

### Executive Offices and Training Facility

13655 Broncos Parkway • Englewood, CO 80112  
Telephone: (303) 649-9000 • FAX: (303) 649-9354 • PR FAX: (303) 649-0562  
www.DenverBroncos.com

### Media Relations

**Jim Saccomano**, Vice President of Public Relations: (303) 649-0572 • [saccomanoj@broncos.nfl.com](mailto:saccomanoj@broncos.nfl.com)  
**Paul Kirk**, Director of Media Relations: (303) 649-0503 • [kirkp@broncos.nfl.com](mailto:kirkp@broncos.nfl.com)  
**Mark Cicero**, Media Information Manager: (303) 649-0512 • [cicerom@broncos.nfl.com](mailto:cicerom@broncos.nfl.com)  
**Rebecca Villanueva**, Media Services Manager: (303) 649-0598 • [villanuevar@broncos.nfl.com](mailto:villanuevar@broncos.nfl.com)  
**Patrick Smyth**, Graduate Assistant: (303) 649-0536 • [smythp@broncos.nfl.com](mailto:smythp@broncos.nfl.com)  
www.DenverBroncos.com/mediaroom

### INVESCO Field at Mile High

1701 Bryant St. • Denver, CO 80204

**Broncos Ticket Office**  
Suite 100  
(720) 258-3333

**Broncos Marketing Department**  
Suite 900  
(720) 258-3100

**Stadium Management Co.**  
Suite 700  
(720) 258-3000

## 2004 DENVER BRONCOS SCHEDULE

(all times local at site)

PRESEASON						
Wk.	Day	Date	Opponent	Site	Time	TV
	Mon.	Aug. 9	vs. Washington	Fawcett Stadium, Canton Ohio	8:00 p.m. EDT	ABC
1	Sun.	Aug. 15	at Buffalo	Ralph Wilson Stadium	7:00 p.m. EDT	KCNC
2	Sat.	Aug. 21	at Seattle	Qwest Field	7:00 p.m. PDT	KCNC
3	Fri.	Aug. 27	HOUSTON	INVESCO Field at Mile High	7:00 p.m. MDT	KCNC
4	Thur.	Sept. 2	ARIZONA	INVESCO Field at Mile High	7:00 p.m. MDT	KCNC
REGULAR SEASON						
Wk.	Day	Date	Opponent	Site	Time	TV
1	Sun.	Sept. 12	KANSAS CITY	INVESCO Field at Mile High	6:30 p.m. MDT	ESPN
2	Sun.	Sept. 19	at Jacksonville	ALLTEL Stadium	1:00 p.m. EDT	CBS
3	Sun.	Sept. 26	SAN DIEGO	INVESCO Field at Mile High	2:05 p.m. MDT	CBS
4	Sun.	Oct. 3	at Tampa Bay	Raymond James Stadium	4:15 p.m. EDT	CBS
5	Sun.	Oct. 10	CAROLINA	INVESCO Field at Mile High	2:15 p.m. MDT	FOX
6	Sun.	Oct. 17	at Oakland	Network Associates Coliseum	1:15 p.m. PDT	CBS
7	Mon.	Oct. 25	at Cincinnati	Paul Brown Stadium	9:00 p.m. EDT	ABC
8	Sun.	Oct. 31	ATLANTA	INVESCO Field at Mile High	2:05 p.m. MST	FOX
9	Sun.	Nov. 7	HOUSTON	INVESCO Field at Mile High	2:15 p.m. MST	CBS
10				BYE WEEK		
11	Sun.	Nov. 21	at New Orleans	Louisiana Superdome	12:00 p.m. CST	CBS
12	Sun.	Nov. 28	OAKLAND	INVESCO Field at Mile High	6:30 p.m. MST	ESPN
13	Sun.	Dec. 5	at San Diego	Qualcomm Stadium	1:05 p.m. PST	CBS
14	Sun.	Dec. 12	MIAMI	INVESCO Field at Mile High	2:05 p.m. MST	CBS
15	Sun.	Dec. 19	at Kansas City	Arrowhead Stadium	3:15 p.m. CST	CBS
16	Sat.	Dec. 25	at Tennessee	The Coliseum	7:30 p.m. CST	ESPN
17	Sun.	Jan. 2	INDIANAPOLIS	INVESCO Field at Mile High	2:15 p.m. MST	CBS

### ON THE COVER

Featured on the cover of the 2004 Denver Broncos media guide is an artistic rendering by Denver artist Jay Snellgrove. The cover is a celebration of quarterback John Elway, who is being inducted into the Pro Football Hall of Fame in 2004. Elway becomes the first player to be enshrined into the Hall of Fame after having played his entire career as a member of the Denver Broncos. Snellgrove's work is done in pointillism, which is an impressionistic technique begun in France in the 19th century. Jay Snellgrove also did the 1996 Broncos media guide cover.

# DENVER BRONCOS

## 2004

## MEDIA GUIDE

### INDEX

Alumni Council	2	Television Games	327
Attendance Marks	443	Year-by-Year Final Records	380
Biographies		Retired Numbers	519
Biographies Index	4	Ring of Fame Member Profiles	522
Rookies and First-Year Players	214	Rosters:	
Veteran Players	54	All-Time Broncos (Alphabetical)	555
Broncos in the Community	594	All-Time Broncos (Numerical)	573
Broncos Name Origin	167	All-Time Coaches	442
Cheerleaders	599	All-Time Practice Squad (Alphabetical)	582
Coaching Records, Year-by-Year	441	All-Time Practice Squad (By Year)	583
Cold Weather Games	610	All-Time Roster Breakdown by College/Years	570
Draft Choices, All-Time	544	All-Time Roster Height/Weight Breakdowns	571
Free Agents Signed/Lost, 1989-2004	550	All-Time Roster Height/Weight Extremes	572
Hall of Fame Broncos	520	2004 Breakdown by Position	297
Highlight Video Information	617	2004 Rookie and First-Year	300
Historical Highlights	584	2004 Veterans	298
Honors and Awards		Schedules:	
All-Time Individual	512	Broncos 2004	IFC
2003 Season	260	Future Broncos Opponents	626
Broncos All-Time NFL Honors	517	NFL Regular Season	620
How the Broncos Are Built	304	NFL Postseason	623
Last Time	255	NFL Preseason	622
Mascots (Thunder and Miles)	600	NFL Interconference games	623
Media Information	616	Series Scores vs. Opponents	323
Medical Glossary	611	Service with Broncos	454
Monday Night Games	327	Stadium Information:	
Most Valuable Player Awards (Broncos team)	543	INVESCO Field at Mile High	601
National Football League		Broncos Stadium History	606
2003 Standings	608	Staff Directory	2
Player Personnel Dates	618	Staff Photos	43
Public Relations Directors	619	Starting Lineups, All-Time	374
Super Bowl/Conference Championship Scores	609	Starters, 2003 Game-by-Game	246
Paul D. Bowlen Memorial Broncos Centre	5	Statistics:	
Playing Field Diagram	614	2003 Individual Game-by-Game	248
Postseason Game Summaries	382	2003 Team Game-by-Game	244
Pro Bowl Broncos	516	2003 Game Summaries/Stats	262
Pronunciation Guide	297	2003 Regular Season Individual and Team	234
Radio Network	607	2003 Postseason Individual and Team	237
Records — Regular Season		2003 Preseason Individual and Team	239
Broncos Individual	455	2003 Participation	247
Broncos Team	470	2003 Single-Game Highs	214
Opponent Individual	485	Leaders Year by Year	446
Opponent Team	488	Team Offense and Defense Year-by-Year	444
Outstanding Individual Performances	504	Year-by-Year Final Statistics	330
Records — Postseason		Super Bowl Future Sites	610
Broncos Individual	493	Television Games, 2004	624
Broncos Team	499	Ticket Sales, All-Time	443
Results:		Trades, All-Time	551
2003 Season	234	Training Camp Sites, All-Time	610
All-Time Game-by-Game	306	Transactions, 2003-04	301
Artificial Turf Record	610	Vince Lombardi Trophy	34
Miscellaneous Record Breakdowns	334	What to Look For in 2004	52
Overtime Games	327	Winning Tradition	49

### CREDITS

The 2004 Denver Broncos media guide has been produced to assist members of the media in their coverage of the Broncos. The guide was produced by the club's media relations department, under the direction of Vice President of Public Relations Jim Saccomano. Information contained herein was compiled by the current and previous media relations staffs. ©2004 Denver Broncos Football Club. Writing, layout, design and editing by Director of Media Relations Paul Kirk and Media Information Manager Mark Cicero using QuarkXPress™ desktop publishing applications. Editorial assistance provided by Saccomano, media services manager Rebecca Villanueva, graduate assistant Patrick Smyth and manager of community development Kelly Brown. Additional thanks to Joe Cronin and John Turney for their extensive statistical research. Printing by A.B. Hirschfeld Press, Denver, Colo. Photography and scans by Rich Clarkson & Associates. Photographers: Rich Clarkson, Eric Bakke, David Gonzales, Steve Knowland, Ryan McKee, Jamie Schwaberow and Brett Wilhelm. Special thanks to Kenn Rust of Rust Graphics. Please see pages 616-617 for complete media services information.



# BRONCOS DIRECTORY

Denver Broncos Football Club  
13655 Broncos Parkway, Englewood, CO 80112

Telephone..... (303) 649-9000  
Ticket Office..... (720) 258-3333  
Marketing Department..... (720) 258-3100  
Stadium Management Company..... (720) 258-3000  
Internet Address..... www.DenverBroncos.com  
Home Stadium..... INVESCO Field at Mile High (76,125)  
Colors..... Orange and Broncos Navy Blue  
Conference..... American Football Conference (West Division)



## OWNERSHIP

Pat Bowlen.....President and Chief Executive Officer  
Lisa Williams.....Exec. Asst. to President & CEO  
Yolanda Saltus.....Special Assistant

## ADVISORY DIRECTORS

Pat Bowlen.....Chairman  
John Bowlen.....Director  
Bill Britton.....Director  
Tim Guard.....Director  
Jeff Harman.....Director  
Fred Hemmings.....Director  
Bob Masten.....Director

## EXECUTIVE STAFF

### EXECUTIVE VICE PRESIDENT OF FOOTBALL OPERATIONS / HEAD COACH

Mike Shanahan...Exec. V.P. of Football Operations/Head Coach  
Cindi Lowe.....Secretary to Head Coach

### EXECUTIVE VICE PRESIDENT OF BUSINESS OPERATIONS

Joe Ellis...Executive Vice President of Business Operations  
Elaine Woodworth...Exec. Asst. to Exec. V.P. of Business Operations

## GENERAL MANAGER

Ted Sundquist.....General Manager  
Pam Papsdorf.....Assistant to the General Manager

### GENERAL COUNSEL/SENIOR VICE PRESIDENT OF ADMINISTRATION

Rich Slivka...General Counsel/Senior V.P. of Administration  
Diane Nelson...Exec. Asst. to General Counsel/Senior V.P. of Admin.

## VICE PRESIDENTS

Jim Saccomano.....Vice President of Public Relations  
Rick Nichols.....Vice Pres. of Ticket Operations/Business Devel.  
Greg Carney.....Vice President of Marketing  
Jim Barlow.....Vice President of Finance  
Cindy Galloway...Vice President of Community Development

## BOWLEN SPORTS, INC.

Jim Schafer.....Assistant to the President  
Veronica Ibarra.....Executive Assistant

## FOOTBALL STAFF

### COACHING STAFF

Gary Kubiak.....Offensive Coordinator  
Larry Coyer.....Defensive Coordinator  
Ronnie Bradford.....Special Teams  
Jacob Burney.....Defensive Line  
Troy Calhoun.....Offensive Assistant/Special Teams  
Rick Dennison.....Offensive Line  
Kirk Doll.....Defensive Assistant/Special Teams  
David Gibbs.....Defensive Backs  
Pat McPherson.....Quarterbacks  
Keith Millard.....Asst. Defensive Line/Pass Rush Specialist  
Brian Pariani.....Tight Ends  
Greg Saporta.....Assistant Strength and Conditioning  
Cedric Smith.....Assistant Strength and Conditioning  
Jimmy Spencer.....Player/Assistant Defensive Backs  
Bobby Turner.....Running Backs  
Rich Tuten.....Strength and Conditioning  
Steve Watson.....Wide Receivers  
Dixie Greer.....Asst. Coaches Secretary/Video Department

## FOOTBALL OPERATIONS

Rick Smith.....Director of Pro Personnel  
Jim Goodman.....Director of College Scouting  
Scott DiStefano.....College Scout  
Cornell Green.....College Scout  
Ed Lambert.....College Scout  
Greg Miller.....College Scout  
Dan Rambo.....College Scout  
Dale Strahm.....College Scout  
Chris Trulove.....Pro Scout  
Mike Bluem.....Coordinator of Football Administration  
Dave Bratten.....College Scouting Coordinator  
Geno Drake.....Player Personnel Assistant  
Fred Fleming.....Pro Scouting/Director of Special Services  
Betsy Klein.....Exec. Dir. of Player & Organizational Development

## DENVER BRONCOS ALUMNI COUNCIL

The Denver Broncos Alumni Association was formed in 1991 to provide an opportunity for former players to remain actively involved with the Broncos' organization. The Alumni Association serves as a goodwill extension of the Denver Broncos, and the members are available to counsel current players on life after football. Their mission is to uphold the highest standards of professionalism, integrity and honor. They are committed to enhance our communities through active service and devotion and pledge to support the Denver Broncos Football Club in its community outreach programs and present themselves as positive role models and mentors. The 15 members of the Alumni Association are Odell Barry, Larry Brunson, Steve Foley, John Grant, Rich Karlis (Vice President), Fran Lynch, Wade Manning (Secretary), Gene Mingo, Willie Oshodin (President), Dave Preston, Reggie Rivers (Treasurer), Jim Ryan, Steve Sewell, Billy Thompson and David Treadwell.

## MEDICAL STAFF

Steve Antonopoulos.....Head Athletic Trainer  
Corey Oshikoya.....Assistant Athletic Trainer  
Scott Trulock.....Assistant Athletic Trainer  
Dr. Richard Hawkins.....Team Physician  
Dr. James Benoist.....Team Physician  
Dr. Ted Schlegel.....Team Physician  
Dr. Martin Boublik.....Team Physician

## EQUIPMENT

Chris Valenti.....Equipment Manager  
Ronnie Bill.....Assistant Equipment Manager  
Jason Schell.....Assistant Equipment Manager  
Mike Harrington.....Assistant Equipment Manager

## VIDEO

Kent Erickson.....Director of Football Technology  
Gary McCune.....Video Operations Manager  
Steve Boxer.....Video Assistant  
Mike Mascenik.....Video Assistant

## BUSINESS STAFF

### MEDIA RELATIONS

Paul Kirk.....Director of Media Relations  
Mark Cicero.....Media Information Manager  
Rebecca Villanueva.....Media Services Manager  
Patrick Smyth.....Graduate Assistant

## COMMUNITY DEVELOPMENT

Kelly Brown.....Manager, Community Development  
Lee Carpenter.....Community Development Coordinator  
Pamela Krotchko.....Manager, Denver Broncos Charities Fund  
Steve Sewell.....Director of Community Outreach  
Billy Thompson.....Director of Alumni Relations

## FINANCE

Sheila Thomas.....Director of Human Resources  
Fred Krebs.....Manager of Cash/Treasury  
Dianne Sehgal.....Controller  
Roberta Best.....Accounts Payable  
Gina Johnson.....Accounts Payable  
Nanette Thompson.....Financial Accountant  
Kelly Trimble.....Manager of Travel Services  
Deanna Torres.....Accountant  
Sheila Webb.....Revenue Accountant  
Sherry Zoltay.....Insurance Administrator

## INFORMATION SYSTEMS

Rick Schoenhals.....Senior Dir. of Information Technology  
Chris Newman.....Network Administrator  
Lisa Cavalli.....Technology Support Specialist  
Erik Towt.....Network Analyst  
Tony Lazzaro.....Systems Administrator  
Mike Corey.....Network Technician

## MARKETING

Michael Young.....Senior Director of Special Projects  
Steve Harbula.....Director of Marketing Communications  
Brady Kellogg.....Director of Corporate Partnerships  
Amy Maroff.....Manager, Corporate Partner Services  
Andrew Mason.....Managing Editor, DenverBroncos.com  
James Merlatt.....Publications Manager  
Lynn Rosen.....Manager, Special Events and Entertainment  
Mike Sarro.....Internet Services Manager  
Derek Thomas.....Manager, Marketing Partnerships  
Sandy Bretzlauf.....Coordinator, Partnerships and Game Day Marketing  
Joel Darby.....Mascot Coordinator  
Annie Hellerstein.....Graphic Designer  
Derek Marlin.....Corporate Partnership Executive  
Bobby Mestas.....Coordinator of Youth Marketing  
Danielle Solano.....Receptionist

## CHEERLEADERS

Teresa Schroeder.....Dir. of Cheerleaders & Game Day Entertainment  
Shelly Trujillo.....Assistant Director, Cheerleaders  
Shawna Peters.....Director, Junior Cheerleaders

## OPERATIONS

Chip Conway.....Director of Operations  
Darin Krueger.....Facility Coordinator  
Kirt Horiuchi.....Operations Assistant  
Adam Newman.....Operations Assistant  
Maeve Drake.....Receptionist

## TURF OPERATIONS

Troy Smith.....Turf Manager  
Wes Conway.....Assistant Turf Manager  
Bret Baird.....Assistant Turf Manager

## TICKET OPERATIONS

Kirk Dyer.....Director of Ticket Operations  
Dennis Moore.....Ticket Sales Manager  
Clark Wray.....Box Office Supervisor  
Patti Barban.....ADA Supervisor  
Jenny Carter.....Premium Seat Representative  
Katie Delay.....Ticket Office Coordinator  
Will Holt.....Premium Seat Representative  
Chad Robertson.....Premium Seat Representative  
Lee Twarling.....Premium Seat Representative  
Mike Vasquez.....Ticket Assistant



## STADIUM MANAGEMENT COMPANY

Mac Freeman.....Vice President of Stadium Operations  
Andy Gorchov.....Director of Event Services  
Lorraine Spargo.....Director of Premium Seat Sales  
Wayne Bottom.....Chief Engineer  
Scott Blik.....Security and Safety Manager  
Howard Brown.....Changeover Manager  
Pat Jordan.....A/V Services Manager  
John Karpan.....Facilities Manager  
Ross Kurcab.....Turf Manager  
Patty Moser.....Special Events Manager  
Amanda Quinn.....Manager of Executive Suites  
Rick Seifert.....Communications Manager  
Jon Applegate.....Parking Administrator  
Garron Bateman.....Tech Director & Creative Media Designer  
Kathy Burris.....Facilities Coordinator  
Dave Clark.....Assistant Chief Engineer  
Andrew Hoiberg.....Turf Technician  
Terry Hutson.....Assistant Security Manager  
Amy Lugowski.....Events Coordinator  
Abby McNeal.....Assistant Turf Manager  
Brian Mitchell.....Producer of Special Events and Game Day Media  
Fiona Osborne.....Events Administrator

## SMC RETAIL OPERATIONS

Tim Kellond.....Retail Operations Manager  
Sue Vaughn.....Game Day Supervisor  
Mike Dorame.....Game Day Supervisor  
Carol Gibbons.....Retail Assistant  
Sue Kissel.....Dove Valley Store Manager



## INDEX TO BIOGRAPHIES

### EXECUTIVES

Bowlen, Pat	6
Ellis, Joe	42
Shanahan, Mike	10
Sundquist, Ted	17

### COACHES

Kubiak, Gary	18
Coyer, Larry	20
Bradford, Ronnie	21
Burney, Jacob	22
Calhoun, Troy	23
Dennison, Rick	24
Doll, Kirk	25
Gibbs, David	26
McPherson, Pat	27
Millard, Keith	28
Pariani, Brian	29
Saporta, Greg	31
Smith, Cedric	31
Spencer, Jimmy	32
Turner, Bobby	32
Tuten, Rich	33
Watson, Steve	34

### FOOTBALL OPERATIONS

Bluem, Mike	40
Bratten, Dave	40
DiStefano, Scott	36
Drake, Geno	40
Goodman, Jim	36
Green, Cornell	37
Lambert, Ed	37
Miller, Greg	38
Rambo, Dan	38
Smith, Rick	35
Strahm, Dale	39
Trulove, Chris	39

### PLAYERS

Adams, Charlie	54
Alexander, P.J.	55
Alexander, Roc	228
Almanzar, Luis	55
Anderson, Mike	56
Bailey, Champ	60
Beard, Santonio	228
Bell, Tatum	216
Brandon, Sam	63
Burton, Charles	229
Carlisle, Cooper	64
Carswell, Dwayne	66
Chamberlain, Byron	69
Chukwurah, Patrick	71
Clabo, Tyson	229
Crenshaw, Romar	229
Davis, Dorsett	72
Droughns, Reuben	73
Eason, Nick	75
Elam, Jason	76
Elliss, Luther	89
Epstein, Hayden	91
Fatafehi, Mario	92
Ferguson, Nick	94
Foster, George	95
Galloway, Ahmaad	96
Garner, Randy	230

Green, Cornell	97
Green, Louis	230
Griffin, Quentin	98
Hamilton, Ben	100
Hape, Patrick	101
Harris, Atnaf	103
Hayward, Reggie	103
Hearst, Garrison	105
Herndon, Kelly	109
Holland, Darius	110
Israel, Ron	112
Jackson, Jarious	113
Jackson, Nate	115
Jackson, Willie	116
Jenkins, MarTay	118
Johnson, B.J.	230
Johnson, Kyle	120
Johnson, Raylee	121
Kanell, Danny	123
Kennedy, Brandon	231
Kennedy, Kenoy	126
Knorr, Micah	129
Leach, Mike	132
Lelie, Ashley	133
Lenda, Tyler	231
Lepsis, Matt	135
LeSueur, Jeremy	218
Luke, Triandos	221
Lynch, John	136
Madise, Adrian	140
Mauck, Matt	223
McNeal, Bryant	141
Middlebrooks, Willie	142
Miree, Brandon	225
Mitchell, Clint	144
Mobley, John	145
Nalen, Tom	151
Neil, Dan	154
Pierce, Terry	155
Pittman, Thomas	232
Plummer, Jake	157
Pope, Monsanto	169
Pryce, Trevor	170
Putzier, Jeb	176
Quinn, Mike	177
Rutledge, Johnny	178
Santiago, O.J.	180
Sapp, Cecil	181
Sewell, Josh	222
Shoate, Jeff	220
Smith, Rod	182
Snell, Shannon	232
Spencer, Jimmy	196
Spragan, Donnie	198
Stephens, Jamain	200
Stephens, Reggie	201
Sykes, Jashon	202
Turner, Scott	204
Van Pelt, Bradlee	226
Walls, Lenny	205
Watson, Chris	232
Watts, Darius	217
Weaver, Jed	206
Williams, D.J.	214
Wilson, Al	208
Young, Chris	212

## THE PAUL D. BOWLEN MEMORIAL BRONCOS CENTRE

On March 5, 1990, the Denver Broncos moved into the Paul D. Bowlen Memorial Broncos Centre, the state-of-the-art headquarters for the National Football League team. The complex is named for the Broncos owner's late father and is the culmination of Pat Bowlen's desire to maximize a positive working environment for his team, which won back-to-back World Championships with victories in Super Bowls XXXII and XXXIII. This past offseason, the Broncos completed a \$4 million renovation and expansion project, upgrading the facility to make it one of the premier complexes in all of professional sports. The construction project includes:


- The Broncos Conditioning Center, which houses the team's weight room and an indoor conditioning area, along with a new home for the field-maintenance departments. The weight room is nearly three times the size of the previous one at approximately 9,000 square feet, which gives the Broncos one of the most comfortable strength-and-conditioning environments in professional sports. The indoor conditioning area—covered with FieldTurf™, which the team uses on one of its three outdoor practice fields—spans approximately 18,000 square feet.
- A training room that increased in size, with additional hot and cold tubs for players' use.
- A cafeteria that seats approximately 120, allowing for the team to conveniently handle the food-service needs of players, coaches and staff during training camp and throughout the year. The cafeteria is part of the existing building, taking over the space previously occupied by the weight room.

The Broncos' facility—situated on 13.5 acres in the rapidly expanding Dove Valley Business Park in south Arapahoe County—also includes an administrative building and three full-size practice fields to go along with the Conditioning Center.

The Bowlen Broncos Centre is a two-story building totaling 90,000 square feet, well over three times the size of the team's previous facility. The ground floor houses the main entry, visitor's area, trophy display area and media room, in addition to the football-related facilities, which encompass the locker room, meeting rooms, training area, weight room, equipment room and video department.

It is on the second level, which is accessible through two stairways adjacent to the lobby area, that most of the administrative offices are located. These include the offices for Pat Bowlen, Mike Shanahan, Ted Sundquist and Joe Ellis, as well as those of all assistant coaches and football operations personnel. The second floor is divided into one wing for administrative offices and another for coaches and player personnel. The Broncos' extensive computer operation also is located on the second floor. The Bowlen Centre also includes a separate building that houses two racquetball courts for training and leisure use by players and staff members, as well as a team store.

There is ample practice space available for use by the Broncos on the three fields, two with natural grass surfaces and one with FieldTurf™, completed in June 2003. FieldTurf™ is a synthetic blade surface with a rubber and sand infill. One of the two grass fields has a unique design system that includes underground wiring to prevent the turf from freezing and thus allows the Broncos to practice year-round on unfrozen natural grass.





**PAT BOWLEN****PRESIDENT AND CEO**

**P**at Bowlen in 2004 begins his 21st year as the President and CEO of the Denver Broncos, presiding over a franchise that is one of the crown jewels among National Football League clubs, whether judged by the measure of wins and championships, attendance, national television exposure or by his and his team's reputation locally and throughout the NFL.

Mr. Bowlen is the only two-decade owner of a pro sports team in Denver history. His stewardship of the franchise that serves as the soul of the city, and the state of Colorado, is marked by team achievement and personal success.

The Denver Broncos have grown from being Denver's first major league franchise in 1960 to Colorado's state religion, and Mr. Bowlen wants to continue that fervor for the coming season. His focus for 2004 is once again to have the Denver Broncos win a world championship.

The Broncos' president and CEO has fashioned a powerful reputation among his peers as a bold, dynamic leader who is single-minded in his pursuit of excellence, whether representing the Broncos, the city of Denver, the state of Colorado or the National Football League.

For many years, Mr. Bowlen's reputation as an outstanding owner has been well known nationally. In 1987, he finished second in the *Sporting News*' Executive of the Year balloting. In December 2000, ESPN conducted a fan poll asking which NFL owner would be the best for which to play. Mr. Bowlen finished first among all NFL owners with 44.7 percent of the more than 60,000 votes cast. Mr. Bowlen has been well respected for many years by fans, players, coaches, his peers and NFL executives.

Mr. Bowlen presides over a franchise that by any standard has been one of the NFL's most successful in his over two decades of club ownership (1984-2004). The Broncos are at the pinnacle of sports franchises by any definition.

Pat Bowlen was introduced as the majority owner of the Denver Broncos on March 23, 1984 and that announcement triggered a new era in franchise history. Mr. Bowlen and the Bowlen family acquired 100 percent ownership of the Broncos in July 1985, and currently his brother John Bowlen owns a minority interest in the Broncos.

Mr. Bowlen immediately put his own mark on the Broncos, establishing a solid administration and creating a positive atmosphere that was a major factor in the team's success both on and off the field.

Champions are built from the top and Pat Bowlen is a model of leadership in the scope of his drive and commitment. "I want us to be number one in everything," Mr. Bowlen has often said in a recurring theme that marks his management style. Everyone knows that it is the owner who provides the financial backing that is integral to a championship team, but many fans are unaware that much of the heart, soul and drive of this championship organization comes directly from Pat Bowlen.

He has made all his managerial moves with one goal in mind—to aggressively position the Denver Broncos for another run at a Super Bowl championship. No one sets higher standards for the Broncos than Pat Bowlen himself, whose goals have always been to have his franchise regarded as among the finest in pro sports with victory being the measuring stick for that success. Thus, the goal of this dynamic and energetic chief executive remains firmly set on repeating the World Championship seasons of 1997 and 1998.

Below is a chronology of the Denver Broncos success during Mr. Bowlen's ownership (1984-2004):

- The Denver Broncos won back-to-back World Championships in 1998 (Super Bowl XXXII vs. the Green Bay Packers 31-24) and 1999 (Super Bowl XXXIII vs. the Atlanta Falcons 34-19).
- Denver became the sixth NFL franchise to win back to back Super Bowls, joining Green Bay, Miami, Pittsburgh (twice), San Francisco and Dallas. The Broncos became the first AFC team to do it in two decades.
- The Broncos own AFC Championships under Pat Bowlen in 1986, 1987, 1989, 1997, and 1998.
- The Broncos have had the best home record in pro football over the past 30 years.
- The Broncos won a record seven postseason games in a two-year period (1997-1998).

- The Broncos had a record 33 wins over a two-year period (1997-1998).
- The Broncos had a record 46 wins over a three-year period (1996-1998).
- The Broncos became the second team in modern NFL history to go undefeated during regular season play at home for three consecutive seasons (1996-1998).
- His 1997-1998 teams performed the astonishing feat of going an entire calendar year without a defeat (12/15/97-12/13/98), a league record 18 consecutive wins.
- In 1998, Denver won a franchise record 17 games, 14 in the regular season, including a 13-0 start that resulted in Denver going an entire calendar year without a loss.
- The Broncos have dominated the AFC Western Division by posting more division titles (7), conference Championship Game appearances (6), and Super Bowl appearances (5) than any other club in the division.
- Under Mr. Bowlen's leadership, the Broncos have had 11 playoff appearances and just two losing seasons.
- Denver was the only AFC franchise to make three Super Bowl appearances in the 1980s.
- In addition to winning seven division titles, Mr. Bowlen's franchise has had regular season win totals of 14, 13 (twice), 12 (twice), 11 (four times), and 10 (twice). Eleven of the 12 best years in team history have come during Mr. Bowlen's ownership.
- When the Broncos won Super Bowl XXXII, they were the first AFC team to win in 14 years and just the second wild card to win a Super Bowl under the NFL's present playoff system.

Pat Bowlen also has enjoyed tremendous off the field success as well.

- In Mr. Bowlen's 20 years of ownership, the Broncos have played 22 postseason games, all of which have been sold out.
- The Broncos have had a string of home sellouts for 35 consecutive years, longest in the AFC and second only to Washington in the NFC.
- The home game sellout streak is now at 274 consecutive regular and postseason games through 2003.
- Denver has led the NFL in attendance during that 20-year period. The Broncos have drawn nearly 14 million fans to their home games from 1984-2003, highest in the NFL.
- Mr. Bowlen ushered in a new era in Denver Broncos football history in 2001 when the state-of-the-art INVESCO Field at Mile High opened. Mr. Bowlen contributed more than \$150 million to the construction of the new stadium.
- Mr. Bowlen has worked closely with Head Coach Mike Shanahan in maintaining the Broncos' roster in the era of free agency, which has resulted in unprecedented player stability.
- In addition with his role with the Broncos, Mr. Bowlen was a key figure in securing the league's labor and TV contracts. He is currently Chair of the prestigious NFL Broadcasting Committee and is a member of both the NFL Compensation Committee and the NFL Finance Committee. He also serves on the NFL Diversity Committee and the NFL Ventures Committee.
- In his current role as Chair of the NFL Broadcast Committee, Mr. Bowlen was responsible for the negotiations on the NFL's \$18 billion TV contract, the most lucrative single-sport contract in history.
- He was responsible for the Broncos' headquarters, the Paul D. Bowlen Memorial Centre, a 90,000-square-foot modern office and training facility located on the team's 13.5 acre complex in Dove Valley, Arapahoe County. The facility is named after Pat Bowlen's father. The Broncos moved into the new facility on March 5, 1990. This offseason, an extensive remodeling and expansion plan was implemented, assuring that the team headquarters would remain at the top level of NFL training facilities.



Pat Bowlen was born in Paire du Chien, Wis., where he attended high school. He went on to the University of Oklahoma, earning degrees in both business (1965) and law (1968). After successful careers in oil, gas and real estate, he purchased the Denver Broncos in 1984.

He is president of the Denver Broncos' Charities Fund, and in that capacity, has donated more than \$22 million to charitable organizations in the Denver area since the inception of that fund in 1993. Mr. Bowlen served as the Honorary Chairman of the Colorado Special Olympics for 19 years and was the organization's Outstanding Celebrity in 1993. Mr. Bowlen has served as the Honorary Chairman of the Colorado Family Classic to benefit St. Joseph's Hospital for 20 years and this is his ninth year as Chairman of the Capuchin Friars fund-raising dinner. He also chaired the 1989 Centennial Scholarship rally at the University of Northern Colorado in Greeley and was Co-Chairman of the Rose Medical Center Critical Care Campaign from 1986-89.

In addition, Mr. Bowlen was elected to the University of Denver Board of Trustees in 1987. He is currently a member of the DU audit committee. His previous DU committee memberships include the Institutional Advancement Committee and Institutional Advancement/University Relations sub-committee. He was also named to the Colorado Academy Board of Trustees in 1991. A member of the American Ireland Fund Dinner Committee for the past 12 years and a Trustee for the Irish Community Center for five years, the Broncos' owner also is a member of Colorado Concern. He also serves on the Board of Trustees of the Hawaii Maritime Center and was the 1992 honoree at the American Ireland Fund Dinner.

Mr. Bowlen is a member of several other clubs and societies, including the Chief Executive's Organization, the Alberta Bar Association and the Law Society of Alberta. He was also a past member of the Young President's Organization.

Mr. Bowlen maintains an active lifestyle and exercises extensively as part of his daily regimen. He has competed in the Ironman Triathlon—an event in which one must swim 2.4 miles, ride 112 miles on a bicycle, and run 26.2 miles, all consecutively—as well as in other triathlon races and several marathons.

Mr. Bowlen has seven children, five of whom live in Denver with him and his wife, Annabel, and two adult children who live in Hawaii.

## THE BOWLEN ERA

AFC WEST TEAM COMPARISON 1984-2003

### WORLD CHAMPIONSHIPS

Denver	2
Kansas City	0
Oakland	0
San Diego	0

### SUPER BOWL APPEARANCES

Denver	5
Oakland	1
San Diego	1
Kansas City	0

### CONFERENCE CHAMPIONSHIP APPEARANCES

Denver	6
Oakland	3
San Diego	1
Kansas City	1

### DIVISION TITLES


Denver	7
Oakland	5
Kansas City	4
San Diego	2

### PLAYOFF APPEARANCES

Denver	11
Kansas City	9
Oakland	8
San Diego	3

### WINNING SEASONS

Denver	13
Kansas City	12
Oakland	9
San Diego	3



Mike Shanahan is one of just five head coaches in the history of the NFL to win back-to-back Super Bowls, with Denver's victory over Green Bay in Super Bowl XXXII, followed by its defeat of Atlanta in Super Bowl XXXIII. No head coach in the NFL has won more games than Shanahan's 98 victories over the last nine seasons, and he has compiled a 56-16 home record, including three consecutive undefeated campaigns from 1996-98.





## MIKE SHANAHAN

### EXECUTIVE VICE PRESIDENT OF FOOTBALL OPERATIONS / HEAD COACH

Mike Shanahan in 2004 completes a full decade as head coach of the Denver Broncos, and that decade of measurement against the game's all-time coaches places him among the pro football elite. He comes into 2004 needing just two wins to join the exclusive club of head coaches to post 100 wins in the first 10 seasons with one club, and the coming season will provide an almost weekly graphic of Shanahan's dramatic rise on that chart. The group that Mike Shanahan will join is listed below.

#### COACHES WITH 100 WINS FOR ONE TEAM THROUGH THE FIRST 10 SEASONS WITH THAT TEAM (INCLUDING PLAYOFFS)

	YEARS	REG	WINS BY SEASON POST	TOTAL	SUPER BOWL WINS
Joe Gibbs, Washington	1981-1990	101	12	113	2
John Madden, Raiders	1969-1978	103	9	112	1
Don Shula, Miami	1970-1979	104	8	112	2
George Seifert, San Francisco	1989-1996	98	10	108	2
Mike Ditka, Chicago	1982-1991	101	6	107	1
Marv Levy, Buffalo	1986-1995	96	11	107	0
Bud Grant, Minnesota	1967-1976	98	8	106	0
Bill Cowher, Pittsburgh	1992-2001	99	6	105	0
Marty Schottenheimer, K.C.	1989-1998	101	3	104	0
Bill Walsh, San Francisco	1979-1988	92	10	102	3
Dennis Green, Minnesota	1992-2001	97	4	101	0

#### COMING INTO 10TH SEASON:

Mike Shanahan, Broncos	1995-2003	91	7	98	2
------------------------	-----------	----	---	----	---

Every successful team has one key leader, and those organizations that have achieved the greatest success have an ultimate leader—an individual combining exceptional talent and organizational skills with the dynamic drive to lead others to success. One of the most brilliant minds in football, Executive Vice President of Football Operations and Head Coach Mike Shanahan is that lightning rod for the Denver Broncos championship history, and few coaches in NFL annals have spearheaded as much dramatic achievement.

When the success of a leader is achieved, and repeated, in an atmosphere of great pressure and expectations, that leader is elevated to elite status. Mike Shanahan has done that, and is universally regarded at the highest level by the football community, and there is no proof of merit like the record itself.

His stunning record as the Broncos' mentor places him in the legendary class of Vince Lombardi, Don Shula and Chuck Noll as the only four coaches with back-to-back Super Bowl championships. Lombardi, Shula and Noll already have been inducted into the Pro Football Hall of Fame.

No head coach in the NFL has won more games than Mike Shanahan's 98 victories over the last nine seasons, and his Broncos come into 2004 determined to return to Super Bowl contention—both of those qualities are directly attributable to leadership by arguably the finest head coach and most fertile football mind in the game today.

Those 98 wins by Mike Shanahan include seven consecutive in the playoffs (he is the only coach to have produced seven playoff wins in two years) during the 1997 and 1998 World Championship seasons, years in which he firmly established himself among the game's sideline greats. His postseason percentage is .700 on a 7-3 record.

Under Shanahan's superb guidance, the Broncos have had staggering accomplishments, the scope of which is dramatically outlined by the following:

- Posted the most wins in pro football history in a two-year period (33 in 1997-98).
- Posted the most wins in pro football history in a three-year period (46 in 1996-98).
- Won the most postseason games in history over a two-year period (7, 1997-98).
- Won 18 consecutive games over 1997-98 to tie the all-time NFL record for consecutive wins. The Broncos went undefeated for a calendar year during that streak, from Dec. 15, 1997, until Dec. 13, 1998.

- Been undefeated for three consecutive regular seasons (1996-98) at home, just the second team ever to do so.
- Posted a 22-2 record in its last 24 games during the back-to-back title years.
- The Broncos rank first in the NFL in points scored (3,664 points, 25.4 per game).
- The Broncos rank first in the NFL in rushing yards (20,150, 139.9 per game).
- The Broncos rank second in the NFL in total offense (52,137 yards, 362 per game).
- The Broncos' home record is 56-16 (.778) in regular season play.
- Denver is 57-2 (.966) when scoring 30 or more points (including 3-0 in postseason).
- Denver is 36-0 at home when scoring 30 or more points (including 2-0 in postseason).

He also has brought great stability to the Denver franchise with his 10 years here ranking as the third longest tenure by an active coach with his current team (trailing only Bill Cowher of Pittsburgh, who is in his 13th campaign with the Steelers, and Jeff Fisher of Tennessee, who is in his 11th season as the Titans' head coach).

However, whether measured by record or tenure, he does not rest on his laurels nor allow his team to, even though in the past nine seasons his overall record of accomplishment has been unmatched. His accomplishments since taking command of the Broncos are far greater than most coaches have achieved in entire careers, yet Mike Shanahan does not live in the past but puts all his ample talents and energy into success for the present, thus stamping the 2004 Broncos as a team with which to be reckoned in the National Football League.

Despite the almost unparalleled level of success attained in the last nine years, complacency and satisfaction are qualities completely foreign to Mike Shanahan, a brilliant coach and leader who is perpetually driven by the goal of taking his team back to the Super Bowl.

The Broncos stand as the perfect symbol of a team manifesting the personality of its head coach—maintaining discipline, focus, preparation, mental toughness, and physical effort—all qualities indelibly stamped onto the franchise by Shanahan, whose superb guidance directed the Broncos to those victories in Super Bowls XXXII and XXXIII.

Shanahan elevated his career and the Broncos to new levels in 1997 and 1998, as the intense and personable Denver Broncos head coach made his mark on Super Bowl history, coming into the 2004 campaign as one of only 12 all-time National Football League head coaches with two Super Bowl victories, and one of four members of that exclusive fraternity actively coaching (along with Joe Gibbs of Washington, Bill Parcells of Dallas and Bill Belichick of New England). Within that select group of 12 coaches, six have been inducted into the Pro Football Hall of Fame—the previously referenced Lombardi, Shula and Noll, along with Joe Gibbs, Bill Walsh and Tom Landry.

Following his magnificent 1998 season, the Broncos' coach was named AFC Coach of the Year by the Kansas City 101 Club and by the Touchdown Club of Columbus (his second time to be so honored by each organization).

He is the first coach in history to win two Super Bowl titles in his first four years coaching a team, and he is the only coach to have directed two different teams to a 500-point season (the 1998 Broncos scored 501 points, and Shanahan's 1994 San Francisco offense scored 505). The 500-point mark has only been reached seven times overall in pro football history.

The architect of San Francisco's offense in the 49ers' 1994 World Championship season, Shanahan not only can boast of three world titles in the past 10 years, but he is one of only 11 coaches ever to win Super Bowls with two different clubs.

His winning percentage is the best by any coach in Denver history—in 1998, he reached his 40th win faster than any coach in franchise history, and in 2000, he reached his 50th win faster than any coach in franchise history. Team President Pat Bowlen heaped additional praise on his brilliant coach by naming him Vice President of Football Operations during the 1998 campaign.

While his seal of leadership already had been permanently ingrained into the entire Broncos organization, Shanahan took his first steps in the direction of legend in 1997 when he joined Tom Flores as the only two coaches in pro football history to post four wins in one postseason.

In his third and fourth seasons at the helm of the Denver Broncos, Mike Shanahan not only led the Broncos to their first Super Bowl victories, but in 1998, he became the only coach in history to fashion seven postseason wins in a two-year period.

Mike Shanahan has that exceptional postseason record of 7-3—which added to a regular season mark of 91-54 give him a combined record of 98-56 (an outstanding .636 percentage) in nine years as head coach of the Broncos. Not only is that record the best among all coaches in Denver history, but his home record is a staggering 56-16 (.778) in regular season play, as referenced above. His winning percentage in six years at Mile High Stadium (1995-2000) was .813, and that mark is the third best by one coach, in one stadium, in NFL history.

Since Shanahan took over the Broncos' coaching reins in 1995, Denver has scored 30 or more points 36 times (twice in postseason) at home and 20 or more points 61 times (4 times in playoff action) at home in 72 regular season and four playoff games. Including road games, they have scored 30 or more points 59 times (including 3 times in the playoffs) and 20 or more points 111 times in the 136 regular season games and nine



postseason games under him. As noted above, Denver's record in the 59 games in which it has scored 30 or more points under Shanahan is an amazing 57-2 (which includes 3-0 in playoff competition), including a 36-0 mark (which includes a 2-0 playoff record) at Mile High Stadium and INVESCO Field at Mile High.

A dynamic and disciplined leader who has completely revitalized the Denver organization during the past nine years, Shanahan is the focal point from which the entire organization takes its direction and energy.

Renowned for his organizational ability and recognized as one of the brightest offensive strategists in football, Shanahan has restructured both the team and the entire football operations department of the Broncos to deal successfully with the new personnel and financial dynamics of pro football.

Over the last 12 years (nine in Denver and the previous three in San Francisco) Mike Shanahan's offenses have finished No. 1 in the NFL four times, second twice, and third three times. In two of those campaigns, Denver was just 17 yards and 83 yards short of the No. 1 spot.

Since 1995, his first year in Denver as head coach of the Broncos, Denver has stressed the running game as one of the keys to football's most prolific offense. In those nine seasons, the Broncos have led the league both in rushing yards (20,150, with the Broncos as the only team to go over the 20,000-yard plateau in that period) and in scoring with 3,664 points, while ranking second in the NFL in total offense with 52,137 yards (just 48 yards behind Minnesota, which is first). In regular season games under Shanahan, the Broncos have averaged 139.9 rushing yards (best in the NFL), 25.4 points per game (best in the NFL), and 362 total yards (second, less than one yard per game behind the Vikings). As those statistics would indicate, this also has been by far the most prolific nine-year offensive period in franchise history.

In 1998, the defending world champions stormed to their second consecutive title with an offense that scored 501 points and finished third in the NFL in total yards while the defense had another spectacular postseason, allowing just 25 points and two touchdowns while sparking a remarkable 13:1 turnover ratio in the playoffs.

The 1998 Broncos set team records with 14 regular-season and 17 overall wins, starting off with a stunning 13-0 record and marking Denver as a team that went an entire calendar year without a loss. Ten Broncos were named to the Pro Bowl following that magnificent season, but throughout it all Shanahan's inspired direction was nationally recognized as the driving force behind the back-to-back World Champion Broncos.

In 1997, he directed a Denver offense that scored a total of 583 points (29.2 per game) during the entire 1997 season, the fifth-highest total in NFL history and the second-highest total in AFC history for a combined regular and postseason. Of course, in 1998 Shanahan's Broncos topped that mark by producing 596 regular and postseason points. The all-time high of 636 points came from the 1994 World Champion San Francisco 49ers, for whom Shanahan was the offensive coordinator.

He led his team to a 12-4 regular season record in 1997, marking the first time in franchise history that the team won 12 or more games in back-to-back seasons. His high-powered offense reached 30 points a franchise record nine times during the 1997 regular season and twice in the postseason. Denver also broke the franchise record for most points in a season (previously 391 in 1996) in just its 13th game of 1997 and broke the record for most touchdowns in a season (previously 47 in 1996) in just its 14th game.

The Broncos stormed through 1997 postseason play to their eventual World Championship with a home win over Jacksonville and subsequent road victories at Kansas City and Pittsburgh, defeating those Super Bowl contenders in their home parks on back-to-back weeks, and answering any lingering questions about the status of Denver as the best team in the American Football Conference.

It has been widely documented that the Broncos posted one of the greatest upsets in Super Bowl history, played in perhaps the best Super Bowl game ever, and ended the National Football Conference's 13-year domination in the NFL's Championship Game.

The Broncos posted their win—in fact, their four wins—in convincing style.

Under Mike Shanahan's steady control and forceful leadership, the Broncos had no question that they were the best team in football, and their postseason performance reflected that belief every step of the way.

In 1997 postseason play, Denver scored nine touchdowns in nine goal-to-go situations, including four-of-four in Super Bowl XXXII. Conversely, opponents started six drives in Denver territory in the postseason, netting just six points (two field goals).

Denver scored 13 touchdowns in 16 red zone opportunities in the postseason and of the Broncos' 46 postseason possessions, Denver scored 16 times (14 touchdowns and two field goals), accomplishing that feat against teams with a combined record of 51-16 at the time of each game.

The Broncos had posted the biggest win by a sports team in Colorado history, and one of the most significant in NFL history, all with Shanahan pointing the way. The Broncos entered the playoffs as a wild card, but their head coach never let the team's compass waver even slightly from the only goal he had ever set.

Under Shanahan's tutelage, the Broncos led the entire NFL in total offense in 1996 after having rewritten the Denver record books in 1995. Shanahan in 1996 led his club to a 13-3 record that was the best in the NFL as well as the finest record in Denver history, earning both NFL Coach of the Year (Touchdown Club of Columbus) and AFC Coach of the Year (Kansas City 101 Club) honors for 1996.

His team's performance in 1996 gave notice that this is a regime driven by a single goal, that of taking the Broncos to the pinnacle of pro football success. The Broncos were undefeated in October and November as they ultimately built their record to 12-1 in clinching their division title and playoff berth on Dec. 1, thus becoming one of the earliest teams to clinch in NFL history. In clinching home-field advantage on Dec. 1 as well, the Broncos joined the 1985 Chicago Bears as the only two teams in the past 27 years to accomplish that by Week 13.

While the disappointment of Denver's 1996 playoff loss to Jacksonville gripped Shanahan as much as it did the entire region, it also served to further his resolve to return the Broncos to that level once again.

In his first season as the Denver Broncos' head coach, Shanahan improved the team to a .500 record (8-8) and contention in the very competitive AFC Western Division, while immediately stamping the Denver offense with his signature as the most productive unit in the AFC, finishing third in the entire NFL. Under Shanahan in 1995, the Broncos had the best offense in franchise history, breaking team records in points scored (388), total yardage (6,040), total passing yardage (4,260), first downs passing (205) and highest average gain per play (5.7), while tying the team records for touchdown passes (27) and average gain per rush (4.5). At the same time, the Broncos' defense improved 13 positions, from last in the NFL the previous year to 15th under Shanahan's leadership.

Denver Broncos President and Chief Executive Officer Pat Bowlen named Mike Shanahan as Head Coach of his NFL franchise on Jan. 31, 1995, ushering in a new era for a team that has made five Super Bowl appearances under Bowlen's ownership. The Broncos' head coach has complete control of all aspects of football operations.

Shanahan, 51, came to Denver from the World Champion San Francisco 49ers, where he served as offensive coordinator for three seasons (1992-94). The 49ers' offense reached astonishing levels under Shanahan's leadership. San Francisco's three-year offensive averages under Shanahan's direction were the most productive in the history of pro football. His three-year averages included being No. 1 in total points (an average of 470 per year), total touchdowns (61), rushing TDs (24), passing TDs (32), third-down efficiency (49%), total offense (an average of 6,225 yards annually) and average yards per play (6.2 yards per attempt).

His three-year period as offensive coordinator included the 49ers setting numerous team records during Shanahan's tenure, highlighted by the first time ever that San Francisco led the NFL in total offense in consecutive seasons (1993 and 1994), along with remarkable records for most touchdowns (66), passing yards (4,302), total offense (6,435), first downs (372), completion percentage (70.3 %), and average yards per play (6.30).

San Francisco quarterback Steve Young re-wrote many NFL passing records and was named the NFL's most valuable player twice in his three years under Shanahan's guidance in addition to throwing for six touchdowns and earning Super Bowl XXIX most valuable player honors.

During his NFL career, Shanahan has been a part of teams that have played in nine AFC or NFC Championship Games, in addition to his six Super Bowl appearances, five with Denver and the Super Bowl XXIX game with San Francisco. In his nine seasons coaching at the collegiate level, Shanahan's teams participated in eight bowl games, winning two national championships.

A driving force behind the Broncos' offense for all three of their Super Bowl appearances in the 1980s (following the 1986, 1987, and 1989 seasons), he first came to Denver in 1984 as coach of the club's wide receivers. He served as offensive coordinator from 1985-87 and then returned to Denver as quarterbacks coach on Oct. 16, 1989, after serving as head coach of the Los Angeles Raiders in 1988 and through the first four games of the 1989 campaign. Shanahan inherited a team that was 5-10 in 1987 and improved it to 7-9 his first season. After starting 1-3 the following year, he was fired.

His second stint in Denver included not only the 1989 Super Bowl appearance by the Broncos, but the team's fourth AFC Championship Game appearance of the Bowlen era (1991 at Buffalo), with Shanahan again serving as offensive coordinator.

A native of Oak Park, Ill. (8/24/52), Michael Edward Shanahan attended East Leyden High School in Franklin Park, where he earned numerous honors. In a student body population of 2,500, Shanahan was voted athlete of the year as well as most valuable player in both football and track. He set a still-standing single-game school record with 258 yards rushing on 17 carries (a 15.2 average).

He received a scholarship to Eastern Illinois University, where he played quarterback and lost a kidney in the spring game of his junior year, which began his coaching career a year earlier than was intended. Shanahan also received his bachelor's and master's degrees at EIU. He began his coaching career at Oklahoma in 1975-76, and it won the national championship in his first year on their staff (1975).

Shanahan was Northern Arizona's backfield coach in 1977 at the age of 24, and the Lumberjacks averaged a school-record 391.1 yards that season. A year later, Shanahan returned to Eastern Illinois as offensive coordinator and helped guide his alma mater to the Division II title. The year before Shanahan's arrival the team was 1-10. In 1979 he served as offensive coordinator at Minnesota, where he implemented the run and shoot offense, with the result being that the Gophers set 40 school offensive records.

Shanahan moved on to Florida the following year, inheriting the second poorest offense in Division I football as well as a team record of 0-10-1. In Shanahan's four years the team broke many offensive school records and went to four consecutive bowl games. During his stint at the college coaching level, his teams had a combined record of 77-29-3.

Recognized as one of the most dynamic offensive minds in the game, Shanahan thus was an assistant coach in college at age 21, an offensive coordinator at the Division I level by 25 and at the NFL level at 32 in his first Denver stint.

Shanahan and his wife Peggy have two children, son Kyle and daughter Krystal. Kyle is a graduate of the University of Texas and is on the Tampa Bay Buccaneers' coaching staff, and Krystal also is a graduate of the University of Texas.



## MIKE SHANAHAN YEAR-BY-YEAR

Yrs.	Position	Team	Reg. Season Record	Postseason (record)
1975	Assistant Coach	University of Oklahoma	10-1	National Championship (1-0)
1976	Assistant Coach	University of Oklahoma	9-2	Fiesta Bowl (1-0)
1977	Backfield Coach	Northern Arizona	9-2	Playoffs (0-1)
1978	Offensive Coordinator	Eastern Illinois	9-2	National Championship (3-0)
1979	Offensive Coordinator	University of Minnesota	4-6-1	
1980	Offensive Coordinator	University of Florida	8-3	Tangerine Bowl (0-1)
1981	Offensive Coordinator	University of Florida	7-4	Peach Bowl (0-1)
1982	Offensive Coordinator	University of Florida	8-3	Bluebonnet Bowl (0-1)
1983	Asst. Head Coach/Off. Coord.	University of Florida	8-2-1	Gator Bowl (1-0)
1984	Receivers Coach	Denver Broncos	13-3	Playoffs (0-1)
1985	Offensive Coordinator	Denver Broncos	11-5	
1986	Offensive Coordinator	Denver Broncos	11-5	Super Bowl XXI (2-1)
1987	Offensive Coordinator	Denver Broncos	10-4-1	Super Bowl XXII (2-1)
1988	Head Coach	Los Angeles Raiders	7-9	
1989	Head Coach	Los Angeles Raiders	1-3	
1989	Quarterbacks Coach	Denver Broncos	6-4	Super Bowl XXIV (2-1)
1990	Quarterbacks Coach	Denver Broncos	5-11	
1991	Offensive Coordinator	Denver Broncos	12-4	AFC Champ. Game (1-1)
1992	Offensive Coordinator	San Francisco 49ers	14-2	NFC Champ. Game (1-1)
1993	Offensive Coordinator	San Francisco 49ers	10-6	NFC Champ. Game (1-1)
1994	Offensive Coordinator	San Francisco 49ers	13-3	World Championship (3-0)
1995	Head Coach	Denver Broncos	8-8	
1996	Head Coach	Denver Broncos	13-3	Playoffs (0-1)
1997	Head Coach	Denver Broncos	12-4	World Championship (4-0)
1998	Head Coach	Denver Broncos	14-2	World Championship (3-0)
1999	Head Coach	Denver Broncos	6-10	
2000	Head Coach	Denver Broncos	11-5	Playoffs (0-1)
2001	Head Coach	Denver Broncos	8-8	
2002	Head Coach	Denver Broncos	9-7	
2003	Head Coach	Denver Broncos	10-6	Playoffs (0-1)

### Breakdown of Mike Shanahan's record coaching football:

	W	L	T	(Pct.)
Shanahan's regular season record as an NFL Head Coach .....	99	65		(.604)
Shanahan's postseason record as an NFL Head Coach .....		3		(.700)
Shanahan's regular season record as an NFL assistant coach .....	105	47	1	(.690)
Shanahan's postseason record as an NFL assistant coach .....	12	7		(.632)
Shanahan's overall regular season NFL coaching record .....	204	112	1	(.645)
Shanahan's overall postseason NFL record .....	19	10		(.655)
Shanahan's overall record coaching in the NFL (reg. and postseason) .....	223	122	1	(.646)
Shanahan's regular season record as a collegiate assistant coach .....	72	25	2	(.737)
Shanahan's postseason record as a collegiate assistant coach .....	6	4		(.600)
Shanahan's overall record as a collegiate assistant coach .....	78	29	2	(.725)
Shanahan's overall record coaching football .....	301	151	3	(.665)

## NOTING SHANAHAN'S ACCOMPLISHMENTS

**Shanahan Brings Home-Field Dominance Back to Denver** — Since taking over the coaching reins of the Broncos in 1995, Mike Shanahan has a 56-16 (.778) regular-season record at home, the best home winning percentage of any head coach in the Broncos' 44-year history. The Broncos' home record with Shanahan as either an assistant or head coach is 97-28 (.776) in the regular season and 9-2 in the postseason:

### BEST HOME WINNING PERCENTAGE, BRONCOS' HEAD COACHES

Head Coach (Years)	Regular Season	Pct.
1. Mike Shanahan (1995-present)	56-16	.778
2. Dan Reeves (1981-92)	72-21	.774
3. Red Miller (1977-80)	22-9	.710
4. John Ralston (1972-76)	20-13-2	.600
5. Wade Phillips (1993-94)	9-7	.563

**Shanahan's Record Among Best in AFC Since 1995** — Broncos Head Coach Mike Shanahan's nine-year regular-season record of 91-53 is tied for the best among active coaches in the league since 1995:

### TOP RECORDS AMONG ACTIVE NFL COACHES, 1995-2003

(regular season only)

HEAD COACH, TEAM	RECORD	Pct.
1. Mike Shanahan, Denver	91-53	.632
2. Mike Holmgren, Green Bay/Seattle	89-55	.618
3. Jeff Fisher, Tennessee	88-56	.611
4. Bill Cowher, Pittsburgh	84-59-1	.587

**Broncos' Offense Clicks Under Shanahan** — Since Head Coach Mike Shanahan took over the Broncos' coaching reins in 1995, Denver has scored 30 or more points 36 times at home (twice in postseason) and 20 or more points 64 times at home (four times in playoff action) in 71 regular season and four playoff games. Including road games, they have scored 30 or more points 60 times (including four times in the playoffs) and 20 or more points 114 times in the 141 regular season games and nine postseason games under him. As noted above, Denver's record in the 60 games in which it has scored 30 or more points under Shanahan is an amazing 58-2 (which includes 4-0 in playoff competition), including a 36-0 mark (which includes a 2-0 playoff record) at Mile High Stadium and INVESCO Field at Mile High. The team scored 596 total points in 19 games (31.4 per game) in 1998, which now ranks sixth all-time (second in AFC) for points scored in a regular and postseason combined. Not surprisingly, the team to score the most points in an entire season was the 1994 World Champion San Francisco 49ers, for whom Shanahan was the offensive coordinator.

### MOST POINTS SCORED IN AN ENTIRE SEASON, NFL HISTORY

TEAM	YEAR	REG. SEASON POINTS	POSTSEASON POINTS	TOTAL POINTS
1. San Francisco*	1994	505	131	636
2. Washington	1983	541	84	625
3. Minnesota	1998	556	68	624
4. St. Louis*	1999	526	83	609
5. Miami	1984	513	92	605
6. Denver*	1998	501	95	596

\*won Super Bowl

**Broncos' Offense Clicks Under Shanahan, Part II** — Since 1995, Mike Shanahan's first year as head coach of the Broncos, Denver has amassed more rushing yards, scored more points and gained the second-most total yards than any team in the NFL.

### MOST RUSHING YARDS, 1995-2003

TEAM	YARDS
1. Denver .....	20,150
2. Pittsburgh .....	19,285
3. San Francisco .....	18,492
4. Kansas City .....	17,812
5. Tennessee .....	17,263

### MOST TOTAL YARDS, 1995-2003

TEAM	YARDS
1. Minnesota .....	52,185
2. Denver .....	52,137
3. San Francisco .....	52,002
4. Green Bay .....	50,096
5. St. Louis .....	50,034

### MOST POINTS, 1995-2003

TEAM	YARDS
1. Denver .....	3,664
3. Green Bay .....	3,567
2. San Francisco .....	3,552
4. St. Louis .....	3,528
5. Minnesota .....	3,512

**Shanahan in the Postseason** — Mike Shanahan has made 13 ventures into the postseason, including five as a head coach, having gone to the postseason as an assistant in 1984, 1986-87, 1989, 1991 (all with Denver) and 1992-94 (San Francisco), and as a head coach in 1996-98, 2000 and 2003 (Denver). He has coached in six Super Bowls and has earned three Super Bowl rings (1994 with San Francisco; 1997 and '98 as head coach with Denver). Shanahan has coached in nine conference championship games, having won six of them (two as a head coach) and five of those six with Denver. His postseason winning percentage as a head coach is .700, on a 7-3 record, which ranks second only to Vince Lombardi (9-1, .900) among coaches with more than five playoff victories. He was 12-7 in the postseason as an assistant, including a 7-5 mark with the Broncos. Shanahan's postseason mark of 7-3 (.700) ranks No. 1 in terms of winning percentage among all Broncos head coaches.

**Shanahan Ranks Among the Best in the Super Bowl** — With Denver's victory over Atlanta in Super Bowl XXXI-II, Mike Shanahan claimed his second Super Bowl title in his first four years as Broncos head coach, tied for the fastest in NFL history to post two Super Bowl victories.

### QUICKEST TO WIN TWO SUPER BOWLS WITH ONE TEAM

HEAD COACH	TEAM	YEARS IN WHICH 1ST AND 2ND WINS CAME	GAMES WON
1. Mike Shanahan	Denver	3rd and 4th	XXXII, XXXIII
Bill Belichick	New England	2nd and 4th	XXXVI, XXXVIII
Don Shula	Miami	3rd and 4th	VII, VIII
3. Jimmy Johnson	Dallas	4th and 5th	XXVII, XXVIII
Tom Flores	Oakland/L.A.	2nd and 5th	XV, XVII



## SHANAHAN VS. THE NFL

	REGULAR SEASON						POSTSEASON							
	OVERALL		HOME		AWAY		OVERALL		HOME		AWAY		NEUTRAL	
AFC West	W	L	W	L	W	L	W	L	W	L	W	L	W	L
Denver	2	1	1	0	1	1	0	0	0	0	0	0	0	0
Kansas City	10	11	7	3	3	8	1	0	0	0	1	0	0	0
Oakland	14	4	8	1	6	3	0	0	0	0	0	0	0	0
San Diego	16	5	10	1	6	4	0	0	0	0	0	0	0	0
TOTALS	42	21	26	5	16	16	1	0	0	0	1	0	0	0
AFC East	W	L	W	L	W	L	W	L	W	L	W	L	W	L
Buffalo	3	1	2	0	1	1	0	0	0	0	0	0	0	0
Miami	0	5	0	2	0	3	1	0	1	0	0	0	0	0
New England	6	3	3	2	3	1	0	0	0	0	0	0	0	0
New York Jets	2	2	1	1	1	1	1	0	1	0	0	0	0	0
TOTALS	11	11	6	5	5	6	2	0	2	0	0	0	0	0
AFC North	W	L	W	L	W	L	W	L	W	L	W	L	W	L
Baltimore	1	3	1	1	0	2	0	1	0	0	0	1	0	0
Cincinnati	4	2	1	1	3	1	0	0	0	0	0	0	0	0
Cleveland	2	0	2	0	0	0	0	0	0	0	0	0	0	0
Pittsburgh	1	1	1	0	0	1	1	0	0	0	1	0	0	0
TOTALS	8	6	5	2	3	4	1	1	0	0	1	1	0	0
AFC South	W	L	W	L	W	L	W	L	W	L	W	L	W	L
Houston	0	0	0	0	0	0	0	0	0	0	0	0	0	0
Indianapolis	1	2	0	1	1	1	0	1	0	0	0	1	0	0
Jacksonville	2	1	2	0	0	1	1	1	1	1	0	0	0	0
Tennessee	0	2	0	0	0	2	0	0	0	0	0	0	0	0
TOTALS	3	5	2	1	1	4	1	2	1	1	0	1	0	0
AFC TOTALS	64	43	39	13	25	30	5	3	3	1	2	2	0	0
NFC West	W	L	W	L	W	L	W	L	W	L	W	L	W	L
Arizona	3	0	2	0	1	0	0	0	0	0	0	0	0	0
St. Louis	2	2	2	1	0	1	0	0	0	0	0	0	0	0
San Francisco	3	1	1	0	2	1	0	0	0	0	0	0	0	0
Seattle	11	7	6	3	5	4	0	0	0	0	0	0	0	0
TOTALS	19	10	11	4	8	6	0	0	0	0	0	0	0	0
NFC East	W	L	W	L	W	L	W	L	W	L	W	L	W	L
Dallas	2	1	1	0	1	1	0	0	0	0	0	0	0	0
New York Giants	1	1	1	0	0	1	0	0	0	0	0	0	0	0
Philadelphia	1	1	1	0	0	1	0	0	0	0	0	0	0	0
Washington	2	1	1	1	1	0	0	0	0	0	0	0	0	0
TOTALS	6	4	4	1	2	3	0	0	0	0	0	0	0	0
NFC North	W	L	W	L	W	L	W	L	W	L	W	L	W	L
Chicago	1	1	1	1	0	0	0	0	0	0	0	0	0	0
Detroit	2	0	1	0	1	0	0	0	0	0	0	0	0	0
Green Bay	1	2	1	0	0	2	1	0	0	0	0	0	1	0
Minnesota	1	2	0	1	1	1	0	0	0	0	0	0	0	0
TOTALS	5	5	3	2	2	3	1	0	0	0	0	0	1	0
NFC South	W	L	W	L	W	L	W	L	W	L	W	L	W	L
Atlanta	2	1	1	1	1	0	1	0	0	0	0	0	1	0
Carolina	1	0	1	0	0	0	0	0	0	0	0	0	0	0
New Orleans	1	1	0	0	1	1	0	0	0	0	0	0	0	0
Tampa Bay	1	1	1	0	0	1	0	0	0	0	0	0	0	0
TOTALS	5	3	3	1	2	2	1	0	0	0	0	0	1	0
NFC TOTALS	35	22	21	8	14	14	2	0	0	0	0	0	2	0
NFL TOTALS	99	65	60	21	39	44	7	3	3	1	2	2	2	0

## TED SUNDQUIST

### GENERAL MANAGER



Ted Sundquist begins his 13th year with the Denver Broncos and third as the team's General Manager, having been named to that position in 2002 after 10 years in player personnel for the National Football League team.

One of the youngest major personnel executives in pro football, Sundquist holds the responsibility of negotiating player contracts and managing the football operations department's \$110 million budget as well as overseeing the Broncos' entire player personnel department, both pro and college.

In addition to supervising pro and college scouting, Sundquist is responsible for salary cap and contract analysis, video and football technologies, equipment, operations, training and medical personnel, overseeing training camp and turf management. He is charged with establishing and implementing policies and practices within these departments of football operations.

Sundquist is involved in all areas of financial planning and with respect to personnel decisions related to the signing of free agents, the selection of players in the college draft, trades, waivers and other related football activities, including the long-range management of Denver's salary cap.

For the past eight years, when the Broncos have been one of NFL's most successful organizations, Sundquist has evaluated every draftable player and endorsed such standouts as Terrell Davis, Ashley Lelie, Mike Anderson, Trevor Pryce and Al Wilson. He has also had success with undrafted free agents such as Matt Lepsis and Lenny Walls.

As General Manager, Sundquist has also been instrumental in the acquisition of many notable free agents such as Jake Plummer, Nick Ferguson, Mario Fatafehi and Darius Holland in 2003, and John Lynch, Garrison Hearst, Raylee Johnson and Luther Elliss this past offseason. He also orchestrated the trade that brought five-time Pro Bowl cornerback Champ Bailey to Denver.

Sundquist spent six very successful seasons as Director of College Scouting after spending the 1995 season apprenticing under late college scouting director Jerry Frei. Sundquist was a pro and college scout for the Broncos in 1993-94.

Thus, at age 42, Sundquist has already established himself as one of the league's top player personnel evaluators. A testament to this first came in 1997 when Sundquist was selected to sit on the five-member Executive Committee of National Football Scouting, Inc. He is also a member of the selection committee for the annual National Invitational Camp and sits on the NFL's College Advisory Committee.

Sundquist's background is more diverse than most in his profession. He played collegiately at the U.S. Air Force Academy, participating on two bowl championship teams and being chosen team captain his senior season.

While stationed in Berlin as a flight commander for the 6912 Electronic Security Group from 1986-88, Sundquist supervised and directed 45 Air Force personnel as well as \$35 million worth of equipment.

He also reported highly perishable defense information to Theater Tactical Commanders and briefed general officers and state department officials regarding flight operations.

Upon his return to the United States, Sundquist rejoined the Air Force coaching staff, with which he had worked during the 1984 season. Along with his varsity coaching duties, he was the head coach for the USAFA Preparatory School in 1990-91 and took an active part in scouting for the Falcons.

Sundquist also was a member of the U.S. National Bobsled Team from 1984-88 and competed in the Olympic Trials in 1988. A Texas native, Sundquist played at Spring Woods High School in Houston with major-league pitching great Roger Clemens.

From there Sundquist moved on to the Air Force Academy and eventually the University of Colorado, where he earned his master's degree in public administration in 1992.

Sundquist was born May 1, 1962, in Houston. He and his wife, Amy, live in Parker, Colo.



## COORDINATORS/ASSISTANT COACHES



## GARY KUBIAK

## OFFENSIVE COORDINATOR

Gary Kubiak begins his second decade as an NFL coach and his 10th season as Denver's offensive coordinator in 2004. He is coming off nine highly successful seasons in which the Broncos' offensive unit has produced numbers unparalleled in the history of the organization, highlighted by back-to-back World Championships in 1997 and '98.

Kubiak, who owns three Super Bowl rings, is one of just 15 NFL coaches to win a Super Bowl with two different franchises (San Francisco, 1994) and one of just nine to win a title with a team from each conference.

He returned to the Broncos' organization in 1995 with head coach Mike Shanahan after the pair coached together in 1994 in San Francisco, where Shanahan was offensive coordinator. While with the 49ers, Kubiak was quarterbacks coach, and fellow Broncos assistant coach Brian Pariani (tight ends) was an offensive assistant with the team.

Kubiak's return to Denver—where he played quarterback behind John Elway from 1983-91—has been marked by extraordinary success. The Broncos have produced the National Football League's No. 1 offense twice during Kubiak's tenure (1996-97)—a first in franchise history—and have ranked in the top three overall in six of his eight seasons: No. 2 in 2000 and No. 3 in 1995, 1998 and 2002 in addition to the two No. 1 rankings. The total offensive numbers produced in Kubiak's first eight years at the controls mark the most prolific eight-year totals in club annals.

The Broncos set new single-season standards for touchdowns and points scored three consecutive seasons from 1996-98 and posted new records for yards per rush in both 1997 and '98. Denver has also scored 30 or more points in a game 55 times (including four times in postseason) in the 137 regular and postseason games since Kubiak's hire. In the eight years that Kubiak has been at the controls of the Denver offense, the club has accumulated the most points (3,664) and total yards (52,137) in the NFL and the second most rushing yards (20,150).

Denver has had 26 Pro Bowl selections from the offensive side of the football in Kubiak's eight seasons as offensive coordinator and is the only team in NFL history to produce a 3,000-yard passer (John Elway), a 1,500-yard rusher (Terrell Davis) and a 1,000-yard receiver (Shannon Sharpe, '96 and '97; Rod Smith, '97) two years in a row, doing so in 1996 and '97.

Last season, Denver's rushing attack ranked second in the NFL and finished seventh in total offense. With a new starting quarterback, Jake Plummer, at the helm, Denver was 9-2 in the games he started and ended the year with 10 wins, vaulting the Broncos into the playoffs for the first time since the 2000 season. On the ground, the offense set a franchise record with 2,629 yards rushing, and its 4.84 yards-a-carry ranks second all-time. The offensive line, anchored by Tom Nalen—who earned his fifth trip to the Pro Bowl—opened the holes necessary for running back Clinton Portis to rush for 1,591 yards and earn his first trip to Hawaii as a Pro Bowler. Wide receiver Rod Smith, for the third consecutive year, led the team in catches (74), and for the seventh consecutive year, led the Broncos in receiving yards (845). In addition, tight end Shannon Sharpe, finished second in the AFC among tight ends in receptions and receiving yards, and along the way, became the first tight end in NFL history to pass the 10,000 receiving yards plateau.

In 2002, Denver's offense ranked third overall in the NFL and second in the AFC. Portis was a big key to that success as Denver's second-round draft pick out of Miami was the league's fourth-leading rusher after compiling 1,508 yards and 15 touchdowns, while earning NFL Offensive Rookie of the Year honors. Wide receiver Rod Smith was another reason the Broncos found success on offense last year. Smith

## COACHING EXPERIENCE

11th NFL Season (10th with Broncos)

## Denver Broncos

Offensive Coordinator .....2003-04  
Offensive Coordinator/Quarterbacks .....1995-2002

## San Francisco 49ers

Quarterbacks .....1994

## Texas A&amp;M

Running Backs .....1992-93

again led the team with 89 catches for 1,027 yards—his sixth consecutive 1,000-yard season, a franchise record. Another bright spot was the play of rookie wide receiver Ashley Lelie, who caught 35 passes for 525 yards and is poised to become a great complement to Denver's other top pass catchers.

In 2001, Denver battled through serious injuries at critical positions but still produced offensive bright spots, such as Rod Smith's NFL-best 113 catches, which broke the franchise single-season record and earned him his second consecutive Pro Bowl invitation.

The 2000 season saw a rekindling of the offensive firepower that marked Kubiak's first four seasons, as the club set franchise records in three major offensive categories, bettering marks established earlier in Kubiak's tenure. The Broncos set new standards for total offense (6,554), passing offense (4,243) and first downs (383), and third-year quarterback Brian Griese and Smith earned their first career Pro Bowl invitations while center Tom Nalen earned his fourth consecutive trip to Hawaii. Additionally, rookie running back Mike Anderson broke numerous franchise records with 1,487 yards and 15 touchdowns to earn AP Offensive Rookie of the Year honors, along the way posting the best single-game performance by a rookie in NFL history (251 yards rushing) and the fourth-best outing overall in NFL history (now fifth). It was the second consecutive year a Broncos rookie running back had topped 1,000 yards, following Olandis Gary's 1,159 rushing yards in 1999.

Denver set six offensive franchise records in 1998, establishing new marks for total yards (6,092), rushing yards (2,468), touchdowns (62), rushing touchdowns (32), points (501) and first downs (347), as the Broncos scored 30 or more points in 12 of their 19 games. Davis was the NFL's rushing champion, gaining a franchise-record 2,008 yards to become just the fourth NFL player ever to top 2,000. Davis, named the league's Most Valuable Player, was joined by Elway, Tony Jones, Ed McCaffrey, Nalen, Mark Schlereth and Shannon Sharpe to give Denver an unprecedented seven offensive players voted into the Pro Bowl, and Elway closed his Hall of Fame career as Most Valuable Player of Super Bowl XXXIII.

Davis won the AFC rushing title (2nd NFL) with 1,750 yards in 1997 and went on to win Super Bowl Most Valuable Player honors en route to an all-time NFL record for rushing attempts and yards in a combined regular and postseason. Elway, Davis, Sharpe and Nalen earned Pro Bowl berths in 1997 while the offense set club records for points (472; 1st in NFL), touchdowns (55; 1st in NFL) and yards per rush (4.6), and led the league in total offense for the second consecutive year. The rushing total of 2,378 yards was the highest since the team record of 2,451 was set in 1978.

The Broncos led the NFL in total offense for the first time in 1996 after figuring third (1st AFC) in 1995 with a franchise-record 377.5 yards-per-game average. The '96 club set a new team record for total points (391) and tied the record for highest average gain per rush (4.5), which was set a year earlier, in Kubiak's first season. Davis led the AFC in rushing (2nd NFL), broke five team records, was named AFC Offensive Player of the Year and was selected to his first Pro Bowl.

Davis and Elway joined Sharpe and tackle Gary Zimmerman to give Denver four offensive players in the Pro Bowl. The 1996 Broncos offense, under Kubiak's direction, became just the fifth in NFL history—and first in Broncos history—to produce a 3,000-yard passer (Elway-3,328), 1,500-yard rusher (Davis-1,538) and 1,000-yard receiver (Sharpe-1,062) in the same season.

Kubiak wasted no time making an impact in his first season as offensive coordinator as the 1995 Broncos broke team records for points scored (388), total yards (6,040), passing yards (4,260), first downs passing (205) and highest average gain per play (5.7; tops in the AFC). Individually, wide receiver Anthony Miller topped the 1,000-yard mark (1,079) and set a franchise record for touchdown receptions (14), while Davis topped the 1,000-yard rushing mark (1,117) and finished second in the NFL Rookie of the Year balloting. Overall, three members of the Broncos' offensive unit—Miller, Sharpe and Zimmerman—were chosen to play in the Pro Bowl.

During the 1994 season, Kubiak coached the league's most dominant quarterback, Steve Young, in San Francisco. Young not only led the 49ers to a victory in Super Bowl XXIX, but he also earned Super Bowl MVP honors, as well as the NFL's Most Valuable Player award, besides setting numerous passing records during the campaign. He also became the NFL's all-time passer-rating leader and the first quarterback to lead the league in passing four years in a row.

Before his year in San Francisco, Kubiak coached the running backs at his alma mater, Texas A&M, from 1992-93. During his two seasons, the Aggies posted a record of 22-3 and played in back-to-back Cotton Bowls. His star pupil at A&M was Greg Hill, a first-round pick by Kansas City in 1994. Hill was second-team All-America as a junior (the *Sporting News*) and first-team All-Southwest Conference, as well as an All-SWC pick as a senior by the *Dallas Morning News*, despite missing four games. He rushed for 2,046 yards and 21 touchdowns in Kubiak's two years at College Station.



Before embarking on his coaching career, Kubiak played nine seasons (1983-91) as a quarterback for the Broncos. During that time, he was a member of three Super Bowl teams and appeared in 11 of the 14 playoff games played by the Broncos during his tenure. He played in 119 games for Denver (second all-time among quarterbacks behind John Elway), with five starts over that period (4-1 record). Kubiak completed 173 passes in 298 attempts for 2,020 yards with 16 interceptions and 14 touchdowns. He also rushed for 238 yards and two touchdowns, and his completion percentage of .581 is the sixth best mark in team history. Kubiak also holds the Broncos' second best single-season mark for interception avoidance (.013; one interception in 75 attempts), set in 1984.

Kubiak's final performance in a Denver uniform was probably his finest moment as a Bronco when he relieved an injured John Elway in the 1991 AFC Championship Game at Buffalo (1/12/92) and completed 11-of-12 passes for 102 yards and added 22 yards rushing, though the Broncos fell to the Bills 10-7. He entered the game in the fourth quarter and drove the Broncos into Buffalo territory three times, including an 85-yard touchdown drive that cut Denver's deficit to three points. Kubiak was an eighth-round draft pick of the Broncos in 1983.

As a player at Texas A&M, Kubiak made the Player's All-SWC team in 1982 and earned appearances in the Blue-Gray and Hula Bowl all-star games. In 1982, he led the SWC (Southwest Athletic Conference) in attempts (324), completions (181), percentage (55.9), yardage (1,948), touchdowns (19) and total offense (1,885). As a junior, he set conference records for touchdown passes in a game (6 against Rice) and percentage in a game (19-21 for 90.5% against Arkansas) and ranked second in the SWC in passing (1,908) and total offense (1,986). He has a degree from A&M in physical education.

While at St. Pius High School in his native Houston, Kubiak made all-state, all-district, and All-America and set the state passing record with 6,190 yards. He lettered four years in football, basketball and baseball, and made all-state in all three sports in both his junior and senior years. He was also all-state twice in track.

Kubiak, 43, was recognized for his outstanding accomplishments with induction into the prestigious Texas High School Sports Hall of Fame in March 1999.

Kubiak (8/15/61) and his wife, Rhonda, reside in Greenwood Village, Colo., with their three sons, Klint, Clay and Klein.



**LARRY COYER**

**DEFENSIVE COORDINATOR**

Larry Coyer is in his fifth season on the Broncos coaching staff and his second in the role of defensive coordinator. In his 34th year of coaching on either the collegiate or professional level, Coyer came to Denver in 2000 from the University of Pittsburgh, where he was defensive coordinator from 1997-99.

Coyer leads a defense that ranked fourth overall in the NFL last season, and with the additions of Pro Bowlers Champ Bailey and John Lynch at cornerback and safety, respectively, Denver's secondary instantly becomes one of the most talented and deepest in the league. Additionally, the Broncos retained Pro Bowl linebacker Al Wilson, who with 128 tackles (99 solo) led the team for the second consecutive year.

In addition to his role as defensive coordinator, Coyer will continue to coach Denver's linebackers, a unit that features as much talent and speed as any position on the team. Wilson, 2003 second-round pick Terry Pierce, 2004 first-round pick D.J. Williams and Jashon Sykes should give Coyer one of the league's top units to coach.

He will also rely on the talents of four-time Pro Bowl defensive end Trevor Pryce to help take Denver's defense to new heights. Joining Pryce on defense will be defensive tackles Darius Holland and Mario Fatafeh, as well as four-year starter Kenoy Kennedy and cornerback Lenny Walls.

In Coyer's first year in Denver, 2000, John Mobley and fellow linebacker Bill Romanowski finished Nos. 1-2 on the team in tackles (133 and 121), while Wilson ranked fourth (104).

While at Pittsburgh, Coyer directed a defensive unit that showed significant improvement each season, culminating in a 1999 showing that included top-five rankings in the Big East Conference in all major defensive statistical categories. Two of his standouts, safety Ramon Walker and defensive lineman Demond Gibson, earned All-Big East honors that season.

In 1998, the Panthers ranked third in the Big East in total defense, and over the course of the 1997-98 seasons, the unit amassed 62 sacks, the highest two-season total at Pittsburgh since 1990-91.


Before his stint at Pittsburgh, Coyer was defensive coordinator at Iowa State for two seasons (1995-96). That post was preceded by a one-year assignment as defensive line coach for the New York Jets in 1994.

Coyer's other professional coaching experience came in the United States Football League as linebackers coach with the Michigan Panthers (1984-85) and defensive coordinator with the Memphis Showboats (1986).

Additionally, Coyer was the defensive coordinator in 1993 at East Carolina, where under his guidance the Pirates improved in virtually every defensive category. He also served as defensive backs coach at Ohio State (1991-92), assistant head coach/defensive backs coach at Houston (1990) and linebackers coach at UCLA (1987-89). Before his stint in the USFL, Coyer was defensive coordinator at Iowa State (1979-83), Oklahoma State (1978) and Iowa (1974-77) and defensive backs coach at Bowling Green.

A 1964 graduate of Marshall University, Coyer began his coaching career at his alma mater in 1965 as secondary coach, a position he maintained through 1967. An additional coaching stint came at the acclaimed Massillon (Ohio) High School, where NFL Legend Paul Brown once coached.

A native of Greenbottom, W. Va., Coyer was born in Huntington. He and his wife, Jan, make their home in Aurora, Colo. Their son, Matt, was a member of an NCAA Champion soccer team at Indiana University. His son, Justin, was an Iowa all-state football player in high school.



**RONNIE BRADFORD**

**SPECIAL TEAMS**

Ronnie Bradford enters his second season with the Broncos but first in his new role of special teams coach. He replaces Frank Bush, who joined the Arizona Cardinals' staff as linebackers coach. Having returned to the city where he started his NFL playing career in 1992, Bradford brings to Denver

a wealth of experience after finishing a successful 10-year playing career as an NFL defensive back.

In his first year as Denver's special teams assistant, Bradford helped guide a unit that finished fifth in the AFC in both punt return average and kickoff return average. The special teams were highlighted in Weeks 9 and 10 when Deltha O'Neal and Rod Smith scored on punt returns in successive weeks, marking the first time in NFL history that two different players have returned punts for touchdowns in back-to-back games. Denver's kicking game also continued to shine in 2003 when Jason Elam, who

**COACHING EXPERIENCE**

*5th NFL Season (5th with Broncos)*

**Denver Broncos**

Defensive Coordinator .....2003-04  
Linebackers .....2000-02

**University of Pittsburgh**

Defensive Coordinator .....1997-99

**Iowa State**

Defensive Coordinator .....1995-96

**New York Jets**

Defensive Line .....1994

**East Carolina**

Defensive Coordinator .....1993

**Ohio State**

Defensive Backs .....1991-92

**University of Houston**

Assistant Head Coach/Defensive Backs .....1990

**UCLA**

Linebackers .....1987-89

**Memphis Showboats (USFL)**

Defensive Coordinator .....1986

**Michigan Panthers (USFL)**

Linebackers .....1984-85

**Iowa State**

Defensive Coordinator .....1979-83

**Oklahoma State**

Defensive Coordinator .....1978

**Iowa**

Defensive Coordinator .....1974-77

**Bowling Green**

Defensive Backs .....1968-73

**Marshall**

Defensive Coordinator .....1965-67

**COACHING EXPERIENCE**

*2nd NFL Season (2nd with Broncos)*

**Denver Broncos**

Special Teams .....2004  
Special Teams Assistant .....2003



scored 120 points on the season, became the first player in NFL history with at least 100 points in each of his first 11 seasons. In addition, he passed the 1,300 career point plateau (1,313), becoming the fastest player in NFL history to accomplish that feat.

After playing in Denver from 1993 to 1995, Bradford made stops in Arizona (1996) and Atlanta (1997-2001) before finishing his playing career in Minnesota (2002). In that time, Bradford compiled 523 total tackles (387 solo), two sacks, 13 interceptions and 70 passes defended. He played in 133 career games, while starting 99 of those.

Bradford, 33, was originally selected by the Miami Dolphins in the fourth round (105th overall) of the 1993 NFL Draft but was released during training camp. He was then signed to the Broncos' practice squad before being elevated to the active roster. That season, Bradford played in 10 games, starting three, and made his first career interception against Kansas City (12/12). In 1994, Bradford saw action in 12 games with Denver and in four games in 1995.

After one season in Arizona that Bradford started 11 games for the Cardinals, he moved to Atlanta, where he played five seasons. Bradford posted a career-high four interceptions in 1997 while starting 14 games. In 1998, he started 10 of the 14 games he played and helped lead the Falcons to Super Bowl XXXIII against his former team in Denver. Bradford's highlight of the game came when he intercepted a John Elway pass in the first quarter. Bradford left Atlanta and played his final year with the Minnesota Vikings, where he started 15 games.

A two-year starter and four-year letterman at the University of Colorado, Bradford was a first-team All-Big Eight selection as a senior. His extra point block was the margin of victory as Colorado edged Notre Dame 10-9 in the Orange Bowl to claim the national title.

Bradford, born Oct. 1, 1970, in Minot, N.D., was named an honorable mention All-American by *USA Today* as a senior at Adams City High School in Commerce City, Colo. He and his wife, Trish, reside in Denver and have three children.



## JACOB BURNLEY

### DEFENSIVE LINE

Jacob Burnley is in his third season as defensive line coach with the Broncos, following successful stints with Carolina (1999-2001) and the Cleveland Browns/Baltimore Ravens (1994-98). He has coached 10 seasons in the NFL and has forged a reputation as a vocal leader for his players and one who takes a hands-on approach to his teaching.

Last season, Burnley's defensive line was a major force for a defense that finished the season fourth in total defense in the NFL. Defensive end Bertrand Berry led the team with a career-high 11.5 sacks for -52 yards, and four-time Pro Bowler Trevor Pryce added 8.5 sacks (-47 yards). The defense only allowed 277.1 yards a game, which ranked fourth in the NFL and third in the AFC.

Similar results came about in 2002 as the line helped the defense finish the season sixth in total defense in the NFL and fourth against the rush. They were represented in the Pro Bowl by defensive end Trevor Pryce, who made his fourth consecutive trip after leading the team with nine sacks. In addition, the Broncos were one of the toughest defenses in the league last year against the run, limiting their opponents to just 93.1 rushing yards per game last season.

During Burnley's tenure in Carolina, the Panthers showed a knack for creating turnovers with the defense posting 74 take-aways during the 2000-01 seasons, fourth-most in the NFL, with the Broncos leading that list with 81. In 2001, Burnley coached a breakout season from third-year defensive end Mike

Rucker, who posted a career-high and team-leading nine sacks. Under Burney's tutelage, Rucker developed into a full-time starter and set a record for sacks by a Panthers defensive lineman.


Before his tenure in Carolina, Burney spent five seasons with the Cleveland Browns/Baltimore Ravens franchise. He was hired by the Browns in 1994 and oversaw a defensive line that contributed mightily to a defensive unit that allowed only 204 points, nine rushing touchdowns and 3.6 yards per carry that season.

With Baltimore in 1998, Burney helped develop defensive lineman Michael McCrary into a Pro Bowl starter and contributed to a Ravens defensive unit that ranked sixth in the NFL against the run.

Burney, 45, enjoyed a successful 11-year coaching career on the collegiate level before entering the NFL coaching ranks in 1994. It began at New Mexico (1983-86) and continued with stints at Tulsa (1987), Mississippi State (1988), Wisconsin (1989), UCLA (1990-92) and Tennessee (1993). Each of those appointments was as defensive line coach, with the exception of the Mississippi State job, in which he coached the inside linebackers.

A standout player himself, Burney was a four-year starter on the defensive line at Tennessee-Chattanooga, where he helped the Moccasins to four Southern Conference championships and a four-year record of 33-9-2. He earned All-Southern Conference honors in each of his final three seasons and earned a bachelor's degree in physical education in 1981. Burney had tryouts with the Detroit Lions in 1981 and '82.

Burney, a native of Chattanooga, Tenn. (1/24/59), was a three-sport star at Tyner High School, earning all-state honors in football, wrestling and track and field. He and his wife, Madrinna Paton, have two sons, Jacob and Benjamin. The family makes its home in Centennial, Colo.



## TROY CALHOUN

### OFFENSIVE ASSISTANT/SPECIAL TEAMS

Troy Calhoun enters his second year with the Broncos and first as offensive assistant/special teams coach. Last year, he served as defensive assistant and coached the kickoff and punt returners after serving as offensive coordinator and quarterbacks coach at Wake Forest University (2001-02). In 2001 and 2002, Wake Forest finished with back-to-back winning seasons for only the third time since it joined the ACC in 1953.

In his first year on Denver's staff, Calhoun helped guide the NFL's fourth-ranked defense, which allowed only 277.1 yards per game. In addition, he worked with players such as Pro Bowl linebacker Al Wilson, who led the team in tackles with 128 (99 solo), and defensive end Bertrand Berry, who led the team with 11.5 sacks (-52 yards).

While at Wake Forest, Calhoun helped lead the 2002 team to a No. 1 ranking in the ACC in total offense (408.1 yards/game) for the only time since the ACC expanded to nine teams in 1992 and also led the ACC in plays (990), fewest turnovers (16) and turnover margin (+18). In addition, that team set numerous school records to include total offense, yards (5,305), points (356) and first downs (274). Of the 28 bowl teams following the 2002 season, Wake Forest was one of only two offenses with more than 240 yards in both rushing and passing as they amassed 497 yards in their 38-17 victory over Oregon.

The 2001 Wake Forest team was one of only seven teams in the nation to score more than 30 points in each of the final four games of the season. This included a 34-30 victory over Virginia, the school's first win in this series in 18 years, and a 33-31 win at North Carolina in which Wake Forest overcame a 24-0 halftime deficit.

Calhoun was at Ohio University from 1995-2000, where he helped turn the nation's worst program into a consistent winner. In the 10 seasons from 1985-1994, Ohio won only 17 games, including an 0-11 mark in 1994. As the quarterbacks coach in 1995-96, Calhoun oversaw the development of Kareem

### COACHING EXPERIENCE

*2nd NFL Season (2nd with Broncos)*

#### Denver Broncos

Defensive Assistant .....2003-04

#### Wake Forest

Offensive Coordinator/Quarterbacks .....2001-02

#### Ohio University

Offensive Coordinator .....1996-2000

Quarterbacks .....1994-95

#### Air Force

JV Offensive Coordinator .....1993

Graduate Assistant .....1989

### COACHING EXPERIENCE

*11th NFL Season (3rd with Broncos)*

#### Denver Broncos

Defensive Line .....2002-04

#### Carolina Panthers

Defensive Line .....1999-2001

#### Cleveland Browns/Baltimore Ravens

Defensive Line .....1994-98

#### University of Tennessee

Defensive Line .....1993

#### UCLA

Defensive Line .....1990-92

#### Wisconsin

Defensive Line .....1989

#### Mississippi State

Inside Linebackers .....1988

#### Tulsa

Defensive Line .....1987

#### New Mexico

Defensive Line .....1983-86



Wilson, who was the 1996 Mid-American Conference Player of the Year. Calhoun was promoted to offensive coordinator following the 1996 season, and in his first season at the helm, the team finished with an 8-3 record that was the school's best season in 29 years and the first winning season since 1982.

The 1997 team defeated Maryland to register the school's first ever win over an ACC opponent in nine attempts. In 2000, Ohio defeated two bowl teams (Minnesota and Marshall) for the first time in school history and recorded the program's fifth consecutive season with a winning record in the Mid-American Conference. It averaged 31 points/game and set numerous school records, including total offense (418.1), passing efficiency (125.3) and first downs (246).

Calhoun was a graduate assistant at his alma mater, the U.S. Air Force Academy, from 1989-1990 and later returned to the Academy to coach for 1993-94.

The starting quarterback for the 1986 Falcons, Calhoun was one of only two freshmen to letter on the 1985 Academy team that finished 12-1 and ranked fifth in the country. He graduated from the Academy with a bachelor's degree and finished as a member of both the Dean's and Commandant's Lists for Academic and Military excellence. He also holds a master's degree in Business Administration from Oklahoma City University in 1992. He served from 1989-1995 as an Active Duty Officer in the U.S. Air Force.

Calhoun, 37, and his wife, Amanda, have a son, Tyler, and daughter, Amelia, and the family resides in Parker.



## RICK DENNISON

### OFFENSIVE LINE

Rick Dennison is in his 10th year on the Broncos' coaching staff and his fourth as offensive line coach. He took over that role in 2001 after spending the previous four seasons coaching the club's special teams (1997-2000) and two years as an offensive assistant (1995-96).

#### COACHING EXPERIENCE

10th NFL Season (10th with Broncos)

##### Denver Broncos

Offensive Line	2001-04
Special Teams	1997-00
Offensive Assistant	1995-96

Dennison oversees a unit that has annually been regarded as the best in the business, previously under Alex Gibbs and now under his tutelage. Anchoring the line is perennial Pro Bowl center Tom Nalen—who in 2003 earned his fifth trip to Hawaii. He is joined by returning starters Dan Neil, Matt Lepsis and Ben Hamilton to form the nucleus of a group that looks to continue the legacy of the Broncos' offensive line.

In 2003, the Broncos did not miss a beat, finishing as the AFC's third-best offense (7th overall), which included the NFL's No. 2 rushing attack. The line busted open holes for running back Clinton Portis, who led the Broncos with 1,591 yards rushing on 290 carries and 14 touchdowns. In addition, they welcomed the new starting quarterback, Jake Plummer, and helped him to a 9-2 record as he won more games in his first season as Broncos quarterback than anyone since Craig Morton directed Denver to 12 wins in 1977. Plummer finished the season fifth in the NFL with a 91.2 passer rating, and his ability to escape the rush allowed the offense to post the fourth fewest sacks (25) in franchise history.

In 2002, Dennison's line helped Portis, who rushed for 1,508 yards and 15 touchdowns, win the NFL's Offensive Rookie of the Year. Denver's offense in 2002 finished the season ranked second in the AFC in total offense and third in rushing.

In his previous role, the play of Dennison's special teams units was instrumental in the Broncos' success, highlighted by Denver's back-to-back World Championships in 1997 and '98. Dennison's coverage units held opponents to a tie for the deepest average drive start in the AFC in 2000 (26.1-yard line). One of Dennison's most outstanding performers, Detron Smith, was recognized in 1999 for his excellence in an often under-appreciated realm, being voted to the Pro Bowl as the special teams performer. It marked the third time in Dennison's tenure with the Broncos that he had seen one of his pupils earn a Pro Bowl invitation.

Kicker Jason Elam enjoyed the finest season of his six-year NFL career in 1998, earning his second Pro Bowl selection by setting a franchise record for PATs in a season (58 for 58) and converting 85 percent (23 of 27) of his field goal attempts. Elam also tied Tom Dempsey's 28-year old NFL record for

longest field goal with a 63-yarder vs. Jacksonville Oct. 25, 1998. His career numbers continued to escalate as well as he became the all-time leading scorer in franchise history during the 1999 season while also establishing franchise dominance in field goals, field-goal attempts and PATs. He finished the 2000 season having converted an NFL-record 313 consecutive PATs dating back to his rookie season.

Punter Tom Rouen consistently performed at or near the top of the league rankings under Dennison's tutelage, posting a gross punting average of more than 46 yards-per-punt for the second year in a row in 1999 to lead the NFL. His career-best 46.9-yard average in 1998 ranked second, while Dennison's kick-return unit ranked sixth in the NFL, staking the Broncos to an average drive start of their opponents' 28-yard line.

Under Dennison's guidance in 1997, the Broncos' special teams played an integral role in leading the franchise to its first World Championship. Darrien Gordon tied for the NFL lead with three touchdowns on punt returns and ranked second in the NFL in punt return average (13.6) while Elam ranked second in the AFC (4th NFL) in scoring (124) and Rouen ranked fourth in the AFC (5th NFL) in net punting average.

As a unit, Denver's kickoff and kick coverage teams ranked among the league leaders as the Broncos recorded an average drive start of 28.6 (2nd AFC/4th NFL), while forcing their opponents to an average drive start of 24.4 (4th AFC/9th NFL). Denver also led the NFL in punt return average (13.5).

A former standout linebacker for the Broncos, Dennison joined the coaching staff in 1995 after spending the previous three years coaching at Suffield Academy in Connecticut. He served for two years in Denver as an offensive assistant, providing quality control work and assistance of all types to the offensive coaching staff before being promoted to special teams coach Feb. 12, 1997.

In Dennison's two years on the offensive staff, the Broncos' offense posted the most prolific two-year total offense numbers in franchise history at that time, including a No. 1 NFL ranking in total offense for 1996 and a bevy of franchise offensive records set in both seasons.

Dennison, 45, played inside linebacker for the Broncos from 1982-90, appearing in 128 games, including 52 starts and three Super Bowls. In 1989, he received the Ed Block Memorial Award for Courage. Dennison ranked second on the team in tackles in 1988 with 133 and led the team with three fumble recoveries.

Perhaps the best performance of his career came in a 1987 playoff game against Houston when he registered eight tackles and a quarterback pressure. He also had an excellent season in 1984 when he had 164 stops and a career-high three sacks in his first full season as a starter. Dennison was a free agent acquisition by the Broncos in 1982.

Dennison joined the Broncos in 1982 after a fine college career at Colorado State, where he was a second-team Academic All-American as a senior and earned three varsity letters. In 1979, Dennison received his bachelor's degree in civil engineering from CSU, followed by a master's degree in the same field from CSU in 1982.

Dennison, born in Kalispell, Mont., on June 22, 1958, attended Rocky Mountain High School in Fort Collins where he lettered in football, basketball and baseball. His father, George, is in his 14th year as president of the University of Montana. Rick, his wife, Shannon, and sons Joseph and Steven, reside in Centennial, Colo.



## KIRK DOLL

### DEFENSIVE ASSISTANT/SPECIAL TEAMS

Kirk Doll begins his first season on the Broncos' coaching staff as the defensive assistant/special teams coach. He comes to Denver after a highly successful two-year stint as the assistant head/linebackers coach at Louisiana State University, where he helped guide the Tigers to a share of the national title last season.

Doll joined the LSU staff in the spring of 2002 after serving as the assistant head coach at Notre Dame for eight years. In his first year with the Tigers, Doll coached Bradie James to first-team All-America honors as the senior set a school record with 154 tackles in 2002. In addition, Doll assisted with an LSU defense that ranked among the best in the nation as the Tigers allowed 286 yards per contest, eighth best nationally.

While at Notre Dame, Doll helped lead the Irish to five bowl games, including an appearance in the Tostitos Fiesta Bowl in 2000. Among Doll's coaching responsibilities at Notre Dame were the linebackers, special teams and the kickers. In 2000, Notre Dame punter Joey Hildbold was a finalist for the Ray




Guy Award, which is given to the nation's top punter. In 1995, Doll helped Notre Dame reach the Orange Bowl as the Fighting Irish defense allowed just 270 yards per contest, the lowest figure at the school since the 1980 season.

Before his stint at Notre Dame, Doll coached at Texas A&M for six years, helping the Aggies to five bowl games, including three appearances in the Cotton Bowl. Doll helped Texas A&M lead the nation in total defense in 1991 (222.4 yards per game) and rank third nationally in 1993 (247.6). The Aggies ranked third nationally in scoring defense in 1993 by allowing only 10.8 points per contest. In his final three years at Texas A&M, the Aggies posted a 32-5 overall mark, including a 12-1 record in 1992.

Doll, 53, has also coached at the collegiate level at Arizona State (1985-87), Tulsa (1980-84), Iowa State (1979) and Wichita State (1975-76). Doll coached outside linebackers at Arizona State, helping the Sun Devils to a 10-1-1 mark and an appearance in the Rose Bowl in 1986. Doll served as the offensive line coach at Tulsa for five years, and he coached the tight ends for one spring as a part-time coach at Iowa State.

His coaching career has featured 14 bowl games, including appearances in the Rose Bowl, Orange Bowl, Cotton Bowl, Fiesta Bowl and Sugar Bowl.

Doll, a native of Wichita, Kan., earned bachelor's degrees from both East Carolina and Wichita State and played as both a defensive end and tackle at East Carolina for two years. He is married to the former Kathy Reding and the couple has three children, Kate, Kelsey and Kyle.



**DAVID GIBBS**

David Gibbs is in his fourth season with the Broncos and third as defensive backs coach. He joined the staff in 2001 to coach the safeties. Gibbs came to Denver after four seasons as the defensive coordinator/secondary coach at the University of Minnesota.

With the offseason additions of Pro Bowl cornerback Champ Bailey and Pro Bowl safety John Lynch, Gibbs will direct one of the NFL's best and deepest secondaries, and the team will look to improve on its already top-notch defense. Denver finished 2003 with the league's No. 4 defense, allowing only 277.1 yard per game.

In his first three seasons of NFL coaching, Gibbs has established himself as a young coach with a bright future.

With a pair of first-year starters at cornerback, Lenny Walls and Kelly Herndon, Denver ranked sixth in the NFL against the pass, and both players finished the season in the top-5 on the team in tackles (Herndon second with 78 and Walls fifth with 68). Third-year starter Kenoy Kennedy finished the 2003 season sixth in tackles, and Nick Ferguson earned a starting roll at the other safety position and ranked fourth in tackles with 72.

Gibbs brought 10 years of coaching experience at the college level to his new position but was no stranger to the Broncos' organization and the Denver area, having spent a great deal of time with the club during his father, Alex's, 10-year Broncos coaching tenure and having played and coached at the University of Colorado in nearby Boulder.

## COACHING EXPERIENCE

*1st NFL Season (1st with Broncos)*

<b>Denver Broncos</b>	
Defensive Assistant/Special Teams	2004
<b>Louisiana State</b>	
Asst. Head Coach/Linebackers	2002-03
<b>Notre Dame</b>	
Asst. Head Coach/LBs/Special Teams	1994-2001
<b>Texas A&amp;M</b>	
Linebackers	1988-93
<b>Arizona State</b>	
Outside Linebackers	1985-87
<b>Tulsa</b>	
Offensive Line	1980-84
<b>Iowa State</b>	
Tight Ends	1979
<b>Texas City High School</b>	
Assistant Coach	1977-78
<b>Wichita State</b>	
Graduate Assistant	1975-76

## DEFENSIVE BACKS

## COACHING EXPERIENCE

*4th NFL Season (4th with Broncos)*

<b>Denver Broncos</b>	
Defensive Backs	2003-04
Secondary	2002
Safeties	2001
<b>University of Minnesota</b>	
Defensive Coordinator/Secondary	1997-2000
<b>Kansas</b>	
Secondary	1995-96
<b>Colorado</b>	
Graduate Assistant	1993-94
<b>Oklahoma</b>	
Graduate Assistant	1991-92

Gibbs was the youngest defensive coordinator in Division I-A when hired by Minnesota in 1997 and directed a dramatic defensive turnaround in his four seasons with the Golden Gophers from a unit that ranked last in the Big Ten in every major statistical category before his arrival. His defense reached its peak in 1999 when Minnesota finished fourth in the conference and 22nd in the nation in total defense by allowing just 319.9 yards per game, the best performance by a Gophers team since 1985. They led the Big Ten in pass defense and ranked second in pass defense efficiency and scoring defense, the latter two figures ranking eighth nationally.

Gibbs' star pupil, safety Tyrone Carter, was a two-time All-American and won the Jim Thorpe Award under his tutelage, and he parlayed his collegiate success into a starting position as a rookie with the Minnesota Vikings. Carter was the Golden Gophers' first back-to-back All-American since 1961-62, and overall Gibbs' defense produced an All-American in three consecutive seasons for the first time at the school since 1961-63.

In 1998, Minnesota's rushing defense ranked fourth in the Big Ten and 13th in the nation at 103.7 yards per game, the school's best figure since 1962. In addition, during Gibbs' tenure, the Minnesota defense posted the top three single-season sack figures in the school's rich football history, posting a record 44 in 1999, followed by its 41 in 1997 and 38 in 1998.

Gibbs, 36, came to Minnesota from Kansas where he was defensive secondary coach in 1995-96, following graduate assistant stints at Colorado (1993-94) and Oklahoma (1991-92). A 1990 graduate of Colorado with a bachelor's degree in marketing, Gibbs was a four-year letterwinner at defensive back for the Buffaloes. He started every game in 1989 when CU fashioned an impressive 11-1 overall record en route to an Orange Bowl bid and a No. 4 ranking in the final national poll. He collected Academic All-Big Eight honors as a senior in 1990 when he helped lead the Buffs to an 11-1-1 overall record and the co-National Championship following a 10-9 win over Notre Dame in the Orange Bowl. During his collegiate career, Colorado registered a combined record of 37-10-1 and played in four bowl games.

A native of Mount Airy, N.C., Gibbs is a graduate of Auburn (Ala.) High School. He was born Jan. 10, 1968. David and his wife, Debbie, make their home in Castle Pines, Colo., with their son, Hudson.



**PAT MCPHERSON**

## QUARTERBACKS

Pat McPherson enters his second year as quarterbacks coach for the Broncos and his seventh year overall on the Broncos' coaching staff. He spent four years as offensive assistant, and his first season, 1998, as a defensive assistant before moving to the offensive side of the ball.

Last season, McPherson helped Jake Plummer, in his first year as Denver's starting quarterback, complete 189 of 302 passes for 2,182 yards and a career-best 15:7 touchdown to interception ratio. Plummer guided the team to a 9-2 record in his 11 starts, and he won more games in his first season as Broncos quarterback than anyone since Craig Morton directed Denver to 12 wins in 1977. Additionally, Plummer finished the season fifth in the NFL with a 91.2 passer rating, and his ability to escape the rush allowed the offense to post the fourth fewest sacks (25) in franchise history.

In 2002 as Denver's offensive assistant, McPherson helped guide Denver's offense to an NFL ranking of third and second in the AFC. The season was highlighted by the outstanding play of rookie running back Clinton Portis, who was a big key to that success. Denver's second-round draft pick out of Miami was the league's fourth leading rusher after compiling 1,508 yards and 15 touchdowns while earning NFL Offensive Rookie of the Year honors. Wide receiver Rod Smith was another reason the Broncos found success, with the ninth-year veteran again leading the team with 89 receptions for 1,027 yards-his sixth consecutive 1,000-yard season, which is a franchise record.

Before that, McPherson, in 2001, worked with an offense that set club records for total offense (6,554), passing yards (4,243) and first downs (383), and scored 30 or more points in 10 of 16 games.

In his first year working with the offense in 1999, McPherson was involved in the production of a unit that featured a 3,000-yard passer (Brian Griese), two 1,000-yard receivers (Ed McCaffrey, Rod Smith) and a 1,000-yard rusher (Olandis Gary).



Working with the defensive staff in 1998, McPherson played a role in tutoring a defense that ranked third in the NFL against the run and 11th in the overall defensive rankings.


McPherson was hired by the club April 7, 1998, following a four-year coaching stint at his high school alma mater, Bellarmine College Prep in San Jose, Calif. In addition to coordinating the defense and coaching the inside linebackers, McPherson's duties included teaching English, algebra and physical fitness at the school. During his tenure at Bellarmine, the football team compiled a record of 35-11, won three consecutive league titles and made one section championship appearance as well as two semifinal appearances. He also gained valuable coaching experience volunteering with the San Francisco 49ers in 1996, serving in a defensive quality control capacity.

McPherson holds a bachelor's degree in English and an M.B.A. from Santa Clara, where he captained the football team and was voted Most Inspirational Player as an inside linebacker during his senior season of 1992. He began his collegiate career in 1987 at UCLA, where he received the Charles Pike Award, which recognizes the school's outstanding freshman football player. McPherson signed with the 49ers as a rookie free agent in 1993 and participated in three preseason games, including one versus the Broncos at Mile High Stadium.

A native of San Jose, Calif., McPherson was an all-state and All-America inside linebacker at Bellarmine College Prep, where he earned Scholar-Athlete of the Year honors as a senior. He was voted captain of the North team in California's North-South Shrine Game played at the Rose Bowl. This past April, McPherson was inducted into Bellarmine's Athletic Hall of Fame.

McPherson, 35, worked with the National Multiple Sclerosis Society in Santa Clara, Calif., in 1994, organizing and implementing the chapter's largest fund-raising event, the 1994 MS Walk. His father, Bill McPherson, coached in the NFL for 21 years and is currently a personnel consultant for the San Francisco 49ers.

Pat was born April 15, 1969, in Santa Clara, Calif. He and his wife, Shannon, who reside in Littleton, Colo., have one son, Jackson Montana.



## KEITH MILLARD

ASST. DEF. LINE/PASS RUSH SPECIALIST

Keith Millard is in his third season on the Broncos' coaching staff as the club's assistant defensive line coach/pass rush specialist. He is in charge of creating and implementing all pass rush techniques used in the Broncos' defensive scheme.

Last season, he helped build a line that was a major force for a defense that finished the season fourth in total defense in the NFL. He also coached a pass-rush unit that was fourth in the NFL in sacks by a defensive line and the only defensive line in the league to have three players with at least 8.5 sacks. Defensive end Bertrand Berry led the team with a career-high 11.5 sacks for -52 yards, four-time Pro Bowler Trevor Pryce posted 8.5 sacks (-58.5 yards), Reggie Hayward added 8.5 sacks (-47 yards) as a "nickel" rusher and Mario Fatafeh added 2.5 sacks (-14.5 yards) and 27 pressures.

In 2002, he helped guide the team to a sixth-place ranking in total defense in the NFL and fourth against the rush. The line was represented in the Pro Bowl by defensive end Trevor Pryce, who made his fourth consecutive trip after leading the team with nine sacks. In addition the Broncos were one of the toughest defenses in the league last year against the run, limiting their opponents to just 93.1 rushing yards per game.

Millard's current coaching position is his first in the National Football League, but he brings a great deal of knowledge and first-hand experience. Following an outstanding playing career that saw him earn three All-Pro nods and two Pro Bowl invitations as a defensive lineman from 1985-93, Millard embarked on a coaching career in which he has distinguished himself and rapidly climbed the ranks.

Before coming to Denver, Millard served as defensive line coach of the San Francisco Demons of the XFL in 2001. He began his coaching career in 1996 as defensive line coach at Fort Lewis College in

### COACHING EXPERIENCE

3rd NFL Season (3rd with Broncos)

#### Denver Broncos

Asst. Def. Line/Pass Rush Specialist .....2002-04

#### San Francisco Demons (XFL)

Defensive Line .....2001

#### Los Angeles Dragons (SFL)

Defensive Coordinator .....2000

#### Menlo College

Defensive Coordinator/Linebackers .....1997-2000

#### Fort Lewis College

Defensive Line .....1996

Durango, Colo., and then served as defensive coordinator/linebackers coach at Menlo College in Atherton, Calif., from 1997-2000. Millard's other coaching experience includes serving as defensive line coach for the West team in the 2002 East-West Shrine All-Star Game.

Millard, 42, set the foundation for his second career in football with an outstanding playing career that began as a first-round draft choice (13th overall) of the Minnesota Vikings in 1984. He was also drafted by the Arizona Wranglers of the United States Football League in '84 (fifth overall), and after being traded, he played one season with the Jacksonville Bulls in 1985. Millard ranked second in the league in sacks (12) behind Reggie White (12.5) and was voted to the All-USFL team. That effort was also good enough to land him on the All-Time USFL second team. He joined the Vikings in 1985 as a rookie and burst onto the scene by leading the team with 11 sacks as a defensive end and followed with 10.5 in 1986. Millard moved to defensive tackle, and in 1989, set what remains an NFL record for sacks by an interior lineman, registering 18, en route to his second consecutive Pro Bowl invitation and third consecutive All-Pro honor. He also earned his second consecutive NFL Defensive Lineman of the Year award in 1989 and was named NFL Defensive Player of the Year.

Millard's career with the Vikings continued through 1991, followed by stints with Seattle (1992), Green Bay (1992) and Philadelphia (1993). He played in 93 career games and posted 58 sacks, two interceptions and one touchdown on a fumble return.

At Washington State University, Millard was voted first-team All-Pac-10 as a senior and won the Morris Trophy as the Pac-10's top defensive lineman. He played tight end as a freshman and was moved to defensive tackle as a sophomore, cracking the starting lineup for the first time as a junior.

A native of Pleasanton, Calif. (3/18/62), Millard was a tight end and linebacker at Foothill High School. Keith and his wife, Paula, make their home in Parker, Colo., with sons Dustin (16), Johnny (13), Jack (8) and Keith Jr. (5), and daughter Mandy (9).



## BRIAN PARIANI

TIGHT ENDS

Brian Pariani enters his 10th year coaching the Broncos' tight ends and 15th overall in the NFL. He leads a group that has played an integral role in the club's offensive success in recent seasons, highlighted by back-to-back World Championships. Pariani came to the Broncos in 1995

after spending the previous five seasons (1990-94) with the San Francisco 49ers, coaching alongside Broncos head coach Mike Shanahan and offensive coordinator Gary Kubiak.

With Denver's win in Super Bowl XXXII, Pariani joined a list of just 15 NFL coaches who have won World Championships with two different organizations, and he is one of just nine to win a title with a team from each conference. The Broncos' triumph in Super Bowl XXXIII made Pariani a three-time Super Bowl winner.

The Broncos, in 2004, have a hole to fill with the retirement of future Hall of Famer Shannon Sharpe, but with the offseason acquisitions of former Bronco Byron Chamberlain, Jed Weaver and O.J. Santiago to the existing crop of tight ends already on the roster, Denver looks poised to continue its success.

Overall, Pariani's tight ends have caught more passes (785) for more yards (9,070) during the last nine seasons than any other group of tight ends in the NFL. That productivity has helped propel the Broncos' offense to the most prolific eight-year totals in franchise history, highlighted by a No. 1 NFL total offense ranking in 1996 and '97. The 1998 team set franchise records for touchdowns (62), points (501), total offense (6,092) and first downs (347), while the 2000 club erased the total offense mark (6,554), average yards per play (5.88) and set new standards for passing yards (4,243) and first downs (383). Additionally, Pariani's tight ends have helped clear holes for a Broncos running game that has ranked in the NFL's top five in seven of his nine seasons with the club, including a No. 1 ranking in 1996, and a No. 2 ranking in 2003.

### COACHING EXPERIENCE

15th NFL Season (10th with Broncos)

#### Denver Broncos

Tight Ends .....1995-2004

#### San Francisco 49ers

Offensive Coaches Assistant .....1991-94

#### UCLA

Graduate Assistant .....1989



In 2003, Sharpe once again led the crew, finishing second in the AFC among tight ends in catches (62) and yards (770). Sharpe also caught a team-leading eight touchdowns and averaged 12.4 yards a catch, moving him into ninth place all time among NFL pass catchers in career receptions (815). Pariani's tight ends helped the Broncos' offense finish the season with the NFL's No. 4 offense—the team's seventh top-5 finish in the nine years he's been in Denver. After an amazing 14-year career that ended this past offseason, Sharpe will go down as the best pass-catching tight end in history as he is the all-time leader among tight ends in receptions, yards (10,060) and touchdowns (62).

After two seasons in Baltimore, Sharpe returned to Denver in 2002 and made Pariani's stable of talent one of the deepest and most talented positions on the team. Sharpe finished fourth in the NFL among tight ends in both receptions and receiving yards with 61 and 686, respectively. His season was highlighted against Kansas City (10/20) when Sharpe set a franchise record and an NFL record for a tight end with 214 receiving yards on 12 catches, including two touchdowns. Adding to the tight end arsenal was Dwayne Carswell, who hauled in 21 passes for 189 yards that day.

The contribution of Denver's tight ends continued to be crucial in 2001 as Pariani's unit accounted for 100 receptions (32% of the club's total), second most in his seven-year Broncos tenure. Desmond Clark had a breakout year with a career-high 51 receptions to rank second on the team while Carswell hauled in 34 and made his first Pro Bowl.

In 2000, Carswell caught a career-high 49 passes to rank third on the team, while Clark ranked fourth with 27 as the tight end position continued to be vital to the Broncos' high-powered offense.

The Broncos' tight end group ranked among the best in the league in 1999 with 85 receptions for 977 yards and four touchdowns. Those figures are especially significant considering perennial Pro Bowler Sharpe played in only five games due to injury and caught just 23 of those 85 passes.

In 1998, Sharpe led all NFL tight ends in receiving yards (768), while ranking third among his peers in receptions (64) and tying for the AFC lead in receiving touchdowns (10). He was a unanimous All-NFL selection for the seventh consecutive year and became the first tight end in league history to post seven consecutive 50-catch seasons. The Broncos' depth at tight end was never more evident than in their Super Bowl XXXIII win over Atlanta when Sharpe left the game in the first quarter with a knee injury. Carswell and Byron Chamberlain performed admirably, with Chamberlain catching three passes for 29 yards and recovering two Atlanta on-side kicks.


In 1997, Sharpe led the club in receptions (72) for the sixth consecutive year and led all NFL tight ends in receptions and receiving yards (1,107) for the second consecutive year. Sharpe's 1,107 yards represented a career high and marked his third 1,000-yard season, tying him with Todd Christensen and Kellen Winslow for most 1,000-yard seasons by a tight end in NFL history.

In 1996, Sharpe led all NFL tight ends with career highs for receiving yards (1,062) and touchdowns (10), while posting his second most receptions (80), en route to All-NFL honors. His 1995 numbers (63 catches) led the team and earned Sharpe his fourth straight Pro Bowl, first under Pariani's tutelage.

Pariani, 39, started his NFL career in 1990 as a scouting assistant with the 49ers. He then became the team's offensive coaches' assistant for the next four seasons, working directly with the offensive coaches and quarterbacks, assisting with daily practices and game plans. The 49ers' offense led the league in total yards in 1992 and '93, scoring a team-record 505 points and 62 touchdowns in '94 en route to a Super Bowl title.

After earning his political science degree from UCLA in 1989, Pariani served as a graduate assistant with the Bruins, helping head coach Terry Donahue's offense during the 1989 season.

Pariani attended Marin (Calif.) Catholic High School where he played football, baseball and basketball. He is a native of San Francisco (7/2/65). He, his wife, Stephanie, and daughters Jessica and Gianna, reside in Castle Pines, Colo.



## GREG SAPORTA

ASST. STRENGTH & CONDITIONING

Greg Saporta enters his 10th season as assistant strength and conditioning coach for the Broncos. He, along with Cedric Smith, assists head strength coach Rich Tuten in coordinating the year-round strength and conditioning program for the team.

Saporta came to the Broncos in 1995 from the University of Florida where he spent two separate stints as an assistant strength coach under Tuten. He originally began as a student assistant at Florida in 1981 and became assistant strength coach in 1985. Saporta held that position until 1988 when he went to the University of North Carolina to assume the same position from 1988-92, once again working with Tuten, who had been named Strength Director.

Saporta returned to Florida in 1992 to resume his position as assistant strength coach, which he held until April 1995 when he joined the Broncos' staff. During his initial stay in Gainesville, Saporta served on the same staff as Broncos head coach Mike Shanahan, who was the Gators' offensive coordinator at the time.

Saporta, originally from Manhattan, N.Y., received his bachelor's degree in physical education with a concentration in exercise physiology from Florida in 1985. He previously had attended Buffalo State University in New York, where he lettered for two years in football and rugby, as well as participating in track.

Saporta was born Feb. 18, 1957, and he and his wife, Nancy, reside in Lone Tree, Colo.

### COACHING EXPERIENCE

10th NFL Season (10th with Broncos)

#### Denver Broncos

Asst. Strength and Conditioning .....1995-2004

#### Florida

Assistant Strength .....1992-95

Assistant Strength .....1985-88

Student Assistant Strength .....1981-84

#### North Carolina

Assistant Strength .....1988-92



## CEDRIC SMITH

ASST. STRENGTH & CONDITIONING

Cedric Smith is in his fourth season with the Broncos' coaching staff as assistant strength and conditioning coach. He teams with strength and conditioning coach Rich Tuten and assistant Greg Saporta in handling all aspects of the Broncos' in-season and offseason programs for players.

Smith, who played seven years in the NFL between 1990-98, spent two years as a fitness manager and consultant with Gold's Gym in Phoenix before joining the Broncos.

During his career, Smith played for Minnesota (1990), New Orleans (1991), Washington (1994-95) and Arizona (1996-98). As a fullback, he played in 72 career games (14 starts) and rushed 40 times for 100 yards (2.5) with a long of 13 and two touchdowns, while catching 20 passes for 141 yards (7.1) with a long of 28 and two touchdowns. He also returned five kickoffs for 83 yards (16.6) during his career. Smith's most productive season came with Washington in 1994 when he played in 14 games and started eight, rushing for 48 yards on 10 carries and catching 15 passes for 118 yards (7.9) and a touchdown. He spent his final season, 1998, on injured reserve with the Cardinals.

Smith, 36, was a three-year starting fullback at Florida, where he paved the way for Emmitt Smith, and where Tuten was strength and conditioning coach during that time. A three-time Southeastern

### COACHING EXPERIENCE

4th NFL Season (4th with Broncos)


#### Denver Broncos

Asst. Strength and Conditioning .....2001-2004



Conference All-Academic selection, Smith rushed for 389 yards and four touchdowns on 102 carries during his collegiate career. He earned a degree in rehabilitative counseling from Florida, and in 1992-93, while out of football, worked in a mental hospital in Gainesville, Fla.

Smith (5/27/68) was an All-Alabama fullback at Enterprise (Ala.) High School. He and his wife, Nicole, have three sons, Chandler (11), Canyon (8) and Cole (4). The family makes its home in Parker, Colo.



## JIMMY SPENCER

### PLAYER/ASSISTANT DEFENSIVE BACKS

Jimmy Spencer is in his second year on the Broncos' coaching staff as an assistant defensive backs coach and will also continue his role on the roster at the cornerback position. He is the first person in the NFL to perform a player/coaching role since Dan Reeves with the Dallas Cowboys in 1970-71.

Spencer, 35, is entering his 14th season in the NFL, including the past four with the Broncos. In 177 career games (81 starts) with the Saints (1992-95), Bengals (1996-97), Chargers (1998-99) and Broncos (2000-present), he has 26 interceptions and 127 passes defended to go along with 446 tackles (387) solo.

Spencer has returned two of his interceptions for touchdowns—both in 2000 with Denver—and has returned a fumble for a touchdown. He entered the NFL as an eighth-round draft choice (215th overall) of the Redskins in 1991, out of Florida, and spent that season on Washington's practice squad.

Born March 29, 1969, in Manning S.C., Spencer and his wife, Tanya, reside in Davie, Fla. *Please refer to page 196 for a complete biography on Spencer.*

### COACHING EXPERIENCE

2nd NFL Season (2nd with Broncos)

#### Denver Broncos

Player/Assistant Defensive Backs ..... 2003-04



## BOBBY TURNER

### RUNNING BACKS

Bobby Turner is in his 10th season as the Broncos' running backs coach, a position he took over in 1995. He came to Denver with 20 years coaching experience at the collegiate level.

In his final collegiate coaching stop, Turner was assistant head coach, offensive coordinator and running backs coach at Purdue. Turner served as the running backs coach at Ohio State from 1989-90, during which time the Buckeyes went to two bowl games and had one of the best running games in the Big Ten.

Before his stint at Ohio State, Turner coached the running backs at Fresno State (1983-88) and at his alma mater, Indiana State (1975-82). He accepted a position as backfield coach at ISU in 1975 and spent three of his eight seasons there (1976, '77, '82) as the defensive backs coach in addition to five years as special teams coordinator. Turner was also the strength and conditioning coordinator from 1975-77.

Turner began his coaching career at Haworth High School in Kokomo, Ind. (1972-74), as an assistant with the football and basketball teams.

A native of East Chicago, Ind. (5/6/49), Turner enjoyed a fine career as an all-conference defensive back at Indiana State, where he played both football and basketball. He tied the school record as a sophomore with nine of his 16 career interceptions, including two returned for touchdowns. He earned his bachelor's degree in health and physical education in 1972 and his master's from ISU in education/administration in 1976.

### COACHING EXPERIENCE

10th NFL Season (10th with Broncos)

#### Denver Broncos

Running Backs ..... 1995-2004

#### Purdue

Asst. Head Coach/Off. Coord./RBs ..... 1991-94

#### Ohio State

Asst. Head Coach/Off. Coord./RBs ..... 1989-90

#### Fresno State

Running Backs ..... 1983-88

#### Indiana State

Special Teams Coordinator ..... 1978-82

Defensive Backs/Strength & Cond. Coord. ... 1975-77

Turner, 55, is a graduate of East Chicago Washington High School, where he played four sports (football, basketball, baseball and track).

Bobby and his wife, Kimberly, have three daughters, Nacole, Krishana and Kiaana, and make their home in Aurora, Colo.



## RICH TUTEN

### STRENGTH & CONDITIONING

Rich Tuten is in his 10th season as the Broncos' strength and conditioning coach. He coordinates the organization's year-round strength and conditioning program with assistance from Greg Saporta and Cedric Smith.

Under his guidance during the Mike Shanahan regime, Tuten's offseason strength and conditioning program has become a model among NFL franchises. It has been overwhelmingly successful, not only in terms of attendance by Broncos players, but in their performance on the field, as Denver captured back-to-back World Championships in 1997 and '98.

Tuten came to the Broncos in 1995 from the University of Florida, where he was the Director of Strength and Conditioning from 1980-87 and also from 1993-94. He was the Athletic Strength Director at the University of North Carolina from 1988-92.

While at both schools, Tuten supervised the strength and conditioning programs for every intercollegiate sport. With Florida, he also served as the head strength and conditioning coach for the nationally ranked Gators football team. At North Carolina, Tuten helped the Tar Heels make major advancements in their strength and conditioning program, helping them to be able to compete with the top collegiate programs in the country.

Tuten, 50, has coached with two current members of the Broncos' coaching staff. He coached with head coach Mike Shanahan at Florida from 1980-83 and with his assistant Greg Saporta at both Florida and North Carolina from 1981-94.

A 1978 Clemson University graduate, Tuten was a three-year letterman and starting nose guard for the Tigers. He was named to the All-America Strength team in 1978 and was part of the 1978 Atlantic Coast Conference champion Tiger squad. Tuten registered nine tackles and three sacks against Maryland that season to help clinch the conference title. He was named ACC Defensive Player of the Week for his efforts. He received his degree in therapeutic recreation from Clemson in 1978.

Tuten, born Dec. 30, 1953, attended Wakefield High School in Arlington, Va., where he participated in football, wrestling and track. He is a native of Columbia, S.C.

He and his wife, Donna, reside in Littleton, Colo., and have two sons, Will and Matt.

### COACHING EXPERIENCE

10th NFL Season (10th with Broncos)

#### Denver Broncos

Strength & Conditioning ..... 1995-2004

#### Florida

Director of Strength & Conditioning ..... 1993-94

Director of Strength & Conditioning ..... 1980-88

#### North Carolina


Athletic Strength Director ..... 1989-92

### ROLLING, ROLLING, ROLLING

Behind an impressive effort by the offensive line and a career-high 1,591 yards rushing by Clinton Portis, the Broncos rush offense posted some impressive numbers in 2003.

Denver set a franchise record with 2,629 total rushing yards, 161 more yards than the previous record (2,468) set in 1998. In addition, the 2003 Broncos finished second all-time with a 4.84 yards per carry average and finished third all-time in total rushes (543).





## STEVE WATSON

### WIDE RECEIVERS

#### COACHING EXPERIENCE

4th NFL Season (4th with Broncos)

##### Denver Broncos

Wide Receivers	.....2003-04
Defensive Assistant	.....2001-02

Steve Watson returns for his second year coaching the wide receivers and fourth overall on the Broncos' coaching staff. Before moving over to the offensive side of the ball, Watson performed the role of defensive assistant the past two seasons. After playing for the Broncos in the 1980s, Watson came back to the team when he worked with the club in training camp as a coaching intern in 2000 and continued working with the team at all home games during that season in preparation for the full-time role he accepted in 2001.

In his first year in the new role, Watson helped the offense once again flourish and helped his corps of receivers make a smooth transition to a new starting quarterback, Jake Plummer. Rod Smith, for the third consecutive season, led the team in receptions (74) and led the team in receiving yards (845) for the seventh consecutive year. Additionally, Watson helped second-year wide out Ashley Lelie grow into a starter as he made 37 receptions for 628 yards.

One of the most popular players in team history, Watson was a wide receiver for the Broncos from 1979-87, finishing his sterling career with 353 receptions for 6,112 yards and 36 touchdowns. He ranks fourth on the Broncos' career list for receiving yards, seventh in receptions and eighth in touchdown receptions. Watson also was recognized as an outstanding special teams player during his pro career.

Watson had three 1,000-yard seasons (1981, '83 and '84) and was named to the Pro Bowl in 1981. That year, he posted the best numbers of his career for yardage (1,244), touchdowns (13) and reception average (20.7), while his career single-season high of 69 receptions came in 1984.

Watson had 16 100-yard games and 49 consecutive games with at least one reception and still ranks among the team's all-time leaders in many career, season and game receiving categories. He had single-game highs of 11 receptions (1984, vs. Pittsburgh in the playoffs) and 183 yards (on 10 receptions at Los Angeles vs. the Rams in 1982).

Watson, 47, joined the Broncos in 1979 as a free agent from Temple University, where he was a four-year letterman at wide receiver. He was selected to the All-East team, playing in the East-West Shrine Game to close out his college career. Watson also won three letters and two conference championships as a long jumper, graduating with a degree in parks administration.

A native of Baltimore, Md. (5/28/57), Watson was a three-sport star at St. Mark's High School in Wilmington, Del. He and his wife, Pam, have a son, Stephen Ross Jr., (16) and two daughters, Brittany (18) and Rachel (14). The family resides in Aurora, Colo.

### VINCE LOMBARDI TROPHY

The Denver Broncos claimed back-to-back World Championships with their 31-24 defeat of Green Bay in Super Bowl XXXII and their 34-19 triumph over Atlanta in Super Bowl XXXIII. The franchise now owns two Vince Lombardi Trophies, which are displayed in the lobby of the Paul D. Bowlen Memorial Broncos Centre. The sterling silver trophies are created by Tiffany & Company, named for the late Vince Lombardi before Super Bowl V. Each trophy is a regulation-size silver football mounted in a kicking position on a pyramid-like stand of three concave sides. The trophy stands 20.75 inches tall, weighs 107.3 ounces, and is valued in excess of \$10,000. Each is engraved with the words "Vince Lombardi Trophy" above an NFL Shield. Below that is the engraving of the particular Super Bowl (XXXII and XXXIII), "AFC vs. NFC," the score of the game, the date and the location.

## FOOTBALL OPERATIONS



## RICK SMITH

### DIRECTOR OF PRO PERSONNEL

Rick Smith is in his fifth season in charge of the Broncos' pro personnel operations and his ninth overall with the club. He spent his first four years in Denver as an assistant on the defensive coaching staff working with the secondary.

Smith's primary role involves developing, implementing and guiding the club's overall pro personnel endeavors, including the evaluation and procurement of all NFL free agents, NFL Europe and CFL free agents, as well as players from all other professional leagues. Smith is also one of the club's primary

negotiators for player contracts and handles a variety of other administrative duties for Head Coach Mike Shanahan and General Manager Ted Sundquist.

In the four seasons under Smith's leadership, the Broncos have been very active in the unrestricted free agent market, signing several players who have made a positive impact on the club's success. The department has also been extremely successful in identifying young talent via the NFL waiver system, making key acquisitions and signing players who have developed and made significant contributions to the team. In fact, at one point during the 2003 playoff run, six of 11 starters on a defensive unit that ranked fourth overall in total defense were players who were originally signed as street free agents.

Before heading the pro personnel department, Smith, in his four years on the Broncos' coaching staff, worked with a defensive unit that consistently ranked among the NFL's best, including rankings of No. 4 in 1996, No. 5 in '97 and No. 7 in '99, as well as back-to-back World Championships in 1997 and '98. The club won more games (46) from 1996-98 than any other team in NFL history over a three-year period.

In 1999, the Broncos ranked eighth in the NFL in pass defense and did not allow an opposing quarterback to throw for more than 278 yards all season. Denver's pass defense in 1997 posted a No. 5 ranking in the NFL and limited four of the 16 regular season opponents to three points or fewer, including one shutout. In his first year, Smith helped coach a defensive unit that improved from No. 15 to No. 4 in the NFL-including a No. 1 ranking against the run for just the second time in franchise history. The defense set or tied three different franchise records in 1996.

Smith, 35, was hired April 3, 1996, following a two-year stint as defensive backs coach at his alma mater, Purdue. He had left Purdue in February to accept a coaching position at Texas Christian, but spent just one month there before being hired by the Broncos.

A 1992 Purdue graduate, Smith began his coaching career with the Boilermakers shortly after his graduation, serving as the school's assistant strength and conditioning coordinator. In that role, Smith worked exclusively with football, volleyball and wrestling before being promoted to the role of interim strength and conditioning coordinator during the summer of 1993. After serving as the team's tight ends coach for one season, Smith was hired as the secondary coach, becoming the youngest position coach in the Big Ten conference at the time (24).

Smith was a starter at strong safety and defensive captain for Purdue as a senior in 1991. A native of Petersburg, Va. (9/3/69), he attended Meadowdale High School in Dayton, Ohio. Smith is a member of the Fellowship of Christian Athletes.

Smith and his wife, Tiffany, have a son, Robert LaMar (1), and reside in Parker, Colo.





## JIM GOODMAN

### DIRECTOR OF COLLEGE SCOUTING

Jim Goodman is in his seventh year with the Broncos and his third as director of college scouting after spending four years as an area scout, working the South region.

In his current role, Goodman is in charge of managing the Broncos' overall scouting process and all aspects of its year-round schedule as well as coordinating the work of the club's other six area scouts and continuing to scout the South region.

Goodman was hired by the Broncos in May 1998 after four successful seasons on the coaching staff at Rice University, where his duties also included coordinating the program's recruiting efforts. Goodman coached the tight ends and special teams all four years (1994-97) and added the duties of wide receivers coach for the 1997 season. The Owls were Southwest Conference co-champions in 1994 and produced three of the best special teams seasons during Goodman's tenure.

Goodman was an associate athletic director in charge of football recruiting at Clemson from 1991-93 and also coached the team's kickers. He earned consideration among the nation's top-10 recruiting coordinators by the *Chicago Sun-Times* for his work at Clemson. Goodman was an assistant AD in charge of recruiting and high school relations at Florida from 1989-90 and was recruiting coordinator and wide receivers coach at Arkansas from 1986-88.

Goodman began his coaching career at Vanguard High School in Ocala, Fla. (1974-75), then moved into the collegiate ranks at North Alabama (1976-78). He then was head coach and athletic director at Marion (Ala.) Institute Junior College (1979-80), where his teams ranked in the top 15 in the national polls both seasons. He also coached the school's baseball team. Goodman coached outside linebackers at the U.S. Air Force Academy under Ken Hatfield in 1981, then accepted the head coaching position at Valdosta (Ga.) State (1982-84), where he also served as associate AD before accepting the full-time athletic director's position in 1985. As coach, he started a program from scratch and fashioned a 15-16-1 record over three years with a squad that included Atlanta Falcons All-Pro linebacker Jesse Tuggle.

Goodman, 52, holds an associate's degree from Chipola Junior College (1972), a bachelor of science in physical education from Florida (1974) and a master's in education administration from University of North Alabama (1977). A native of Blountstown, Fla., where he attended Blountstown High School, Jim and his wife, Jennie, have three adult children, Jeff, Nancy and Tyler. Jeff—a former wide receiver at the University of Florida—was married last spring and is currently an attorney in Birmingham, Ala., while Nancy is attending graduate school at Florida. Tyler, who works as an intern for the equipment department of the Denver Broncos, is a sophomore at Chipola Junior College majoring in pre-med.



## SCOTT DiSTEFANO

### COLLEGE SCOUT


Scott DiStefano is in his 23rd year with the Broncos' personnel department, continuing to scout the Midwestern region.

He began his career with the Broncos scouting the Rocky Mountain and Southwest regions before shifting his focus to the Midwest in 1990.

DiStefano, 47, was a quarterback at Colorado State from 1976-80. Following his playing career, he joined the coaching staff at CSU as a graduate assistant, a role in which he served for two seasons (1980-81) before coming to the Broncos.

A native of Alliance, Ohio, DiStefano was an all-conference quarterback in 1975 at Alliance High School, the same school that produced Pro Football Hall of Fame quarterback Len Dawson. Among the honors bestowed upon him was the 1974 Massillon (Ohio) JayCee's conference sportsmanship award, a prestigious honor from such a football-rich region of Ohio.

DiStefano makes his home in Chicago.



## CORNELL GREEN

### COLLEGE SCOUT

Cornell Green is in his 25th year scouting in the NFL and his 18th year doing so for the Broncos' organization.

Green is responsible for scouting the Southwest region after having scouted the South, East and Midwest regions earlier in his career with the Broncos.

Before his involvement with the Broncos organization, Cornell scouted for the Dallas Cowboys during and after his illustrious playing career. Green began scouting for the Cowboys in 1970 while still an active player and continued scouting through 1979, at which time he entered private business until coming

to the Broncos in 1987.

Green, 64, was signed by the Cowboys as a free agent and went on to play for Dallas from 1962-75, at cornerback for 10 years before moving over to safety for his last four seasons. Green earned Pro Bowl honors seven times, winning that honor at both cornerback and safety.

He did not play college football but was a two-time All-America basketball player (1959-60 and 1961-62) at Utah State, where he averaged 23 points per game at forward for the Aggies from 1959-62. Green is a member of the Basketball Hall of Fame in both the states of Oklahoma and Utah. His brother, Pumpsie Green, had a lengthy career in major league baseball.

A native of Boley, Okla., Cornell and his wife, Betty, have two children, Randy and Ronney, and make their home in Dallas.



## ED LAMBERT

### COLLEGE SCOUT

Ed Lambert is in his third year as a college scout with the Denver Broncos. A veteran of 26 years in the college and professional coaching ranks, Lambert came to the Broncos in 2001 from Vanderbilt University, where he served as assistant head coach and running backs coach.

Lambert coached 10 years at Vanderbilt, including one season (1997) as offensive coordinator, overseeing an improvement in all major statistical categories from the previous season. Lambert joined the Vanderbilt staff in 1992 after four seasons at Baylor, where he coached the quarterbacks and running backs. He helped lead the Bears to an 8-4 record in 1991 and a berth in the Copper Bowl.

Lambert's other collegiate coaching experience has come at New Mexico (assistant head coach/offensive coordinator, 1987), Iowa State (running backs, 1986), California (running backs, 1982-83), Howard (inside linebackers/defensive ends, 1981) and Boise State (running backs, 1976-80). In his final season at Boise State, the Broncos won the NCAA Div. I-AA national championship.

Lambert coached two seasons in the United States Football League with the Los Angeles Express, tutoring the running backs. He has also served NFL coaching fellowships in training camp with the Philadelphia Eagles (1995), Atlanta Falcons (1993) and Seattle Seahawks (1991).

Lambert, 56, began his coaching career in 1972 at Ravenswood High School in East Palo Alto, Calif., and in 1974, moved to Fremont High School in Oakland, Calif.

A native of Beaumont, Texas (6/23/48), Lambert is a graduate of McClymonds High School in Oakland, Calif. He was an All-Golden Gate Conference defensive lineman at Oakland's Merritt College in 1967 and an All-Coast offensive lineman at California State-Hayward in 1969, helping lead his team to the Far Western Conference championship. Lambert earned his bachelor's degree in physical education from San Jose State in 1972.

He and his wife, Jeanette, have two grown children, Lamar and Charisse.




**GREG MILLER**
**COLLEGE SCOUT**

Greg Miller is in his seventh year scouting in the Midwest for the Broncos and serving as Denver's combine scout for National Football Scouting.

Miller spent the previous four years as a regional scout for NFS, scouting prospective NFL talent from colleges in nine upper-Midwest states. His duties included performing the first line of evaluation, rating computer-generated reporting on hundreds of college players for 14 NFL clubs, as well as assisting in the planning and execution of the National Invitational Camp, or combine.

A 49-year old native of Mitchell, S.D., Miller was an all-state defensive tackle, team MVP and team captain at Mitchell Senior High School, where he also participated in baseball, basketball and track. He earned a football scholarship to Iowa State in 1973 and transferred the following year to South Dakota State, where he was a three-year starter at offensive tackle and team captain, as well as a two-time All-North Central Conference selection.

Before his stint with NFS, Miller worked 16 years for International Multifoods, ascending from District Sales Coordinator to Director of Operations for the entire West region by 1994.

Greg's wife, Jane, is a registered nurse. They have a daughter, Adrienne (23) and two sons Mike (21) and Nolan (18), and make their home in Grand Island, Neb. Adrienne is a graduate of the University of Nebraska-Lincoln and attends graduate school at the University of South Dakota. Mike is a former offensive lineman and currently a student assistant coach at the University of Nebraska-Omaha while Nolan will attend Augustana College and play baseball.


**DAN RAMBO**
**COLLEGE SCOUT**

Dan Rambo is in the seventh year of his second stint with the Broncos, rejoining the club in May 1998 to scout the Northeast region. He scouted the same region for the Broncos in 1993.

Rambo came to the Broncos from the 1997 Western Division Champion Saskatchewan Roughriders of the Canadian Football League, where he served as Director of Player Personnel. He was also with the Roughriders from 1983-90, holding various positions, including Director of Scouting, Director of Player Personnel and Assistant General Manager.

Rambo accepted a position in Dallas with the World League of American Football in 1990. During the offseason, he was the Director of College Scouting and during the season was Director of European Football Operations, working out of Barcelona, Spain.

Rambo, 52, returned to the CFL in 1992 as General Manager of the Ottawa Rough Riders, helping the team post nine wins to craft its best record in 10 years. During his first stint with Saskatchewan, he recruited most of the players who helped lead the Roughriders to the Grey Cup Championship in 1989. In his one season as a scout with Denver, the Broncos made a Wild Card playoff appearance.

Rambo is a graduate of Carroll College in Helena, Mont., where his sister, Patty, still resides. Another sister, Kathleen, and his mother, Viola, live in Libby, Mont., where Dan was a 1970 graduate of Libby High School. He led the nation in rushing at Carroll in 1974 with an average of 152.1 yards per game and had eight tryouts in the CFL, WFL and the NFL, including one with the Broncos in 1977.

Dan and his wife, Dr. Kathryn McFarland, have two children, daughter Teaghan (8) and son Arthur (7). The family makes its home in Blackburn Hamlet, Ottawa, located in the Canadian province of Ontario.


**DALE STRAHM**
**COLLEGE SCOUT**

Dale Strahm is in his seventh season on the Denver Broncos' scouting staff, responsible for scouting the Southeast region.

A veteran of 29 collegiate football seasons in the coaching ranks, Strahm came to the Broncos from Temple University, where he spent four years (1994-97) as defensive coordinator and linebackers coach.

In Strahm's first season with the Owls, their defense went from last to first in the Big East Conference in turnover/takeaway margin, tying for 20th nationally with a plus .82 margin per game. They also made great strides in total defense after beginning his career ranked last in the conference. A motivational speaker for a variety of corporations, Strahm also taught leadership classes at Temple.

Strahm was head coach at Western Carolina from 1989-90 and has experience as a defensive coordinator at Duke (1990-93), Georgia (1981-88), Navy (1977-80) and Bowling Green (1971-76). He began his coaching career as a graduate assistant at Bowling Green in 1968. He has also spent six years coaching at the high school level. During Strahm's tenure at Georgia, the Bulldogs won SEC Championships in 1981 and 1982 and participated in eight consecutive bowl games. In all, he has coached in 11 major bowl games.

Strahm, 60, is a 1966 graduate of Ohio Northern University, where he played four years of football and ran four years of track, earning six varsity letters in the process. Strahm was recently recognized by ONU for his outstanding career in football after he was inducted into the school's Athletic Hall of fame. Additionally, he earned his master's degree at Bowling Green in 1970.

A native of Toledo, Ohio, Strahm is a graduate of E.D. Libbey High School, where he was inducted into the school's Hall of Fame in 1997. He and his wife, Diane, have three sons, Brian, Bradley and Brett. The Strahm family resides in Charlotte, N.C.


**CHRIS TRULOVE**
**PRO SCOUT**

Chris Trulove begins his second decade with the Broncos' organization and his 10th in the player personnel department. After five years as the team's pro personnel assistant, he began his role in 2000 as the pro scout.

Trulove, 33, has seen his responsibilities increase each season and initially was under the tutelage of former Pro Scouting Director Jack Elway. He is now responsible for joining General Manager Ted Sundquist and Director of Pro Personnel Rick Smith in the scouting and planning of unrestricted and restricted free agent acquisitions. His duties also include the scouting of other NFL free agents and prospects from NFL Europe, the Canadian Football League and the Arena Football League. These efforts include extensive videotape review, player research and the writing of player evaluations.

Trulove began his tenure with the Broncos in 1994 as a player personnel and marketing intern, moving full-time into player personnel after the '94 season.


A native of Laurinburg, N.C. (4/27/71), Trulove is a graduate of Scotland County High School. He acquired a bachelor's degree in business administration from North Carolina in 1993 and a master's in sport management from Georgia in 1994.

Trulove resides in Highlands Ranch, Colo.

**LONG DROUGHT**

The Broncos' longest current drought between meetings with any NFL opponent is with Tennessee, which the Broncos have not faced since Nov. 26, 1995, when the franchise played in Houston as the Oilers. This streak, however, will come to an end this season, as the Broncos face the Titans at The Coliseum on Dec. 25. In 2001, Denver ended its previous longest drought by facing Indianapolis for the first time in eight years.





## MIKE BLUEM

### COORD. OF FOOTBALL ADMINISTRATION


Mike Bluem is in his 10th season with the Broncos' organization and his fourth as coordinator of football administration. He spent his first five years with the club as a college scouting assistant before being promoted to coordinator of college scouting operations in 2000. Bluem came to the Broncos as an intern in 1995 and made an immediate impact with the scouting operations in the area of computer data management.

Bluem's current duties include tracking, managing and forecast analysis of the salary cap; writing contract language; negotiating contracts; participating in the day-to-day operations of college and pro scouting; building and maintaining the team's scouting and salary cap databases and assisting the coaching staff with various administrative duties.

Bluem, 31, previously held a job with the Liberty University baseball team, assisting in computer-related areas, including statistics management.

A native of Lewisville, Texas, Bluem earned his bachelor's degree in sports management from Liberty University in Lynchburg, Va., in 1995. He attended high school at Temple Christian Academy in Lewisville.

Mike and his wife, Shelley, make their home in Highlands Ranch, Colo.



## DAVE BRATTEN


### COLLEGE SCOUTING COORDINATOR

Dave Bratten is in his sixth season with the Denver Broncos' organization and his fourth in the player personnel/college scouting department.

Bratten's current duties include assisting with pro and college scouting operations, player evaluation, research analysis and database development.

Bratten, 30, came to the Broncos in 1997 as a media relations intern.

Bratten earned his master's degree in sports management from Georgia Southern University (1998) and his bachelor's degree in English from Monmouth (Ill.) College (1996). He is a graduate of Arvada West High School in Arvada, Colo. Dave and his wife, Kim, reside in Lakewood.



## GENO DRAKE


### PLAYER PERSONNEL ASSISTANT

Geno Drake is in his first season with the Broncos and will assist in the player personnel department. He joined the club as an intern this past spring and assisted the personnel department in preparation for the 2004 NFL Draft.

The past three years, Drake worked for the football team at UCLA as a graduate assistant. His first two seasons at UCLA were spent as the offensive graduate assistant while last season he assisted UCLA's director of football operations.

Drake earned a master's degree in education (2003) and a bachelor's degree in history (2001) while at UCLA. A native of Cambria, Calif., Drake attended

Coast Union High School.







## JOE ELLIS

### EXECUTIVE VICE PRESIDENT OF BUSINESS OPERATIONS

Having rejoined the club from the National Football League office in 1998, where he had been Vice President of Club Administration and Stadium Management, Joe Ellis is in his seventh season as Executive Vice President of Business Operations for the Denver Broncos.

Ellis was a driving force in helping with the creation of INVESCO Field at Mile High and is an extremely active participant in all aspects of the stadium's management and development. In this capacity, he has worked very closely with important members of the political, business and civic communities that comprise the cultural fabric of Denver.

In addition, he is responsible for business and financial management, marketing and sales functions, media relations, ticket operations, and facilities and administrative operations for the National Football League team.

Ellis came to his present position with comprehensive expertise in the areas of stadium operations, fiscal planning, personnel management, marketing, media and community relations. He also oversees Stadium Management Company (SMC), which operates and manages INVESCO Field at Mile High.

Ellis had his first stint with the Broncos as Director of Marketing from 1983-85, where he was in charge of all marketing and promotions done by the team during this period.

He left the Broncos following the 1985 season to obtain his master's degree from the J. L. Kellogg School of Management at Northwestern University. He graduated from Northwestern in 1988 and joined the NFL in 1990.

While with the NFL, Ellis was involved in several aspects of league operations, with a strong focus on new stadium development. Ellis was especially involved in the league's oversight of the Cleveland Browns' reentry into the NFL in 1999.

Ellis represents the Broncos on numerous boards and civic organizations in the metropolitan area and is a 1980 graduate of Colorado College.

Joe and his wife, Ann, have three young children, sons Si and Zander, and daughter Catherine.



## EXECUTIVE STAFF



**Rich Slivka**  
General Counsel/  
Senior Vice President of  
Administration

## VICE PRESIDENTS



**Jim Saccomano**  
Vice President  
of Public Relations



**Rick Nichols**  
Vice President of Ticket  
Operations/Business  
Development



**Greg Carney**  
Vice President  
of Marketing



**Jim Barlow**  
Vice President  
of Finance



**Cindy Galloway**  
Vice President of  
Community Development

## OFFICE OF THE PRESIDENT

Bowlen Sports, Inc., is the corporate general partner of the Denver Broncos Football Club. BSI maintains responsibilities in the areas of finance and corporate family matters.

Mr. Pat Bowlen is the President and CEO of Bowlen Sports, Inc., as well as the Denver Broncos Football Club.



**Lisa Williams**  
Executive Assistant  
to the President and CEO



**Yolanda Saltus**  
Special Assistant



**Jim Schafer**  
Assistant to the President



**Veronica Ibarra**  
Executive Assistant

## ADMINISTRATIVE STAFF



**Elaine Woodworth**  
Executive Asst. to Exec.  
VP of Business Operations



**Diane Nelson**  
Executive Asst. to  
General Counsel/Senior  
VP of Administration




## FOOTBALL ADMINISTRATIVE STAFF




**Cindi Lowe**  
Secretary to  
Head Coach



**Pam Papsdorf**  
Assistant to the General  
Manager



**Dixie Greer**  
Asst. Coaches  
Secretary/Video Dept.



**Fred Fleming**  
Pro Scouting/  
Dir. of Special Services



**Betsy Klein**  
Exec. Dir. of Player &  
Organizational Development

## MEDICAL STAFF



**Steve Antonopoulos**  
Head Athletic Trainer



**Corey Oshikoya**  
Assistant Athletic Trainer



**Scott Trulock**  
Assistant Athletic Trainer


## EQUIPMENT



**Chris Valenti**  
Equipment Manager



**Ronnie Bill**  
Asst. Equipment Manager



**Jason Schell**  
Asst. Equipment Manager



**Mike Harrington**  
Asst. Equipment Manager

## VIDEO




**Kent Erickson**  
Director of Football Technology



**Gary McCune**  
Video Operations Manager



**Steve Boxer**  
Video Assistant



**Mike Mascenik**  
Video Assistant


## MEDIA RELATIONS




**Paul Kirk**  
Director of Media Relations



**Mark Cicero**  
Media Information Manager



**Rebecca Villanueva**  
Media Services Manager




**Patrick Smyth**  
Graduate Assistant

## COMMUNITY DEVELOPMENT



**Kelly Brown**  
Manager, Community  
Development



**Lee Carpenter**  
Community Development  
Coordinator



**Pamela Krotchko**  
Manager, Denver  
Broncos Charities Fund



**Steve Sewell**  
Director of Community  
Outreach



**Billy Thompson**  
Director of Alumni  
Relations

## FINANCE



**Sheila Thomas**  
Director of Human  
Resources




**Fred Krebs**  
Manager of Cash/Treasury



**Dianne Sehgal**  
Controller



**Roberta Best**  
Accounts Payable



**Gina Johnson**  
Accounts Payable



**Nanette Thompson**  
Financial Accountant



**Kelly Trimble**  
Manager of  
Travel Services



**Deanna Torres**  
Accountant



**Sheila Webb**  
Revenue Accountant




**Sherry Zoltay**  
Insurance Administrator



## INFORMATION SYSTEMS



**Rick Schoenhals**  
Senior Director of  
Information Technology



**Chris Newman**  
Network Administrator




**Lisa Cavalli**  
Technology Support  
Specialist



**Erik Towt**  
Network Analyst



**Tony Lazzaro**  
Systems Administrator



**Mike Corey**  
Network Technician

## MARKETING



**Michael Young**  
Senior Director of  
Special Projects



**Steve Harbula**  
Director of Marketing  
Communications



**Brady Kellogg**  
Director of  
Corporate Partnerships



**Amy Marolf**  
Manager, Corporate  
Partner Services



**Andrew Mason**  
Managing Editor,  
DenverBroncos.com



**James Merilatt**  
Publications Manager



**Lynn Rosen**  
Manager, Special Events  
& Entertainment



**Mike Sarro**  
Internet Services  
Manager




**Derek Thomas**  
Manager, Marketing  
Partnerships




**Sandy Bretzlau**  
Coord., Partnerships &  
Game Day Marketing




**Joel Darby**  
Mascot Coordinator



**Annie Hellerstein**  
Graphic Designer



**Derek Marlin**  
Corporate Partnership  
Executive



**Bobby Mestas**  
Coordinator of  
Youth Marketing



**Danielle Solano**  
Receptionist

## CHEERLEADERS



**Teresa Schroeder**  
Director of Cheerleaders  
& Game Day Entertainment



**Shelly Trujillo**  
Assistant Director,  
Cheerleaders




**Shawna Peters**  
Director, Jr. Cheerleaders

## OPERATIONS




**Chip Conway**  
Director of Operations



**Darin Krueger**  
Facility Coordinator



**Kirt Horiuchi**  
Operations Assistant



**Adam Newman**  
Operations Assistant



**Maeve Drake**  
Receptionist


## TURF OPERATIONS



**Troy Smith**  
Turf Manager



**Wes Conway**  
Assistant Turf Manager



**Bret Baird**  
Assistant Turf Manager

## TICKET OPERATIONS



**Kirk Dyer**  
Director of  
Ticket Operations



**Dennis Moore**  
Ticket Sales Manager



**Clark Wray**  
Box Office Supervisor



**Patti Barban**  
ADA Supervisor



**Jenny Carter**  
Premium Seat  
Representative



**Katie Delay**  
Ticket Office Coordinator




**Will Holt**  
Premium Seat  
Representative



**Chad Robertson**  
Premium Seat  
Representative



**Lee Twarling**  
Premium Seat  
Representative



**Mike Vasquez**  
Ticket Assistant



## STADIUM MANAGEMENT COMPANY



**Mac Freeman**  
Vice President of Stadium Operations



**Andy Gorchov**  
Director of Event Services



**Lorraine Spargo**  
Dir. of Premium Seat Sales



**Wayne Bottom**  
Chief Engineer



**Scott Bliek**  
Security and Safety Manager



**Howard Brown**  
Changeover Manager



**Pat Jordan**  
A/V Services Manager



**John Karpan**  
Facilities Manager



**Ross Kurcab**  
Turf Manager



**Patty Moser**  
Special Events Manager



**Amanda Quinn**  
Manager of Exec. Suites




**Rick Seifert**  
Communications Manager



**Jon Applegate**  
Parking Administrator



**Garron Bateman**  
Tech Dir. & Creative Media Designer



**Kathy Burris**  
Facilities Coordinator



**Dave Clark**  
Asst. Chief Engineer



**Andrew Hoiberg**  
Turf Technician



**Terry Hutson**  
Asst. Security Manager



**Amy Lugowski**  
Events Coordinator



**Abby McNeal**  
Assistant Turf Manager



**Brian Mitchell**  
Prod. of Special Events & Game Day Media




**Fiona Osborne**  
Events Administrator


### SMC RETAIL OPERATIONS




**Tim Kellond**  
Retail Operations Manager



**Sue Vaughn**  
Game Day Supervisor



**Mike Dorame**  
Game Day Supervisor



**Carol Gibbons**  
Retail Assistant



**Sue Kissel**  
Dove Valley Store Manager

## DENVER BRONCOS' WINNING TRADITION

Denver Broncos football enters its 45th season in 2004 as the team seeks to return to the pinnacle of success it enjoyed with back-to-back Super Bowl wins in 1997 and '98. Playing for the fourth year at their glistening new stadium, INVESCO Field at Mile High, the Broncos will perform before sellout crowds for the 35th consecutive season, the first 31 of which came at Mile High Stadium. The team has sold out 261 consecutive regular season games and 274 consecutive including playoff games. Broncos fans have watched their team amass one of the NFL's finest records since the club's first winning season in 1973, enduring just five losing seasons—second fewest in the NFL—as shown in the list below.

This season also marks Pat Bowlen's 21st as President and Chief Executive Officer of the Broncos. During that time, Denver has enjoyed a virtually unmatched level of success in the context of the entire NFL and within the American Football Conference Western Division.

### NUMBER OF LOSING SEASONS, 1973-2003

Miami .....2	Tenn./Houston .....11	New York Jets .....15	Atlanta .....22
<b>Denver</b> .....5	Green Bay .....12	San Diego .....16	Carolina* .....6
Minnesota .....7	Buffalo .....13	Chicago .....17	Jacksonville* .....5
Oakland/L.A. Raiders .....7	St. Louis/L.A. Rams .....13	Ind. Colts/Balt. ....18	Cleveland† .....4
Pittsburgh .....7	Seattle .....13	New York Giants .....18	Houston** .....2
Washington .....8	Cincinnati .....14	Detroit .....19	
Dallas .....9	Kansas City .....14	New Orleans .....19	
New England .....10	Philadelphia .....14	Tampa Bay .....19	
San Francisco .....11	Balt. Ravens/Cleveland. .15	Ariz./Phoenix/St. Louis .22	

\*began play in 1995  
†began play in 1999  
\*\*began play in 2002

### PAT BOWLEN ERA (1984-2003)

#### NUMBER OF WINNING SEASONS

San Francisco .....17
Miami .....15
<b>Denver</b> .....13
Pittsburgh .....13

#### DIVISION TITLES

San Francisco .....12
Pittsburgh .....8
<b>Denver</b> .....7
Chicago .....7
Dallas .....7
Buffalo .....6

#### PLAYOFF APPEARANCES

San Francisco .....16
<b>Denver</b> .....11
Miami .....11
Minnesota .....11
Tennessee/Houston.....11

#### PLAYOFF GAMES

San Francisco .....30
<b>Denver</b> .....23
Buffalo .....20
Miami .....20
Dallas .....19
Green Bay .....19
Pittsburgh .....19
Tennessee .....19

#### CONFERENCE CHAMPIONSHIP GAMES

San Francisco .....8
<b>Denver</b> .....6
Dallas .....5
Pittsburgh .....5
Buffalo .....4
New England .....4

#### SUPER BOWL APPEARANCES

<b>Denver</b> .....5
Buffalo .....4
New England .....4
San Francisco .....4
Dallas .....3
New York Giants .....3
Green Bay .....2
St. Louis .....2
Washington .....2

#### WORLD CHAMPIONSHIPS

San Francisco .....4
Dallas .....3
<b>Denver</b> .....2
New England .....2
New York Giants .....2
Washington .....2

### AFC WEST TEAM COMPARISONS

#### WINNING SEASONS

<b>Denver</b> .....13
Kansas City .....12
Oakland/L.A. Raiders .....9
San Diego .....3

#### DIVISION TITLES

<b>Denver</b> .....7
Oakland/L.A. Raiders .....5
Kansas City .....4
San Diego .....2

#### PLAYOFF APPEARANCES

<b>Denver</b> .....11
Kansas City .....9
Oakland/L.A. Raiders .....8
San Diego .....3

#### AFC CHAMPIONSHIP APPEARANCES

<b>Denver</b> .....6
Oakland/L.A. Raiders .....3
San Diego .....1
Kansas City .....1

#### SUPER BOWL APPEARANCES

<b>Denver</b> .....5
Oakland/L.A. Raiders .....1
San Diego .....1
Kansas City .....0





More than 650,000 people descended on downtown Denver Jan. 27, 1998, to salute the World Champion Broncos two days after their victory over Green Bay in Super Bowl XXXII in San Diego. A parade through the streets of the city culminated in a rally at Civic Center Park, where Colorado Governor Roy Romer and Denver Mayor Wellington Webb officially welcomed the Super Bowl champions home. A similar gathering was held a year later, Feb. 1, 1999, when the Broncos returned home from Miami after defeating Atlanta in Super Bowl XXXIII. Governor-elect Bill Owens and Mayor Webb joined the festivities to salute the back-to-back World Champs.

**DENVER LEADS THE AFC IN SUPER BOWL APPEARANCES** — The Broncos made their sixth Super Bowl appearance against Atlanta Jan. 31, 1999, the most by any current American Football Conference franchise and the second most in the NFL behind Dallas (8). By winning back-to-back Super Bowls (XXXII and XXXIII) the Denver Broncos became one of just six franchises to “repeat,” marking the seventh time the feat has been accomplished.

#### MOST SUPER BOWL APPEARANCES

TEAM	APPEARANCES	GAMES (WINS ASTERISKED)	RECORD
1. Dallas Cowboys	8	V, VI*, X, XII*, XIII, XXVII*, XXVIII*, XXX*	5-3
2. <b>Denver Broncos</b>	<b>6</b>	<b>XII, XXI, XXII, XXIV, XXXII*, XXXIII*</b>	<b>2-4</b>
3. Miami Dolphins	5	VI*, VII*, VIII, XVII, XIX	2-3
Oakland/L.A. Raiders	5	II, XI*, XV*, XVIII*, XXXVII	3-2
Pittsburgh	5	IX*, X*, XIII*, XIV*, XXX	4-1
San Francisco	5	XVI*, XIX*, XXIII*, XXIV*, XXIX*	5-0

**COMING BACK STRONGER** — Since the Super Bowl was first played after the 1966 season, only three teams have won the game and gone on to post a better record the following season, including the 1997-98 Broncos teams. All three teams not only improved their record, but repeated as Super Bowl champions.

#### SUPER BOWL CHAMPIONS TO POST BETTER RECORDS THE FOLLOWING SEASON

TEAM	YEAR	RECORD	NEXT YEAR'S REC.	POSTSEASON FINISH
<b>Denver Broncos</b>	<b>1997</b>	<b>12-4</b>	<b>14-2</b>	<b>Won Super Bowl XXXIII</b>
San Francisco 49ers	1988	10-6	14-2	Won Super Bowl XXIV
Pittsburgh Steelers	1974	10-3-1	12-2	Won Super Bowl X

**BRONCOS THE MOST VICTORIOUS FOR ANY TWO- AND THREE-YEAR PERIOD** — Denver's 34-19 victory over Atlanta in Super Bowl XXXIII secured two NFL records for the franchise: most wins in a two-year period and most wins in a three-year period:

#### NFL RECORD FOR MOST WINS IN A TWO-YEAR SPAN\*

1. **Denver Broncos, 33 wins (1997-98)**
2. Miami Dolphins, 32 wins (1972-73)
- San Francisco 49ers, 32 wins (1989-90)
4. Dallas Cowboys, 31 wins (1992-93)
- Green Bay Packers, 31 wins (1996-97)

#### NFL RECORD FOR MOST WINS IN A THREE-YEAR SPAN\*

1. **Denver Broncos, 46 wins (1996-98)**
2. San Francisco 49ers, 45 wins (1988-90)
3. Miami Dolphins, 44 wins (1971-73)
- Dallas Cowboys, 44 wins (1992-94)

(\* includes postseason)

#### TOP FIVE POSTSEASON HOME RECORDS, ALL-TIME

(minimum five games)

TEAM	W	L	PCT.	LONGEST STREAK	CURRENT
1. Green Bay	14	1	.933	W13	W1
2. Washington	13	2	.867	W6	W5
3. New England	6	1	.857	W6	W6
4. <b>Denver</b>	<b>11</b>	<b>2</b>	<b>.846</b>	<b>W6</b>	<b>W3</b>
5. Detroit	5	1	.833	W5	L1
Cincinnati	5	1	.833	W3	W3

#### TOP FIVE HOME RECORDS, 1974-2003

TEAM	REGULAR SEASON	POSTSEASON	TOTAL	PCT.
1. <b>Denver</b>	<b>173-59-1 (.745)</b>	<b>11-2 (.846)</b>	<b>184-61-1</b>	<b>.750</b>
2. Miami	165-64-1 (.720)	11-6 (.647)	176-70-1	.715
3. Pittsburgh	162-69-1 (.700)	14-5 (.700)	176-74-1	.703
4. Dallas	157-76-0 (.674)	14-4 (.778)	171-80-0	.681
5. Washington	147-83-1 (.639)	10-1 (.909)	157-84-1	.651

#### CHARTING THE BRONCOS' NINE DIVISION TITLES

YEAR	RECORD	AFC PLAYOFF RECORD	LEVEL REACHED
1977*	12-2	2-0	Super Bowl XII
1978	10-6	0-1	AFC Divisional Playoff
1984	13-3	0-1	AFC Divisional Playoff
1986	11-5	2-0	Super Bowl XXI
1987*	10-4-1	2-0	Super Bowl XXII
1989*	11-5	2-0	Super Bowl XXIV
1991	12-4	1-1	AFC Championship
1996*	13-3	0-1	AFC Divisional Playoff
1998*	14-2	2-0	World Champions

\*denotes seasons in which Broncos secured home-field advantage throughout AFC Playoffs.

**THE BRONCOS' STREAKS** — Denver's undefeated home finish in 1998 was the club's third in a row, making the Broncos only the fourth franchise in NFL history to complete three consecutive regular seasons at home without losing a game, and only the third to win every home game for three consecutive years. Furthermore, Denver is the only team to accomplish this feat since the 16-game schedule was implemented in 1978. That adds up to a 24-game win streak at Mile High Stadium for the Broncos, the third-longest home winning streak in NFL history. Overall, the 1998 Broncos began the season by reeling off 13 consecutive wins, the second-best start in NFL history, contributing to an NFL-record-tying 18-game winning streak (regular and postseason combined).

#### MOST CONSECUTIVE UNDEFEATED HOME SLATES IN NFL HISTORY

TEAM	NO.	YEARS	RECORDS	ACCOMPLISHMENTS
1. Green Bay	4	1929-32	5-0, 6-0, 8-0, 5-0-1	Won NFL title from 1929-31
2. <b>Denver</b>	<b>3</b>	<b>1996-98</b>	<b>8-0, 8-0, 8-0</b>	<b>Won Super Bowls XXXII and XXXIII</b>
Miami	3	1972-74	7-0, 7-0, 7-0	Won Super Bowls VII and VIII
Chicago Bears	3	1942-44	6-0, 5-0, 4-0-1	Won 1941 NFL Championship

#### TOP FIVE REGULAR SEASON HOME WIN STREAKS IN NFL HISTORY

TEAM	YEARS	WINS	ACCOMPLISHMENTS
1. Miami	1971-74	27	Played in three straight Super Bowls, winning two (VII and VIII)
2. Green Bay	1995-98	25	Played in back-to-back Super Bowls, winning one (XXXI)
3. <b>Denver</b>	<b>1996-98</b>	<b>24</b>	<b>Won two Super Bowls (XXXII and XXXIII)</b>
4. Green Bay	1929-32	20	Won three straight NFL titles (1929-31)
5. Dallas	1979-81	18	Played in NFC Championship Game after 1979, '80 and '81 seasons
Oakland	1968-70	18	Played in AFL Title Game after 1967 and '68 seasons

#### LONGEST WIN STREAKS IN NFL HISTORY (REGULAR AND POSTSEASON COMBINED)

TEAM	WINS	DATE BEGAN-ENDED	ACCOMPLISHMENTS
1. <b>Denver</b>	<b>18</b>	<b>12/21/97-12/13/98</b>	<b>Won Super Bowls XXXII and XXXIII</b>
San Francisco	18	11/27/89-11/18/90	Won Super Bowl XXIV
Miami	18	9/17/72-9/23/73	Won Super Bowl VII
Chicago Bears	18	11/26/33-12/9/34	Won 1933 NFL Championship
Chicago Bears	18	11/9/41-12/13/42	Won 1941 NFL Championship

#### LONGEST REGULAR SEASON WIN STREAKS IN NFL SINCE 1990

TEAM	NO.	YEARS	DATES	RECORD IN SEASON STREAK ENDED	RESULTS
1. San Francisco	15	1989-90	11/27/89-11/18/90	14-2	Won Super Bowl XXIV, 2 Div. titles
2. <b>Denver</b>	<b>14</b>	<b>1997-98</b>	<b>12/21/97-12/13/98</b>	<b>14-2</b>	<b>Won Super Bowl XXXIII</b>
3. N.Y. Giants	13	1989-90	12/10/89-11/18/90	13-3	Won Super Bowl XXV
4. New England	12	2003	10/5/03-12/27/03 (current)	14-2	Won Super Bowl XXXVIII
4. Washington	12	1990-91	12/30/90-11/17/91	14-2	Won Super Bowl XXVI

#### TEAMS TO START 13-0 OR BETTER IN NFL HISTORY

TEAM	YEAR	RECORD	REG. SEASON FINISH	POSTSEASON
Miami	1972	14-0	14-0	Won Super Bowl VII
<b>Denver</b>	<b>1998</b>	<b>13-0</b>	<b>14-2</b>	<b>Won Super Bowl XXXIII</b>
Chicago Bears	1934	13-0	13-0	Lost NFL Championship Game

**BRONCOS' 1997-98 STREAK LONGEST IN FRANCHISE HISTORY** — The Broncos' 14-game regular season win streak—compiled over the final game of the 1997 season and the first 13 games of the '98 season—is the longest in franchise history. Head Coach Mike Shanahan has been a member of the Broncos' coaching staff in one capacity or another for five of the top seven win streaks in franchise history. Here's a look at the top five:

#### LONGEST REGULAR SEASON WIN STREAKS IN FRANCHISE HISTORY

	GAMES	YEAR(S)	DATES	END RESULT	SHANAHAN'S POSITION
1.	14	1997-98	12/21/97-12/6/98	Won Super Bowl XXXIII	Head Coach
2.	10	1984	9/16/84-11/18/84	AFC Divisional Playoffs	Receivers Coach
3.	9	1996	9/29/96-12/1/96	AFC Divisional Playoffs	Head Coach
4.	8	1985-86	12/14/85-10/12/86	Super Bowl XXI	Offensive Coordinator
	8	1976-77	12/5/76-10/23/77	Super Bowl XII	



## WHAT TO LOOK FOR FROM THE BRONCOS IN 2004

- The Broncos look to extend their NFL-best home record of 184-61-1 (173-59-1 regular season) since 1974. The regular season victories and total victories are the most in the NFL over that period.

### HEAD COACH MIKE SHANAHAN

- Needs to win nine games in 2004 to reach 100 regular-season coaching victories faster than any coach in franchise history. Dan Reeves, the only other coach with as many wins, took 166 games to win his 100th. Shanahan enters 2004 with a 91-53 record (144 games) in the regular season.

### RUNNING BACK MIKE ANDERSON

- Needs 292 yards to pass Clinton Portis (3,099) for sixth place and 600 to pass John Elway (3,407) for fifth place on Denver's all-time career rushing yards list.
- Needs two touchdowns to move past Otis Armstrong (25) for sixth place, six to move past Clinton Portis (29) for fifth place and 10 to pass John Elway (33) on the Broncos' all-time list for career rushing touchdowns.
- Needs 74 carries to move past Jon Keyworth (699) for sixth place and 149 to move past John Elway (774) for fifth place on the Broncos' all-time list for career rushing attempts.

### KICKER JASON ELAM

- Needs 52 points to move past Matt Stover (1,364; active) for 18th place, 53 points to pass Fred Cox (1,365) for 17th place, 65 points to pass Steve Christie (1,377; active) for 16th place, 68 points to pass Jim Bakken (1,380) for 15th place, 70 points to pass Mark Moseley (1,382) for 14th place and 121 points to pass Matt Bahr (1,422) for 13th place on the NFL's all-time top scorers list.

### QUARTERBACK JAKE PLUMMER

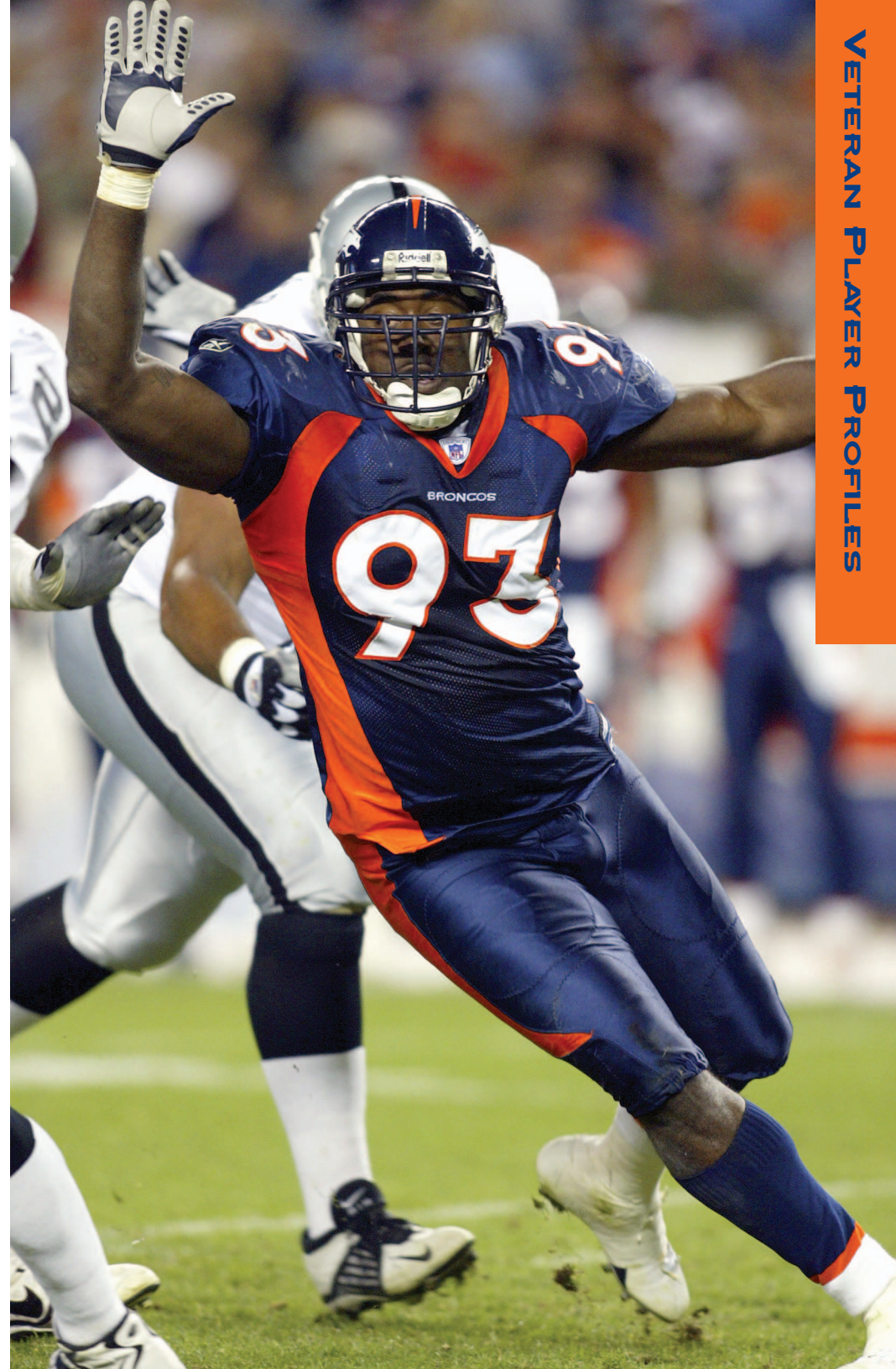
- Needs 610 yards passing to pass John McCormick (2,791) for 10th place, 1,426 to pass Mickey Slaughter (3,607) for ninth place, 1,638 to pass Steve DeBerg (3,819) for eighth place, 2,972 to pass Steve Tensi (5,153) for seventh place and 4,256 to pass Steve Ramsey (6,437) for sixth place on Denver's all-time passing yards list.
- Needs 19 completions to pass John McCormick (207) for 10th place, 103 to pass Mickey Slaughter (291) for ninth place, 126 to pass Steve DeBerg (314) for eighth place, 160 to pass Steve Tensi (348) for seventh place and 268 to pass Steve Ramsey (456) for sixth place on the Broncos' all-time completions list.
- Needs 235 attempts to pass John McCormick (537) for 10th place, 245 to pass Steve DeBerg (546) for ninth place and 283 to pass Mickey Slaughter (584) for eighth place on Denver's all-time passing attempts list.
- Needs three touchdowns to pass John McCormick (17) for 10th place, eight to pass Mickey Slaughter and Steve DeBerg (22) for eighth place, 21 to pass Steve Ramsey (35) for seventh place and 24 to pass Steve Tensi (38) for sixth place on the Broncos' all-time touchdown passes list.

### DEFENSIVE END TREVOR PRYCE


- Needs five sacks to move past Lyle Alzado (64.5) for fifth place and 14 to pass Rulon Jones (73.5) for fourth place all-time in career sacks by a Bronco.

### WIDE RECEIVER ROD SMITH

- Needs 43 catches to move past Shannon Sharpe (675) for first place all-time in receptions by a Bronco.
- Needs four touchdowns to move past Shannon Sharpe (55) for first place on the Broncos' all-time touchdown receptions list.
- Needs to score two touchdowns to pass Floyd Little (54) for second and 13 to pass Terrell Davis (65) for first place on Denver's all-time career touchdowns scored list.
- Needs 627 yards (rushing/receiving/returns) to move past Rick Upchurch (10,081) into second place all-time on Denver's Most Combined Yardage list. Floyd Little is in first place with 12,157 yards.
- Needs to score 11 points to pass Shannon Sharpe (336) for seventh place and 71 points to move past Terrell Davis for sixth place all-time in career points scored by a Bronco.
- Needs 67 receptions to reach the 700 for his career. Seventeen NFL players have reached this numbers, with only two active players ranked ahead of him (Isaac Bruce, STL, with 688, and Marshall Faulk, STL, with 673).
- Needs 57 catches to move past Terrance Mathis (689) for 19th place and 67 to pass Gary Clark (699) for 18th place in NFL History for career receptions.
- Every game he catches a pass in this season will increase his franchise record for consecutive games with a reception (76).







## CHARLIE ADAMS

6-2 • 190 • 2ND YR. • HOFSTRA

**BORN:** Oct. 23, 1979, in Camp Hill, Pa.

**HIGH SCHOOL:** Cumberland Valley High School, Mechanicsburg, Pa.

**ACQUIRED:** College Free Agent, 2002

**PRO YEAR:** 2nd • **YEAR WITH BRONCOS:** 2nd

**NFL GAMES PLAYED/STARTED:** 4/0 • **POSTSEASON:** 1/0

# 12

WIDE RECEIVER

Charlie Adams, who was elevated to Denver's active roster for the final four regular-season games last season, enters his second year in the NFL and looks to add depth to Denver's wide receiving corps. In addition to seeing time at wide receiver in the last four games of the year, Adams played in Denver's Wild Card Playoff game at Indianapolis, where he caught two passes for 18 yards, the first two catches of his career. Before being signed to the 53-man roster on Dec. 5, he was on the club's practice squad for the first 12 weeks of the season. Originally signed as a rookie free agent April 29, 2002, he spent the final eight weeks of 2002 on Denver's practice squad.

**2003:** Adams was signed to the 53-man roster from the practice squad on Dec. 5 and saw action at wide receiver and on special teams in each of the final four regular season games. He saw his first NFL action from scrimmage vs. K.C. (12/7) and continued to see action vs. Cle. (12/14), at Ind. (12/21) and at G.B. (12/28). Adams made his first career reception among his two catches for 18 yds. (9.0) in the Broncos' AFC Wild Card game at Ind. (1/4).

**2002:** After being waived in training camp, Adams signed with Denver's practice squad for one day (Sept. 3) but was released. He was re-signed by the Broncos on Nov. 4 and spent the last eight weeks of the season on the practice squad.

**COLLEGE:** Adams played in 45 games (40 starts) in his four-year career at Hofstra University, where he caught 159 passes for 2,649 yds. (16.7) and 26 touchdowns. Adams caught 50 passes for 937 yds. (18.7) and nine touchdowns during his senior season despite missing three games.

**PERSONAL:** Adams played four years at Cumberland Valley High School in Mechanicsburg, Pa., and was All-Pennsylvania as a special teams player. Adams also ran track for two years as part of a team that captured the Mid-Penn Conference Championship in 1997 and '98. He has two brothers who played at Penn State (Askari) and Florida State (Kevin). Adams was a business major at Hofstra. He was born Oct. 23, 1979, in Camp Hill, Pa.

### ADAMS' REGULAR SEASON RECORD

Year	Club	G	S	No.	RECEIVING		LG	TD	TDp	TDrt	2pt	Pts.
					Yds.	Avg.						
2002	Denver											
2003	Denver	4	0	0	0	0.0	—	0	0	0	0	0
<b>CAREER TOTALS</b>		<b>4</b>	<b>0</b>	<b>0</b>	<b>0</b>	<b>0.0</b>	<b>—</b>	<b>0</b>	<b>0</b>	<b>0</b>	<b>0</b>	<b>0</b>

### ADAMS' POSTSEASON RECORD

Year	Club	G	S	No.	RECEIVING		LG	TD	TDp	TDrt	2pt	Pts.
					Yds.	Avg.						
2003	Denver	1	0	2	18	9.0	14	0	0	0	0	0

### ADAMS' SINGLE-GAME HIGHS

(Postseason in parenthesis)

**Most receptions** — None. (2 at Indianapolis, 1/4/04). **Most receiving yards** — None. (18 at Indianapolis, 1/4/04). **Longest reception** — None. (14 at Indianapolis, 1/4/04). **Most receiving TDs** — None. (none).



## P.J. ALEXANDER

6-4 • 297 • 2ND YR. • SYRACUSE

**BORN:** Dec. 23, 1978, in Springfield, Mass.

**HIGH SCHOOL:** Lincoln High School, Tallahassee, Fla.

**ACQUIRED:** Free Agent, 2003

**PRO YEAR:** 2nd • **YEAR WITH BRONCOS:** 2nd

**NFL GAMES PLAYED/STARTED:** 0/0

# 69

GUARD

P.J. Alexander joined the Broncos on Oct. 22 after being signed off New Orleans' practice squad. After spending the entire 2002 season on the Saints' practice squad, Alexander was on their 53-man roster for the first four weeks of the 2003 season but was inactive for each game.

**2003:** Alexander was signed by the Broncos Oct. 21 and was inactive for all nine games he was with the club, and was inactive for the Broncos' AFC Wild Card game at Ind. (1/4).

**2002:** Alexander spent the entire season on New Orleans' practice squad after being waived in the final shutdown of training camp. He joined the Saints as an undrafted college free agent on March 23.

**COLLEGE:** Alexander played four years at Syracuse, moving to left tackle from center in 2000 and started 23 games at left tackle his final two years with the Orangemen. As a senior in 2001, Alexander was a team captain and received second team All-Big East honors as well as being named a Big East All-Academic team selection. In his first year as a starter in 2000, he also was a Big East All-Academic team selection.

**PERSONAL:** Alexander attended Lincoln High School in Tallahassee, Fla., where he was a team captain, honorable mention all-state, second-team All-Southeast, all-district and an All-Big Bend selection a senior. He received his degree in information studies from Syracuse upon finishing his playing career. Patrick James Alexander was born Dec. 23, 1978, in Springfield, Mass.

### ALEXANDER'S REGULAR SEASON RECORD

Year	Club	G	S
2002	New Orleans	PRACTICE SQUAD	
2003	Denver/N.O.	0	0
<b>CAREER TOTALS</b>		<b>0</b>	<b>0</b>



## LUIS ALMANZAR

6-3 • 295 • 2ND YR. • S.W. MISSOURI ST.

**BORN:** Dec. 15, 1976, in Jersey City, N.J.

**HIGH SCHOOL:** Dickinson High School, Jersey City, N.J.

**ACQUIRED:** Free Agent, 2003

**PRO YEAR:** 2nd • **YEAR WITH BRONCOS:** 2nd

**NFL GAMES PLAYED/STARTED:** 0/0

# 76

DEFENSIVE TACKLE

Luis Almanzar returns to the Broncos for his second year after spending four weeks in 2003 on the Broncos' 53-man roster, where he was inactive each game. He joined the Broncos on Nov. 26 after spending training camp with Seattle before being released Sept. 1. During the offseason of 2002, he was allocated to NFL Europe after signing with the Seahawks as a free agent Jan. 7, 2003. Almanzar spent training camp in 2002 with the Rams but was released Aug. 31. He entered the NFL in 2001 with Pittsburgh as an undrafted rookie free agent.

**2003:** Almanzar signed with Seattle as a free agent on Jan. 7 but was released in training camp. He was out of football until signing with Denver on Nov. 26 and spent four weeks on the 53-man roster but was inactive each of the games.

**2002:** Almanzar was signed by St. Louis on April 26, 2002, as a free agent but was released Aug. 31. He spent March of 2002 with the Arena Football League's New Jersey Gladiators.



**2001:** Almanzar was in training camp with Pittsburgh after signing with the Steelers as an undrafted rookie free agent but was released in the final cutdown and spent the remainder of the year out of football.

**COLLEGE:** Almanzar played in 10 games as senior at Southwest Missouri State and collected 24 tackles (14 solo), three tackles for loss and three passes defended. As a junior, he played in nine games, starting six, and earned honorable mention All-Gateway Conference honors and All-Gateway newcomer honors, after leading the team with 10 sacks. Almanzar lettered as sophomore at Nebraska on the Cornhuskers' 1998 national championship team before transferring to SWMS. He redshirted as true freshman.

**PERSONAL:** Almanzar, born Dec. 15, 1976, in Jersey City, N.J., played three years at Dickinson High School.

#### ALMANZAR'S REGULAR SEASON RECORD

Year	Club	G	S	UT	A	TT	S-Yds.	I-Yds.	PD	FF	FR	TD-Int.	TD-FR	S	Pts.
2001															
2002															
2003	Denver	0	0	0	0	0	0-0	0-0	0	0	0	0	0	0	0
<b>CAREER TOTALS</b>		<b>0</b>	<b>0</b>	<b>0</b>	<b>0</b>	<b>0</b>	<b>0-0</b>	<b>0-0</b>	<b>0</b>	<b>0</b>	<b>0</b>	<b>0</b>	<b>0</b>	<b>0</b>	<b>0</b>



### MIKE ANDERSON

6-0 • 230 • 5TH YR. • UTAH

**BORN:** Sept. 21, 1973, in Winnsboro, S.C.

**HIGH SCHOOL:** Fairfield Central High School, Fairfield, S.C.

**ACQUIRED:** Draft #6 (189th overall), 2000

**PRO YEAR:** 5th • **YEAR WITH BRONCOS:** 5th

**NFL GAMES PLAYED/STARTED:** 59/36 • **POSTSEASON:** 2/1

# 38

#### RUNNING BACK

Mike Anderson enters his fifth NFL season after making a smooth transition from running back to fullback. He played in 12 games last season and was an integral part of a Broncos rushing attack that ranked second overall in the NFL as he bounced between fullback and tailback. He rushed for 257 yards on 70 carries (3.7) with three touchdowns and added 12 catches for 53 yards and two touchdowns. Anderson ranks seventh in career rushing attempts (626), seventh in rushing yards (2,808), seventh in rushing touchdowns (24) and fourth in career rushing average (4.49). In 2000, Anderson was one of the NFL's best stories. After earning a spot on the 53-man roster as a sixth-round draft choice from Utah, he was named NFL Offensive Rookie of the Year by the Associated Press and shattered every Broncos rookie rushing record. Starting just 12 games, Anderson rushed for more yards (1,487) than all but five other rookie backs in league history. His 251-yard rushing performance at New Orleans late in the season was the best by any rookie in NFL history and was the fourth-best by any player in league annals behind Corey Dillon (278), Walter Payton (275), O.J. Simpson (273) and Shaun Alexander (266). With the offseason departure of Clinton Portis, Anderson looks to compete for a starting roll at tailback and joins Quentin Griffin and rookie Tatum Bell to form one of most talented backfields in the NFL. Humble and hard-working, Anderson has not only taken his accomplishments in stride but also played with pain throughout the final month of his rookie season on an injured left knee that required surgery after the season to repair torn meniscus cartilage. The surgery was successful and put Anderson back at full strength by the start of mini-camp in May 2001. Anderson was the Broncos' sixth-round choice in the 2000 NFL Draft (189th overall) out of Utah.

**2003:** Anderson played in the first nine games as the primary fullback but missed games 10-13 because of a suspension for violating the NFL's substance-abuse policy. He returned to the Broncos' roster vs. Cle. (12/14). Anderson only registered starts in five of his 12 games (vs. Det., 9/28, at Min., 10/19, vs. N.E., 11/3, at Ind., 12/21 and at G.B., 12/28) because the Broncos opened in a two-tight end formation in the other seven games. He rushed 70 times for 257 yds. (3.7) and three touchdowns with a long of 44 while also adding 12 receptions for 53 yds (4.4) with a long of 18 and two touchdowns. In the opener at Cin. (9/7), he rushed seven times for 15 yards and also recorded a special teams tackle. Anderson began at fullback at S.D. (9/14) but replaced an injured Clinton Portis (bruised sternum) in the second quarter and went on to rush for 65 yds. and a touchdown on 16 carries (3.5). His score came on a 1-yd. run in the third quarter and was the 22nd rushing TD of Anderson's career, tying Jon

### 38's TROPHY CASE

NFL Rookie of the Year ..... 2000

Keyworth for sixth place on Denver's all-time list. In the home opener vs. Oak. (9/22), he again replaced Portis at tailback and rushed 14 times for 70 yds. and one touchdown while adding two receptions for 5 yds. Anderson left the game with 12:15 to play in the fourth quarter when he injured his right knee. In Wk. 4 vs. Det. (9/28), he got his first start of the season in place of an injured Clinton Portis (sternum) at tailback. Anderson rushed seven times of 21 yds. (3.0) and caught three passes for 28 yds. (9.3), passing Bobby Humphrey (593) for seventh on Denver's career rushing attempts list. In a Wk. 7 start at Min. (10/19), he rushed one time for 13 yds. and caught one pass for a 1-yd. touchdown. It was the third time on the season that Anderson found the end zone and his first receiving touchdown. In Wk. 9 vs. N.E. (11/3), he registered his second touchdown reception of the year from 1-yd. out on his only reception of the game. Anderson returned to the Broncos vs. Cle. (12/14) after serving a four-week suspension to rush once for 3 yds. and catch one pass for 7 yds. He started in place of an injured Clinton Portis (ankle) at Ind. (12/21), rushing a season-high 19 times for 56 yds. (2.9) and a touchdown. Anderson also added one reception for 4 yds. In the final game of the season at G.B. (12/28), he returned his second kickoff of the season for no gain and tallied a special teams tackle. Anderson saw time at fullback and on special teams in the Broncos' AFC Wild Card game at Ind. (1/4).

**2002:** Anderson played in 15 games and started 12 at fullback, ranking second on the team with 386 rushing yds. on 84 carries (4.6) with a long of 32 and two touchdowns. He also caught 18 passes for 167 yds. (9.3) with a long of 52 and two touchdowns, returned two kickoffs for 39 yds. (19.5) with a long of 23, and made one special teams tackle. Anderson had his heaviest rushing workload of the season vs. K.C. (12/15), carrying the ball 12 times, and posted his best yardage total (59 yds.) since Wk. 2 at S.F. (95). His two kickoff returns for 39 yds. (19.5) came at the Jets (12/8) and were the first of his career. Anderson scored his second rushing touchdown of the season at Sea. (11/17) on a 9-yd. run in the 3rd qtr. as he handled all the fullback duties but did not start because the Broncos opened the game in a two-tight end set. In Wk. 8 at N.E. (10/27), he passed Bobby Humphrey (2,386) for seventh on Denver's all-time rushing list. Anderson caught a season-high four passes for 19 yards at K.C. (10/20) and also scored his first rushing touchdown of the season on a 2-yd. run to tie the game at 34 with 21 seconds remaining in regulation. Versus Mia. (10/13), Anderson didn't start because the Broncos opened with two-tight end set but did handle all fullback duties and posted the longest pass reception of his career, a 52-yarder from Brian Griese, en route to a career-best 53 receiving yds. in the game. He also caught a 1-yd. scoring pass from Griese in the 4th qtr. for his second career receiving touchdown, which pulled Denver to within 21-19. Anderson was active but did not play vs. S.D. (10/6) due to a sprained left ankle suffered a week earlier at Balt. (9/30). He left in the 3rd qtr. of that game and did not return. Anderson's first career receiving touchdown came at S.F. (9/15) in Wk. 2 to give Denver a 10-7 lead in the 3rd qtr. In the S.F. game, he also rushed 10 times for a season-best 95 yds.

**2001:** Anderson played in all 16 games and started seven, rushing for 678 yds. and four touchdowns on 175 carries (3.9) while also catching eight passes for 46 yds. (5.8) with a long of 16. He posted his second-best rushing performance of the season at Dal. (11/22), rushing for 118 yds. on 33 carries (3.6) and one touchdown after replacing Olandis Gary (fractured left fibula) in the 1st qtr. It was his second 100-yd. game of the season and the eighth of his career. Anderson started his seventh game vs. Wash. (11/18)—his final start of the season—with Terrell Davis recovering from arthroscopic surgery and rushed for 31 yds. on 13 carries (2.4). He also caught one pass for 16 yds., his longest reception of the season. Anderson played in a reserve role at Oak. (11/5) with Davis back in the lineup and rushed for 44 yds. on five carries (8.8), as well as taking a hand-off for a two-point conversion. He scored his third touchdown of the season vs. N.E. (10/28) while carrying for 40 yds. on 14 carries (2.9). The touchdown was the 18th of his career, moving him into seventh all-time by a Bronco, ahead of Gerald Willhite. Anderson had a breakout game vs. K.C. (10/7) rushing for 155 yds. on 22 carries (7.0), with two touchdowns, scoring on a season-best 62-yd. run. The 155 yds. represented the fourth-best figure of his career and his best at home. Anderson's previous home high was 131, which he recorded twice during his rookie season. He also logged his fifth career 100-yd. half, gaining 106 in the first

#### ALL-TIME NFL ROOKIE RUSHING LEADERS

##### Most Rushing Yards in a Rookie Season, NFL History

Player	Team	Year	Yards	Att.	Avg.	TD
1. Eric Dickerson	L.A. Rams	1983	1,808	390	4.6	18
2. George Rogers	New Orleans	1981	1,674	378	4.4	13
3. Ottis Anderson	St. Louis Cardinals	1979	1,605	331	4.8	8
4. Edgerrin James	Indianapolis	1999	1,553	369	4.2	13
5. Clinton Portis	Denver	2002	1,508	273	5.5	15
6. Mike Anderson	Denver	2000	1,487	297	5.0	15
Curtis Martin	New England	1995	1,487	368	4.0	14



## ANDERSON RANKS AMONG SINGLE GAME AND TWO-GAME BESTS

### Most Rushing Yards in a Single Game by a Rookie, NFL History

Player	Team	Opponent	Date	Yards	Att.	Avg.	TD
1. Mike Anderson	Denver	New Orleans	12/3/00	251	37	6.8	4
2. Corey Dillon	Cincinnati	Tennessee	12/4/97	246	39	6.3	4
3. Jim Brown	Cleveland	L.A. Rams	11/24/57	237	31	7.6	4

### Most Rushing Yards in a Single Game, NFL History

Player	Team	Opponent	Date	Yards	Att.	Avg.	TD
1. Jamal Lewis	Baltimore	vs. Cleveland	9/14/04	295	30	9.8	2
2. Corey Dillon	Cincinnati	vs. Denver	10/22/00	278	22	12.6	2
3. Walter Payton	Chicago	vs. Minnesota	11/20/77	275	40	6.9	1
4. O.J. Simpson	Buffalo	at Detroit	11/25/76	273	29	9.4	2
5. Shaun Alexander	Seattle	vs. Oakland	11/11/01	266	35	7.6	3
6. Mike Anderson	Denver	at New Orleans	12/3/00	251	37	6.8	4

### Most Rushing Yards in Consecutive Games, NFL History

Player	Team	Yards	Dates	Opponents	Yds. in each Game
1. O.J. Simpson	Buffalo	476	11/25/76-12/5/76	at Detroit and at Miami	273 and 203
2. Walter Payton	Chicago	467	11/13/77-11/20/77	vs. K.C. and vs. Minn.	192 and 275
3. Mike Anderson	Denver	446	11/26/00-12/3/00	at Seattle and at N.O.	195 and 251

half. Anderson moved into the starting lineup in Wk. 2 at Ariz. (9/23) for the injured Davis (right knee) and rushed for 58 yds. on 19 carries (3.1), with a long of 12 yards. He played in a reserve role in the opener vs. the Giants (9/10) and rushed for 10 yds. and a touchdown on six carries.

**2000:** Anderson was named NFL Offensive Rookie of the Year by the Associated Press, *Pro Football Weekly* and *Football Digest*; NFL Rookie of the Year by *USA Today*; NFL Offensive Rookie of the Month and AFC Offensive Player of the Month for December, and NFL Offensive Rookie of the Month for September while he earned earned All-Rookie honors from *Pro Football Weekly*, *Football News* and *Football Digest*. He played in all 16 games and started 12 (Gms. 2-4, 6-8 and 11-16) and was the third leading rusher in the AFC (4th NFL) with a franchise rookie-record 1,487 yards (4th best season in franchise history and tied for 5th best by a rookie in NFL history) and 15 touchdowns on 297 carries (5.0), with a long of 80. He also caught 23 passes for 169 yards (7.3) to give him a franchise rookie-record 1,656 total yards from scrimmage, seventh most in the AFC (12th NFL). Anderson's 15 touchdowns and one two-point conversion gave him 92 total points on the season, fourth most in the AFC (15th NFL). In his last eight starts, Anderson averaged 125.4 yds. per game (1,003 yds.), and in his 12 starts overall averaged an NFL-best 121.5 yds. per game. His 577 yds. in Games 12-14 was the best three-game total in franchise history (previous best: Terrell Davis, 512, 1998) and the fifth best three-game total in NFL history while his 5.0 yds.-per-carry average was the best in the AFC (3rd NFL) that season for players with 100 or more carries and ranked third in franchise history (No. 1 by a rookie). Anderson's 15 rushing touchdowns led the AFC and ranked second in the NFL; set a franchise rookie record; tied for second most by a Bronco in a single season; tied for second most by a rookie in NFL history and already placed him eighth on Denver's all-time career list. Anderson led all NFL rookies in rushing yards, touchdowns, rushing touchdowns, scoring and first downs (84), and ranked second in total yds. from scrimmage. He also ranked fourth in the AFC (15th NFL) in total touchdowns and tied for fifth in first downs (17th NFL). Additionally, Anderson's 297 rushing attempts were the most by a rookie in Broncos history and were fourth most overall in franchise history. Anderson's six 100-yd. rushing games tied the franchise rookie record (Humphrey, 1989) while his four games of 30 or more carries were the most by any player in franchise history in the same season. In the season finale vs. S.F. (12/23), Anderson rushed for 85 yds. on 26 carries (3.3) and scored two touchdowns in Denver's 38-9 win to solidify the best rushing season by a rookie in Broncos franchise history. In Wk. 15 vs. Sea. (12/10), Anderson notched his franchise rookie-record sixth 100-yd. rushing day of the season with 131 yds. on 29 carries (4.5) with a long of 19 and two touchdowns. He became the first rookie in fran-

## ANDERSON ETCHES NAME IN BRONCOS RECORD BOOK

### Broncos All-Time Top Five Single-Game Rushing and Total Yardage Marks

Rushing					Total Yardage				
Player, Opp. (Date)	Att	Yds	TD		Player, Opp. (Date)	Yds	Rush	Rec	TD
1. Mike Anderson at N.O. (12/3/00)	37	251*	4		1. Anderson at N.O. (12/3/00)	256	251*	5	4
2. Clinton Portis vs. Ari. (12/29/02)	24	228	2		2. Portis, vs. KC (12/7/03)	254	218	36	5
3. Clinton Portis vs. KC (12/7/03)	22	218	5		3. Portis vs. Ari. (12/29/02)	246	228	18	2
4. Terrell Davis vs. Cin. (9/21/97)	27	215	1		4. Davis at Buf. (10/26/97)	236	207	29	1
5. Terrell Davis at Sea. (10/11/98)	30	208	1		5. Davis vs. Cin. (9/21/97)	228	215	13	1

\*NFL rookie records

## ANDERSON AMONG ALL-TIME GREAT BRONCOS RUNNING BACKS

### Broncos All-Time Single-Season Touchdown Leaders, Total and Rushing

Player.....Total TDs	Player.....Rushing TDs
1. Terrell Davis, 1998.....23	1. Terrell Davis, 1998.....21
2. Clinton Portis, 2002.....17	2. Mike Anderson, 2000.....15
3. Mike Anderson.....15	Clinton Portis, 2002.....15
Terrell Davis, 1997.....15	Terrell Davis, 1997.....15
Terrell Davis, 1996.....15	5. Clinton Portis, 2003.....14

chise history to rush for 100 or more yards in three consecutive games. A week earlier at New Orleans (12/3), Anderson posted the best rushing day in franchise history—and fourth best in NFL history—and set an NFL rookie record with 251 yds. on a career-high 37 carries (6.8) to earn both AFC Offensive Player of the Week and Miller Lite NFL Player of the Week. His day included a franchise-record four touchdowns, all on the ground, while his 37 carries tie for second most in team history. Anderson also set a new franchise record with 256 total yds. from scrimmage, and his combined rushing total at N.O. and at Sea. the week before (446 yds.) was the third best two-game total in NFL history (1. O.J. Simpson, 476 in 1976; 2. Walter Payton, 467 in 1977). He surpassed Gary's rookie single-season record of 1,159 yds. (1999) in the game and set a new standard for rushing TDs by a rookie, breaking the record of 7 held by Gary (1999), Terrell Davis (1995) and Bobby Humphrey (1989). In the Saints' game, he became the first player in franchise history to rush for more than 100 yds. in both halves (146/105) and posted his second 100-yd. qtr. in as many weeks (105, 2nd qtr.) Anderson had his previous best day as a pro at Sea. (11/26) and earned AFC Offensive Player of the Week honors for the first time in his career. He broke his own franchise single-game rookie rushing record with 195 yds. and two touchdowns on 30 carries (6.5), including the longest run of his career, an 80-yd. touchdown dash in the 4th qtr., to provide the winning points in a 38-31 triumph. It was the longest scoring run by a rookie in franchise history and tied for the second longest overall. In the Seattle contest, Anderson rushed for a career-best 153 yds. in a half (2nd), including his first 100-yd. qtr. (115 in the 4th). In his seventh start of the season vs. S.D. (11/19), Anderson posted career-best receiving numbers with six catches for 41 yds. (6.8). He logged his third 100-yard game of the season in Wk. 7 vs. Cleve. (10/15) with 103 yds. on 20 carries (5.2), including a 26-yard touchdown run, his longest of the day. In Wk. 3 at Oakland (9/17), Anderson followed his stunning debut with an even more impressive performance, setting a new Broncos rookie record for single-game rushing and earning Miller Lite NFL Player of the Week honors. Starting for the second week in a row in place of Davis (ankle), he rushed for 187 yards—including 109 in the second half alone—on 32 carries (5.8) and caught one pass for 2 yds. in Denver's 33-24 road win. He broke Gary's rookie record of 185 yds. (at Det., 12/25/99) in posting the sixth-best rushing day overall in franchise history, and his 32 carries were second most by a Broncos rookie (tied for sixth most overall). Anderson's day included three runs of 20 yards or more (20, 23 and 29), and gave him the most rushing yards ever by a Bronco in his first two starts while ranking as one of just nine rookies in NFL history to rush for 100 yards or more in his first two starts. Anderson made his first NFL start vs. Atlanta (9/10), filling in for the injured Davis, and rushed for 131 yds. and two touchdowns on 31 carries. In doing so, he became the first player in franchise history to rush for more than 100 yards in his first start. It was just Anderson's second NFL game, and his first seeing any offensive action as he played solely on special teams in the opener at St. Louis (9/4). He scored on runs of 2 and 20 yds. in the 1st and 2nd qtrs., respectively, and caught one pass for 18 yds. on the day. Preseason: Anderson played in all four preseason games and finished third on the team in rushing with 88 yards on 21 carries (4.2), with a long of 24 and two touchdowns. He also tied for the team lead with five special teams tackles and returned one kickoff for 26 yards. In the Broncos' AFC Wild Card playoff loss at Baltimore (12/31), Anderson started at halfback and rushed for 40 yds. on 15 carries and caught two passes for 10 yds. (5.0).

**COLLEGE:** Anderson was a two-time all-conference honoree at Utah, where he finished his two-year career with the best per-game rushing average in school history (102.4). He led the Western Athletic Conference in rushing as a junior with 1,173 yards and 12 touchdowns on 244 carries and served as

### LOWEST DRAFTED NFL ROOKIES TO RUSH FOR 1,000 YARDS, FIRST YEAR

PLAYER	TEAM	YEAR	Yds.	DRAFT POS.
Dominic Rhodes	Indianapolis	2001	1,104	Undrafted
Terrell Davis	Denver	1995	1,117	6th (196th)
Mike Anderson	Denver	2000	1,487	6th (189th)
Don Woods	San Diego	1974	1,162	6th (134th)*
Domanick Davis	Houston	2003	1,031	4th (104th)
Ron Moore	Phoenix	1993	1,018	4th (87th)

\* Woods actually drafted by Green Bay



team captain in his senior campaign when he rushed 1,231 yards and 12 touchdowns on 229 carries to earn All-Mountain West Conference honors. Anderson's 254 rushing yards in the 1999 Las Vegas Bowl set a new school record in his final collegiate game and followed a 204-yard outburst on 32 carries in his final regular season game vs. New Mexico. He was an exercise and sport science major at Utah. Anderson transferred to Utah from Mt. San Jacinto Community College, where he was a two-time JUCO All-American (1996-97) and team most valuable player. He was named California State JUCO Offensive Player in 1997 when he rushed for 1,686 yards, following a 1,511-yard season in '96 that culminated with his team winning the L.A. Bowl.

**PERSONAL:** Anderson is a graduate of Fairfield Central High School in Fairfield, S.C., where he did not compete in sports. He played drums in the school's marching band. Anderson spent four years in the U.S. Marine Corps upon completion of high school. Michael Moschello Anderson was born Sept. 21, 1973, in Winnsboro, S.C. He has two sons, Ritho (9) and Mike Jr. (3), and one daughter, Mykah Chanel (2).

#### ANDERSON'S REGULAR SEASON RECORD

		RUSHING							RECEIVING				SCORING						
Year	Club	G	S	No.	Yds.	Avg.	LG	TD	No.	Yds.	Avg.	LG	TD	TD	TDr	Tdp	TDrt	2pt	Pts.
2000	Denver	16	12	297	1,487	5.0	80t	15	23	169	7.3	18	0	15	15	0	0	1	92t
2001	Denver	16	7	175	678	3.9	62t	4	8	46	5.8	16	0	4	4	0	0	0	26
2002	Denver	15	12	84	386	4.6	32	2	18	167	9.3	52	2	4	2	2	0	0	24
2003	Denver	12	5	70	257	3.7	44	3	12	53	4.4	18	2	5	3	2	0	0	30
CAREER TOTALS		59	36	626	2,808	4.5	80t	24	61	435	7.1	52	4	28	24	4	0	2	172

#### ANDERSON'S POSTSEASON RECORD

		RUSHING								RECEIVING					SCORING					
Year	Club	G	S	No.	Yds.	Avg.	LG	TD	No.	Yds.	Avg.	LG	TD	TD	TDr	TdP	TDrT	2pt	Pts.	
2000	Denver	1	1	15	40	2.7	13	0	2	10	5.0	8	0	0	0	0	0	0	0	
2003	Denver	1	0	0	0	0.0	—	0	0	0	0.0	—	0	0	0	0	0	0	0	
CAREER TOTALS		2	1	15	40	2.7	13	0	2	10	5.0	8	0	0	0	0	0	0	0	

#### ANDERSON'S SINGLE GAME HIGHS

(Postseason in parenthesis)

**Most rushes** — 37 at New Orleans, 12/3/00 (15 at Baltimore, 12/31/00). **Most rushing yards** — \*251 at New Orleans, 12/3/00 (40 at Baltimore, 12/31/00). **Longest rush** — 80 (TD), at Seattle, 11/26/00 (13 at Baltimore, 12/31/00). **Most rushing TDs** — 4 at New Orleans, 12/3/00 (none). **Most receptions** — 6 vs. San Diego, 11/19/00 (2 at Baltimore, 12/31/00). **Most receiving yards** — 53 vs. Miami, 10/13/02 (10 at Baltimore, 12/31/00). **Longest reception** — 52 vs. Miami, 10/13/02 (8 at Baltimore, 12/31/00). **Most receiving TDs** — 1 vs. Miami, 10/13/02 and at San Francisco, 9/15/02 (none). **Most rushing yards in one quarter** — 115 (4th qtr.) at Seattle, 11/26/00. **Most rushing yards in one half** — 153 (2nd half) at Seattle, 11/26/00. **Most total yards** — \*256 (251 rush./5 rec.) at New Orleans, 12/3/00 (50 (40 rush./10 rec.) at Baltimore, 12/31/00). **Most total touchdowns** — 4 (all rush.) at New Orleans, 12/3/00 (none). **Most kickoff returns** — 2 at New York Jets, 12/8/02 (none). **Most kick-off return yards** — 39 at New York Jets, 12/8/02 (none). **Longest kickoff return** — 23 at New York Jets, 12/8/02 (none). \*NFL Rookie Record; Broncos franchise record



### CHAMP BAILEY

6-0 • 192 • 6TH YR. • GEORGIA

**BORN:** June 22, 1978, in Folkston, Ga.

**HIGH SCHOOL:** Charlton County High School, Folkston, Ga.

**ACQUIRED:** Trade with Washington, 2004

**PRO YEAR:** 6th • **YEAR WITH BRONCOS:** 1st

**NFL GAMES PLAYED/STARTED:** 80/80 • **POSTSEASON:** 2/2

24

#### CORNERBACK

In one of the biggest acquisitions in recent years, four-time Pro Bowl cornerback Champ Bailey joins the Broncos and will immediately make an impact in the team's secondary. A "lock-down" cornerback, Bailey is regarded as one of the NFL's top covermen and will help to solidify Denver's already strong defense, which finished the 2003 season as the league's No. 4 unit (6th against the pass). In a trade with Washington, the Broncos acquired Bailey and Washington's second-round pick (41st overall) in exchange for running back Clinton Portis. Entering his sixth year in the NFL, Bailey not only is one of the top players at his position, but he is one of the most durable. In five seasons with Washington, Bailey has not missed a game, starting all 80.

#### 24's TROPHY CASE

Pro Bowl Selections (4) . . . . 2000-03

In that time, he has posted 361 total tackles (293 solo), 18 interceptions for 122 yards, 95 passes defended four fumble recoveries and two forced fumbles. Additionally, he started two games in the postseason (1999) with the Redskins, making six solo tackles. During his tenure in Washington, Bailey earned four consecutive appearances in the Pro Bowl (2000-03). Entering the league following his junior year at Georgia, he was the Redskins' first-round selection (seventh overall) in the 1999 NFL Draft. While at Georgia, Bailey played 33 games (24 starts), posting 147 total tackles, two fumble recoveries, one forced fumble, eight interceptions and 27 passes defended. He was a unanimous All-American and All-SEC first-team selection and claimed the Bronko Nagurski Award as America's top defensive player.

**2003:** Bailey—who in 2003 earned his fourth consecutive trip to the Pro Bowl—was a 16-game starter for Washington and finished the season with 72 tackles (61 solo), two interceptions, two fumble recoveries and one forced fumble. In the season opener vs. the New York Jets (9/4), he recorded four tackles (3 solo) and was a part of a defensive secondary that held the Jets to 105 passing yards. Against Atlanta (9/14), Bailey had three tackles, two passes defended and held the Falcons' top receiver, Pearson Price, to just two receptions for 28 yards. He posted six tackles (4 solo) and five passes defended vs. the New York Giants (9/21) and recorded six tackles (all solo), one interception (Brady) and one forced fumble vs. New England (9/28). Bailey also made a key play on the Patriots' first possession of the second half when he forced a fumble that was recovered by Matt Bowen at the 1-yard line leading to a Ladell Betts touchdown. At Philadelphia (10/3), he finished with eight tackles and recorded two tackles vs. Tampa Bay (10/12). He recorded six tackles (all solo) at Buffalo (10/19) and posted three tackles (2 solo) and one pass defended at Dallas (11/2). Versus Seattle (11/9), Bailey had five tackles (2 solo) and followed that up with nine tackles (all solo), two pass defended and one fumble recovery at Carolina (11/16). Against Miami (11/23), he had four tackles (all solo) and one pass deflection while recording an identical stat line the next week vs. New Orleans (11/30). Bailey had two tackles (1 solo) and his second interception of the season (Collins) plus a fumble recovery and a pass defended against the New York Giants (12/7) in the Meadowlands. He recorded three tackles (all solo) and two passes defended at Chicago (12/21) the next week but left the game in the second quarter due to a facial contusion. In the season finale vs. Philadelphia (12/27), he recorded five tackles (4 solo) and one pass deflection.

**2002:** Bailey once again proved himself as one of the premier cornerbacks in the league, continually shutting down the opponent's top receiving threat while setting a single-season career-high in tackles with 84 (67 solo) and adding three interceptions. His efforts in 2002 were rewarded in the form of his third consecutive bid to the Pro Bowl, the league's annual all-star contest held in Honolulu. In the season opener against Arizona, Bailey posted seven tackles and intercepted Cardinals quarterback Jake Plummer for the sixth time in his career. Against Philadelphia (9/16), he recorded six tackles and saw his first action on offense since 2000, taking a reverse four yards. Against San Francisco (9/22), he recorded four tackles and an interception, and at Tennessee (10/6), he posted six stops and an interception. At Green Bay (10/20), Bailey recorded five tackles and two passes defended while posting six tackles and two pass defended at Seattle (11/3). Against New York (11/17), he set his single-game career for passes defended with seven and had eight stops. He also made his first appearance of the season at punt returner, fielding three punts for seven yards. Against St. Louis (11/24), Bailey made nine stops and had a pass deflection as well as three punt returns for 47 yards. Against Dallas on Thanksgiving, he posted five tackles and three pass defended and had his best day returning punts with five returns for 69 yards and a long of 38. Against Houston (12/22), he recorded three tackles and three passes defended.

**2001:** Bailey started all 16 games in 2001 at cornerback and was named a first alternate on the NFC Pro Bowl squad. He earned an invite to the Pro Bowl after Eagles CB Troy Vincent withdrew due to injury. He finished fifth on the team in tackles (51) and tied for second in interceptions (3). He also is credited with a team-high 18 passes defended, one forced fumble and a fumble recovery. He opened the season with four tackles, one interception and one fumble recovery at San Diego (9/9). He made three tackles and one pass deflection at Green Bay (9/24) and recorded four tackles and two passes defended the next week vs. Kansas City (9/30). In Week 4 at NY Giants (10/7), he made four tackles and recorded his first career forced fumble. He held receiver Joey Galloway to only four receptions the next week (10/15) in Dallas. Bailey recorded five tackles vs. Car (10/21) and the next week at NYG, he made one tackle and three passes defended. In Week 8 vs. Seattle, he picked off a Matt Hasselbeck pass on Seattle's 12-yard line. The interception set up Brett Conway's 43-yard field goal and gave the Redskins the early lead in their 27-14 victory over the Seahawks. Bailey held NFL then-leading receiver Rod Smith to only three catches for 25 yards at Denver (11/18). The next week at Philadelphia he made five tackles, three passes defended and held the Eagles' leading receiver, James Thrash, to four catches for 32 yards. Bailey matched up against Thrash again in Week 14 (12/16) and held him to only two receptions for 15 yards. He had six tackles and a pass deflection the next week vs. Chicago and recorded four tackles, an interception and three passes defended at New Orleans (12/30). The Redskins kicked a field goal off the interception and took a lead the Saints could not overcome. In the season finale vs. Arizona (1/6), he held NFL then-leading receiver David Boston to his fewest receptions (2) all season.



**2000:** Bailey was voted a starting CB on the NFC Pro Bowl team after becoming one of the league's most feared defensive backs. He also helped anchor the NFL's second-rated pass defense. He tallied team-highs in INTs (five) and passes defended (14). He was seventh on the Redskins in tackles with 66 (52 solo), made five solo stops on special teams and recovered one fumble. Bailey was also a weapon on offense, catching three passes for 78 yards (26.0 avg.), including a long of 42, and rushing for one TD. He was named The Quarterback Club Redskins Player of the Year, beating out RB Stephen Davis and DEs Bruce Smith and Marco Coleman. In Week 1 vs. Carolina, he posted a career-high eight solo tackles. The next week at Detroit, he intercepted two passes, one of them a one-handed grab at the Redskins' 6-yard line on a ball that went through the receiver's hands. Bailey had another huge game in Week 3 vs. Dallas, recovering his first career fumble and returning his first career punt 54 yards after taking a handoff on a reverse from Deion Sanders. The return set up a 33-yard TD drive capped by Stephen Davis' 7-yard run. He also saw his first action at WR in that game. He started at CB and WR in Week 7 vs. Baltimore. In Week 10 at Arizona, he used his exceptional speed to save a TD on a kickoff return, outrunning and tackling MarTay Jenkins. Bailey made a key INT at St. Louis in Week 11, catching a Trent Green pass 9 yards deep in the end zone and returning it 48 yards with 5:38 left, ruining a Rams attempt to trim an 11-point deficit in the Redskins' 33-20 win. The next week vs. Philadelphia, he recorded a pass defended for the sixth consecutive game and made five tackles (four solo). He caught his first career pass, a 24-yarder, in Week 14 at Dallas. He was Mr. Versatility in the season-finale vs. Arizona, catching two Brad Johnson passes for 54 yards, including a 12-yarder on 3rd-and-seven and a 42-yarder on 3rd-and-five. He also rushed once for a 7-yard TD. Plus, he intercepted a pass, made five solo tackles and posted a season-high four passes defended. Overall, he participated in 70 plays (eight offense, 53 defense, nine special teams).

**1999:** As a rookie, Bailey showed he has the tools to be a star CB in the NFL. One of the most versatile and athletic players to enter the league in 1999, he started all 16 regular-season games at CB, finishing second on the Redskins in INTs (five), first in passes defended (17) and fifth in tackles (83), including 55 solo stops. He also saw consistent action on special teams, collecting 54 blocks and 14 tackles (10 solo). In the Redskins' first preseason game vs. New England, he started and intercepted a Drew Bledsoe pass, returning it 46 yards for a TD. In the season-opener vs. Dallas, he picked off a Troy Aikman pass and made seven tackles. He finished second on the team in tackles in Week 2 vs. the Giants (eight total, seven solo) and limited star WR Keyshawn Johnson to only three catches in the Redskins' 27-20 win over NYJ in Week 3. Bailey made eight tackles (six solo) in Week 4 vs. Carolina, tying Derek M. Smith for second on the team. His biggest game came in the Redskins 24-10 win over Arizona in Week 5. While the Redskins defense held the Cardinals to 274 yards, Bailey intercepted three passes, becoming the youngest player in NFL history and 15th Redskin to perform such a feat. He returned one INT 59 yards for a second-quarter TD on the way to earning NFC Defensive Player of the Week honors. The next week vs. Chicago, Bailey was third on the team with eight tackles (seven solo) and had a pass defended and a forced fumble. He also tallied five blocks on punt returns. The NFL again honored Bailey, naming him Rookie Defensive Player of the Month for October. In Week 9 at Philadelphia, he made his first sack and had one pass defended, two solo tackles, three blocks on punt returns and one tackle on kickoff coverage. He picked off his fifth pass vs. Arizona in Week 13 and collected a team-high two solo tackles on kickoff coverage. In the regular-season finale vs. Miami, he had a season-high 10 tackles (seven solo), two passes defended and two blocks on punt returns. He started both playoff games and made six tackles.

**COLLEGE:** Bailey was regarded as one of college football's greatest multiple threats (offense, defense, special teams) in his three seasons at Georgia. The following numbers from his 1998 junior year tell why: 52 tackles (four for losses), three INTs, seven passes defended, 47 catches for 744 yards (15.8 avg.) five TDs, 84 yards rushing on 16 carries, 12 kickoff returns for 261 yards and four punt returns for 49 yards. He averaged 103.5 all-purpose yards per game and logged 957 plays (547 defense, 301 offense, 109 ST). Against Virginia in the Peach Bowl, he caught three passes for 73 yards, including a 14-yard TD, rushed three times for 9 yards, returned five kickoffs for 104 yards, returned a punt 12 yards and made two tackles and one pass defended at CB. In his college career, he played in 33 games (24 starts) posting 147 total tackles, two fumble recoveries, one forced fumble, eight INTs and 27 passes defended. He was a unanimous All-American and All-SEC first-team selection and claimed the Bronko Nagurski Award as America's top defensive player. He was an All-SEC first-team selection as a sophomore, starting every game at left CB and one game at WR. Bailey set a school indoor long jump record in 1998 of 25-10 3/4 feet to finish third at the SEC Indoor Track and Field Championships.

**PERSONAL:** Bailey attended Charlton County High School in Folkston, Ga. He was a Class A all-state selection, earning All-USA Today honorable mention and was also a second-team all-south selection. He was voted MVP in each of his final three seasons and rushed for 1,858 yards and 28 TDs, threw for 277 yards, averaged 33.3 yards on punts and made 37 tackles and two INTs as a senior. In high school, he rushed for 3,573 yards with 58 TDs, passed for 1,211 yards with 10 scores and gained 5,855 yards with 394 points. He also made 80 tackles, eight INTs and four fumble recoveries. Bailey was an all-state honorable mention selection in basketball and the state high jump champion as a junior. His younger brother, Boss, was selected by the Detroit Lions


in the first round of the 2003 NFL Draft. Boss is a former All-American linebacker at Georgia. He was involved in the Redskins' All-Stars program, encouraging kids to get involved in community service and volunteerism. He also participated in the annual Redskins Season Kickoff Cruise to support the Darrell Green Youth Life Foundation and sponsors a child at the foundation's "Christmas with the Redskins" party each year. Bailey was a part of the Washington Redskins Leadership Council All Stars public service announcement with children from the Sterling Community Center to promote and encourage community service. Bailey and his wife, Hanady, live in Sterling, Va., with their son, Keevan. Born June 22, 1978, he hails from Folkston, Ga.

### BAILEY'S REGULAR SEASON RECORD

Year	Club	G	S	UT	A	TT	S-Yds.	I-Yds.	PD	FF	FR	TD-Int.	TD-FR	S	Pts.
1999	Washington	16	16	64	19	83	1-6	5-55	17	0	0	1	0	0	6
2000	Washington	16	16	52	14	66	0-0	5-48	14	0	1	0	0	0	0
2001	Washington	16	16	49	7	56	0-0	3-17	19	1	1	0	0	0	0
2002	Washington	16	16	67	17	84	0-0	3-2	28	0	0	0	0	0	0
2003	Washington	16	16	61	11	72	0-0	2-0	17	1	2	0	0	0	0
<b>CAREER TOTAL</b>		<b>80</b>	<b>80</b>	<b>293</b>	<b>68</b>	<b>361</b>	<b>1-6</b>	<b>18-122</b>	<b>95</b>	<b>2</b>	<b>4</b>	<b>1</b>	<b>0</b>	<b>0</b>	<b>6</b>

### BAILEY'S POSTSEASON RECORD

Year	Club	G	S	UT	A	TT	S-Yds.	I-Yds.	PD	FF	FR	TD-Int.	TD-FR	S	Pts.
1999	Washington	2	2	6	0	6	0-0	0-0	0	0	0	0	0	0	0



## SAM BRANDON

6-2 • 200 • 3RD YR. • NEVADA-LAS VEGAS

BORN: July 5, 1979, in Toledo, Ohio

HIGH SCHOOL: John W. North High School, Riverside, Calif.

ACQUIRED: Draft #4 (131st overall), 2002

PRO YEAR: 3rd • YEAR WITH BRONCOS: 3rd

NFL GAMES PLAYED/STARTED: 32/12 • POSTSEASON: 1/1

42

SAFETY

**S**am Brandon enters his third year with the Broncos, and with the valuable playing time he has earned the past two seasons—including 10 starts last year—will make an impact in Denver's revamped secondary. Last season, he played in 16 games, making a career-best 10 starts, and tallied 47 tackles (44 solo) with and interception and six passes defended. In 32 career games (12 starts), Brandon has 75 tackles (60 solo), one interception, eight passes defended with one forced and one fumble recovered. A superb athlete, he began his college career at UNLV as a wide receiver before shifting to free safety as a junior, and he is a big, physical, athlete who can lay down a big hit when needed. The unquestioned leader of the UNLV defense, Brandon received the team's John Robinson Man of the Year Award in 2001 and finished his college career having played in 23 games on defense (all starts) and posted 181 tackles (113 solo), three interceptions and 16 pass deflections. Brandon was the Broncos' 4th-round pick (131st overall) of the 2002 NFL Draft.

**2003:** Brandon played in all 16 games, starting 10 at free safety, and posted 57 tackles (44 solo), an interception and six pass deflections. In the opener at Cin. (9/7), he made seven tackles (5 solo) and broke up one pass. He added another pass deflection in Wk. 2 at S.D., as well as five tackles (3 solo). In Wk. 3 vs. Oak. (9/22), Brandon made five tackles. In Wk. 5 at K.C. (10/5) he totaled seven tackles (5 solo) and a pass deflection. Brandon tallied a season-high eight tackles (5 solo) in Wk. 6 vs. Pit. (10/12) and the following week at Min. (10/19), he amassed six tackles (5 solo). He also added five solo tackles vs. N.E. (11/3). He played on special teams only vs. S.D. (11/16) and vs. Chi. (11/23) but recorded a special teams tackle in each contest. Brandon saw limited action on the defensive side of the ball at Oak. (11/30) but did register two special teams tackles. He recorded two solo tackles vs. K.C. (12/7) and a special teams stop vs. Cle. (12/14). At Ind. (12/21), Brandon replaced an injured Nick Ferguson (wrist) early in the 3rd quarter and registered a solo tackle and a special teams tackle. After returning to the starting lineup in the final game of the season, he recorded seven tackles (6 solo), a pass deflection and an interception. Brandon's interception came in the end zone when Brett Favre overthrew tight end Wesley Walls. He started at free safety in the Broncos' AFC Wild Card game at Ind. (1/4) and registered a team-high 10 solo tackles.



**2002:** Brandon played in all 16 games and made two starts (at K.C., 10/20 and at Sea. 11/17), posting 18 tackles (16 solo), a forced fumble, two passes defended and a fumble recovery. He added 11 more tackles on special teams to rank fifth on the team and blocked a punt vs. S.D. (10/6) for a safety. Brandon saw significant action on defense in each of the last five games, closing with a solo tackle and a pass defended in the season finale vs. Ariz. (12/29). At Oak. (12/22), he posted two solo tackles one week after posting three tackles and his first career pass defended vs. K.C. (12/15). He made two special teams stops in the Chargers' game (12/1). Brandon started at free safety in place of Izell Reese (groin) at Sea. (11/17) and recorded two tackles and forced a fumble that he also recovered. He saw action on defense vs. Oak. (11/11) and posted two solo tackles. Brandon made his first NFL start at K.C. (10/20), replacing suspended strong safety Kenoy Kennedy, and performed well with six tackles (4 solo). His open-field tackle on Priest Holmes on a third-and-2 play with 3:52 remaining in regulation forced the Chiefs to attempt a field goal, which they missed, setting up Denver's game-tying touchdown drive. Brandon blocked a Darren Bennett punt vs. S.D. (10/6), resulting in a safety to give the Broncos a 16-0 lead in an eventual 26-9 win. He saw his first career defensive action at Balt. (9/30) and made one solo tackle. Brandon's first career special teams tackle came in his NFL debut vs. St. Louis (9/8) when he dropped Lamar Gordon on the 16-yd. line on a kick return.

**COLLEGE:** Brandon earned All-Mountain West Conference first-team honors and was named his team's most valuable player following an outstanding senior season at UNLV in which he started all 11 games at free safety and led the team with 99 tackles (61 solo). He also deflected nine passes, intercepted two (90 ret. yds.), recovered two fumbles and caused another. After Brandon's junior year, he earned All-Mountain West Conference honorable mention in his first season at safety. He led the team with 82 tackles (52 solo), including a stop for a 2-yd. loss, and also posted an interception (22-yd. return), seven pass breakups and a blocked field goal. Brandon sat out the entire 1999 season to fulfill academic requirements. In 1998, Brandon appeared in nine games, starting three contests at wide receiver, and finished with 12 receptions for 122 yds. (10.2) and a touchdown. Brandon redshirted in 1997.

**PERSONAL:** Brandon lettered three times in football at John W. North High School in Riverside, Calif., where he helped the Huskies to a 14-0 record and a CIF championship during his junior year. He was named first team all-league in 1995-96 and was also tabbed first team All-CIF in '96. Brandon also played forward on the basketball team and competed in five track events as well, including the 200 meters. Samuel Terrill Brandon was born July 5, 1979, in Toledo, Ohio. He has two daughters, Samaya (7) and Nakayla (5).


#### BRANDON'S REGULAR SEASON RECORD

Year	Club	G	S	UT	A	TT	S-Yds.	I-Yds.	PD	FF	FR	TD-Int.	TD-FR	S	Pts.
2002	Denver	16	2	16	2	18	0-0	0-0	2	1	1	0	0	0	0
2003	Denver	16	10	44	13	57	0-0	1-0	8	1	1	0	0	0	0
<b>CAREER TOTAL</b>		<b>32</b>	<b>12</b>	<b>60</b>	<b>15</b>	<b>75</b>	<b>0-0</b>	<b>1-0</b>	<b>10</b>	<b>2</b>	<b>2</b>	<b>0</b>	<b>0</b>	<b>0</b>	<b>0</b>

**ADDITIONAL STATISTICS:** Special teams tackles - 2002 (11), 2003 (6), TOTAL (17). Brandon blocked a Darren Bennett punt vs. San Diego (10/16/02) for a safety.

#### BRANDON'S POSTSEASON RECORD

Year	Club	G	S	UT	A	TT	S-Yds.	I-Yds.	PD	FF	FR	TD-Int.	TD-FR	S	Pts.
2003	Denver	1	1	10	0	10	0-0	0-0	0	0	0	0	0	0	0



### COOPER CARLISLE

6-5 • 295 • 5TH YR. • FLORIDA

**BORN:** Aug. 11, 1977, in Greenville, Miss.

**HIGH SCHOOL:** McComb High School, McComb, Miss.

**ACQUIRED:** Draft #4b (112th overall), 2000

**PRO YEAR:** 5th • **YEAR WITH BRONCOS:** 5th

**NFL GAMES PLAYED/STARTED:** 47/2 • **POSTSEASON:** 2/0

65

GUARD/TACKLE

Cooper Carlisle enters his fifth season with the Broncos and looks to soar to new heights after earning his most significant playing time last season. He played in all 16 games, making two starts, including the first of his career at Indianapolis (12/21) in place of the injured Dan Neil. Carlisle picked up another start the next week at Green Bay (12/28) in the regular-season finale. Strong and talented, Carlisle has played in 47 games for the club on both special teams and on the offensive line. He joined the Broncos as the club's second of two fourth round picks (112th overall) in the 2000 NFL Draft.

**2003:** Carlisle saw action in all 16 games and started two, replacing Dan Neil (ankle) at RG at Ind. (12/21) and at G.B. (12/28), helping the Broncos rush for a franchise-record 2,629 yds. while tying for the fourth-fewest sacks allowed in team history. Most of his action on the season came on special teams, but he also contributed in a reserve role and as a tackle-eligible in goal-line situations in several games. In Week 2 at S.D. (9/14) Carlisle recorded his first-ever reception for his first career touchdown. The score came on a 6-yd. toss from Jake Plummer in the second quarter. Carlisle became the first Broncos offensive lineman to catch a touchdown pass since T Dave Studdard on Sept. 9, 1986, (at Phi.). In Wk. 4 vs. Det. (9/28) he finished the game at LG after regular LG Ben Hamilton moved to center late in the contest to replace the injured Tom Nalen (ankle). In Wk. 8 at Balt. (10/26), Carlisle saw some action at left tackle, alternating with Blake Brockermeyer, then replaced Matt Lepsis at right tackle midway through the second quarter after Lepsis was disqualified. He again played several series at LT vs. N.E. (11/3), and replaced Dan Neil at RG in the 4th qtr. vs. S.D. (11/16). Carlisle made his first career start at Ind. (12/21) when he replaced Dan Neil (ankle) at right guard and played a key role in paving the way for the Broncos to rush for 227 yds. and three touchdowns in a crucial road win that clinched a playoff spot for Denver. He started at right guard again the following week at G.B. (12/28) with Neil inactive (ankle). Carlisle saw action on special teams and in a reserve role in the Broncos' AFC Wild Card game at Ind. (1/4).

**2002:** Carlisle was declared inactive for 15 of the 16 games. He saw his only action of the season, on special teams, at Balt. (9/30).

**2001:** Carlisle played on special teams in all 16 games. His only action on the offensive line came vs. Sea. (12/9), replacing an injured Matt Lepsis at right tackle for several plays in the 3rd qtr.

**2000:** Carlisle played in each of the final 14 games, primarily on special teams. He saw his first action on offense in the 4th qtr. at Cin. (10/22) when he replaced an injured Tony Jones at left tackle. Carlisle's first NFL action came on special teams at Oak. (9/17) after being declared inactive for the first two games. Carlisle saw action on special teams in the AFC Wild Card Game at Balt. (12/31).

**COLLEGE:** Carlisle played in 48 games and started 32 in his four-year career at Florida, making starts at four different positions: left guard, right guard, left tackle and right tackle. A four-year Southeastern Conference Academic Honor Roll selection, he was named All-America and All-SEC as a senior in 1999 when he started all 13 games as a team tri-captain. He was also a co-recipient of the team's Leadership Award. As a junior, Carlisle was co-recipient of the Gators' Most Consistent Award and received the James Kyne Award as Florida's offensive lineman iron-man, playing in 12 games and starting nine. He received the Dr. Lombardi GPA Award during the spring before his sophomore season (1997) and went on to play in all 12 games with four starts at left tackle. Carlisle played in all 11 games and started six at left tackle as a redshirt freshman and was co-recipient of the offensive squad's Most Improved Freshman award during the spring. He was redshirted in 1995. Carlisle was a business/finance major at Florida.

**PERSONAL:** Carlisle was a *Blue Chip Illustrated* All-America selection, adding *USA Today* honorable mention and first-team all-state honors as a three-year starter at McComb (Miss.) High School. He was rated one of the nation's top 15 offensive linemen by *Blue Chip Illustrated*, and he was chosen to play in the Mississippi-Alabama all-star game. Cooper's hobbies include hunting and fishing. His brother, Will, played on the offensive line at Tulane, and his uncle, Duke Carlisle, was a quarterback at Texas who went on to play in the NFL. Cooper Morrison Carlisle was born Aug. 11, 1977, in Greenville, Miss. He and his wife, Suzy, make their home in Redding Shores, Fla.

#### CARLISLE'S REGULAR SEASON RECORD

Year	Club	G	S
2000	Denver	14	0
2001	Denver	16	0
2002	Denver	1	0
2003	Denver	16	2
<b>CAREER TOTALS</b>		<b>47</b>	<b>2</b>

#### CARLISLE'S POSTSEASON RECORD

Year	Club	G	S
2000	Denver	1	0
2003	Denver	1	0
<b>CAREER TOTALS</b>		<b>2</b>	<b>0</b>



**DWAYNE CARSWELL****6-3 • 260 • 11TH YR. • LIBERTY****BORN:** Jan. 18, 1972, in Jacksonville, Fla.**HIGH SCHOOL:** University Christian High School, Jacksonville, Fla.**ACQUIRED:** Rookie Free Agent, 1994**PRO YEAR:** 11th • **YEAR WITH BRONCOS:** 11th**NFL GAMES PLAYED/STARTED:** 141/67 • **POSTSEASON:** 10/2**77****TACKLE**

**D**wayne Carswell, often referred to as the best blocking tight end on the Broncos' roster, will have a chance in 2004 to make an even bigger impact as a protector. In his 11th year with Denver, Carswell makes the switch to tackle and will compete with Matt Lepsis and George Foster for a starting role. This past offseason, Denver loaded up on tight ends with the acquisitions of Byron Chamberlain, O.J. Santiago and Jed Weaver, and even with the retirement of future Hall of Famer Shannon Sharpe, it is believed that Carswell will make an even greater impact on the offensive line than with the tight ends. Carswell has been one of the team's best performers during his decade-long career, not only as a tight end but also on special teams. His career took a major step in a positive direction in 2001 as he was selected to play in the Pro Bowl for the first time in his career after having been voted in as an alternate. Carswell's Pro Bowl berth came a year after a breakthrough season in which he more than doubled his previous career bests with 49 receptions for 495 yards and three touchdowns. He had previously distinguished himself as one of the Broncos' top special teams players, being chosen captain of that unit in 1997. Carswell has played in 141 career games (67 starts), catching 168 passes for 1,506 yards (9.0) with a long of 43 yards and 12 touchdowns while making 31 special teams tackles. He has also played in 10 postseason games (2 starts) and caught nine passes for 75 yards (8.3) with a long of 26 and made two special teams tackles. Carswell has played in every game for the Broncos since 1996, competing in 128 consecutive games entering the 2004 season. He began his career with the Broncos in 1994 as a rookie free agent from Liberty University.

**2003:** Carswell played in all 16 games and started 10, catching six passes for 53 yds. (8.8) and a touchdown, with a long of 19. Nine starts came when the Broncos opened games in a two-tight end set, and his other came at G.B. (12/28) in place of the inactive Shannon Sharpe. Carswell's first catch came in the opener at Cin (9/7). In Wk. 4 vs. Det. (9/28), he caught one pass for 7 yds. and added another catch for 6 yds. and his lone touchdown the next week at K.C. (10/5). In Wk. 8 at Balt. (10/26), Carswell caught one pass for 19 yds. on an over-the-shoulder grab of a Danny Kanell pass. The catch was the Broncos longest play from scrimmage on the day. He caught a pass for 5 yds. vs. Chi. (11/23) and added two special teams tackles. He added another catch for 6 yds. at Oak. (11/30) and then started in the season finale at G.B. (12/28) but did not catch a pass. Carswell saw action as a reserve tight end in the Broncos' AFC Wild Card game at Ind. (1/4) and caught two passes for 12 yds. (6.0) with a long of 7.

**2002:** Carswell played in all 16 games and started seven with four starts coming when the Broncos opened the game in a two-tight end set (at Balt., 9/30; vs. S.D., 10/6; vs. Mia., 10/13 and vs. K.C., 12/15) and also in games 11-13 (at Sea., 11/17; vs. Ind., 11/24 and at S.D., 12/1) as the No. 1 tight end, replacing the injured Shannon Sharpe. He caught 21 passes for 189 yds. (9.0), including a 1-yd. touchdown pass from Brian Griese vs. Buf. (9/22). Carswell tied a season high with five receptions at S.D. (12/1) for 54 yards. He also returned a kickoff for 14 yds. (vs. Ind., 11/24). Carswell also caught five passes for a season-high 57 yards (11.4) vs. Oak (11/11).

**2001:** Carswell—selected to play in the Pro Bowl for the first time—started all 16 games, catching 34 passes for 299 yds. (8.8) with a long of 25 and a career-high four touchdowns. He tied his career single-game best for receptions at K.C. (12/16), with six for 62 yds., matching his effort at Detroit on Christmas Day, 1999. Carswell caught his fourth touchdown of the season at Dal. (11/22) on a 4-yd. pass from Brian Griese to eclipse his previous single-season record. His third touchdown came vs. S.D. (11/11) on a 3-yd. reception from Griese. At Oak (11/5), he caught three balls for a season-high 46 yds. (15.3) with a long of 19. Carswell caught his second touchdown of the season vs. N.E. (10/28) on a 6-yd. pass from Griese in the 3rd qtr. to put Denver ahead 24-20 in an eventual 31-20 win. He caught a season-high four passes for 40 yds. at Sea. (10/14). Carswell's first touchdown of the season came vs. Bal. (9/30) on a 3-yd. toss from Griese. At Ariz. (9/23), he caught two balls for 33 yds. (16.5), with a long of 25, after catching one pass for 25 yds. in the season opener vs. the Giants (9/10).

**77's TROPHY CASE****Pro Bowl Selection** .....2001

**2000:** Carswell started all 16 games at tight end and set career highs in every receiving category by ranking third on the team with 49 receptions for 495 yds. (10.1) and three touchdowns, including a long of 43. He eclipsed his previous career highs for receptions and yds. (24/201, 1999) by Week 8, and his standard for TDs by Game 13. Carswell posted his career-best third touchdown of the season on the longest reception of his career, a 43-yarder from Gus Frerotte at N.O. (12/3). His second came on a 5-yd. pass from Frerotte vs. S.D. (11/19). Carswell's 35-yd. reception at Cin. (10/22) was the longest of his career at the time, en route to a career-high 68 yds. on four receptions. His touchdown came on a 14-yd. pass from Brian Griese at S.D. (10/8), among his three catches for 29 yds. (9.7). Carswell posted a season-high five receptions vs. Atl. (9/10) for a then career-high 54 yds. (10.8), and matched the receptions figure with five for 30 yds. (6.0) vs. Cleve. (10/15). He tied his season-high again with five receptions for 50 yds. (10.0) vs. Oak. (11/13). Carswell started at tight end in the AFC Wild Card Game at Balt. (12/31) and caught two passes for 8 yds. (4.0) with a long of 6.

**1999:** Carswell played in all 16 games and started the last 11, catching 24 passes for 201 yds. (8.4) and two touchdowns, with a long of 20, while also contributing on special teams. He set a new career high with six receptions at Detroit (12/25), for 35 yds., and scored his second touchdown of the season on a 9-yd. pass from Brian Griese in the 4th qtr. Carswell twice caught three passes for 31 yds. (at New England, 10/24 and vs. Minnesota, 10/31), and caught three for 22 at Jax. (12/13). His first touchdown of the season came on a 9-yd. reception from Griese in the 4th qtr. vs. Seattle (12/19). Carswell took over the starting tight end position after Shannon Sharpe went down in Wk. 5 at Oakland (10/10) with a broken clavicle and shared playing time with Byron Chamberlain.

**1998:** Carswell played in all 16 games as the second tight end and caught four passes for 51 yds. (12.8) with a long of 15, as well as on special teams, where he made 10 tackles and forced a fumble (at K.C., 11/16). He started at Seattle (10/11) when the Broncos opened in a two-tight end alignment. Carswell saw action as the second tight end and on special teams in all three postseason games and caught one pass for 7 yds. while making one special teams tackle. The pass reception came in the AFC Championship Game vs. the Jets (1/17/99) while the special teams tackle came in the AFC Divisional Playoff Game vs. Miami (1/9).

**1997:** Carswell contributed in a reserve role at tight end and on special teams in all 16 games and made two starts as Denver opened the game in a two-tight end set at Buffalo (10/26) and Kansas City (11/16). For the year, he recorded 12 receptions for 96 yards (8.0), and scored his first career touchdown on a career-best 24-yard reception from John Elway vs. St. Louis (9/14). In that game, Carswell tied his career high for receptions (4) and set a new career high for receiving yards (47). He also injured tissue on the top of his left foot during the St. Louis game and was held out of practice the following week but did not miss a game. Carswell made 12 special teams tackles on the season while he also recovered a fumble on a kickoff at Buffalo (10/26). He was named the Broncos' special teams captain at midseason, joining offensive captains John Elway and Terrell Davis and defensive captains Steve Atwater and Bill Romanowski. In the postseason, Carswell saw action at tight end in all four postseason games and caught two passes for 30 yards (15.0) with a long of 26 while also contributing one tackle on special teams. In Denver's 31-24 victory in Super Bowl XXXII vs. Green Bay (1/25/98), Carswell caught one pass for four yards and also contributed on special teams. His other postseason grab, a 26-yarder, came in Denver's 14-10 AFC Divisional Playoff win at Kansas City (1/4/98).

**1996:** Carswell saw action in all 16 regular-season games and started one at tight end in place of Shannon Sharpe (at San Diego, 12/22). Most of his action during the regular season came on special teams and as the second tight end on offense. For the season he caught 15 passes for 85 yards and made five special teams tackles according to unofficial press box statistics. He caught a career-high four passes (16 yards) vs. Oakland (12/15) in the Broncos' 24-19 victory and later started at tight end in place of Shannon Sharpe (ankle) at San Diego (12/22) in Denver's regular season finale and caught three passes for 24 yards. Carswell started as the second tight end for Denver against the Chargers on Oct. 6, as the Broncos opened the game in a two-tight end set. He caught a 3-yard pass and made one special teams tackle. He also saw plenty of action at tight end in Denver's regular season opener against the Jets as Shannon Sharpe was nursing a slightly sprained ankle. In Denver's AFC Divisional Playoff vs. Jacksonville, Carswell saw action as the backup tight end, catching two passes for 18 yards with a long of 10 and also contributed on special teams in his first career postseason game.



**1995:** Carswell was declared inactive for seven of the Broncos' first 13 games before making his first career start against Seattle Dec. 10. He replaced the injured Shannon Sharpe (eye) and Jerry Evans (knee) in the starting lineup and did so again the following week at Kansas City (12/17) when he caught two passes for 32 yards, including a career-best 23-yarder. He sprained his ankle on the second play of the game but played through it. For the year, Carswell caught three passes for 37 yards and made two special teams tackles. His first action of the season came at Seattle (10/1) when he played on special teams, and he made his first appearance on offense versus Arizona (11/5). Carswell's first career start came Dec. 10 against Seattle when he caught his first career pass, a 5-yarder from John Elway in the second quarter. He was inactive for the first four games of the season.

**1994:** Carswell spent the first 11 weeks of the season on the practice squad before being moved to the active roster during the week of the Cincinnati game (11/27). He played on special teams during that game and then saw his first duty at tight end the following week at Kansas City (12/4). Carswell again saw action in the following two games, recovering a fumble against the Raiders (12/11), but was inactive in the season finale against New Orleans (12/24).

**COLLEGE:** Carswell finished his career at Liberty with 65 receptions for 511 yards and two touchdowns while posting senior-year totals of 32 receptions for 259 yards (7.9) in 1993. He also played in the Flames' offensive backfield for two seasons, finishing 1991 with 435 yards rushing and five touchdowns. Carswell was coached at Liberty by former Cleveland Browns' head coach Sam Rutigliano.

**PERSONAL:** Carswell, a native of Jacksonville, Fla., earned all-state honors as a junior and senior at Temple and University Christian High Schools. He was named second-team all-state as a sophomore at Temple and also earned all-conference, all-district and all-county honors during his high school career as a safety, running back and wide receiver. Carswell was named in 1999 to the Top 100 Athletes of Jacksonville list. He and his wife, Tamara, make their home in Aurora, Colo., with their daughters, Ashly and Aaron.

#### CARSWELL'S REGULAR SEASON RECORD

Year	Club	RECEIVING				SCORING				2pt.	Pts.
		G	S	No.	Yds.	Avg.	LG	TD	TD		
1994	Denver	4	0	0	0	0.0	0	0	0	0	0
1995	Denver	9	2	3	37	12.3	23	0	0	0	0
1996	Denver	16	2	15	85	5.7	11	0	0	0	0
1997	Denver	16	2	12	96	8.0	24t	1	1	0	6
1998	Denver	16	1	4	51	12.8	15	0	0	0	0
1999	Denver	16	11	24	201	8.4	20	2	2	0	12
2000	Denver	16	16	49	495	10.1	43t	3	3	0	18
2001	Denver	16	16	34	299	8.8	25	4	4	0	26
2002	Denver	16	7	21	189	9.0	19	1	1	0	6
2003	Denver	16	10	6	53	8.8	19	1	1	0	6
<b>CAREER TOTALS</b>		<b>141</b>	<b>67</b>	<b>168</b>	<b>1,506</b>	<b>9.0</b>	<b>43t</b>	<b>12</b>	<b>12</b>	<b>0</b>	<b>74</b>

**ADDITIONAL STATISTICS:** Recovered one fumble and returned one kickoff for 0 yds., 1994. Forced a fumble on special teams, 1998. Returned one kickoff for 0 yds., 2000, and one kickoff for 14 yards, 2002. Scored on a two-point conversion reception, 2001. Special teams tackles — 1994 (0), 1995 (2), 1996 (5), 1997 (12), 1998 (10), 2003 (2), TOTAL (31).

#### CARSWELL'S POSTSEASON RECORD


Year	Club	RECEIVING				SCORING				2pt.	Pts.
		G	S	No.	Yds.	Avg.	LG	TD	TD		
1996	Denver	1	0	2	18	9.0	10	0	0	0	0
1997	Denver	4	0	2	30	15.0	26	0	0	0	0
1998	Denver	3	1	1	7	7.0	7	0	0	0	0
2000	Denver	1	1	2	8	4.0	6	0	0	0	0
2003	Denver	1	0	2	12	6.0	7	0	0	0	0
<b>CAREER TOTALS</b>		<b>10</b>	<b>2</b>	<b>9</b>	<b>75</b>	<b>8.3</b>	<b>26</b>	<b>0</b>	<b>0</b>	<b>0</b>	<b>0</b>

**ADDITIONAL STATISTICS:** Special teams tackles — 1997 (1), 1998 (1), TOTAL (2).

#### CARSWELL'S SINGLE GAME HIGHS

(Postseason in parenthesis)

**Most receptions** — 6 at Kansas City, 12/16/01 and at Detroit, 12/25/99 (2 at Baltimore, 12/31/00 and vs. Jacksonville, 1/4/97). **Most receiving yards** — 68 at Cincinnati, 10/22/00 (26 at Kansas City, 1/4/98). **Most TD Receptions** — 1, 12 times, most recently at Kansas City, 10/5/03). **Longest Reception** — 43 yds. (TD) at New Orleans, 12/3/00 (26 yds. at Kansas City, 1/4/98).



## BYRON CHAMBERLAIN

6-1 • 250 • 10TH YR. • WAYNE STATE

**BORN:** Oct. 17, 1971, in Honolulu, Hawaii

**HIGH SCHOOL:** Eastern Hills High School, Ft. Worth, Texas

**ACQUIRED:** Free Agent, 2004 / Draft #7b (222nd overall), 1995

**PRO YEAR:** 10th • **YEAR WITH BRONCOS:** 7th

**NFL GAMES PLAYED/STARTED:** 106/25 • **POSTSEASON:** 8/0

49

TIGHT END

Byron Chamberlain returns to Denver for his second stint with the Broncos after playing the past three seasons in Washington (2003) and Minnesota (2001-02). With the offseason retirement of Shannon Sharpe, Chamberlain looks to fill a void left by his former teammate. In 106 career games (25 starts), he has posted 167 catches for 2,048 yards (12.3) with six touchdowns and a long of 88. Chamberlain has also appeared in eight postseason games, where he caught five passes for 55 yards (11.0) with a long of 16. After leaving the Broncos following the 2000 season, the 10-year NFL veteran enjoyed his finest season as a pro in his first year with the Vikings (2001). He led all NFC tight ends with 57 catches for 666 yards (11.7) and three touchdowns, and he earned his first trip to the Pro Bowl. The catch total ranked in a tie for fourth all-time among Vikings tight ends for a single season, matching the 57 Steve Jordan had in 1988 and 1981. Chamberlain was drafted by the Broncos in the seventh round (222nd overall) in 1995 out of Wayne State and played his first six years in NFL with Denver. He spent the 1996 World League season with the Rhein Fire and led the league with 58 receptions for 685 yards (11.8) and a league-leading eight touchdowns. Chamberlain re-signed with the Broncos on May 14, 2004.

**2003:** Chamberlain started the season with Minnesota but missed the first four games because of a suspension for violating the NFL's substance-abuse policy. He was waived by the Vikings (9/29) and signed with Washington. In four games (1 start), Chamberlain caught four passes for 29 yards (7.3) with a long of 15. In his first game with Washington vs. Tampa Bay (10/12), he recorded three receptions for 23 yards.

**2002:** Chamberlain, who played 13 games (9 starts), finished his second year in Minnesota fifth on team in receptions (34) and fourth in receiving yards (389). He caught the longest pass of the season by a Viking with 61-yarder at Chicago (9/8) in the season opener and later posted a season-high six catches at NY Jets (10/20). Chamberlain eclipsed the 50-yard mark in receiving yards on three occasions: 61 at Chicago (9/8) on one catch, 54 vs. Detroit (10/13) on five receptions and 50 at New Orleans (12/15) on four catches.

**2001:** Chamberlain, in his first year with Minnesota, earned his first Pro Bowl berth and led all NFC tight ends in receptions. On the season, Chamberlain caught 57 passes for 666 yards (11.7) with three touchdowns, including a 47 yarder, starting 15 of the 16 played. The catch total ranked in a tie for fourth all-time among Vikings tight ends for a single season, matching the 57 Steve Jordan had in 1988 and 1981. In the season opener vs. Carolina (9/9), Chamberlain set the bar with a season-high seven catches—a mark he would match on two other occasions—for 83 yards. The next week, he hauled in five catches for 50 yards at Chicago (9/23) and posted a season-high 88 yards on four catches Tampa Bay (9/30). Chamberlain scored his first touchdown as a Viking on a 19-yard pass from Daunte Culpepper at New Orleans (10/7), finishing the game with two catches for 48 yards. He tied his season high with seven catches vs. Chicago (11/25), and caught his second touchdown of the season vs. Tennessee (12/9), ending the day with four catches for 45 yards. Against Jacksonville (12/23), Chamberlain again matched his season-high with seven catches for 60 yards. He closed out the regular season with a season-long catch for his third touchdown on a 47-yard pass Green Bay (12/30).

**2000:** Chamberlain saw action in a reserve role and on special teams in 15 games and caught 22 passes for 283 yds. (12.9) and one touchdown while adding three tackles on special teams. His touchdown came in Denver's 27-24 win over Oak. (11/13) on Monday Night Football, on an 11-yd. pass from Brian Griese in the 4th qtr., part of his season-best 58-yd. effort. Chamberlain caught a career-high six passes for 55 yds. (9.2) with a long of 14 at S.D. (10/8). A week earlier, he had two catches for 35 yds. (17.5) with a long of 26 vs. N.E. (10/1). Chamberlain's first catch—a 38-yarder—came in the season opener at St. Louis (9/4) on a third-and-16 play from Denver's own 2-yd. line. Chamberlain was declared inactive at Oak. (9/17) because of a hamstring strain. In the AFC Wild Card Game at Balt. (12/31), he played in a reserve role and on special teams, making one special teams tackle and returned a kickoff for 15 yds.



**1999:** Chamberlain played in all 16 games and ranked third on the team with a career-high 32 receptions for 488 yards (15.3) and two touchdowns with a long of 88. Chamberlain had already established personal single-season highs for both yards and receptions by Weeks 6 and 7, respectively, and his 15.3 yds.-per-catch average was the highest on the team. He also had three tackles on special teams. Chamberlain saw increased playing time at tight end the final 11 games after Shannon Sharpe went down with a broken clavicle, which subsequently landed him on injured reserve. Chamberlain's 88-yd. reception on a shovel-pass from Brian Griese vs. Green Bay (10/17) was the longest non-scoring pass play in franchise history, propelling him to his first career 100-yd. game (3-123). The play also represented the seventh-longest pass play overall in club history, and was the longest in the AFC (T3rd NFL) in 1999. Chamberlain matched his career-high with five receptions and scored his first career touchdown vs. Minnesota (10/31). The score came on a 1-yd. pass from Griese that allowed Denver to tie the game at 20 in the 4th qtr. Chamberlain's second touchdown came on a 57-yd. pass from Griese at Jacksonville (12/13) that tied the game at 24 with 1:43 to play.

**1998:** Chamberlain saw action at tight end and on special teams in all 16 games and caught three passes for 35 yards (11.7) with a long of 16 while making five special teams tackles. He caught a pass in each of the first two games, for 7 yds. vs. New England (9/7) and 12 yds. vs. Dallas (9/13), and waited until the season-finales vs. Seattle (12/27) to add another, for a season-long 16 yds. Chamberlain played in all three postseason games and caught five passes for 55 yards (11.0) with a long of 16. His first two postseason receptions (for 26 yds.) came in the AFC Championship Game vs. the Jets (1/31), including the aforementioned 16-yarder. Chamberlain stepped in for an injured Shannon Sharpe (knee) in the second quarter of Super Bowl XXXIII vs. Atlanta (1/31) and came through with three receptions for 29 yds. with a long of 13. He also recovered two Atlanta on-side kicks in the 4th qtr. to help seal Denver's 34-19 win.

**1997:** Chamberlain saw action in 10 of the 16 games as a reserve tight end and special teams performer and caught two passes for 18 yards (9.0), with a long of 9, both coming against St. Louis on Sept. 14 in a 35-14 Broncos victory. He also returned one kickoff for 13 yards (at Kansas City, 11/16). Chamberlain was inactive at Atlanta (9/28), vs. New England (10/6), vs. Seattle (11/2), at San Francisco (12/15) and vs. San Diego (12/21), and was active but did not play at Pittsburgh (12/7). He returned a kickoff for 13 yards at Kansas City (11/16/97). His fumble at the end of the return was recovered by teammate Vaughn Hebron. In the postseason, Chamberlain appeared in three of the four games at tight end and on special teams (exception was Super Bowl XXXII).

**1996:** Chamberlain saw action in 11 regular-season games on special teams and at tight end, catching 12 passes for 129 yards (10.8). He also returned three kickoffs for 49 yards (16.3) and made one special teams tackle. Chamberlain was inactive for the first three games while recovering from a ruptured tendon in his left ring finger. He returned to practice Sept. 18 after missing six weeks, then saw his first game action of the season at Kansas City (9/22). On Oct. 6 vs. San Diego, Chamberlain established a new career high with two receptions for 18 yards, including his first of the year — a 12-yarder on which he put a nice spin move on two San Diego defenders to gain several extra yards. His longest career reception was a 17-yarder vs. Seattle (12/1). Chamberlain set career highs in both receptions (5) and receiving yards (61) vs. Oakland (12/15). On Dec. 22 at San Diego, Chamberlain saw action at tight end, making three catches for 22 yards. In the AFC Divisional Playoffs vs. Jacksonville (1/4/97), he saw action on offense and also contributed on special teams, returning one kickoff for 15 yards.

**1995:** Chamberlain was signed to the active roster Nov. 24 after spending the first 11 games of the season on the practice squad. His first professional game came at Houston (11/26). Chamberlain was elevated to the second-string tight end position for the final three games of the season while Shannon Sharpe was out with an eye injury and Jerry Evans was placed on injured reserve with a knee injury. For the season, Chamberlain caught one pass for 11 yards (at Oak., 12/24) and had two special teams tackles. The reception, from John Elway, came during Denver's game-tying drive in the fourth quarter, as the Broncos went on to win 31-28.

**COLLEGE:** Chamberlain set a school record for receptions at Wayne State with 161 and ranks third on the all-time list for receiving yards with 1,941. He began his college career at Missouri, where he was an All-Big Eight Conference honorable mention selection in 1991. Chamberlain started all 10 games as a senior at Wayne State in 1994, registering a school-record 83 catches for 926 yards (11.2 avg.), and seven touchdowns. He also rushed seven times for 100 yards (14.3) and one touchdown. Chamberlain was a Division II first-team All-America choice by *The Poor Man's Guide to the NFL Draft*. Chamberlain sat out the 1992 season following his transfer from Missouri, where he had spent three seasons. He played in every game as a freshman in 1989, catching three balls for 92 yards (30.7) and one touchdown, before redshirting in 1990 and then returning for his sophomore season in 1991 when he earned All-Big Eight honorable mention. Chamberlain was a sports management major at Wayne State.

**PERSONAL:** Chamberlain was a third-team all-state selection as a wide receiver at Eastern Hills High School in Fort Worth, Texas. He was also an all-district and All-Tarrant County first-team choice. He caught 34 passes for 645 yards (19.0 avg.) and seven touchdowns, adding 216 yards rushing with a pair of scores on 13 carries as a senior. He had 70 receptions for 1,390 yards (19.9) and 15 touchdowns during his career. He also lettered twice in track and three times in baseball. His sister, Dhana, was the district champ in the triple jump at Eastern Hills in 1987. Chamberlain was born Oct. 17, 1971, in Honolulu.

### CHAMBERLAIN'S REGULAR SEASON RECORD

Year	Club	RECEIVING						SCORING					
		G	S	No.	Yds.	Avg.	LG	TD	TD	TDp	TDrt	2pt	Pts.
1995	Denver	5	0	1	11	11.0	11	0	0	0	0	0	0
1996	Denver	11	0	12	129	10.8	17	0	0	0	0	0	0
1997	Denver	10	0	2	18	9.0	9	0	0	0	0	0	0
1998	Denver	16	0	3	35	11.7	16	0	0	0	0	0	0
1999	Denver	16	0	32	488	15.3	88	2	2	0	2	0	12
2000	Denver	15	0	22	283	12.9	38	1	1	0	1	0	6
2001	Minnesota	16	15	57	666	11.7	47t	3	3	0	3	0	18
2002	Minnesota	13	9	34	389	11.4	61	0	0	0	0	0	0
2003	Washington	4	1	4	29	7.3	15	0	0	0	0	0	0
<b>CAREER TOTALS</b>		<b>106</b>	<b>25</b>	<b>167</b>	<b>2048</b>	<b>12.3</b>	<b>88</b>	<b>6</b>	<b>6</b>	<b>0</b>	<b>6</b>	<b>0</b>	<b>36</b>

**ADDITIONAL STATISTICS:** Returned three kickoffs for 49 yards (16.3) with a long of 21 yards, 1996. Returned one kickoff for 13 yards, 1997. Returned two kickoffs for 25 yards (12.5) with a long of 13, 2000. Total: 6-87 (14.5). Special Teams Tackles — 1995 (2), 1996 (1), 1998 (5), 1999 (3), 2000 (3), TOTAL (14).

### CHAMBERLAIN'S POSTSEASON STATISTICS


Year	Club	RECEIVING						SCORING					
		G	S	No.	Yds.	Avg.	LG	TD	TD	TDp	TDrt	2pt	Pts.
1996	Denver	1	0	0	0	0.0	—	0	0	0	0	0	0
1997	Denver	3	0	0	0	0.0	—	0	0	0	0	0	0
1998	Denver	3	0	5	55	11.0	16	0	0	0	0	0	0
2000	Denver	1	0	0	0	0.0	—	0	0	0	0	0	0
<b>CAREER TOTALS</b>		<b>8</b>	<b>0</b>	<b>5</b>	<b>55</b>	<b>11.0</b>	<b>16</b>	<b>0</b>	<b>0</b>	<b>0</b>	<b>0</b>	<b>0</b>	<b>0</b>

**ADDITIONAL STATISTICS:** Returned one kickoff for 15 yards, 1996. Returned one kickoff for 2 yards, 1998. Total: 2-17 (8.5).

### CHAMBERLAIN'S SINGLE-GAME HIGHS

(Postseason in parenthesis)

**Most receptions** — 7 three times; last vs. Jacksonville, 12/23/01 (3 vs. Atlanta, 1/31/99). **Most receiving yardage** — 123 vs. Green Bay, 10/17/99 (29 vs. Atlanta, 1/31/99). **Longest reception** — 88 vs. Green Bay, 10/17/99 (16 vs. N.Y. Jets, 1/17/99). **Most receiving touchdowns** — 1 six times; last at Green Bay, 12/30/01 (none).



## PATRICK CHUKWURAH

6-1 • 250 • 4TH YR. • WYOMING

**BORN:** March 1, 1979, in Nigeria

**HIGH SCHOOL:** MacArthur High School, Irving, Texas

**ACQUIRED:** Free Agent, 2003

**PRO YEAR:** 4th • **YEAR WITH BRONCOS:** 2nd

**NFL GAMES PLAYED/STARTED:** 27/5

55

LINEBACKER

**P**atrick Chukwurah returns to the Broncos for his second stint with the team after signing with the Broncos late in the season last year. He joined the Broncos on Dec. 24 after being out of football for the majority of the 2003 season but was released two days later. Chukwurah re-signed with the Broncos following the conclusion of the season (1/13/04). He spent the 2003 training camp with Houston but was released in the final cutdown after joining the Texans off waivers from Minnesota (3/1/03). With the Vikings, Chukwurah played two seasons for the team he was originally drafted by in the fifth round (157th overall) of the 2001 NFL Draft. In 27 career games (5 starts), he has made 23 tackles (12 solo), 2.5 sacks for -25 yards, two forced fumbles and one pass defended.

**2003:** Chukwurah signed with the Broncos on Dec. 24 after he was waived in the final cutdown of training camp by Houston. However, he spent only two days on Denver's 53-man roster before being released Dec. 26. He re-signed with the Broncos at the conclusion of the 2003 season (1/13/04).



**2002:** Chukwurah played in 11 games for the Vikings, starting two at strong-side linebacker. He posted a career-high 14 tackles and a career-best 12 special teams stops. After starting the season opener at Chicago (9/8) and collecting four tackles, he racked up a career-high seven tackles in a start against Detroit (10/13), where he added three special teams stops. Chukwurah recorded two special teams tackles against the Giants (11/10) and registered two special teams stops versus Atlanta (12/1).

**2001:** Chukwurah appeared in all 16 games as a rookie, starting two at strong-side linebacker and one at left defensive end. He collected nine tackles, two forced fumbles, 2.5 sacks and one pass defended. Chukwurah made his NFL debut against Carolina (9/9)—becoming the first Vikings rookie LB to start since 1997 (Dwayne Rudd) and the first Vikings rookie LB to start the season opener since 1962 (Roy Winston)—and totaled four tackles against the Panthers. He started at LDE in a Monday night win over the Giants (11/19), dropping Giants QB Kerry Collins for 14 yards and his first career sack. He also forced his first career fumble and later forced another fumble versus Tennessee (12/9). Chukwurah posted a career-high 1.5 sacks at Detroit (12/16) and added two tackles.

**COLLEGE:** Chukwurah was a three-year starter at Wyoming, where he recorded 245 tackles with 27 sacks and 47 tackles for loss in 45 career games. He earned first-team All-Mountain West Conference honors as a senior, racking up 100 tackles and seven sacks, and led the conference with 19 tackles for loss. Chukwurah was elected defensive team captain as a senior and ended his UW career ranked 11th in career tackles. As a junior, he was a second-team all-conference selection who earned team defensive MVP honors.

**PERSONAL:** Chukwurah earned honorable-mention all-state honors as a defensive end/outside linebacker as a senior at MacArthur High in Irving, Texas, and was also named first-team all-district. He participated in A.C.E.S. (Athletes Committed to Educating Students) and the Twin Cities' LISC/NFL Grassroots Program while with the Vikings. Patrick Chukwurah was born March 1, 1979, in Nigeria.

#### CHUKWURAH'S REGULAR SEASON RECORD

Year	Club	G	S	UT	A	TT	S-Yds.	I-Yds.	PD	FF	FR	TD-Int.	TD-FR	S	Pts.
2001	Minnesota	16	3	6	3	9	2.5-25	0-0	1	2	0	0	0	0	0
2002	Minnesota	11	2	6	8	14	0-0	0-0	0	0	0	0	0	0	0
2003	Denver	0	0	0	0	0	0-0	0-0	0	0	0	0	0	0	0
<b>CAREER TOTALS</b>		<b>27</b>	<b>5</b>	<b>12</b>	<b>11</b>	<b>23</b>	<b>2.5-25</b>	<b>0-0</b>	<b>1</b>	<b>2</b>	<b>0</b>	<b>0</b>	<b>0</b>	<b>0</b>	<b>0</b>

**ADDITIONAL STATISTICS:** Special teams tackles — 2001 (10), 2002 (12), TOTAL (22).



### DORSETT DAVIS

6-5 • 305 • 3RD YR. • MISSISSIPPI ST.

**BORN:** Jan. 24, 1979, in Shelby, Miss.

**HIGH SCHOOL:** East Side High School, Cleveland, Miss.

**ACQUIRED:** Draft #3 (96th overall), 2002

**PRO YEAR:** 3rd • **YEAR WITH BRONCOS:** 3rd

**NFL GAMES PLAYED/STARTED:** 14/0

96

#### DEFENSIVE TACKLE

**D**orsett Davis, who has shown good improvement each of his first two seasons in Denver, looks to take his game to the next level in year three. He went from inactive status as a rookie to a valuable reserve in 2003, helping the Broncos to a No. 4 overall ranking on defense in the NFL and seventh against the rush. In 14 games, Davis made 19 tackles (11 solo), one pass defended and one forced fumble. As a rookie, Davis made the team's 53-man roster but was inactive each of the 16 games. Denver picked up Davis after making a draft-day trade to acquire the third-round draft pick it used. An imposing physical specimen from Mississippi State, Davis was a two-year starter at Mississippi State after transferring from Mississippi Delta Community College. In 32 career games, he recorded 150 tackles (79 solo), including four sacks (-28 yds.) and 13 tackles for losses (-55). He was the Broncos' third round (96th overall) selection in the 2002 NFL Draft.

**2003:** Davis saw action as a reserve in 14 games and recorded 19 tackles (11 solo), a pass deflection and a forced fumble, which came in Wk. 3 vs. Oak. (9/22). He was declared inactive vs. N.E. (11/3) and was active but did not play at Ind. (12/21). In Wk. 6 vs. Pit. (10/12), Davis registered two solo tackles and had a pair of stops (1 solo) two weeks later at Balt. (10/26). Against S.D. (11/16), Davis recorded two tackles (1 solo) and his first career pass deflection while adding two stops (1 solo) a week later vs. Chi. (11/23). He posted a career-high three solo tackles vs. K.C. (12/7). Davis was active but did not play in the Broncos' AFC Wild Card game at Ind. (1/4).

**2002:** Davis was declared inactive for all 16 games.

**COLLEGE:** Davis played in all 11 games and started 10 at left defensive tackle in 2001, recording 55 tackles (28 solo), including a 2-yd. sack, and had five stops for losses of 9 yds. He was also credited with three quarterback pressures and two pass deflections. In his junior year, Davis started nine of the first 10 games at left defensive end with his only non-start coming vs. Auburn when he came off the bench. For the season, he recorded 54 tackles (30 solo), including a 5-yd. sack and four stops for losses of 9 yds., and also caused a fumble and deflected five passes. In 1999, Davis was a valuable reserve defensive end in his first season at Mississippi State, recording 41 tackles (21 solo), including two sacks (-21 yds.), and four stops for losses (-37) and three pass deflections. Davis' first sack came vs. Oklahoma State (-11), and his second came vs. Kentucky (-10). While playing at Mississippi Delta Community College in 1998, Davis was rated the third-best strongside defensive tackle in the country by Max Emfinger in his National Bluechips newsletter, a listing that combined both high school and junior college prospects. Davis started 10 games at left defensive end after not playing in his first year of eligibility in junior college in 1997.

**PERSONAL:** Davis was a *USA Today* honorable mention All-American on the defensive line following his senior season at East Side High School in Cleveland, Miss. He ranked with the top prep defensive linemen in the Southeast by many publications, and was considered a top prospect regardless of position by most. Davis was also selected to the Mississippi squad for the Alabama/Mississippi All-Star Football Classic after posting 102 tackles and eight sacks during his senior season, helping his team to an 11-1 record and a state playoff appearance. As a junior he made 83 tackles, including nine quarterback sacks, and recovered four fumbles. Davis was also a standout basketball player and track athlete, averaging 17 points and 10 rebounds during his junior season on the hardwood and finishing second in the state with a shot-put toss of 50'-2". Dorsett Terrell Davis was born Jan. 24, 1979, in Shelby, Miss.

#### DAVIS' REGULAR SEASON RECORD

Year	Club	G	S	UT	A	TT	S-Yds.	I-Yds.	PD	FF	FR	TD-Int.	TD-FR	S	Pts.
2002	Denver	0	0	0	0	0	0-0	0-0	0	0	0	0	0	0	0
2003	Denver	14	0	11	8	19	0-0	0-0	1	1	0	0	0	0	0
<b>CAREER TOTALS</b>		<b>14</b>	<b>0</b>	<b>11</b>	<b>8</b>	<b>19</b>	<b>0-0</b>	<b>0-0</b>	<b>1</b>	<b>1</b>	<b>0</b>	<b>0</b>	<b>0</b>	<b>0</b>	<b>0</b>



### REUBEN DROUGHNS

5-11 • 207 • 5TH YR. • OREGON

**BORN:** Aug. 21, 1978, in Chicago, Ill.

**HIGH SCHOOL:** Anaheim High School, Anaheim, Calif.

**ACQUIRED:** Free Agent, 2002

**PRO YEAR:** 5th • **YEAR WITH BRONCOS:** 3rd

**NFL GAMES PLAYED/STARTED:** 40/7 • **POSTSEASON:** 1/1

34

#### FULLBACK

**R**euben Droughns has taken advantage of the opportunity to join the Broncos as a back-up fullback and parlayed it into great success on Denver's second-ranked rushing attack in 2003. In his fifth year out of Oregon, he has played in 40 career games (7 starts) and rushed for 97 yards and a touchdown while catching 18 passes for 161 yards and four scores. He has also contributed immensely on kickoff returns, totalling 809 yards on 32 returns for an average of 25.3 and a long of 53. Droughns' biggest contributions have come at fullback, where he helped Denver's backs set a franchise record with 2,629 rushing yards last season. He entered the NFL in 2000 as Detroit's third-round draft choice (81st overall) and spent his first season on injured reserve with a right shoulder injury suffered in the preseason. Droughns spent time on Detroit's active roster and the Dolphins' practice squad in 2001. Detroit did not renew his contract following the season, and he signed with Denver April 1, 2002.

**2003:** Droughns saw action in 15 games at fullback, starting four and missing only the season finale at G.B. (12/28) as an inactive. He caught nine passes for 87 yds. (9.7) and two touchdowns while rushing six times for 14 yds. (2.3) with a long of 12. Droughns also ranked third on the team with 14 special teams tackles and returned 12 kickoffs for 293 yds. (24.4) with a long of 36. In the opener at Cin. (9/7), Droughns saw action in a reserve role and made two tackles on special teams. Droughns replaced Mike Anderson at fullback at S.D. (9/14) when Anderson moved to tailback for the injured Clinton Portis. He caught one pass for 12 yds. and a touchdown on a rollout from Jake Plummer to give the Broncos a 7-



0 lead in the first quarter. Droughns also recorded one special teams tackle and returned a kickoff for 36 yds. In the home opener vs. Oak. (9/22), he again replaced Anderson at fullback when Anderson moved to tailback and caught one pass for 9 yds. In Wk. 4 vs. Det. (9/28), Droughns served as the primary fullback as well as played on special teams and recording one tackle. He saw action on special teams and in the backfield in Wk. 5 at K.C. (10/5), recording his first rush of the season (-1) and registering a special teams tackle. In Wk. 7 at Min. (10/19), Droughns saw considerable time in the backfield, tying a career high with three receptions for a career-high 28 yds. (9.3). On special teams, he made a tackle and returned two kickoffs for 40 yds. (20.0). In Wk. 8 at Balt. (10/26), Droughns took over the kick return duties for the injured Chris Cole and set career highs in kickoff returns (5) and kick-return yards (100) for an average of 20.0 per return with a long of 31. He also made one special teams tackle. Droughns got his first start of the season at fullback against S.D. (11/16) for the suspended Mike Anderson and did not register an offensive statistic but came up big on special teams with three tackles. He registered another well-rounded game at Oak. (11/30) with a season-high four carries for 16 yds. (4.0), including a long of 12, as well as one reception for 6 yds. He also returned a kickoff for 32 yds. and made a tackle on special teams. Droughns turned in one of his finest all-around games of the season vs. K.C. (12/7), tying a career-high with three catches for a career-high 32 yds. (10/7) and a touchdown while also adding three kick returns for 85 yds. (28.3) and making two special teams stops. He also suffered a sprained ankle in the game, which limited his playing time in the next two games vs. Cle. (12/14) and at Ind. (12/21). Droughns was inactive at G.B. (12/28) to help heal his ankle injury after the Broncos secured a playoff spot a week earlier. He started at fullback in the Broncos' AFC Wild Card game at Ind. (1/4) and caught five passes for 19 yds. (3.8) with a long of 10. He also tied a franchise postseason record by returning six kickoffs, covering 133 yds. (22.2) with a long of 33.

**2002:** Droughns played in all 16 games, rushing four times for 11 yds. (2.8) and one touchdown and catching five passes for 53 yds. (10.6) with a long of 22 for a touchdown. He also excelled on special teams, tying for second on the team with 13 tackles and returning 20 kickoffs for 516 yds. (25.8)-third-best in the AFC, tied for sixth in the NFL-with a long of 53. Droughns also forced a fumble (at N.E., 10/27) and recovered a fumble (at Oak., 12/22) on kick returns. Droughns' receiving touchdown came on a 22-yd. pass from Steve Beuerlein at S.D. (12/1) in the 2nd qtr. and was the longest reception of his career. Versus Ind. (11/24), he posted the longest kickoff return of his career, 53 yds., en route to a career-high three returns for 97 yds. (32.3) in a game in which he also rushed once for 9 yds., caught a pass for 8 yds. and made a special teams tackle. At Sea. (11/17), Droughns returned kickoffs for the first time in his career with three returns for 72 yards (24.0), including a long of 30 yards, while also posting what was at the time the longest pass reception of his career for 17 yds. Droughns recorded a season-high three special teams tackles at K.C. (10/20). He saw his first offensive action in Wk. 3 vs. Buf. (9/22) and was the primary fullback vs. S.D. (10/6) in place of the injured Mike Anderson (ankle), though he did not start because the Broncos opened the game in a two-tight end alignment. Droughns scored his first career rushing touchdown at Balt. (9/30) on a 1-yd. carry.

**2001:** Droughns played in nine games and started three for the Lions, rushing for 72 yards on 30 carries (2.4) and catching four passes for 21 yards (5.3) and a touchdown (vs. Tampa Bay, 11/11/01). He was waived by Detroit after Week 1 (9/12) and was signed to Miami's practice squad Sept. 18 before being re-signed by the Lions Oct. 9. His career-high for rushing attempts was 13 (vs. Tampa) and for yards is 36 (at S.F., 11/4/01). He also had a 15-yard run against the Niners.

**2000:** Droughns spent the season on injured reserve after separating his right shoulder on his first carry in Detroit's opening preseason game vs. New England (8/4). He was placed on injured reserve Aug. 22. Droughns was drafted by the Lions in the third round (81st overall) out of Oregon.

**COLLEGE:** Droughns was a two-year starter at Oregon after a stellar two-year career at Merced (Calif.) Junior College and was a first-team All-Pac-10 choice as a senior. He ranks sixth on Oregon's all-time rushing list with 2,058 yards. Droughns had 1,234 yards and nine touchdowns on 277 carries (4.5) as a senior, including rushing for more than 200 yards in three contests. In his first game for Oregon, he ran for 202 yards and two scores against Michigan State. One of his most impressive performances came at UCLA, where he ran for 172 yards and a score despite fracturing his right fibula during the contest, an injury that would force him to miss the rest of the season. He was a JUCO All-American at Merced after leading the nation in yards in 1997 with 1,611 and leading the state of California in all-purpose yardage with 1,984. *Prep Star Magazine* deemed him the nation's top JUCO running back after that campaign. He was an honorable mention All-American as a freshman.

**PERSONAL:** Droughns finished his career at Anaheim (Calif.) High School as the No. 2 rusher in Orange County history with 4,915 yards and 49 touchdowns. He ran for an incredible 2,083 yards as a sophomore in 1993. Droughns is one of four sons. Droughns was born Aug. 21, 1978, in Chicago.

## DROUGHNS' REGULAR SEASON RECORD

Year	Club	G	S	RUSHING					RECEIVING					SCORING				
				No.	Yds.	Avg.	LG	TD	No.	Yds.	Avg.	LG	TD	TD	TDr	TDp	TDt	2pt
2000	Detroit																	
2001	Detroit	9	3	30	72	2.4	15	0	4	21	5.3	8t	1	1	0	1	0	0
2002	Denver	16	0	4	11	2.8	9	1	5	53	10.6	22t	1	2	1	1	0	0
2003	Denver	15	4	6	14	2.3	12	0	9	87	9.7	15	2	2	0	2	0	0
<b>CAREER TOTALS</b>		<b>40</b>	<b>7</b>	<b>40</b>	<b>97</b>	<b>2.4</b>	<b>15</b>	<b>1</b>	<b>18</b>	<b>161</b>	<b>8.9</b>	<b>22t</b>	<b>4</b>	<b>5</b>	<b>1</b>	<b>4</b>	<b>0</b>	<b>0</b>

### KICKOFF RETURNS

Year	Club	No.	Yds.	Avg.	LG	TD
2002	Denver	20	516	25.8	53	0
2003	Denver	12	293	24.4	36	0
<b>CAREER TOTALS</b>		<b>32</b>	<b>809</b>	<b>25.3</b>	<b>53</b>	<b>0</b>

**ADDITIONAL STATISTICS:** Forced one fumble on special teams, 2002. Special teams tackles — 2001 (10), 2002 (12), 2003 (14), TOTAL (36).

## DROUGHNS' POSTSEASON RECORD

Year	Club	G	S	RUSHING					RECEIVING					SCORING				
				No.	Yds.	Avg.	LG	TD	No.	Yds.	Avg.	LG	TD	TD	TDr	TDp	TDt	2pt
2003	Denver	1	1	0	0	0.0	—	0	5	19	3.8	10	0	0	0	0	0	0


### KICKOFF RETURNS

Year	Club	No.	Yds.	Avg.	LG	TD
2003	Denver	6	133	22.2	33	0

## DROUGHNS' SINGLE-GAME HIGHS

(Postseason in parenthesis)

**Most rushes** — 13 vs. Tampa Bay, 11/11/01 (none). **Most rushing yards** — 36 at San Francisco, 11/4/01 (none). **Longest rush** — 15 at San Francisco, 11/4/01 (none). **Most rushing TDs** — 1 at Baltimore, 9/30/02 (none). **Most receptions** — 3 three times; Most recent vs. Kansas City, 12/7/03 (5 at Indianapolis, 1/4/04). **Most receiving yards** — 32 vs. Kansas City, 12/7/03 (19 at Indianapolis, 1/4/04). **Longest reception** — 22 at San Diego, 12/1/02 (none). **Most receiving touchdowns** — 1 four times; Most recent vs. Kansas City, 12/7/03 (none). **Most kickoff returns** — 5 at Baltimore, 10/26/03 (6\* at Indianapolis, 1/4/04). **Most kickoff return yards** — 100 at Baltimore, 10/26/03 (133 at Indianapolis, 1/4/04). **Longest kickoff return** — 53 vs. Indianapolis, 11/24/02 (33 at Indianapolis, 1/4/04). \*-tied franchise record



## NICK EASON

6-3 • 301 • 2ND YR • CLEMSON

**BORN:** May 29, 1980, in Lyons, Ga.

**HIGH SCHOOL:** Toombs County High School, Lyons, Ga.

**ACQUIRED:** Draft #4b (114th overall), 2003

**PRO YEAR:** 2nd • **YEAR WITH BRONCOS:** 2nd

**NFL GAMES PLAYED/STARTED:** 0/0

## DEFENSIVE TACKLE

**N**ick Eason will look to make an impact on Denver's defensive line in his second season with the Broncos coming off a rookie campaign spent on injured reserve. After suffering an Achilles injury during training camp, he spent 2003 on injured reserve. This past offseason, fully recovered from the injury, Eason played in NFL Europe for the Scottish Claymores. Drafted by the Broncos with the second of their three fourth-round picks in 2003 (114th overall), the three-year starter at Clemson recorded 153 tackles (87 solo) with 15 sacks for -128 yards, 30 stops for losses of 194 yards and 38 quarterback pressures. Following his senior year, he was named to the Goodworks Team by the American Football Coaches Association and became just the second Tiger to be honored. He was the only Atlantic Coast Conference player to be named to the team, which honors players for their considerable community service activities.

**2003:** Eason spent the season on injured reserve after suffering an Achilles injury in training camp.

**COLLEGE:** Eason, who started 35 of 47 games played at Clemson, recorded 153 tackles (87 solo) with 15 sacks for -128 yards, 30 stops for losses of 194 yards and 38 quarterback pressures. Additionally, he caused and recovered a pair of fumbles and deflected six passes. Eason was an All-Atlantic Coast Conference first-team selection his senior year after starting all year at weakside defensive tackle and was the first player in school history to graduate with two years of eligibility remaining. On the season, he




recorded 62 tackles (36 solo) and ranked second on the team with seven sacks for minus 63 yards. Additionally, he picked up nine stops for losses of 70 yards and had 17 quarterback pressures. As a junior, Eason started every game at strongside defensive tackle except one (vs. North Carolina State), recording 37 tackles (19 solo) with seven stops for losses of 19 yards and 10 quarterback pressures. He also had two fumble recoveries and deflected two passes. Eason was named Clemson's Defensive MVP as a sophomore, which was quite an honor considering he was a member of a defense that featured four first-team All-ACC players (award was voted on by the Clemson coaches). He also won the Hustle Award on defense and the Dedication Award for the defense. Eason tied with All-American Keith Adams as the team leader in quarterback sacks with seven (tied for eighth in the ACC) and ranked 12th on the Clemson team and second among defensive linemen in tackles with 36 (21 solo). Of those 36 tackles, his 11 stops for losses of 97 yards ranked second behind Adams. As a redshirt freshman, Eason started the season opener at weakside defensive end vs. Marshall and appeared in every game, recording 18 tackles (11 solo), one sack for 2 yards and three stops for losses of 8 yards.

**PERSONAL:** Eason graduated from Clemson in August 2001 with a degree in sociology and is presently working on his master's degree in Human Resource Development. One of the leaders at Clemson in terms of community service, he was honored with a Top Six Award, which is presented by the ACC to the top six student-athletes at each school recognizing them for their community service. He was named a Top Six winner each of the past four years and is the only ACC athlete to hold that distinction. After football, he aspires to work for the secret service. An active participant in FCA, he traveled to Spain with an FCA group, where he lectured to youth groups about American sports and also worked out with a Spanish Rugby team. Eason attended Toombs County (Lyons, Ga.) High School and averaged more than 10 tackles per game as a senior and collected 75 tackles, eight sacks and seven recovered fumbles as a junior. He earned Class 2A all-state honors as a tight end and all-conference as a junior and senior in addition to being a WTOC first-team selection. A four-year letterman in football, he played in the Georgia North/South All-Star Game. Eason also was named the Class 2A Georgia Basketball Player of the Year and earned All-Region on the hardwood. Adding a third sport to his resume, Eason was a two-year letterman in track, and also received the U.S. Marine Corp Excellence Award. Born Nicholas Eason on May 29, 1980, he resides in Lyons, Ga.

### EASON'S REGULAR SEASON RECORD

Year	Club	G	S	UT	A	TT	S-Yds.	I-Yds.	PD	FF	FR	TD-Int.	TD-FR	S	Pts.
2003	Denver														

INJURED RESERVE (ACHILLES)



## JASON ELAM

5-II • 200 • 12TH YR. • HAWAII

**BORN:** March 8, 1970, in Ft. Walton Beach, Fla.

**HIGH SCHOOL:** Brookwood High School, Snellville, Ga.

**ACQUIRED:** Draft #3 (70th overall), 1993

**PRO YEAR:** 12th • **YEAR WITH BRONCOS:** 12th

**NFL GAMES PLAYED/STARTED:** 172/0 • **POSTSEASON:** 11/0

**KICKER**

Jason Elam, back in the fold after signing a new long-term contract with the team last year, continues to rank among the elite kickers in the National Football League as he enters his 12th professional season. The three-time Pro Bowl selection (1995, '98, 2001 seasons) has scored more than 100 points in each of his 11 pro seasons, becoming the first player in NFL history to accomplish that feat. Elam, among his other impressive statistics, took a step toward football immortality in October 1998 when he tied the NFL record for longest field goal, converting a 63-yard attempt vs. Jacksonville (10/25/98). He also holds the NFL record for consecutive point-after attempts converted (371 straight) dating back to Nov. 14, 1993, which came to an end in 2002 vs. Indianapolis (11/24). Elam is the Broncos' all-time leading scorer (1,313) and just the 30th player in NFL history to pass the 1,000-point plateau. And after surpassing the 1,300 point plateau in 2003, he became the fastest player in NFL history to achieve that number utilizing only 177. He also scored the 20,000th point in the history of *Monday Night Football* at Oakland on Nov. 5, 2001. Elam holds club records for career field goals (288), field-goal attempts

### 1's TROPHY CASE

Pro Bowl Selections (3) ...1995, 1998, 2001

NFL Spec. Tms. Player of the Year ...2001

### ELAM THIRD IN CAREER 100-POINT SEASONS

By scoring 120 points in 2003, Jason Elam moved into third place all-time in NFL history with 11 100-point seasons with 11. He falls behind Morten Andersen and Gary Anderson, each with 14.

#### NFL'S CAREER LEADERS IN 100-POINT SEASONS

PLAYER	TEAM(S)	100-PT SEASONS	YEARS PLAYED
1. Gary Anderson	Tennessee/Minnesota/S.F./Philadelphia/Pittsburgh	14	1982-Present
Morten Andersen	Kansas City/New Orleans/Atlanta/N.Y.G.	14	1982-Present
3. Jason Elam	Denver	11	1993-Present
Nick Lowery	New York Jets/Kansas City	11	1980-1996
5. Norm Johnson	Philadelphia/Pittsburgh/Atlanta/Seattle	9	1982-1999
Pete Stoyanovich	St. Louis/Kansas City/Miami	9	1989-2000

(364), field-goal percentage (.791) and PATs made (449) and attempted (451). Additionally, he holds the top four single-season marks in club history for field goals, PATs and PAT attempts, as well as the top two marks for field-goal percentage (.861 in 2001 and .852 in 1998) while scoring in all 156 career games, the longest streak in franchise history. His excellence is nearly unmatched around the league as he leads the NFL in total points scored and field goals made over the past 10 seasons. He is the all-time NFL leader in career point-after-attempt percentage (449/451, .996) and is the NFL's fifth most accurate kicker on field goal attempts from inside 40 yards (192/206; .932). Elam's 51-yard field goal in Super Bowl XXXII was the second longest in Super Bowl history (54 yds., Steve Christie, Buf., SB XXVIII) as well as the longest in Broncos postseason history, and his 6-for-6 output on point-after attempts in the AFC Wild Card Game vs. Jacksonville (12/27/97) also set a Broncos postseason record. Elam now ranks second in all-time postseason scoring by a Bronco (64 points) and has made more point-after attempts (31) in the postseason than any other player in franchise history. Elam ranks second in field goals made (11) in the postseason by a Bronco, and his 14 attempts rank second all-time. In the regular season, Elam is 30-46 (.652) from 50-59, and 1-4 in the 60+ range, missing from 66 yds. vs. Seattle in 1995 (12/10); 64 vs. Seattle in 1999 (12/19) and 65 vs. the Giants in 2001 (9/10). His streak of three consecutive games with a field goal of 50 or more yards (last game of 1996 through second game of 1997) tied Elam with three other NFL players (Horst Muhlmann, 1970; Tom Dempsey, 1971; and Chris Bahr, 1981) for the longest such streak since the AFL-NFL merger in 1970. Elam was named the 2001 NFL Special Teams Player of the Year by the NFL Alumni and was honored in October 1996 as one of the Broncos' three nominees for the True Value/NFL Man of the Year Award. Additionally, he has twice been named AFC Special Teams Player of the Week (Week 8, 1998 and Week 9, 1999) and has earned one AFC Special Teams Player of the Month award (Nov. 2001). He has kicked 14 game-winning or game-saving field goals in his outstanding career. Elam was selected by the Broncos in the third round (70th overall) of the 1993 NFL Draft out of Hawaii.

**2003:** Elam played in all 16 games and converted 27-of-31 field goal attempts (.871) and all 39 point-after attempts to account for 120 points, third most in the AFC (4th NFL) among kickers. He finished the season ranked 19th on the NFL's all-time scoring list with 1,313 points after passing Jim Breech (1,246) in Wk. 6 vs. Pit. (10/12). Elam now trails Baltimore's Matt Stover (1,362) by 49 points for 18th place. Elam tied for third in the AFC (5th NFL) in 2003 in field goals. He owns the NFL record for consecutive PATs (371) and has made 449 of 451 (.996) in his career, the highest career percentage for PATs in NFL history. For his career, Elam has connected on 31-of-50 (.620) field goal attempts from 50+ yards (30/46, .652, from 50-59 and 1-4, .250, from 60+). In the opener at Cin. (9/7), he was perfect on three field goal attempts (51, 27, 39) and converted all three PAT attempts to account for 12 of the Broncos' 30 points. With those 12 points, Elam eclipsed the 1,200-point plateau to reach 1,205 and did so in fewer games than any player in NFL history (157 games). In Wk. 2 at S.D. (9/14), Elam connected on 3-of-3 field goals (30, 34, 45) and all four PATs to tally 13 points for the Broncos. In Wk. 3 vs. Oak (9/22), he hit all four PATs and converted on a 20-yd. field goal, his only field goal attempt of the game. In Wk. 4 vs. Det. (9/28), Elam accounted for eight of the Broncos' points by connecting on two field goals (37, 41) and on two-of-two PATs. In Wk. 5 at K.C. (10/5), Elam connected on 3-of-4 FGs (48, 29, 21; missed 53) and both PAT attempts. The 53-yd. attempt was his first miss of the year and ended his streak of 16 consecutive field goals made, which is the second-longest streak in franchise

### ELAM FIRST IN CAREER PAT PERCENTAGE

Jason Elam is the NFL's leader in career PAT percentage at 99.6 percent (449 of 451):

#### NFL'S CAREER LEADERS IN PAT PERCENTAGE

PLAYER	TEAM(S)	FG/FGA	Pct.
1. Jason Elam	Denver	449/451	.996
2. Tommy Davis	San Francisco	348/350	.994
3. Todd Peterson	S.F./K.C./Sea./Ari.	276/278	.993
4. Matt Stover	Baltimore/Cleveland	404/408	.990
Gary Anderson	Tenn./Minn./S.F./Phil./Pitt.	783/791	.990



### LONGEST PAT STREAK IN NFL HISTORY

Jason Elam broke Norm Johnson's NFL record of 301 consecutive point-after attempts when he went 5-5 at New Orleans, Dec. 3, 2000. His streak of 371 ended in 2002 vs. Indianapolis (11/24/02). Below is a look at the top three PAT streaks in NFL history:

MOST CONSECUTIVE POINT-AFTER-TOUCHDOWN CONVERSIONS, NFL HISTORY			
PLAYER	TEAM(S)	PATS	DATES
1. Jason Elam	Denver	371	1993-2002
2. Norm Johnson	Phi./Pit./Atl.	301	1991-99
3. Eddie Murray	Det./K.C./T.B./Dal./Phi./Was./Min.	251	1988-2000

history, behind his own streak of 19 in 1997-98. In Wk. 6 vs. Pit. (10/12), Elam converted both PAT attempts and made his first game-winning field goal of the season when he connected on a 47-yarder as time expired. With the field goal, he surpassed Jim Breech and moved into 19th place on the NFL's all-time scoring list with 1,249. In Wk. 7 at Min. (10/19), Elam connected on a pair of 46-yd. field goals and both of his PAT attempts. In Wk. 8 at Balt. (10/26), he accounted for all six of the Broncos' points when he converted his two field goal attempts of 22 and 28 yds. In Wk. 9 vs. N.E. (11/3), Elam hit 1-of-2 field goals, missing from 44 yds. before connecting from 43 yds. He suffered an injury to his groin warming up on the sidelines before the second attempt and felt more pain on that kick as he did not return to the game after that point. Two weeks later after the Broncos' bye week, Elam converted 2-of-3 field goals (42, 22; missed from 29) and all four PATs against S.D. (11/16) despite being hampered by a strained groin. Micah Knorr replaced Elam for the Broncos' final field goal attempt of the game and converted from 27 yds. Elam did not attempt a field goal at Oak. (11/30), ending a franchise-record streak of 16 games converting a field goal. Elam connected on a 47-yd. field goal and tied a career high with six PATs vs. K.C. (12/7). He converted both PATs and added three field goals (51, 36 and 25) to tally 11 points vs. Cle. (12/14) and become the fastest player in NFL history to reach 1,300 points (170 games) and the first player in NFL history to score more than 100 in each of his first 11 seasons. Elam's last two field goals came in the 4th qtr. and overtime, giving him his 14th game-winning or game-saving field goal of his career, and earning him AFC Special Teams Player of the Week honors. It marked the first time in Elam's career that he made field goals to send a game to overtime and then win the game in overtime. The overtime field goal was his sixth career "walk-off" field goal, four of which have come in overtime and two at the end of regulation. Elam converted all four PATs and added a 24-yd. field goal to account for 10 points at Ind. (12/21). The following week at G.B. (12/28), he accounted for all of the

### ELAM'S 14 GAME-WINNING OR GAME-SAVING FIELD GOALS

- Oct. 23, 1994:** 54-yard FG with 10:02 remaining in the fourth quarter put Denver up 17-15. He added a 25-yarder with 4:07 left to help Denver to a 20-15 victory at San Diego.
- Dec. 4, 1994:** Booted a 34-yard FG with 2:48 remaining in overtime to give Denver a 20-17 victory at Kansas City.
- Nov. 19, 1995:** Kicked a 32-yard FG with :02 left to give Denver a 30-27 win over San Diego.
- Dec. 24, 1995:** Kicked a 37-yard FG with :48 remaining to give Denver a 31-28 victory at Oakland, knocking the Raiders out of the playoffs and enabling the Broncos to finish with a non-losing record (8-8).
- Oct. 26, 1997:** Kicked a 33-yard FG with 1:56 remaining in overtime to give Denver a 23-20 victory at Buffalo in one of the longest weekends of the franchise's history, as the team had to overcome a blizzard in Denver that almost prevented them from leaving town and a 20-0 fourth-quarter flurry by the Bills.
- Nov. 2, 1997:** Kicked a 22-yard FG with 7:28 remaining to give the Broncos a 30-27 victory over the Seattle Seahawks.
- Oct. 10, 1999:** Kicked a 26-yard FG with 10:18 remaining to give the Broncos a 16-13 victory over the Raiders in Oakland.
- Nov. 22, 1999:** Kicked a 53-yard FG with 0:07 remaining, in freezing, snowy weather, to tie the Raiders in a Monday Night Football game at Mile High Stadium, forcing overtime. The Broncos won in OT.
- Nov. 13, 2000:** Kicked a 41-yard FG as time expired to give Denver a 27-24 win over Oakland in the final Monday Night Football game at Mile High Stadium.
- Dec. 16, 2001:** Kicked a 49-yard FG with 1:13 remaining in regulation to tie Denver with Kansas City at Arrowhead Stadium. The Broncos lost in overtime.
- Oct. 20, 2002:** Kicked a 25-yard FG with 12:03 remaining in overtime to give Denver a 37-34 win over Kansas City at Arrowhead Stadium.
- Dec. 1, 2002:** Kicked a 24-yard FG with 1:39 remaining in regulation to tie Denver with San Diego (27-27) at Qualcomm Stadium. The Broncos lost in overtime.
- Oct. 12, 2003:** Kicked a 47-yard FG as time expired to give Denver a 17-14 win over Pittsburgh.
- Dec. 14, 2003:** Kicked a 25-yard FG in overtime giving the Broncos a 23-20 win over Cleveland. He also kicked a 36-yard field goal with 0:06 left in regulation to tie the score at 20 and force overtime.

### ELAM AMONG THE LEADERS

Jason Elam ranks among the league leaders in fields goals made inside 40 yards since he entered the league in 1993:

#### NFL'S MOST ACCURATE KICKERS INSIDE 40 YARDS SINCE 1993 (ACTIVE PLAYERS; MIN. 130 ATTEMPTS)

PLAYER	TEAM(S)	FG/FGA	Pct.
1. Jason Hanson	Detroit	169/177	.955
2. Matt Stover	Baltimore/Cleveland	192/202	.950
3. Morten Andersen	K.C./New Orleans/Atlanta/N.Y.G.	167/179	.933
John Kasay	Carolina/Seattle	181/194	.933
5. Jason Elam	Denver	192/206	.932
6. John Carney	New Orleans/San Diego	189/205	.922

Broncos' points when he connected on a 31-yd. field goal in the 3rd qtr. Elam made a 49-yd. field goal in the 1st qtr. and had a 46-yd. attempt blocked in 3rd qtr. of the Broncos' AFC Wild Card game at Ind. (1/4). He converted his only PAT of the game after Rod Smith's 4th-qtr. touchdown reception.

**2002:** Elam played in all 16 games and converted 26-of-36 field goal attempts (.722) and 42-of-43 (.976) point-after attempts to account for a team-leading 120 points, marking his 10th consecutive season with 100 or more points. He also made one special teams tackle. Elam ranked second in the AFC in scoring by kickers (7th NFL); third in total scoring (8th NFL); tied for second (77th NFL) in field goals (26); tied for third (T5th NFL) in PATs (42); and his 55-yd. field goal vs. Miami was the second longest in the NFL in 2002. Elam owns the NFL record for consecutive PATs (371), a streak that ended vs. Ind. (11/24). He eclipsed Norm Johnson's NFL record for consecutive PATs (301) during the 2000 season (12/3 at N.O.). Elam made the first 24 of his career before his first regular season miss—a block by Minnesota's Tim Irwin, Nov. 14, 1993—and has made 410-of-412 (.995) in his career, the highest career percentage for PATs in NFL history. In the season finale vs. Ariz. (12/29), Elam converted all three field goal attempts and all four PATs to account for 13 points. Among his three field goals was a 54-yarder in the 2nd qtr. to raise his total to 4-of-6 (67%) from 50 yds. and beyond for the season. For his career Elam has connected on 29 of 47 (.617) attempts from that range (28-43, .651, from 50-59 and 1-4, .250, from 60+). At S.D. (12/1), he converted 1-of-2 field goal attempts from 50+ yards, making a 54-yarder in the first qtr. before missing an attempt from 53 yds. in overtime. Elam converted 30 consecutive field goal attempts of 42 yds. or closer, stretching back to last season, before missing a 39-yd. attempt at N.E. (10/27). He made his final 17 from that range in 2001 and his first 13 in 2002. Elam made all three field goal attempts at K.C. (10/20), including the game-winner from 25 yds. in overtime. It was his 11th career game-winning or game-saving field goal and his third in an overtime situation. Elam tied his career high with five field goals (on five attempts) vs. Mia. (10/13), including a 55-yard kick with 45 seconds remaining in the game that temporarily gave the Broncos a 22-21 lead. He also tied a career high by scoring 16 points in the Miami contest, and it marked the first time he converted five field goals on five attempts (his two other five-field goal games came on six attempts). The Miami game also marked the first time in Elam's career that he converted two field goals of 50 or more yds. in the same game, and his 55-yarder in the 4th qtr. ties for the third longest of his career. One of Elam's few misses on the year, from 57 yds. at Balt. (9/30), was returned 107 yds. for a touchdown by Ravens cornerback Chris McAlister as time expired in the first half. It is the longest play in NFL history. Elam scored six points vs. S.D. (10/6) to reach the 1,100-point mark for his career in his 145th game, making him the second fastest to reach that plateau in NFL history behind former Boston Patriots kicker Gino Cappelletti (140 gms.). Elam has scored in all 156 career games, the longest streak in franchise history. He ranks fourth among active NFL kickers since 1993 on kicks inside 40 yds., connecting on 176-of-189 (.931) and leads the NFL in that same time period in total points scored (1,193), while ranking first in total field goals since 1993 (261). With 1,193 career points, Elam is one of just 26 players in NFL history to pass the 1,100-point plateau.

### ELAM AMONG THE LEADERS (PART 2)

Jason Elam ranks first in the NFL in points scored (1,313) and field goals made (288) since entering the league in 1993. Here is a look at the top four in each category:

#### MOST POINTS SCORED, 1993-2003

PLAYER	TEAM(S)	POINTS
1. Jason Elam	Denver	1,313
2. Gary Anderson	Minnesota	1,215
3. Matt Stover	Baltimore/Cleveland	1,188
4. Morten Andersen	K.C./Atlanta/N.O./N.Y.G.	1,173
5. Jason Hanson	Detroit	1,142

#### MOST FIELD GOALS MADE, 1993-2003

PLAYER	TEAM(S)	FGs
1. Jason Elam	Denver	288
2. Matt Stover	Baltimore/Cleveland	285
3. John Carney	New Orleans/San Diego	273
4. Jason Hanson	Detroit	261
5. Morten Andersen	K.C./Atlanta/N.O./N.Y.G.	256



**2001:** Elam—voted to his third Pro Bowl; named the NFL's 2001 Special Teams Player of the Year by the NFL Alumni; voted second-team All-NFL by the Associated Press, *College & Pro Football Newsweekly* and *Football News* and All-AFC by *Pro Football Weekly* and *Football News*—turned in the most consistent and productive season of his nine-year career, leading the NFL in field goals with a franchise-record-tying 31 while also tying for third in the league with 124 points. He converted a franchise-record 86 percent of his field goals (31-of-36) and all 31 point-after attempts to extend his NFL record for consecutive PATs to 344. He has now topped the 100-pt. mark in each of his nine pro seasons. Elam tied his career single-season high with his 31st field goal of the season in the 3rd qtr. of the season finale at Ind. (1/6), matching his mark from 1995. He had a chance to break his record but was wide left from 54 yds., making him 2-for-3 from 50-59 yds. on the season. Elam was perfect vs. Oak (12/30), connecting on three field goals (27, 25, 42) and hitting both PATs to account for 11 of the Broncos' 23 points. Elam broke a string of 13 field goals without a miss at K.C. (12/16) but still hit 3-of-4, including a 49-yarder with 1:13 remaining in regulation to send the game to overtime. Though the Broncos lost in OT, it marked the 10th time in his career he had kicked a game-saving or game-winning field goal in regulation or overtime and the second time he had sent a game to OT (11/22/99 vs. Oak.; Den. won in OT). Elam was named AFC Special Teams Player of the Month for November when he led all NFL kickers with 38 points and 11 field goals as the Broncos went 2-2. He converted 11-of-12 field goal attempts (.917), including two from beyond 45 yards. For the second time in three games, Elam scored a season-high 14 points at Dal. (11/22), hitting four field goals (from 24, 50, 46 and 28) and both PAT opportunities. His successful 50-yarder made him 2-for-2 on field goal attempts of 50 yds. or longer in 2001. Elam scored 14 points vs. S.D. (11/11) on the strength of a season-high four field goals, hitting from 25, 29, 26 and 33. He also registered his first special teams tackle of the season vs. the Chargers. Elam had a record-setting night at Oakland (11/5), hitting two field goals, including a 39-yarder that gave him his 1,000th career point to make him the 30th NFL player to reach that plateau as well as extend his franchise scoring record. He reached the milestone the fastest among all kickers on the list. The kick also accounted for the 20,000th point scored in the history of Monday Night Football. Elam finished the night hitting another field goal from 21 yds. but had one blocked from 48. It was the only game of the season in which Elam did not attempt a PAT as the Broncos attempted two-point conversions after each of their three touchdowns. Elam drilled his first 50-yd. field goal of the season vs. N.E. and converted all four point-after attempts in Denver's 31-20 win. At S.D. (10/21), he hit from 45 yds. out but missed from 42 and hit his only PAT. At Sea. (10/14), he was 3-for-3 on PATs, attempting no field goals. He was 2-for-2 on field goals against K.C. (10/7), hitting from 48 and 24, while continuing his perfect PAT streak, hitting two. He was 2-for-2 against Balt. (9/30), hitting from 43 and 49, and converted his only PAT. He was perfect on three field goal attempts (35, 31 and 49 yds.) at Ariz. (9/23) and all three PATs for a then-season-high 12 points. Elam made 1-of-2 field goal attempts in the season opener vs. the Giants (9/10) and converted all four-point-after attempts. He connected from 37 yds. after missing by just inches to the left on a 65-yd. attempt that would have broken the NFL record (63 yds.) he shares with Tom Dempsey. The attempt was the second longest of Elam's career (66-yd. attempt vs. Sea., 12/10/95).

**2000:** Elam was 18-of-24 (75%) on field goal attempts and 49-of-49 on PATs to account for 103 points on the season, 10th most in the AFC, despite missing three games. His 49 PATs were most in the NFL and ranked second in franchise history behind his 58 in 1998. Elam's five PATs at N.O. (12/3) gave him an NFL record for consecutive PATs, breaking Norm Johnson's standard of 301 (Elam finished the season having made 313 consecutive PATs). Elam suffered fractures of two transverse process bones in his lower back (L2, L3 vertebrae) on a kickoff return just before halftime vs. Atlanta (9/10) and missed three games (at Oak., 9/17; vs. K.C., 9/24 and vs. N.E., 10/1). He began kicking again after the K.C. game and returned to game action at S.D. (10/8), converting all three point-after attempts. He experienced soreness in his back in the S.D. game and was still affected by it a week later vs. Cle. (10/15) when he was relieved of his kickoff duties. Elam still handled place-kicking chores and accounted for 14 of Denver's 44 points vs. the Browns by going 3-for-4 on field goals and 5-for-5 on PATs. With his three PAT attempts at the Jets (11/5), Elam passed Jim Turner (304) for most PAT attempts in franchise history. His game-winning 41-yd. field goal vs. Oak. (11/13) marked the ninth time in his career he converted a game-winning or game-saving field goal in the 4th qtr. or overtime. It was the first time in his career Elam kicked the winning field goal as time expired. He became the first Bronco to make 200 field goals in a career with his successful boot from 26 yds. vs. S.D. (11/19). With his 51-yard field goal vs. Atl. (9/10), Elam finished the 2000 season having connected on 23-of-37 (.621) attempts from 50 yds. and beyond in his career (22-34, .647 from 50-59 and 1-for-3, .333 from 60+). Elam successfully converted his only kick of the day in the AFC Wild Card Game at Balt. (12/31), making a 31-yd. field goal in the 2nd qtr.

**1999:** Elam converted all 29 point-after attempts and was 29-of-36 (80.6%) on field goal attempts to account for 116 points on the season (T5th AFC/T6th NFL). He scored in all 16 games to run his career streak to 111 games, the longest in franchise history and also made two tackles on special teams. Elam tied for sixth in the NFL in field goals (29). With his seven points vs. the Jets (10/3), Elam eclipsed Jim Turner (742 points; 1971-79) to become the all-time leading scorer in Denver Broncos franchise his-

### ELAM TIES ONE OF FOOTBALL'S LONGEST-STANDING RECORDS

On Oct. 25, 1998, Jason Elam tied a 28-year old NFL record by kicking a 63-yard field goal against the Jacksonville Jaguars at the end of the first half. He matched Tom Dempsey's record set Nov. 8, 1970, as a member of the New Orleans Saints against Detroit (a game-winner):

#### LONGEST FIELD GOALS IN NFL HISTORY

PLAYER	TEAM	OPPONENT (DATE)	DISTANCE
1. Jason Elam	Denver	vs. Jacksonville (10/25/98)	63
Tom Dempsey	New Orleans	vs. Detroit (11/8/70)	63
3. Morten Andersen	New Orleans	vs. Chicago (10/27/91)	60
Steve Cox	Cleveland	at Cincinnati (10/21/84)	60

tory (now 846). Already the franchise record-holder for career field goals (184), Elam became the leader in field-goal attempts (previously Turner, 233) and PATs made (Turner, 283) vs. Seattle (12/19) and finished the season with 237 and 288, respectively. Elam's 26-yd. field goal with 10:18 to play at Oakland (10/10) was the seventh game-winning field goal of his career, lifting Denver to a 16-13 win. Elam was 5-for-7 on field-goal attempts of 50-59 yds. in 1999 to improve his career percentage from that range to 63.7 percent (21-33). He was successful from 50 yds. at K.C. (9/19), 51 yds. vs. the Jets (10/3), 55 yds. at S.D. (11/7); 53 yds. vs. Oak. (11/22) and 50 vs. S.D. (1/2) while missing from 53 vs. Green Bay (10/17) and 59 at New England (10/24). The 55-yarder at San Diego was the third longest of his career and the longest since his NFL-record-tying 63-yarder vs. Jacksonville the year before (10/25/98). The effort earned Elam AFC Special Teams Player of the Week honors for Week 9 as he made four field goals and scored 15 points in the game, his highest single-game totals for both categories since setting career highs with five FGs and 16 pts. at K.C., Nov. 16, 1997. Elam matched the four-field-goal effort vs. Oakland (11/22) on Monday Night Football, including one of the most pressure-filled of his career, from 53 yds. out with 7 seconds remaining to tie the score at 21 and send the game to overtime. It proved to be the eighth game-winning or game-saving field goal of his career, as the Broncos went on to win 27-21 with Elam converting from 24, 30, 38 and 53 yds. on a cold (26 degrees), snowy night.

**1998:** Elam turned in the finest all-around performance of his six-year NFL career as he was selected to his second Pro Bowl, named second-team All-NFL by the Associated Press and *College & Pro Football Newsweekly*, and All-AFC by *Pro Football Weekly* and *Football News*. He carved out his place in NFL history Oct. 25 vs. Jacksonville when he tied the pro football record for the longest field goal, clearing the crossbar from 63 yds. away as time expired in the first half to match the 28-year old standard set by New Orleans' Tom Dempsey (vs. Detroit, Nov. 8, 1970). The kick shattered the previous club record of 57 yds. by Fred Steinfort (vs. Wash., 10/13/80) and the previous Mile High Stadium record of 58 yds. by Cleveland's Steve Cox (12/4/83), earning Elam AFC Special Teams Player of the Week and Miller Lite NFL Player of the Week honors for the first time in his career. It was the fourth field goal of 60-or-more yards in NFL history with Cox (60 yds. vs. Cin., 10/21/84) and Morten Andersen (N.O., 60 yds. vs. Chi., 10/27/91) joining Elam and Dempsey in the 60+ club. Elam enjoyed his finest season statistically in 1998, converting 23 of his 27 field goal attempts for a career-best and franchise-record percentage of .852 and all 58 point-after attempts for 127 total points while also making one tackle on a kickoff return. Elam tied for third in the AFC (T5th NFL) in scoring among kickers, and his 58 PAT conversions ranked second most in the NFL while also representing a team record for a single season (previous: 46 by Elam, 1996, '97). He strained his right hamstring in the second quarter vs. Philadelphia (10/4) and was unable to play in the second half. Elam practiced sparingly the following week but was able to play at Seattle (10/11), converting all three point-after attempts. He was 3-for-4 on kicks of 50 yards or longer with his successful boot from 53 yards in Week 1 vs. New England (9/7), his NFL-record-tying 63-yarder vs. Jacksonville, his 52-yarder at Miami (12/21) and his miss from 55 yds. vs. Seattle (12/27). The 53-yarder had been Elam's longest field goal since converting from the same distance in the 1997 season-opener vs. Kansas City (8/31/97). Versus Dallas (9/13), he tied a franchise record that he already shared with four other players by converting six point-after attempts. A week later at Oakland (9/20), his two field goals moved him past Rich Karlis (137) for second place on Denver's all-time field goal list, and he became the Broncos' all-time field goal leader at San Diego with his 152nd (Jim Turner, 151). Elam's 13 pts. vs. Jacksonville (10/25) moved him past Karlis (655) for second on the all-time franchise scoring list, finishing the year with 730 points. Elam set a franchise record for consecutive field goals made in Game 10 at Kansas City (11/16) on Monday Night Football, converting his 14th in a row to top Rich Karlis' previous standard of 13 (1984-85), and he ran his streak to 19 consecutive before having a 37-yd. attempt vs. Kansas City (12/6) blocked. His four PATs at San Diego (11/29) pushed his total to 47, besting his own previous franchise record of 46 achieved in 1996 and '97, and he finished the year with 58. Elam made 6-of-8 field goal attempts and all 11 point-after attempts for a team-leading 29 points in three postseason contests to move into second place in all-time postseason scoring by a Bronco. He also moved into the club postseason lead in point-after attempts (30) and second place in field goals made (9) and attempted (11). He made his only field goal attempt (32 yds.) and all five point-after



attempts to account for eight points in the AFC Divisional Playoff Game vs. Miami (1/9). That effort, however, was overshadowed by what he did a week later in the AFC Championship Game vs. the Jets (1/17), tying a franchise record with three field goals (also accomplished by David Treadwell, vs. Cle., 1/14/90 and Rich Karlis, at Cle., 1/11/87) and drilling both point-after for 11 points on the day. Elam's 48-yarder ties for the third longest in franchise playoff history, matching Rich Karlis' vs. the Giants in Super Bowl XXI (1/25/87). Elam had a busy day in Super Bowl XXXIII vs. Atlanta (1/31), converting 2-of-4 field goal attempts and all four point-after for 10 points in the Broncos' 34-19 win. He was successful from 26 and 37 yards in the 2nd and 4th qtrs., respectively, and missed from 38 and 48 yards in the 3rd, marking the first two postseason misses of his career.

**1997:** Elam converted 26 of his 36 field goal attempts—including three from beyond 50 yards (50, 51 and 53)—and tied his own franchise record (1996) for PATs in a season by going a perfect 46-46 in that department. His 124 total points on the season ranked second in the AFC (4th NFL), and his 46 PATs led the AFC (2nd NFL). Elam's three field goals from beyond 50 yards in 1997 gave him 14 for his career (23 att.), and a .609 percentage from that range. He also made one special teams tackle on the year. Elam passed the 500-point plateau with his final point-after attempt at Seattle (9/7), becoming only the third Bronco in history to do so and the fastest in terms of games played (66). He had a streak of three consecutive games with a field goal of 50+ yards snapped vs. St. Louis (9/14), a streak that dated back to the 1996 season finale when he converted a 51-yarder at San Diego (12/22/96). In so doing, Elam became just the fourth kicker since the 1970 AFL-NFL merger to connect on field goals of 50 or more yards in three consecutive games. The others were Horst Muhlmann (1970), Tom Dempsey (1971) and Chris Bahr (1981). Elam was inactive for the New England game (10/6) because of groin and hip flexor injuries to his right leg suffered the previous week at Atlanta (9/28). He missed most of that game after sustaining the injury on the kickoff following the Broncos' first touchdown. The New England game was the first missed by Elam in his five-year NFL career. With his first point-after at Oakland (10/19), Elam set a new Broncos record for consecutive games scoring at least one point (70), surpassing Rich Karlis' team record set from 1984-88. He had now scored at least one point in the last 79 games in which he has played. He kicked the game-winning 33-yard field goal in overtime at Buffalo (10/26), the second time in his career that Elam has won a game for the Broncos in OT. The first was at Kansas City (20-17) Dec. 4, 1994. Elam tied his own franchise record with five field goals at Kansas City (11/16), matching the standard achieved previously by himself (vs. Buffalo, 9/3/95), Rich Karlis (vs. Seattle, 11/20/83) and Gene Mingo (vs. San Diego, 10/6/63). In that game, he also tied his career high for field goal attempts in a game (6). In the postseason, Elam was perfect, converting all 15 point-after attempts and both field goal attempts of 43 and 51 yards. The 51-yard field goal in the Super Bowl was the second longest in Super Bowl history (54 yds., Steve Christie, Buff., SB XXVIII) as well as the longest in Broncos postseason history, and his 6-for-6 output on point-after attempts vs. Jacksonville (12/27) also set a Broncos postseason record, topping the previous mark (5-of-5) held by Rich Karlis (vs. Cleveland, 1/17/88).

**1996:** Elam converted 21-of-28 field goal attempts and all 46 point-after attempts to lead the team with 109 points. A hip flexor injury he suffered at Seattle in Week Two (9/8) hindered his performance during the middle of the season. The injury occurred when he was hit in the leg while following through on a kick. Elam's 109 points figured eighth among AFC kickers and made him the first player in Broncos history to achieve four seasons with 100 or more points, having done so in each of his four professional seasons. He was also credited with one special teams tackle on the season. Elam converted three field goals in a game on two separate occasions, doing so at Seattle (9/8) in a 30-20 Denver victory and at Oakland (11/4) in Denver's 22-21 Monday Night win over the Raiders, its third of four consecutive wins over its arch-rival. Elam also tied the team record for most extra points in a game with six against Baltimore (10/20) in a 45-34 Bronco triumph. He connected on his only 50+-yard field goal of the '96 season at San Diego (12/22) in the regular season finale. In Denver's AFC Divisional Playoff vs. Jacksonville, he did not attempt a field goal and was 1-2 on point-after attempts, having his first try of the day blocked by the Jaguars' Clyde Simmons.

**1995:** Elam finished tied for third in the NFL in scoring—tied for second among kickers—with 132 points and tied for second in field goals made with 31 as he was voted to his first Pro Bowl appearance. The 132 points are the second most by a Bronco in a single season, and the 31 field goals broke Elam's own record of 30 set in '94. On the season, he was 31-for-38 (.816) on field goal attempts and 39-39 on point-after attempts. His breakthrough season also included second-team All-Pro honors from both the Associated Press and *College & Pro Football Newsweekly* as well as All-AFC honors from *Pro Football Weekly*. He also punted once for 17 yards and contributed two special teams tackles. Elam was 5-of-7 (.714) on field-goal attempts of 50 yards or longer—including one missed attempt of 66 yards versus Seattle (12/10)—to improve his career numbers from that distance to 10-of-16 (.625). His 66-yard attempt was the second longest kick ever attempted by a Bronco, trailing only the 73-yard attempt (also missed) by Fred Steinfort at New England in 1980 (9/29) and was the longest ever attempted at Mile High Stadium. His five field goals of 50 yards or more tied a Broncos single-season record, originally held by Fred Steinfort (5-8 in 1980). Elam's 56-yarder at Houston (11/26) was the longest of his career and the second longest in franchise history behind Steinfort's 57-yarder vs. Washington, Oct. 13, 1980. At

Oakland on Christmas Eve, Elam scored 11 points, including the game-winning 37-yard field goal with 48 seconds remaining, in Denver's 31-28 win. It was the second time in 1995 that Elam had kicked a game-winning field goal in the final minute, following his 32-yard effort that beat San Diego with 0:02 remaining (11/19). The San Diego game-winner was the third of Elam's career and his first in the final seconds of regulation. Elam made a franchise-record 13 consecutive field goals during the middle of the season, beginning with a 30-yarder at Seattle (10/1) and ending with a 35-yarder against San Diego (11/19). Elam set the tone for his stellar season in the opener against Buffalo (9/3), tying a Broncos single-game record with five successful field goals in six attempts (22, 52, 20, 38, 37; missed from 38).

**1994:** Elam matched his rookie total of 119 points scored (fourth on the Broncos' all-time single-season scoring list) and set a Broncos record for successful field goals in a season with 30 (37 attempts). He also was a perfect 29-for-29 on point-after attempts, giving him a two-year accuracy of .986 (70-of-71). His two-year field-goal percentage of .778 moved him into second on the Broncos' all-time career list just behind David Treadwell (.779 from 1989-92). His accuracy on kicks inside 40 yards was impeccable in 1994 as he converted 22-of-22 kicks within that distance. Elam tied his NFL long and the fourth-longest kick in Broncos history with a 54-yard field goal at San Diego (10/23). He accounted for nine of the Broncos' 15 points in a 15-13 win over Cincinnati (11/27) by converting 3-of-5 attempts (34 yards, 33 and 37). He also connected for three field goals at New York (3-for-3) and at Seattle (3-for-4). Elam had just one field goal attempt blocked, a 50-yard attempt against Atlanta (11/20).

**1993:** Elam showed his leg strength on several long field goals during the 1993 season. His 119 points (fourth-highest figure in Bronco history) placed him fourth in the AFC and seventh in the NFL. Elam was successful on 4-of-6 field goal attempts longer than 50 yards. His 54-yarder in the week two game vs. San Diego (9/12) was the fourth longest in team history. That came one week after he tied for the third-best single game performance at the New York Jets (9/5) in the season opener. In that game, he went 4-for-4. For the year, Elam made 26 field goals, tying for fourth-best in team history.

**COLLEGE:** Elam was a superb combination kicker in college, holding virtually every school and conference scoring record at the University of Hawaii. He finished his career with 79 field goals, just one shy of the NCAA record held by Jeff Jaeger (80). Elam holds the Western Athletic Conference scoring record with 395 points and made 30-of-43 field goals of 40 yards or more. Elam finished his collegiate career with a .790 field goal percentage, connecting on 79-of-100 attempts with his longest being a 56-yarder. He finished 157-of-160 in PATs for the Rainbow Warriors. As a senior, Elam was selected first-team All-America (Kodak and The Poor Man's Guide to the NFL Draft) and was first-team All-WAC. He made 16-of-25 field goals and 44 extra points, finishing with 92 points for the season. He also finished his collegiate career with a 43.5-yard average on 84 punts. Elam was a communication major.

**PERSONAL:** Jason and his wife, Tamy, a former Broncos cheerleader, have a son, Jason Jr., 6, and a daughter, Jordan Noel, 5. The family makes its offseason home in Parker, Colo. Elam is a licensed commercial airplane pilot who plans to fly full-time when he completes his NFL playing career. Elam was first-team all-county and second-team all-state at Brookwood High School in Snellville, Ga., where he also lettered in swimming and track. Jason was born March 8, 1970, in Fort Walton Beach, Fla.

### ELAM'S REGULAR SEASON RECORD

Year	Club	G	FIELD GOALS							TOTAL	Pct.	PATs		Pts.
			1-19	20-29	30-39	40-49	50-59	60+				Md./Att.	Pct.	
1993	Denver	16	0/0	11/12	6/6	5/11	4/6	0/0	26/35	.742		41/42	.976	119
1994	Denver	16	0/0	11/11	11/11	7/12	1/3	0/1	30/37	.811		29/29	1.000	119
1995	Denver	16	0/0	7/9	14/15	5/7	5/6	0/1	31/38	.816		39/39	1.000	132
1996	Denver	16	2/2	8/8	4/5	6/10	1/3	0/0	21/28	.750		46/46	1.000	109
1997	Denver	15	0/0	10/11	10/12	3/8	3/5	0/0	26/36	.722		46/46	1.000	124
1998	Denver	16	0/0	3/3	13/14	4/6	2/3	1/1	23/27	.852		58/58	1.000	127
1999	Denver	16	1/1	8/8	7/8	8/11	5/7	0/1	29/36	.806		29/29	1.000	116
2000	Denver	13	0/0	7/7	6/7	4/9	1/1	0/0	18/24	.750		49/49	1.000	103
2001	Denver	16	0/0	11/11	8/8	10/13	2/3	0/1	31/36	.861		31/31	1.000	124
2002	Denver	16	1/1	9/9	7/9	5/11	4/6	0/0	26/36	.784		42/43	.995	120
2003	Denver	16	0/0	10/11	6/6	9/11	2/3	0/0	27/31	.871		39/39	1.000	120
<b>CAREER TOTALS</b>		<b>172</b>	<b>4/4</b>	<b>95/100</b>	<b>92/101</b>	<b>66/109</b>	<b>30/46</b>	<b>1/4</b>	<b>288/364</b>	<b>.791</b>		<b>449/451</b>	<b>.996</b>	<b>1,313</b>

**ADDITIONAL STATISTICS:** Punted once for 17 yards vs. Kansas City, 10/22/95. Special teams tackles — 1995 (2), 1997 (1), 1999 (2), 2001 (1), 2002 (1), TOTAL (7).

### ELAM'S POSTSEASON RECORD

Year	Club	G	FIELD GOALS							TOTAL	Pct.	PATs		Pts.
			1-19	20-29	30-39	40-49	50-59	60+				Md./Att.	Pct.	
1993	Denver	1	0/0	0/0	1/1	0/0	0/0	0/0	1/1	1.000		3/3	1.000	6
1996	Denver	1	0/0	0/0	0/0	0/0	0/0	0/0	0/0	.000		1/2	.500	1
1997	Denver	4	0/0	0/0	0/0	1/1	1/1	0/0	2/2	1.000		15/15	1.000	21
1998	Denver	3	0/0	1/1	3/4	2/3	0/0	0/0	6/8	.750		11/11	1.000	29
2000	Denver	1	0/0	0/0	1/1	0/0	0/0	0/0	1/1	1.000		0/0	.000	3
2003	Denver	1	0/0	0/0	0/0	1/2	0/0	0/0	1/2	.500		1/1	1.000	4
<b>CAREER TOTALS</b>		<b>10</b>	<b>0/0</b>	<b>1/1</b>	<b>5/6</b>	<b>4/6</b>	<b>1/1</b>	<b>0/0</b>	<b>11/14</b>	<b>.786</b>		<b>31/32</b>	<b>.969</b>	<b>64</b>



## ELAM'S SINGLE GAME HIGHS

(Postseason in parenthesis)

**Most Field Goals Made** — 5 twice: at Kansas City, 11/16/97 and vs. Buffalo, 9/3/95 (3 vs. N.Y. Jets, 1/17/99). **Most Field Goals Attempted** — 6 twice: at Kansas City, 11/16/97 and vs. Buffalo, 9/3/95 (4 vs. Atlanta, 1/31/99). **Longest Field Goal Made** — 63 (ties *NFL record*) vs. Jacksonville, 10/25/98 (51 vs. Green Bay, 1/25/98). **Longest Field Goal Attempted** — 66 vs. Seattle, 12/10/95 (51 vs. Green Bay, 1/25/98). **Most Consecutive Field Goals Made** — 19, 12/21/97-11/29/98 (8, 1/9/94-1/31/99). **Most PATs Made** — 6 vs. Kansas City, 12/7/03, vs. Dallas, 9/13/98 and vs. Baltimore, 10/20/96 (6 vs. Jacksonville, 12/27/97). **Most PATs Attempted** — 6 vs. Kansas City, 12/7/03, vs. Dallas, 9/13/98 and vs. Baltimore, 10/20/96 (6 vs. Jacksonville, 12/27/97). **Most Consecutive PATs Made** — 371 (*NFL record*), 11/21/93-11/17/02 (26, 12/27/97-current); **Most Points Scored** — 16 three times: vs. Miami, 10/13/02, at Kansas City, 11/16/97 and at Buffalo, 9/3/95 (11 vs. N.Y. Jets, 1/17/99). **Most Consecutive Games with a Field Goal** — 16\*, at San Diego, 12/1/02 through vs. Chicago, 11/23/03. \*Franchise Record.

## ELAM'S POSTSEASON FIELD GOALS BROKEN DOWN BY CATEGORY

### KICKING SURFACES

POSTSEASON	Home	Home	Away	Away	Away	Away	Totals
Year Club	(Grass)	Pct.	Total	Pct.	Grass	Turf	All Games
1993 Denver	0/0	.000	1/1	1.000	1/1	0/0	1/1
1996 Denver	0/0	.000	0/0	.000	0/0	0/0	0/0
1997 Denver	0/0	.000	2/2	1.000	1/1	1/1	2/2
1998 Denver	4/4	1.000	2/4	.500	2/4	0/0	6/8
2000 Denver	0/0	.000	1/1	1.000	1/1	0/0	1/1
2003 Denver	0/0	.000	1/2	.500	0/0	1/2	1/2
<b>CAREER TOTALS</b>	<b>4/4</b>	<b>1.000</b>	<b>7/10</b>	<b>.700</b>	<b>5/7</b>	<b>2/3</b>	<b>11/14</b>

## JASON ELAM CAREER GAME-BY-GAME

(Denver victories asterisked)

1993			FIELD GOALS							PATs			
Date	Opponent	P	10-19	20-29	30-39	40-49	50-59	60+	TOTAL	Pct.	Md./Att.	Pct.	Pts.
Sep 5	at N.Y. Jets*	P	0/0	1/1	1/1	2/2	0/0	0/0	4/4	1.000	2/2	1.000	14
Sep 12	vs. San Diego*	P	0/0	1/1	0/0	0/0	1/1	0/0	2/2	1.000	4/4	1.000	10
Sep 20	at Kansas City	P	0/0	0/0	0/0	0/0	0/0	0/0	.000	1/1	1.000	1	
Oct 3	vs. Indianapolis*	P	0/0	0/0	0/0	0/0	0/1	0/0	0/1	.000	5/5	1.000	5
Oct 10	at Green Bay	P	0/0	0/0	1/1	1/1	0/0	0/0	2/2	1.000	3/3	1.000	9
Oct 18	vs. Oakland	P	0/0	0/0	1/1	1/2	0/0	0/0	2/3	.667	2/2	1.000	8
Oct 31	vs. Seattle*	P	0/0	0/0	0/0	0/1	0/0	0/0	0/1	.000	4/4	1.000	4
Nov 7	at Cleveland*	P	0/0	1/1	1/1	0/0	0/0	0/0	2/2	1.000	3/3	1.000	9
Nov 14	vs. Minnesota	P	0/0	0/1	0/0	0/0	1/1	0/0	1/2	.500	2/3	.667	5
Nov 21	vs. Pittsburgh*	P	0/0	2/2	0/0	1/1	0/0	0/0	3/3	1.000	4/4	1.000	13
Nov 28	at Seattle*	P	0/0	1/1	0/0	0/1	0/0	0/0	1/2	.500	2/2	1.000	5
Dec 5	at San Diego	P	0/0	0/0	1/1	0/1	0/0	0/0	1/2	.500	1/1	1.000	4
Dec 12	vs. Kansas City*	P	0/0	0/0	1/1	0/0	1/1	0/0	2/2	1.000	3/3	1.000	9
Dec 18	at Chicago*	P	0/0	2/2	0/0	0/1	0/0	0/0	2/3	.667	1/1	1.000	7
Dec 26	vs. Tampa Bay	P	0/0	1/1	0/0	0/0	0/1	0/0	1/2	.500	1/1	1.000	4
Jan 2	at Oakland	P	0/0	2/2	0/0	0/1	1/1	0/0	3/4	.750	3/3	1.000	12
<b>1993 Reg. Season Totals</b>	<b>16</b>	<b>0/0</b>	<b>11/12</b>	<b>6/6</b>	<b>5/11</b>	<b>4/6</b>	<b>0/0</b>	<b>26/35</b>	<b>.743</b>		<b>41/42</b>	<b>.976</b>	<b>119</b>
Jan 9	at Oakland†	P	0/0	0/0	1/1	0/0	0/0	0/0	1/1	1.000	3/3	1.000	6
<b>1993 Postseason Totals</b>	<b>1</b>	<b>0/0</b>	<b>0/0</b>	<b>1/1</b>	<b>0/0</b>	<b>0/0</b>	<b>0/0</b>	<b>1/1</b>	<b>1.000</b>		<b>3/3</b>	<b>1.000</b>	<b>6</b>

†AFC Wild Card Playoff Game

1994			FIELD GOALS							PATs			
Date	Opponent	P	10-19	20-29	30-39	40-49	50-59	60+	TOTAL	Pct.	Md./Att.	Pct.	Pts.
Sep 4	vs. San Diego	P	0/0	1/1	0/0	1/1	0/0	0/0	2/2	1.000	4/4	1.000	10
Sep 11	at New York Jets	P	0/0	2/2	0/0	1/1	0/0	0/0	3/3	1.000	1/1	1.000	10
Sep 18	vs. Oakland	P	0/0	0/0	0/0	1/1	0/0	0/0	1/1	1.000	1/1	1.000	4
Sep 26	at Buffalo	P	0/0	1/1	0/0	1/2	0/0	0/0	2/3	.667	2/2	1.000	8
Oct 9	at Seattle*	P	0/0	1/1	2/2	0/1	0/0	0/0	3/4	.750	1/1	1.000	10
Oct 17	vs. Kansas City	P	0/0	0/0	0/0	0/0	0/0	0/0	.000	4/4	1.000	4	
Oct 23	at San Diego*	P	0/0	1/1	0/0	0/1	1/1	0/0	2/3	.667	2/2	1.000	8
Oct 30	vs. Cleveland*	P	0/0	1/1	1/1	0/0	0/0	0/0	2/2	1.000	2/2	1.000	8
Nov 6	at St. Louis	P	0/0	1/1	0/0	1/1	0/1	0/0	2/3	.667	1/1	1.000	7
Nov 13	vs. Seattle*	P	0/0	0/0	0/0	1/1	0/0	0/0	1/1	1.000	2/2	1.000	5
Nov 20	vs. Atlanta*	P	0/0	0/0	1/1	0/0	0/1	0/0	1/2	.500	3/3	1.000	6
Nov 27	vs. Cincinnati*	P	0/0	0/0	3/3	0/2	0/0	0/0	3/5	.600	0/0	1.000	9
Dec 4	at Kansas City*	P	0/0	0/0	2/2	0/0	0/0	0/0	2/2	1.000	2/2	1.000	8
Dec 11	at Oakland	P	0/0	2/2	0/0	0/0	0/0	0/0	2/2	1.000	1/1	1.000	7
Dec 17	at San Francisco	P	0/0	1/1	0/0	1/1	0/0	0/0	2/2	1.000	1/1	1.000	7
Dec 24	vs. New Orleans	P	0/0	0/0	2/2	0/0	0/0	0/0	2/2	1.000	2/2	1.000	8
<b>1994 Reg. Season Totals</b>	<b>16</b>	<b>0/0</b>	<b>11/11</b>	<b>11/11</b>	<b>7/12</b>	<b>1/3</b>	<b>0/0</b>	<b>30/37</b>	<b>.811</b>		<b>29/29</b>	<b>1.000</b>	<b>119</b>

1995			FIELD GOALS							PATs			
Date	Opponent	P	10-19	20-29	30-39	40-49	50-59	60+	TOTAL	Pct.	Md./Att.	Pct.	Pts.
Sep 3	vs. Buffalo*	P	0/0	2/2	2/3	0/0	1/1	0/0	5/6	.833	1/1	1.000	16
Sep 10	at Dallas	P	0/0	0/0	0/0	0/0	0/0	0/0	0/0	.000	3/3	1.000	3
Sep 17	vs. Washington*	P	0/0	1/1	0/0	0/0	0/0	0/0	1/1	1.000	5/5	1.000	8
Sep 24	at San Diego	P	0/0	1/1	0/0	0/0	1/1	0/0	2/2	1.000	0/0	1.000	6
Oct 1	at Seattle	P	0/0	0/1	1/1	0/0	0/1	0/0	1/3	.333	1/1	1.000	4
Oct 8	at New England*	P	0/0	0/0	2/2	0/0	1/1	0/0	3/3	1.000	4/4	1.000	13
Oct 16	vs. Oakland*	P	0/0	0/0	4/4	0/0	0/0	0/0	4/4	1.000	1/1	1.000	13
Oct 22	vs. Kansas City	P	0/0	0/0	0/0	0/0	0/0	0/0	.000	1/1	1.000	1	
Nov 5	vs. Arizona*	P	0/0	0/0	0/0	0/0	1/1	0/0	1/1	1.000	5/5	1.000	8
Nov 12	at Philadelphia	P	0/0	0/0	2/2	2/2	0/0	0/0	2/2	1.000	1/1	1.000	7
Nov 19	vs. San Diego*	P	0/0	1/1	2/2	0/1	0/0	0/0	3/4	.750	3/3	1.000	12
Nov 26	at Houston	P	0/0	0/0	1/1	0/1	1/1	0/0	2/3	.667	3/3	1.000	9
Dec 3	vs. Jacksonville*	P	0/0	0/0	1/1	0/0	0/0	0/0	1/1	1.000	4/4	1.000	7
Dec 10	vs. Seattle	P	0/0	1/1	0/0	1/1	0/0	0/1	2/3	.667	3/3	1.000	9
Dec 17	at Kansas City	P	0/0	0/0	0/0	1/1	0/0	0/1	1/1	1.000	2/2	1.000	5
Dec 24	at Oakland*	P	0/0	1/2	1/1	1/1	0/0	0/0	3/4	.750	2/2	1.000	11
<b>1995 Reg. Season Totals</b>	<b>16</b>	<b>0/0</b>	<b>7/9</b>	<b>14/15</b>	<b>5/7</b>	<b>5/6</b>	<b>0/1</b>	<b>31/38</b>	<b>.816</b>		<b>39/39</b>	<b>1.000</b>	<b>132</b>

1996			FIELD GOALS							PATs			
Date	Opponent	P	10-19	20-29	30-39	40-49	50-59	60+	TOTAL	Pct.	Md./Att.	Pct.	Pts.
Sep 1	vs. N.Y. Jets*	P	0/0	1/1	0/0	0/0	0/0	0/0	1/1	1.000	4/4	1.000	7
Sep 8	at Seattle*	P	1/1	1/1	1/1	0/0	0/0	0/0	3/3	1.000	3/3	1.000	12
Sep 15	vs. Tampa Bay*	P	0/0	1/1	0/0	1/1	0/0	0/0	2/2	1.000	3/3	1.000	9
Sep 22	at Kansas City	P	0/0	0/0	0/1	0/0	0/1	0/0	0/2	.000	2/2	1.000	2
Sep 29	at Cincinnati*	P	0/0	0/0	0/0	0/0	0/0	0/0	.000	2/2	1.000	2	
Oct 6	vs. San Diego*	P	0/0	0/0	0/0	0/0	0/0	0/0	.000	4/4	1.000	4	
Oct 20	vs. Baltimore*	P	0/0	0/0	1/1	0/0	0/0	0/0	1/1	1.000	6/6	1.000	9
Oct 27	vs. Kansas City*	P	0/0	1/1	0/0	1/2	0/0	0/0	2/3	.667	4/4	1.000	10
Nov 4	at Oakland*	P	0/0	1/1	1/1	1/1	0/0	0/0	3/3	1.000	1/1	1.000	10
Nov 10	vs. Chicago*	P	0/0	1/1	0/0	0/0	0/0	0/0	1/1	1.000	2/2	1.000	5
Nov 17	at New England*	P	0/0	1/1	0/0	1/1	0/1	0/0	2/3	.667	4/4	1.000	10
Nov 24	at Minnesota*	P	0/0	0/0	0/0	0/1	0/0	0/0	0/1	.000	3/3	1.000	3
Dec 1	vs. Seattle*	P	1/1	0/0	0/0	1/1	0/0	0/0	2/2	1.000	4/4	1.000	10
Dec 8	at Green Bay	P	0/0	0/0	1/1	1/1	0/0	0/0	2/2	1.000	0/0	1.000	6
Dec 15	vs. Oakland*	P	0/0	1/1	0/0	0/1	0/0	0/0	1/2	.500	3/3	1.000	6
Dec 22	at San Diego	P	0/0	0/0	0/0	0/1	1/1	0/0	1/2	.500	1/1	1.000	4
<b>1996 Reg. Season Totals</b>	<b>16</b>	<b>2/2</b>	<b>8/8</b>	<b>4/5</b>	<b>6/10</b>	<b>1/3</b>	<b>0/0</b>	<b>21/28</b>	<b>.750</b>		<b>46/46</b>	<b>1.000</b>	<b>109</b>
Jan 4	vs. Jacksonville†	P	0/0	0/0	0/0	0/0	0/0	0/0	0/0	.000	1/2	.500	1
<b>1996 Postseason Totals</b>	<b>1</b>	<b>0/0</b>	<b>0/0</b>	<b>0/0</b>	<b>0/0</b>	<b>0/0</b>	<b>0/0</b>	<b>0/0</b>	<b>.000</b>		<b>1/2</b>	<b>.500</b>	<b>1</b>

†AFC Wild Card Playoff Game

1997	FIELD GOALS										PATs			
Date	Opponent	P	10-19	20-29	30-39	40-49	50-59	60+	TOTAL	Pct.	Md./Att.	Pct.	Pts.	
Aug 31	vs. Kansas City*	P	0/0	1/1	2/2	0/0	1/1	0/0	4/4	1.000	1/1	1.000	13	
Sep 7	at Seattle*	P	0/0	0/0	1/1	0/0	1/1	0/0	2/2	1.000	3/3	1.000	9	
Sep 14	vs. St. Louis*	P	0/0	0/0	0/0	0/1	0/0	0/0	0/1	.000	5/5	1.000	5	
Sep 21	vs. Cincinnati*	P	0/0	1/1	0/0	0/0	0/0	0/0	1/1	1.000	5/5	1.000	8	
Sep 28	at Atlanta*	P	0/0	0/0	0/0	0/0	0/0	0/0	0/0	.000	1/1	1.000	1	
Oct 6	vs. New England*	INACTIVE—GROIN/HIP FLEXOR												
Oct 19	at Oakland	P	0/0	0/0	0/0	1/3	0/0	0/0	1/3	.333	2/2	1.000	5	
Oct 26	at Buffalo*	P	0/0	2/2	1/2	0/0	0/0	0/0	3/4	.750	2/2	1.000	11	
Nov 2	vs. Seattle*	P	0/0	2/2	0/0	1/1	0/0	0/0	3/3	1.000	3/3	1.000	12	
Nov 9	vs. Carolina*	P	0/0	1/1	0/0	0/1	1/1	0/0	2/3	.667	4/4	1.000	10	
Nov 16	at Kansas City	P	0/0	2/2	3/3	0/0	0/1	0/0	5/6	.833	1/1	1.000	16	
Nov 24	vs. Oakland*	P	0/0	0/0	1/1	0/0	0/0	0/1	1/1	1.000	4/4	1.000	7	
Nov 30	at San Diego*	P	0/0	0/0	1/2	0/0	0/0	0/0	1/2	.500	5/5	1.000	8	
Dec 7	at Pittsburgh	P	0/0	0/0	1/1	0/0	0/1	0/0	1/2	.500	3/3	1.000	6	
Dec 15	at San Francisco	P	0/0	0/1	0/0	1/2	0/0	0/0	1/3	.333	2/2	1.000	5	
Dec 21	vs. San Diego*	P	0/0	1/1	0/0	0/0	0/0	0/1	1/1	1.000	5/5	1.000	8	



1998 FIELD GOALS														PATs		
Date	Opponent	P	10-19	20-29	30-39	40-49	50-59	60+	TOTAL	Pct.	Md./Att.	Pct.	Pts.			
Sep 7	New England*	P	0/0	0/0	0/0	1/1	1/1	0/0	2/2	1.000	3/3	1.000	9			
Sep 13	vs. Dallas*	P	0/0	0/0	0/0	0/0	0/0	0/0	0/0	.000	6/6	1.000	6			
Sep 20	at Oakland*	P	0/0	0/0	2/2	0/0	0/0	0/0	2/2	1.000	4/4	1.000	10			
Sep 27	at Washington*	P	0/0	0/0	1/1	0/0	0/0	0/0	1/1	1.000	5/5	1.000	8			
Oct 4	vs. Philadelphia*	P	0/0	0/0	0/0	0/0	0/0	0/0	0/0	.000	5/5	1.000	5			
Oct 11	at Seattle*	P	0/0	0/0	0/0	0/0	0/0	0/0	0/0	.000	3/3	1.000	3			
Oct 25	vs. Jacksonville*	P	0/0	0/0	2/2	0/0	0/0	1/1	3/3	1.000	4/4	1.000	13			
Nov 1	at Cincinnati*	P	0/0	0/0	2/2	0/0	0/0	0/0	2/2	1.000	3/3	1.000	9			
Nov 8	vs. San Diego*	P	0/0	1/1	1/1	0/0	0/0	0/0	2/2	1.000	3/3	1.000	9			
Nov 16	at Kansas City*	P	0/0	0/0	1/1	2/2	0/0	0/0	3/3	1.000	3/3	1.000	12			
Nov 22	vs. Oakland*	P	0/0	1/1	1/1	0/0	0/0	0/0	2/2	1.000	4/4	1.000	10			
Nov 29	at San Diego*	P	0/0	0/0	1/1	0/0	0/0	0/0	1/1	1.000	4/4	1.000	7			
Dec 6	vs. Kansas City*	P	0/0	0/0	0/1	0/0	0/0	0/0	0/1	.000	5/5	1.000	5			
Dec 13	at N.Y. Giants	P	0/0	1/1	2/2	0/0	0/0	0/0	3/3	1.000	1/1	1.000	10			
Dec 21	at Miami	P	0/0	0/0	0/0	1/2	1/1	0/0	2/3	.667	1/1	1.000	7			
Dec 27	vs. Seattle*	P	0/0	0/0	0/0	0/1	0/1	0/0	0/2	.000	4/4	1.000	4			
<b>1998 Reg. Season Totals</b>			<b>16</b>	<b>0/0</b>	<b>3/3</b>	<b>13/14</b>	<b>4/6</b>	<b>2/3</b>	<b>1/1</b>	<b>23/27</b>	<b>.852</b>	<b>58/58</b>	<b>1.000</b>	<b>127</b>		
Jan 9	vs. Miami*†	P	0/0	0/0	1/1	0/0	0/0	0/0	1/1	1.000	5/5	1.000	8			
Jan 17	vs. N.Y. Jets*‡	P	0/0	0/0	1/1	2/2	0/0	0/0	3/3	1.000	2/2	1.000	11			
Jan 31	vs. Atlanta*§	P	0/0	1/1	1/2	0/1	0/0	0/0	2/4	.500	4/4	1.000	10			
<b>1998 Postseason Totals</b>			<b>3</b>	<b>0/0</b>	<b>1/1</b>	<b>3/4</b>	<b>2/3</b>	<b>0/0</b>	<b>0/0</b>	<b>6/8</b>	<b>.750</b>	<b>11/11</b>	<b>1.000</b>	<b>29</b>		

†AFC Divisional Playoff Game

‡AFC Championship Game

§Super Bowl XXXIII

1999 FIELD GOALS														PATs		
Date	Opponent	P	10-19	20-29	30-39	40-49	50-59	60+	TOTAL	Pct.	Md./Att.	Pct.	Pts.			
Sep 13	vs. Miami	P	0/0	0/0	0/0	0/2	0/0	0/0	0/2	.000	3/3	1.000	3			
Sep 19	at Kansas City	P	0/0	0/0	0/0	0/0	1/1	0/0	1/1	1.000	1/1	1.000	4			
Sep 26	at Tampa Bay	P	0/0	0/0	0/0	1/1	0/0	0/0	1/1	1.000	1/1	1.000	4			
Oct 3	vs. New York Jets	P	0/0	1/1	0/0	0/0	1/1	0/0	2/2	1.000	1/1	1.000	7			
Oct 10	at Oakland*	P	0/0	1/1	0/0	2/2	0/0	0/0	3/3	1.000	1/1	1.000	10			
Oct 17	vs. Green Bay*	P	0/0	1/1	0/0	0/0	0/1	0/0	1/2	.500	4/4	1.000	7			
Oct 24	at New England	P	0/0	1/1	1/1	1/1	0/1	0/0	3/4	.750	2/2	1.000	11			
Oct 31	vs. Minnesota	P	1/1	0/0	0/1	0/0	0/0	0/0	1/2	.500	1/1	1.000	4			
Nov 7	at San Diego*	P	0/0	1/1	0/0	2/2	1/1	0/0	4/4	1.000	3/3	1.000	15			
Nov 14	at Seattle	P	0/0	1/1	0/0	0/0	0/0	0/0	1/1	1.000	2/2	1.000	5			
Nov 22	vs. Oakland*	P	0/0	1/1	2/2	0/0	1/1	0/0	4/4	1.000	1/1	1.000	13			
Dec 5	vs. Kansas City	P	0/0	0/0	1/1	0/0	0/0	0/0	1/1	1.000	1/1	1.000	4			
Dec 13	at Jacksonville	P	0/0	0/0	0/0	1/1	0/0	0/0	1/1	1.000	3/3	1.000	6			
Dec 19	vs. Seattle*	P	0/0	1/1	1/1	1/2	0/0	0/1	3/5	.600	3/3	1.000	12			
Dec 25	at Detroit*	P	0/0	0/0	1/1	0/0	0/0	0/0	1/1	1.000	2/2	1.000	5			
Jan 2	vs. San Diego	P	0/0	0/0	1/1	0/0	1/1	0/0	2/2	1.000	0/0	1.000	6			
<b>1999 Reg. Season Totals</b>			<b>16</b>	<b>1/1</b>	<b>8/8</b>	<b>7/8</b>	<b>8/11</b>	<b>5/7</b>	<b>0/1</b>	<b>29/36</b>	<b>.806</b>	<b>29/29</b>	<b>1.000</b>	<b>116</b>		

2000 FIELD GOALS														PATs		
Date	Opponent	P	10-19	20-29	30-39	40-49	50-59	60+	TOTAL	Pct.	Md./Att.	Pct.	Pts.			
Sep 4	at St. Louis	P	0/0	0/0	3/3	0/0	0/0	0/0	3/3	1.000	3/3	1.000	12			
Sep 10	vs. Atlanta*	P	0/0	1/1	0/0	0/0	1/1	0/0	2/2	1.000	4/4	1.000	10			
Sep 17	at Oakland*					INACTIVE—LOWER BACK										
Sep 24	vs. Kansas City					INACTIVE—LOWER BACK										
Oct 1	vs. New England					INACTIVE—LOWER BACK										
Oct 8	at San Diego*	P	0/0	0/0	0/0	0/0	0/0	0/0	0/0	.000	3/3	1.000	3			
Oct 15	vs. Cleveland*	P	0/0	1/1	0/0	2/3	0/0	0/0	3/4	.750	5/5	1.000	14			
Oct 22	at Cincinnati	P	0/0	0/0	0/0	0/2	0/0	0/0	0/2	.000	3/3	1.000	3			
Nov 5	at New York Jets*	P	0/0	1/1	1/1	1/1	0/0	0/0	3/3	1.000	3/3	1.000	12			
Nov 13	vs. Oakland*	P	0/0	1/1	0/0	1/1	0/0	0/0	2/2	1.000	3/3	1.000	9			
Nov 19	vs. San Diego*	P	0/0	1/1	0/0	0/1	0/0	0/0	1/2	.500	5/5	1.000	8			
Nov 26	at Seattle*	P	0/0	0/0	1/1	0/0	0/0	0/0	1/1	1.000	5/5	1.000	8			
Dec 3	at New Orleans*	P	0/0	1/1	0/0	0/0	0/0	0/0	1/1	1.000	5/5	1.000	8			
Dec 10	vs. Seattle*	P	0/0	0/0	1/1	0/0	0/0	0/0	1/1	1.000	4/4	1.000	7			
Dec 17	at Kansas City	P	0/0	0/0	0/1	0/0	0/0	0/0	0/1	.000	1/1	1.000	1			
Dec 23	vs. San Francisco*	P	0/0	1/1	0/0	0/1	0/0	0/0	1/2	.500	5/5	1.000	8			
<b>2000 Reg. Season Totals</b>			<b>13</b>	<b>0/0</b>	<b>7/7</b>	<b>6/7</b>	<b>4/9</b>	<b>1/1</b>	<b>0/0</b>	<b>18/24</b>	<b>.750</b>	<b>49/49</b>	<b>1.000</b>	<b>103</b>		
Dec 31	at Baltimore†	P	0/0	0/0	1/1	0/0	0/0	0/0	1/1	1.000	0/0	.000	3			
<b>2000 Postseason Totals</b>			<b>1</b>	<b>0/0</b>	<b>0/0</b>	<b>1/1</b>	<b>0/0</b>	<b>0/0</b>	<b>0/0</b>	<b>1/1</b>	<b>1.000</b>	<b>0/0</b>	<b>.000</b>	<b>3</b>		

†AFC Wild Card Playoff Game

2001 FIELD GOALS														PATs		
Date	Opponent	P	10-19	20-29	30-39	40-49	50-59	60+	TOTAL	Pct.	Md./Att.	Pct.	Pts.			
Sep 10	vs. N.Y. Giants*	P	0/0	0/0	1/1	0/0	0/0	0/1	1/2	.500	4/4	1.000	7			
Sep 23	at Arizona*	P	0/0	0/0	2/2	1/1	0/0	0/0	3/3	1.000	3/3	1.000	12			
Sep 30	vs. Baltimore	P	0/0	0/0	0/0	2/2	0/0	0/0	2/2	1.000	1/1	1.000	7			
Oct 7	vs. Kansas City*	P	0/0	1/1	0/0	1/1	0/0	0/0	2/2	1.000	2/2	1.000	8			
Oct 14	at Seattle	P	0/0	0/0	0/0	0/0	0/0	0/0	0/0	.000	3/3	1.000	3			
Oct 21	at San Diego	P	0/0	0/0	0/0	1/2	0/0	0/0	1/2	.500	1/1	1.000	4			
Oct 28	vs. New England*	P	0/0	0/0	0/0	0/0	1/1	0/0	1/1	1.000	4/4	1.000	7			
Nov 5	at Oakland	P	0/0	1/1	1/1	0/1	0/0	0/0	2/3	.667	0/0	1.000	6			
Nov 11	vs. San Diego*	P	0/0	3/3	1/1	0/0	0/0	0/0	4/4	1.000	2/2	1.000	14			
Nov 18	vs. Washington	P	0/0	0/0	1/1	0/0	0/0	0/0	1/1	1.000	1/1	1.000	4			
Nov 22	at Dallas*	P	0/0	2/2	0/0	1/1	1/1	0/0	4/4	1.000	2/2	1.000	14			
Dec 2	at Miami	P	0/0	0/0	0/0	1/1	0/0	0/0	1/1	1.000	1/1	1.000	4			
Dec 9	vs. Seattle*	P	0/0	1/1	0/0	1/1	0/0	0/0	2/2	1.000	2/2	1.000	8			
Dec 16	at Kansas City	P	0/0	0/0	2/2	1/2	0/0	0/0	3/4	.750	2/2	1.000	11			
Dec 30	vs. Oakland*	P	0/0	2/2	0/0	1/1	0/0	0/0	3/3	1.000	2/2	1.000	11			
Jan 6	at Indianapolis	P	0/0	1/1	0/0	0/0	0/1	0/0	1/2	.500	1/1	1.000	4			
<b>2001 Reg. Season Totals</b>			<b>16</b>	<b>0/0</b>	<b>11/11</b>	<b>8/8</b>	<b>10/13</b>	<b>2/3</b>	<b>0/1</b>	<b>31/36</b>	<b>.861</b>	<b>31/31</b>	<b>1.000</b>	<b>124</b>		

2002										FIELD GOALS				PATs		
Date	Opponent	P	10-19	20-29	30-39	40-49	50-59	60+	TOTAL	Pct.	Md./Att.	Pct.	Pts.			
Sep 8	vs. St. Louis*	P	0/0	0/0	2/2	1/1	0/0	0/0	3/3	1.000	2/2	1.000	11			
Sep 15	at San Francisco*	P	0/0	1/1	0/0	0/0	0/0	0/0	1/1	1.000	3/3	1.000	6			
Sep 22	vs. Buffalo*	P	0/0	0/0	0/0	0/1	0/0	0/0	0/1	.000	4/4	1.000	4			
Sep 30	at Baltimore	P	0/0	0/0	0/0	1/2	0/1	0/0	1/3	.333	2/2	1.000	5			
Oct 6	vs. San Diego*	P	0/0	0/0	1/1	0/1	0/0	0/0	1/2	.500	3/3	1.000	6			
Oct 13	vs. Miami	P	0/0	1/1	1/1	1/1	2/2	0/0	5/5	1.000	1/1	1.000	16			
Oct 20	at Kansas City*	P	0/0	1/1	2/2	0/0	0/0	0/0	3/3	1.000	4/4	1.000	13			
Oct 27	at New England*	P	1/1	0/0	0/1	0/1	0/0	0/0	1/3	.333	3/3	1.000	6			
Nov 11	vs. Oakland	P	0/0	1/1	0/0	0/0	0/0	0/1	1/1	1.000	1/1	1.000	4			
Nov 17	at Seattle*	P	0/0	0/0	0/0	1/2	0/0	0/0	1/2	.500	4/4	1.000	7			
Nov 24	vs. Indianapolis	P	0/0	0/0	0/0	0/0	0/0	0/0	0/0	.000	2/3	.667	2			
Dec 1	at San Diego	P	0/0	1/1	0/0	0/0	1/2	0/0	2/3	.667	3/3	1.000	9			
Dec 8	at New York Jets	P	0/0	2/2	0/1	0/1	0/0	0/0	2/4	.500	1/1	1.000	7			
Dec 15	vs. Kansas City*	P	0/0	0/0	1/1	0/0	0/0	0/0	1/1	1.000	4/4	1.000	7			
Dec 22	at Oakland	P	0/0	1/1	0/0	0/0	0/0	0/1	1/1	1.000	1/1	1.000	4			
Dec 29	vs. Arizona*	P	0/0	1/1	0/0	1/1	1/1	0/0	3/3	1.000	4/4	1.000	13			
2002 Reg. Season Totals		16	1/1	9/9	7/9	5/11	4/6	0/0	26/36	.722	42/43	.976	120			



# JASON ELAM VS. THE NFL

Regular Season Only

	Gms.	1-19	20-29	FIELD GOALS				50-59	60+	Total	Pct.	PATs		Pct.	Pts.
Denver	0	0/0	0/0	30-39	40-49	50-59	60+	0/0	0/0	0/0	.000	Md./Alt.	0/0	.000	0
Kansas City	21	0/0	8/8	15/18	8/10	3/6	0/0	34/42	.810	52/52	1.000	154			
Oakland	21	0/0	17/18	14/14	9/15	2/2	0/0	42/49	.857	43/43	1.000	169			
San Diego	22	0/0	14/15	11/12	6/13	7/8	0/0	38/48	.792	64/64	1.000	178			
<b>AFC West</b>	<b>64</b>	<b>0/0</b>	<b>39/41</b>	<b>40/44</b>	<b>23/38</b>	<b>12/16</b>	<b>0/0</b>	<b>114/139</b>	<b>.820</b>	<b>159/159</b>	<b>1.000</b>	<b>501</b>			
Buffalo	4	0/0	5/5	3/5	1/3	1/1	0/0	10/14	.714	9/9	1.000	39			
Miami	4	0/0	1/1	1/1	3/6	3/3	0/0	8/11	.727	6/6	1.000	30			
New England	7	1/1	2/2	3/4	4/6	3/5	0/0	13/18	.722	21/21	1.000	60			
N.Y. Jets	6	0/0	8/8	2/3	4/5	1/1	0/0	15/17	.882	12/12	1.000	57			
<b>AFC East</b>	<b>21</b>	<b>1/1</b>	<b>16/16</b>	<b>9/13</b>	<b>12/20</b>	<b>8/10</b>	<b>0/0</b>	<b>46/60</b>	<b>.767</b>	<b>48/48</b>	<b>1.000</b>	<b>186</b>			
Baltimore	4	0/0	2/2	1/1	3/4	0/1	0/0	6/8	.750	9/9	1.000	27			
Cincinnati	6	0/0	2/2	6/6	0/4	1/1	0/0	9/13	.692	16/16	1.000	43			
Cleveland	4	0/0	4/4	3/3	2/3	1/1	0/0	10/11	.909	12/12	1.000	42			
Pittsburgh	3	0/0	2/2	1/1	2/2	0/1	0/0	5/6	.833	9/9	1.000	24			
<b>AFC North</b>	<b>17</b>	<b>0/0</b>	<b>10/10</b>	<b>11/11</b>	<b>7/13</b>	<b>2/4</b>	<b>0/0</b>	<b>30/38</b>	<b>.789</b>	<b>46/46</b>	<b>1.000</b>	<b>136</b>			
Houston	0	0/0	0/0	0/0	0/0	0/0	0/0	0/0	.000	0/0	.000	0			
Indianapolis	4	0/0	2/2	0/0	0/0	0/2	0/0	2/4	.500	12/13	.923	18			
Jacksonville	3	0/0	0/0	3/3	1/1	0/0	1/1	5/5	1.000	11/11	1.000	26			
Tennessee/Houston	1	0/0	0/0	1/1	0/1	1/1	0/0	2/3	.667	3/3	1.000	9			
<b>AFC South</b>	<b>8</b>	<b>0/0</b>	<b>2/2</b>	<b>4/4</b>	<b>1/2</b>	<b>1/3</b>	<b>1/1</b>	<b>9/12</b>	<b>.750</b>	<b>26/27</b>	<b>.963</b>	<b>53</b>			
<b>AFC Totals</b>	<b>110</b>	<b>1/1</b>	<b>67/69</b>	<b>64/72</b>	<b>43/73</b>	<b>23/33</b>	<b>1/1</b>	<b>199/249</b>	<b>.799</b>	<b>279/280</b>	<b>.996</b>	<b>876</b>			
Arizona	3	0/0	1/1	2/2	2/2	2/2	0/0	7/7	1.000	12/12	1.000	33			
St. Louis	4	0/0	1/1	5/5	2/3	0/1	0/0	8/10	.800	11/11	1.000	35			
San Francisco	4	0/0	3/4	0/0	2/4	0/0	0/0	5/8	.625	11/11	1.000	26			
Seattle	19	2/2	9/10	8/8	7/13	1/3	0/2	27/38	.711	56/56	1.000	137			
<b>NFC West</b>	<b>30</b>	<b>2/2</b>	<b>14/16</b>	<b>15/15</b>	<b>13/22</b>	<b>3/6</b>	<b>0/2</b>	<b>47/63</b>	<b>.746</b>	<b>90/90</b>	<b>1.000</b>	<b>231</b>			
Dallas	3	0/0	2/2	0/0	1/1	1/1	0/0	4/4	1.000	11/11	1.000	23			
N.Y. Giants	2	0/0	1/1	3/3	0/0	0/0	0/1	4/5	.800	5/5	1.000	17			
Philadelphia	2	0/0	0/0	0/0	2/2	0/0	0/0	2/2	1.000	6/6	1.000	12			
Washington	3	0/0	1/1	2/2	0/0	0/0	0/0	3/3	1.000	11/11	1.000	20			
<b>NFC East</b>	<b>10</b>	<b>0/0</b>	<b>4/4</b>	<b>5/5</b>	<b>3/3</b>	<b>1/1</b>	<b>0/1</b>	<b>13/14</b>	<b>.929</b>	<b>33/33</b>	<b>1.000</b>	<b>72</b>			
Chicago	3	0/0	4/4	0/0	0/2	0/0	0/0	4/6	.667	4/4	1.000	16			
Detroit	2	0/0	0/0	2/2	1/1	0/0	0/0	3/3	1.000	4/4	1.000	13			
Green Bay	4	0/0	1/1	3/3	2/2	0/1	0/0	6/7	.857	7/7	1.000	25			
Minnesota	4	1/1	0/1	0/1	2/3	1/1	0/0	4/7	.571	8/9	.889	20			
<b>NFC North</b>	<b>13</b>	<b>1/1</b>	<b>5/6</b>	<b>5/6</b>	<b>5/8</b>	<b>1/2</b>	<b>0/0</b>	<b>17/23</b>	<b>.739</b>	<b>23/24</b>	<b>.958</b>	<b>74</b>			
Atlanta	3	0/0	1/1	1/1	0/0	1/2	0/0	3/4	.750	8/8	1.000	17			
Carolina	1	0/0	1/1	0/0	0/1	1/1	0/0	2/3	.667	4/4	1.000	10			
New Orleans	2	0/0	1/1	2/2	0/0	0/0	0/0	3/3	1.000	7/7	1.000	16			
Tampa Bay	3	0/0	2/2	0/0	2/2	0/1	0/0	4/5	.800	5/5	1.000	17			
<b>NFC South</b>	<b>9</b>	<b>0/0</b>	<b>5/5</b>	<b>3/3</b>	<b>2/3</b>	<b>2/4</b>	<b>0/0</b>	<b>12/15</b>	<b>.800</b>	<b>24/24</b>	<b>1.000</b>	<b>60</b>			
<b>NFC Totals</b>	<b>62</b>	<b>3/3</b>	<b>28/31</b>	<b>28/29</b>	<b>23/36</b>	<b>7/13</b>	<b>0/3</b>	<b>89/115</b>	<b>.774</b>	<b>170/171</b>	<b>.994</b>	<b>437</b>			
<b>NFL Totals</b>	<b>172</b>	<b>4/4</b>	<b>95/100</b>	<b>92/101</b>	<b>66/109</b>	<b>30/46</b>	<b>1/4</b>	<b>288/364</b>	<b>.791</b>	<b>449/451</b>	<b>.996</b>	<b>1,313</b>			
Home	85	2/2	47/49	42/45	28/48	17/22	1/4	137/170	.806	258/260	.992	669			
Road	87	2/2	48/51	50/56	38/61	13/24	0/0	151/194	.778	191/191	1.000	644			
Grass	140	3/3	76/80	74/82	55/92	27/39	1/4	236/300	.787	375/377	.995	1,083			
Turf	32	1/1	19/20	18/19	11/17	3/7	0/0	52/64	.813	74/74	1.000	230			
Outdoors	155	3/3	87/91	82/91	63/102	28/41	1/4	264/332	.795	409/411	.995	1,201			
Domes	17	1/1	8/9	10/10	3/7	2/5	0/0	24/32	.750	40/40	1.000	112			
All Sun. Games	144	4/4	82/86	74/83	52/84	26/41	1/3	239/301	.794	387/389	.885	1,104			
Sunday Nights	15	0/0	8/8	10/12	8/9	5/5	0/0	31/34	.912	40/41	.976	133			
Mondays	22	0/0	7/8	15/15	12/21	3/4	0/1	37/49	.755	49/49	1.000	160			
Thursdays	1	0/0	2/2	0/0	1/1	1/1	0/0	4/4	1.000	2/2	1.000	14			
Saturdays	5	0/0	4/4	3/3	1/3	0/0	0/0	8/10	.800	11/11	1.000	35			
Wins	105	3/3	63/65	66/71	36/58	18/23	1/3	187/223	.839	343/343	1.000	904			
Losses	67	1/1	32/35	26/30	30/51	12/23	0/1	101/141	.716	106/108	.981	409			
August	1	0/0	1/1	2/2	0/0	1/1	0/0	4/4	1.000	1/1	1.000	13			
September	40	1/1	18/18	20/22	16/22	8/10	0/1	63/74	.851	114/114	1.000	303			
October	40	2/2	18/19	21/24	16/29	6/11	1/1	64/86	.744	107/107	1.000	299			
November	44	0/0	31/33	27/28	18/30	7/11	0/0	83/102	.814	115/117	.983	364			
December	44	1/1	24/26	21/24	16/27	6/10	0/2	68/90	.756	108/108	1.000	312			
January	3	0/0	3/3	1/1	0/1	2/3	0/0	6/8	.750	4/4	1.000	22			

# LUTHER ELLISS

6-5 • 318 • 10TH YR. • UTAH

BORN: March 22, 1973, in Mancos, Colo.

HIGH SCHOOL: Mancos High School, Mancos, Colo.

ACQUIRED: Free Agent, 2004

PRO YEAR: 10th • YEAR WITH BRONCOS: 1st

NFL GAMES PLAYED/STARTED: 126/119 • POSTSEASON: 3/3

94

DEFENSIVE TACKLE



Luther Elliss brings his brute strength and incredible work ethic to the Broncos entering his 10th NFL season looking to become a force on Denver's interior line. The two-time Pro Bowl selection (1999-2000), who played his first nine years in the league for Detroit, earned a starting role as a rookie in 1995 and never gave it up. In 126 career games (119 starts), Elliss has made 456 tackles (266 solo), 27 sacks for -184 yards, 12 passes defended, eight forced fumbles and five fumbles recovered. In earning his two Pro Bowl nods, he became the first Detroit interior defensive lineman to appear twice in a row since Jerry Ball did so in 1990-92. But not just a great player on the field, Elliss excels off the field as voted the winner of the Mike Utey Spirit Award by teammates for five consecutive years (1997-01). He entered the NFL as the Lions' first-round selection in 1995 NFL Draft (20th overall pick), and this past offseason, signed with the Broncos on March 24.

**2003:** Elliss spent the first nine weeks of 2003 on Detroit's non-football injury list after suffering a torn pectoral muscle during an offseason workout at home. He was activated to the 53-man roster on Nov. 15 and played in five of the last seven games. He recorded a tackle in his 2003 season debut at Seattle (11/16) but left the game at Kansas City (12/14) with a concussion and was inactive the next two games (at Carolina, 12/21 and vs. St. Louis, 12/28).

**2002:** Elliss finished the year with 42 tackles (23 solo), 2.5 sacks and four passes defended. He left the season opener at Miami (9/8) with a bruised quad but came back and forced a fumble and registered four tackles (three solo) and his first sack of the season vs. Chicago (10/20). Elliss assisted on a sack at Buffalo (10/27) and registered six tackles (five solo), including a tackle for a loss and a pass defense vs. New England (11/28). At Arizona (12/8), he sacked Cardinals QB Jake Plummer on the first play of the game.

**2001:** Elliss, who underwent surgery during 2001 training camp due to loose bone chips in his right elbow, was able to fight through the injury and record 38 tackles (25 solo) on the season. He saw action in third-down situations at Green Bay (9/9) and batted down a third-down Brett Favre pass to force a Packers punt. Elliss returned to the starting lineup at Cleveland (9/23) after playing sparingly in the season opener. He posted three solo tackles vs. St. Louis (10/8) and tied a season-high six tackles (5 solo) at Minnesota (10/14). Against Cincinnati (10/28), he posted five tackles (3 solo) but was inactive at San Francisco (11/4) due to the elbow injury. Returning to starting lineup vs. Tampa Bay (11/11), Elliss forced a fumble and posted one tackle in the game. He was inactive with the elbow injury at Arizona (11/18) but was back in starting lineup vs. Green Bay (11/22) and made five tackles (4 solo).

**2000:** Elliss had another outstanding season, which was capped by a second consecutive Pro Bowl appearance (reserve), and led all Lions interior defensive linemen with 65 tackles (sixth on team). After missing all four 2000 preseason games (elbow surgery), he came back and started the season opener at New Orleans (9/3), recording six stops and a sack. Elliss garnered his second sack of season (10-yard loss) and recovered a fumble in the Lions' 31-24 win vs. Green Bay (10/8). Against Indianapolis (10/29), he collected six tackles before being sidelined most of second half due to neck strain. Elliss returned to action the following week vs. Miami (11/5) and made five tackles in that game as well as the following outing vs. Atlanta (11/12). At the New York Giants (11/19), he made a big play by recovering a second quarter Tiki Barber fumble. His eight tackles at Green Bay (12/10) was his season high and tied his career high. Elliss registered six tackles at the New York Jets (12/17) while assisting in a defensive effort that allowed a season-low 51 rushing yards and collecting two tackles vs. Chicago (12/24).

**1999:** Elliss continued to make a case for himself as one of the NFL's premiere defensive linemen by enjoying possibly his most productive season. The season was capped off by being elected as one of



two starting defensive tackles on NFC Pro Bowl squad (first Pro Bowl appearance), and among other honors earned were first-team All-NFC mention by *Pro Football Weekly* and *Football News*, and second-team All-Pro accolades by *College and Pro Football Weekly*. He was also named to the All-Madden team for second consecutive year. Elliss racked up 69 tackles and 3.5 sacks, including tying a career-high with eight stops on four different occasions. His two fumble recoveries and three forced fumbles were both seasonal career highs. Elliss was voted by his teammates as the recipient of the Mike Utley Spirit Award for the third consecutive season. In the season opener in Seattle (9/12), he notched his first sack of the year on the very day he signed a long-term contract extension. Despite struggling through Weeks 4-5 with the lingering affects of a groin pull suffered vs. San Diego (10/10), Elliss played at a consistently high level in the second half of the year. He posted one of his strongest games at Arizona (11/14) by tying a career high with eight tackles. He scored his first-career touchdown vs. Washington (12/5) after rambling 11 yards on a fumble recovery (caused by Jones sack) and also had a season-high four quarterback pressures in the contest. At Tampa Bay (12/12), Elliss tied his career high with eight stops and recovered his second fumble in as many weeks. He again tied his career high with eight tackles vs. Denver (12/25) but suffered a slight ankle sprain that forced him to be inactive for the regular-season finale at Minnesota (1/2). Elliss returned to duty in the NFC Wild Card Playoff game at Washington (1/8) and made six tackles.

**1998:** Elliss, for a second consecutive season, started all 16 games at defensive tackle, led all Lions linemen with a career-high 84 tackles (fifth on squad) in addition to a forced fumble, a fumble recovery and three sacks for 24 yards. He was voted by teammates as the 1998 recipient of the Mike Utley Spirit Award for the second consecutive year and was also a member of the All-Madden Team. Elliss' sacks in 1998 came in games at Minnesota (9/20), vs. Chicago (11/15) and vs. Pittsburgh (11/26). He equaled a career-high of eight tackles at Minnesota (9/20) and vs. Pittsburgh (11/26), and recovered the first fumble of his career vs. Arizona (11/1). With six tackles at Philadelphia (11/8), he went over the 200-tackle mark for his career.

**1997:** Elliss began to receive league-wide mention as one of the NFL's most overpowering young defensive linemen after starting all 16 games and the NFC Wild Card Playoff game at defensive tackle. He established career-highs in both sacks with 8.5 (second on club) and tackles with 81 (sixth on team) while being voted by teammates as the first-ever Mike Utley Spirit Award. He played well in the season opener vs. Atlanta (8/31) by recording 1.5 sacks and seven tackles. Four weeks later, he contributed mightily to Reggie Brown's interception for a touchdown vs. Green Bay (9/28) by pushing Packers guard Aaron Taylor into quarterback Brett Favre, knocking him down and forcing a rushed throw from his knees. Head Coach Bobby Ross said Elliss played one of his best games vs. Minnesota (11/16), tying his career-high with eight tackles and recording a sack. He was credited with 1.5 sacks among his five tackles in Detroit's win over Indianapolis (11/23) and recovered two fumbles and made seven tackles vs. Chicago (11/27) on Thanksgiving Day, a performance that earned him one of John Madden's post-game turkey legs. Elliss recorded a sack among seven tackles in the NFC Wild Card Playoff game at Tampa Bay (12/28).

**1996:** Elliss came into his own during his second year in the NFL and played at a high level throughout the year despite moving inside to tackle. He played virtually every play of the 14 games he started (missed two consecutive games in October due to a sprained knee) and ranked second on the team with 6.5 sacks to go along with 57 tackles. Elliss got off to a fast start in back-to-back games posting career-highs in tackles and notched his first two sacks of his career. He had six tackles and a sack at Minnesota (9/1) and followed that up vs. Tampa Bay (9/8) with an eight-tackle performance in addition to another sack. Against Atlanta (10/6), Elliss sprained a knee in the first quarter and missed subsequent games at Oakland (10/13) and vs. the New York Giants (10/27). He returned from the injury at Green Bay (11/3) and recorded the first multi-sack game of his career—two sacks for 18 yards, in addition to five tackles. He had a solid game two weeks later vs. Seattle (11/17) with six stops and a sack for 12 yards, and he posted a sack vs. Minnesota (12/8) as well as five tackles.

**1995:** Elliss started in 16 regular season games and the club's playoff game at left defensive end, becoming the first Lions defensive rookie to start a season-opener since Bennie Blades and Chris Spielman in 1988. After starting his rookie campaign slowly while adapting to the pro game, Elliss became a productive player on the line as the season progressed. He tallied season-highs with three tackles at Minnesota (9/10) and at Washington (10/22).

**COLLEGE:** Elliss was a consensus All-American first-team selection and All-WAC first-team choice following his senior season at Utah. He finished second on the team with 78 tackles (43 solo) and also collected four sacks for 26 yards and nine stops for losses of 24 yards as left defensive tackle in 1994. Following his junior year, Elliss was an All-American third-team choice by *The Poor Man's Guide to the*

*NFL Draft* and was an All-WAC first-team pick, ranking second in the conference with nine sacks for 68 yards. As a sophomore, Elliss was an All-WAC first-team choice (only sophomore to earn that honor) and an All-American selection by *The Poor Man's Guide to the NFL Draft*. He started every game in 1992 (10 starts at left end and one at right end), and led the team with 87 tackles (34 solo) and two sacks while also leading the WAC with 16 tackles for loss (39 yards). He was named the Utes' Newcomer of the Year following his freshman campaign in 1991. After originally being recruited as a tight end, he was moved to the defensive line during fall drills. He saw action in every game at right end and tackle as a freshman, making 24 tackles (13 solo) with three sacks.

**PERSONAL:** Elliss was an all-state, all-region and all-league selection, serving as team captain at Mancos (Colo.) High School. In addition, he was a three-time all-league choice in basketball, and shattered two backboards as a prep in leading the hoop squad to the state tournament. While in Detroit, Elliss was very active in the community and served as a statewide spokesman for Michigan's Fatherhood Is Forever campaign for a five-year span beginning in 1997. During the 1998-99 offseasons, he held football camps for underprivileged children in Detroit, Utah and Colorado, and has begun work in establishing a reading fundamentals program in Utah. He established his own foundation in 2000, Knights of Christ Foundation, to help children, families and the community in Michigan, Colorado and Utah. Elliss was also the honorary chairperson for "Leukemia, Research, Life, Inc." fundraising dinner in 1999-00 and the honorary chairperson for both the Oakland Livingston Human Service Agency's "Walk For Warmth" in 1997-98 and Macomb County "Walk For Warmth" in 2000-01. He and his wife, Rebecca, have eight children, four of which they adopted. Elliss was born March 22, 1973, in Mancos, Colo.

### ELLISS' REGULAR SEASON RECORD

Year	Club	G	S	UT	A	TT	S-Yds.	I-Yds.	PD	FF	FR	TD-Int.	TD-FR	S	Pts.
1995	Detroit	16	16	9	10	19	0-0	0-0	1	0	0	0	0	0	0
1996	Detroit	14	14	33	24	57	6.5-49.5	0-0	0	0	0	0	0	0	0
1997	Detroit	16	16	51	30	81	8.5-48.5	0-0	0	2	0	0	0	0	0
1998	Detroit	16	16	49	35	84	3-24	0-0	2	1	1	0	0	0	0
1999	Detroit	15	14	43	26	69	3.5-27	0-0	1	3	2	0	1	0	6
2000	Detroit	16	16	32	33	65	3-11	0-0	0	0	2	0	0	0	0
2001	Detroit	14	13	25	13	38	0-0	0-0	4	1	0	0	0	0	0
2002	Detroit	14	14	23	19	42	2.5-24	0-0	4	1	0	0	0	0	0
2003	Detroit	5	0	1	0	1	0-0	0-0	0	0	0	0	0	0	0
<b>CAREER TOTALS</b>		<b>126</b>	<b>119</b>	<b>266</b>	<b>190</b>	<b>456</b>	<b>27-184</b>	<b>0-0</b>	<b>12</b>	<b>8</b>	<b>5</b>	<b>0</b>	<b>1</b>	<b>0</b>	<b>6</b>

### ELLISS' POSTSEASON RECORD

Year	Club	G	S	UT	A	TT	S-Yds.	I-Yds.	PD	FF	FR	TD-Int.	TD-FR	S	Pts.
1995	Detroit	1	1	1	0	1	0-0	0-0	0	0	0	0	0	0	0
1997	Detroit	1	1	5	2	7	1-0	0-0	0	0	0	0	0	0	0
1999	Detroit	1	1	4	2	6	0-0	0-0	0	0	0	0	0	0	0
<b>CAREER TOTALS</b>		<b>3</b>	<b>3</b>	<b>10</b>	<b>4</b>	<b>14</b>	<b>1-0</b>	<b>0-0</b>	<b>0</b>	<b>0</b>	<b>0</b>	<b>0</b>	<b>0</b>	<b>0</b>	<b>0</b>



## HAYDEN EPSTEIN

6-2 • 206 • 2ND YR. • MICHIGAN

**BORN:** Nov. 16, 1980, in San Diego, Calif.

**HIGH SCHOOL:** Torrey Pines High School, San Diego, Calif.

**ACQUIRED:** Free Agent, 2004

**PRO YEAR:** 2nd • **YEAR WITH BRONCOS:** 1st

**NFL GAMES PLAYED/STARTED:** 15/0

**KICKER/PUNTER**

**H**ayden Epstein—entering his second year in the NFL after being out of football in 2003—is a strong-legged kicker who spent time with Jacksonville and Minnesota in 2002. He entered the NFL as a 7th-round choice by Jacksonville (248th overall) but was released and claimed off waivers by the Vikings on Oct. 23, 2002. Epstein played nine games for Minnesota before a knee injury kept him out of the finale. With his knee still giving him trouble in training camp the next year, he was released by the Vikings after reaching an injury settlement before the final cutdown. A two-time finalist for both the Lou Groza and Ray Guy Awards as the top collegiate place kicker and punter respectively at Michigan, Epstein was named second-team All-Big Ten by the coaches and honorable mention by the media his senior year. Additionally, he set a school record by connecting on a 57-yard field goal against Michigan State. Epstein signed with the Broncos on Feb. 17.

6



**2003:** Epstein, with his knee still giving him trouble from an injury that occurred the previous season, reached an injury settlement with the Vikings before the final shutdown of training camp and was out of football the rest of the year.

**2002:** Epstein, who was signed by Minnesota off waivers Oct. 23, primarily handled kickoff duties for the Vikings in 2002 (nine games). While with Jacksonville, Epstein scored 28 points, hitting 5-of-9 field goals (55.5%) and 13-of-13 point after attempts. In the season opener vs. Indianapolis (9/8), he connected on his first career field goal, a 27-yarder following a 52-yarder that fell short in the game. Against Philadelphia (10/6), Epstein scored a season-high eight points, going 2-for-2 on field goals (including a season-long 34-yarder) and hitting two extra points. Epstein suffered a knee injury vs. Miami (12/21) and was inactive for the season finale at Detroit (12/29).

**COLLEGE:** Epstein was a finalist for both the Lou Groza and Ray Guy Awards as the top collegiate place kicker and punter as a junior and senior. He played in the 2001 Citrus, 2000 Citrus and 1999 Orange Bowls. As a senior, he was named 2nd-team All-Big Ten as a senior by the conference coaches and honorable mention by the media as a kicker and was also named the Wolverines Special Teams Player of the Year as a senior. He set a school record by connecting on a 57-yard field goal against rival Michigan State and earned UM's Athletic Academic Achievement Award as a junior and sophomore.

**PERSONAL:** Epstein attended Torrey Pines High in San Diego and lettered twice in football and four times in soccer and basketball. He played in the Texas-California Shrine Game and the California North-South All-Star game in addition to being named to the *Parade* All-America team. Epstein booted a career-best 58-yard field goal in the California CIF championship game and was named the nation's top placekicker as a senior by *Prep Football Report* and *PrepStar*. He was born Nov. 16, 1980, in San Diego.

#### EPSTEIN'S REGULAR SEASON RECORD

FIELD GOALS										PATs			
Year	Club	G	1-19	20-29	30-39	40-49	50-59	60+	TOTAL	Pct.	Md./Att.	Pct.	Pts.
2002	Jax./Minn.	15	0/0	3/3	2/3	0/2	0/1	0/0	5/9	.556	13/13	1.000	28
2003													
OUT OF FOOTBALL													
CAREER TOTALS		15	0/0	3/3	2/3	0/2	0/1	0/0	5/9	.556	13/13	1.000	28

#### EPSTEIN'S SINGLE GAME HIGHS

**Most Field Goals Made** — 2 vs. Philadelphia, 10/6/02. **Most Field Goals Attempted** — 2 four times: last at Baltimore, 10/20/02. **Longest Field Goal Made** — 34 at Baltimore, 10/20/02. **Longest Field Goal Attempted** — 52 vs. Indianapolis, 9/8/02. **Most PATs Made** — 4 vs. New York Jets, 9/29/02. **Most PATs Attempted** — 4 vs. New York Jets, 9/29/02. **Most Points Scored** — 8 vs. Philadelphia, 10/6/02.



### MARIO FATAFEHI

6-2 • 300 • 4TH YR. • KANSAS STATE

**BORN:** Jan. 27, 1979, in Chicago, Ill.

**HIGH SCHOOL:** Farrington High School, Honolulu, Hawaii

**ACQUIRED:** Free Agent, 2003

**PRO YEAR:** 4th • **YEAR WITH BRONCOS:** 2nd

**NFL GAMES PLAYED/STARTED:** 29/10 • **POSTSEASON:** 1/1

68

#### DEFENSIVE TACKLE

Mario Fatafeh, in 2003, made as big an impact for Denver's defense as any free agent in recent memory. After splitting time between Arizona and Carolina in 2002, he signed with the Broncos as a free agent (7/29/03) and worked his way from reserve to starter by the season's midpoint. Fatafeh, earning starts in nine of the 16 games he played, posted a career-high 44 tackles (29 solo), 2.5 sacks for -14.5 yards, two passes defended and one forced fumble. In addition, he plugged the middle of Denver's defensive line on the NFL's fourth-ranked defense (7th against the rush). In 2002, Fatafeh was inactive for the first six games of the year with Arizona before being waived and re-signed to the Cardinals' practice squad the next week. After one week on the practice squad, he was signed by the Panthers and finished the season by playing in six games and making three tackles. Selected by Arizona in fifth round (133rd overall) of 2001 NFL Draft, Fatafeh played in seven of the first 10 games in 2001 before a broken bone in his right hand forced him to go on injured reserve for the final six contests.

**2003:** Fatafeh played in all 16 games, starting nine, and recorded 44 tackles (29 solo), including 2.5 sacks (-14.5), as well as a forced fumble and two pass deflections. He moved into the starting lineup on a full-time basis before the 10th game of the season vs. S.D. (10/16) and started each of the final seven games. Before that, Fatafeh notched starts vs. Oak. (9/22) and at Min. (10/19). In Wk. 4 vs. Det. (9/28), Fatafeh recorded four tackles (3 solo). He twice recorded two solo tackles at S.D. (9/14) in Wk. 2 and at K.C. (10/5) in Wk. 5. In Wk. 6 vs. Pit. (10/12), Fatafeh recorded four tackles (3 solo), including his first two career sacks (-14), both on quarterback Tommy Maddox. His first sack stalled a Steelers drive at the end of the first half, and the second came early in the third quarter. In Wk. 7 at Min. (10/19), Fatafeh started for the second time this season and recorded two tackles (1 solo). He set a new season high with five tackles (4 solo) vs. N.E. (11/3). Fatafeh registered his third start of the season vs. S.D. (11/16) and recorded one solo tackle. He tied a season-high with five tackles (2 solo) vs. Chi. (11/23) and also covered a squib kick in the 4th qtr. to record his first career kickoff return. At Oak. (11/30), Fatafeh recorded two tackles (1 solo), including a half a sack (-0.5) and his first career forced fumble and pass breakup. He registered four tackles (2 solo) vs. Cle. (12/14) and three more (2 solo) along with a pass deflection at Ind. (12/21) the following week. Fatafeh set the tone defensively for Denver by knifing through the Colts' line and taking down Edgerrin James for a 5-yd. loss on the first play from scrimmage. At G.B. (12/28), he recorded four tackles (3 solo) in making his seventh consecutive start. He started at defensive tackle in the Broncos' AFC Wild Card game at Ind. (1/4) and made three solo tackles and forced a fumble.

**2002:** Playing for Carolina and Arizona, Fatafeh appeared in six games and was inactive for six contests. Signed as a free agent to the active roster from the Cardinals' practice squad by Carolina (10/30), Fatafeh played in six games for the Panthers, was inactive for two contests and contributed three tackles on defense. After playing on defense versus New Orleans (11/10), Fatafeh made one tackle on defense at Tampa Bay (11/17) and two tackles on defense versus Atlanta (11/24). He saw action on defense and special teams at Cleveland (12/1) and at Cincinnati (12/8) before being declared inactive at Pittsburgh (12/15) and versus Chicago (12/22), and he contributing on defense at New Orleans (12/29). Fatafeh was inactive for Arizona's first four games before being waived (10/4) and signed to the Cardinals practice squad (10/7).

**2001:** Selected in the fifth round (133rd overall) of the NFL Draft by Arizona, Fatafeh played in seven games with one start, recording 14 tackles as a rookie before breaking a bone in his right hand and being placed on injured reserve (11/30). After being inactive versus Denver (9/23), he appeared in his first NFL contest versus Atlanta (9/30) and notched his first NFL tackle. Fatafeh contributed one stop at Philadelphia (10/7) and saw action at Chicago (10/14). He produced one tackle versus Kansas City (10/21), accounted for four stops versus the New York Giants (11/11) and registered a career-high six tackles versus Detroit (11/18). Fatafeh made his first NFL start at San Diego (11/25) and posted one stop before leaving the game with a broken bone in his right hand. He was placed on injured reserve (11/30) and missed the remaining six contests.

**COLLEGE:** Fatafeh started 24 consecutive games at defensive tackle for Kansas State and registered 128 tackles and 12 sacks after transferring from Snow (UT) Junior College. He posted 80 tackles and 8.5 sacks as a senior to earn first-team All-Big 12 honors. Fatafeh was a first-team junior college All-America at Snow Junior College, where he was the team's defensive captain and most valuable player as a two-year starter.

**PERSONAL:** Born Jan. 27, 1979, in Chicago, Fatafeh was raised in Hawaii and earned first-team all-Hawaii recognition and was named the school's male athlete of the year as a senior at Farrington High School in Honolulu. A social work major at Kansas State, Fatafeh and his wife, Brittney, have a son, Nicholas.

#### FATAFEHI'S REGULAR SEASON RECORD

Year	Club	G	S	UT	A	TT	S-Yds.	I-Yds.	PD	FF	FR	TD-Int.	TD-FR	S	Pts.
2001	Arizona	7	1	5	9	14	0-0	0-0	0	0	0	0	0	0	0
2002	Ari./Car.	6	0	3	0	3	0-0	0-0	0	0	0	0	0	0	0
2003	Denver	16	9	29	15	44	2.5-14.5	0-0	2	1	0	0	0	0	0
<b>CAREER TOTALS</b>		<b>29</b>	<b>10</b>	<b>37</b>	<b>24</b>	<b>61</b>	<b>2.5-14.5</b>	<b>0-0</b>	<b>2</b>	<b>1</b>	<b>0</b>	<b>0</b>	<b>0</b>	<b>0</b>	<b>0</b>

#### FATAFEHI'S POSTSEASON RECORD

Year	Club	G	S	UT	A	TT	S-Yds.	I-Yds.	PD	FF	FR	TD-Int.	TD-FR	S	Pts.
2003	Denver	1	1	3	0	3	0-0	0-0	0	1	0	0	0	0	0



**NICK FERGUSON****5-11 • 201 • 5TH YR. • GEORGIA TECH****BORN:** Nov. 27, 1974, in Miami, Fla.**HIGH SCHOOL:** Jackson High School, Miami, Fla.**ACQUIRED:** Free Agent, 2003**PRO YEAR:** 5th • **YEAR WITH BRONCOS:** 2nd**NFL GAMES PLAYED/STARTED:** 54/11**25****SAFETY**

**N**ick Ferguson returns for his second season with the Broncos after making quite a name for himself last year. After joining the team as a free agent last offseason (4/2), he became the Broncos' regular starter at safety by Week 4. In 15 games (10 starts), Ferguson ranked fourth on the team with a career-high 72 tackles (58 solo), added one sack for 13 yards, three passes defended and two forced fumbles. Entering his fifth NFL season, Ferguson played his first three with the New York Jets (2000-02). Originally signed as a rookie free agent by Cincinnati in 1997, he played three seasons in the Canadian Football League with Saskatchewan and Winnipeg before spending 1999 in Chicago's training camp and 2000 in Buffalo's camp. He was acquired by New York off Buffalo's practice squad in 2000 and played the final seven games of that season with the Jets. Ferguson has played in 54 career games, picking up 113 total tackles (84 solo), one interception and six passes defended.

**2003:** Ferguson saw action in 15 games, starting 10, and ranked fourth on the team with 72 tackles (58 solo), including one sack (-13), three pass deflections and two forced fumbles. He also tied for fourth on the team with 12 special teams tackles despite missing the season finale after being placed on injured reserve (12/24/03) with a fractured left forearm suffered at Ind. (12/21). Ferguson made four starts at strong safety (vs. Det., 9/28; at K.C., 10/5; vs. Pit., 10/12; and at Min., 10/19) in place of Kenoy Kennedy (ankle) and then started six consecutive games at free safety (vs. S.D., 11/16; vs. Chi., 11/23; at Oak., 11/30, vs. K.C., 12/7, vs. Cle., 12/14 and at Ind., 12/21) before his season-ending injury. Ferguson posted two special teams stops each in Wk. 1 at Cin. (9/7) and Wk. 2 at S.D. (9/14) and saw his first defensive action of the season in the S.D. contest. He saw action on both defense and special teams in Wk. 3 vs. Oak. (9/22), replacing Kennedy (injured left ankle) in the third quarter. Ferguson recorded one solo tackle and one special teams tackle in the game. In Wk. 4 vs. Det. (9/28), he started for the injured Kennedy and recorded three tackles (2 solo) on defense and on tackle on special teams. In Wk. 5 at K.C. (10/5), Ferguson started for Kennedy for the second week in a row and recorded five tackles (3 solo), his first pass deflection of the season and a season-high three special teams tackles. In Wk. 6 vs. Pit. (10/12), he registered a career-high 12 tackles (10 solo), a pass deflection and a forced fumble. The forced fumble, which was his first of the season, came when he jarred the ball loose from Steelers running back Jerome Bettis in the fourth quarter. Ferguson recorded 10 tackles (6 solo) and a special teams stop in Wk. 8 at Balt. (10/26) and added five tackles (4 solo) the following week vs. N.E. (11/3). Against S.D. (11/16), he recorded his fifth start of the season but his first at free safety. Ferguson responded by tallying five solo tackles, including his first career sack for a 13-yd. loss on Chargers quarterback Doug Flutie. He recorded seven solo tackles vs. Chi. (11/23) from his free safety position. Ferguson tied a career-high with 12 tackles (9 solo) at Oak. (11/30) while adding a forced fumble on the second half's opening series when he stripped Tyrone Wheatley. The following week, Ferguson registered four tackles (3 solo) vs. K.C. (12/7). He added two solo tackles and a special teams stop vs. Cle. (12/14). At Ind. (12/21), Ferguson recorded three solo tackles, a pass deflection and a special teams stop before leaving the game in the 3rd quarter with a fractured left forearm that would end his season. He underwent surgery Dec. 22 and was placed on Injured Reserve Dec. 24.

**2002:** Ferguson played in all 16 games, recording 23 tackles and a fumble recovery on special teams, and added 11 tackles (9 solo) as a backup defensive back. Ferguson tallied one solo tackle on defense and led the team with five on special teams in Week 16—a Jets win over Green Bay. He recovered a Troy Brown fumble that had been forced by Chad Morton and added two special teams tackles in a win at New England in Week 15. Ferguson made two solo tackles as a defensive back, and another on special teams in game 12 at Oakland. After recording one special teams tackle against Buffalo in game 11, he had another on special teams in game 10 at Detroit. Ferguson totaled two tackles on special teams in the Week 9 win over Miami and played on special teams, recording a tackle in Week 8 at San Diego. He recorded four tackles (two solo) on defense and added two tackles on special teams against Cleveland in game seven. Before that, he turned in two solo tackles from his safety position in the win

over Minnesota in Week 6. He saw action at safety and on special teams in game two against N.E., recording one solo tackle on defense and four tackles on special teams. Ferguson played in the season opener at Buffalo, primarily on special teams, and collected one solo tackle in addition to helping pave the way for Chad Morton's two kickoff returns for touchdowns.

**2001:** Ferguson played primarily on special teams, finishing second on the team with 26 special teams tackles. He recorded 21 tackles on defense, making one contest—vs. Buffalo in game 15. Ferguson recorded two or more special teams tackles on nine separate occasions during the year. While starting his first NFL game vs. Buffalo in week 16, he recorded 16 tackles (nine solo), one pass defended and a forced fumble. He replaced an injured Damien Robinson late in the fourth quarter of the team's 29-28 win in game 14 at Indianapolis and recorded two tackles on defense and another two tackles on special teams. Ferguson had three solo special teams tackles vs. Cincinnati in Week 14 and tied for the team lead with two special teams tackles vs. New England Week 12. After leading the team at New Orleans with four special teams tackles, he recorded two tackles against Carolina as the Jets' special teams unit blocked a punt and returned it for the team's only touchdown in the game.

**2000:** Ferguson played in the Jets' final seven games of the season in a reserve role as an extra defensive back and on most special teams plays. He finished the year with nine tackles, three passes defended, one interception and three special teams tackles. In the team's final three games, Ferguson totaled six tackles and three special teams tackles, and played exceptionally well in game 13 vs. Indianapolis when he had four tackles, a team-high three passes defended—including a diving deflection on a third down pass intended for Marvin Harrison—and also recorded his first career interception when he swiped a Peyton Manning pass intended for Jerome Pathon in the fourth quarter of the Jets' 27-17 win.

**COLLEGE:** Ferguson led the secondary with 67 tackles and finished second on team with seven passes defended as a senior for Georgia Tech. A former walk-on in 1993, Ferguson served primarily as a scout team player. Before his stint with the Yellow Jackets, he played one year at Morris Brown College in Atlanta.

**PERSONAL:** Born Nov. 27, 1974, in Miami, Ferguson is the third of 11 children (seven girls and four boys). He enjoys writing poetry in his spare time. Ferguson gained nickname "Train Wreck" while playing in NFL Europe when he ran over teammate Cedric Donaldson to make a tackle. While attending Jackson (Miami) High School, he was named the team's Most Valuable Player as a senior. His cousin, Ben Hanks, played for Minnesota in 1996 and Detroit in 1997.

**FERGUSON'S REGULAR SEASON RECORD**

Year	Club	G	S	UT	A	TT	S-Yds.	I-Yds.	PD	FF	FR	TD-Int.	TD-FR	S	Pts.
2000	N.Y. Jets	7	0	5	4	9	0-0	1-20	3	0	0	0	0	0	0
2001	N.Y. Jets	16	1	12	9	21	0-0	0-0	0	1	0	0	0	0	0
2002	N.Y. Jets	16	0	9	2	11	0-0	0-0	0	0	0	0	0	0	0
2003	Denver	15	10	58	14	72	1-13	0-0	3	2	0	0	0	0	0
<b>CAREER TOTALS</b>		<b>54</b>	<b>11</b>	<b>84</b>	<b>29</b>	<b>113</b>	<b>1-13</b>	<b>1-20</b>	<b>6</b>	<b>3</b>	<b>0</b>	<b>0</b>	<b>0</b>	<b>0</b>	<b>0</b>

**ADDITIONAL STATISTICS:** Special teams tackles – 2000 (3), 2001 (26), 2002 (23), 2003 (12), TOTAL (64).

**GEORGE FOSTER****6-5 • 338 • 2ND YR. • GEORGIA****BORN:** June 9, 1980, in Macon, Ga.**HIGH SCHOOL:** Southeast High School, Macon, Ga.**ACQUIRED:** Draft #1 (20th overall), 2003**PRO YEAR:** 2nd • **YEAR WITH BRONCOS:** 2nd**NFL GAMES PLAYED/STARTED:** 1/0**72****TACKLE**

**G**eorge Foster, taking the skills he learned last year and mixing those with his solid, athletic frame, should move into a starting tackle position. He was inactive for 15 games last year, making his NFL debut in the season finale at Green Bay (12/28). Denver's first-round selection (20th overall) in the 2003 NFL Draft out of Georgia, Foster played in 43 career games, making 10 starts. Regarded as the Bulldogs' best combination blocker (pass/rush), the two-year starter provided valuable leadership and depth to the offensive line with his ability to play either tackle position. Foster saw his senior season hindered after suffering a right wrist injury in a car accident in August 2002 but returned to the lineup for the final nine games of the season.




**2003:** Foster was declared inactive for the first 15 games before seeing his first NFL action at left tackle in a reserve role in the final week of the season at G.B. (12/28). He was inactive for the Broncos' AFC Wild Card game at Ind. (1/4).

**COLLEGE:** In 43 career games at Georgia (10 starts), Foster was regarded as the Bulldogs' best combination blocker (pass/rush). The two-year starter provided valuable leadership and depth to the offensive line with his ability to play either tackle position. Foster saw his senior season hindered after suffering a right wrist injury in a car accident in August 2002 but returned to the lineup for the final nine games of the season. As a junior, Foster started the final eight games of the season at left offensive tackle, including the Music City Bowl vs. Boston College. He helped the offense generate 4,761 yards, making 55 key blocks/knockdowns as the front wall ranked second in the Southeastern Conference by allowing only 15 quarterback sacks. Foster was a key member of the offensive line's second unit as a sophomore, lining up at right tackle. One of Georgia's top offensive line reserves, he played in every game of the season (12) and in the Bulldogs' 37-14 victory over Virginia in the 2000 Oahu Bowl, Georgia's fourth consecutive bowl victory. Foster played in every game in 1999, earning his first career start in the Bulldogs' game against Louisiana State at right tackle. He redshirted as a freshman.

**PERSONAL:** Foster attended Southeast (Macon, Ga.) High School and was named AAAA All-State first-team by the *Atlanta Journal-Constitution* and the Georgia Sports Writers Association. He was named to the Super Southern 100 and Top 50 in Georgia by the *Atlanta Journal-Constitution* and the *Macon Telegraph's* "Sweet 16". An all-city pick in his junior and senior seasons, Foster also earned all-Middle Georgia honors as a senior by the Macon Telegraph. He was the Most Valuable Team Lineman his junior and senior seasons, and named a team captain his senior season. Foster had 25 tackles and seven quarterback sacks his senior season and was the recipient of the Coaches' Most Improved Player Award in both his sophomore and junior seasons. He was born June 9, 1980, in Macon, Ga.

#### FOSTER'S REGULAR SEASON RECORD

Year	Club	G	S
2003	Denver	1	0



#### AHMAAD GALLOWAY

5-11 • 223 • 2ND YR. • ALABAMA

**BORN:** March 10, 1980, in Millington, Tenn.

**HIGH SCHOOL:** Millington High School, Millington, Tenn.

**ACQUIRED:** Draft #7b (235th overall), 2003

**PRO YEAR:** 2nd • **YEAR WITH BRONCOS:** 2nd

**NFL GAMES PLAYED/STARTED:** 0/0

27

RUNNING BACK

Ahmad Galloway—regarded as one of best running backs in college football before a knee injury shortened his senior season—returns after spending his rookie season on injured reserve and will try to take his game to the next level. With the offseason departure of Clinton Portis, Denver's starting tailback job is wide open, and if he can return to the level he was at before the knee injury, he could compete for a starting job. This past offseason, he played in NFL Europe with the Scottish Claymores. Galloway was Denver's second of two seventh-round (235th overall) selections in the 2003 Draft.

**2003:** Galloway, recovering from torn anterior cruciate and medial collateral ligaments in his left knee while at Alabama, spent the entire season on injured reserve.

**COLLEGE:** Galloway suffered torn anterior cruciate and medial collateral ligaments in his left knee in Alabama's fourth game of 2002 and underwent reconstructive surgery, missing the final nine games. Before the injury, he was as good a running back as there was in college football as he finished his career with 1,830 yards on 376 carries (4.9 avg) and 17 touchdowns. The winner of the Sylvester Croom Commitment to Excellence Award as a senior, he was also a very good student as he twice earned Academic All-Southeastern Conference honors. Galloway started Alabama's first four games his senior year, gaining 257 yards with four touchdowns on 58 carries (4.4 avg), but his season was cut short after suffering a torn ACL and MCL in his left knee in the Tide's game against Southern Mississippi. As a junior, Galloway earned Academic All-Southeastern Conference honors and started every game but one (vs. Auburn) at tailback. He led the team with 881 yards on 174 carries for (5.1

avg), six touchdowns, and added three receptions for 20 yards (6.7 avg). Galloway was an Academic All-SEC choice, and started 10 games for the Crimson Tide in 2000, leading the team with 659 yards (4.8 avg) on 137 carries and seven touchdowns. As a redshirt freshman, Galloway played sparingly in every game, gaining 33 yards on seven carries (3.7 avg).

**PERSONAL:** Galloway attended Millington (Tenn.) High School and was one of the South's finest running backs and the best senior running back in the state of Tennessee. He rushed for 1,935 yards and 23 touchdowns on 293 carries as a senior, which came on the heels of a 2,172-yard, 25 touchdown performance as a junior. Galloway earned MVP honors in his district as well as Class 5A All-State honors as a senior and was the Player of the Year in west Tennessee while being named a third-team Fox Sports-South "All-South" pick. Born Ahmaad Yaqui Galloway on March 10, 1980, he resides in Millington, Tenn. He was an English major at Alabama, earning Southeastern Conference academic accolades in 2000 and 2001.

#### GALLOWAY'S REGULAR SEASON RECORD

Year	Club	RUSHING					RECEIVING					SCORING				
		G	S	No.	Yds.	Avg.	LG	TD	No.	Yds.	Avg.	LG	TD	TDr	TDP	TDrT
2003	Denver															

INJURED RESERVE (LEFT KNEE)



#### CORNELL GREEN

6-6 • 315 • 5TH YR. • CENTRAL FLORIDA

**BORN:** Aug. 25, 1976 in St. Petersburg, Fla.

**HIGH SCHOOL:** Lakewood High School, St. Petersburg, Fla.

**ACQUIRED:** Unrestricted Free Agent (Tampa Bay), 2004

**PRO YEAR:** 5th • **YEAR WITH BRONCOS:** 1st

**NFL GAMES PLAYED/STARTED:** 24/8 • **POSTSEASON:** 3/0

74

TACKLE

Cornell Green, a versatile lineman who can play multiple positions, joined the Broncos (3/26) as an unrestricted free agent from Tampa Bay and will compete for a starting spot at tackle. In two seasons with Tampa Bay (2002-03), Green played in 24 games (8 starts) and saw action in Super Bowl XXXVII. Before joining the Buccaneers, Green spent the final four weeks in 2001 on Miami's practice squad after joining the Dolphins from the New York Jets. In 2000, Green signed with Washington but was waived by the Redskins during training camp. He was claimed by the New York Jets the following day and spent nine games on the practice squad and seven on the club's 53-man roster. After originally entering the league as an undrafted free agent with Atlanta in 1999, he was released by the Falcons and was out of football the remainder of the season.

**2003:** Green played in eight games and made a career-best five starts. He was inactive for the first seven games before starting at right tackle vs. New Orleans, at Carolina and vs. Green Bay. Green started at right tackle vs. New Orleans (11/2), at Carolina (11/9) and vs. Green Bay (11/16) in place of starter Kenyatta Walker, who was shifted to left tackle, and saw reserve action at right tackle at Jacksonville (11/30) and at New Orleans (12/7). He started at right tackle vs. Houston (12/14), saw action as a reserve at right tackle vs. Atlanta (12/20) and started at right tackle at Tennessee (12/28).

**2002:** Green played in all 16 regular-season games and made three starts at right tackle. He joined Tampa Bay from Miami for an undisclosed draft pick on Aug. 20 (pick eventually became a seventh round selection in 2003). Green started at right tackle against New Orleans (9/8) in his first NFL game and saw action mostly on special teams at Baltimore (9/15) the next week. He replaced starter Kenyatta Walker in the beginning of the fourth quarter after Walker suffered an ankle sprain against St. Louis, and he started at right tackle at Cincinnati (9/29) and at Atlanta (10/6). Green played primarily on special teams vs. Cleveland (10/13), at Philadelphia (10/20), at Carolina (10/27), vs. Minnesota (11/3), vs. Carolina (11/17), vs. Green Bay (11/24), at New Orleans (12/1), vs. Atlanta (12/8), at Detroit (12/15), vs. Pittsburgh (12/23) and at Chicago (12/29). In all three playoff games (vs. San Francisco in the NFC Divisional game (1/12), in the NFC Championship Game at Philadelphia (1/19) and vs. Oakland (1/26) in Super Bowl XXXVII), he played on special teams.

**2001:** Green played the first 11 weeks of the season with the Jets (inactive for nine contests, and dressed but did not play in two others), but was waived Dec. 3. He was signed to the Dolphins' practice squad Dec. 11, where he spent the final four regular-season games and one playoff contest.



**2000:** Green signed with Washington (7/14) and was waived by the Redskins during training camp (8/27). He was claimed by the New York Jets the following day and spent nine games on the practice squad and seven on the club's 53-man roster. He was inactive for all seven games.

**1999:** Green originally entered the league as an undrafted free agent by the Atlanta Falcons but was waived by the Falcons (8/30) and spent the rest of the season out of football.

**COLLEGE:** Green played four seasons (1995-98) at the University of Central Florida and started all 11 games in each of his final three seasons at both left and right tackle. He was voted as the team's Outstanding Offensive Lineman as a sophomore, junior and senior. Originally recruited to UCF as a defensive lineman, Green was converted to the offensive line during his redshirt freshman season. He was a college teammate of Vikings quarterback Daunte Culpepper while at UCF, and in the fall of 2003, was named to UCF's 25th Anniversary Team.


**PERSONAL:** Green attended Lakewood High School in St. Petersburg, Fla. In the fall of 1999, he unloaded and stacked newspapers for the *St. Petersburg Times*, and in October 2003, participated in the NFL/United Way Hometown Huddle. Cornell Duane Green was born Aug. 25, 1976, in St. Petersburg, Fla.

#### GREEN'S REGULAR SEASON RECORD

Year	Club	G	S
1999		OUT OF FOOTBALL	
2000	New York Jets	0	0
2001	NYJ/Miami	0	0
2002	Tampa Bay	16	3
2003	Tampa Bay	8	5
<b>CAREER TOTALS</b>		<b>24</b>	<b>8</b>

#### GREEN'S REGULAR SEASON RECORD

Year	Club	G	S
2002	Tampa Bay	3	0



### QUENTIN GRIFFIN

5-7 • 195 • 2ND YR. • OKLAHOMA

**BORN:** Jan. 12, 1981, in Houston, Texas

**HIGH SCHOOL:** Aldine-Nimitz High School, Aldine, Texas

**ACQUIRED:** Draft #4a (108th overall), 2003

**PRO YEAR:** 2nd • **YEAR WITH BRONCOS:** 2nd

**NFL GAMES PLAYED/STARTED:** 10/1 • **POSTSEASON:** 1/0

22

#### RUNNING BACK

Quentin Griffin—a powerfully built, compact runner with good hands and pass-catching ability—showed great promise in his rookie season and in year two looks to compete for a starting job at running back. Playing 10 games last season as a reserve, Griffin carried the ball 94 times for 345 yards (3.7) and added eight receptions for 61 yards (7.6). In his lone start of the year at Indianapolis (12/21), he helped lead the Broncos to a critical road win by rushing for a career-high 136 yards on 28 attempts (4.9). Selected in fourth round (108th overall) of the 2003 NFL Draft, Griffin was a three-year starter at Oklahoma, where he rushed for 3,756 yards (5.4 avg) on 702 carries and 44 touchdowns, which ranks third all-time in Sooners history. He caught 146 passes for 1,217 yards (8.3 avg) and six touchdowns, and his 4,973 all-purpose yards rank second all-time at Oklahoma.

**2003:** Griffin played in 10 games, starting one, and rushed 94 times for 345 yds. (3.7) with a long of 23 and caught eight passes for 61 yds. (7.6) with a long of 24. He was declared inactive for five games (games 1, 2, 7, 8 and 15) and was active but did not play once (Wk. 6 vs. Pit., 10/12). Griffin saw the first action of his NFL career in the home opener vs. Oak. (9/22) when he rushed seven times for 26 yds. (3.7) after both Clinton Portis and Mike Anderson left the game with injuries. In Wk. 4 vs. Det. (9/28), he saw action on offense, getting nine carries for 12 yds. (1.3) with a long of 8, and two passes for 11 yds. with a long of 6. In Wk. 9 vs. N.E. (11/3), he carried the ball three times for 3 yds. (1.0). Griffin rushed 15 times for 55 yds. vs. S.D. (11/16) and caught one pass for -1 yd. He ran the ball five times for 26 yds. (5.2) vs. Chi. (11/23), including a career-best run of 23 yds. He was declared inactive vs. Cle. (12/14) after missing the week of practice because of a death in his family. Griffin set career

highs in carries (28) and yards (136) in a big road win at 11-3 Ind. (12/21), helping to fill the void with Clinton Portis (ankle) out. It was his first 100-yd. game, and the win put Denver in the playoffs for the first time since 2000. Griffin also added one catch for a career-best 24 yds. He started the first game of his career at G.B. (12/28) and rushed 21 times for 74 yds. (3.5) while making a career-high three receptions for 21 yds. (7.0). Griffin saw action in the Broncos' AFC Wild Card game at Ind. (1/4) and rushed six times for 60 yds. (10.0) with a long of 19 and caught two passes for 18 yds. (9.0).

**COLLEGE:** As a three-year starter at Oklahoma, Griffin rushed for 3,756 yards (5.4 avg) on 702 carries and recorded 44 touchdowns during his career. Only Billy Sims (3,813, 1975-79), Steve Owens (3,867, 1967-69) and Joe Washington (3,995, 1972-75) gained more yards rushing in Sooners history. Griffin's 702 attempts rank second in school annals behind Owens (905), and his 44 scores rank third on the OU all-time record list behind Sims (50) and Owens (56). He also caught 146 passes for 1,217 yards (8.3 avg) and six touchdowns with only Trent Smith (154, 1999-2002) and Antwone Savage (148, 1999-2002) catching more passes in Oklahoma history. His 4,973 all-purpose yards rank second on the school's career-record chart behind Joe Washington (5,783), and he joined Sims (52) and Owens (56) as the only players in school history to score 50 times in a career. Griffin was a consensus All-Big 12 Conference first-team selection as a senior and started every game, rushing for a career-high 1,884 yards and 15 touchdowns on 287 carries (6.6 avg). In the process, he topped the school single-season record of 1,762 yards by Billy Sims in 1978. Griffin also snatched 35 passes for 264 yards (7.5 avg) and three scores. He scored 108 points, which were the most by a Sooner in a season since Sims tallied 132 in 1979. In addition, he gained 2,148 all-purpose yards (153.4 ypg), surpassing the OU season-record of 1,946 yards by Greg Pruitt in 1971. He ran for more than 100 yards in 12 games, topping the single-season record of 10 set by Sims in 1978. His three 200-yard performances were one shy of the school-record four by Sims in 1978. The previous year, Griffin was an All-Big 12 Conference third-team pick by the league's coaches and adding honorable mention by the Associated Press. He started every game, carrying 182 times for a team-high 804 yards (4.4 avg) and nine touchdowns, and finished second on the team with 55 receptions for 440 yards (8.0 avg) and two touchdowns. His 55 catches rank third on the school's single-season record list for most ever by a running back. As a sophomore, Griffin was an All-Big 12 Conference first-team selection by the Associated Press, adding second-team honors from the league's coaches. He also earned All-Big 12 Academic second-team honors. Griffin led the National Champion Sooners with 189 carries for 783 yards (4.1 avg) and 16 touchdowns and was second on the squad with 45 receptions for 406 yards (9.0 avg). Griffin was destined to redshirt as a freshman before injuries to the Sooners' running backs unit forced him into action. He missed the first seven games of the regular season but still finished as the Sooners' second-leading rusher with 285 yards on 44 carries (6.5 avg) and four touchdowns. He added 11 catches for 107 yards (9.7 avg) and a score.

**PERSONAL:** Griffin attended Aldine-Nimitz (Aldine, Tex.) High School and was the District 5A-21 Offensive Player of the Year. He was also a finalist for the Houston area Offensive Player of the Year after he rushed for 1,053 yards and eight touchdowns while sharing time at running back. He guided his team to a combined 22-8 record his final three seasons, including a 9-1 mark his last year. Quentin LaVell Griffin was born Jan. 12, 1981, in Houston.

#### GRIFFIN'S REGULAR SEASON RECORD

Year	Club	RUSHING						RECEIVING						SCORING			
		G	S	No.	Yds.	Avg.	LG	TD	No.	Yds.	Avg.	LG	TD	TD	TDr	Tdp	2pt
2003	Denver	10	1	94	345	3.7	23	0	8	61	7.6	24	0	0	0	0	0

#### GRIFFIN'S POSTSEASON RECORD


Year	Club	RUSHING						RECEIVING						SCORING			
		G	S	No.	Yds.	Avg.	LG	TD	No.	Yds.	Avg.	LG	TD	TD	TDr	Tdp	2pt
2003	Denver	1	0	6	60	10.0	19	0	2	18	9.0	11	0	0	0	0	0

#### GRIFFIN'S SINGLE GAME HIGHS

(Postseason in parenthesis)

**Most rushes** — 28 at Indianapolis, 12/21/03 (6 at Indianapolis, 1/4/04). **Most rushing yards** — 136 at Indianapolis, 12/21/03 (60 at Indianapolis, 1/4/04). **Longest rush** — 23 vs. Chicago, 11/23/03 (19 at Indianapolis, 1/4/04). **Most rushing TDs** — none (none). **Most receptions** — 3 at Green Bay, 12/28/03 (2 at Indianapolis, 1/4/04). **Most receiving yards** — 24 at Indianapolis, 12/21/03 (18 at Indianapolis, 1/4/04). **Longest reception** — 24 at Indianapolis, 12/21/03 (11 at Indianapolis, 1/4/04). **Most receiving TDs** — none (none). **Most rushing yards in one quarter** — 48 (4th qtr.) at Indianapolis, 12/21/03. **Most rushing yards in one half** — 80 (2nd half) at Indianapolis, 12/21/03. **Most total yards** — 160 (136 rush./24 rec.) at Indianapolis, 12/21/03 (78 (60 rush./18 rec.) at Indianapolis, 1/4/04). **Most total touchdowns** — none (none).





## BEN HAMILTON

6-4 • 283 • 4TH YR. • MINNESOTA

**BORN:** Aug. 18, 1977, in Minneapolis, Minn.

**HIGH SCHOOL:** Wayzata High School, Wayzata, Minn.

**ACQUIRED:** Draft #4a (113th overall), 2001

**PRO YEAR:** 4th • **YEAR WITH BRONCOS:** 4th

**NFL GAMES PLAYED/STARTED:** 32/32 • **POSTSEASON:** 1/1

# 50

GUARD/CENTER

**B**en Hamilton, in just his fourth year out of Minnesota, has established himself as one of the team's best and most versatile lineman. After his breakout year in 2002, he is firmly entrenched in the lineup and carries a 32-game starting streak into 2004. Hamilton, who did not see any action his rookie year, earned a starting role at guard in 2002 and was forced to move to center when Tom Nalen was placed on the injured reserve after Week 7. In 2003, Hamilton moved back to guard and started all 16 games for the Broncos, helping an offense that ranked seventh overall in the NFL and second in rushing. The Broncos' ground game last season set a franchise record with 2,629 rushing yards, 161 yards better than the previous mark set in 1998. Before the 2002 season, he spent the spring honing his skills with the Berlin Thunder in NFL Europe. Hamilton was selected by the Broncos in the fourth round (113th overall) of the 2001 NFL Draft.

**2003:** Hamilton started at left guard in all 16 games, helping the Broncos rush for a franchise-record 2,629 yds. while tying for the fourth-fewest sacks allowed in team history. In Wk. 4 vs. Det. (9/28), he moved to center in the fourth quarter to replace an injured Tom Nalen (right ankle). Hamilton started at left tackle in the Broncos' AFC Wild Card game at Ind. (1/4).

**2002:** Hamilton started all 16 games, including the final nine at center after taking over the position—replacing the injured Tom Nalen (left ACL)—in Wk. 8 at N.E. He started the first seven games at left guard. At K.C. (10/20), Hamilton moved to center in the 4th qtr. after Nalen left the game.

**2001:** Hamilton was declared inactive for all 16 games.

**COLLEGE:** Hamilton started all 46 games in which he played in his four years at Minnesota and is regarded as the best center to ever play at the school. He was a consensus first-team All-America choice for the second consecutive year as a senior, earning acclaim from *Football News*, *The Sporting News*, American Football Coaches Association and Walter Camp. Hamilton was also a consensus All-Big Ten Conference first-team choice and a finalist for the Lombardi Award, given annually to the nation's best interior lineman, as well as the Outland Trophy, awarded to college football's top lineman. As a junior, he was named first-team All-America by the Associated Press, becoming the first Minnesota offensive lineman since Bobby Bell in 1962 to earn first-team national honors, while also picking up first-team All-America honors from *The Sporting News* and CBS Sportsline and second-team accolades from *Football News*. Hamilton was a first-team All-Big Ten Conference choice by the league's coaches named the team's Paul Giel award winner, which honors the player who exhibits total unselfishness and most concern about the University of Minnesota. He was honorable mention All-Big Ten as a freshman and sophomore, and redshirted in 1996. Hamilton graduated with a degree in engineering.


**PERSONAL:** Hamilton was a *USA Today* honorable mention All-America choice as a senior at Wayzata (Minn.) High School and also added *Minneapolis Star Tribune* all-state, all-conference and all-Metro accolades as he helped lead his school to the 1995 Section 8AA crown. He represented the Metro team in the 1996 Minnesota High School All-Star game and also lettered in tennis. Hamilton was an honor roll student. His father, Wes, played on the offensive line at Tulsa and with the Minnesota Vikings (1976-85). Wes was drafted by the Vikings in the third round of the 1976 NFL Draft and played in 116 games with the club. Benjamin Thomas Hamilton was born Aug. 18, 1977, in Minneapolis. He and his wife, Jeanne, reside in Parker, Colo., and the couple has a son, Elijah (2).

### HAMILTON'S REGULAR SEASON RECORD

Year	Club	G	S
2001	Denver	0	0
2002	Denver	16	16
2003	Denver	16	16
<b>CAREER TOTALS</b>		<b>32</b>	<b>32</b>

### HAMILTON'S REGULAR SEASON RECORD

Year	Club	G	S
2003	Denver	1	1



## PATRICK HAPE

6-4 • 262 • 8TH YR. • ALABAMA

**BORN:** June 6, 1974, in Killen, Ala.

**HIGH SCHOOL:** Brooks High School, Killen, Ala.

**ACQUIRED:** Unrestricted Free Agent (Tampa Bay), 2001

**PRO YEAR:** 8th • **YEAR WITH BRONCOS:** 4th

**NFL GAMES PLAYED/STARTED:** 108/16 • **POSTSEASON:** 6/0

# 86

TIGHT END

**P**atrick Hape continued to prove why he is one of Denver's most valuable backups last season at tight end as the Broncos had one of the best tight end corps in the league. Seeing action in all 16 games a year ago, Hape posted three catches for 30 yards and was a top blocker for the Broncos' second-ranked rushing attack. In 2001, he scored the first touchdown ever at INVESCO Field at Mile High on a 1-yd. pass from Brian Griese in the first quarter of the season opener vs. the New York Giants, (9/10). Now in his eighth NFL season, Hape has played in 108 career games (16 starts) and caught 43 passes for 252 yards (5.9) with a long of 25 and seven touchdowns while also rushing three times for 1 yd. He has also played in six postseason games and caught one pass for 5 yards. Hape spent his first four NFL seasons with Tampa Bay after being drafted by the club in the fifth round in 1997 (137th overall).

**2003:** Hape played in all 16 games as a reserve tight end and fullback, and he also contributed on special teams. He caught his first pass of the season vs. Chi. (11/23) when he hauled in a 9-yd. pass from Jake Plummer. He caught a season-high two passes for 21 yds. (10.5) vs. Cle. (12/7), seeing extensive action at fullback with Reuben Droughns limited by injury and Mike Anderson returning from a four-week suspension. Hape played primarily on special teams in the Broncos' AFC Wild Card game at Ind. (1/4).

**2002:** Hape played in a reserve role and on special teams in all 16 games and caught six passes for 26 yds. (4.3), with a long of 7 and two touchdowns. He scored his second touchdown of the season at Sea. (11/17) on a spectacular diving reception from Steve Beuerlein from 1 yd. out on a fourth-and-goal play early in the 4th qtr. His first score came at Balt. (9/30) on a 2-yd. pass from Brian Griese.

**2001:** Hape played in 15 games, starting eight, and set career highs in all receiving categories with 15 catches for 96 yds. (6.4) with a long of 25 and three touchdowns. He also rushed twice for 0 yds. Hape started at fullback in Wk. 1 and Wks. 3-8 before returning to a reserve role at both fullback and tight end with Tony Carter assuming the role beginning in Wk. 9. He was declared inactive at Ind. (1/6) because of a sprained left ankle suffered the week before vs. Oak. (12/30). Hape started as a second tight end at K.C. (12/16) and tied his career high for receptions with two (8th time; 4th of '01) for a career-high 35 yards, including a career-best long of 25. He re-emerged on the Broncos' offensive landscape vs. Sea. (12/9), catching his third touchdown of the season on a 1-yd. pass from Gus Frerotte in the 3rd qtr. Hape posted his third two-catch game of the season at Oak. (11/5), tying his career high (seventh time), and established a then-career high for receiving yds. with 20. His longest reception of 13 yds. also matched his career best at the time. Hape did not start at Ariz. (9/23) because the Broncos opened in a two-tight end set but played the entire game at fullback and caught his career-best second touchdown of the season on a 1-yd. toss from Brian Griese. He started at fullback in the season opener against the Giants (9/10) and scored the first touchdown at INVESCO Field at Mile High on a 1-yd. pass from Griese with 1:09 remaining in the 1st qtr. He was moved to fullback full-time in training camp when four-year starter Howard Griffith went down with a neck injury. Hape signed with the Broncos as an unrestricted free agent from Tampa Bay on March 14, 2001.

**2000:** Hape played in all 16 games (2 starts) and caught a career-best six passes for 39 yards with Tampa Bay. His two starts came at Washington (10/1) and vs. Green Bay (11/12). Hape tied his longest career reception of 13 yds. vs. Chicago (9/10) and recorded his career-high game of two catches (12 yds.) in the Washington contest. He also caught one pass for five yards in the Bucs' playoff loss at Philadelphia (12/31).

**1999:** Hape played in 15 games (one start, vs. Denver) for Tampa Bay and caught five passes for 12 yards, including a two-yard touchdown reception at Seattle (11/28) that marked Shaun King's first NFL scoring pass. Hape played in both postseason contests, making a key block to spring Mike Alstott on a fourth-and-1 situation that led to the winning touchdown in Tampa's 14-13 win over Washington (1/15), propelling the Bucs to the NFC Championship Game at St. Louis (1/23).



**1998:** Hape played in 16 games and made two starts as Tampa Bay's second tight end. He joined starting tight end Dave Moore in the lineup primarily in blocking situations and helped open holes for a Buccaneers running game that racked up 2,148 yards, second most in team history. For the season, Hape caught four passes for 27 yards (6.8), including two for seven yards in the season opener at Minnesota (9/6). He scored on a two-point conversion at Green Bay (9/13).

**1997:** Hape played in 14 games (three starts) with Tampa Bay and caught four passes for 22 yards (5.5), including a career-long 13-yarder at Green Bay (10/5). He began his rookie season as the backup tight end but was also used extensively at fullback, the role in which he made his three starts. Hape carried once for one yard. He saw limited action as a fullback in both postseason contests, the NFC Wild Card Game vs. Detroit (12/28) and the NFC Divisional Playoff at Green Bay (1/4/98). The Bucs drafted him in the fifth round (137th overall) in April 1997.

**COLLEGE:** Hape was a four-year letterwinner at Alabama, where he played in 47 career games (26 starts) and caught 24 passes for 321 yards (13.4) and one touchdown. He also rushed for 25 yards on seven carries (3.6). As a senior in 1996, Hape caught a career-best 12 passes for 134 yards (11.2) and a touchdown. As a junior, he made five starts at fullback. He majored in business management.

**PERSONAL:** Hape, a native of Killen, Ala., was considered one of the nation's top tight end prospects as a senior at Brooks High School. He earned all-state accolades while playing tight end, linebacker and running back. Hape rushed for 660 yards and scored seven touchdowns as a prep. Patrick Stephen Hape was born June 6, 1974, in Killen, Ala. He and his wife, Jennifer, make their home in Aurora, Colo.

#### HAPE'S REGULAR SEASON RECORD

		RECEIVING							SCORING					
Year	Club	G	S	No.	Yds.	Avg.	LG	TD	TD	TDr	TDp	TDrt	2pt	Pts.
1997	Tampa Bay	14	3	4	22	5.5	13	1	1	0	1	0	0	6
1998	Tampa Bay	16	2	4	27	6.8	11	0	0	0	0	0	1	2
1999	Tampa Bay	15	1	5	12	2.4	4	1	1	0	1	0	0	6
2000	Tampa Bay	16	2	6	39	6.5	13	0	0	0	0	0	0	0
2001	Denver	15	8	15	96	6.4	25	3	3	0	3	0	0	18
2002	Denver	16	0	6	26	4.3	7	2	2	0	2	0	0	12
2003	Denver	16	0	3	30	10.0	12	0	0	0	0	0	0	0
CAREER TOTALS		108	16	43	252	5.9	25	7	7	0	7	0	1	44

**ADDITIONAL STATISTICS:** Hape scored on a two-point conversion at Green Bay (9/13), 1998. Rushed once for one yard, 1997. Rushed twice for 0 yds., 2001; **TOTAL RUSHING:** 3-1, 0.3, LG of 1.

#### HAPE'S POSTSEASON STATISTICS

Year	Club	G	S	No.	RECEIVING			LG	TD	TD	TDp	SCORING		
					Yds.	Avg.	TD					TDp	TDrt	2pt
1997	Tampa Bay	2	0	0	0	0.0	—	0	0	0	0	0	0	0
1999	Tampa Bay	2	0	0	0	0.0	—	0	0	0	0	0	0	0
2000	Tampa Bay	1	0	1	5	5.0	5	0	0	0	0	0	0	0
2003	Denver	1	0	0	0	0.0	—	0	0	0	0	0	0	0
CAREER TOTALS		5	0	1	5	5.0	5	0	0	0	0	0	0	0

#### HAPE'S SINGLE-GAME HIGHS


(Postseason in parenthesis)

**Most receptions** — 2, nine times, most recently vs. Cleveland, 12/14/03 (1 at Philadelphia, 12/31/00). **Most receiving yardage** — 35 at Kansas City, 12/16/01 (5 at Philadelphia, 12/31/00). **Longest reception** — 35 at Kansas City, 12/16/01 (5 at Philadelphia, 12/31/00). **Most receiving touchdowns** — 1, seven times, most recently at Seattle, 11/17/02 (none).

#### THE CHOSEN FEW

The Arizona/St. Louis Cardinals franchise is the only one to have never beaten the Broncos in regular or postseason play. The Cardinals (0-3), Carolina (0-1) and Green Bay (0-6) have never beaten the Broncos at Mile High Stadium or INVESCO Field at Mile High in regular or postseason play while the Cardinals (0-1-1) are the only team to whom Denver has never lost on the road.

(\*Note: Denver has not played Carolina on the road).



### ATNAF HARRIS

6-1 • 182 • 2ND YR. • CAL ST. NORTHRIDGE

**BORN:** Feb. 27, 1979, in Fresno, Calif.

**HIGH SCHOOL:** Edison High School, Fresno, Calif.

**ACQUIRED:** Free Agent, 2003

**PRO YEAR:** 2nd • **YEAR WITH BRONCOS:** 2nd

**NFL GAMES PLAYED/STARTED:** 1/1

19

#### WIDE RECEIVER

Atnaf Harris returns to the Broncos' receiving corps after spending the final three weeks of 2003 on the practice squad. He joined the Broncos on Dec. 10 after being waived by Houston at the conclusion of training camp. Entering the NFL as an undrafted free agent on May 22, 2002, Harris was signed to the Texans' practice squad on Sept. 17 before being elevated to the active roster on Nov. 26. He has played in one game, starting at wide receiver in season finale against Tennessee (12/29/02), where he caught one pass for 8 yards.

**2003:** Harris was signed to the Broncos' practice squad on Dec. 10 after being waived by Houston at the conclusion of training camp. He was out of football after being released by the Houston Texans in the final cutdown of training camp.

**2002:** Harris contributed at the latter part of the 2002 season for the Texans. He signed with Houston as a free agent Nov. 26 after originally signing as an undrafted free agent May 22. He played in one game, starting at wide receiver in season finale against Tennessee (12/29), where he caught one pass for eight yards, and was inactive for four previous games. Harris was released on Sept. 1 before signing with Houston's practice squad the next day. He was waived on Sept. 10, then he re-signed to practice squad on Sept. 17 before being elevated to the active roster on Nov. 26.


**COLLEGE:** Harris transferred to Cal State-Northridge for his senior season after playing three seasons at Fresno State. He recorded 26 catches for 285 yards and four touchdowns for the Bulldogs and spent two seasons (1998, 2000) with Texans quarterback David Carr. Harris caught 17 passes for 198 yards and three touchdowns as a freshman.

**PERSONAL:** Atnaf DeShawn Harris was born Feb. 27, 1979, in Fresno, Calif., and attended Edison High School in Fresno, Calif.

#### HARRIS' REGULAR SEASON RECORD

RECEIVING														SCORING			
Year	Club	G	S	No.	Yds.	Avg.	LG	TD	TD	TDp	TDrt	2pt	Pts.				
2002	Houston	1	1	1	8	8.0	8	0	0	0	0	0	0				
2003	Denver	1	1	1	8	8.0	8	0	0	0	0	0	0				
CAREER TOTALS					8	8.0	8	0	0	0	0	0	0				

PRACTICE SQUAD (FINAL THREE GAMES)



### REGGIE HAYWARD

6-5 • 270 • 4TH YR. • IOWA STATE

**BORN:** March 14, 1979, in Chicago, Ill.

**HIGH SCHOOL:** Thornridge High School, Dolton, Ill.

**ACQUIRED:** Draft #3 (87th overall), 2001

**PRO YEAR:** 4th • **YEAR WITH BRONCOS:** 4th

**NFL GAMES PLAYED/STARTED:** 31/5 • **POSTSEASON:** 1/0

98

#### DEFENSIVE END

Reggie Hayward, who returned from spending the last seven games of 2002 on injured reserve, enjoyed his finest season in NFL last year and looks to soar even higher in 2004 as an every play starter. In 16 games a year ago, Hayward posted career highs in tackles (44, 32 solo) and sacks (8.5 for -47 yards), which tied for second on the team. He also added five passes defensed, two forced fumbles and two fumbles recovered. In 2002, Hayward's season was cut short when he was placed on injured reserve with a fractured right hand Dec. 4, and he missed the final seven games. During his rookie season, Hayward showed flashes of the superior quickness and agility that made him an attrac-



tive pass-rushing defensive end coming out of college. Hayward played in the final six games of his rookie season after being inactive the first 10 weeks and managed 22 tackles (16 solo), including three sacks (-21) in reserve duty. That year, he collected three sacks in the same game vs. Seattle (12/9/01), tying the Broncos single-game record for a rookie. Hayward was chosen by the Broncos in the third round (87th overall) of the 2001 NFL Draft.

**2003:** Hayward played in all 16 games, starting two (vs. Oak., 9/22 and at Min., 10/19), and tallied 44 tackles (32 solo), including a career-high 8.5 sacks (-47), tying for 10th most in the AFC. He also had five pass deflections, two forced fumbles and two fumble recoveries. In the opener at Cin. (9/7), Hayward posted a sack of Jon Kitna (-6) among his career-high eight tackles (6 solo) while adding a deflected pass, a forced fumble and a recovered a fumble. The forced fumble and the recovery were career firsts for Hayward. He registered his first start of the season in Wk. 3 vs. Oak. (9/22) and recorded three tackles, including a season-high 2.5 sacks of Rich Gannon. Hayward's biggest sack of the night came on a crucial third-and-2 play when he dropped Gannon for a 10-yd. loss to force an Oakland punt. He recorded two solo tackles in Wk. 6 vs. Pit. (10/12), including a sack of Tommy Maddox (-8). In Wk. 7 at Min. (10/19), Hayward made his second start of the season and recorded three tackles (2 solo). In Wk. 8 at Balt. (10/26), he split a sack of Kyle Boller (-3) with Bertrand Berry among his three tackles (1 solo). Hayward recorded just one solo tackle against S.D. (11/16), but his lone tackle came on a sack of Chargers quarterback Doug Flutie on which he stripped the ball and recovered it himself. He registered three tackles (2 solo) at Oak. (11/30), including 1.5 sacks (-10.5), and a pass breakup. Both sacks came at the expense of Raiders quarterback Rick Mirer, one for a 10-yd. loss in the third quarter. The following week vs. K.C. (12/7), Hayward recorded two solo tackles before suffering a mild AC sprain in his right shoulder in the 4th qtr. He bounced back vs. Cle. (12/14) to make a solo tackle and break up a career-high two passes. Hayward recorded a pair of solo tackles at Ind. (12/21). At G.B. (12/28), he notched his second-highest total of the season with six tackles (5 solo), including a sack (-0) of Packers quarterback Brett Favre in the second quarter. Hayward also added a pass deflection. He saw action in a reserve role and registered three solo tackles and a fumble recovery in the Broncos' AFC Wild Card game at Ind. (1/4).

**2002:** Hayward played in a reserve role in nine games and made 10 tackles (7 solo) before being placed on injured reserve with a fractured right hand Dec. 4. The injury occurred in Denver's 30-27 overtime loss at S.D. (12/1). Hayward posted two tackles on four occasions: vs. Buf. (9/22), vs. S.D. (10/6), at Sea. (11/17) and vs. Ind. (11/24). He was declared inactive for the first two games (vs. St. L., 9/8 and at S.F., 9/15) and again at Balt. (9/30).

**2001:** Hayward played in each of the final six games (at Dal., 11/22; at Mia., 12/2; vs. Sea., 12/9; at K.C., 12/16; vs. Oak., 12/30 and at Ind., 1/6) after being declared inactive for the first 10 and finished the year with 22 tackles (16 solo), including three sacks (-21). In his second career start, at Ind. (1/6), he posted four tackles (3 solo). Hayward made his first NFL start vs. Oak. (12/30), replacing Kavika Pittman at right defensive end after Pittman was placed on injured reserve for the final two games of the year. Previously, he saw the most extensive action of his young career at K.C. (12/16) after Pittman left with his strained calf in the first qtr. and tied for second on the team with a career-best nine tackles (5 solo). That effort also matched the best by a Broncos defensive lineman in 2001, equaling Pittman's nine-tackle performance vs. Balt. (9/30). Hayward saw time vs. Sea. (12/9), registering five tackles (4 solo) and the first three sacks of his career (on Matt Hasselbeck) for a total loss of 21 yards. The three sacks were the most in a game by a Bronco in 2001 and tied the franchise record for a rookie held by Rulon Jones (12/14/01 vs. Oak.) while tying for the seventh-best effort overall in club history. Hayward played in his first NFL game at Dal. (11/22) and registered two solo tackles.

**COLLEGE:** Hayward was a first-team All-Big 12 Conference honoree in his senior season at Iowa State after two consecutive seasons of honorable mention consideration. A three-year starter, he never missed a game in his college career (44 games/33 starts) and did not redshirt. Hayward's career numbers include 229 tackles (147 solo), 16.5 sacks (-102), four passes defended, five forced fumbles and five fumble recoveries. Hayward received the Arthur Floyd Scott Award as a senior, given annually to the team's outstanding defensive lineman, and was a team captain and Most Valuable Player. He was a sociology major.


**PERSONAL:** Hayward was an All-America selection by Reebok, *Prep Football Report* and *Super Prep* at Thornridge High School in Dolton, Ill. He was named one of the top players nationally by *Prep Football Report* and earned first-team all-state honors from the *Champaign News-Gazette* as a senior. Hayward also played tight end and served as the team's punter, as well as lettering in basketball—earning all-conference honors as a junior and a senior—and track. Reginald Joseph Hayward Jr., was born March 14, 1979, in Chicago.

## HAYWARD'S REGULAR SEASON RECORD

Year	Club	G	S	UT	A	TT	S-Yds.	I-Yds.	PD	FF	FR	TD-Int.	TD-FR	S	Pts.
2001	Denver	6	2	16	6	22	3-21	0-0	0	0	0	0	0	0	0
2002	Denver	9	0	7	3	10	0-0	0-0	0	0	0	0	0	0	0
2003	Denver	16	2	32	12	44	8.5-47	0-0	5	2	2	0	0	0	0
<b>CAREER TOTALS</b>		<b>31</b>	<b>5</b>	<b>55</b>	<b>21</b>	<b>76</b>	<b>11.5-68</b>	<b>0-0</b>	<b>5</b>	<b>2</b>	<b>2</b>	<b>0</b>	<b>0</b>	<b>0</b>	<b>0</b>

## HAYWARD'S POSTSEASON RECORD

Year	Club	G	S	UT	A	TT	S-Yds.	I-Yds.	PD	FF	FR	TD-Int.	TD-FR	S	Pts.
2003	Denver	1	0	3	0	3	0-0	0-0	0	0	1	0	0	0	0



## GARRISON HEARST

5-II • 215 • 12TH YR. • GEORGIA

BORN: Jan. 4, 1971, in Lincolnton, Ga.

HIGH SCHOOL: Lincoln County High School, Lincolnton, Ga.

ACQUIRED: Free Agent, 2004

PRO YEAR: 12th • YEAR WITH BRONCOS: 1st

NFL GAMES PLAYED/STARTED: 199/105 • POSTSEASON: 6/5

20

## RUNNING BACK

Garrison Hearst, entering his 12th year in the league, has proven to be one of the toughest, most resilient players in the NFL. With the starting role at running back wide open in 2004, he looks to use his experience to become a valuable member of arguably one of the league's most potent rushing attacks. In 199 career games (105 starts), Hearst has rushed for 7,885 yards on 1,811 carries (4.3) with 29 touchdowns and a long of 96. He has 227 career receptions for 2,045 yards (9.0) and nine touchdowns. Included in his rushing total are 18 100-yard games, including 15 with his former team, the San Francisco 49ers. In postseason play, Hearst has appeared in six games (5 starts) and rushed for 259 yards on 60 carries (4.3) and a touchdown. Various injuries throughout his career have sidelined him but have never kept him down. After suffering a devastating ankle injury that kept him out for two seasons, Hearst returned to San Francisco's roster in 2001 and became the first player in NFL history to earn NFL Comeback Player of the Year a second time. That season, he also earned his second trip to the Pro Bowl after rushing for 1,206 yards and became first player in NFL history to rush for more than 1,000 yards after a two-year layoff. Hearst earned his first Pro Bowl nod in 1998 after leading the team with a career best 1,570 yards rushing on 310 carries and seven touchdowns. Limited to just eight games in 1994 while recovering from a knee injury suffered as a rookie (1993), Hearst won his first NFL Comeback Player of the Year award in 1995 with Arizona by registering his first career 1,000-yard season. Originally selected by Arizona in the first round (3rd overall) of the 1993 NFL Draft out of Georgia, he joined the 49ers as an unrestricted free agent in 1997 and signed with Denver this past offseason (3/25).

**2003:** Hearst, in his final season with San Francisco, rushed for 768 yards on 178 carries (4.3), three touchdowns, and added 25 receptions for 211 yards and a score. In the season-opener vs. Chicago (9/7), he recorded two touchdowns, one rushing and one receiving, and also had 11 carries for 56 yards (5.1). Hearst led the team with 11 carries for 89 yards (8.1), including a long of 36 at St. Louis (9/14), and tallied nine carries for 18 yards and two receptions for 10 yards vs. Cleveland (9/21). Three games later, he again led the team with 19 carries for 74 yards, including a long of 15 vs. Detroit (10/5). He posted 62 yards on 16 carries and one touchdown vs. Seattle (10/12) and paced the 49ers with a season-high 117 rushing yards on 20 carries (5.9) and one touchdown vs. Tampa Bay (10/19). Against St. Louis (11/2), he sparked the rushing attack with 80 yards on 17 carries (4.7) and tallied 20 carries for 67 yards and two receptions for 12 yards vs. Pittsburgh (11/17). Hearst recorded 12 carries for 47 yards and two receptions for three yards at Baltimore (11/30) before injuring his knee and was inactive the remainder of the season (Weeks 14-17).

## 20's TROPHY CASE

Pro Bowl Selections (2) ... 1998, 2001

NFL Comeback Player of the Year (2) ... 1995, 2001



**2002:** Hearst started all 16 games for San Francisco and rushed for 972 yards on 215 carries, including a career-high eight touchdowns. A dual-purpose threat, he finished third on team with a career-high 48 receptions for 317 yards and one touchdown. In the season opener at the New York Giants (9/5), he carried the ball 12 times for 40 yards (3.3) and added two receptions for 10 yards, including a 9-yard touchdown reception. Hearst rushed 19 times for 97 yards (5.1) vs. Washington (9/22) and posted 116 yards rushing (8.9), including a long of 40 and one touchdown vs. St. Louis (10/6). At New Orleans (10/20), he ran 14 times for 87 yards (6.2), including a long of 30, and two touchdowns. He led the team with 69 yards on 15 carries (4.6), including a 5-yard touchdown run vs. Kansas City (11/10), and moved past Hugh McElhenny into fifth place on team's all-time rushing list. The next week at San Diego (11/17), Hearst rushed 12 times for 66 yards (5.5) and passed J.D. Smith for fourth place on team's all-time rushing list. Hearst posted a career-high 31 carries for 124 yards (4.0), including a long of 31, and a career-high three touchdowns vs. Seattle (12/1). It was the fourth multiple touchdown game of his career and his 18th career 100-yard rushing game (15th with 49ers). Hearst rushed six times for 15 yards and caught one pass for three yards vs. the New York Giants (1/5) in the NFC Wild Card game, and he followed that up with 55 yards (5.5), including a long of 14, at Tampa Bay (1/12) in NFC Divisional Playoff Game.

**2001:** Hearst was named NFL Comeback Player of the Year for the second time in his career after a remarkable recovery from his devastating left ankle injury suffered during the 1998 postseason. He returned after a two-year absence and started all 16 regular-season games and one playoff game, earning his second Pro Bowl nod after rushing for 1,206 yards and four touchdowns. Along the way, Hearst registered four 100-yard rushing games and one receiving. In his first game back since 1999, he posted 48 rushing yards on 14 carries (3.8 avg.) and four receptions for 24 yards vs. Atlanta (9/9), and he carried four times for 10 yards and caught two passes for 10 yards before suffering concussion vs. St. Louis (9/23). Hearst amassed 123 all-purpose yards at the New York Jets (10/1), including 95 yards rushing on 20 carries (73 yards in second half). At Chicago (10/28), he scored his first touchdown since 1998 on a 60-yard reception, and in the game, totaled four catches for a career-high 105 yards. Hearst rushed 21 times for 82 yards (3.9 avg.) and caught two passes for 17 yards vs. Detroit (11/4), and posted a season-high 145 yards rushing vs. New Orleans (11/11). That game marked Hearst's first 100-yard rushing performance since Dec. 20, 1998, at New England. The next week, he rushed 17 times for 92 yards and caught six passes for 21 yards at Carolina (11/18) and accounted for 38 yards (rushing) in overtime. Hearst posted his second 100-yard rushing game of season with 106 yards on 12 carries at Indianapolis (11/25) and also scored two rushing touchdowns. It was his first multi-rushing touchdown performance since Sept. 6, 1998 (vs. Jets), and for his efforts, he earned NFC Offensive Player of the Week honors. For a second consecutive game, he gained more than 100 yards rushing with 124 yards vs. Buffalo (12/2) and scored on one-yard touchdown run in second quarter. Hearst recorded the fourth 100-yard rushing game of the season with 26 carries for 103 yards vs. Miami (12/16). He rushed 13 times for 42 yards and caught two passes for 26 yards while scoring one touchdown in NFC Wild Card Game at Green Bay (1/13). In addition to Pro Bowl and NFL Comeback Player of the Year honors, Hearst was named the Associated Press' Comeback Player of the Year and was the George Halas Award recipient from the Pro Football Writers Association as the Comeback Player of the Year.

**2000:** Hearst, for the second consecutive year, was placed on Reserve/PUP list (8/22). He moved from Reserve/PUP to the active roster Nov. 21 but was inactive for Weeks 14-17.

**1999:** Hearst, after suffering a broken ankle in the previous season's NFC Divisional Playoff Game, was placed on San Francisco's Reserve/PUP list (8/31). He was activated from Reserve/PUP (11/9) and returned to practice but was later put on injured reserve (11/30) for the remainder of the season.

**1998:** Hearst played and started 16 games for San Francisco and set career highs in rushes (310) and rushing yards (1,570). He was selected to the Pro Bowl for first time in career after posting a career-high six 100-yard games. Hearst carried the ball 20 times for 187 yards (sixth most in team history), including two touchdowns, vs. the New York Jets (9/6) and set a team record for the longest run (96 yards) on his game-winning touchdown gallop in overtime. For his performance in the season opener, he was named the NFL Offensive Player of the Week and the Miller Lite NFL Player of the Week. The next week at Washington (9/14), Hearst rushed 22 times for 138 yards, marking the first time in his NFL career he produced back-to-back 100-yard games. Against Atlanta (9/27), he rushed 18 times for 57 yards and caught four passes for 105 yards, the first 100-yard receiving game of his career. Hearst carried the ball 15 times for 65 yards and caught a career-high six passes for 33 yards vs. Indianapolis (10/18). Two weeks later, he rushed 17 times for 99 yards, including a 30-yard touchdown at Green Bay (11/1). He caught four passes for 103 yards, including a career-best 81-yard touchdown vs. New Orleans (11/22) and added 90 yards rushing on 25 attempts. Against the New York Giants (11/30), he rushed 20 times for 166 yards, including a 70-yard touchdown, and added two catches for 7 yards.

Hearst reached the 1,000-yard rushing mark for second consecutive season vs. the Giants, becoming the first 49ers running back to accomplish that since Roger Craig (1988-89). He rushed 20 times for 139 yards, including a 71-yard touchdown, and caught two passes for 28 yards at Carolina (12/6), and carried 24 times for a career-high 198 yards, including a 5-yard touchdown vs. Detroit (12/14). The 198 yards was a then-team record for most rushing yards in game, breaking Delvin Williams' record (194) set in 1976. He also became the first 49er to register 100 yards rushing in three consecutive games since J.D. Smith did it in 1962. With 107 yards rushing on 27 carries at New England (12/20), Hearst shattered two team records, including most rushing yards in season (1,549), breaking Roger Craig's mark of 1,502, and 100-yard rushing games in season (6). In the NFC Wild Card Game vs. Green Bay (1/3), he rushed 22 times for 128 yards despite playing with an injured right hamstring, becoming the fifth player in team history to record a postseason 100-yard rushing game. Hearst ran for 7 yards in the NFC Divisional Playoff Game before suffering a broken left ankle on first play from scrimmage at Atlanta (1/9).

**1997:** Hearst, in his first season with San Francisco, played and started 13 games, missing three regular season and one postseason game with broken left clavicle. He carried the football 224 times for a team-high 1,019 yards (7th in the NFC and 15th in the NFL) and four touchdowns and caught 21 passes for 194 yards and two touchdowns. Hearst became the seventh 1,000-yard rusher in 49ers history and first since 1992. He finished fourth on team with 36 points (six touchdowns) and recorded three 100-yard rushing games. At St. Louis (9/7), he rushed for 92 yards on 18 carries and scored the game-winning touchdown on a 35-yard run, and he followed that up with 29 yards rushing and a season-high four receptions for 23 yards and one touchdown vs. New Orleans (9/14). Hearst earned NFL Offensive Player of the Week honors after rushing 28 times for 141 yards and one touchdown at Carolina (9/29) while adding three receptions for 13 yards. He registered his second 100-yard game of season with 18 carries for 105 yards at Atlanta (10/19) and posted his third 100-yard game of season with 22 carries for 104 yards and one touchdown against Dallas (11/2). Eighty-one of those yards came in the second half, and Hearst became the first 49er since 1992 to record three 100-yard games in single season. He rushed for 77 yards and one touchdown on 26 carries at Philadelphia and went over the 1,000-yard mark with a seven-carry, 85-yard performance at Kansas City (11/30). Hearst suffered a fractured left clavicle on the very play that put him over 1,000 yards after being tackled on a 45-yard run in third quarter. He was inactive for the final three regular-season games against Minnesota (12/7), Denver (12/15) and Seattle (12/21), and against Minnesota in the NFC Divisional Playoff Game (1/3). Making his first career start in postseason play, he carried eight times for 12 yards and posted three receptions for 14 yards in the NFC Championship Game vs. Green Bay (1/11).

**1996:** Hearst played in 16 games (12 starts) and led the Bengals in rushing with 225 carries for 847 yards and made 12 receptions for 131 yards (10.9) and one touchdown. Having led the team in rushing 10 times during the season, Hearst posted the most rushing yards by a Bengals player since Harold Green rushed for 1,170 yards in 1992. He had only 15 carries during the first three weeks before coming off the bench to rush for 71 yards on 10 carries against Denver (9-29), and he became a full-time starter vs. Houston (10/6) as he tallied 15 carries for 90 yards. Hearst rushed 21 times for 88 yards and caught two passes for 25 yards and one touchdown at San Francisco (10/20) and had a season-high 23 carries for 80 yards at Baltimore (11/3). He matched that high with 23 carries for 67 yards vs. Atlanta (11/24). Against Indianapolis (12/22), Hearst recorded a season-high 93 yards on 17 carries and scored his first-career two-point conversion vs. Baltimore (12/8).

**1995:** Hearst earned the Victor Award as the NFL's Comeback Player Of The Year with Arizona by becoming only the sixth Cardinal to rush for 1,000 yards in a season. In 16 games (15 starts), he carried 284 times for 1,070 yards, caught 29 passes for 243 yards and posted three 100-yard rushing games. Hearst had his first-career 100-yard game on 22 carries for 121 yards at Detroit (9/17) and registered 122 yards on 23 carries at the New York Giants (10/8). He caught his first career touchdown pass, a game-winning score against Washington (10/15), and had 18 carries for 103 yards vs. Minnesota (11/12).

**1994:** Hearst—after coming back from a severe knee injury suffered his rookie year—averaged 4.6 yards per carry by rushing for 169 yards on 37 attempts in eight games, including an average of 5.9 yards per carry (28 for 164 yards) during the final four games of season. Hearst started the season on the Physically Unable to Perform (PUP) list and made his return at Washington (10/16), carrying six times for seven yards. Against Cincinnati (12/18), he posted a season-high 62 yards on 13 carries and one touchdown while throwing his first career touchdown pass to Larry Centers.

**1993:** Hearst played in just six games (5 starts) with Arizona before going down with a season-ending left knee injury. He posted a season-high 81 yards on 10 carries, including a 57-yard run, vs. New England (10/10). Hearst suffered a second degree sprain of his left medial collateral ligament against Washington (10/17), which required surgery. Before the injury, he rushed 13 times for 28 yards and scored the first touchdown of his career. He was placed on injured reserve Nov. 4.



**COLLEGE:** Hearst led the nation in touchdowns (21) and points per game (11.5) as junior at Georgia, and was the 1992 recipient of the Doak Walker Award as nation's outstanding running back. He finished third in the balloting for the Heisman Trophy after his rushing average of 140.6 yards per game ranked second in country. Hearst set SEC single-season records with 126 points, 21 touchdowns, 19 rushing touchdowns and 6.8-yard average per carry, and he ranks second in school history, behind Herschel Walker, with 3,232 rushing yards in three seasons and third with 35 touchdowns.

**PERSONAL:** Hearst was a prep All-American at Lincoln County (Ga.) High School after rushing for 2,397 yards and 47 touchdowns while leading his team to 15-0 record and a state title as senior. He was the runner-up to Herschel Walker in the 1995 NFL Run To Daylight, a made-for-television running backs competition. Hearst's nickname "Doobie," was derived from his favorite childhood cartoon, "Scooby Doo". Born Gerard Garrison Hearst on Jan. 4, 1971, in Lincolnnton, Ga., he has a son, Garrison Gerard, and a daughter, Brooke O'Neil. He resides in Atlanta, Ga., during the offseason.

### HEARST'S REGULAR SEASON RECORD

Year	Club	G	S	RUSHING				RECEIVING				SCORING			
				No.	Yds.	Avg.	LG	No.	Yds.	Avg.	LG	TD	TDp	TDt	2pt
1993	Arizona	6	5	76	264	3.5	57	1	6	18	3.0	9	0	1	0
1994	Arizona	8	0	37	169	4.6	36	1	6	49	8.2	29	0	1	0
1995	Arizona	16	15	284	1,070	3.8	38	1	29	243	8.4	39	1	1	0
1996	Cincinnati	16	12	225	847	3.8	24	0	12	131	10.9	40	1	1	0
1997	San Fran.	13	13	234	1,019	4.4	51	4	21	194	9.2	69	2	6	4
1998	San Fran.	16	16	310	1,570	5.1	96†	7	39	535	13.7	81†	2	9	7
1999	San Fran.														
2000	San Fran.	0	0	0	0	0.0	—	0	0	0	0.0	—	0	0	0
2001	San Fran.	16	16	252	1,206	4.8	43†	4	41	347	8.5	60†	1	5	4
2002	San Fran.	16	16	215	972	4.5	40	8	48	317	6.6	16	1	9	8
2003	San Fran.	12	12	178	768	4.3	36	3	25	211	8.4	26	1	4	3
<b>CAREER TOTALS</b>		<b>119</b>	<b>105</b>	<b>1,811</b>	<b>7,885</b>	<b>4.3</b>	<b>96†</b>	<b>29</b>	<b>227</b>	<b>2,045</b>	<b>9.0</b>	<b>81†</b>	<b>9</b>	<b>38</b>	<b>29</b>

### HEARST'S POSTSEASON RECORD

Year	Club	G	S	RUSHING				RECEIVING				SCORING			
				No.	Yds.	Avg.	LG	No.	Yds.	Avg.	LG	TD	TDp	TDt	2pt
1997	San Fran.	1	0	8	12	1.5	9	0	3	14	4.7	19	0	0	0
1998	San Fran.	2	2	23	135	5.9	24	0	3	15	5.0	7	0	0	0
2001	San Fran.	1	1	13	42	3.2	11	1	2	26	13.0	22	0	1	0
2002	San Fran.	2	2	16	70	4.4	14	0	5	32	6.4	13	0	0	0
<b>CAREER TOTALS</b>		<b>6</b>	<b>5</b>	<b>60</b>	<b>259</b>	<b>4.3</b>	<b>24</b>	<b>1</b>	<b>13</b>	<b>87</b>	<b>6.7</b>	<b>22</b>	<b>0</b>	<b>1</b>	<b>0</b>

### HEARST'S SINGLE GAME HIGHS

(Postseason in parenthesis)

**Most rushes** — 31 vs. Seattle, 12/1/02 (22 vs. Green Bay, 1/3/99). **Most rushing yards** — 198 vs. Detroit, 12/14/98 (128 vs. Green Bay, 1/3/99). **Longest rush** — 96 (TD) vs. New York Jets, 9/6/98 (24 vs. Green Bay, 1/3/99). **Most rushing TDs** — 3 vs. Seattle, 12/1/02 (1 at Green Bay, 1/13/01). **Most receptions** — 6 several times, Last: vs. Denver, 9/15/02 (4 at Tampa Bay, 1/12/02). **Most receiving yards** — 105 twice, last: at Chicago, 10/28/01 (35 at Tampa Bay, 1/12/02). **Longest reception** — 81 (TD) vs. New Orleans, 11/22/98 (22 at Green Bay, 1/13/01). **Most receiving TDs** — 1 several times, Last: at New York Giants, 9/5/02 (none).

### HEARST'S 100-YARD RUSHING GAMES (20; INCLUDES 1 POSTSEASON)

\*denotes win

Date	Opponent	Alt.	Yds.	Avg.	LG	TD
9/17/95	at Detroit*	22	121	5.5	27	0
10/8/95	at New York Giants	23	122	5.3	14	0
11/12/95	vs. Minnesota	18	103	5.7	32	0
9/29/97	at Carolina*	28	141	5.0	14	1
10/19/97	at Atlanta*	18	105	5.8	51	0
11/2/97	vs. Dallas*	22	104	4.7	12	1
9/6/98	vs. New York Jets*	20	187	9.4	96†	2
9/14/98	at Washington*	22	138	6.3	19	1
11/30/98	vs. New York Giants*	20	166	8.3	70†	1
12/6/98	at Carolina*	20	139	7.0	71†	1
12/14/98	vs. Detroit*	24	198	8.3	30	1
12/20/98	at New England	27	107	4.0	14	0
1/3/99	vs. Green Bay* f	22	128	5.8	24	0
11/11/01	vs. New Orleans*	17	145	8.5	23	0
11/25/01	at Indianapolis*	12	106	8.8	43	2
12/2/01	vs. Buffalo*	25	124	5.0	13	0
12/16/01	vs. Miami*	26	103	4.0	23	0
10/6/02	vs. St. Louis*	13	116	8.9	40	1
12/1/02	vs. Seattle*	31	124	4.0	31	3
10/19/03	vs. Tampa Bay*	20	117	5.9	18	1

fNFC Wild Card Playoff Game



## KELLY HERNDON

5-10 • 180 • 3RD YR. • TOLEDO

BORN: Nov. 3, 1976, in Twinsburg, Ohio

HIGH SCHOOL: Twinsburg High School, Twinsburg, Ohio

ACQUIRED: Free Agent, 2001

PRO YEAR: 3rd • YEAR WITH BRONCOS: 3rd

NFL GAMES PLAYED/STARTED: 29/11 • POSTSEASON: 1/1

# 31

## CORNERBACK

Kelly Herndon, in just his third year in the league, has developed into one of the best young cornerbacks on the roster and last year earned a starting spot at cornerback. He looks to continue that growth this year, and with the addition of Champ Bailey and John Lynch to the secondary, he is part of one of the best defensive backfields in the league. In his first season a starter, Herndon finished second on the team in tackles with 78 (65 solo) and added a career-high three interceptions for 19 yards and 14 passes defended. Herndon joined the Broncos as a free agent in 2001 (10/24), and before making the active roster, spent a good portion of the 2001 season on the Broncos' practice squad. He went through training camp with the Giants in 2001 (signed May 15, 2001), was waived Sept. 2, signed to the practice squad Sept. 4 and waived again Sept. 18. Herndon entered the NFL in 1999 with San Francisco, signing as an undrafted free agent April 23 but was waived Sept. 6. The 49ers re-signed Herndon July 7, 2000, then waived him Aug. 28.

**2003:** Herndon saw action in 15 games, making 11 starts, and ranked second on the team with 78 tackles (65 solo). He also led the team with three interceptions, ranked second on the team with 14 pass deflections, forced two fumbles and added five special teams tackles while only missing one game (at G.B., 12/28). Herndon moved into the starting lineup at right cornerback in Wk. 6 vs. Pit. (10/12) after serving as the nickel back in Wks. 1-6. In the opener at Cin. (9/7), Herndon posted three solo tackles and an interception of a Jon Kitna pass in the 2nd qtr. It was his second consecutive game with an interception, dating back to 2002 (vs. Ari. 12/29). Herndon also recorded his first career forced fumble on a kickoff and had two special teams tackles. In Week 2 at S.D. (9/14), Herndon served as the special teams captain and recorded four tackles (3 solo) on defense and two more on special teams. In Wk. 3 vs. Oak. (9/22) Herndon made his first NFL start as the Broncos opened the game in a nickel formation and registered four solo tackles and his second interception of the season. Herndon's pick, off a Marques Tuiasosopo pass, came in the end zone with less than two minutes left in the game. He recorded five tackles (4 solo) and one pass break up vs. Det. (9/28) in Wk. 4. In Wk. 5 at K.C. (10/5), Herndon registered three solo tackles, a special teams tackle and a crucial caused fumble by Priest Holmes late in the fourth quarter to give the ball back to the Broncos with an opportunity to overcome a one-point deficit. In Wk. 6 vs. Pit. (10/12), he made his second start of the season and his first at the right cornerback position, recording seven solo tackles with one pass break up. In Wk. 7 at Min. (10/19), Herndon played a well-rounded game after getting his third start of the season by recording six tackles (5 solo), a pass deflection and a forced fumble. In Wk. 8 at Balt. (10/26), Herndon tallied five solo tackles and a pass breakup. He recorded a career-high 10 tackles (8 solo) and two pass deflections vs. N.E. (11/3). Herndon registered two tackles (1 solo) against S.D. (11/16) while adding two pass deflections and an interception (16 yds.). His interception came when Kenoy Kennedy jarred the ball loose from Chargers tight end Stephen Alexander. Herndon recorded six tackles (5 solo) vs. Chi. (11/23) and added seven more (six solo) at Oak. (11/30). Versus K.C. (12/7), he tallied nine tackles (7 solo), the second-best total of his career, and two pass deflections. Herndon recorded three tackles (2 solo) at Ind. (12/21) despite fracturing two metacarpals on his left hand in the 3rd quarter, forcing to miss the season-finale in G.B. (12/28). Playing with a cast on his left hand, Herndon started at right cornerback in the Broncos' AFC Wild Card game at Ind. (1/4) and registered two solo tackles.

**2002:** Herndon played 14 games, mostly on special teams, and made eight special teams tackles. He also saw action on defense in four games (vs. Buf., 9/22; at Sea., 11/17; vs. K.C., 12/15 and vs. Ariz., 12/29) and posted an interception and a pass defended. The interception—the first of his career—came in the season finale vs. Ariz. (12/29) when he picked off Cardinals quarterback Josh McCown on a 4th- qtr. pass play. Herndon matched his season high with two special teams tackles at Sea. (11/17). He was declared inactive at Balt. (9/30) and at Oak. (12/22), the latter one due to a hamstring strain. Herndon posted a season-high two special teams tackles at N.E. (10/27) and recovered a fumble by teammate Scottie Montgomery to maintain possession on a kickoff return.



**2001:** Herndon spent a good portion of the 2001 season on the Broncos' practice squad, signing with the club Oct. 24, 2001. He went through training camp with the Giants in 2001 (signed May 15, 2001), was waived Sept. 2, signed to the practice squad Sept. 4 and waived again Sept. 18.

**2000:** Herndon was out of football after being released by San Francisco in training camp.

**1999:** Herndon was signed by San Francisco as an undrafted free agent and was released during training camp. He spent the rest of the season out of football.

**COLLEGE:** Herndon saw action in 44 games, including 12 as a senior at Toledo. He posted 154 career tackles, including a career-high 72 during his senior campaign. As a sophomore, he played in 11 games as a reserve defensive back and a member of the special teams, recording 27 tackles. Herndon recorded six tackles and played in 10 games as a freshman.

**PERSONAL:** Herndon was born Nov. 3, 1976, in Bedford, Ohio, and attended Twinsburg High School in Twinsburg, Ohio. His full name is Kelly Errin Herndon.

#### HERNDON'S REGULAR SEASON RECORD

Year	Club	G	S	UT	A	TT	S-Yds.	I-Yds.	PD	FF	FR	TD-Int.	TD-FR	S	Pts.
1999															
2000															
2001	Denver														
2002	Denver	14	0	0	0	0	0-0	1-0	1	0	0	0	0	0	0
2003	Denver	15	11	65	13	78	0-0	3-19	14	2	0	0	0	0	0
<b>CAREER TOTALS</b>		<b>29</b>	<b>11</b>	<b>65</b>	<b>13</b>	<b>78</b>	<b>0-0</b>	<b>4-19</b>	<b>15</b>	<b>2</b>	<b>0</b>	<b>0</b>	<b>0</b>	<b>0</b>	<b>0</b>

**ADDITIONAL STATISTICS:** Special teams tackles — 2002 (8), 2003 (5), TOTAL (13). Forced a fumble at Cincinnati (9/7/03) on a kickoff.

#### HERNDON'S POSTSEASON RECORD

Year	Club	G	S	UT	A	TT	S-Yds.	I-Yds.	PD	FF	FR	TD-Int.	TD-FR	S	Pts.
2003	Denver	1	1	2	0	2	0-0	0-0	0	0	0	0	0	0	0



### DARIUS HOLLAND

6-5 • 330 • 9TH YR. • COLORADO

**BORN:** Nov. 10, 1973, in Las Cruces, N.M.

**HIGH SCHOOL:** Mayfield High School, Las Cruces, N.M.

**ACQUIRED:** Free Agent, 2003

**PRO YEAR:** 9th • **YEAR WITH BRONCOS:** 2nd

**NFL GAMES PLAYED/STARTED:** 109/35 • **POSTSEASON:** 9/1

90

DEFENSIVE TACKLE

**D**arius Holland joined the Broncos last season at the end of training camp and proved he was still one of the best interior linemen around by becoming a starter in his first season in Denver. In his ninth season in the NFL, he has played in 109 career games (35 starts) and has made 204 tackles (125 solo), 4.5 sacks, one interception, nine passes defended, one forced fumble and three fumble recoveries. Last season, Holland was part of a defensive unit that finished fourth overall in the NFL and seventh against the rush. Originally drafted by Green Bay in the third round (65th pick overall) of the 1995 NFL Draft, he played three years with the Packers (1995-97). After that, he played with Kansas City and Detroit in 1998, and two seasons with the Cleveland Browns (1999-2000). Released by the Browns during training camp in 2001, Holland was out of football that entire season before signing with the Vikings in 2002. He joined the Broncos on July 29, 2003.

**2003:** Holland played in all 16 games, starting 14 at defensive tackle, and recorded 42 tackles (22 solo) and three pass deflections. He did not start vs. Oak. (9/22) and at Min. (10/19) because of the defensive alignment the Broncos used to open the game but played extensively in each game. In the opener at Cin. (9/7), Holland recorded two tackles (1 solo) and two pass deflections. He matched the two-tackle (1 solo) performance a week later at S.D. (9/14). In Wk. 4 vs. Det. (9/28), Holland registered three tackles (all three assisted). He secured his second consecutive three-tackle game in Wk. 5 at K.C. (10/5), all of which were solo. Holland recorded a season-high six tackles (1 solo) in Wk. 8 at Balt. (10/26) and matched that effort the following week vs. N.E. (11/3) with another six tackles (3 solo). He registered four tackles (1 solo) vs. Chi. (11/23) and another two (1 solo) at Oak. (11/30). Holland

recorded three solo tackles vs. K.C. (12/7) and five more (3 solo) vs. Cle. (12/14). He started at Ind. (12/21) but left the game in the third quarter with a rib injury. The following week at G.B. (12/28), Holland got the start, but saw limited action, making one solo tackle. He started and made one assisted tackle in the Broncos' AFC Wild Card Game at Ind. (1/4).

**2002:** Holland played in four games for Minnesota in 2002. He played in his first game as a Viking vs. Carolina (9/22) and played defensive tackle and on special teams at Seattle (9/29). Holland saw action at Tampa Bay (11/3) and vs. Green Bay (11/17) at defensive tackle.

**2001:** Holland was released by the Cleveland Browns during training camp and was out of football for the entire season.

**2000:** Holland appeared in 16 games with one start at defensive tackle with Cleveland. He finished the season with 45 tackles, a sack, an interception and two forced fumbles. Holland made four solo stops vs. Jacksonville (9/3) and forced a fumble on Jaguars fullback Stacey Mack. He had two tackles and a QB hurry at Cincinnati (9/10) and picked up two more tackles vs. Pittsburgh (9/17). At Oakland (9/24), Holland recorded two solo stops, a sack and a QB hurry against quarterback Rich Gannon. He came back with three tackles and a quarterback hurry vs. Baltimore (10/1) and had three solo stops at Arizona (10/8). Against Denver (10/15), Holland had three tackles and a QB hurry and made four tackles and a QB hurry vs. Cincinnati (10/29). He had two tackles and made his first career interception vs. New England (11/12) off quarterback Drew Bledsoe on the Patriots' 41 yard-line, then added five solo tackles at Tennessee (11/19). Holland matched a career-high with 6 tackles at Baltimore (11/26) and forced a fumble against running back Priest Holmes. Holland made his only start of the season at defensive tackle as the Browns opened with a five-man front vs. Philadelphia (12/10).

**1999:** Holland appeared in 15 games and made a career-high 11 starts at defensive tackle for Cleveland after signing with the Browns on April 23, 1999. He finished the year with 51 tackles, two sacks, five passes defended, one fumble recovery and one forced fumble. Holland had four tackles and a QB hurry vs. Pittsburgh (9/12). He started at left defensive tackle in place of the injured John Jurkovic at Baltimore (9/26) and finished the day with four tackles, a sack on QB Stoney Case, a pass defended and a QB hurry. He picked up another start vs. New England (10/3) and had three tackles and two QB hurries. Against New Orleans (10/31), Holland made five tackles, had a pass defended, a QB hurry and recovered a fumble by quarterback Billy Joe Tolliver, returning it 14 yards to the Saints' 22-yard line, which resulted in a Browns touchdown. He was inactive at Pittsburgh (11/14) due to a knee injury suffered previous week but came back to make four tackles vs. Carolina (11/21). Back in the starting lineup vs. Tennessee (11/28), he had four tackles, two passes defended and forced a fumble on running back Eddie George. He made five tackles at San Diego (12/5) and started at Cincinnati (12/12), where he had four tackles. In the season finale, he started vs. Indianapolis and had four tackles.

**1998:** Holland played the first six games of the season with Kansas City and posted two tackles in reserve duty. He played the remaining 10 games of the season with the Detroit Lions. Holland was acquired by the Chiefs in a trade with the Packers (5/13) for DE Vaughn Booker but was released by Kansas City (10/13) and signed with Detroit (10/19). Holland saw reserve duty in first five games as a Lion and started games 12-14 (vs. Pittsburgh 11/26, at Jacksonville 12/6 and at San Francisco 12/14), posting six tackles in each of the three games. He only played sparingly in last two games of the season due to a lingering ankle sprain.

**1997:** Holland saw action in 12 games, making one start for the Packers. He had a season-high three tackles vs. Minnesota (9/21) and started vs. Tampa Bay (10/5), where he made two tackles. Holland was inactive at New England (10/27), vs. Detroit (11/2), vs. St. Louis (11/9) and at Indianapolis (11/16). He saw extensive time in the final five games when both Reggie White and Gilbert Brown were injured. Playing in all three playoff games, he did not record a tackle but saw significant time in Super Bowl XXXII vs. Denver (1/25/98), replacing injured right end Gabe Wilkins.

**1996:** Holland played in all 16 games for Green Bay, extensively on special teams and in a reserve role on the defensive interior of the line. He had a season-high three tackles at Seattle (9/29) and played in all three postseason contests, including a 35-21 Super Bowl XXXI win over New England (1/26/97).

**1995:** Holland saw action in 14 games with four starts for Green Bay. He teamed with Reggie White for a sack of Chris Miller in the season opener vs. St. Louis (9/3) then made his first NFL start vs. Detroit (10/29) and recorded the first full sack of his career—dropping Scott Mitchell in the second quarter. Holland made starts at Minnesota (11/5) and vs. Chicago (11/12) but was inactive vs. Cincinnati (12/3) due to a groin injury suffered vs. Tampa Bay (11/26). Holland was again inactive vs. Pittsburgh (12/24) and the first round playoff game vs. Atlanta (12/31). He got back on the field later in the playoffs and had a tackle in each of the next two games—the NFC Divisional Playoff at San Francisco (1/1/96) and NFC Championship game at Dallas (1/14/96).



**COLLEGE:** A four-year letterwinner at Colorado, starting 26 games during his career, Holland finished his career with 163 tackles, eight sacks and 21 tackles-for-loss. He earned honorable mention All-Big Eight honors as a senior when he recorded 77 tackles, 11 tackles for loss, three sacks and a team-leading 13 quarterback hurries. In the course of his career, he played in four bowl contests (Fiesta 2; Blockbuster; Aloha). Holland, this past May, completed his bachelor's degree in sociology.

**PERSONAL:** Holland earned prep All-America honors from *SuperPrep* as a senior at Mayfield High School in Las Cruces, N.M., and earned second-team All-America honors from *USA Today*. He also was named Gatorade Player of the Year in New Mexico and was picked as the state's Defensive Player of the Year by the *Albuquerque Journal*. Holland earned all-State and all-District honors as a junior and a senior, and finished his senior year with 45 tackles and three sacks as a defensive tackle. A four-time letterman, Holland also played tight end and fullback on offense, rushing 50 times for 227 yards and four touchdowns while catching 14 passes for 238 yards. Born Nov. 10, 1973, in Las Cruces, N.M., Holland has a son, Isiah.

#### HOLLAND'S REGULAR SEASON RECORD

Year	Club	G	S	UT	A	TT	S-Yds.	I-Yds.	PD	FF	FR	TD-Int.	TD-FR	S	Pts.
1995	Green Bay	14	4	14	5	19	1.5-7	0-0	1	0	0	0	0	0	0
1996	Green Bay	16	0	6	4	10	0-0	0-0	0	0	0	0	0	0	0
1997	Green Bay	12	1	5	7	12	0-0	0-0	0	0	0	0	0	0	0
1998	KC/Detroit	16	4	17	8	25	0-0	0-0	0	0	0	0	0	0	0
1999	Cleveland	15	11	28	23	51	2-11	0-0	5	1	1	0	0	0	0
2000	Cleveland	16	1	33	12	45	1-0	1-0	0	0	2	0	0	0	0
2001							OUT OF FOOTBALL								
2002	Minnesota	4	0	0	0	0	0-0	0-0	0	0	0	0	0	0	0
2003	Denver	16	14	22	20	42	0-0	0-0	3	0	0	0	0	0	0
<b>CAREER TOTALS</b>		<b>109</b>	<b>35</b>	<b>125</b>	<b>79</b>	<b>204</b>	<b>4.5-18</b>	<b>1-0</b>	<b>9</b>	<b>1</b>	<b>3</b>	<b>0</b>	<b>0</b>	<b>0</b>	<b>0</b>

#### HOLLAND'S POSTSEASON RECORD

Year	Club	G	S	UT	A	TT	S-Yds.	I-Yds.	PD	FF	FR	TD-Int.	TD-FR	S	Pts.
1995	Green Bay	2	0	1	1	2	0-0	0-0	0	0	0	0	0	0	0
1996	Green Bay	3	0	0	0	0	0-0	0-0	0	0	0	0	0	0	0
1997	Green Bay	3	0	0	0	0	0-0	0-0	0	0	0	0	0	0	0
2003	Denver	1	1	0	1	1	0-0	0-0	0	0	0	0	0	0	0
<b>CAREER TOTALS</b>		<b>9</b>	<b>1</b>	<b>1</b>	<b>2</b>	<b>3</b>	<b>0-0</b>	<b>0-0</b>	<b>0</b>	<b>0</b>	<b>0</b>	<b>0</b>	<b>0</b>	<b>0</b>	<b>0</b>



### RON ISRAEL

6-0 • 204 • 2ND YR. • NOTRE DAME

BORN: Jan. 5, 1978, in Haddon Heights, N.J.

HIGH SCHOOL: Haddon Heights High School, Haddon Heights, N.J.

ACQUIRED: Free Agent, 2004

PRO YEAR: 2nd • YEAR WITH BRONCOS: 1st

NFL GAMES PLAYED/STARTED: 0/0

36

SAFETY

Ron Israel joined the Broncos on Dec. 31 as a free agent and will add depth to the Broncos' secondary. In 2003, he spent time between Cleveland's active roster and practice squad (waived Dec. 24) after being released by Minnesota Sept. 22. He entered the NFL as a rookie free agent with Washington in 2002 but was waived by the Redskins in the final cutdown of training camp and spent the rest of the season out of football. Israel played four seasons at Notre Dame but had his senior season cut short due to a hamstring injury. A versatile defensive back, Israel played both free safety and strong safety in college.

**2003:** Israel, after being waived by Minnesota Sept. 22, signed with Cleveland's practice squad. The Browns released him but re-signed the second-year safety to the practice squad in Week 14. He was signed to the active roster the next week and was inactive for the Browns' next two games before being waived on Dec. 24.


**2002:** Israel entered the NFL as a rookie free agent with Washington but was waived by the Redskins in the final cutdown of training camp and spent the rest of the season out of football.

**COLLEGE:** Israel had a promising senior season at Notre Dame cut short by a hamstring injury that sidelined him for majority of the second half of the 2001 season. He is a versatile defensive back who saw starting time at both free safety and strong safety during his career. As a senior, he notched career-high 9-tackle games vs Nebraska and Michigan State. He missed the 4th quarter of Michigan State game with a hamstring injury that would bother him throughout the season. Israel started vs West Virginia but was sidelined in second half and did not play vs. USC and Boston College. He was limited in action vs Tennessee but started vs. Navy to end of season. While a starter at strong safety, he led team with three interceptions as a junior. Israel started nine of the 12 games on the season and played vs Oregon State in the Fiesta Bowl. He notched a team-high 8 tackles and first career interception vs West Virginia, and against Boston College posted seven tackles and ended the Eagles' final drive with an interception. Israel played in 10 games and started two at strong safety as sophomore in 1999. He started his first-career game vs. Purdue and started vs. Oklahoma. He posted his first-career sack vs USC, and saw action in the Gator Bowl vs Georgia Tech. Israel redshirted his freshman year.

**PERSONAL:** Israel was named a *USA Today* honorable mention All-American and lettered four times as a defensive back and wide receiver at Haddon Heights High School in Haddon Heights, N.J. He started both ways for four seasons and was named all-state as a senior and a three-time all-conference choice. Israel was selected to play in the New Jersey North-South All-Star game. His brother, Steve, enjoyed a 10-year NFL career after a collegiate career at Pittsburgh while his other brother, Tim, played football and ran track at Temple. Israel graduated from Notre Dame with Bachelor of Arts and Letters degree in film, television and theater. He was born Jan. 5, 1978, in Haddon Heights, N.J.

#### ISRAEL'S REGULAR SEASON RECORD

Year	Club	G	S	UT	A	TT	S-Yds.	I-Yds.	PD	FF	FR	TD-Int.	TD-FR	S	Pts.
2002							OUT OF FOOTBALL								
2003	Cleveland	0	0	0	0	0	0	0	0	0	0	0	0	0	0



### JARIOUS JACKSON

6-0 • 228 • 5TH YR. • NOTRE DAME

BORN: May 3, 1977, in Tupelo, Miss.

HIGH SCHOOL: Tupelo High School, Tupelo, Miss.

ACQUIRED: Draft #7a (214th overall), 2000

PRO YEAR: 5th • YEAR WITH BRONCOS: 5th

NFL GAMES PLAYED/STARTED: 5/1 • POSTSEASON: 1/0

41

SAFETY

Jarious Jackson, possessing as much athletic ability as any player in the NFL, returns to the Broncos for his sixth season but in 2004 will make a switch from offense to defense. Jackson will play safety for Denver, and with the offseason additions of cornerback Champ Bailey and safety John Lynch, joins one of the most-talented secondaries in the league. In four years as a quarterback with the Broncos, Jackson played in five regular season games and completed 11-of-22 passes (50.0%) for 114 yards with a long of 19 and has seen action in one postseason contest, completing 5-of-10 (50.0%) for 54 yds. with a long of 15. He was the starting quarterback for the Barcelona Dragons of the NFL Europe League in 2001 and directed his squad to the World Bowl after an outstanding season. He threw just one pass in his rookie season of 2000 but also played in Denver's AFC Wild Card Game at Baltimore. Jackson was selected by the club in the seventh round of the 2000 NFL Draft (214th overall) out of Notre Dame.

**2003:** Jackson was re-signed by the Broncos Oct. 22. He started the final game of the season at G.B. (12/28) and completed 4-of-9 passes (44.4) for 41 yds. and an interception while adding one rush for 9 yds. Jackson's longest pass play of the day came on a 16-yd. completion to Ed McCaffrey to end the first quarter. Early in the second quarter, Jackson was relieved by Danny Kanell. Jackson was the backup quarterback but did not play in two games (at Balt., 10/26 and vs. N.E., 11/3), and was inactive as the third quarterback for six of the final seven games (vs. S.D., 11/16, vs. Chi., 11/23, at Oak., 11/30, vs. K.C., 12/7, vs. Cle., 12/14 and at Ind., 12/21). Jackson was out of football between the time he was waived by the Broncos in the final cutdown, Aug. 31, and his re-signing Oct. 22. He was inactive as the third quarter back for the Broncos' AFC Wild Card game at Ind. (1/4).



**2002:** Jackson was designated the third quarterback for 15 of the 16 games. He saw his only action of the season in the 4th qtr. of the season finale vs. Ariz. (12/29). Jackson was active as the backup quarterback vs. Ind. (11/24), but did not play.

**2001:** Jackson was designated the third quarterback for the first 13 games but was elevated to the backup position for the final three games due to injuries to Brian Griese (1 gm.) and Gus Frerotte (2 gms.), and played in one. At K.C. (12/16), he moved up to the backup role for the first time all season with Griese still suffering the effects of a concussion. Jackson saw his only action of the season in that contest, replacing the injured Frerotte (shoulder) in the 3rd qtr., and he directed the club's final six possessions, which resulted in two field goals. For the day, he completed 7-of-12 passes (58.3%) for 73 yards with a long of 19 to Chris Cole and rushed for 7 yds. on five carries (1.4). He entered the game having thrown just one regular season pass in his career and made his first NFL completion to Dwayne Carswell for a 16-yd. gain.

**2000:** Jackson played in two games (at K.C., 12/17 and vs. S.F., 12/23) and attempted one pass, which fell incomplete. He also had one rushing attempt for -1 yd. on a kneel-down to end the S.F. game. Jackson was designated the third quarterback for nine games and was the backup, but did not play, in the other five (vs. K.C., 9/24; vs. S.D., 11/19; at Sea., 11/26; at N.O., 12/3 and vs. Sea., 12/10). He was elevated to the backup position because of an injury to starter Brian Griese. Jackson played in a reserve role in the AFC Wild Card Game at Balt. (12/31) and completed 5-of-10 passes (50%) for 54 yds. with a long of 19. He was also sacked once (-9). He replaced starter Gus Frerotte in the 4th qtr. and directed the Broncos' final two drives in his first postseason game.

**COLLEGE:** Jackson was a two-year starter at Notre Dame, where he set school single-season records for passing yards (2,753), completions (184) and attempts (316) while throwing 17 touchdown passes as a senior in 1999. The marks for completions and attempts were held by Ron Powlus (1997) while the yardage mark was held by Joe Theismann (1970). For his career (37 games, 22 starts), Jackson completed 306-of-536 passes (57.1%) for 4,820 yards and 34 touchdowns with 21 interceptions, and he rushed for 877 yards and 13 touchdowns on 251 carries (3.5). As a junior, he guided the team to a 9-2 record by completing 104-of-188 passes (55.3%) for 1,740 yards and 13 touchdowns. Jackson played in nine games as a sophomore and six as a freshman. He was a marketing major enrolled in the College of Business Administration at Notre Dame.

**PERSONAL:** Jackson was an All-America pick by *SuperPrep*, *Prep Football Report* and *Bluechip Illustrated* and ranked sixth nationally among quarterbacks by *Bluechip Illustrated* and 10th by *SuperPrep* at Tupelo (Miss.) High School. He also was a *USA Today* honorable mention pick, one of five quarterbacks named to the Super Southern 100 by the *Atlanta Journal-Constitution* and rated one of top 100 players nationally by the *Chicago Sun-Times* after earning three letters in football as a quarterback, defensive back and outside linebacker. He was a first-team all-state quarterback as a senior in 1994 and played in the Mississippi-Alabama postseason all-star game. Jackson played defensive end as a sophomore and started seven games at safety as a senior. He earned two letters in track as a sprinter and one as a forward in basketball. Jarious K. Jackson was born May 3, 1977, in Tupelo, Miss., and makes his home in Littleton, Colo. His father, Jarious, played football at Alcorn State.

#### JACKSON'S REGULAR SEASON RECORD

		PASSING															
Year	Club	G	S	Att.	Comp.	Pct.	Yds.	Yds./Att.	TD	%	Int.	%	LG	Sack/Yds.	Rtg.		
2000	Denver	2	0	1	0	00.0	0	0.00	0	0.0	0	0.0	—	0/0	39.6		
2001	Denver	1	0	12	7	58.3	73	6.08	0	0.0	0	0.0	19	1/6	76.0		
2002	Denver	1	0	0	0	00.0	0	0.00	0	0.0	0	0.0	—	0/0	0.0		
2003	Denver	1	1	9	4	44.4	41	4.56	0	0.0	1	11.1	16	0/0	18.5		
CAREER TOTALS		5	1	22	11	50.0	114	5.18	0	0.0	1	4.5	19	1/6	46.4		
		RUSHING															
Year	Club	Att.	Yds.	Avg.	LG	TD	TD	TDr	TDp	TDrt	2pt	Pts.					
2000	Denver	1	-1	-1.0	-1	0	0	0	0	0	0	0					
2001	Denver	5	7	1.4	4	0	0	0	0	0	0	0					
2002	Denver	0	0	0.0	—	0	0	0	0	0	0	0					
2003	Denver	1	9	9.0	9	0	0	0	0	0	0	0					
CAREER TOTALS		7	15	2.1	9	0	0	0	0	0	0	0					


#### JACKSON'S POSTSEASON RECORD

		PASSING															
Year	Club	G	S	Att.	Comp.	Pct.	Yds.	Yds./Att.	TD	%	Int.	%	LG	Sack/Yds.	Rtg.		
2000	Denver	1	0	10	5	50.0	54	5.40	0	0.0	0	0.0	19	1/9	66.3		
		RUSHING															
Year	Club	Att.	Yds.	Avg.	LG	TD				TD	TDr	TDp	TDrt	2pt	Pts.		
2000	Denver	0	0	0.0	0	0				0	0	0	0	0	0		

#### JACKSON'S SINGLE GAME HIGHS

(Postseason in parenthesis)

**Most pass attempts** — 12 at Kansas City, 12/16/01 (10 at Baltimore, 12/31/00); **Most pass completions** — 7 at Kansas City, 12/16/01 (5 at Baltimore, 12/31/00); **Most yards passing** — 73 at Kansas City, 12/16/01 (54 at Baltimore, 12/31/00); **Best completion percentage** — 58.3% (7-12) at Kansas City, 12/16/01 (50%, 5-10, at Baltimore, 12/31/00); **Most touchdown passes** — none (none); **Longest pass completion** — 19 (to Chris Cole) at Kansas City, 12/16/01 (19 to Rod Smith at Baltimore, 12/31/00); **Most rushing attempts** — 5 at Kansas City, 12/16/01 (none); **Most yards rushing** — 9 at Green Bay, 12/28/03 (none); **Longest rush** — 9 at Green Bay, 12/28/03 (none); **Most rushing touchdowns** — none (none).



#### NATE JACKSON

6-3 • 223 • 2ND YR. • MENLO COLLEGE

**BORN:** June 4, 1979, in San Jose, Calif.

**HIGH SCHOOL:** Pioneer High School, San Jose, Calif.

**ACQUIRED:** Trade with San Francisco, 2003

**PRO YEAR:** 2nd • **YEAR WITH BRONCOS:** 2nd

**NFL GAMES PLAYED/STARTED:** 1/0

14

WIDE RECEIVER

**N**ate Jackson returns for his second year with the Broncos after spending the majority of last season on the team's practice squad. He entered the NFL as an undrafted free agent with the 49ers (4/23/02) but was waived during training camp. After being out of football last year, he re-signed with San Francisco on Jan. 18, 2003, before being traded to Denver on Aug. 12 for an unconditional draft pick in 2004. Jackson was waived in the final cutdown of training camp and was immediately signed tot the practice squad, where he spent 15 weeks. He was elevated to the active roster (12/26) before the season finale at Green Bay. He saw action from scrimmage and on special teams against the Packers and was active, but did not play, in Denver's AFC Wild Card Game at Indianapolis.

**2003:** Jackson was acquired in a trade from San Francisco on Aug. 12 and was waived during the final cutdown (8/31). He was re-signed to the practice squad (9/1), where he spent the first 16 weeks of the season before being signed to the 53-man roster Dec. 26. He played in his first NFL game two days later at G.B. (12/28), seeing action from scrimmage and on special teams. Jackson was active but did not play in the Broncos' AFC Wild Card game at Ind. (1/4).

**2002:** Jackson was out of football after being released by San Francisco during training camp.

**COLLEGE:** Jackson was a three-year letterman at Menlo College, where he finished his career with 261 receptions for 3,976 yards and 43 touchdowns. He received first-team Football All-America and Division III Coaches All-America honors after catching 105 passes for 1,520 yards and 17 touchdowns as a senior. As a junior, he totaled 101 receptions for 1,515 yards and 16 touchdowns and caught 55 balls for 941 yards and 10 touchdowns as a sophomore.

**PERSONAL:** Born June 4, 1979, in San Jose, Calif., Jackson graduated from Menlo with a degree in communications. He attended Pioneer High School.


#### JACKSON'S REGULAR SEASON RECORD

RECEIVING															SCORING			
Year	Club	G	S	No.	Yds.	Avg.	LG	TD	TD	TDr	TDp	TDrt	2pt	Pts.				
2002		OUT OF FOOTBALL																
2003	Denver	1	0	0	0	0.0	—	0	0	0	0	0	0	0				

#### Did You Know?

The Broncos are one of only four current NFL teams to have never picked first in the NFL *or* AFL Draft. The other three teams are the Seattle Seahawks, Carolina Panthers and Jacksonville Jaguars.





## WILLIE JACKSON

6-1 • 212 • 10TH YR. • FLORIDA

**BORN:** Aug. 16, 1971, in Gainesville, Fla.

**HIGH SCHOOL:** P.K. Yonge High School, Gainesville, Fla.

**ACQUIRED:** Free Agent, 2004

**PRO YEAR:** 10th • **YEAR WITH BRONCOS:** 1st

**NFL GAMES PLAYED/STARTED:** 113/39 • **POSTSEASON:** 6/2

# 81

**WIDE RECEIVER**

Willie Jackson enters his 10th year in the NFL and looks to add depth to the Broncos' wide receiver corps after signing with the team as a free agent on March 12. A nine-year NFL veteran—who was out of football in 2003 after spending time with both Atlanta and Washington in 2002—Jackson has played in 113 career games (39 starts) and has caught 284 passes for 3,641 yards (12.8) and 28 touchdowns. He has also excelled as a kick returner, posting a 21.4-yard average on 67 returns (1,432 yards). Jackson's most productive pro season came in 2001 with New Orleans when he started all 16 games and caught 81 passes for 1,046 yards (12.9) and five touchdowns. The 32-year-old Jackson entered the NFL with Dallas in 1994 as a fourth-round draft choice (109th overall) before moving on to Jacksonville (1995-97), Cincinnati (1998-99) and New Orleans (2000-01). He was with Atlanta in 2002 from July 18 until Oct. 29 and with Washington from Oct. 31 until Nov. 12. In 12 combined games last season, Jackson caught 25 passes for 257 yards (10.1) and one touchdown.

**2003:** Jackson was out of football in 2003 after spending time with Atlanta and Washington in 2002.

**2002:** Jackson spent the first seven games (one start) of the season with Atlanta before being released Oct. 28. He immediately signed with Washington and played five games with the Redskins. On the season, Jackson caught 25 passes for 257 yards (10.3) and one touchdown (with Washington). He started the season opener for the Falcons at Green Bay (9/8) and made four receptions for 73 yards. Against Cincinnati (9/22), Jackson pitched in with four catches for 50 yards and posted five receptions for 19 yards vs. Carolina (10/20). He made his Redskins debut Nov. 3 at Seattle (0 receptions), and his best game in Washington came at the New York Giants (11/17) when he caught five balls for 36 yards and a touchdown. He was waived by Washington on Dec. 13 and did not get re-signed by any club.

**2001:** Jackson, starting 16 games for New Orleans, enjoyed his best season in the NFL by posting career highs in receptions (81) and receiving yards (1,046). Additionally, he added five touchdown catches, the second-best output of his career. In Week 2 at the New York Giants (9/30), Jackson made eight catches for 105 yards—his first of three 100-yard receiving games on the season—and one touchdown. He followed that up with six receptions for 95 yards vs. Minnesota (10/7). At San Francisco (11/11), Jackson tallied career bests in receptions (11) and yards (167) for a 15.2 average. His third 100-yard receiving game came vs. St. Louis (12/17) after he caught eight balls for 156 yards and a touchdown. In the regular-season finale vs. San Francisco (1/6), he posted his second double-figure catch game with 10 for 61 yards.

**2000:** Jackson was the team's second-leading wide receiver with 37 receptions for 523 yards and six touchdowns in his first season with New Orleans. He played in 15 games and started seven after taking over as a starter in Week 9. After assuming the starting role, Jackson recorded 26 receptions for 399 yards with six touchdowns. Jackson had four receptions for 34 yards, including a 4-yard touchdown reception vs. San Francisco (11/5). He and his brother, Terry, a running back for the 49ers, became the first brothers to score in the same NFL game since 1924. Two weeks later, Jackson had four receptions for 85 yards, including touchdown receptions of 53 and 9 yards vs. Oakland (11/19), tying a career high for touchdowns. He followed that up with four receptions for 64 yards at St. Louis (11/26) and had two receptions for 46 yards, including a 28-yard touchdown vs. Denver (12/3). Against St. Louis (12/24), Jackson made four receptions for 71 yards, including a 28-yard touchdown catch. In the playoffs, he stepped his performance up another level after a season-ending injury to Joe Horn, recording 15 receptions for 267 yards with four touchdowns. He finished second in the NFL in receptions and led all playoff participants in receiving yards and touchdowns. In the first postseason start of his career in the NFC Wild Card Game vs. St. Louis (12/30), Jackson led the team with six receptions for 142 yards and three touchdowns (NFL playoff single-game record). The next week in the NFC Divisional Playoff Game at Minnesota (1/6), he led the team again with 125 receiving yards on nine receptions, including a 48-yard touchdown reception in the fourth quarter.

**1999:** Jackson, a rugged No. 3 wide receiver, played in 16 games (2 starts) for Cincinnati ranking third on the team in receiving yards (369) and tying for third in catches (31). Jackson started in place of Carl Pickens in the season opener at Tennessee (9/12) and caught a season-high five passes for 60 yards. His 17-yard touchdown catch from Jeff Blake lifted the Bengals to a 29-26 lead in third quarter, and he also scored a two-point conversion. Jackson returned two kickoffs for 79 yards vs. San Diego (9/19), including a season-long 46-yarder in third quarter. At Seattle (11/17), he had a season-high 75 yards on four catches, including a 22-yarder on 3rd-and-10 to help set up a second-quarter field goal.

**1998:** Jackson, who was released by Jacksonville in the final cutdown of training camp (8/30), signed as a free agent with Cincinnati (9/10) and played eight games for the Bengals. On the season, Jackson had seven catches for 165 yards (23.6). He made his Bengals debut vs. Green Bay (9/20), posting one catch for 12 yards from Neil O'Donnell on a third-and-4 play to keep a field-goal drive alive. Jackson led the Bengals at Indianapolis (12/13) with 90 receiving yards on three catches and caught a 47-yard pass from Jeff Blake that set up a touchdown.

**1997:** Jackson, who played in 16 games, was Jacksonville's third receiver behind Jimmy Smith and Keenan McCardell and made one start (at Pittsburgh, 10/26) in a three-wideout set. In that game, he led the team with 64 yards on three receptions, including an 8-yard touchdown and a long of 45. He had a career-long 38-yard kickoff return vs. Kansas City (11/9) and made his 100th-career reception vs. New England (12/7). In the AFC Wild Card Playoff Game (12/27) at Denver, Jackson played but did not make a reception.

**1996:** Jackson finished the season tied for second with three touchdown catches and ranked fourth with 486 receiving yards on 33 catches for Jacksonville. He scored the team's first touchdown of the season on the first drive vs. Pittsburgh (9/1), catching a 38-yard pass from Mark Brunell and beating safety Rod Woodson. Jackson posted the second 100-yard game of career at New England (9/22) with four catches for 101 yards, including a career-long 58-yard "Hail Mary" catch on the final play of regulation but was downed at one-foot line. Against the New York Jets (10/13), he made a career-long touchdown catch of 41 yards from Brunell and had a career-high eight receptions (for 69 yards) in one of his two starts on the season (at Pittsburgh, 11/17). Jackson made an acrobatic 7-yard touchdown catch in the fourth quarter at Baltimore (11/24). The Jaguars made a two-point conversion to tie the score and eventually won it in overtime. Jackson appeared in all three postseason games and made four receptions for 46 yards, including three catches for 35 yards in Jacksonville's AFC Divisional Playoff win at Denver (1/4).

**1995:** Jackson was selected by Jacksonville in the NFL Expansion Draft (2/15) and led the inaugural Jaguars' team in receptions (53), yards (589) and touchdowns (5) while playing 14 games (10 starts). He also averaged 21.3 yards on 19 kickoff returns, which was second on the team.

**1994:** Jackson, drafted by Dallas in fourth round (109th overall) of the 1994 NFL Draft, made the Cowboys' opening day roster after ranking third in preseason receptions with seven for 76 yards. A member of the 53-man roster the entire season, he was inactive for all 16 regular-season games and both postseason contests.

**COLLEGE:** Jackson left the University of Florida No. 2 in school history in receptions (162) and yards (2,172). A three-year starter, he was selected as the team's outstanding receiver as a sophomore with 51 catches for 725 yards and 10 touchdowns. As a junior, he led the SEC with 62 catches for 772 yards and was named first-team all-conference and an honorable mention All-American. He caught 49 passes for 675 yards and six touchdowns as a senior. Jackson was also a walk-on to the Florida basketball team in 1989-90 and averaged 3.0 points per game with 20 steals.

**PERSONAL:** Jackson earned All-State honors at P.K. Yonge (Gainesville, Fla.) High School and also combined team MVP honors with a top academic achievement award as a senior. He is the son of Willie Jackson Sr., who lettered in football at the University of Florida from 1970-72 and was the first black player in school history. Additionally, he is the older brother of Terry, who has been a running back with the San Francisco 49ers since 1999. Willie Bernard Jackson Jr. was born Aug. 16, 1971.

### ELITE COMPANY

The Broncos are one of only five franchises in professional sports to boast a season-ticket base greater than 70,000. The four other franchises are the Jacksonville Jaguars, Kansas City Chiefs, New York Giants and New York Jets. The Giants (28 years) and Broncos (27) have surpassed the 70,000 mark for the most consecutive seasons.



### JACKSON'S REGULAR SEASON RECORD

Year	Club	G	S	RECEIVING				PUNT RETURNS				KICKOFF RETURNS			
				No.	Yds.	Avg.	LG	TD	No.	FC	Yds.	Avg.	LG	TD	No.
1994	Dallas	0	0	0	0	0.0	—	0	0	0	0	0.0	—	0	0
1995	Jacksonville	14	10	53	589	11.1	45	5	1	0	-2	-2	-2	0	19
1996	Jacksonville	16	2	33	486	14.7	58	3	0	0	0	0.0	—	0	7
1997	Jacksonville	16	1	17	206	12.1	45	2	0	0	0	0.0	—	0	32
1998	Cincinnati	8	0	7	165	23.6	47	0	0	0	0	0.0	—	0	6
1999	Cincinnati	16	2	31	369	11.9	29	2	2	1	6	3	8	0	179
2000	New Orleans	15	7	37	523	14.1	53t	6	0	0	0	0.0	—	0	0
2001	New Orleans	16	16	81	1,046	12.9	63	5	0	0	0	0.0	—	0	0
2002	Atlanta	7	1	18	199	11.1	29	0	0	0	0	0.0	—	0	0
	Washington	5	0	7	58	8.3	19	1	0	0	0	0.0	—	0	3
2003															
OUT OF FOOTBALL															
CAREER TOTAL		113	39	284	3,641	12.8	63	24	3	1	4	1.3	8	0	671

Year	Club	No.	Yds.	Avg.	LG	TD	SCORING				2pt	Pts.
							TD	TDr	TDP	TDr		
1995	Jacksonville	0	0	0.0	—	0	5	0	5	0	1	32
1996	Jacksonville	1	2	2.0	2	0	3	0	3	0	1	20
1997	Jacksonville	3	14	4.7	13	0	2	0	2	0	1	14
1998	Cincinnati	0	0	0.0	—	0	0	0	0	0	0	0
1999	Cincinnati	0	0	0.0	—	0	2	0	2	0	1	14
2000	New Orleans	0	0	0.0	—	0	6	0	6	0	0	36
2001	New Orleans	0	0	0.0	—	0	5	0	5	0	0	30
2002	Atlanta	0	0	0.0	—	0	0	0	0	0	0	0
	Washington	0	0	0.0	—	0	1	0	1	0	0	6
CAREER TOTAL		4	16	4.0	13	0	24	0	24	0	4	152

### JACKSON'S POSTSEASON RECORD

Year	Club	G	S	No.	Yds.	Avg.	LG	TD	SCORING			
									TD	TDr	TDP	TDr
1996	Jacksonville	3	0	4	46	11.5	19	0	0	0	0	0
1997	Jacksonville	1	0	0	0	0.0	—	0	0	0	0	0
2000	New Orleans	2	2	15	267	17.8	50	4	4	0	4	0
CAREER TOTAL		6	2	19	313	16.5	50	4	4	0	4	0

**ADDITIONAL STATISTICS:** Had one rush for -3 yards vs. St. Louis in the NFC Wild Card Game (12/30/00).

### JACKSON'S SINGLE GAME HIGHS

(Postseason in parenthesis)

**Most receptions** — 11 at San Francisco, 11/11/01 (9 at Minnesota, 1/6/01). **Most receiving yards** — 167 at San Francisco, 11/11/01 (142 vs. St. Louis, 12/30/00). **Longest reception** — 63 yds. at San Francisco, 11/11/01 (50 vs. St. Louis, 12/30/00). **Most receiving touchdowns** — 2 three times, most recently vs. Oakland, 11/19/00 (3 vs. St. Louis, 12/30/00). **Most rushes** — 1 four times, most recently vs. New England, 12/7/97 (1 vs. St. Louis, 12/30/00). **Most rushing yards** — 13 vs. Philadelphia, 10/12/97 (-3 vs. St. Louis, 12/30/00). **Longest rush** — 13 vs. Philadelphia, 10/12/97 (-3 vs. St. Louis, 12/30/00). **Most rushing touchdowns** — none (none). **Most punt returns** — 1 three times, most recently vs. Tennessee, 11/14/99 (none). **Most punt return yards** — 8 at Seattle, 11/7/99 (none). **Longest punt return** — 8 at Seattle, 11/7/99 (none). **Most punt return touchdowns** — none (none). **Most kickoff returns** — 6 twice, most recently at Cincinnati, 11/23/97 (none). **Most kickoff return yards** — 135 at Dallas, 10/19/97 (none). **Longest kickoff return** — 47 at Cincinnati, 9/10/95 (none).



## MARTAY JENKINS

6-0 • 206 • 5TH YR. • NEBRASKA-OMAHA

**BORN:** Feb. 28, 1975, in Waterloo, Iowa

**HIGH SCHOOL:** Des Moines North High School, Des Moines, Iowa

**ACQUIRED:** Free Agent, 2004

**PRO YEAR:** 5th • YEAR WITH BRONCOS: 1st

**NFL GAMES PLAYED/STARTED:** 40/6

WIDE RECEIVER

**M**artay Jenkins—after being out of football in 2003—signed with Denver on Dec. 30 and reunites with Jake Plummer, the quarterback he played with in Arizona for the first four years of his career. In 2003, he was released by Atlanta at the conclusion of training camp (8/30) after signing with the Falcons as an unrestricted free agent from Arizona before training camp. Originally a sixth-round (193rd overall) selection by Dallas in the 1999 NFL Draft, Jenkins was claimed off waivers by Arizona in 1999. In 40 career games (6 starts), he has 70 receptions for 987 yards (14.1) and four touchdowns.

In addition, he has returned 151 kickoffs for 3,865 yards (25.6) and two touchdowns. He and quarterback Jake Plummer were teammates with the Arizona Cardinals from 1999 to 2002. Jenkins graduated from Nebraska-Omaha, and in less than three years, caught 67 passes for 1,439 yards (21.5) and 12 touchdowns. He also rushed 14 times for 213 yards and four touchdowns and returned 24 kickoffs for 597 yards (24.9) and a score.

**2003:** Jenkins was out of football after being waived by Atlanta in the final cutdown of training camp.

**2002:** Jenkins caught 21 passes for 250 yards (11.9) and added 20 kickoff returns for 559 yards (28.0), including a 95 yarder for a touchdown in eight games played with Arizona. In Week 9, however, he was lost for the season with a fractured scapula in his right shoulder vs. St. Louis (11/3). Jenkins returned two kickoffs for 22 and 21 yards and caught 18 yard pass to convert a third-and-10 in a first quarter drive that resulted in a field goal at Washington (9/8). He was named NFC Special Teams Player of the Week after a 95-yard kickoff return for touchdown at Seattle (9/15) and finished the game with a 40.3 average on four returns. Jenkins turned the tide in fourth quarter when he took the kickoff 95 yards for a touchdown with 12 minutes left to give the Cards a 17-13 lead. He opened the scoring vs. San Diego (9/22) with a 35-yard touchdown reception on the Cards' first possession as he ran a double-slant, catching the ball over the middle and out-racing the San Diego secondary down the sideline to the end zone. The catch was the longest of his career. Jenkins matched his single-game career-best six receptions (33 yards) and returned two kickoffs for 22 and 20 yards against the New York Giants (9/29) and caught five passes for 38 yards and returned two kickoffs for 30.5-yard average, including 37-yarder on opening kickoff and one tackle on special teams against Dallas (10/20). At San Francisco (10/27), he had four catches for 46 yards and added 164 yards on six kickoff returns for a 27.4 yard average and a long return of 36 yards in first quarter with two tackles on kick coverage teams. Overall, he registered 210 all-purpose yards. In the game against St. Louis (1/3), he returned a first-quarter kickoff 22 yards but suffered a fractured scapula (shoulder blade) which ended his season.

**2001:** Jenkins handled the kickoff return duties and had an expanded role as the third wide receiver for Arizona, finishing the year with 49 kickoff returns for 1,120 yards (22.9), 32 receptions for 518 yards (16.3) and three touchdowns in 13 games (3 starts). In the season opener against Denver (9/23), he had seven kickoff returns for a 24.7-yard average, including returns of 35 and 39 yards. He posted his career 100-yard receiving game with six receptions for 119 yards at Philadelphia (10/7), including the game-winning score on 35-yard catch with just nine seconds remaining in the Cardinals' 21-20 comeback win. In the fourth quarter of that game, he had four receptions for 94 yards, highlighted by catches of 16, 28 and 35 yards on the game-winning drive. He made his final catch on fourth-and-10 with 17 seconds remaining when he came back for the ball, spun and dove into the end zone for the score. He also added kickoff returns for 87 yards. Against Detroit (11/18), he finished with 239 combined yards, with three catches for 90 yards and a touchdown, and five kickoff returns for 149 yards (29.8) in Arizona's 45-38 win. Jenkins, against San Diego (11/25), converted a third-and-7 play with 16-yard catch in six-play, 80-yard scoring drive in second quarter to give Cards 7-3 lead. He later returned the opening kickoff of second half 70 yards to the Chargers' 29-yard line then caught a six-yard pass to convert a third-and-6 play in the drive that ended with a field goal and 10-3 advantage. Jenkins added a 10-yard catch in a fourth-quarter scoring drive then snared 8-yarder to San Diego's 36-yard line that set up the game-winning field goal in Arizona's 20-17 win. With starter Frank Sanders (hamstrings) inactive, Jenkins started at Oakland (12/2) and caught six passes for 90 yards, including a 20-yarder with 1:32 remaining that helped in an eventual 34-31 overtime win. He scored the Cardinals' only touchdown against Washington (12/9) on a 10-yard strike from Plummer with 1:16 remaining—just two plays after his 22-yarder converted a third-and-9 play near midfield.

**2000:** Jenkins set NFL records with 82 kickoff returns for 2,186 yards, breaking the previous marks of New Orleans' Tyrant Hughes (70 returns, 1,791 yards in 1996). His 26.7-yard kickoff-return average ranked second in NFC, third in NFL and was highest by a Cardinal since Terry Metcalf's 27.4 average in 1975. He also caught 17 passes for 219 yards, accumulating 2,402 combined yards (-4 rushing/219 receiving/2,186 returns), trailing only Metcalf's 2,462-yard total in 1975. Jenkins set a Cardinals single-season records for kickoff returns and kickoff-return yardage, breaking the 1997 standards of Kevin Williams—59 returns for 1,458 yards. He had eight kickoff returns at Jacksonville (12/10), which was also team single-game mark, and his 98-yard kickoff return for a touchdown at Minnesota (11/12) was first by a Cardinal since Roy Greek's 106-yard return at Dallas Oct. 21, 1979. His four returns for 173 total yards against the Vikings figured for a 43.3-yard average, the best single-game mark since Terry Metcalf's 47-yard average (3-141) at Houston on Oct. 20, 1974. Jenkins' 193 kickoff-return yards at Jacksonville (12/10) ranks fourth and the 183 against Washington (11/5) ranks fifth in franchise history. He returned 46 kickoffs for 25 or more yards, including more in first seven games (19) than 16-game team total (18) in 1999. Against Green Bay (9/24), he had seven kickoff returns for 157 yards, including



longs of 40 and 32 yards, and had three kickoff returns against Cleveland (10/8) for a 31.3 average. Jenkins had a superb day on special teams in the Cardinals' 16-15 win over Washington (11/5) with five kickoff returns for a 36.6 average, including longs of 40 and 71 yards. He added a 34-yard pass from Plummer on third-and-10 to open second quarter. Against Minnesota (11/12), Jenkins took a fourth-quarter kickoff at his own 2-yard line and bolted up the middle for 98-yard touchdown return, the first by a Cardinal since Roy Greek's NFL-record 106-yard return in 1979 (Oct. 21 at Dallas). He returned six kickoffs for 158 yards, including a 47-yarder in fourth quarter against the N.Y. Giants (11/26), and his first kickoff return of 32 yards at Jacksonville (12/10) set an NFL single-season yardage mark. He finished game with eight returns for 193 yards. In the season finale at Washington (12/24), he returned five kickoffs for 134 yards, including a 49-yarder into Redskin territory in the first period.

**1999:** Jenkins was inactive for the first 13 contests following a waiver acquisition from Dallas. He was a special-teamer in the final three outings against Buffalo (12/19), at Atlanta (12/26) and at Green Bay (1/2).

**COLLEGE:** Jenkins, in less than three full seasons at Nebraska-Omaha, caught 67 passes for 1,439 yards (21.5) with 12 touchdowns. He also rushed 14 times for 213 yards and four touchdowns, and returned 24 kickoffs for 597 yards (24.9) and a score. As a senior, he led the Mavericks with 29 receptions for 540 yards (18.6) and three touchdowns while gaining 171 yards rushing on 10 carries with three scores. He averaged 30.3 yards on seven kickoff returns but suffered a torn anterior cruciate ligament in the opening game of his junior season. As a sophomore in 1996, he caught 36 passes for 848 yards with eight touchdowns, the most by a receiver in school history. He attended Northern Iowa Community College for one season (1995).

**PERSONAL:** Jenkins was involved in toy and clothing drives during his time in Arizona with proceeds going to the Salvation Army, and he participated in numerous Gatorade junior training camps to help instruct kids. He was a football, track and basketball standout at Des Moines North High School and also attended Waterloo East High School as a freshman and sophomore. He earned his degree in sociology from Nebraska-Omaha and was born Feb. 28, 1975, in Waterloo, Iowa.


#### JENKINS' REGULAR SEASON RECORD

Year	Club	RECEIVING							SCORING						
		G	S	No.	Yds.	Avg.	LG	TD	TD	TDr	TDp	TDrt	2pt	Pts.	
1999	Arizona	3	0	0	0	0.0	—	0	0	0	0	0	0	0	
2000	Arizona	16	2	17	219	12.9	34	0	1	0	0	1	0	0	6
2001	Arizona	13	3	32	518	16.2	53	3	3	0	3	0	0	18	
2002	Arizona	3	1	21	250	11.9	65t	1	2	0	1	1	0	12	
2003															
OUT OF FOOTBALL															
<b>CAREER TOTALS</b>		<b>40</b>	<b>6</b>	<b>70</b>	<b>987</b>	<b>14.1</b>	<b>65t</b>	<b>4</b>	<b>6</b>	<b>0</b>	<b>4</b>	<b>2</b>	<b>0</b>	<b>36</b>	

#### KICKOFF RETURNS

Year	Club	No.	Yds.	Avg.	LG	TD
1999	Arizona	0	0	0.0	—	0
2000	Arizona	82	2,186	26.7	98t	1
2001	Arizona	49	1,120	22.9	70	0
2002	Arizona	20	559	28.0	95t	1
<b>CAREER TOTALS</b>		<b>151</b>	<b>3,865</b>	<b>25.6</b>	<b>98t</b>	<b>2</b>

**ADDITIONAL STATISTICS:** Three rushing attempts for 4 yards in 2001.



### KYLE JOHNSON

6-0 • 242 • 2ND YR. • SYRACUSE

**BORN:** Dec. 15, 1978, in Woodbridge, N.J.

**HIGH SCHOOL:** Woodbridge (N.J.) High School

**ACQUIRED:** Free Agent, 2003

**PRO YEAR:** 2nd • **YEAR WITH BRONCOS:** 2nd

**NFL GAMES PLAYED/STARTED:** 0/0

39

FULLBACK

**K**yle Johnson, after spending six weeks on Denver's practice squad last season, will try to compete for a spot at fullback behind Mike Anderson. A tough, physical runner, Johnson signed with the Broncos from Detroit's practice squad (12/11/02), where he was inactive for Denver's final three games in 2002. He entered the NFL as Carolina's fifth-round (145th overall) selection of the 2002 draft but was waived by the Panthers in the final cutdown (9/1/02) and was signed to the New York Giants' practice squad (9/3). After the Giants waived him on Oct. 24, he signed with Detroit's practice squad (11/13).

**2003:** Johnson had three different stints on the team's practice squad with the final one coming before the regular-season finale at Green Bay (12/28). He was signed by the Broncos on Sept. 10 and spent one week on the practice squad after being waived by the Broncos in training camp (8/26). He later rejoined the team (10/14) and spent a month on the squad before being released Nov. 18. Johnson was signed the final time to practice squad on Dec. 24.


**2002:** Johnson signed with the Broncos Dec. 11 from Detroit's practice squad and was inactive for each of the final three games. A 2002 draft choice of the Carolina Panthers (5th round/145th overall), he was waived by the Panthers Sept. 1 and signed to the Giants' practice squad Sept. 3. Johnson was waived from the Giants' practice squad Oct. 24 then signed to Detroit's practice squad Nov. 13, where he remained until being signed to Denver's 53-man roster.

**COLLEGE:** Johnson was granted a sixth year of eligibility by the NCAA and started all 13 games at fullback as a senior. He gained a career-high 223 yards on 52 carries with three touchdowns and caught six passes for 75 yards and one touchdown. Johnson totalled a career-high 96 yards on six carries with a 13-yard touchdown at Rutgers and rushed for a touchdown at Pittsburgh. Elected team captain as a senior, Johnson started at fullback in the season opener versus Buffalo and had five carries for 27 yards with a 4-yard touchdown run before sustaining a season-ending ankle injury. A Big East Academic All-Star, Johnson played in all 11 contests for the Orangemen with four starts as a junior. He was Syracuse's third leading rusher with 157 yards on 32 carries with three touchdowns and also posted six receptions for 40 yards and one touchdown. An All-Big East Academic choice, Johnson saw action in six games as a sophomore, contributing as a reserve tailback and on special teams. He finished the season with 33 yards on six carries and three special teams tackles. He scored his first career touchdown on a 17-yard run versus Rutgers and played on special teams in the Orange Bowl against Florida. Johnson saw action in three games as a redshirt freshman and gained 26 yards on six carries.

**PERSONAL:** Born Albert Kyle Johnson on Dec. 15, 1978, he earned second-team all-state recognition and earned all-county and all-area honors as a senior at Woodbridge (N.J.) High School after rushing for 1,235 yards. Johnson earned his undergraduate degree in electronic media in December 2000 and is currently pursuing an M.B.A.

#### JOHNSON'S REGULAR SEASON RECORD

Year	Club	RUSHING							RECEIVING						
		G	S	No.	Yds.	Avg.	LG	TD	No.	Yds.	Avg.	LG	TD	TD	Pts.
2002	Denver	0	0	0	0	0.0	—	0	0	0	0.0	—	0	0	0
2003	Denver														
PRACTICE SQUAD															



### RAYLEE JOHNSON

6-3 • 272 • 12TH YR. • ARKANSAS

**BORN:** June 1, 1970, in Chicago, Ill.

**HIGH SCHOOL:** Fordyce High School, Fordyce, Ark.

**ACQUIRED:** Free Agent, 2004

**PRO YEAR:** 12th • **YEAR WITH BRONCOS:** 1st

**NFL GAMES PLAYED/STARTED:** 145/53 • **POSTSEASON:** 3/0

99

DEFENSIVE END

**R**aylee Johnson—entering his 12th season in the league—joined the Broncos as a free agent (3/22) and will instantly bolster a defensive unit that hopes to improve on its No. 4 overall ranking in the NFL. In his first 11 seasons (all with San Diego), Johnson has made 218 tackles (176 solo), 46 sacks for -294.5 yards, 10 forced fumbles, four fumble recoveries and seven passes defended. He has also scored two career touchdowns; the first on a 45-yard fumble recovery against the Broncos in 2001, and the second on a fumble recovery in the end zone against Houston in 2002. After becoming a regular starter for the Chargers in 1999, he posted a career-high in sacks (10.5) that season. Unfortunately, Johnson suffered a right knee injury during the preseason in 2000 and spent the year on injured reserve. But he recovered from the injury in fine fashion and posted 9.5 sacks in 2001 and 6.5 sacks in 2002. He entered the NFL as a fourth-round (95th overall) pick in the 1993 NFL draft out of Arkansas.

**2003:** Johnson played only nine games before being placed on injured reserve (left foot) Nov. 29 and made 13 tackles (12 solo), four sacks for -28 yards and two forced fumbles. At Jacksonville (10/5), he posted four tackles and made two sacks for 15 yards. In Week 9 at Chicago (11/2), Johnson posted



another sack for 3 yards, and the next week vs. Minnesota (11/9), he picked up his fourth sack of the season but suffered the sprained left foot in that game. He was inactive against the next two weeks (at Denver and vs. Cincinnati) before being placed on injured reserve.

**2002:** Johnson led team with 6.5 sacks, adding 40 tackles (31 solo), one pass defended and one fumble recovery in 16 starts. Against Houston (9/15), he had two sacks and scored the second touchdown of his career on a fumble recovery in the end zone. The next week, he collected another sack at Arizona (9/22) and had 1/2 sack at Oakland (10/20). Against the New York Jets (11/3), he had a sack, and he picked up another at Kansas City (12/22).

**2001:** Johnson earned Chargers' Lineman of Year honors after making 38 tackles (28 solo) and 9.5 sacks for 53 yards. Johnson posted sacks vs. Cincinnati (9/30) and at Cleveland (10/5). He racked up two sacks at New England Oct. 14 and at Oakland (11/18), he tied a career high with three sacks. Johnson scored the first touchdown of his career on 45-yard fumble return at Denver (11/11)—the seventh-longest fumble return in team history. After being credited with one-half sack against Seattle (12/30), he raised his season total to 9.5, which ranked second on team.

**2000:** Johnson, coming off his most productive season to date, had his year end in the preseason after he suffered a torn ACL in his right knee at Atlanta (8/18). He was placed on injured reserve on Aug. 22 and missed entire 2000 season.

**1999:** Johnson enjoyed arguably his best NFL season, starting all 16 games at right defensive end, earning the Chargers' Co-Lineman of Year honors with defensive tackle Norman Hand. He posted career highs in tackles (41), sacks (10.5) and forced fumbles (5), and his 10.5 sacks led the team and was tied for sixth in AFC. It was the most sacks by a Chargers defender since Leslie O'Neal had 12.5 in 1986. Against Cleveland (12/5), Johnson set career high with three sacks and tied season high with five tackles while forcing one fumble. He tied a season high with five tackles while adding one sack at Seattle (12/12).

**1998:** Johnson, who played in 16 games and made three starts, put up 5.5 sacks and 27 tackles (21 solo) and also added one pass defended and one forced fumble. He ranked second on team in sacks, and included in his season total of 5.5, Johnson tied a single-game career high with two sacks in the Chargers' 13-10 win over Philadelphia (10/18). He also made sacks at Denver (11/8), vs. Baltimore (11/15) and at Washington (12/6). Johnson had a season-high five tackles vs. Seattle (10/25).

**1997:** Johnson finished the year with 19 tackles (16 solo), 2.5 sacks and one pass defended in 16 games played. He set a career regular-season single-game high with two sacks in the Chargers' 25-10 win at Oakland (10/5) and posted a season-high four tackles in victory over Indianapolis (10/26).

**1996:** In 16 games played, Johnson recorded 18 tackles (16 solo) and three sacks. He tallied his first sack in Week 8 at Seattle (10/27) and notched four tackles and one sack the next week in a victory at Indianapolis (11/3). Johnson made his only start of season versus Denver in the season finale and tied season highs with four tackles and one sack.

**1995:** Johnson, who played in all 16 regular-season games, ended the year with 15 tackles (14 solo) and three sacks despite playing the majority of the second-half of season with a sore ankle. He also added one forced fumble and one pass defended. Johnson made his first-career start at left defensive end against Arizona (12/9) and posted a career-high eight tackles in the season-finale at New York Giants (12/23).

**1994:** Johnson finished the regular season with six tackles (4 solo) and 1.5 sacks while he added three tackles and a team-high two sacks in the postseason. He played in 15 regular-season and all three postseason games. Johnson recorded a season-high four tackles and 1/2 sack versus Cincinnati (9/11). In Super Bowl XXIX vs. San Francisco, he had two tackles and led the Chargers with two sacks.

**1993:** Johnson played in nine games and finished the season with one solo tackle on defense and one on special teams. He made his NFL debut at Denver (9/12), playing on special teams. Johnson saw his first action on defense vs. Houston (9/19). He entered the league as San Diego's first of two fourth-round draft choices in 1993 NFL Draft.

**COLLEGE:** Johnson finished his collegiate career at Arkansas with 16 sacks and 91 total tackles and was the recipient of the Chasm Reed Award for his outstanding senior leadership.

**PERSONAL:** Johnson earned all-state, all-county and all-district honors at Fordyce (Ark.) High School and also was the league's most valuable player as senior in 1988. Active in the community as well, Johnson has donated time to Neighborhood House, a nonprofit center, helping San Diego's homeless. He and his wife, Diana, have five daughters, including Brooke, Breccia, Brandy, Bryce and Breionni, and the family resides in San Diego. He was born June 1, 1970, in Chicago.

### JOHNSON'S REGULAR SEASON RECORD

Year	Club	G	S	UT	A	TT	S-Yds.	I-Yds.	PD	FF	FR	TD-Int.	TD-FR	S	Pts.
1993	San Diego	9	0	1	0	1	0-0	0-0	0	0	0	0	0	0	0
1994	San Diego	15	0	4	2	6	1.5-14	0-0	0	0	0	0	0	0	0
1995	San Diego	16	1	14	1	15	3-20	0-0	1	1	0	0	0	0	0
1996	San Diego	16	1	16	2	18	3-14	0-0	2	0	0	0	0	0	0
1997	San Diego	16	0	16	3	19	2.5-20.5	0-0	1	0	0	0	0	0	0
1998	San Diego	16	3	21	6	27	5.5-38	0-0	1	1	0	0	0	0	0
1999	San Diego	16	16	33	8	41	10.5-76.5	0-0	0	4	1	0	0	0	0
2000	San Diego						INJURED RESERVE (RIGHT KNEE)								
2001	San Diego	16	16	28	10	38	9.5-53	0-0	1	2	2	0	1	0	6
2002	San Diego	16	16	31	9	40	6.5-30.5	0-0	1	0	1	0	1	0	6
2003	San Diego	9	0	12	1	13	4-28	0-0	0	2	0	0	0	0	0
<b>CAREER TOTALS</b>		<b>145</b>	<b>53</b>	<b>176</b>	<b>42</b>	<b>218</b>	<b>46-294.5</b>	<b>0-0</b>	<b>7</b>	<b>10</b>	<b>4</b>	<b>0</b>	<b>2</b>	<b>0</b>	<b>12</b>

### JOHNSON'S POSTSEASON RECORD

Year	Club	G	S	UT	A	TT	S-Yds.	I-Yds.	PD	FF	FR	TD-Int.	TD-FR	S	Pts.
1994	San Diego	3	0	3	0	3	2-11	0-0	0	0	0	0	0	0	0



## DANNY KANELL

6-3 • 218 • 7TH YR. • FLORIDA STATE

BORN: Nov. 21, 1973, in Fort Lauderdale, Fla.

HIGH SCHOOL: Westminster Academy, Fort Lauderdale, Fla.

ACQUIRED: Free Agent, 2003

PRO YEAR: 7th • YEAR WITH BRONCOS: 2nd

NFL GAMES PLAYED/STARTED: 43/24 • POSTSEASON: 1/1

13

## QUARTERBACK

Danny Kanell, entering his seventh year in the NFL, returns to the Broncos for his second season and looks to secure the No. 2 spot at quarterback. He returned to the NFL last year after a two-year hiatus and spent 14 weeks with the team, primarily as the team's No. 3 quarterback. But, with injuries to Jake Plummer and Steve Beuerlein, Kanell saw action in five games, making two starts. On the year, he threw for 442 yards on 53-of-103 passing (51.5%) with two touchdowns. The former starter for the New York Giants possesses the veteran leadership and experience Denver desires from its back-up quarterback. In six professional seasons, Kanell has completed 491-of-956 passes for 5,129 yards (51.4%), 31 touchdowns, 34 interceptions and a 63.2 quarterback rating. He entered the NFL as a fourth-round (130th overall) selection by the Giants in 1996 and played three seasons with the club (1996-98). He then moved to Atlanta, where he played two years (1999-2000). While out of the NFL for two years, Kanell played for the New York Dragons in the Arena Football League in 2002. A standout at Florida State, he ranks second on the Seminoles' all-time list with 6,176 yards in total offense and 6,372 yards passing. He completed 529-of-851 passes and owns FSU's all-time touchdown record with 72. He signed with the Broncos as a free agent June 3, 2003.

**2003:** Kanell played in five games and started two (at Bal., 10/26 and vs. N.E., 11/3) after re-signing with Denver Sept. 17. He completed 53-of-103 passes (51.5%) for 442 yds. and two touchdowns with five interceptions. He was inactive as the Broncos' third quarterback for his first four games with the team and was the backup quarterback for each of the final seven games of the season. Kanell saw his first action of the season at Min. (10/17) when he replaced Steve Beuerlein (injured finger) with 3:24 remaining in the third quarter to complete 12-of-18 passes (66.7%) for 104 yds. with one touchdown. His lone touchdown pass to Mike Anderson from 1-yd. out made it a one-possession game for the Broncos. Kanell then drove the Broncos to the Vikings' 30-yd. line with less than a minute to play but came up just short when his fourth-and-10 pass attempt to Clinton Portis was knocked down at the line of scrimmage. Kanell's action at Min. was his first in the NFL since Nov. 12, 2000, at Detroit as a member of the Atlanta Falcons. His touchdown toss to Anderson was his first since Nov. 5, 2000, when he connected with Terrence Mathis for a 16-yd. score vs. Tampa Bay. Despite suffering from the flu two days before the game and missing the Friday practice, Kanell started at Balt. (10/26)-making his first start since 11/12/00-and completed 16-of-31 passes (51.6%) for 114 yds., with two interceptions. His longest completion went for 19 yds. to Dwayne Carswell, and he was sacked twice (-24) while rushing twice for 9 yds. Kanell made his second consecutive start in Wk. 9 vs. N.E. (11/3) completing 16-of-35



passes (45.7) for 163 yds. and one touchdown with one interception. His touchdown pass to Mike Anderson from 1-yd. out capped a 14-play, 72-yd. drive to give the Broncos the halftime lead while his only interception came on a desperation heave on the next-to-last play of the game. Against S.D. (11/16), Kanell entered the game in the fourth quarter with the Broncos leading 37-8 and threw an interception on his only pass attempt. At G.B. (12/28), he entered the game early in the second quarter, relieving Jarious Jackson, to complete 9-of-18 passes (50.0) for 61 yds., including one interception, which came on a long pass to the end zone on the final play of the first half. Kanell was the backup quarterback for the Broncos' AFC Wild Card game at Ind. (1/4) but did not play.

**2002:** Kanell played quarterback for the New York Dragons in the Arena Football League, where he completed 61-of-116 passes for 617 yards and posted a 15:7 touchdown-to-interception ratio and a 75.3 passer rating. Versus the Detroit Fury, he was named game MVP after coming off the bench at halftime and completing 14-of-18 passes for 80 yards and three touchdowns, bringing his team back from a 22-9 third-quarter deficit to a 44-37 win. A week later, he made his first AFL start and encountered difficulty, completing 21-of-41 passes for 217 yards with five touchdowns but four interceptions.

**2001:** Once his contract expired with the Atlanta Falcons, Kanell was out of football. However, he played professional baseball after signing with the Newark Bears of the independent Atlantic League on July 22, 2001.

**2000:** Kanell appeared in five games with Atlanta, making one start. He completed 57-of-116 passes (49.1%) for 524 yards, a long of 35, with two touchdowns and five interceptions. After coming back from an injured thumb suffered in the preseason, Kanell resumed his backup role in Week 4 vs. St. Louis (9/24) and saw his first action, completing 1-of-3 passes for 9 yards. He relieved the injured Chris Chandler vs. New York (10/8) in the second quarter and went on to hit 15-of-36 passes for 166 yards and one interception. Seeing his most extensive action of the year, Kanell finished 26-of-43 for 213 yards with two touchdowns and two interceptions vs. Tampa Bay (11/5). The next week at Detroit (11/12), Kanell was named the starter due to the concussion suffered by Chandler. He completed 14-of-34 passes for 126 yards but threw a pair of fourth-quarter interceptions.

**1999:** Kanell signed as a free agent with Atlanta on March 19, 1999, but his season was cut short when he sprained his right knee (MCL) and was subsequently placed on injured reserve two days later. In three games (1 start), Kanell connected on 42-of-84 passes (50.0%) for 593 yards with four touchdowns and four interceptions. Coming out of training camp, Kanell was the third-string quarterback and made two appearances in relief efforts. He was elevated to the back-up the week before Atlanta's game against Tennessee (12/19) and made his first start since Nov. 15, 1998, when he was with the New York Giants (vs. Green Bay). In the game, Kanell passed for 237 yards on 18-of-29 throws with two touchdowns and two interceptions, but unfortunately, was forced out of the game with the knee injury that ended his season.

**1998:** Kanell started the first 10 games of the season before being replaced in the lineup by Kent Graham following the team's 3-7 start. He ended the year 160 completions on 299 attempts (53.5%) for 1,603 yards, 11 touchdowns and 10 interceptions for a 67.3 passer rating. As the opening day starter against Washington (9/6), Kanell was 15-of-28 for 159 yards with two touchdowns and one interception. He set single-game high marks with 25 completions on 45 attempts vs. Dallas (9/21), but it wasn't enough as Dallas held on to beat the Giants. Combine that loss with the loss to Oakland the next week, and it marked the first time in Kanell's football career that he had suffered back-to-back losses. He bounced back against San Diego (9/27) and led the Giants to a win after completing 17-of-33 passes for 208 yards and one touchdown. At Tampa Bay (10/4), Kanell hit just 10-of-27 passes for 83 yards and three interceptions, marking his highest single-game interception total and his lowest passing total. Kanell again struggled by completing only 11-of-21 passes for 100 yards and enduring five sacks and two fumbles vs. Atlanta (10/6) and was replaced by Kent Graham in the fourth quarter. Against Arizona (10/18), he matched a career-high with three touchdown strikes and set a career high with 259 yards passing in the Giants' win and was awarded the offensive game ball by the coaching staff. In New York's game vs. Philadelphia (11/22), Kanell was replaced by Graham late in the third quarter and served as the backup for the remaining six games of the season.

**1997:** Kanell entered the season as the Giants' backup quarterback and holder on placekicks but was worked into the starting lineup where he finished the season with a 7-2-1 record and led the team to the NFC East title. On the year, he completed 156-of-294 passes (53.1%) for 1,740 yards, 11 touchdowns and nine interceptions for a 70.7 passer rating. Kanell came into the game vs. Dallas (10/5) in the second quarter after Dave Brown was forced to leave after aggravating a strained pectoral muscle that he originally injured against New Orleans (9/28). In that game, Kanell rallied the Giants to a 20-17 victory by completing 10-of-17 passes for 101 yards. He made his first NFL start of the year the next week at Arizona (10/12), where he completed 13-of-28 passes for 198 yards with one touchdown and

one interception. In New York's overtime win at Detroit (10/19), Kanell connected with WR Chris Calloway for a 68-yard touchdown on the third play of extra time, lifting the Giants to a 26-20 win. He improved to 3-0 as a starter the next week vs. Cincinnati (10/26) by leading the team to two fourth-quarter touchdowns in the Giants' come-from-behind win. Kanell had the second two-touchdown game of his career vs. Arizona (11/16) in New York's win. The first touchdown was a 56-yarder to WR Amani Toomer in the second quarter, and the second was a 1-yarder to TE Howard Cross in the fourth quarter, which proved to be the game winner. He led the Giants to victory at Philadelphia (12/7) with three touchdown passes—the first three-touchdown passing game by a Giants quarterback since Phil Simms accomplished the feat at Washington on Oct. 10, 1993. In the NFC East title-clinching game vs. Washington (12/13), Kanell converted three key third downs with passes, including one that resulted in a 7-yard touchdown. He closed out the season 16 of 32 (50.0%) for 199 yards and one touchdown in the Giants' 23-22 NFC Wild Card loss to Minnesota.

**1996:** Kanell appeared in four games and completed 23-of-60 passes for 227 yards, one touchdown and one interception. He was inactive as the team's third quarterback for the first six weeks of the season but was elevated to backup during the week before New York's game at Washington (10/20). Kanell saw his first NFL action when he came in to run out the clock on the final three plays at Detroit (10/27). Coming in relief of the injured Dave Brown vs. Arizona (11/3), Kanell took over on the team's third possession and finished the game 14-of-27 for 128 yards with one touchdown and one interception. He again saw action later in season, this time at Philadelphia (12/1), where he replaced Brown in the fourth quarter, but only completed four passes in 13 attempts for 47 yards. His final appearance of the season came against New Orleans (12/15). Kanell, after replacing Brown late in the first half, finished the game 5-of-20 for 52 yards and was sacked five times.

**COLLEGE:** Kanell ranks second on Florida State's all-time passing lists with 6,176 yards in total offense and 6,372 yards passing, topped only by the 6,636 yards in total offense by Charlie Ward (1989-93) and 6,378 aerial yards by Gary Huff (1969-72). He also threw 57 touchdown passes, breaking the all-time Seminole record of 52 by Huff. His 529 completions in 851 attempts broke Ward's previous FSU marks (473-of-759). An All-Atlantic Coast Conference first-team choice his senior year, Kanell ranked 13th in the nation with a 145.5 passer rating and 11th with an average of 265.1 yards in total offense per game in 1995. That year, he completed 257-of-402 (63.9%) for 2,957 yards and 32 touchdowns, breaking the old school records of 27 scores by Ward (1993) and 385 attempts by Huff (1972). As a junior, Kanell was an All-ACC first choice and a finalist for the Davey O'Brien Award—given to the premier passer in college football—in his first year as FSU's starting quarterback. He hit on 227-of-380 (59.7%) passes for 2,781 yards and 17 touchdowns. Kanell shared the starting duties behind Charlie Ward and Jon Stark as a sophomore in 1993. He earned his first career start vs. Maryland and completed 36 of 49 passes (73.5%) for 499 yards with seven touchdowns and no interceptions. On the diamond while at FSU, Kanell lettered and performed as a reserve outfielder in 1992. He also appeared in three games as pitcher and finished with a .182 batting average with three runs batted in.

**PERSONAL:** Kanell was a *Parade* and *Tom Lemmings Football Report* All-American selection at Westminster Academy in Fort Lauderdale, Fla. Rated the second best quarterback prospect in the nation by *SuperPrep*, he was the Gatorade Circle of Champions Player of the Year in 1991 after throwing for 1,528 yards and 18 touchdowns his senior season. A two-year letterwinner in football, he led his team to the state title as a junior and to a second-place finish as a senior. Following high school, Kanell was selected in the 19th round of the 1992 Major League Baseball Draft by the Milwaukee Brewers and again drafted by the New York Yankees in 1995. Kanell was born Nov. 21, 1973, in Fort Lauderdale, Fla., where he continues to make his offseason home.

### KANELL'S REGULAR SEASON RECORD

Year	Club	G	S	Att.	Comp.	Pct.	PASSING		TD	%	Int.	%	LG	Sack/Yds.	Rtg.
							Yds.	Yds./Att.							
1996	N.Y. Giants	4	0	60	23	38.3	227	3.8	1	1.7	1	1.7	25	7/48	48.4
1997	N.Y. Giants	16	10	294	156	53.1	1,740	5.9	11	3.7	9	3.1	68t	19/171	70.7
1998	N.Y. Giants	10	10	299	160	53.5	1,603	5.4	11	3.7	10	3.0	46	22/172	67.3
1999	Atlanta	3	1	84	42	50.0	593	7.1	4	4.8	4	4.8	52	5/37	69.2
2000	Atlanta	5	1	116	57	49.1	524	4.5	2	1.7	5	4.3	35	8/60	49.6
2001															
2002															
2003	Denver	5	2	103	53	51.5	442	4.29	2	1.9	5	4.9	26	2/24	49.1
<b>CAREER TOTALS</b>		<b>43</b>	<b>24</b>	<b>956</b>	<b>491</b>	<b>51.4</b>	<b>5,129</b>	<b>5.37</b>	<b>31</b>	<b>3.2</b>	<b>34</b>	<b>3.6</b>	<b>68t</b>	<b>63/512</b>	<b>63.2</b>




RUSHING						SCORING						
Year	Club	Att.	Yds.	Avg.	LG	TD	TD	TDr	TDp	TDrt	2pt	Pts.
1996	NY Giants	7	6	0.9	13	0	0	0	0	0	0	0
1997	NY Giants	15	2	0.1	8	0	0	0	0	0	0	0
1998	NY Giants	15	36	2.4	10	0	0	0	0	0	0	0
1999	Atlanta	1	0	0.0	0	0	0	0	0	0	0	0
2000	Atlanta	1	1	1.0	1	0	0	0	0	0	0	0
2003	Denver	6	5	0.8	9	0	0	0	0	0	0	0
CAREER TOTALS		44	49	0.9	13	0	0	0	0	0	0	0

#### KANELL'S POSTSEASON RECORD

PASSING												
Year	Club	G	S	Att.	Comp.	Pct.	Yds.	Yds./Att.	TD	%	Int.	Rtg.
1997	NY Giants	1	1	32	16	50.0	199	6.2	0	0.0	0	37

		RUSHING					SCORING					
Year	Club	Att.	Yds.	Avg.	LG	TD	TD	TDr	TDp	TDrt	2pt	Pts.
1997	NY Giants	0	0	0.0	0	0	0	0	0	0	0	0



### KENY KENNEDY

6-1 • 215 • 5TH YR. • ARKANSAS

BORN: Nov. 15, 1977, in Dallas, Texas

HIGH SCHOOL: Terrell High School, Terrell, Texas

ACQUIRED: Draft 2b (45th overall), 2000

PRO YEAR: 5th • YEAR WITH BRONCOS: 5th

NFL GAMES PLAYED/STARTED: 57/43 • POSTSEASON: 2/1

28

SAFETY

Kenoy Kennedy, a vital cog in Denver's secondary the past four seasons, has earned the reputation of being one of the NFL's best young safeties and proved last year why he belongs as a starter in the Broncos' secondary. Combine Kennedy with John Lynch and Nick Ferguson, and the Broncos have a premier unit heading into 2004. Bringing the same level of intensity and hitting power that former Broncos' safeties have brought to the field, Kennedy, in his third year as a full-time starter last year, finished sixth on the team in tackles (65 total, 51 solo) and compiled 11 passes defended in only 13 games played. He missed three games with a left ankle injury. Kennedy has played in 57 career games (43 starts) and has posted 261 tackles (199 solo), including three sacks (-18), as well as three interceptions (6 return yds.) and 25 passes defended. He was the second of Denver's two second-round draft choices in 2000 (45th overall) out of Arkansas, where he followed in the footsteps of former Broncos great Steve Atwater and broke several of Atwater's statistical records.

**2003:** Kennedy played in 13 games and started 12, posting 65 tackles (51 solo), an interception, a sack, a forced fumble, two fumble recoveries and 11 pass deflections (third most on the team) to go along with one special teams stop. He missed three games (Wks. 4-6) and four starts (Wks. 4-7) while recovering from a left ankle sprain. In the opener at Cin. (9/7), Kennedy tallied four tackles (3 solo), a deflected pass and a special teams tackle. In Wk. 3 vs. Oak. (9/22), Kennedy recorded one solo tackle before leaving the game with a sprained left ankle in the third quarter. He was declared inactive in Wks. 4-6 while recovering from the injury. Kennedy returned in Wk. 7 at Min. (10/19) to see playing time at strong safety. He did not make a tackle but broke up two Daunte Culpepper passes. In Wk. 8 at Balt. (10/26), Kennedy returned to the starting lineup for the first time since his ankle injury to register a season-high 11 tackles (10 solo) and a pass deflection. He recorded four tackles (2 solo), an interception, a fumble recovery and a pass deflection vs. N.E. (11/3). The interception and fumble recovery were both his first of the season. Against S.D. (11/16), Kennedy recorded a solo tackle and a pass breakup when he separated Chargers tight end Stephen Alexander from the ball, resulting in a Kelly Herndon interception. He registered eight tackles (5 solo) vs. Chi. (11/23), his second highest output of the season. At Oak. (11/30), Kennedy recorded four solo tackles along with a forced fumble and a fumble recovery. His forced fumble came when he jarred the ball lose from Charlie Garner on a sweep, knocking the ball out of bounds while his fumble recovery came after Lenny Walls stripped Jerry Porter at midfield after a 15-yd. catch and run. Kennedy registered a team-high 10 tackles (8 solo) and a pass deflection vs. K.C. (12/7), his second-highest tackle total of the season. He recorded seven tackles (6 solo) vs. Cle. (12/14), including a sack of Browns quarterback Tim Couch. The sack of Couch stopped him for no gain and was Kennedy's first of the season. He tallied four tackles (3 solo) at Ind. (12/21)

while adding two pass deflections. At G.B. (12/28), Kennedy recorded seven tackles (6 solo) and two pass deflections. Kennedy started at strong safety in the Broncos' AFC Wild Card game at Ind. (1/4) and made eight tackles (6 solo).

**2002:** Kennedy started 15 games at strong safety and ranked fourth on the team with a career-high 98 tackles (72 solo) and also ranked fourth with eight passes defended. He added one special teams tackle. Kennedy posted 10 tackles (7 solo) at S.D. (12/1) a week after recording a season-high 12 stops (9 solo) vs. Ind. (11/24). He did not play at K.C. (10/20) due to a league suspension levied for hits deemed to be helmet-to-helmet. Kennedy recorded nine tackles (4 solo) at Balt. (9/30) a week after posting 10 stops (8 solo) vs. Buf. (9/22). In the opener vs. St. Louis (9/8) Kennedy deflected a Kurt Warner pass that was ultimately intercepted by Keith Washington.

**2001:** Kennedy started all 16 games at strong safety and ranked fifth on the team with 92 tackles (70 solo), including two sacks (-18), while also posting six passes defended and one interception (6-yd. return). He registered his second sack of the season in the finale at Ind. (1/6), taking down Peyton Manning for a 7-yd. loss in the 4th qtr., among his seven tackles on the day (6 solo). Kennedy posted four tackles vs. Oak. (12/30) and intercepted his first pass of the season at the most opportune time. Kennedy put a stop to the Raiders' last scoring attempt, picking off Rich Gannon on a fourth-and-1 play from Denver's 17-yd. line with seven seconds left and the Broncos clinging to a 23-17 lead. Kennedy registered the first sack of his career at K.C. (12/16), taking down Trent Green for an 11-yd. loss, while tying his season high with nine tackles (5 solo). In Wk. 13 vs. Sea. (12/9) Kennedy had his best game since Wk. 7, posting seven tackles (5 solo) and breaking up a pass. After missing most of the second half the week before vs. S.D. (11/11) because of a low-back bruise, Kennedy played the entire game vs. Wash. (11/18) and registered six tackles, as well as two more on special teams. In the S.D. game (11/11), he managed two solo tackles before being replaced George Coghill due to his back injury. Kennedy posted a season-high nine tackles (6 solo) vs. K.C. (10/7). He made his first career start in the opener against the Giants (9/10) and posted a then-career-high five tackles (4 solo) and a pass deflection. He also made four special teams stops.

**2000:** Kennedy saw action in 13 games and posted six solo tackles and one interception, and also had four tackles on special teams. He played on defense in Gms. 9-14 before playing on special teams only at K.C. (12/17). Kennedy's first three career tackles came on Monday Night Football vs. Oak. (11/13), followed by two more the next week vs. S.D. (11/19). He saw action on defense for the first time in his career at the Jets (11/5) and grabbed his first interception. Kennedy picked off a Vinny Testaverde pass at the Broncos' 6-yd. line to thwart a Jets scoring opportunity and set up a 94-yd. touchdown drive that put the Broncos ahead 17-0 in the 2nd qtr. en route to a 30-23 win. He played on special teams in the first three games but suffered an injury to his posterior cruciate ligament at Oak. (9/17) and was declared inactive for the next three (vs. K.C., 9/24; vs. N.E., 10/1 and at S.D., 10/8). Kennedy returned to practice the week of the S.D. game, and returned to game action vs. Clev. (10/15). He made his NFL debut in the opener at St. Louis (9/4) and posted his first two special teams tackles. Kennedy saw action on special teams in the AFC Wild Card Game at Balt. (12/31) and made one tackle.

**COLLEGE:** Kennedy is the only defensive back in Arkansas Razorbacks' history to lead the team in tackles, doing so in both his junior and senior seasons, and broke the school's career tackle record for a defensive back, previously held by former Broncos great Steve Atwater (1985-88). A two-time All-Southeastern Conference choice and a third-team All-American as a senior, Kennedy moved into the starting lineup in the seventh game of his freshman season and did not miss a game, starting all 38 remaining contests. He finished his career with 287 tackles (182 solo), including two sacks (-13) as well as five interceptions (190 return yards), 20 passes defended, four forced fumbles and seven fumble recoveries. Kennedy was a vocational education major.

**PERSONAL:** Kennedy earned all-state, all-district and *Dallas Morning News* Texas Top-100 honors at Terrell (Texas) High School, excelling both at wide receiver and defensive back. He caught 39 passes for 652 yards and seven touchdowns as a senior, giving him 79 catches for 1,695 yards and 17 touchdowns for his career. On the other side of the ball, he made 13 interceptions. Kennedy was also an all-district pick in basketball while excelling in the 400 meters and triple jump for the track and field team. He was also a recipient of the school's perfect attendance award. Kenoy Wayne Kennedy was born Nov. 15, 1977, in Dallas. He and his wife, Charressa, reside in Aurora, Colo.

#### KENNEDY'S REGULAR SEASON RECORD

Year	Club	G	S	UT	A	TT	S-Yds.	I-Yds.	PD	FF	FR	TD-Int.	TD-FR	S	Pts.
2000	Denver	13	0	6	0	6	0-0	1-0	0	0	0	0	0	0	0
2001	Denver	16	16	70	22	92	2-18	1-6	6	0	0	0	0	0	0
2002	Denver	15	15	72	26	98	0-0	0-0	8	0	0	0	0	0	0
2003	Denver	13	12	51	14	65	1-0	1-0	11	1	2	0	0	0	0
<b>CAREER TOTALS</b>		<b>57</b>	<b>43</b>	<b>199</b>	<b>62</b>	<b>261</b>	<b>3-18</b>	<b>3-6</b>	<b>25</b>	<b>1</b>	<b>2</b>	<b>0</b>	<b>0</b>	<b>0</b>	<b>0</b>

**ADDITIONAL STATISTICS:** Special teams tackles — 2000 (4), 2001 (4), 2002 (1), 2003 (2), TOTAL (11).



### KENNEDY'S POSTSEASON RECORD

Year	Club	G	S	UT	A	TT	S-Yds.	I-Yds.	PD	FF	FR	TD-Int.	TD-FR	S	Pts.
2000	Denver	1	0	0	0	0	0-0	0-0	0	0	0	0	0	0	0
2003	Denver	1	1	6	2	8	0-0	0-0	0	0	0	0	0	0	0
<b>CAREER TOTALS</b>		<b>2</b>	<b>1</b>	<b>6</b>	<b>2</b>	<b>8</b>	<b>0-0</b>	<b>0-0</b>	<b>0</b>	<b>0</b>	<b>0</b>	<b>0</b>	<b>0</b>	<b>0</b>	<b>0</b>

**ADDITIONAL STATISTICS:** Special teams tackles — 2000 (1).

### KENNY KENNEDY CAREER GAME-BY-GAME

(Based on official coaches statistics. Denver victories asterisked)

2000		TACKLES													
Date	Opponent	P/S	UT	A	TT	S-Yds.	I-Yds.	PD	FF	FR					
Sep 4	at St. Louis	P	0	0	0	0-0	0-0	0	0	0					
Sep 10	vs. Atlanta*	P	0	0	0	0-0	0-0	0	0	0					
Sep 17	at Oakland*	P	0	0	0	0-0	0-0	0	0	0					
Sep 24	vs. Kansas City														
Oct 1	vs. New England														
Oct 8	at San Diego*														
Oct 15	vs. Cleveland*	P	0	0	0	0-0	0-0	0	0	0					
Oct 22	at Cincinnati	P	0	0	0	0-0	0-0	0	0	0					
Nov 5	at New York Jets*	P	0	0	0	0-0	0-0	1	0	0					
Nov 13	vs. Oakland*	P	3	0	3	0-0	0-0	0	0	0					
Nov 19	vs. San Diego*	P	2	0	2	0-0	0-0	0	0	0					
Nov 26	at Seattle*	P	0	0	0	0-0	0-0	0	0	0					
Dec 3	at New Orleans*	P	0	0	0	0-0	0-0	0	0	0					
Dec 10	vs. Seattle*	P	1	0	1	0-0	0-0	0	0	0					
Dec 17	at Kansas City	P	0	0	0	0-0	0-0	0	0	0					
Dec 23	vs. San Francisco*	P	0	0	0	0-0	0-0	0	0	0					
<b>2000 Regular Season Totals</b>		<b>13/0</b>	<b>6</b>	<b>0</b>	<b>6</b>	<b>0-0</b>	<b>1-0</b>	<b>0</b>	<b>0</b>	<b>0</b>					
Dec 31	at Baltimore†	P	0	0	0	0-0	0-0	0	0	0					
<b>2000 Postseason Totals</b>		<b>1/0</b>	<b>0</b>	<b>0</b>	<b>0</b>	<b>0-0</b>	<b>0-0</b>	<b>0</b>	<b>0</b>	<b>0</b>					

†AFC Wild Card Playoff Game

2001		TACKLES													
Date	Opponent	P/S	UT	A	TT	S-Yds.	I-Yds.	PD	FF	FR					
Sep 10	vs. New York Giants*	S	4	1	5	0-0	0-0	1	0	0					
Sep 23	at Arizona*	S	6	0	6	0-0	0-0	1	0	0					
Sep 30	vs. Baltimore	S	6	2	8	0-0	0-0	0	0	0					
Oct 7	vs. Kansas City*	S	6	3	9	0-0	0-0	0	0	0					
Oct 14	at Seattle	S	5	2	7	0-0	0-0	0	0	0					
Oct 21	at San Diego	S	2	1	3	0-0	0-0	0	0	0					
Oct 28	vs. New England*	S	6	2	8	0-0	0-0	0	0	0					
Nov 5	at Oakland	S	1	1	2	0-0	0-0	0	0	0					
Nov 11	vs. San Diego*	S	2	0	2	0-0	0-0	1	0	0					
Nov 18	vs. Washington	S	6	0	6	0-0	0-0	0	0	0					
Nov 22	at Dallas*	S	3	0	3	0-0	0-0	0	0	0					
Dec 2	at Miami	S	4	2	6	0-0	0-0	0	0	0					
Dec 9	vs. Seattle*	S	5	2	7	0-0	0-0	1	0	0					
Dec 16	at Kansas City	S	5	4	9	1-11	0-0	0	0	0					
Dec 30	vs. Oakland*	S	3	1	4	0-0	1-6	1	0	0					
Jan 6	at Indianapolis	S	6	1	7	1-7	0-0	1	0	0					
<b>2001 Regular Season Totals</b>		<b>16/16</b>	<b>70</b>	<b>22</b>	<b>92</b>	<b>2-18</b>	<b>1-6</b>	<b>6</b>	<b>0</b>	<b>0</b>					

2002		TACKLES													
Date	Opponent	P/S	UT	A	TT	S-Yds.	I-Yds.	PD	FF	FR					
Sep 8	vs. St. Louis*	S	5	0	5	0-0	0-0	1	0	0					
Sep 15	at San Francisco*	S	4	1	5	0-0	0-0	2	0	0					
Sep 22	vs. Buffalo*	S	8	2	10	0-0	0-0	0	0	0					
Sep 30	at Baltimore	S	4	5	9	0-0	0-0	1	0	0					
Oct 6	vs. San Diego*	S	6	1	7	0-0	0-0	0	0	0					
Oct 13	vs. Miami	S	3	2	5	0-0	0-0	1	0	0					
Oct 20	at Kansas City*														
Oct 27	at New England*	S	4	2	6	0-0	0-0	1	0	0					
Nov 11	vs. Oakland	S	4	0	4	0-0	0-0	0	0	0					
Nov 17	at Seattle*	S	4	1	5	0-0	0-0	0	0	0					
Nov 24	vs. Indianapolis	S	9	3	12	0-0	0-0	1	0	0					
Dec 1	at San Diego	S	7	3	10	0-0	0-0	0	0	0					
Dec 8	at New York Jets	S	3	1	4	0-0	0-0	0	0	0					
Dec 15	vs. Kansas City*	S	2	2	4	0-0	0-0	1	0	0					
Dec 22	at Oakland	S	4	0	4	0-0	0-0	0	0	0					
Dec 29	vs. Arizona*	S	5	3	8	0-0	0-0	0	0	0					
<b>2002 Regular Season Totals</b>		<b>15/15</b>	<b>72</b>	<b>26</b>	<b>98</b>	<b>0-0</b>	<b>0-0</b>	<b>8</b>	<b>0</b>	<b>0</b>					

2003		TACKLES													
Date	Opponent	P/S	UT	A	TT	S-Yds.	I-Yds.	PD	FF	FR					
Sep 7	at Cincinnati*	S	3	1	4	0-0	0-0	1	0	0					
Sep 14	at San Diego*	S	2	2	4	0-0	0-0	0	0	0					
Sep 21	vs. Oakland*	S	1	0	1	0-0	0-0	0	0	0					
Sep 28	vs. Detroit*														
Oct 5	at Kansas City														
Oct 12	vs. Pittsburgh*														
Oct 19	at Minnesota	P	0	0	0	0-0	0-0	2	0	0					
Oct 26	at Baltimore	S	10	1	11	0-0	0-0	1	0	0					
Nov 3	vs. New England	S	2	2	4	0-0	1-0	1	0	1					
Nov 16	vs. San Diego*	S	1	0	1	0-0	0-0	1	0	0					
Nov 23	vs. Chicago*	S	5	3	8	0-0	0-0	0	0	0					
Nov 30	at Oakland*	S	4	0	4	0-0	0-0	0	1	1					
Dec 7	vs. Kansas City*	S	8	2	10	0-0	0-0	1	0	0					
Dec 14	vs. Cleveland*	S	6	1	7	1-0	0-0	0	0	0					
Dec 21	at Indianapolis*	S	3	1	4	0-0	0-0	2	0	0					
Dec 28	at Green Bay	S	6	1	7	0-0	0-0	2	0	0					
<b>2003 Regular Season Totals</b>		<b>13/12</b>	<b>51</b>	<b>14</b>	<b>65</b>	<b>1-0</b>	<b>1-0</b>	<b>11</b>	<b>1</b>	<b>2</b>					
Jan 4	at Indianapolis†	S	6	2	8	0-0	0-0	0	0	0					
<b>2003 Postseason Totals</b>		<b>1/1</b>	<b>6</b>	<b>2</b>	<b>8</b>	<b>0-0</b>	<b>0-0</b>	<b>0</b>	<b>0</b>	<b>0</b>					

†AFC Wild Card Playoff Game



## MICAH KNORR

6-2 • 199 • 5TH YR. • UTAH STATE

BORN: Jan. 9, 1975, in Orange, Calif.

HIGH SCHOOL: Orange High School, Orange, Calif.

ACQUIRED: Free Agent, 2002

PRO YEAR: 5th • YEAR WITH BRONCOS: 3rd

NFL GAMES PLAYED/STARTED: 61/0 • POSTSEASON: 1/0

PUNTER/KICKER

Micah Knorr enters his fifth NFL season and his second full season in Denver. Knorr, in 16 games last season, posted a 43.2 average and 32.2 net punting average with a long of 62 and 14 punts inside the 20-yard line. He has proven to be one of the NFL's top kickers in terms of hang time, directional ability and net average since playing at Utah State. He also brings another dimension by giving the Broncos options on kickoffs, which he performed for the last two years. Knorr, who signed with Dallas in 2000, has a career average of 41.4 on 275 punts (11,391) with a net average of 33.2. He played collegiately at Utah State where he earned second-team All-Big West honors as a senior in 1996 after nabbing first-team honors in '95. Knorr was primarily a kicker for the Aggies, converting 39-of-60 field goal attempts and notching 14 touchbacks on kickoffs.

**2003:** Knorr played in all 16 games and punted 68 times for 2,937 yds. (43.2) with a net average of 32.2. He placed 14 punts inside the 20-yd. line with six touchbacks and had two blocked. Knorr ranked fourth in the AFC (7th NFL) in punting average. He



He punted five times for 193 yds. (38.6) vs. Chi. (11/23) for a net average of 30.8 and attempted the first pass of his career after mishandling a snap for placement on a field goal attempt. The pass fell incomplete. At Oak. (11/30), Knorr punted five times for 223 yds. (44.6) for a net average of 24.4 yds. He had one punt blocked out of the end zone in the 1st qtr. by O.J. Santiago for a safety. It was the second of Knorr's punts blocked on the season, both by Santiago. Versus K.C. (12/7), Knorr punted twice out of bounds for a net average of 36.5 yds. in an effort to keep the ball out of the hands of Chiefs return man Dante Hall. He also added his second special teams tackle of the season. Knorr punted five times for 208 yds. (41.6) vs. Cle. (12/14) for a net average of 31.4 and placed two inside the 20-yd. line. He also made a touchdown-saving tackle on Browns return-man Dennis Northcutt in the 4th qtr. Knorr's only punt at Ind. (12/21) was a thing of beauty as his 34-yd. boot was downed by the Broncos at the Colts' 2-yd. line in the 3rd qtr. In the final game of the season at G.B. (12/28), he punted seven times for 297 yds. (43.2) for a net average of 33.6, including a career-best 62-yd. punt. Knorr punted twice for 84 yds. (42.0) in the Broncos AFC Wild Card game at Ind. (1/4) with one touchback and one inside the 20-yd. line for a net average of 32.0.

**2002:** Knorr signed with the Broncos Oct. 30 after being released by Dallas Oct. 22. He played in eight games with Denver and punted 24 times for 906 yds. (37.8) with a long of 59, two touchbacks, eight placed inside the 20-yd. line and 10 fair catches for a net average of 34.1. He tied for fifth in the AFC in touchbacks on kickoffs (7). Knorr played the first seven games of the season with the Cowboys and for the season averaged 39.9 yards on 71 punts (2,834 yds.), with a net average of 34.8, which ranked seventh in the AFC, and a long of 56. He placed 19 punts inside the 20, had six touchbacks and had 10 punts result in fair catches.

**2001:** Knorr averaged 40.2 yards-per-punt, and his 25 punts inside the 20-yard line tied for the fifth most in club history. He excelled on kickoffs, placing 13-of-56 kicks (not including onside kicks or squibs at the end of the half or game) into the end zone with four touchbacks. He averaged 65.8 yards per kickoff (to the four-yard line), and Dallas' opponent's average starting position following his kickoffs was the 26.8-yard line, placing it ninth in the NFC and tying for 12th in the NFL, in opponents' drive start. In the season opener against Tampa Bay (9/9), he recorded five punts for a 36.8 yard average, including two downed inside the Bucs 20-yard line. Knorr posted a 42.5 yard average on four punts against San Diego (9/23). With Tim Dwight forced into three fair catches and a two-yard loss on his only return, Knorr's net average of 43.0 yards against the Chargers was a career-high. At Philadelphia (9/30), he averaged 40.7 yards on six punts but suffered the first blocked punt of his career when N.D. Kalu broke through to get his second-quarter kick. Not just a foot, Knorr also recorded a touchdown-saving tackle on Brian Mitchell's 54-yard punt return in the second quarter. He posted a 43.0 yard average on five punts against Arizona (10/28), including one downed at the Cards one-yard line that eventually led to a Dexter Coakley interception return for a touchdown. Knorr recovered a third-quarter fumbled kickoff to set Dallas up at the Cardinals' 44-yard line. Despite his second blocked punt of the season, Knorr had a nice day at the N.Y. Giants (11/4), averaging 44.2 yards on five punts and helping limit the Giants to a 17.0 average on five kickoff returns. He also led the team with two special teams tackles. He recorded two more special teams tackles the next week at Atlanta (11/11) and averaged 43.3 yards on four punts, including 53- and 54-yard kicks. After recording season-highs with eight punts and a 45.5 yards-per-kick average against Denver (11/22) - along with a special teams tackle in his fourth consecutive game - Knorr, against the N.Y. Giants (12/9), recorded six punts for a 41.5 yard average. Four of those boots pinned the Giants inside their own 20-yard line, tying the second most in club history. In the Cowboys' win over San Francisco (12/30), Knorr suffered his third blocked punt of the season. In the season finale at Detroit (1/6/02), he placed three of his six punts inside the Lions 20-yard line.

**2000:** Knorr burst onto the NFL scene as a rookie, finishing fourth in the NFC, 11th in the NFL, with a club rookie record 42.8 gross punting average. Only one other rookie in the league posted a higher average in 2000 - Shane Lechler, 45.9. Knorr's net punting average of 35.8 - fourth highest rookie mark in club history - was the fifth best net average in the NFC and tied for 14th in the NFL. While handling kickoff duties, he placed 18-of-57 kickoffs into the end zone, posting 10 touchbacks. His 17.5 touchback percentage was the second highest percentage in the NFL (Jeff Wilkins - 22.7%). He made his professional debut against Philadelphia (9/3) and averaged 44.6 yards on seven punts while helping limit Brian Mitchell to a 5.0 average on four returns. At Arizona (9/10), Knorr averaged 57.0 yards on two punts with both punts pinning the Cardinals inside their 20-yard line. He punted five times for a 46.4 average at Washington (9/18) to help limit Deion Sanders to three returns for zero yards. Knorr averaged 45.3 yards on three punts, including a career-long 60-yarder against San Francisco (9/24). He had two punts downed inside the 20-yard line at Carolina (10/1) while averaging 44.0 yards-per-punt. Against Arizona (10/22), he posted a career-high eight kickoffs. At Philadelphia (11/5), he pinned the Eagles inside their 25-yard line four times in five punts, including twice inside their 10-yard line in

the fourth quarter. Knorr suffered a hairline fracture of the tibial plateau in his left knee while being run into on his only punt against Cincinnati (11/12). The punt, however, was called back due to a roughing-the-punter penalty. Dallas did not have to punt again against the Bengals, marking the fourth time in club history that Dallas has not registered a punt in a game. Knorr's knee injury forced him to miss games at Baltimore (11/19) and against Minnesota (11/23). He returned to action at Tampa Bay (12/3) by averaging 41.6 yards on five punts. The next week against Washington (12/10), he punted three times for a 45.0 average to help limit Sanders to one return for 11 yards. His booming kickoffs against the Redskins helped hold them to a 17.9-yard average on eight kickoff returns. Knorr posted a 36.2 average on five punts against the N.Y. Giants (12/17), including two that were downed inside the Giants' 20-yard line. In the season finale against Tennessee (12/25), he recorded a career-high 10 punts, the most by a Dallas punter since Mike Saxon had 10 against Chicago on Nov. 17, 1985. It also tied the mark for the second most punts in a game in club history. Knorr averaged 39.8 yards on those 10 kicks against the Titans, including a 53-yarder. He also closed his initial pro campaign with two special team stops, one at Arizona (9/10) and one against the N.Y. Giants (12/17).

**1999:** Knorr was out of football coaching kickers for Irvine, Calif., High School while working at a gym and day spa.

**1997-98:** Knorr was out of football managing a sports retail store in California.

**COLLEGE:** As a senior at Utah State in 1996, Knorr earned second-team All-Big West honors after connecting on 12-of-21 field goals and 36-of-47 extra points to lead the Aggies in scoring with 72 points. He finished his collegiate career with a school record 39 field goals made. As a junior, he earned first-team All-Big West honors after tying for the league lead in field goals, connecting on 12-of-19 with four of the misses coming from beyond 50 yards. He also finished second on the team in scoring with 61 points. He led Utah State as a sophomore with 63 points on 15-of-20 field goals and 18-of-18 PATs while averaging 37.3 yards on 10 punts and posting 14 touchbacks on kickoffs. Knorr saw action in 11 games as a true freshman in 1993, averaging 38.6 yards on 33 punts.

**PERSONAL:** Knorr earned first-team All-CIF honors as both a junior and senior at Orange (Calif.) High School, where he averaged 42-yards-per-punt as a senior. He participated in the Orange County North-South All-Star Game following his senior campaign. The history major finished his prep career with 81 career points on 42-of-47 PATs and 13-of-27 field goals. This past offseason, Knorr served as a celebrity escort while supporting the Children's Cancer Fund Fashion Show. He also donated time at the Ninth Annual Komen Tarrant County Race for the Cure, signing autographs, firing the start pistol and assisting with the awards ceremony. Knorr was born Jan. 9, 1975, in Orange, Calif., and this past offseason was married to wife Kandice.

#### KNORR'S REGULAR SEASON RECORD

Year	Club	G	S	No.	Yds.	Avg.	Net.	TB	In 20	LG	Bik.
2000	Dallas	14	0	58	2,485	42.8	35.8	8	12	60	0
2001	Dallas	16	0	78	3,135	40.2	31.1	6	25	57	3
2002	Dallas	7	0	47	1,928	41.0	35.1	4	11	56	0
2002	Denver	8	0	24	906	37.8	34.1	2	8	59	0
2003	Denver	16	0	68	2,937	43.2	32.2	6	14	62	2
<b>CAREER TOTAL</b>		<b>61</b>	<b>0</b>	<b>275</b>	<b>11,391</b>	<b>41.4</b>	<b>33.2</b>	<b>26</b>	<b>70</b>	<b>62</b>	<b>5</b>

**ADDITIONAL STATISTICS:** Special team tackles — 2000 (2), 2001 (7), 2002 (4), 2003 (3), TOTAL (16). Has scored five points in his career. Made two PATs vs. New England (11/3/16) when Jason Elam left the game with a groin injury. Made a 27-yard field goal vs. San Diego (11/16/03). Attempted an incomplete pass to Dwayne Carswell on a botched snap vs. Chicago (11/23/03).

#### KNORR'S POSTSEASON RECORD

Year	Club	G	S	No.	Yds.	Avg.	Net.	TB	In 20	LG	Bik.
2003	Denver	1	0	2	84	42.0	32.0	1	1	44	0

#### KNORR'S SINGLE GAME HIGHS

(Postseason in parenthesis)

**Punts** — 10 at Tennessee, 12/25/00 (2 at Indianapolis, 1/4/04); **Highest Average** — 52.8, 6-317, vs. Pittsburgh, 10/12/03 (42.0, 2-84 at Indianapolis, 1/4/04); **Highest Net Average** — 46.8 vs. Pittsburgh, 10/12/03 (32.0 at Indianapolis, 1/4/04); **Longest Punt** — 61 vs. Oakland, 9/22/03 (44 at Indianapolis, 1/4/04); **Most PAT Attempts** — 2 made both; vs. New England, 11/3/03; **Most PATs Made** — 2, 2-2 vs. New England, 11/3/03; **Most Field Goal Attempts** — 1 vs. San Diego, 11/16/03; **Most Field Goals Made** — 1 vs. San Diego, 11/16/03; **Most Points Scored** — 3 vs. San Diego, 11/16/03.



**MIKE LEACH****6-2 • 245 • 5TH YR. • WILLIAM & MARY****BORN:** Oct. 18, 1976, in Jefferson Township, N.J.**HIGH SCHOOL:** Jefferson Township (N.J.) High School**ACQUIRED:** Free Agent, 2002**PRO YEAR:** 5th • **YEAR WITH BRONCOS:** 3rd**NFL GAMES PLAYED/STARTED:** 43/0 • **POSTSEASON:** 2/0**83****TIGHT END**

**M**ike Leach is in his fifth NFL season and third with the Broncos out of William & Mary. His primary role the last two seasons has been as the team's long snapper, but he also provided experience at the tight end position. He was with Chicago in training camp (signed Jan. 10, 2002) but was waived Aug. 26, 2002. Leach entered the league in 2000 as an undrafted free agent with Tennessee and played in 19 games before being waived by the Titans Oct. 16, 2001.

**2003:** Leach handled the long-snapping duties in all 16 games and made three special-teams tackles (vs. Oak., 9/22, vs. Det., 9/28 and at G.B., 12/28). He handled all of the long-snapping duties in the Broncos' AFC Wild Card game at Ind. (1/4).

**2002:** Leach played in all eight games after signing with the Broncos on Nov. 4 to handle the club's long-snapping duties. He played in his first game as a Bronco vs. Oak. (11/11). Leach was with Chicago in training camp (signed Jan. 10, 2002) but was waived Aug. 26, 2002. He was with Tennessee for the first four games of the 2001 season and was the club's long snapper before being waived Oct. 16.

**2001:** Leach spent the first four games with Tennessee before being waived (10/16).

**2000:** Leach played in 15 games for the Titans after being signed to the active roster on Sept. 8. He originally was assigned to the team's practice squad following training camp. Though he did not record a reception, Leach did see action at tight end. He primarily played on special teams and did not record a tackle. Leach was credited with one kickoff return for 10 yards against Cleveland (11/19). In addition, he played on special teams in the Titans' 24-10 AFC Divisional Playoff loss to Baltimore (1/7).

**COLLEGE:** Leach was a two-year starter at tight end and punter at William & Mary after transferring from Boston University when the school dropped its football program. He was a first-team Walter Camp All-America choice at tight end as a senior in 1999 and led the Atlantic 10 Conference in punting both his junior and senior seasons. In his college career, Leach registered 106 receptions for 1,181 yards and 12 touchdowns. As a senior, he led his conference in receptions (33) among tight ends, gaining 305 yards and scoring four touchdowns. As a junior, he earned second-team All-American (AP) and second-team All-Atlantic 10 honors. He also set school records in both catches by a tight end (58) and season punting average (44.4). A history major, Leach played in 16 games with no starts in two years at Boston University and redshirted in 1995.

**PERSONAL:** Leach was a first-team all-state selection at Jefferson Township (N.J.) High School and graduated as the school's all-time leading scorer in basketball. Michael Leach was born on Oct. 18, 1976, in Jefferson Township, N.J. He and his wife, Julie, make their home in Denver with their "one child," a golden retriever named Snapper.


**LEACH'S REGULAR SEASON RECORD**

Year	Club	G	S	No.	RECEIVING		LG	TD	SCORING				2pt.	Pts.
					Yds.	Avg.			TD	TDp	TDrt			
2000	Tennessee	15	0	0	0	0.0	—	0	0	0	0	0	0	0
2001	Tennessee	4	0	0	0	0.0	—	0	0	0	0	0	0	0
2002	Denver	8	0	0	0	0.0	—	0	0	0	0	0	0	0
2003	Denver	16	0	0	0	0.0	—	0	0	0	0	0	0	0
<b>CAREER TOTALS</b>		<b>43</b>	<b>0</b>	<b>0</b>	<b>0</b>	<b>0.0</b>	<b>—</b>	<b>0</b>	<b>0</b>	<b>0</b>	<b>0</b>	<b>0</b>	<b>0</b>	<b>0</b>

**ADDITIONAL STATISTICS:** Special team tackles — 2002 (2), 2003 (3), TOTAL (5). Returned one kickoff for 10 yds.

**LEACH'S POSTSEASON RECORD**

Year	Club	G	S	No.	RECEIVING		LG	TD	SCORING				2pt.	Pts.
					Yds.	Avg.			TD	TDp	TDrt			
2000	Tennessee	1	0	0	0	0.0	—	0	0	0	0	0	0	0
2003	Denver	1	0	0	0	0.0	—	0	0	0	0	0	0	0
<b>CAREER TOTALS</b>		<b>1</b>	<b>0</b>	<b>0</b>	<b>0</b>	<b>0.0</b>	<b>—</b>	<b>0</b>	<b>0</b>	<b>0</b>	<b>0</b>	<b>0</b>	<b>0</b>	<b>0</b>

**ASHLEY LELIE****6-3 • 200 • 3RD YR. • HAWAII****BORN:** Feb. 16, 1980, in Bellflower, Calif.**HIGH SCHOOL:** Radford High School, Honolulu, Hawaii**ACQUIRED:** Draft #1 (19th overall), 2002**PRO YEAR:** 3rd • **YEAR WITH BRONCOS:** 3rd**NFL GAMES PLAYED/STARTED:** 32/11 • **POSTSEASON:** 1/1**85****WIDE RECEIVER**

**A**shley Lelie, in his third year out of Hawaii, will have more weight placed on his shoulders this season, but with the experience he has gained the past two years, he should have no trouble rising to the occasion. With the offseason retirements of Ed McCaffrey and Shannon Sharpe, Lelie, in 2004, will be relied upon to step up and continue as the team's down-the-field receiving threat. Playing 32 career games (11 starts), Lelie has caught 72 passes for 1,153 yards (16.0) with a long of 60 and four touchdowns. In 2003, he caught 37 passes for 628 yards and two touchdowns and his average of 17.0 yards per catch ranked second in the AFC (4th NFL). In his first season in Denver, Lelie led all AFC rookies in receiving yards (4th NFL) and ranked third among AFC rookies (6th NFL) in receptions. Also, his 35 catches were the most by a Broncos rookie since running back Terrell Davis caught 49 out of the backfield in 1995 and ranked as the fourth best rookie out put in Broncos history. For the season, Lelie caught three passes of 40 yards or longer, four passes of 30 yards or longer and nine passes of 20 yards or longer. He was the Broncos' first-round selection (19th overall) of the 2002 NFL Draft.

**2003:** Lelie saw action in all 16 games and started 10, catching 37 passes for 628 yards (17.0) and two touchdowns with a long of 60. He also rushed eight times for 43 yds. (5.4) with a long of 13. Lelie's average of 17.0 yds. per catch ranked second in the AFC (4th NFL). In Wk. 1 at Cin. (9/7), he opened the game with a 12-yd. reverse for a first down. Lelie did not have a reception but ran the ball twice (tying a career high) for 12 yds. At S.D. (9/14), Lelie recorded his first reception of the season and finished the game with two catches for 45 yards (22.5). He started in the home opener vs. Oak. (9/22) when the Broncos came out in a three-receiver set and carried the ball on a reverse for an 8-yd. gain on the first play from scrimmage. Lelie finished the game with three catches for a then career-high 108 yds. and a touchdown, and rushed twice for 9 yds. It was his second-career 100-yd. game, both of which have come against the Raiders (12/22/02 at Oak.). Lelie's touchdown came on a 44-yd. 1st qtr. pass from Jake Plummer. In Wk. 4 vs. Det. (9/28), he caught four passes for 76 yds. (19.0) and a touchdown, which came on a 29-yd. leaping catch from Jake Plummer. Against S.D. (11/16), Lelie caught two passes for 57 yds. (28.5) including a 48-yd. grab that tied the longest catch of his career. He also rushed twice for 20 yds., including a season-best 13 yd. run. Lelie re-emerged vs. Cle. (12/14) by catching four passes for 71 yds. (17.8), including a crucial 46-yd. grab to put the trailing Broncos in field goal range with less than 20 seconds to play and help force the game into overtime. The Broncos won in OT. Lelie caught all three passes thrown on the Broncos' game-tying drive, setting up the 46-yd. grab with 5- and 7-yd. catches to begin a drive that started at Denver's 25-yd. line with 1:11 remaining and Denver having no timeouts. He registered five receptions at Ind. (12/21) for a career-high 115 yds. (23.0), including a career-long 60-yd. reception that set up the Broncos' first touchdown. It was Lelie's third career 100-yd. game. He caught two passes for 13 yds. (6.5) at G.B. (12/28) in the final game of the season. Lelie started and caught one pass for 7 yds. in the Broncos' AFC Wild Card game at Ind. (1/4).

**2002:** Lelie played in all 16 games and made one start (vs. Buf., 9/22), catching 35 passes for 525 yds. (team best 15.0 average) with a long of 48 and two touchdowns, and also rushed four times for 40 yds. (10.0), including a long of 24. He led all AFC rookies in receiving yds. (4th NFL) and ranked third among AFC rookies (6th NFL) in receptions. Also, his 35 catches were the most by a Broncos rookie since running back Terrell Davis caught 49 out of the backfield in 1995. For the season, Lelie caught three passes of 40 yds. or longer, four passes of 30 yds. or longer and nine passes of 20 yds. or longer. Lelie caught one pass vs. Ariz. (12/29), a 5-yd. touchdown toss from Steve Beuerlein, for his second touchdown of the season. Lelie had four receptions for a career-high 106 yds. (26.5) at Oak. (12/22), including a career-best 48-yd. reception from Beuerlein. It was the first 100-yd. receiving game of Lelie's career. He posted a then-career-high 68 yds. receiving on two catches (34.0) vs. K.C. (12/15), including his second catch of 40 yds. on the season. The big play put the Broncos at the Chiefs' 3-yd. line to set up a Portis touchdown run. Lelie caught the first touchdown reception of his career at the Jets (12/8) on a 10-yd. pass from Brian Griese just before halftime, one of his three catches on the day



for 38 yds. (12.7). He had a career-high eight receptions for 65 yards (8.1) vs. Oak (11/11) and also carried twice for 12 yds. At N.E. (10/27), he caught a career-long 40-yd. pass on a third-and-8 play late in the 4th qtr. to allow Denver to run out the clock. He also added a 4-yd. rush in the N.E. game. Lelie's 30-yd. reception in the 4th qtr. vs. Mia. (10/13) was the longest of his career at the time—en route to a then-career-high 41 receiving yds.—and set up a go-ahead field goal. Lelie caught at least two passes in five consecutive games from Wk. 3-7. He made his first NFL start vs. Buf. when the Broncos opened the game in a three-wide set. His first NFL catch came on a crucial 3rd-down play in the 4th qtr. at S.F. (9/15).

**COLLEGE:** Lelie finished his career at Hawaii as the Rainbow Warriors' all-time leader in receptions (194), receiving yds. (3,341) and touchdown receptions (32), and averaged 17.2 yds. per catch. He was a first-team All-Western Athletic Conference selection and broke the WAC single-season records for receiving yds. (1,713) and touchdowns (19) while also tying the WAC record for most 200-yd. games in a season (3). He ranked first in the conference and second in the nation in receiving yds. per game (142.8) and ranked third in the WAC and ninth in the nation in receptions per game (7.0). Lelie also ranked fourth in the WAC and 19th in the nation in all-purpose yardage (142.8) and led the Warriors in receiving yds. in 9-of-12 games. He teamed with wide receiver Channon Harris to catch an average of 12.75 passes in 2001, forming the sixth best duo in the nation. As a sophomore, Lelie started every game at the "Z" receiver slot and finished third in the WAC in receptions per game (6.17) and third in receiving yds. per game (92.5). Lelie led the team in receptions (74), receiving yds. (1110), touchdowns (11), all-purpose yds. (92.5) and scoring (66), and gained over 100 yds. receiving in three contests, while adding three games with at least two touchdown catches. Lelie played in every game his redshirt freshman year, starting seven at the "Z" receiver slot and finished fourth on the team with 36 catches for 518 yds. (14.4 avg.) and two touchdowns.

**PERSONAL:** Lelie is a 1998 graduate of Radford High School in Honolulu, where he earned two letters each in football, track and basketball. He was selected to both the all-district and all-state teams in football and was an all-district choice in basketball and an all-league selection in track. Lelie was on the honor roll at Radford. Ashley Jovon Lelie was born Feb. 16, 1980, in Bellflower, Calif.

#### LELIE'S REGULAR SEASON RECORD


Year	Club	G	S	RECEIVING				SCORING					
				No.	Yds.	Avg.	LG	TD	TD	TDr	TDp	TDrt	2pt.
2002	Denver	16	1	35	525	15.0	48	2	2	0	2	0	0
2003	Denver	16	10	37	628	17.0	60	2	2	0	2	0	0
<b>CAREER TOTALS</b>		<b>32</b>	<b>11</b>	<b>72</b>	<b>1,153</b>	<b>16.0</b>	<b>60</b>	<b>4</b>	<b>4</b>	<b>0</b>	<b>4</b>	<b>0</b>	<b>0</b>
Year	Club	No.	Yds.	Avg.	LG	TD							
							RUSHING						
2002	Denver	4	40	10.0	24	0							
2003	Denver	8	43	5.4	13	0							
<b>CAREER TOTAL</b>		<b>12</b>	<b>83</b>	<b>6.9</b>	<b>24</b>	<b>0</b>							

#### LELIE'S POSTSEASON RECORD

Year	Club	G	S	RECEIVING				SCORING					
				No.	Yds.	Avg.	LG	TD	TD	TDr	TDp	TDrt	2pt.
2003	Denver	1	1	1	7	7.0	7	0	0	0	0	0	0
Year	Club	No.	Yds.	Avg.	LG	TD							
							RUSHING						
2003	Denver	0	0	0.0	—	0							

#### LELIE'S SINGLE-GAME HIGHS

(Postseason in parenthesis)  
**Most receptions** — 8 vs. Oakland, 11/11/02 (1 at Indianapolis, 1/4/04). **Most receiving yardage** — 115 at Indianapolis, 12/21/03 (7 at Indianapolis, 1/4/04). **Longest reception** — 60 yards at Indianapolis, 12/21/03 (7 at Indianapolis, 1/4/04). **Most receiving touchdowns** — 1 four times; most recent vs. Detroit, 9/28/03 (none). **Most rushes** — 2 four times; most recent vs. San Diego, 11/16/03 (none). **Most rushing yardage** — 24 at Kansas City, 10/20/02 (none). **Longest rush** — 24 yards at Kansas City, 12/20/02 (none). **Most rushing touchdowns** — none (none).



### MATT LEPSIS

6-4 • 290 • 8TH YR. • COLORADO

**BORN:** Jan. 13, 1974, in Conroe, Texas

**HIGH SCHOOL:** Frisco High School, Frisco, Texas

**ACQUIRED:** Rookie free agent, 1997

**PRO YEAR:** 8th • **YEAR WITH BRONCOS:** 8th

**NFL GAMES PLAYED/STARTED:** 96/79 • **POSTSEASON:** 5/2

# 78

## TACKLE

**M**att Lepsis, in his eighth year with the Broncos, looks to continue the solid trend he has started as a top-flight NFL tackle and also as a model of durability. In 2004, however, Lepsis will move from the right side of the line into a new role at left tackle. He has played in every game since making the active roster in 1998, and he brings a 96 consecutive games played streak into the season. Last year, Lepsis contributed to a line that helped the rushing attack set a franchise record with 2,629 rushing yards, 161 yards better than the previous mark set in 1998. After spending his initial season on the reserve/non-football injury list and one season as a backup, Lepsis moved into the starting lineup in 1999 and showed considerable improvement throughout the season. Lepsis has played in 96 career games and made 79 starts. He signed with the Broncos as a rookie free agent April 29, 1997.

**2003:** Lepsis started at right tackle in all 16 games, helping the Broncos rush for a franchise-record 2,629 yds. while tying for the fourth-fewest sacks allowed in team history. In Wk. 8 at Balt. (10/26), he was ejected midway through the second quarter after inadvertently making contact with an official while trying to swat away the hand of a Ravens player who was holding his jersey after a play. Lepsis started at right tackle in the Broncos' AFC Wild Card game at Ind. (1/4).

**2002:** Lepsis started 15-of-16 games at right tackle, missing his only start at Balt. (9/30) when he saw action only on special teams to handle the snapping duties. He left the Buf. game (9/22) in the 2nd qtr. because a hamstring strain and returned only to perform the deep-snapping duties for a portion of the second half. Lepsis made one special teams tackle.

**2001:** Lepsis started all 16 games at right tackle. He missed several plays in the 3rd qtr. vs. Sea. (12/9) after twisting his left ankle and was replaced temporarily by Cooper Carlisle.

**2000:** Lepsis started at right tackle in all 16 regular-season games as well as Denver's AFC Wild Card Game at Balt. (12/31).

**1999:** Lepsis started all 16 games at right tackle. He made his first NFL start in the opener vs. Miami (9/13). In the preseason, Lepsis played in all five games and started four at right tackle, winning a battle with Trey Teague for the starting position entering the regular season.

**1998:** Lepsis saw action in all 16 games on special teams and saw limited duty as a reserve tackle. He played in his first NFL game in the season-opener vs. N.E. (9/7), replacing Harry Swayne at right tackle early in the fourth quarter and playing the remainder of the game. At Wash. (9/27), Lepsis lined up as an eligible receiver on the line in a goal-line situation. He also played the 4th qtr. at right tackle vs. Phila. (10/4) and the third quarter at right tackle at Sea. (10/11). In the postseason, Lepsis played in all three games both on the offensive line and on special teams. He played the final 2-1/2 quarters at right tackle in the AFC Divisional Playoff Game vs. Miami (1/9) after Tony Jones left the game (knee). Swayne moved to Jones' left tackle position, while Lepsis—playing in his first-ever postseason game—filled in admirably for Swayne on the right side as the line gave up just one sack for the day and cleared the way for 250 rushing yards. Earlier in the game, Lepsis was in on several offensive snaps as an eligible receiver. He played on offense and special teams again in the AFC Championship Game vs. the Jets (1/17), seeing several offensive plays as an eligible receiver. Lepsis also saw action in Super Bowl XXXIII vs. Atlanta (1/31).

**1997:** Lepsis spent the season on the reserve/non-football injury list due to a college knee injury.

**COLLEGE:** Lepsis played in 36 games as a tight end for Colorado (including bowl games) with 16 starts. He caught 45 passes for 519 yards and 3 touchdowns, including a two-yard reception for a score in the 1996 Cotton Bowl win over Oregon, capping a junior season in which he earned second-team All-Big Eight honors. Lepsis graded out as a 90 percent blocker during his career at CU and added seven special teams tackles to his credit. He also lettered three times in track at CU and was a two-time All-American in the discus with a collegiate best of 196 feet. Lepsis was a history major.




**PERSONAL:** Lepsis was an All-Southwest selection at Frisco (Texas) High School, where he was Class 3A Defensive Player of the Year and a two-time state discus champion. He had the second best throw in the country in 1992 (204'-8") and was a member of the National Honor Society. He was born Jan. 13, 1974, in Conroe, Texas. Matt and his wife, Shana, have a son, Hayden (2), and family resides in Castle Rock, Colo.

#### LEPSIS' REGULAR SEASON RECORD

Year	Club	G	S
1997	Denver	RESERVE/NON-FOOTBALL INJURY (KNEE)	
1998	Denver	16	0
1999	Denver	16	16
2000	Denver	16	16
2001	Denver	16	16
2002	Denver	16	15
2003	Denver	16	16
<b>CAREER TOTALS</b>		<b>96</b>	<b>79</b>

#### LEPSIS' POSTSEASON RECORD

Year	Club	G	S
1998	Denver	3	0
2000	Denver	1	1
2003	Denver	1	1
<b>CAREER TOTALS</b>		<b>5</b>	<b>2</b>



### JOHN LYNCH

6-2 • 220 • 12TH YR. • STANFORD

**BORN:** Sept. 25, 1971, in Hinsdale, Ill.

**HIGH SCHOOL:** Torrey Pines High School, Del Mar, Calif.

**ACQUIRED:** Free Agent, 2004

**PRO YEAR:** 12th • **YEAR WITH BRONCOS:** 1st

**NFL GAMES PLAYED/STARTED:** 164/132 • **POSTSEASON:** 9/9

47

SAFETY

John Lynch—a five-time Pro Bowl selection at safety (1997, 1999-2002)—joined the Broncos this past offseason as a free agent (March 23) and will immediately make an impact in Denver's revamped secondary. By adding Lynch and Pro Bowl cornerback Champ Bailey this offseason, the Broncos' corps of defensive backs proves to be one of the tops in the NFL. In 164 career games (132 starts), Lynch has amassed 973 tackles (574 solo), 23 interceptions for 200 yards and 74 passes defended. He has also posted six sacks (-40 yards), seven forced fumbles and seven fumbles recovered. Not only a star on the field, Lynch excelled as an active civic-minded leader in both the Tampa area and his hometown of San Diego, and he was a finalist for the 2002 and 2003 Walter Payton NFL Man of the Year awards. Entering his 12th season in the NFL, he is an elite strong safety who is recognized as one of the most accomplished defensive backs over the last decade. His list of honors includes five Pro Bowl selections (1997, 1999-2002), including three starts (1999, 2000 and 2002) and four All-Pro honors (first-team in 1999 and 2000, and second-team in 2001 and 2002). He was named team captain in 2002 and 2003, and was the backbone of a talented secondary unit, which has been ranked in the top-10 in pass defense in seven of the last eight seasons. An instinctive veteran, he was a key leader on the Super Bowl XXXVII champion Tampa Bay Buccaneers.

**2003:** Lynch, in his final season in Tampa, started 14 games at strong safety (missing vs. Dallas and vs. New Orleans) and earned honors as the teams finalist for the Walter Payton NFL Man of the Year. He finished the season ranked fourth on the team with 95 tackles and tied for second on the team with two interceptions while also posting seven passes defended and 1/2 sack for five yards. Part of a defense that ranked fifth in the NFL, it marked the seventh consecutive year the defense has finished among the NFL's Top 10. The defensive unit also finished third in pass defense, marking the seventh time in the last eight seasons, including three consecutive, that the defense has finished in the Top 10. In the season opener at Philadelphia (9/8), Lynch made three tackles, 1/2 sack for five yards, and tied for a team-high two passes defended, helping the defense post its third shutout in the last 16 regular

season-games. He led the secondary with 13 tackles against Carolina (9/14) and recorded his first interception of season against QB Doug Johnson at Atlanta (9/21). Against Indianapolis (10/6), Lynch recorded 11 tackles, and with that, went over the 900 career-tackle mark. He ended the game at San Francisco (10/19) with nine tackles despite missing significant action with a right shoulder stinger and was inactive the next two weeks against Dallas (10/26) and New Orleans (11/2). Returning to action at Carolina (11/9), he posted seven tackles and one pass defended. Lynch recorded nine tackles against Green Bay (11/16) and made the second interception of the season against the New York Giants (11/24), picking off a QB Kerry Collins pass late in the fourth quarter to help secure the victory. Against New Orleans (12/7), he totaled five tackles despite missing a portion of the contest with a right shoulder stinger suffered in the first half and helped lead a defensive unit that surrendered just 69 rushing yards on 22 carries (3.1 avg.) by Saints RB Deuce McAllister. Lynch notched four tackles and one pass defended against Houston (12/14) and helped the defense surrender just 107 total yards to the Texans, tying for the second lowest total in team history.

**2002:** Lynch, who was named second team All-Pro by the Associated Press and *Football Digest*, was selected as a Pro Bowl starter for the third time in the last four years. With the 96 tackles he made on the season, Lynch raised his career tackle total to 878, moving him into third place all-time in team history. He added three interceptions (tied for fourth on the team) and 12 passes defended in 15 starts. Lynch was also a finalist for the Walter Payton NFL Man of the Year Award. In the season opener against New Orleans (9/8), he posted six tackles and tallied six stops and two passes defended in Tampa's shutout at Baltimore (9/15). Lynch recorded seven stops, which put him over 800 tackles for his career at Cincinnati (9/29), and the next week, tied for the lead among defensive backs with seven at Atlanta (10/6). At Philadelphia (10/20), Lynch registered a season-high 11 tackles then posted his third career two-interception game at Carolina (10/27). He recorded seven tackles against Green Bay (11/24) and helped limit QB Brett Favre to a 36.6 passer rating. Playing in his 147th career game (moving into third place on the club's all-time games played list) at New Orleans (12/1), Lynch tied for a team-high nine tackles. He started vs. Atlanta (12/8), but left the game late in the first quarter with a neck strain, which would keep him out for the remainder of the contest. He was inactive the next week at Detroit (12/15) and ended his streak of 67 consecutive regular-season starts. Returning from the neck injury vs. Pittsburgh (12/23), Lynch led the secondary with 10 tackles and again led all DBs with eight tackles at Chicago (12/29). He made five stops in the NFC Divisional Playoff game vs. San Francisco (1/12) and recorded six tackles and a pass defended at Philadelphia (1/19) in the NFC Championship Game. In Super Bowl XXXVII against Oakland (1/26), Lynch had one tackle and one pass defended playing in his home town of San Diego.

**2001:** Lynch, after starting 16 games as well as the playoff contest, was named to his fourth Pro Bowl and was selected to both *College & Pro Football Newsweekly* and *Pro Football Weekly's* All-NFL Team. In addition, he was also chosen to the Associated Press All-Pro second team. On the season, Lynch racked up 105 tackles (70 solo), one sack, three interceptions, one forced fumble, one fumble recovery and eight passes defended. The 105 tackles ranked third-best on the squad and tops among the secondary, and the eight passes defended ranked tied for fifth. In the season opener at Dallas (9/9), he collected six tackles and finished with a game-clinching interception late in the fourth quarter. Despite cramping in the second half, Lynch contributed nine tackles and one pass defended at Minnesota (9/30), and came back to lead the team with 12 tackles at Tennessee (10/14). He picked up nine tackles and his first sack of the season against Pittsburgh (10/21) and posted 11 tackles against Green Bay (11/4). With five tackles against Chicago (11/18), Lynch moved into fourth place on the Buccaneers' all-time tackle chart. Two weeks later, he again helped seal the victory at Cincinnati (12/2) by forcing and recovering a fumble by Bengals RB Corey Dillon in overtime which set up K Martin Gramatica's game-winning 21-yard field goal. He led the defense with 10 tackles against Detroit (12/9) and also contributed one pass defended. Against New Orleans (12/23), Lynch made five tackles and helped out on special teams by handling kickoff duties on the final two kickoffs after Gramatica suffered a right hamstring strain. The kickoffs went for 40 and 50 yards. In the regular-season finale against Philadelphia (1/6), Lynch had one interception and one pass defended and made five tackles in the NFC Wild Card Playoff Game at Philadelphia (1/12).

**2000:** Lynch, who started all 16 games and one playoff contest, ranked second on the squad in tackles and first in the secondary with 110 total tackles despite playing the final five regular season games with a dislocated left shoulder. He also added three interceptions, two fumble recoveries, seven passes defended and one sack. Lynch was selected to his second consecutive Pro Bowl and third in the last four years, and he also earned first-team All-Pro honors from the Associated Press, *Sports Illustrated*, *Pro Football Weekly*, *College and Pro Football Newsweekly*, *Football Digest* and *The Sporting News*. In addition, he was named Defensive Back of the Year by the NFL Alumni also was selected recipient of NFLPA's Unsung Hero Award. In the season opener at New England (9/3), Lynch registered seven tack-



les and one fumble recovery, and the next week, recorded his first interception of the season and added four tackles at Detroit (9/17). He had eight tackles and one pass defended vs. the N.Y. Jets (9/24) and collected six tackles at Washington (10/1). At Minnesota (10/29), Lynch was tops on the team with a season-high 11 tackles and also recovered a fumble in the first quarter that led to a Buccaneers touchdown. He came back and led the team in tackles for a second consecutive week with 11 tackles (tying season-high) vs. Detroit (10/19), and racked up seven tackles against Minnesota (10/29). At Atlanta (11/5), he notched his first sack of the season and also contributed nine tackles and one pass defended. Lynch led the team in tackles with nine vs. Green Bay (11/12) before leaving the game with a left thigh bruise in the fourth quarter. The next week, he had one tackle before leaving the game due to a dislocated left shoulder in the first quarter at Chicago (11/19). Back in the lineup the next week vs. Buffalo (11/26), Lynch recorded six tackles and a pass defended. He had nine tackles at Miami (12/10) and made six tackles, one pass defended and one interception in a Monday night clash vs. St. Louis (12/18). Lynch also picked off a fourth-quarter pass by QB Kurt Warner that sealed the win. In the season finale at Green Bay (12/24), he had six tackles, one pass defended and one interception. The interception came in the fourth quarter and helped set up the game-winning field goal. He led the team in tackles with 13 and added one pass defended in the Wild Card game at Philadelphia (12/31).

**1999:** Lynch started 16 games and paced the secondary with 128 tackles, adding two interceptions, one forced fumble and a career-best 14 passes defended. He earned first-team All-Pro honors from the Associated Press, *Sports Illustrated*, *Pro Football Weekly*, *USA Today*, *The Sporting News* and *Football Digest*. In the season opener against the Giants (9/12), he posted 10 tackles and followed that with six tackles and an interception at Philadelphia (9/19). He collected seven stops and 1/2 sack versus Denver (9/26) and recorded eight tackles at Minnesota (10/3). Lynch led the secondary with seven tackles and two passes defended in a 6-3 win over Chicago. In that game, he tipped the ball away from WR Bobby Engram in the end zone to prevent the go-ahead touchdown late in the fourth quarter. He notched seven tackles at Detroit (10/31) and collected nine stops and broke up two passes in a 31-16 win at New Orleans (11/7). Against Kansas City (11/14), he racked up a season-high 13 tackles and also broke up a pass and forced a fumble, leading to a field goal. He helped the secondary limit the Chiefs to a franchise record five net passing yards in the first half. Lynch, in the next game, had 10 tackles in the Buccaneers' victory over Atlanta (11/21), and posted five stops at Seattle (11/28). Against Detroit (12/12), Lynch made 10 tackles and his interception helped lead the team to a 23-16 win. He picked off QB Gus Frerotte in the fourth quarter and returned it 24 yards to the Lions 22. FB Mike Alstott scored the game-winning touchdown two plays later. He later recorded seven tackles and deflected a pass that was intercepted by FS Damien Robinson in a 29-10 victory over the Packers (12/26) and had nine stops and two passes defended in the team's division-clinching win at Chicago (1/2). In Tampa's NFC Divisional Playoff win over Washington (1/15), Lynch posted seven tackles and two passes defended and ignited both sides of the ball with a third-quarter pick of QB Brad Johnson. Trailing 13-0, the Bucs scored on the ensuing drive and rallied for 14-13 triumph. He collected nine tackles in the NFC Championship Game at St. Louis (1/23) and helped the secondary limit the Rams' top-ranked passing offense to just 11 points (22 under its season average).

**1998:** Lynch started 15 games at strong safety and missed just one game against Tennessee (11/8) due to a neck injury. On the season, he registered 107 tackles, six passes defended, two interceptions, two sacks, two forced fumbles and a fumble recovery. He led the Bucs' secondary and finished second on the club with those 107 tackles. A key member of a secondary that finished second overall in the NFL against the pass, Tampa Bay limited opponents to 172.6 yards per game. Against Chicago (9/20), Lynch tallied seven stops and recovered a fourth-quarter fumble. He led the team with 10 tackles vs. N.Y. Giants (10/4), and paced the secondary with nine tackles vs. Carolina (10/25). Against Minnesota (11/1), he recorded six tackles and also prevented a Viking score, deflecting a 44-yard pass away from WR Robert Tate in the end zone. His consecutive starting-streak ended at 38 games after he sustained a neck injury against the Vikings, and he was inactive the following week against Tennessee (11/8). After returning to action against Jacksonville (11/15), he posted eight stops and broke up one pass. Lynch had his finest day of the season vs. Pittsburgh (12/13), becoming the first Buccaneer to register two interceptions in a game since Martin Mayhew (12/3/95). Lynch paced the club with the first two-sack performance of his career and added nine tackles and a forced fumble at Washington (12/19).

**1997:** Lynch, for the first time in his career, started all 16 games and both playoff games. He finished the year third on team in tackles with 154 and added 12 tackles and three passes defended in post-season play. His 154 tackles marked his career best and the most ever recorded by a Buccaneer defensive back, and in the process, he recorded nine games with a double-digit tackle output. During an outstanding performance against Arizona (9/28), Lynch led the team with 13 tackles, broke up one QB Kent Graham pass and intercepted another. The pick came on the Arizona 35-yard line in fourth quarter when

the Bucs trailed 18-12 and paved way for the team's game-winning touchdown the next series. In the team's win over New England (11/16), he led all DBs in tackles with 10 and again led all defensive backs in tackles with 15 at Chicago (11/23), marking his career-best single-game performance. Against Green Bay (12/7), he posted 12 stops, a forced a fumble, broke up a pass and returned an interception 28 yards, a career best. He notched four tackles and broke up two Brett Favre passes before leaving playoff game at Packers (1/4) in third quarter with knee sprain.

**1996:** Lynch, by the third game of the season, moved into the starting lineup when he replaced Todd Scott after he suffered a season-ending injury. He made the most of his opportunity by leading all Bucs defensive backs in tackles with 103 while also matching personal best three interceptions (set in 1995). He added a sack, four tackles for loss, two forced fumbles, one fumble recovery and nine passes defended along the way. Lynch made his first start of the season in Week 3 at Denver and turned in five tackles. Against Seattle (9/22), he dashed 40 yards on a direct-snap fake punt that set up a touchdown. Lynch recorded his first career sack and added five solo tackles at Arizona (10/20) and made an interception to go along with three passes defended at Green Bay (10/27). At San Diego (11/17), he set up the Bucs' game-winning touchdown by posting his second interception of the season and returned it 25 yards. Lynch was named NFC Defensive Player of the Week after being credited with five tackles, an interception, one pass defended, a fumble recovery and a forced fumble in Tampa Bay's victory over New Orleans (11/24).

**1995:** Lynch, despite being slowed by various injuries, still enjoyed a decent season. He played in nine games with six starts at SS and ranked ninth on team with 47 tackles and second with three interceptions. In a win over Cincinnati (10/8), he made his first-career interception, which set up the game-tying field goal. Lynch had his finest game of season in a 20-17 overtime victory over the Vikings (10/15), making 11 tackles plus pair of interceptions off QB Warren Moon. He re-injured a knee in the Green Bay contest, was diagnosed with a torn posterior cruciate ligament and was subsequently placed on injured reserve (12/12) missing the final two games.

**1994:** Lynch appeared in all 16 games as reserve safety and special teamer, ending the year with 15 tackles (11 solo) while also ranking second on club with eight special teams stops. He posted a season-best four solo tackles plus a special teams hit at Detroit (11/13), and returned a blocked field goal attempt 27 yards to set up the clinching touchdown in a victory over the Rams (12/11).

**1993:** Lynch, as a rookie, saw action in 15 games with four starts. He finished with 13 tackles plus six stops on special teams, two passes defended and a forced fumble. In his first NFL regular-season game against Kansas City (9/5), Lynch had two tackles, and in the Bucs' 27-10 triumph over Detroit (10/3), he started as an extra linebacker and notched four tackles and pair of pass breakups. Lynch started back-to-back games at strong safety against the 49ers (11/14) and Vikings (11/21), posting a season-best seven tackles vs. the 49ers. He was drafted by the Buccaneers in third round (82nd overall) in 1993.

**COLLEGE:** Lynch played four seasons at Stanford, including two at quarterback and two at safety. He also played three years of baseball as an outfielder and pitcher. As a defensive back, Lynch had 95 tackles (50 solo), four interceptions, two forced fumbles, a fumble recovery and one sack. After his senior year, he was named *Football News* second-team All-America and first-team All-Pac-10 as well as earning berths in the Hula Bowl and Japan Bowl. He led the team with 76 tackles (37 solo) to go along with four interceptions and a pair of forced fumbles. Lynch was the Pac-10 Defensive Player of the Week in a 33-16 victory over Notre Dame, making nine tackles, an interception and a key forced fumble on Jerome Bettis.

**PERSONAL:** Lynch attended Torrey Pines High School in Del Mar, Calif., lettering in football (two-year captain) and baseball, where he was an All-West and all-academic selection in football. In addition to being considered one of the best players in the NFL on the field, Lynch is widely considered one of the humanitarians around league circles. Among his noted charitable contributions, Lynch and his wife, Linda, formed the John Lynch Foundation in 2000 with a mission to develop quality young leaders through its community programs. Those programs included the "John Lynch Star of the Month," a student-athlete recognition program; the "Lynch Family Legacy Scholarships," which provide financial assistance to Pinellas and Hillsborough County high school student-athletes who exemplify excellence in academics, community service and athletics; the "John Lynch Salutes the Stars" program, a community event where the area's brightest student-athletes came together to be honored; and the "Lynch's Safety Zone" program, which provided 24 tickets per game to Boys & Girls Club members of Tampa Bay who met educational goals. Additionally, Lynch was named to The *Sporting News*' 2003 NFL's 100 Best Players List and was named one of the "Good Guys in Sports" by The *Sporting News* in 2003 and 2000. He also participated in his "Tackles for Tampa Bay" program in which he donated \$100 per tackle, \$500 per interception and \$1,000 per sack he registered to the John Lynch Foundation. In 2002, he



was presented with The Byron "Whizzer" White Award, which is given annually to the player who serves his team, community and country in the spirit of Byron Raymond White, and received a Leadership Excellence Award from legendary coach Don Shula that same year. In 2001, he was selected by the Buccaneers as their recipient for the Ed Block Courage Award, an honor given to the player who best exemplifies commitment to the principles of sportsmanship and courage. He teamed with brother-in-law John Allred to raise nearly one million dollars in the last five years through annual John Lynch/John Allred Celebrity Golf Tournaments which has resulted in a new Boys & Girls Club branch in their hometown. Lynch's brother, Ryan, has played minor league baseball with the Twins, Padres and Orioles organizations for five seasons as a left-handed pitcher. His father, John, played linebacker for the Pittsburgh Steelers. He and Linda split the offseason between Tampa and Del Mar, Calif., with their son, Jake, and daughters, Lindsay and Lillian. Linda competed in tennis at USC and was on the pro tour for two years. John Terrence Lynch was born Sept. 25, 1971, in Hinsdale, Ill.


#### LYNCH'S REGULAR SEASON RECORD

Year	Club	G	S	UT	A	TT	S-Yds.	I-Yds.	PD	FF	FR	TD-Int.	TD-FR	S	Pts.
1993	Tampa Bay	15	4	8	5	13	0-0	0-0	2	1	0	0	0	0	0
1994	Tampa Bay	16	0	11	4	15	0-0	0-0	0	0	0	0	0	0	0
1995	Tampa Bay	9	6	37	10	47	0-0	3-3	5	0	0	0	0	0	0
1996	Tampa Bay	16	14	74	29	103	1-5	3-26	9	1	1	0	0	0	0
1997	Tampa Bay	16	16	75	79	154	0-0	2-28	4	1	2	0	0	0	0
1998	Tampa Bay	15	15	55	52	107	2-26	2-29	6	2	1	0	0	0	0
1999	Tampa Bay	16	16	68	60	128	0.5-1	2-32	14	1	0	0	0	0	0
2000	Tampa Bay	16	16	66	44	110	1-3	3-43	7	0	2	0	0	0	0
2001	Tampa Bay	16	16	70	35	105	1-0	3-21	8	1	1	0	0	0	0
2002	Tampa Bay	15	15	50	46	96	0-0	3-0	12	0	0	0	0	0	0
2003	Tampa Bay	14	14	60	35	95	0.5-5	2-18	7	0	0	0	0	0	0
<b>CAREER TOTALS</b>		<b>164</b>	<b>132</b>	<b>574</b>	<b>399</b>	<b>973</b>	<b>6-40</b>	<b>23-200</b>	<b>74</b>	<b>7</b>	<b>7</b>	<b>0</b>	<b>0</b>	<b>0</b>	<b>0</b>

**ADDITIONAL STATISTICS:** Special teams tackles — 1993 (6), 1994 (8), 1995 (2), 1996 (3), 1997 (3), 2001 (1), TOTAL (23).

#### LYNCH'S POSTSEASON RECORD

Year	Club	G	S	UT	A	TT	S-Yds.	I-Yds.	PD	FF	FR	TD-Int.	TD-FR	S	Pts.
1997	Tampa Bay	2	2	9	2	11	0-0	0-0	2	0	0	0	0	0	0
1999	Tampa Bay	2	2	9	2	11	0-0	1-0	3	0	0	0	0	0	0
2000	Tampa Bay	1	1	4	5	9	0-0	0-0	1	0	0	0	0	0	0
2001	Tampa Bay	1	1	3	2	5	0-0	0-0	0	0	0	0	0	0	0
2002	Tampa Bay	3	3	9	1	10	0-0	0-0	2	0	0	0	0	0	0
<b>CAREER TOTALS</b>		<b>9</b>	<b>9</b>	<b>34</b>	<b>12</b>	<b>46</b>	<b>0-0</b>	<b>1-0</b>	<b>8</b>	<b>0</b>	<b>0</b>	<b>0</b>	<b>0</b>	<b>0</b>	<b>0</b>



### ADRIAN MADISE

5-11 • 215 • 2ND YR. • TCU

**BORN:** March 23, 1980, in Lancaster, Texas

**HIGH SCHOOL:** Lancaster High School, Lancaster, Texas

**ACQUIRED:** Draft #5b (158th overall), 2003

**PRO YEAR:** 2nd • **YEAR WITH BRONCOS:** 2nd

**NFL GAMES PLAYED/STARTED:** 11/0 • **POSTSEASON:** 1/0

82

WIDE RECEIVER

Adrian Madise's speed and explosiveness makes him a dangerous weapon as both a kick-off returner and wide receiver entering his second year with the Broncos. During his rookie year in 2003, he returned five kickoffs for 137 yards (27.4) in 11 games played. Most of the return yardage came in an outstanding performance in Denver's final regular-season game at Green Bay when he returned four kickoffs for 121 yards, including one for 83 yards. The return marked the fourth-longest non-scoring kickoff return in franchise history and the longest kickoff return by a member of the Broncos since 2000. He joined the Broncos after an outstanding collegiate career at TCU, where he recorded 82 catches for 1,343 yards (16.4 avg) and seven touchdowns in 22 career games. Madise, who attended Middle Georgia Junior College before beginning his Division I-A career, led TCU in receiving during both of his seasons with the team and was named its most valuable player in 2001. Madise entered the NFL as the Broncos' fifth round (158th overall) choice in the 2003 NFL Draft.

**2003:** Madise saw action in 11 games, was inactive for four (at Cin., 9/7, at S.D., 9/14, at K.C., 10/5 and vs. Pit., 10/19) and was active but did not play once (vs. Chi., 11/23). He caught two passes for 10 yds. (5.0) and rushed once for 10 yds. Madise saw action from scrimmage in the Oak. game (9/22), his first NFL contest, and played again on special teams the next week vs. Det. (9/28). In Wk. 7 at Min. (10/19), Madise caught his first career pass for 5 yds. from Danny Kanell on the Broncos' final possession of the game. He also made his first career special teams tackle at Min. Against S.D. (11/16), Madise got his first career rush for a 10-yd. gain on an end-around. At Ind. (12/21), he returned his first career kickoff for 16 yds. Madise caught one pass for 5 yds. at G.B. (12/28) and returned a career-high four kickoffs for 121 return yds., including a career long of 83 yds. The 83-yd. return was the fourth-longest non-scoring kickoff return in franchise history, and the longest kickoff return by a Bronco since Deltha O'Neal's 87-yd. touchdown return vs. N.E. (10/1/00). Madise saw action on special teams in the Broncos' AFC Wild Card game at Ind. (1/4) and made one tackle.

**COLLEGE:** A two-year letterwinner at TCU, Madise made 82 catches for 1,343 yards (16.4 avg) and seven touchdowns in 22 games for the Horned Frogs. He played in 11 games, starting 10 at wide receiver as a senior and led the team with 32 receptions for 524 yards (16.4 avg) and two scores. The touchdowns came against Army, where he had three catches for 77 yards, and against Louisville, on a 20-yard pass. As a junior, Madise—despite not joining the team until August—earned the Rogers Trophy as the team's Most Valuable Player. He started the final eight games, leading the team with 50 receptions (sixth best season total in school history) for 819 yards and five touchdowns. Madise finished his sophomore season at Middle Georgia Junior College by catching five passes, of which four went for touchdowns. He played primarily on special teams at Middle Georgia Junior College, where he returned two kickoffs for touchdowns and blocked three punts as a freshman.

**PERSONAL:** Madise attended Lancaster (Texas) High School, where he lettered twice in football and three times in track. Born Adrian James Madise on March 23, 1980, he is the son of Andrea and Martin Madise. He resides in Lancaster, Texas.

#### MADISE'S REGULAR SEASON RECORD


Year	Club	G	S	RECEIVING				SCORING						
				No.	Yds.	Avg.	LG	TD	TD	TDr	TDp	TDrt	2pt.	Pts.
2003	Denver	11	0	2	10	5.0	5	0	0	0	0	0	0	0

**ADDITIONAL STATISTICS:** Special Teams Tackles: 2003 (1). Madise had 1 rush for 10 yards vs. San Diego (11/16). Returned five kickoffs for 137 yds. (27.4) with a long of 83 (at Green Bay, 12/28/03). Returned one kickoff for 16 yds. at Ind. (12/21/03) and returned four kicks for 121 yds. (30.3) with a long of 83 at Green Bay (12/28/03).

#### MADISE'S POSTSEASON RECORD

Year	Club	G	S	No.	Yds.	Avg.	LG	TD	SCORING					
									TD	TDr	TDp	TDrt	2pt.	Pts.
2003	Denver	1	0	0	0	0.0	—	0	0	0	0	0	0	0

**ADDITIONAL STATISTICS:** Special Teams Tackles: 2003 (1).



### BRYANT MCNEAL

6-4 • 248 • 2ND YR. • CLEMSON

**BORN:** July 13, 1979, in Swansea, S.C.

**HIGH SCHOOL:** Swansea High School, Swansea, S.C.

**ACQUIRED:** Draft #4c (128th overall), 2003

**PRO YEAR:** 2nd • **YEAR WITH BRONCOS:** 2nd

**NFL GAMES PLAYED/STARTED:** 0/0

91

DEFENSIVE END

Although an injury kept Bryant McNeal off the field in 2003, the second-year defensive tackle will have an opportunity in 2004 to display the ability that the Broncos saw when they drafted him in the fourth round last year. Inactive for the first seven games in 2003, McNeal was placed on injured reserve Oct. 22, 2003, after suffering a back injury. This season, he adds depth and size to the Broncos' defensive line. McNeal joined the Broncos out of Clemson, where he excelled during his two years as a starter and developed into one of the best pass rushers in college football. He posted impressive college totals in 48 career games (25 starts), including 156 tackles (89 solo), 21 sacks (-147) and 46 quarterback pressures. He showed a knack for causing turnovers at Clemson, demonstrated by his five



forced fumbles and two fumble recoveries. He manned the interior of the Tigers' defensive line with tackle Nick Eason, whom Denver also selected in the fourth round of the 2003 NFL Draft. McNeal was the Broncos' third of three fourth-round (128th overall) choices in the 2003 NFL Draft.

**2003:** McNeal was declared inactive for the first seven games before being placed on injured reserve Oct. 22 with a lower back injury.

**COLLEGE:** A two-year starter at Clemson, McNeal recorded 156 tackles (89 solo), 21 sacks (-147 yards), 46 quarterback pressures, five forced fumbles and two fumble recoveries in 48 career games (25 starts). As a senior, McNeal was an All-Atlantic Coast Conference second-team selection after he recorded a career-high 64 tackles (40 solo) and led the team with eight sacks for minus 56 yards. He added 14 quarterback pressures, three deflected passes and a fumble recovery. McNeal earned the Solid Rock Award, given to the team's most consistent down lineman, after finishing third in the Atlantic Coast Conference with eight sacks (-51 yards) and tying for second in caused fumbles with four, and ninth in stops for losses with 12 for minus 61 yards. He added 18 quarterback pressures and a pass deflection, and also recovered a fumble. In his sophomore year, McNeal played in every game, recording 23 tackles (10 solo) with two sacks for minus 13 yards and three stops for losses of 14 yards. He was credited with six quarterback pressures and caused a fumble. McNeal was named the team's Defensive Rookie of the Year and played in every game as a reserve defensive end, recording 15 tackles (9 solo) with three sacks for minus 27 yards and six stops for losses of 40 yards. He also was credited with eight quarterback pressures. McNeal redshirted as a freshman.

**PERSONAL:** McNeal attended Swansea (S.C.) High School and was a Class 2A All-State and All-Region selection both his senior and junior seasons. In addition to playing in the North-South All Star game, he was the region Defensive Player of the Year. An All-Area Lineman of the Year, McNeal was voted the team's Defensive Player of the Year. McNeal was a *High School Sports Report* Top 100 selection, a *Super Prep* honorable mention All-American and a *PrepStar* All-American defensive lineman. He also was a three-year letterman in basketball and a one-year letterman in track, and was voted the basketball squad's MVP in his senior season. As an all-area selection in basketball his senior season, he averaged 12 points and 10 rebounds a game. McNeal was a Parks, Recreation and Tourism Management major at Clemson and comes from a large family (6 brothers and five sisters). Born Bryant Ashley McNeal on July 13, 1979, he resides in Swansea, S.C.

#### MCNEAL'S REGULAR SEASON RECORD

Year	Club	G	S	UT	A	TT	S-Yds.	I-Yds.	PD	FF	FR	TD-Int.	TD-FR	S	Pts.
2003	Denver														

INJURED RESERVE (LOWER BACK, PLACED 10/22/03)



#### WILLIE MIDDLEBROOKS

6-1 • 200 • 4TH YR. • MINNESOTA

**BORN:** Feb. 12, 1979, in Miami, Fla.

**HIGH SCHOOL:** Homestead High School, Homestead, Fla.

**ACQUIRED:** Draft #1 (24th overall), 2001

**PRO YEAR:** 4th • **YEAR WITH BRONCOS:** 4th

**NFL GAMES PLAYED/STARTED:** 39/0 • **POSTSEASON:** 1/0

23

CORNERBACK

Willie Middlebrooks has emerged as one of the Broncos' top special teams players during his three seasons with the club and will challenge for increased playing time at cornerback this year. Middlebrooks' 16 special teams tackles last season were good for second on the team, and he performed that role in every regular-season game. His play on special teams last year follows up an impressive 2002 campaign on the unit, in which he led the team with 16 tackles in 15 games played. Middlebrooks, whom the Broncos drafted in the first round (24th overall) of the 2001 NFL Draft, was a highly regarded corner coming out of Minnesota, but injuries slowed him down as a rookie. He played in only eight games that season as a result of bone spurs and calcium deposits in his ankle. At Minnesota, he was a three-year starter and first-team All-Big Ten selection as a junior in 2000, his final season before turning pro. For his college career, Middlebrooks collected 127 tackles (112 solo) and recorded four interceptions in 30 games (26 starts).

**2003:** Middlebrooks played on special teams in all 16 games and ranked second on the team with 16 tackles, including two each at S.D. (9/14), vs. Oak (9/22) and vs. Pit. (10/12). In Wk. 4 vs. Det. (9/28) and Wk. 7 at Min. (10/19), he served as special teams captain. Middlebrooks recorded another special teams tackle in Wk. 8 at Balt. (10/26) and, a week later, recorded a season-high three special teams stops vs. N.E. (11/3). Middlebrooks played his first career snaps from scrimmage vs. S.D. (11/16) and posted two solo tackles while adding one more on special teams. He saw playing time on the defensive side of the ball again vs. Chi. (11/23) but made no tackles. At Oak. (11/30), Middlebrooks made one special teams tackles while also registering his first career pass breakup on defense. He added a special teams tackle vs. K.C. (12/7). In the final game of the regular season at G.B. (12/28), Middlebrooks saw extensive action on the defensive side of the ball and recorded one solo tackle. Middlebrooks saw action on special teams and on defense in the Broncos' AFC Wild Card Game at Ind. (1/4) and made one solo tackle from scrimmage.

**2002:** Middlebrooks played on special teams in 15 games and led the Broncos with 16 special teams tackles. He posted a season-high three special teams stops at Balt. (9/30) and added two more vs. Mia. (10/13) and at Sea. (11/17). Middlebrooks was declared inactive for the San Diego game (12/1).

**2001:** Middlebrooks played in eight games on special teams. He saw action in the first four games, was declared inactive for seven of the next eight and then played in each of the final four games: vs. Sea., 12/9; at K.C., 12/16; vs. Oak., 12/30 and at Ind. (1/6). He was active but did not play at S.D. (10/21).

**COLLEGE:** Middlebrooks was a three-year starter and first-team All-Big Ten selection in 2000 at Minnesota. He entered the NFL Draft after his junior season, having played in 30 games (26 starts) and tallied 127 tackles (112 solo), four interceptions (55 ret. yds.; 1 TD), 30 passes defended and one fumble recovery. He missed the final portion of his last season because of a broken left fibula suffered in the eighth game. Middlebrooks was voted second-team All-Big Ten as a sophomore and redshirted in 1997. He was an inter-college programs major.

**PERSONAL:** Middlebrooks was the District 16-6A Most Valuable Player and named to the All-Dade County team and first-team Class 6A all-state team as a senior cornerback at Homestead (Fla.) High School. He recorded 97 tackles with three interceptions and recovered three fumbles. One of his prep highlights was an interception to clinch a win vs. South Dade during his junior year. Middlebrooks was a three-year letterwinner on the gridiron and was an honorable mention all-state performer in track. Willie Frank Middlebrooks was born Feb. 12, 1979, in Miami.

#### MIDDLEBROOKS' REGULAR SEASON RECORD

Year	Club	G	S	UT	A	TT	S-Yds.	I-Yds.	PD	FF	FR	TD-Int.	TD-FR	S	Pts.
2001	Denver	8	0	0	0	0	0-0	0-0	0	0	0	0	0	0	0
2002	Denver	15	0	0	0	0	0-0	0-0	0	0	0	0	0	0	0
2003	Denver	16	0	3	0	3	0-0	0-0	1	0	0	0	0	0	0
CAREER TOTALS		23	0	3	0	3	0-0	0-0	1	0	0	0	0	0	0

**ADDITIONAL STATISTICS:** Special teams tackles — 2002 (16), 2003 (16), TOTAL (32).


#### MIDDLEBROOKS' POSTSEASON RECORD

Year	Club	G	S	UT	A	TT	S-Yds.	I-Yds.	PD	FF	FR	TD-Int.	TD-FR	S	Pts.
2003	Denver	1	0	1	0	1	0-0	0-0	0	0	0	0	0	0	0

#### PILING UP THE POINTS

Through the 2003 season, the Broncos have scored 14,153 points in 44 seasons of play and 660 regular season games (322 per season; 21.4 per game). The 10,000th point in franchise history was scored Oct. 31, 1993, by running back Robert Delpino when he plunged into the end zone from one yard out in the third quarter of Denver's 28-17 win over Seattle. The total was at 9,997 points before the touchdown. At Denver's current seasonal pace, the club will score its 15,000th point sometime during the 2007 season. The 13,000th point was scored in 2000 and the 14,000th point was scored in 2003.





## CLINT MITCHELL

6-6 • 257 • 2ND YR. • FLORIDA

**BORN:** Sept. 21, 1980, in Austin, Texas

**HIGH SCHOOL:** Countryside High School, Clearwater, Fla.

**ACQUIRED:** Draft #7a (227th overall), 2003

**PRO YEAR:** 2nd • **YEAR WITH BRONCOS:** 2nd

**NFL GAMES PLAYED/STARTED:** 0/0

95

DEFENSIVE END

Clint Mitchell returns for his second year with the Broncos after spending his rookie campaign on injured reserve following a right thumb injury in training camp last season. An extremely quick player with an explosive initial burst, Mitchell looks to come back and compete for a spot at defensive end. He gained valuable experience on the field this past offseason after starting on the defensive line for the Amsterdam Admirals in NFL Europe. One of the top defensive linemen in college football, he started 20 of 26 games during his career at Florida, finishing with 118 tackles (76 solo), six sacks for minus 34 yards and 17 stops for losses of 55 yards. Add to that 38 quarterback pressures, two fumble recoveries, two forced fumbles, two pass deflections and a blocked kick, and it is no secret why he was considered one of the nation's top defensive linemen. Mitchell was the Broncos' first of two seventh-round (227th overall) selections in the 2003 NFL Draft, entering the draft after his junior year.

**2003:** Mitchell spent the season on injured reserve, suffering a right thumb injury in training camp.

**COLLEGE:** Mitchell started 20-of-26 games during his career at Florida, finishing with 118 tackles (76 solo), six sacks for minus 34 yards and 17 stops for losses of 55 yards. Add to that 38 quarterback pressures, two fumble recoveries, two forced fumbles, two pass deflections and a blocked kick, and it is no secret why he was considered one of the nation's top defensive linemen. As a junior, he started the final 11 games at weakside defensive end and recorded a career-high 75 tackles (48 solo) with 1.5 sacks for minus 6 yards and 10 stops for losses of 25 yards. He was credited with 20 quarterback pressures, caused and recovered a fumble and also batted away one pass while leading Florida's down linemen by participating in 645 plays. He registered eight tackles and two stops behind the line of scrimmage against Ohio, and vs. Tennessee, totaled five tackles (4 solo) and caused a fumble that he recovered and advanced 10 yards. Mitchell only appeared in two games his sophomore year, finishing the year with four tackles, four quarterback pressures, a fumble recovery and a blocked kick. His best game defensively came against Vanderbilt as he collected three tackles with three pressures, a 3-yard sack, a fumble recovery and a blocked kick. Mitchell was a freshman All-American second-team selection by *The Sporting News*, and an All-Southeastern Conference Freshman Team pick by *The Knoxville News-Sentinel* and the conference's coaches. He played in every game, starting against Mississippi State, LSU, Auburn, Georgia, Vanderbilt, South Carolina, Florida State and in the SEC Championship game vs. Auburn at left defensive end. On the season, Mitchell recorded 39 tackles (27 solo) with 3.5 sacks for minus 25 yards and six stops for losses of 27 yards. He also caused one fumble and deflected one pass, plus was credited with 14 quarterback pressures. Mitchell redshirted as a freshman, performing on the scout team.

**PERSONAL:** Mitchell attended Countryside (Clearwater, Fla.) High School, where he was one of the state's elite defensive linemen in 1998 and was named to the *National Bluechips* All-American team. He was also named to *Super Prep's* All-American team, and that publication ranked him among the nation's top 25 defensive linemen. Among Mitchell's other accolades were earning a spot on *Prep Star's* All-American team, honorable mention All-American honors by *USA Today* and a first-team All-State (5A) pick. He was credited with 122 tackles (64 solo) in 1998 with 10.5 quarterback sacks and was named his area's Defensive Player of the Year. Born Clint Edward Mitchell on Sept. 21, 1980, in Austin, Texas, he resides in Clearwater, Fla. His brother, Jeff, was a All-American center on Florida's 1996 national championship team and was the starting center for the Baltimore Ravens in Super Bowl XXXIV. He is now with the Carolina Panthers.

### MITCHELL'S REGULAR SEASON RECORD

Year	Club	G	S	UT	A	TT	S-Yds.	I-Yds.	PD	FF	FR	TD-Int.	TD-FR	S	Pts.
2003	Denver														

INJURED RESERVE (RIGHT THUMB)



## JOHN MOBLEY

6-1 • 236 • 9TH YR. • KUTZTOWN

**BORN:** Oct. 10, 1973, in Chester, Pa.

**HIGH SCHOOL:** Chichester High School, Chester, Pa.

**ACQUIRED:** Draft #1 (15th overall), 1996

**PRO YEAR:** 9th • **YEAR WITH BRONCOS:** 9th

**NFL GAMES PLAYED/STARTED:** 105/102 • **POSTSEASON:** 9/9

51

LINEBACKER

John Mobley looks to resume his distinguished career this year after a severe neck injury ended his 2003 season. One of Denver's most consistent players since joining the Broncos in 1996, Mobley suffered a spinal cord contusion at Baltimore (10/26) and was placed on injured reserve Nov. 6. At the time of the injury, he was on his way to another strong season, ranking fourth on the team with 46 tackles (32 solo) in eight games (7 starts). He provided stability to the linebacking unit when he switched from strong-side linebacker, which he played in weeks 1-6, to weakside after Ian Gold's season-ending ACL (knee) injury. Mobley proved apt to make the adjustment due in large part to his familiarity with the position he had played from 1996-2001. Switching to the strongside for the first time in 2002, his play continued to impress as he picked up 142 tackles (106 solo), one sack, seven passes defended and two fumble recoveries that year. Mobley's finest season may have come in 1997 when he started all 16 games and collected 162 tackles (112 solo) along with four sacks (-23 yds). For his career, Mobley played in 105 games (102 starts) and recorded 854 tackles (625), 10.5 sacks (-63 yds) and five interceptions (45 yds). He was recognized as a first-team All-NFL selection by the Associated Press, *The Sporting News*, *Pro Football Weekly* and *Football Digest* while earning second-team honors from *Collegiate & Pro Football Newsweekly*. He boasts one AFC Defensive Player of the Week award on his résumé, winning the honor in Week Six of the 1997 season. Before joining the Broncos, Mobley had an illustrious career at Division II Kutztown (Pa.). A two-time All-American, he was named Division II Player of the Year as a senior by *The Poor Man's Guide to the NFL Draft*. Additionally, he was named to the NCAA Division II Football Team of the Quarter Century (1973-1997) in 1998, joining the likes of Pro Football Hall of Famer Walter Payton and All-Pro performers Brent Jones, John Randle, Darrell Green and Greg Lloyd, and was added to his high school's Wall of Fame (Chichester HS/Chester, Pa.) in 2001. Mobley was the Broncos' first-round draft choice (No. 15 overall) in the 1996 NFL Draft.

**2003:** Mobley played in eight games and started seven, ranking fourth on the team with 46 tackles (32 solo) and three pass deflections before being placed on injured reserve (neck) Nov. 6. He handled the strongside linebacker position for the Broncos in Wks. 1-6 before moving to weakside (his position from 1996-2001) in the wake of Ian Gold's season-ending ACL injury. Mobley did not register a start vs. Oak. (9/22) because the Broncos opened the game defensively in a nickel package, and he was inactive vs. N.E. (11/3) after suffering a spinal cord contusion the week before at Balt. (10/26). In the opener at Cin. (9/7), Mobley tallied a season-high seven solo tackles. His first pass deflection came in Wk. 2 at S.D. (9/14). In Wk. 5 at K.C. (10/5), he registered a season-high eight tackles (5 solo) and a pass deflection. Mobley made his 100th career start in Wk. 6 vs. Pit. (10/12) and recorded eight tackles (7 solo) and a pass deflection. He recorded his third-consecutive eight-tackle performance (5 solo) in Wk. 7 at Min. (10/19) as he made his first start at weakside linebacker since 2001, switching sides to replace the injured Gold (ACL; IR). In Wk. 8 at Balt. (10/26), Mobley started at weakside linebacker and registered four tackles (2 solo) before leaving the game with 1:37 remaining in the second quarter because of a spinal cord contusion. The injury occurred as he and Kelly Herndon tackled Ravens running back Jamal Lewis. Mobley was taken to the Shock Trauma Center at the University of Maryland Medical Center, where he underwent an evaluation and a series of tests, the results of which were normal. He was held overnight because of bruising and swelling around the spinal cord, and returned to Denver the next day. Mobley was declared inactive the next week vs. N.E. (11/3).

**2002:** Mobley—voted defensive captain by his teammates—started all 16 games at strongside linebacker and ranked third on the team in tackles with 142 (106 solo), including one sack (-9), as well as seven passes defended, two fumble recoveries and a forced fumble. He also made four special teams tackles. Mobley posted more than 130 tackles for the third year in a row and fifth time in the last six years with the only exception being his 1999 season that was limited to two games because of a knee

### 51's TROPHY CASE

All-Pro (1st Team) .....1997



injury. Mobley's forced fumble came vs. K.C. (12/15) when he hit Chiefs running back Tony Richardson and knocked the ball loose though it was recovered by the K.C. defense. Mobley matched his season high with two passes defended at Sea. (11/17). He recorded his first pass defended against Mia. (10/13) and added two more a week later at K.C. (10/20). He recovered a Jamal Lewis fumble in the 4th qtr. at Balt. (9/30) to set up a Broncos touchdown. Mobley posted eight tackles (4 solo) vs. Buf. (9/22) and recorded his only sack of the season (-9 yds). He led the team with a season-high 12 stops (10 solo) in Wk. 2 at S.F. (9/15) after tying for the team lead with 12 (9 solo) in the opener vs. St. Louis (9/8). Mobley's first fumble recovery came at S.F. (9/15) after Jeff Garcia lost the ball on a snap from center. He underwent arthroscopic surgery on his right knee Jan. 8, 2003.

**2001:** Mobley started all 16 games at weakside linebacker and led the team in tackles for the fourth time in the last five years (also 1997-98, 2000) with 133 (101 solo), including one sack (-6) while also adding an interception, three passes defended, two forced fumbles and three fumble recoveries. He also made four tackles on special teams. Mobley and Al Wilson were voted defensive captains for the second half of the season, joining Bill Romanowski. For the fourth time in as many weeks, Mobley led the team in tackles in the season finale at Ind. (1/6) with a season best 13 (12 solo). A week earlier vs. Oak. (12/30), he tied with Eric Brown for game honors with 10 stops (7 solo), following an 11-tackle effort (7 solo) at K.C. (12/16). Mobley registered a team-high nine tackles vs. Sea. (12/9) while also making one on special teams. He recorded eight tackles (4 solo) at Mia. (12/2) and forced a fumble in the 2nd qtr. by Dolphins running back Lamar Smith that was recovered by Eric Brown. Mobley posted five solo tackles at Dal. (11/22), with two for losses and also recovered a fumble that he returned 8 yds. to the Cowboys' 4-yd. line to set up a Broncos touchdown. Mobley registered his only sack of the season vs. Wash. (11/18), taking down Kent Graham on a third-and-9 play for a 6-yd. loss. He also posted six tackles in the game and recovered his second fumble of the season. Mobley added to the Broncos' momentum vs. S.D. (11/11) with a 17-yd. interception deep in Chargers territory that set up a touchdown to lead the Broncos into the half with a 20-0 lead. He also registered four solo tackles, one for a loss. Mobley landed six tackles at Oak. (11/5), raising his career total to 600, while knocking down his third pass in as many weeks. He led the team in tackles with 11 vs. N.E. (10/28), while knocking down one pass. At S.D. (10/21) Mobley posted a then-season-high 12 tackles (10 solo), caused one fumble and had one pass break-up. At Sea. (10/14), Mobley posted eight tackles and recovered a fumble inside the Broncos 10-yd. line to thwart a Seahawks scoring opportunity. He made eight stops (6 solo) at Ariz. (9/23) after opening the season vs. the Giants (9/10) with a team-high nine tackles (7 solo).

**2000:** Mobley played in 15 games and started 14 at weakside linebacker, leading the team in tackles with 133 (92 solo), including two sacks (-16), while also adding two forced fumbles, an interception and a team-leading 10 passes defended. He also had two tackles on special teams. Mobley posted a career-high 16 tackles at K.C. (12/17), and forced a fumble. His previous best was 15 tackles, accomplished twice in 1997 (9/21 vs. Cin., and Oct. 6 vs. N.E.). Mobley did not start but saw significant action at N.O. (12/3) just six days after having surgery on his right thumb. Glenn Cadrez started in his place as Mobley played with a large cast on his hand and still managed to post five solo tackles. Mobley's first sack came at Sea. (11/26) on Brock Huard (-5) in the game in which he fractured his thumb. He underwent surgery Nov. 27 to insert a pin in the thumb. His second sack came in the finale vs. S.F. (12/23) when he dropped Jeff Garcia for an 11-yd. loss. Mobley posted a then-season-high 14 tackles vs. N.E. (10/1), a week after posting his previous high of 12 tackles vs. K.C. (9/24). His interception came at Oak. (9/17) on the Raiders' initial possession of the second half with the score tied 24-24. Mobley intercepted the ball in the end zone and turned the momentum for the Broncos as the defense shut out the Raiders in the second half. He started his first game in nearly a year in Week 2 vs. Atlanta (9/10) and led the team with 10 tackles (6 solo) and two passes defended. Mobley was declared inactive (Mon.) for Denver's Week 1 clash at St. Louis (9/4) as he continued to recover from arthroscopic knee surgery (right). Mobley began training camp on schedule with the club after season-ending knee surgery in 1999 but underwent arthroscopic surgery on his right knee Aug. 4 and missed all four pre-season games. Mobley started at weakside linebacker in the AFC Wild Card Game at Balt. (12/31) and posted six solo tackles.

**1999:** Mobley was placed on injured reserve Sept. 22 after suffering a season-ending tear of his right anterior cruciate ligament in the 1st qtr. of Denver's Week 2 loss at K.C. (9/19). He underwent surgery Sept. 28. Mobley started at weakside linebacker in each of the first two games and posted 13 tackles (10 solo) with one pass defended. He led the team in the opener with 11 stops (9 solo).

**1998:** Mobley started at weakside linebacker in 15 of the 16 games and led the team for the second consecutive year with 132 tackles (105 solo), including one sack (-7), two forced fumbles, one fumble recovery, one interception and a career best 13 passes defended, third most on the team. The sack came at Oakland (9/20) in the fourth quarter. He has also recorded six tackles on special teams (high of 2 at Miami, 12/21 and vs. Phila., 10/4). Mobley recorded double-figure tackle totals in back-to-back games early in the season ( 11 vs. Dallas, 9/13; and 10 at Oakland, 9/20), and strung together three

more later in the season (12 vs. S.D., 11/8; 10 at K.C., 11/16 and 12 vs. Oak., 11/22). Overall, he posted no fewer than five tackles in every game of the season. Mobley strained his right hamstring in practice Sept. 24 but was able to start at Washington three days later. His only non-start came at Seattle (10/11) when the Seahawks opened the game in a three-wide receiver alignment. Mobley recorded seven tackles (5 solo) at Cincinnati (11/1) to go along with a forced fumble and a career-high four passes defended. He stepped up big and stripped Bengals RB Corey Dillon of the ball at the Broncos' 3-yd. line late in the 1st qtr. as Bill Romanowski fell on the fumble to squelch a potential Cincinnati scoring drive. Mobley posted a season-high 12 tackles the next week vs. San Diego (11/8), including 10 solo stops, and tied his season high vs. Oakland (11/22), including 9 solo stops. His third career interception came at San Diego (11/29) on an errant Craig Whelihan pass late in the first half. Mobley's fumble recovery came at the Giants (12/13) in the 4th qtr. after WR Ike Hilliard lost control of the football. He missed the preseason finale (at Tenn., 8/29) to rest a hyperextended left knee, injured vs. Green Bay (8/24). Mobley started at weakside linebacker in all three postseason games and tied for fourth on the team with 14 tackles (10 solo), including one sack (-6), as well as two passes defended and a fumble recovery. In the AFC Divisional Playoff Game vs. Miami (1/9), he made two solo tackles with one pass defended. He contributed nine tackles (7 solo) in the AFC Championship Game vs. the Jets (1/17), along with a pass defended and his one fumble recovery, which came after Bill Romanowski knocked the ball out of Keith Byars' hands at the Broncos' 13-yd. line. Mobley's first career postseason sack came in Super Bowl XXXIII vs. Atlanta, among three total tackles (1 solo). The sack of Chris Chandler came midway through the 3rd qtr. for a 6-yd. loss.

**1997:** Mobley—named first-team All-NFL by the Associated Press, *The Sporting News*, *Pro Football Weekly* and *Football Digest*, and second-team by *College & Pro Football Newsweekly*—started all 16 games at weakside linebacker and continued to blossom in his second NFL season, putting together a performance as outstanding as that of any other linebacker in the NFL. He led the team with 162 tackles (113 solo), including four sacks (-23), one interception that he returned for a touchdown (13 yds.), three forced fumbles, one fumble recovery and eight pass breakups, while also adding seven tackles on special teams. He posted double-figures in tackles a remarkable nine times in 16 games. In the regular season opener vs. Kansas City, Mobley led the team with nine tackles (6 solo) in Denver's 19-3 victory. The game held extra significance for Mobley, as his father, Lee, watched him play in person for the first time since his sophomore year in high school (1990). Lee has been in a nursing home for seven years since suffering a stroke. The following week at Seattle (9/7), he made five tackles (3 solo) and one pass defended in Denver's 35-14 win. The next week vs. St. Louis (9/14), he recorded his first sack of the year (-4), among seven tackles (5 solo) he made on the day. In Week Three vs. Cincinnati (9/21) Mobley registered a career-high 15 tackles (11 solo) in an outstanding performance that included his second sack of the season (-3) and a pass breakup. On Monday Night Football vs. New England (10/6), he had the best all-around game of his young career, tying a personal best with 15 tackles (12 solo; career high), snaring his second career interception and returning it 13 yards for a touchdown for a 14-0 lead, causing a fumble, breaking up a pass and making a tackle on special teams in Denver's 34-13 victory. His efforts were recognized with AFC Defensive Player of the Week honors from the NFL. He wasted no time making an impact on the game, ending the Patriots game-opening drive at the Broncos' 28-yard line when he knocked the ball loose from Terry Glenn after a 19-yard reception, setting up the Broncos first touchdown. He then scored the second himself when he picked off a Drew Bledsoe pass and waltzed 13 yards into the end zone for his first professional touchdown, igniting a fired-up Mile High Stadium crowd of 75,821. On Nov. 2 vs. Seattle, he posted a team-high 13 tackles (11 solo), while also adding another on special teams in Denver's 30-27 victory. On Nov. 9 vs. Carolina he had another fine all-around day with seven tackles (3 solo), including a sack (-12), and the first fumble recovery of his career. His sack of Kerry Collins came in the first quarter, and early in the second quarter he pounced on a fumble caused by Allen Aldridge, halting a Panthers scoring threat at the Denver 10-yard line. The next Sunday at Kansas City (11/16), he posted his fifth double-figure tackle total of the season, recording 10, including a team-high eight solos in Denver's 24-22 loss. Against Oakland on Monday Night Football (11/24), Mobley had another outstanding performance in prime time, posting 10 tackles (8 solo), including his fourth sack of the year (-4), to go along with two pass breakups. He also forced a fumble by Napoleon Kaufman early in the third quarter after he chased down the speedy Kaufman from behind in the backfield, setting up a recovery by Mike Lodish at the Raiders' 28. The Broncos responded with a field goal to up their lead to 24-3. The next Sunday at San Diego (11/30) he tied for the team-lead with nine tackles (6 solo), while adding a forced fumble and a pass breakup. He posted a team-high 12 tackles (5 solo) with one pass defended at Pittsburgh (12/7), and led the team again the following week at San Francisco on Monday Night Football (12/15) with 10 tackles (8 solo), while also adding one more on special teams. He closed out the regular season vs. San Diego (12/21) by posting a team-high 12 tackles (8 solo) while also adding one more on special teams. In the postseason, Mobley started all four games at weakside linebacker and led the team with 24 tackles (21 solo), in addition to two passes defended and one special teams tackle. In the AFC Wild Card



Playoff vs. Jacksonville (12/27), Mobley started at weakside linebacker and led the team with six tackles (4 solo). In Denver's 14-10 AFC Divisional Playoff at Kansas City (1/4/98), he led the team with seven solo tackles. In the AFC Championship Game at Pittsburgh (1/11) he posted five tackles (4 solo) with one pass defended, and also added one tackle on special teams in Denver's 24-21 victory. In Super Bowl XXXII vs. Green Bay (1/25) Mobley posted six solo tackles with one very huge pass defended in Denver's 31-24 victory. The pass break-up occurred on fourth-and-six from Denver's 31-yard line with 32 seconds remaining. Mobley stepped in front of Brett Favre's aerial that was intended for Mark Chmura and knocked it to the ground to seal Denver's first ever world championship.

**1996:** Mobley turned in an outstanding rookie season, starting all 16 regular season games and the Broncos' one playoff contest at weakside linebacker. He was named to NFL All-Rookie teams selected by *Pro Football Weekly*, *Football News* and *College & Pro Football Newsweekly*, finishing fifth on the team with 93 tackles (67 solo) and 1.5 sacks (-2). Mobley also broke up four passes, intercepted another (at Minnesota, 11/24) and added four tackles on special teams. He registered a season-high 12 tackles (9 solo) at Cincinnati (9/29), including his first career sack as he dropped Bengals quarterback Jeff Blake. He also came up big at New England (11/17), leading the team with eight solo tackles to spearhead a defensive effort that limited the Patriots' rushing attack to 17 yards in a 34-8 win. At Green Bay (12/8), Mobley made seven tackles (3 solo), knocked down two passes and combined with Michael Dean Perry for the Broncos' only sack of Brett Favre. Mobley remained injury-free much of the season, missing significant time only during the San Diego game (10/6) when he strained a groin muscle in the first half. He started his first postseason game against Jacksonville (1/4/97) and came up with eight tackles (6 solo) and one pass defended. Mobley entered training camp second on the depth chart at weakside linebacker but quickly cemented a starting position after producing a 14-tackle performance (12 solo) in the preseason opener at San Francisco (8/3). In that game, Mobley was all over the field in the second half and delivered a hit on Gino Torretta that knocked the 49ers' signal-caller out of the game. He finished the preseason with 19 tackles (16 solo), one interception and three pass break-ups.

**COLLEGE:** Mobley was a two-time Division II All-American (first-team 1995, second-team 1994) and was named Division II Player of the Year as a senior at Kutztown in 1995 by *The Poor Man's Guide to the NFL Draft*. He is the only player in the history of the Pennsylvania State Athletic Conference to be named All-PSAC on both offense and defense. Mobley started all 41 games during his four-year career and made 387 tackles (198 solo), recovered eight fumbles, forced four, made eight interceptions with 22 pass deflections, registered 20 sacks (-169) and made 21 tackles-for-loss (-91). Offensively, he carried the ball 12 times for 17 yards and five touchdowns, returned seven kickoffs for 226 yards (32.3) with a long of 69 yards and returned 15 punts for 202 yards (13.5) with a long of 51 yards. In 1998 he was named to the NCAA Division II Football Team of the Quarter Century (1973-1997), joining the likes of Pro Football Hall of Famer Walter Payton and All-Pro performers Brent Jones, John Randle, Darrell Green and Greg Lloyd. Mobley was a telecommunications major. The school retired his No. 9 jersey May 11, 1999, on "John Mobley Day" at the university as declared by the Borough of Kutztown and the Pennsylvania State Senate.

**PERSONAL:** Mobley earned third-team all-state, second-team All-Suburban and first-team All-Delco honors at Chichester High school in Chester, Pa. He and his wife, Rebecca, have two daughters, Jasmine (13) and Kameron Yvonne (6), and a son, Tyson Lee (3). The family makes its home in Parker, Colo. John Ulysses Mobley was born Oct. 10, 1973, in Chester, Pa.

#### MOBLEY'S REGULAR SEASON RECORD

Year	Club	G	S	UT	A	TT	S-Yds.	I-Yds.	PD	FF	FR	TD-Int.	TD-FR	S	Pts.
1996	Denver	16	16	67	26	93	1.5-2	1-8	4	0	0	0	0	0	0
1997	Denver	16	16	112	50	162	4-23	1-13t	8	2	2	1	0	0	6
1998	Denver	16	15	105	27	132	1-7	1-(-2)	13	2	1	0	0	0	0
1999	Denver	2	2	10	3	13	0-0	0-0	1	0	0	0	0	0	0
2000	Denver	15	14	92	41	133	2-16	1-9	10	2	0	0	0	0	0
2001	Denver	16	16	101	32	133	1-6	1-17	3	2	3	0	0	0	0
2002	Denver	16	16	106	36	142	1-9	0-0	7	1	2	0	0	0	0
2003	Denver	8	7	32	14	46	0-0	0-0	3	0	0	0	0	0	0
<b>CAREER TOTALS</b>		<b>105</b>	<b>102</b>	<b>625</b>	<b>229</b>	<b>854</b>	<b>10.5-63</b>	<b>5-45</b>	<b>49</b>	<b>9</b>	<b>8</b>	<b>1</b>	<b>0</b>	<b>0</b>	<b>6</b>

**ADDITIONAL STATISTICS:** Returned an interception 13 yards for a touchdown vs. New England (10/6/97). Special teams tackles — 1996 (2), 1997 (7), 1998 (6), 2000 (2), 2001 (4), 2002 (4), TOTAL (25).

#### MOBLEY'S POSTSEASON STATISTICS

Year	Club	G	S	UT	A	TT	S-Yds.	I-Yds.	PD	FF	FR	TD-Int.	TD-FR	S	Pts.
1996	Denver	1	1	6	2	8	0-0	0-0	1	0	0	0	0	0	0
1997	Denver	4	4	21	3	24	0-0	0-0	2	0	0	0	0	0	0
1998	Denver	3	3	10	4	14	1-6	0-0	2	0	1	0	0	0	0
2000	Denver	1	1	6	0	6	0-0	0-0	0	0	0	0	0	0	0
<b>CAREER TOTALS</b>		<b>9</b>	<b>9</b>	<b>43</b>	<b>9</b>	<b>52</b>	<b>1-6</b>	<b>0-0</b>	<b>5</b>	<b>0</b>	<b>1</b>	<b>0</b>	<b>0</b>	<b>0</b>	<b>0</b>

**ADDITIONAL STATISTICS:** Special teams tackles — 1997 (1).

#### JOHN MOBLEY CAREER GAME-BY-GAME

(Based on official coaches statistics. Denver victories asterisked)

1996	Date	Opponent	P/S	UT	A	TT	S-Yds.	I-Yds.	PD	FF	FR
Sep 1	vs. New York Jets*	S	2	0	2	0-0	0-0	0	0	0	0
Sep 8	at Seattle*	S	2	1	3	0-0	0-0	0	0	0	0
Sep 15	vs. Tampa Bay*	S	7	1	8	0-0	0-0	1	0	0	0
Sep 22	at Kansas City	S	5	3	8	0-0	0-0	0	0	0	0
Sep 29	at Cincinnati*	S	9	3	12	1-0	0-0	0	0	0	0
Oct 6	vs. San Diego*	S	0	1	1	0-0	0-0	0	0	0	0
Oct 20	vs. Baltimore*	S	6	0	6	0-0	0-0	0	0	0	0
Oct 27	vs. Kansas City*	S	3	4	7	0-0	0-0	1	0	0	0
Nov 4	at Oakland*	S	3	1	4	0-0	0-0	0	0	0	0
Nov 10	vs. Chicago*	S	5	2	7	0-0	0-0	0	0	0	0
Nov 17	at New England*	S	8	0	8	0-0	0-0	0	0	0	0
Nov 24	at Minnesota*	S	8	1	9	0-0	1-8	0	0	0	0
Dec 1	vs. Seattle*	S	2	2	4	0-0	0-0	0	0	0	0
Dec 8	at Green Bay	S	3	4	7	0.5-2	0-0	2	0	0	0
Dec 15	vs. Oakland*	S	1	1	2	0-0	0-0	0	0	0	0
Dec 22	at San Diego	S	3	2	5	0-0	0-0	0	0	0	0

<b>1996 Regular Season Totals</b>	<b>16/16</b>	<b>67</b>	<b>26</b>	<b>93</b>	<b>1.5-2</b>	<b>1-8</b>	<b>4</b>	<b>0</b>	<b>0</b>
-----------------------------------	--------------	-----------	-----------	-----------	--------------	------------	----------	----------	----------

Jan 4	vs. Jacksonville†	S	6	2	8	0-0	0-0	1	0	0	0
-------	-------------------	---	---	---	---	-----	-----	---	---	---	---

<b>1996 Postseason Totals</b>	<b>1/1</b>	<b>6</b>	<b>2</b>	<b>8</b>	<b>0-0</b>	<b>0-0</b>	<b>1</b>	<b>0</b>	<b>0</b>
-------------------------------	------------	----------	----------	----------	------------	------------	----------	----------	----------

†AFC Divisional Playoff Game

1997	Date	Opponent	P/S	UT	A	TT	S-Yds.	I-Yds.	PD	FF	FR
Aug 31	vs. Kansas City*	S	6	3	9	0-0	0-0	0	0	0	0
Sep 7	at Seattle*	S	3	2	5	0-0	0-0	1	0	0	0
Sep 14	vs. St. Louis*	S	5	2	7	1-4	0-0	1	0	0	0
Sep 21	vs. Cincinnati*	S	11	4	15	1-3	0-0	1	0	0	0
Sep 28	at Atlanta*	S	6	3	9	0-0	0-0	0	0	0	0
Oct 6	vs. New England*	S	12	3	15	0-0	1-31t	1	0	1	0
Oct 19	at Oakland	S	6	4	10	0-0	0-0	0	0	0	0
Oct 26	at Buffalo*	S	7	2	9	0-0	0-0	0	0	0	0
Nov 2	vs. Seattle*	S	11	2	13	0-0	0-0	0	0	0	0
Nov 9	vs. Carolina*	S	3	4	7	1-12	0-0	0	0	1	0
Nov 16	at Kansas City	S	8	2	10	0-0	0-0	0	0	0	0
Nov 24	vs. Oakland*	S	8	2	10	1-4	0-0	2	1	0	0
Nov 30	at San Diego*	S	6	3	9	0-0	0-0	1	1	0	0
Dec 7	at Pittsburgh	S	5	7	12	0-0	0-0	1	0	0	0
Dec 15	at San Francisco	S	7	3	10	0-0	0-0	0	0	0	0
Dec 21	vs. San Diego*	S	8	4	12	0-0	0-0	0	0	0	0

<b>1997 Regular Season Totals</b>	<b>16/16</b>	<b>112</b>	<b>50</b>	<b>162</b>	<b>4-23</b>	<b>1-31t</b>	<b>8</b>	<b>2</b>	<b>2</b>
-----------------------------------	--------------	------------	-----------	------------	-------------	--------------	----------	----------	----------

Dec 27	vs. vs. Jacksonville*	S	4	2	6	0-0	0-0	0	0	0	0
--------	-----------------------	---	---	---	---	-----	-----	---	---	---	---

Jan 4	at Kansas City†	S	7	0	7	0-0	0-0	0	0	0	0
-------	-----------------	---	---	---	---	-----	-----	---	---	---	---

Jan 11	at Pittsburgh*	S	4	1	5	0-0	0-0	1	0	0	0
--------	----------------	---	---	---	---	-----	-----	---	---	---	---

Jan 25	vs. Green Bay \$	S	6	0	6	0-0	0-0	1	0	0	0
--------	------------------	---	---	---	---	-----	-----	---	---	---	---

<b>1997 Postseason Totals</b>	<b>4/4</b>	<b>21</b>	<b>3</b>	<b>24</b>	<b>0-0</b>	<b>0-0</b>	<b>2</b>	<b>0</b>	<b>0</b>
-------------------------------	------------	-----------	----------	-----------	------------	------------	----------	----------	----------

\*AFC Wild Card Playoff Game

†AFC Divisional Playoff Game

\*AFC Championship Game

\$Super Bowl XXXIII

1998	Date	Opponent	P/S	UT	A	TT	S-Yds.	I-Yds.	PD	FF	FR
Sep 7	vs. New England*	S	4	2	6	0-0	0-0	0	0	0	0
Sep 13	vs. Dallas*	S	8	3	11	0-0	0-0	0	0	0	0
Sep 20	at Oakland*	S	7	3	10	1-7	0-0	0	0	0	0
Sep 27	at Washington*	S	7	0	7	0-0	0-0	0	0	0	0
Oct 4	vs. Philadelphia*	S	6	2	8	0-0	0-0	1	0	0	0
Oct 11	at Seattle*	S	6	0	6	0-0	0-0	2	0	0	0
Oct 25	vs. Jacksonville*	S	4	1	5	0-0	0-0	1	0	0	0
Nov 1	at Cincinnati*	S	5	2	7	0-0	0-0	4	1	0	0
Nov 8	vs. San Diego*	S	10	2	12	0-0	0-0	0	0	0	0
Nov 16	at Kansas City*	S	9	1	10	0-0	0-0	0	0	0	0
Nov 22	vs. Oakland*	S	9	3	12	0-0	0-0	1	0	0	0
Nov 29	at San Diego*	S	6	1	7	0-0	1-(-2)	0	0	0	0
Dec 6	vs. Kansas City*	S	6	2	8	0-0	0-0	1	1	0	0
Dec 13	at New York Giants	S	4	2	6	0-0	0-0	0	0	1	0
Dec 21	at Miami	S	8	3	11	0-0	0-0	1	0	0	0
Dec 27	vs. Seattle*	S	6	0	6	0-0	0-0	2	0	0	0

<b>1998 Regular Season Totals</b>	<b>16/15</b>	<b>105</b>	<b>27</b>	<b>132</b>	<b>1-7</b>	<b>1-(-2)</b>	<b>13</b>	<b>2</b>	<b>1</b>
-----------------------------------	--------------	------------	-----------	------------	------------	---------------	-----------	----------	----------

Jan 9	vs. Miami†	S	2	0	2	0-0	0-0	1	0	0	0
-------	------------	---	---	---	---	-----	-----	---	---	---	---

Jan 17	vs. New York Jets*	S	7	2	9	0-0	0-0	1	0	0	1
--------	--------------------	---	---	---	---	-----	-----	---	---	---	---

Jan 31	vs. Atlanta\$	S	1	2	3	1-6	0-0	0	0	0	0
--------	---------------	---	---	---	---	-----	-----	---	---	---	---

<b>1998 Postseason Totals</b>	<b>3/3</b>	<b>10</b>	<b>4</b>	<b>14</b>	<b>1-6</b>	<b>0-0</b>	<b>2</b>	<b>0</b>	<b>1</b>
-------------------------------	------------	-----------	----------	-----------	------------	------------	----------	----------	----------

†AFC Divisional Playoff Game

\*AFC Championship Game

\$Super Bowl XXXIII



1999 TACKLES										
Date	Opponent	P/S	UT	A	TT	S-Yds.	I-Yds	PD	FF	FR
Sep 13	vs. Miami	S	9	2	11	0-0	0-0	1	0	0
Sep 19	at Kansas City	S	1	1	2	0-0	0-0	0	0	0
Sep 26	at Tampa Bay					INJURED RESERVE—RIGHT ACL				
Oct 3	vs. New York Jets					INJURED RESERVE—RIGHT ACL				
Oct 10	at Oakland*					INJURED RESERVE—RIGHT ACL				
Oct 17	vs. Green Bay*					INJURED RESERVE—RIGHT ACL				
Oct 24	at New England					INJURED RESERVE—RIGHT ACL				
Oct 31	vs. Minnesota					INJURED RESERVE—RIGHT ACL				
Nov 7	at San Diego*					INJURED RESERVE—RIGHT ACL				
Nov 14	at Seattle					INJURED RESERVE—RIGHT ACL				
Nov 22	vs. Oakland*					INJURED RESERVE—RIGHT ACL				
Dec 5	vs. Kansas City					INJURED RESERVE—RIGHT ACL				
Dec 13	at Jacksonville					INJURED RESERVE—RIGHT ACL				
Dec 19	vs. Seattle*					INJURED RESERVE—RIGHT ACL				
Dec 25	at Detroit*					INJURED RESERVE—RIGHT ACL				
Jan 2	vs. San Diego					INJURED RESERVE—RIGHT ACL				
1999 Regular Season Totals		2/2	10	3	13	0-0	0-0	1	0	0

2000 TACKLES										
Date	Opponent	P/S	UT	A	TT	S-Yds.	I-Yds	PD	FF	FR
Sep 4	at St. Louis					INACTIVE—RIGHT KNEE				
Sep 10	vs. Atlanta*	S	6	4	10	0-0	0-0	2	0	0
Sep 17	at Oakland*	S	4	2	6	0-0	1-9	0	0	0
Sep 24	vs. Kansas City	S	6	6	12	0-0	0-0	0	0	0
Oct 1	vs. New England	S	9	5	14	0-0	0-0	1	0	0
Oct 8	at San Diego*	S	5	1	6	0-0	0-0	1	0	0
Oct 15	vs. Cleveland*	S	4	2	6	0-0	0-0	0	0	0
Oct 22	at Cincinnati	S	5	1	6	0-0	0-0	1	0	0
Nov 5	at New York Jets*	S	6	2	8	0-0	0-0	1	0	0
Nov 13	vs. Oakland*	S	4	2	6	0-0	0-0	1	0	0
Nov 19	vs. San Diego*	S	6	0	6	0-0	0-0	2	0	0
Nov 26	at Seattle*	S	7	5	12	1-5	0-0	0	1	0
Dec 3	at New Orleans*	P	5	0	5	0-0	0-0	0	0	0
Dec 10	vs. Seattle*	S	5	3	8	0-0	0-0	1	0	0
Dec 17	at Kansas City	S	11	5	16	0-0	0-0	0	1	0
Dec 23	vs. San Francisco*	S	9	3	12	1-11	0-0	0	0	0
2000 Regular Season Totals		15/14	92	41	133	2-16	1-9	10	2	0
Dec 31	at Baltimore†	S	6	0	6	0-0	0-0	0	0	0
2000 Postseason Totals		1/1	6	0	6	0-0	0-0	0	0	0

†AFC Wild Card Playoff Game

2001 TACKLES										
Date	Opponent	P/S	UT	A	TT	S-Yds.	I-Yds	PD	FF	FR
Sep 10	vs. New York Giants*	S	7	2	9	0-0	0-0	0	0	0
Sep 23	at Arizona*	S	6	2	8	0-0	0-0	0	0	0
Sep 30	vs. Baltimore	S	5	2	7	0-0	0-0	0	0	0
Oct 7	vs. Kansas City*	S	5	1	6	0-0	0-0	0	0	0
Oct 14	at Seattle	S	6	2	8	0-0	0-0	0	0	1
Oct 21	at San Diego	S	10	2	12	0-0	0-0	1	1	0
Oct 28	vs. New England*	S	8	3	11	0-0	0-0	1	0	0
Nov 5	at Oakland	S	5	1	6	0-0	0-0	1	0	0
Nov 11	vs. San Diego*	S	4	0	4	0-0	1-17	0	0	0
Nov 18	vs. Washington	S	5	1	6	1-6	0-0	0	0	1
Nov 22	at Dallas*	S	5	0	5	0-0	0-0	0	0	1
Dec 2	at Miami	S	4	4	8	0-0	0-0	0	1	0
Dec 9	vs. Seattle*	S	5	4	9	0-0	0-0	0	0	0
Dec 16	at Kansas City	S	7	4	11	0-0	0-0	0	0	0
Dec 30	vs. Oakland*	S	7	3	10	0-0	0-0	0	0	0
Jan 6	at Indianapolis	S	12	1	13	0-0	0-0	0	0	0
2001 Regular Season Totals		16/16	101	32	133	1-6	1-17	3	2	3

2002 TACKLES										
Date	Opponent	P/S	UT	A	TT	S-Yds.	I-Yds	PD	FF	FR
Sep 8	vs. St. Louis*	S	9	3	12	0-0	0-0	0	0	0
Sep 15	at San Francisco*	S	10	2	12	0-0	0-0	0	0	1
Sep 22	vs. Buffalo*	S	4	4	8	1-9	0-0	0	0	0
Sep 30	at Baltimore	S	4	2	6	0-0	0-0	0	0	1
Oct 6	vs. San Diego*	S	5	4	9	0-0	0-0	0	0	0
Oct 13	vs. Miami	S	4	1	5	0-0	0-0	1	0	0
Oct 20	at Kansas City*	S	4	4	8	0-0	0-0	2	0	0
Oct 27	at New England*	S	9	1	10	0-0	0-0	0	0	0
Nov 11	vs. Oakland	S	8	3	11	0-0	0-0	0	0	0
Nov 17	at Seattle*	S	6	3	9	0-0	0-0	2	0	0
Nov 24	vs. Indianapolis	S	9	1	10	0-0	0-0	0	0	0
Dec 1	at San Diego	S	5	2	7	0-0	0-0	1	0	0
Dec 8	at New York Jets	S	6	0	6	0-0	0-0	0	0	0
Dec 15	vs. Kansas City*	S	9	2	11	0-0	0-0	0	1	0
Dec 22	at Oakland	S	6	2	8	0-0	0-0	0	0	0
Dec 29	vs. Arizona*	S	8	2	10	0-0	0-0	1	0	0
2002 Regular Season Totals		16/16	106	36	142	1-9	0-0	7	1	2

2003 TACKLES										
Date	Opponent	P/S	UT	A	TT	S-Yds.	I-Yds	PD	FF	FR
Sep 7	at Cincinnati*	S	7	0	7	0-0	0-0	0	0	0
Sep 14	at San Diego*	S	3	2	5	0-0	0-0	1	0	0
Sep 21	vs. Oakland*	P	0	1	1	0-0	0-0	0	0	0
Sep 28	vs. Detroit*	S	3	2	5	0-0	0-0	0	0	0
Oct 5	at Kansas City	S	5	3	8	0-0	0-0	1	0	0
Oct 12	vs. Pittsburgh*	S	7	1	8	0-0	0-0	1	0	0
Oct 19	at Minnesota	S	5	3	8	0-0	0-0	0	0	0
Oct 26	at Baltimore	S	2	2	4	0-0	0-0	0	0	0
Nov 3	vs. New England					INACTIVE—NECK				
Nov 16	vs. San Diego*					INJURED RESERVE—NECK				
Nov 23	vs. Chicago*					INJURED RESERVE—NECK				
Nov 30	at Oakland*					INJURED RESERVE—NECK				
Dec 7	vs. Kansas City*					INJURED RESERVE—NECK				
Dec 14	vs. Cleveland*					INJURED RESERVE—NECK				
Dec 21	at Indianapolis*					INJURED RESERVE—NECK				
Dec 28	at Green Bay					INJURED RESERVE—NECK				
2003 Regular Season Totals		8/7	32	14	46	0-0	0-0	3	0	0



## TOM NALEN

6-3 • 286 • 11TH YR. • BOSTON COLLEGE

BORN: May 13, 1971, in Boston, Mass.

HIGH SCHOOL: Foxboro High School, Foxboro, Mass.

ACQUIRED: Draft #7c (218th overall), 1994

PRO YEAR: 11th • YEAR WITH BRONCOS: 11th

NFL GAMES PLAYED/STARTED: 141/135 • POSTSEASON: 10/10

66

CENTER

Tom Nalen, one of the most dominant and decorated offensive linemen in Broncos history, anchors an offensive line that paved the way for Denver's rushing attack to set a franchise-record with 2,629 rushing yards last season. Equally as impressive, the center helped Denver tie for the fourth-fewest sacks (25) allowed in team history as he started each regular-season game. Nalen received plenty of accolades in 2003, including his fifth career trip to the Pro Bowl. Additionally, he was named All-NFL by the Associated Press, All-NFL and All-AFC by *Pro Football Weekly* and NFL Offensive Lineman of the Year by the NFL Alumni. He was also the Broncos' nominee for the Ed Block Courage Award. Nalen, who has played in 141 career games (135 starts), left no question in anyone's mind that the 11-year veteran fully recovered from his 2002 anterior cruciate ligament surgery (left knee), which placed him on the injured reserve list in October of that year and limited him to only playing Denver's first seven games. The only lineman in the history of the franchise to play in five Pro Bowls (1997-2000, 2003), Nalen continues to solidify his place among the best centers in the NFL. He has garnered numerous All-NFL honors over the past seven seasons while providing leadership and stellar play as the veteran anchor of the Broncos' offensive line. That line played a crucial role in Denver's back-to-back World Championships in 1997 and '98 and has paved the way for a 1,000-yard rusher in eight of the last nine years, including Terrell Davis' 2,008-yard effort in '98 and Clinton Portis' 1,591 and 1,508 yards in 2003 and 2002, respectively. His five Pro Bowl selections are two more than the three trips to Honolulu earned by former tackle and future Hall of Famer Gary Zimmerman in Denver. Nalen entered the NFL as the Broncos' third choice in the seventh round (No. 218 overall) of the 1994 NFL draft.

**2003:** Nalen—voted to his fifth Pro Bowl; named All-NFL by the Associated Press; named All-NFL and All-AFC by *Pro Football Weekly*; named NFL Offensive Lineman of the Year by the NFL Alumni and the Broncos' nominee for the Ed Block Courage Award—started at center in all 16 games, helping the Broncos rush for a franchise-record 2,629 yds. while tying for the fourth-fewest sacks allowed in team history. In Wk. 4 vs. Det. (9/28), he left the game in the fourth quarter after suffering an injury to his right ankle. Nalen started at center in the Broncos' AFC Wild Card game at Ind. (1/4).

## 66's TROPHY CASE

Pro Bowl Selections (5) ... 1997-2000, 2003

NFL Offensive Lineman of the Year ... 2003

All-Pro (1st Team) ..... 2000, 2003

All-Pro (2nd Team) ..... 1999



### NALEN AMONG GREATEST BRONCOS LINEMEN

Center Tom Nalen established his place among the most accomplished and highly regarded offensive linemen in Broncos history in 2003 by earning his fifth Pro Bowl invitation. Tackle Gary Zimmerman went to three consecutive Pro Bowls in the mid-1990s. Below is a look at the list of Broncos offensive linemen who have earned Pro Bowl berths since the game was first played in 1970 following the AFL-NFL merger.

#### Broncos Offensive Linemen to Earn Pro Bowl Berths

Player	Pos.	Year(s) Selected
Tom Nalen	C	1997-2000, 2003
Gary Zimmerman	T	1994-96
Tony Jones	T	1998
Mark Schlereth	G	1998

**2002:** Nalen started the first seven games at center before being placed on injured reserve Oct. 22. He underwent surgery to repair a torn anterior cruciate ligament in his left knee Nov. 5 at the Steadman-Hawkins Clinic. Nalen suffered the injury with three minutes remaining in regulation at K.C. (10/20), a game the Broncos won in overtime.

**2001:** Nalen started all 16 games at center and played at a high level as he ran his streak of consecutive starts to 108.

**2000:** Nalen started at center in all 16 games. He was named All-NFL by the Associated Press for the second consecutive year, garnering first-team honors after a second-team showing last year. He was also voted to his fourth consecutive Pro Bowl appearance, the most by an offensive lineman in franchise history. Tackle Gary Zimmerman set the previous standard with three consecutive selections (1994-96). Nalen was named All-Pro by *USA Today*, *Sports Illustrated*, *The Sporting News* and *Football Digest*, and earned second-team honors from *College & Pro Football Newsweekly* as well as All-AFC kudos from *Pro Football Weekly* and *Football News*. Nalen also started at center in the AFC Wild Card Game at Balt. (12/31). Nalen underwent surgery to repair a hernia after the season.

**1999:** Nalen started at center in all 16 games and was selected to his third consecutive Pro Bowl—first as a starter—while also garnering first-team All-NFL honors from *Football Digest* and *The Sporting News*, and second-team honors from the Associated Press. Nalen underwent successful surgery on his right knee Jan. 5, precluding him from playing in the Feb. 6, 2000, Pro Bowl.

**1998:** Nalen—selected All-NFL by *USA Today*—started at center in all 16 games and was selected to play in the Pro Bowl for the second consecutive season. He played an integral role on an outstanding offensive line that allowed just 25 sacks—the third-lowest total for a full season in franchise history, and the lowest since 1971—while paving the way for the only the fourth 2,000-yard rusher in NFL history (Terrell Davis-2,008) and the league's second-ranked rushing attack at 154.3 yards per game. The Broncos set a team record for points in a season for the second year in a row, this time with 505. Nalen started at center in all three postseason games and helped pave the way for a rushing attack that averaged 183 yds.-per-game as Denver won Super Bowl XXXIII.

**1997:** Nalen started all 16 games at center and had a breakout season, being selected to his first Pro Bowl and earning second-team All-NFL honors from *College & Pro Football Newsweekly*. He provided not only youth but also tremendous talent to a veteran offensive line regarded among the league's best. He made his first career pass reception at Oakland (10/19), catching a John Elway pass for -1 yard after it was batted at the line of scrimmage by the Raiders' Chester McGlockton. The Broncos' offense set a team record by scoring 472 points in one season and led the NFL in total offense (367 yards per game) for the second consecutive year, leading the AFC for the third consecutive year. Nalen was part of a unit that powered Broncos running backs to 15 individual 100-yard performances over the 20-game regular and postseason slate. In the postseason, Nalen started at center in all four games as part of an offensive line that dominated opponents and allowed Denver to control games with its rushing attack. The Broncos averaged 187 rushing yards per game in the postseason, and the offensive line was named NFL Offensive Player of the Week for Denver's Wild Card win over Jacksonville (12/27/97). Nalen, starting at center, playing an integral role in the offensive unit piling up club postseason records of 511 total yards and 42 points in Denver's 42-17 win over the Jaguars. The line played a key role in running back Terrell Davis earning MVP honors in the Super Bowl with 157 rushing yards and three rushing touchdowns.

**1996:** Nalen started all 16 regular season games at center, playing a key role on a unit that cleared the way for AFC rushing leader Terrell Davis (1,538 yards) and allowed just 31 sacks. He suffered a partial tear to his medial collateral ligament early in the Minnesota game (11/24) and was listed as questionable for the Seattle game (12/1) but did start. He also started Denver's lone playoff contest. The

Broncos rushed for more than 100 yards in a game on 10 occasions during the 1996 season, and topped the 200-yard mark on four of those occasions. Overall, the Broncos' offense was the most productive in football in 1996, averaging 361.9 yards per game.

**1995:** Nalen started 15 of the Broncos' 16 games, missing only the Week Four matchup at San Diego (9/24) while recovering from arthroscopic surgery to repair a lateral meniscus tear in his left knee suffered in the Washington game (9/17). He underwent arthroscopic surgery at the Steadman-Hawkins Clinic in Vail, Colo., Sept. 18, and was expected to miss three to four weeks but returned to his starting position at Seattle (10/1). Behind the blocking of Nalen and the rest of the offensive line, Denver was able to rush for more than 100 yards in a game 11 out of 16 times during the 1995 season, and produce a 1,000-yard rusher in rookie Terrell Davis (1,117).

**1994:** Nalen played in seven games for the Broncos, including a start at left guard in his first NFL appearance against the Rams (11/6). Nalen continued to make appearances on the offensive line over the remainder of the season. Nalen entered camp in July as a rookie draft choice out of Boston College, was waived just prior to the start of the regular season and then re-signed to the practice squad Sept. 6. He was signed to the active roster the week of the Rams game to start in place of an injured Jon Melander.

**COLLEGE:** Nalen was a three-year starter at Boston College, earning numerous honors that included third-team Associated Press All-America, second-team All-Big East, and first-team ECAC citations. He closed out his outstanding college career with appearances in the East-West Shrine and Senior Bowl games. In 1993, Nalen was an honorable mention All-American and All-Big East second-team pick by *The Poor Man's Guide to the NFL Draft*, starting all year and leading the way as the Eagles ranked fourth in the nation in total offense (506.4 yards per game). Nalen's blocking was a key factor in the Boston College upset win over Notre Dame in South Bend. Nalen started every game from 1991-93 after serving as the deep-snapper, backup center and then starting center for the last three games in 1990. He redshirted in '89.

**PERSONAL:** A native of Foxboro, Mass., Nalen lettered three times each in football and basketball and twice in track at Foxboro (Mass.) High School. He was All-Hockomock League and an all-state selection by the *Boston Globe*, *Boston Herald*, *Sun Chronicle* and *Patriot Ledger*, adding state Lineman of the Year honors as a senior. Nalen led the team to a pair of Division III titles and played in the Shriners All-Star Game, serving as team captain in both football and basketball. An all-conference and team MVP in basketball, he was named to the Academic All-State team by the Massachusetts Basketball Coaches Association. Nalen has his degree in accounting from Boston College. He and his wife, Denise, have two daughters, Delaney and Ainsley, and a son, Kyle, and make their home in Littleton, Colo. Thomas Andrew Nalen was born May 13, 1971, in Boston.

### NALEN'S REGULAR SEASON RECORD

Year	Club	G	S
1994	Denver	7	1
1995	Denver	15	15
1996	Denver	16	16
1997	Denver	16	16
1998	Denver	16	16
1999	Denver	16	16
2000	Denver	16	16
2001	Denver	16	16
2002	Denver	7	7
2003	Denver	16	16
<b>CAREER TOTALS</b>		<b>141</b>	<b>135</b>

### NALEN'S POSTSEASON RECORD

Year	Club	G	S
1996	Denver	1	1
1997	Denver	4	4
1998	Denver	3	3
2000	Denver	1	1
2003	Denver	1	1
<b>CAREER TOTALS</b>		<b>10</b>	<b>10</b>

**ADDITIONAL STATISTICS:** Nalen caught a tipped pass from John Elway for a 1-yard loss in 1997 (at Oakland, 10/19/97).



**DAN NEIL****6-2 • 285 • 8TH YR. • TEXAS****BORN:** Oct. 21, 1973, in Houston, Texas**HIGH SCHOOL:** Cypress Creek High School, Cypress Creek, Texas**ACQUIRED:** Draft #3 (67th overall), 1997**PRO YEAR:** 8th • **YEAR WITH BRONCOS:** 8th**NFL GAMES PLAYED/STARTED:** 95/92 • **POSTSEASON:** 5/5**62****GUARD**

**D**an Neil is a major reason why the Broncos' offensive line has established itself as one of the NFL's most dominating units. Neil's consistency at guard in 2003 allowed Denver to set a franchise record for most rushing yards (2,629) in a season while also tying for the fourth-fewest sack total (25) in team history. Starting in 14 games, his efforts in 2003 helped Clinton Portis eclipse 1,500 yards for the second consecutive year and rush for 100 yards in 11 different games. Entering his eighth NFL season, the six-year starter has developed into a veteran leader and model of consistency who has solidified the interior of Denver's offensive line. He helped Portis set a rookie-franchise record in 2002 with 1,508 yards and has been critical to the success of many other Broncos backs. He also cleared the way for a 2,000-yard rushing season by Terrell Davis in 1998 and back-to-back 1,000-yard seasons by a pair of Broncos rookies—Olandis Gary and Mike Anderson—in 1999 and 2000. Neil enjoyed a breakthrough season in 1998 during the Broncos' second consecutive World Championship season, starting in all 16 regular season and all three postseason games at right guard. Behind that unit, Davis collected 2,008 yards, the third-highest single-season rushing total in league history. He has played in 95 career games (92) starts. After playing college ball at Texas, where he was a consensus All-American as a junior and senior, and a finalist for the Outland Trophy (top offensive lineman) as a senior, Neil was selected by the Broncos in the third round (No. 67 overall) of the 1997 NFL Draft. The pick was obtained in a trade with the New York Jets that allowed Denver to move up 21 places for the opportunity to select him.

**2003:** Neil started at right guard in 14 games, helping the Broncos rush for a franchise-record 2,629 yds., while tying for the fourth-fewest sacks allowed in team history. He was declared inactive at Ind. (12/21) and at G.B. (12/28) after suffering a sprained right ankle the week before vs. Cle. (12/14). Neil started at right guard in the Broncos' AFC Wild Card game at Ind. (1/4).

**2002:** Neil started all 16 games at right guard. He left the game at S.D. (12/1) in the 3rd qtr. with a sprained left knee and did not return. Neil underwent arthroscopic surgery on the knee the next day (12/2) but did not miss a game as he started six days later at the Jets (12/8). He underwent micro-fracture surgery on his left knee Jan. 13, 2003.

**2001:** Neil started 15 games at right guard, missing only the game at S.D. (10/21) when he was declared inactive because of a sprained ankle. He suffered the high ankle sprain vs. K.C. (10/7) and missed a few plays but returned to finish the game.

**2000:** Neil started at right guard in all 16 regular season games and the AFC Wild Card Game at Balt. (12/31). He turned in another solid season as the Broncos ranked No. 2 in the NFL in total offense while breaking several franchise records. Neil and his linemates cleared the way for running back Mike Anderson post the fifth best rushing total by a rookie in NFL history—1,487 yards—and score 15 touchdowns, while limiting opponents to just 30 sacks.

**1999:** Neil started at right guard in 15 games. He left the Detroit game (12/25) in the second half with a knee injury and was declared inactive for the season-finale a week later vs. San Diego (1/2). The sprain of his medial collateral ligament did not require surgery but was estimated to need 4-6 weeks recovery time.

**1998:** Neil started all 16 games at right guard. He made his first professional start in the season-opener vs. New England (9/7). Neil played an integral role on an outstanding offensive line that allowed just 25 sacks—the third-lowest total for a full season in franchise history, and the lowest since 1971—while paving the way for only the fourth 2,000-yard rusher (Terrell Davis-2,008) in NFL history and the NFL's second most productive rushing attack at 154.3 yards per game. Neil started all three postseason contests at right guard and helped pave the way for a rushing attack that averaged 183 yds.-per-game en route to the Broncos' second consecutive Super Bowl win. He made his first career postseason start in the AFC Divisional Playoff Game vs. Miami (1/9).

**1997:** Neil was declared inactive for 10 of the 16 games in his rookie season and played in three. He was active for the first time as a pro vs. Seattle (11/2) but did not play, and then saw his first NFL action vs. Oakland (11/24) on Monday Night Football. He played on special teams and as a reserve at guard in the fourth quarter. Neil was slowed at the start of the season by a groin injury that required surgery Aug. 27. His other game action came on special teams in both games against San Diego (11/30 and 12/21). In the postseason Neil was declared inactive for all four games. Neil was chosen by the Broncos in the third round with the 67th overall selection.

**COLLEGE:** One of the strongest players in school history at Texas, Neil was a consensus All-America and all-conference selection as both a junior and senior, and was a finalist for the Outland Trophy in 1996. He started every game for four years after redshirting as a freshman in 1992, bringing his total to 48 consecutive, the school's longest streak at the time. Neil won the team Iron Man title every year he was at Texas, and in 1995 received the school's D. Harold Byrd Leadership Award. Neil was a sports management major at Texas, where he earned Athletic Director's Honor Roll accolades in 1993 and was very active in Longhorn Community Service efforts.


**PERSONAL:** Neil was a *Parade* All-America selection and earned Class 5A first-team all-state honors at Cypress Creek High School in Cypress Creek, Texas. He was rated as the state's best offensive line prospect by Max Emfinger's *Blue Chip Illustrated* and Tom Lemming's *Prep Football Report* and one of the top line prospects in the nation by most recruiting lists. Neil was also twice named all-district and received honorable mention All-America consideration from *USA Today*. He married his high school sweetheart, Amylyn, after the 1996 Sugar Bowl on January 6, 1996. Dan and Amylyn have a daughter, Alexandra Lee (5), and a son, David Garner (3). The family makes its home in Lone Tree, Colo. Amylyn's uncle, Larry Cox, played defensive tackle for the Broncos from 1966-68. Daniel Neil was born Oct. 21, 1973, in Houston.

**NEIL'S REGULAR SEASON RECORD**

Year	Club	G	S
1997	Denver	3	0
1998	Denver	16	16
1999	Denver	15	15
2000	Denver	16	16
2001	Denver	15	15
2002	Denver	16	16
2003	Denver	14	14
<b>CAREER TOTALS</b>		<b>95</b>	<b>92</b>

**NEIL'S POSTSEASON RECORD**

Year	Club	G	S
1998	Denver	3	3
2000	Denver	1	1
2003	Denver	1	1
<b>CAREER TOTALS</b>		<b>5</b>	<b>5</b>

**TERRY PIERCE****6-1 • 251 • 2ND YR. • KANSAS STATE****BORN:** June 21, 1981, in Fort Worth, Texas**HIGH SCHOOL:** Western Hills High School, Fort Worth, Texas**ACQUIRED:** Draft #2 (51st overall), 2003**PRO YEAR:** 2nd • **YEARS WITH BRONCOS:** 2nd**NFL GAMES PLAYED/STARTED:** 3/0**58****LINEBACKER**

**T**erry Pierce, despite having his rookie season cut short due to a pectoral injury in 2003, returns for his second season with the Broncos and is ready to compete for a starting role in the linebacking unit. Pierce saw action in three games, recording three tackles and a special teams stop, before he tore his left pectoral muscle against San Diego (11/16). As a result, he was placed on injured reserve two days later, ending his rookie campaign. Pierce joined the Broncos from Kansas State, where he was the undisputed leader of the Wildcats' defense. A three-year starter, he recorded 216 tackles (145 solo) with eight sacks (-49). Pierce was recognized as a second-team All-American in 2002 and received first-team All-Big 12 Conference honors from the *NFL Draft Report* while earning second-team recognition from the league's coaches. Denver selected Pierce in the second round (51st overall) of the 2003 NFL Draft.




**2003:** Pierce played in three games (at Bal., 10/26; vs. N.E., 11/3 and vs. S.D., 11/16) before being placed on injured reserve Nov. 18 with a torn pectoral muscle. He was deactivated for the first six games of the season and was then active but did not play in the seventh game, at Min. (10/19). In Wk. 8 at Balt. (10/26), Pierce saw his first NFL action when he played on special teams. The following week vs. N.E. (11/3), he recorded his first special teams tackle and registered three tackles (2 solo) in the first defensive action of his career. Pierce entered the game for an injured Donnie Spragan at weakside linebacker in the third quarter and played the remainder of the contest. Pierce tore his pectoral muscle against S.D. (11/16), ending his rookie season.

**COLLEGE:** Pierce, a three-year starter for Kansas State, recorded 216 tackles (145 solos) with eight sacks (-49 yards), 33 stops for losses of 103 yards, one interception, a forced fumble, a fumble recovery and 10 deflected passes in 35 career games. Pierce earned All-American second-team honors, and was an All-Big 12 Conference first-team selection by *The NFL Draft Report*, earning second-team All-Big Twelve honors from the league's coaches his senior year. Pierce also earned academic all-district as a senior. He lined up at middle linebacker, recording a career-high 110 tackles (70 solo) with five sacks (-39 yards) and 16 stops for losses of 63 yards. Additionally, he deflected six passes, had one quarterback pressure and caused one fumble. As a junior, Pierce was an All-Big 12 Conference first-team selection by the *NFL Draft Report* and the *Kansas City Star*, adding honorable mention from the Associated Press and the league's coaches. In addition, he was an academic All-Big 12 Conference choice, and named the Wildcats' Most Improved Defensive Player for the second consecutive year. Playing in 11 games with 10 starts at middle linebacker, he recorded 68 tackles (49 solo) with two sacks (-10 yards) and 11 stops for losses of 26 yards. He posted a career-high 12 tackles, including a career best 10 solo stops, at Nebraska (11/10) and was one of three Wildcats with double-figure tackles against the Cornhuskers, joining Josh Buhl and Jon McGraw. Pierce was a freshman All-American second-team pick by the *Sporting News* and named Big 12 Conference Defensive Freshman of the Year by the league's coaches—the fourth Wildcat under Bill Snyder to be named Big 12 Conference Defensive Freshman of the Year (Chris Canty '94, Travis Ochs '95, Mark Simoneau '96). He was an academic All-Big 12 Conference choice and is listed as the team's Most Improved Defensive Player. Starting the final six games of the year and playing in 13 total, he recorded 38 tackles (26 solos) with six stops for a loss (-14 yards), one interception and three passes defended. Pierce redshirted as a freshman, and was the winner of Kansas State's Overachiever Award—given for work done in the team's strength and conditioning program.

**PERSONAL:** Pierce attended Western Hills High School in Fort Worth, Texas, where he earned all-district and all-state honors in Class 4A in 1998. He was a four-year letterwinner and earned first team all-district as a freshman, sophomore and junior before winning district defensive MVP honors as a senior. A second-team all-state pick by the *Fort Worth Star-Telegram*, Pierce also was a third-team all-state pick by the Texas Sportswriters Association. He was the team MVP as a sophomore, junior and senior while earning a *Super Prep* All-Southwest Region selection. Pierce had 93 solo tackles, 41 assisted tackles, 10 tackles for losses of 134 yards, three interceptions (1 for touchdown), one safety, one forced fumble and one recovery in 1998, including three 20-tackle games as a senior. He averaged more than 14 tackles per game throughout his high-school career and was labeled as the "Most-Fear'd" Defensive Player in District 9-4A as a senior. Pierce also participated in track & field for four years, finishing third at the 4A State meet for the shot put as a junior and winning three district titles in the shot and two in the discus entering his senior year. He won the shot put and discus at the 1999 Texas Relays with a career best throw of 59-0.50 and 192-4 respectively. He set a Texas all-class record in the discus with a throw of 210-9 to become the first Texas athlete to throw the discus more than 200 feet. Terry DeWayne Pierce was born June 21, 1981, in Fort Worth, Texas. He was a pre-law major at Kansas State and says that his ambition is to one day attend law school.

#### PIERCE'S REGULAR SEASON RECORD

Year	Club	G	S	UT	A	TT	S-Yds.	I-Yds.	PD	FF	FR	TD-Int.	TD-FR	S	Pts.
2003	Denver	3	0	2	1	3	0-0	0-0	0	0	0	0	0	0	0



## JAKE PLUMMER

6-2 • 212 • 8TH YR. • ARIZONA STATE

**BORN:** Dec. 19, 1974, in Boise, Idaho

**HIGH SCHOOL:** Capital High School, Boise, Idaho

**ACQUIRED:** Unrestricted Free Agent (Arizona), 2003

**PRO YEAR:** 8th • **YEAR WITH BRONCOS:** 2nd

**NFL GAMES PLAYED/STARTED:** 95/93 • **POSTSEASON:** 3/3

QUARTERBACK

16

Jake Plummer adjusted to his first year in the Broncos' system with ease in 2003, directing the team to more wins than any other first-year Denver quarterback had in 26 years. With a year under his belt working with Head Coach Mike Shanahan, the eighth-year veteran is in position to improve on his 9-2 record as a starter last year in the regular season and make a greater impact in 2004. Plummer, who joined the Broncos after spending the first part of his career with the Arizona Cardinals, boasted a win total last season that was the best for a first-year Broncos signal-caller since 1977 when Craig Morton led the team to 12 wins. Displaying an uncanny ability to create big plays with his arm and mobility, Plummer completed 189-of-302 passes (62.6%) for 2,182 yards, 15 touchdowns and seven interceptions last season. His career-best 91.2 passer rating ranked fourth in the AFC (5th NFL), and, despite missing four games mid-season due to injury and resting during the team's regular-season finale, he finished seventh in the AFC in touchdown passes. The signal-caller proved to be a dangerous weapon on ground, breaking off a 40-yard run vs. Oakland on *Monday Night Football* to set a franchise record for the longest rush ever by a Broncos quarterback. Additionally, he notched his 22nd career fourth-quarter or overtime game-winning or game-saving drive in a late-season win vs. Cleveland. Plummer began the year with a 4-1 mark before sitting out in Week 6 (right shoulder) and Weeks 7-9 (left foot). He then concluded the regular season on a strong note with a 5-1 record. In addition to being named offensive co-captain of the Broncos at mid-season, Plummer was bestowed with that honor with the Cardinals in 1998 at only age 23 with just 10 NFL games (9 starts) to his career. He responded by leading the team to the playoffs that season for the first time since 1982 and helping the franchise win its first postseason game since 1947. With the Cardinals, Plummer started all 16 games in 2002 and threw 18 touchdown passes. He overcame the series of minor injuries that hampered his play in 1999 and 2000 by not missing a single offensive play in 2001. In 95 career games (93 starts), Plummer has completed 1,729-of-3,056 passes (56.6) for 19,804 yards with 105 touchdowns and 121 interceptions. He also has collected 1,388 rushing yards on 284 carries (4.9 avg) with 13 touchdowns. Plummer entered the NFL in 1997 as Arizona's second-round draft choice (42nd overall) out of Arizona State. He signed with the Broncos as an unrestricted free agent March 6, 2003.

#### Plummer's 2003 Highlights included:

- Plummer was voted offensive co-captain at midseason, joining Rod Smith.
- He ranked fourth in the AFC (5th NFL) in passer rating (91.2) and ranked seventh in the AFC in touchdown passes despite missing five games.
- Plummer's 62.6 completion percentage was the best mark of his seven-year career, topping his previous best of 59.2 (1998), and the fifth-best single-season percentage in Broncos history. He completed better than two-thirds of his passes in six of his 11 starts in 2003, and had a passer rating above 100.0 in each of the six.
- His TD/INT ratio of 15/7 was the best of his career (2.1/1), topping his previous best of 18/14 (1.3/1) in 2001.
- Plummer notched his 22nd career fourth-quarter or overtime game-winning or game-saving drive vs. Cleveland (12/14), his first as a Denver Bronco. The Broncos took over at their 25-yd. line with 1:11 to play, trailing 20-17 with no timeouts. Plummer drove his team 58 yds. with 7-, 5- and 46-yd. passes to Ashley Lelie to set up Jason Elam's game-tying field goal with :06 on the clock. The Broncos won in overtime on another Elam field goal after Plummer put the team in scoring position with a 23-yd. bootleg run to open the drive.
- He was named AFC Offensive Player of the Week for Week 3. In addition to his 14 of 21 passing (66.7) for 197 yds. and two touchdowns, his 40-yard run from scrimmage in the win over Oakland was the longest of his career and longest by a QB in Broncos history.
- Plummer put together a personal-best streak of 139 passes without an interception over a period of four-plus games early in the season, and in that span threw 10 TD passes.



**2003:** Plummer started 11 of 16 games, missing Wk. 6 (vs. Pit., 10/12) because of a right shoulder injury, Wks. 7-9 (at Min., 10/19; at Bal., 10/26 and vs. N.E., 11/3) because of a broken left foot and Wk. 17 to rest after clinching a playoff spot a week earlier. He completed 189-of-302 passes (62.6%) for 2,182 yds. and 15 touchdowns, with seven interceptions, for a career-best passer rating of 91.2. He also rushed 37 times for 205 yds. (5.5) and three touchdowns, with a long of 40. Plummer started and made his Broncos debut in the opener at Cin. (9/7) and completed 12-of-25 pass attempts (48.0) for 115 yds. and three interceptions. His longest completion of the day was a 23-yard strike to Shannon Sharpe that began the drive that would lead to the Broncos' second touchdown. At S.D. (9/14) in Week 2, Plummer completed 9-of-13 passes (69.2%) for 94 yds. and three touchdowns in less than a half of football. Two of his touchdown throws came in the opening quarter, marking a first for his career. Plummer suffered a first-degree separation of his right shoulder with 8:11 remaining in the second quarter while rushing the ball for a 2-yd. gain and a Broncos first down on a fourth-and-1 play from the Chargers' 5-yd. line. Two plays later, he threw his third touchdown of the day to tackle Cooper Carlisle (6 yds.) before leaving the game for good as he watched the remainder from the sidelines. In the home opener vs. Oak. (9/22) on Monday Night Football, Plummer overcame soreness from the previous week's shoulder injury to complete 14-of-21 passes (66.7%) for 197 yds. and two touchdowns while adding five rushes for 48 yds. (9.6) and one touchdown. His Wk. 3 performance earned him AFC Offensive Player of the Week honors; the MNF Horse Trailer Player of the Game award, and the Snickers Hungriest Player Award. With both passing touchdowns coming in the opening quarter, it marked the second consecutive week that he had thrown for two scores in the first quarter; the first two times of his career. Plummer's first scoring toss covered 18 yds. to Shannon Sharpe and his second went for 44 yds. to Ashley Lelie. His 40-yard run in the second quarter was the longest of his career and the longest rush ever by a Broncos quarterback, topping Bubba Brister's 38-yd. touchdown run at Kansas City, Nov. 16, 1998, also on Monday Night Football. In Wk. 4 vs. Det. (9/28), Plummer completed 25-of-34 passes (73.5) for 277 yds. and two touchdowns while leading the team in rushing with 40 yds. on six carries (6.7). His touchdowns covered 29 yds. to Lelie and 1 yd. to Sharpe, and gave him seven touchdown passes in his last three games. On the two touchdown drives—which came on back-to-back possessions in the first half—Plummer completed all 10 of his passes for 133 yds. In the first half, he put together a string of 16 consecutive pass completions, tying the fourth longest streak in franchise history (third longest in within one game). Additionally, Plummer's 73.5 completion percentage was the second-best of his career, and it marked the first time in his career that he had completed 66.7 percent of his passes or better in three consecutive games. In Wk. 5 at K.C. (10/5), he completed 20-of-38 passes (52.6) for 220 yds. and one touchdown while adding 22 yds. rushing on three attempts (7.3). Plummer's lone touchdown came on a rollout in the red zone on which he found tight end Dwayne Carswell in the end zone for a 6-yd. touchdown pass. With the touchdown, he extended his streak to eight touchdowns with no interceptions since Wk. 2. Returning to the lineup against S.D. (11/16) after missing four games, Plummer showed no ill effects of the layoff, completing 23-of-34 passes (67.6) for 253 yds. and three touchdowns, while throwing one interception, for a passer rating of 106.6. All three of his touchdowns went to tight end Shannon Sharpe, which made Sharpe the NFL's all-time leader in touchdown receptions by a tight end, passing Jerry Smith (Wash.), who had 60. He also tossed Rod Smith's 600th career reception, making Smith the 31st player in NFL history to achieve that number. Plummer's interception was his first since the season opener at Cin. (9/7), snapping a person-best streak of 139 attempts without one. During that span he threw 10 touchdown passes. A week later vs. Chi. (11/23), Plummer completed 19-of-35 passes (54.3) for 176 yds. and a touchdown. His lone scoring toss came on the Broncos' first offensive series when he found Smith in the end zone for a 1-yd. score. At Oak. (11/30), Plummer completed 11-of-20 passes (55.0) for 105 yds. with a touchdown and an interception on a rain-soaked afternoon. His touchdown came on a 4-yd. pass to Shannon Sharpe in the 2nd qtr. A week later in a key divisional rematch vs. 11-1 K.C. (12/7), Plummer operated the offense with precision and efficiency, completing 20-of-29 (69.0) passes for 238 yds. and a touchdown for a passer rating of 105.2 in a 45-27 Broncos win. His lone touchdown came on a 3-yd. pass to fullback Reuben Droughns in the 3rd qtr. to put Denver ahead to stay at 24-21. Plummer completed 22-of-36 passes (61.1) for 269 yds. (his second-highest total of the season) with one interception vs. Cle. (12/14), for a passer rating of 72.6. He also rushed one time for 23 yds., which proved crucial as he put the Broncos near field-goal position on their first play from scrimmage in overtime. The win marked Plummer's first fourth-quarter or overtime game-winning or game-saving drive as a Bronco and was the 22nd of his career. Denver took over at its 25-yd. line with 1:11 remaining in the game, trailing 20-17, with no timeouts. Plummer hit Ashley Lelie for 7 yds., then found him again for 5 yds. and 46 yds. to set up a game-tying 36-yd. field goal by Jason Elam with :06 on the clock. On the first play of the Broncos' initial possession of overtime, Plummer bootlegged for 23 yds. to move Denver to the Cleveland 30-yd. line, ultimately setting up a 25-yd. game-winning field goal by Elam. A week later at 11-3 Ind. (12/21), Plummer engineered the Broncos' biggest road in years with his precision execution

of the offense, lifting the Broncos into the playoffs for the first time since 2000. He completed 14-of-17 passes (82.4) for 238 yds. and a touchdown, and ran for two more scores among his six carries for 22 yds. (3.7). Plummer overcame an early interception that was returned for a touchdown to complete 14 of his final 16 passes in directing the win. His rushing scores came on a 6-yd. dash in the 1st qtr. and a 1-yd. plunge in the 2nd qtr., and he connected with Rod Smith on a 15-yd. score just before halftime. Plummer's 82.4 completion percentage was a career high, while his 60-yd. completion to Ashley Lelie was a season high. He also tied a season high with six rushes for 22 yds. and two touchdowns. Plummer was inactive at G.B. (12/28) with a playoff spot secured. Plummer started and completed 23 of 30 passes (career postseason-best 76.7%) for 181 yds. and a touchdown, with two interceptions, for a passer rating of 74.4 in the Broncos' AFC Wild Card game at Ind. (1/4). He also rushed three times for 18 yds. (6.0). Plummer's lone touchdown pass, a 7-yarder to Rod Smith, came in the 4th qtr.

**2002:** Plummer connected on 18 touchdown passes for the second consecutive year to match a single-season best but finished the season with a 65.7 passer rating and 5.61 average-per-attempt. Overall, he started all 16 games and completed 284-of-530 passes (53.6) for 2,972 yards with 18 touchdowns and 20 interceptions. Plummer was sacked 36 times (248 yards) and rushed 46 times for 283 yards and (6.2)—both single-season highs—and two scores. Against Seattle (9/15), Plummer had 10 completions in 22 attempts for just 107 yards and two sacks but engineered key second-half touchdown drives of 84 and 90 yards in a 24-13 win, his 17th career comeback victory. Reaching a career milestone, Plummer blew past the 15,000-yard passing mark in first quarter vs. San Diego (9/22) with a 65-yard scoring strike to MarTay Jenkins, achieving the mark in his 71st career game. In that game, he completed 16-of-36 for 229 yards, including a 65-yard scoring toss to Jenkins on first possession of game. While hosting the New York Giants (9/29), Plummer hit 23-of-32 passes (71.9%) for 168 yards while picking up his 18th career comeback victory in 21-7 win by guiding the Cardinals to two fourth-quarter touchdowns. Plummer posted another steady performance in Arizona's 16-13 win at Carolina (10/6) with 18 completions in 40 attempts for 221 yards—his 19th comeback victory. Plummer authored career comeback victory No. 20 in a 9-6 overtime win vs. Dallas (10/20), where he connected on 23-of-46 attempts for 232 yards and added another 46 yards on four carries. The key play, in overtime, set the table for a game-winning field goal as he and wide receiver David Boston pulled off an improvisation that resulted in a 20-yard interference call to set up a 40-yard field goal four plays later. Plummer overcame a nightmarish start at San Francisco (10/27) as Cards fell to 31-7 deficit at halftime but rallied in second half, however, to score on three consecutive possessions, beginning with a vintage 34-yard touchdown scramble up the middle to cut deficit to 31-14—the longest touchdown run of his career. He later guided the team to long scoring drives of 68 yards in 12 plays and 69 yards in 11 plays, but the comeback bid fell a little short. He had an impressive first half vs. St. Louis (11/3) with 11 completions in 14 attempts for 124 yards, including a seven-yard scoring toss to Frank Sanders, and added 24 yards on four rushing attempts, including a 17-yard run in third quarter. Plummer opened game at Philadelphia (11/17) with six consecutive completions and threw two first-half touchdown passes of 12 yards to rookie McAddley and 2 yards to fullback Joel Makovicka. He finished the game 20-of-35 for 170 yards, but succumbed to season-high four quarterback sacks and threw one interception. In an efficient game vs. Detroit (12/8), Plummer completed 24-of-43 passes for 228 yards, including two touchdowns and just one interception but was sacked a season-high six times for 48 yards in the Cardinals' 23-20 overtime win. He opened the scoring with 1-yard touchdown toss to Makovicka in first quarter then found Nate Poole on third-and-3 for a 10-yard scoring connection with just 45 seconds left in first half. Plummer capped a solid day by arching a touch pass to Kevin Kasper for a diving, 23-yard gain on third-and-7 in overtime to the Detroit 28-yard line, which set up the game-winning field goal three plays later in his 21st career comeback victory. In producing one of his best efforts of the season, Plummer hit 17-of-27 passes for 258 yards and two touchdown passes at St. Louis (12/15). He brought the Cards back from a 24-7 halftime deficit with outstanding third quarter when he completed five-of-five passes for 135 yards, highlighted by an 80-yard scoring connection to Shipp—the longest touchdown pass of his career. Plummer opened the season finale at Denver (12/29) with effective first half of 10 completions in 18 attempts for 91 yards and a 1-yard scoring connection to Kasper to pull the Cards within 9-7 at halftime, but struggled in second half, however, with just three completions in nine attempts before he was pulled for Josh McCown midway through fourth quarter.

**2001:** Plummer received high marks for exhibiting patience, intelligence and judgement in an efficient season and joined N.Y. Giants passer Kerry Collins as the only two quarterbacks to take every snap from center for their teams. He connected on 304-of-525 pass attempts (57%) for 3,653 yards (6.96 average-per-attempt) with 18 touchdowns and 14 interceptions. Additionally, he rushed 35 times for 163 yards (4.7-yard average) and was sacked 29 times (-204 yards). Plummer finished as the NFL leader with 1,277 fourth-quarter passing yards and threw 10 touchdown passes in the final period to tie with San Francisco's Jeff Garcia for tops in the NFC. At the conclusion of the season, he had a stretch of 142 passes without an interception until a fourth-quarter toss at Washington (1/6) bounced off the



hands of an intended receiver into arms of a Redskin defender. The pick marked only his second interception in final 205 attempts of the season. During the season, Plummer engineered his 13th, 14th, 15th and 16th career comeback victories. Plus the four touchdown passes and only one interception vs. Detroit (11/18) helped him finish the season with a +4 touchdown-to-interception ratio, which was the first time it happened in his career. In the season opener vs. Denver, he completed a 26-yard strike to David Boston on the first play of game, where he surpassed the 11,000-yard career passing mark. Plummer finished the game with 16 completions on 28 attempts for 242 yards with one touchdown and one interception. In the game vs. Atlanta (9/30), he had an impressive completion mark of 65.7 percent on 23-of-35 passes for 276 yards, including a stretch of 11 consecutive pass completions. However, this was overshadowed by three interceptions and a fumbled center exchange. Plummer spun his fourth-quarter comeback magic for the 13th time in his career—fifth against the Eagles—with a 21-20 win in Veterans Stadium (10/7). He guided the team on a 74-yard, eight-play drive that took just 64 seconds. With the Eagles leading 20-14, Plummer hit MarTay Jenkins for gains of 16 and 28 yards setting up a first down at Philadelphia's 35-yard line with 28 seconds left. Plummer looked down the left side to a blanketed Boston, then threw a blind pass toward the opposite corner, where Jenkins adjusted to the under-thrown pass, spun away from Pro-Bowl cornerback Troy Vincent at the 3-yard line, and dove across the goal line with nine seconds left in the game. Posting another fine outing, he connected on 16-of-25 passes for 228 yards, with one touchdown, no interceptions and suffered no sacks in the Cardinals' 24-16 win over Kansas City (10/21). Plummer demonstrated impressive game management in the Cardinals' 45-38 win over Detroit (11/18). Compiling his 14th-career comeback victory, he brought the Cards back from a 31-21 deficit in fourth quarter. Plummer was efficient, completing 21-of-33 passes for 334 and four touchdowns as he found Boston, Sanders, and Jenkins for scoring plays with a season best 10.14-yard average-per-attempt. The 45 points tied for the most by a Cardinals team since 49 vs. New Orleans in 1977. Authoring his 15th-career comeback-win at San Diego (11/25), he hit 9-of-13 passes in the fourth quarter for 112 yards and guided his team to a 20-17 victory. Overall in the game, he hit 19-of-31 attempts for 241 yards, including a 37-yard scoring toss to Boston in the second quarter. Plummer etched career comeback No. 16 in the books with a 34-31 overtime victory at Oakland (12/2). Hidden in his 22-of-38 for 249 yard effort was his outstanding second-down numbers of 12-of-14 for 182 yards. He finished the first half 13-of-20 for 136 yards as Cards took 20-7 lead into the locker room. After Oakland took a 24-23 lead with 1:47 left, Plummer needed just 29 seconds to regain the lead as he found Boston on a 50-yard crossing route with 1:26 to play to give Cards a 29-24 advantage. He followed that with key effort on two-point conversion as he slithered into the end zone for a 31-24 advantage, which later sent game into overtime as Raiders scored on 10-play, 78-yard drive with ensuing possession. Arizona went on to win the game in overtime on a field goal in the extra period. Plummer connected on 17 of 31 passes for 144 yards in a 17-10 win over Dallas (12/23), including a key 58-yarder to Frank Sanders in second quarter to set up go-ahead touchdown. He came back the next week at Carolina (12/30) and hit 12-of-23 passes for 173 yards and a pair of scoring passes to Boston to enjoy his third consecutive game without interception and a 30-7 win.

**2000:** As a 14-game starter, Plummer completed 270-of-475 pass attempts (56.8%) for 2,946 yards with 13 touchdowns and 21 interceptions, and his passer rating of 66.0 was nearly 16 points higher than 1999's 50.8 figure. During the course of the season, Plummer had touchdown passes of 50 yards or more in three consecutive games (weeks 5 through 7), matching the same feat accomplished by Neil Lomax in 1983. Plummer was named NFC Offensive Player of the Week after the Cards' 32-31 win over Dallas (9/10). In the game, he posted a career best 75 percent completion figure (18 completions in 24 attempts) as he brought Cards back from an 11-point deficit with two fourth-quarter touchdown passes for his 12th career comeback victory. Along the way, he twice hit wide receiver Frank Sanders on a third down touchdown passes of 4 and 17 yards, the latter with 1:54 remaining to bump the final margin to 32-31. Plummer had an efficient, mistake-free effort in the Cards' 29-21 victory over Cleveland (10/8), by completing 17-of-30 attempts for 171 yards with two touchdowns and no interceptions. He had an up-and-down performance vs. Washington (11/5) but finished with 12 completions in 19 attempts for 146 yards and was able to pull out a pivotal 16-15 victory. With those 146 passing yards against Washington, Plummer became the fastest Cardinal to reach 10,000 career passing yards in only his 47th appearance. The next week, he had a solid, mistake-free game at Minnesota (11/12) and completed 19-of-28 passes for 219 yards, suffered two sacks and avoided an interception. He endured a beating at Philadelphia (11/19), leaving the game twice, the final time early in the fourth quarter as back-up quarterback Dave Brown finished the contest. He left that game with bruised ribs and sprained thumb, and was declared the inactive third quarterback vs. the N.Y. Giants (11/26). Back in the lineup at Cincinnati (12/3), Plummer connected on 22-of-44 attempts for 278 yards and a pair of scoring strikes of 38 and 15 yards to Boston. The next week, he again was inactive, this time at Jacksonville (12/10) while recovering from rib/sternum injuries. After a full week of practice, he returned vs.

Baltimore (12/17) and performed impressively against the league's top defense. Plummer concluded a frustrating season with a 14-for-31 effort and 144 yards at Washington (12/24) with three interceptions (2 at the goal line) and lost one fumble.

**1999:** Plummer suffered a sprained thumb in the second preseason game, a broken finger midway through the year and nagging hip and groin injuries, which all contributed to his 50.8 passer rating. Additionally, a five-week absence contributed to him completing just 201 passes in 381 attempts (52.8%) for 2,111 yards, nine touchdowns, and 24 interceptions. The thumb injury came in the pre-season vs. Tennessee (8/20) when early in first quarter while Titans defensive end Mike Jones was sacking Plummer, defensive tackle Jason Fisk slapped at the ball in Plummer's hand and yanked his thumb. He was diagnosed with a sprained thumb, and Plummer saw little or no practice time in the coming weeks while the injury healed. The inactivity was obvious over the first six weeks of the regular season, as he completed just 93 of 181 passes (51.4%) for 928 yards, 3 touchdowns and 14 interceptions. A broken finger vs. Washington (10/17) forced him to miss five starts. On the opening possession of second half, Plummer was sacked by Washington linebacker Shawn Barber, who came in untouched on fierce blindside hit. Plummer's ring finger of his right hand got lodged between Barber's facemask and helmet, and was bent sideways. In-stadium x-rays disclosed a spiral fracture that sidelined Plummer for the next five weeks. Plummer returned to action by opening the second half at the Meadowlands vs. the N.Y. Giants (11/28) in relief of Brown with Cardinals down 10-6 at halftime. On his second possession following a turnover, Plummer guided the Cardinals 16 yards in five plays for a touchdown, with 2-yard toss in left corner of end zone that Moore stole away from a Giant defender to give Cards 13-10 lead. He later connected with tight end Johnny McWilliams for a 9-yard touchdown toss to open fourth quarter and extended their lead to 20-10, completing five consecutive passes on the drive. Plummer again responded with nine-play, 60-yard drive that put the Cardinals up 34-17, in a game they eventually won 34-24. Back in starting saddle the next week vs. Philadelphia (12/5), Plummer had completed just 8-of-15 passes for 53 yards and faced a 17-7 deficit after three quarters. With 10:50 left in the game, the Cards had managed just 79 yards total offense to the Eagles' 252 yards. Plummer rallied the Cards in the fourth quarter with two touchdowns in the final five minutes for his 11th come-from-behind victory by completing 12-of-19 passes for 126 yards, throwing for one touchdown and running for another, in 21-17 win. He came out smoking at Atlanta (12/26) and guided the Cards to scoring drives of 86 yards (13 plays) and 74 yards (8 plays). Finishing the game 11-of-13 for 179 yards, his only misfires were an incompleteness and game-ending interception. Plummer concluded an injury-plagued season with career-high 35 completions on 57 attempts for 396 yards (second highest), a pair of touchdowns and three interceptions at Green Bay (1/2). He was excellent on first-down, completing 20-of-29 for 246 yards. After a first half of 15 completions on 27 attempts for 149 yards and two interceptions, Plummer heated up in second half with 20 completions in 30 pass attempts for 247 yards and two scores. Seven times he converted third-down situations with pass completions for first-down yardage, and showed authority on his passes and good decision-making in three second-half scoring drives for touchdowns.

**1998:** Plummer—second to Green Bay's Brett Favre (347-551) in the NFC with 547 pass attempts and 324 completions—earned Pro Bowl alternate status. He guided the Cardinals to a single-season league record seven wins in eight games decided by three points or less. He opened the season with 14 completions in 36 attempts for 166 yards in a loss at Dallas (9/6), and suffered a sub-par performance at Seattle (9/13) against a fierce Seahawks pass rush that sacked him seven times and pressured him throughout the game. Displaying patience with just 137 yards passing on 35 attempts (21 completions) in the home opener vs. Philadelphia (9/20), Plummer connected on a key 7-yard scoring play to McWilliams on third-and-seven with seven minutes left to give the Cards a 10-3 lead. On the next drive, he found McWilliams again on third down for 26 yards to midfield, as the Cards eventually scored and held on for 17-3 win. Plummer played an efficient, near error-free game at St. Louis (9/27) with 211 yards on 21-of-31 passing with one touchdown and one interception, as Arizona won 20-17. He connected with Sanders for 13-yard scoring play in the second quarter, and later sealed game by completing his final five passes, including 4-for-4 for 21 yards on the game-winning 10-play, 75-yard scoring drive. Against Chicago (10/11), Plummer finished with a 72 percent completion mark on 18-of-25 passes for 157 yards, including outstanding third-down numbers of seven of 10 attempts for 67 yards. Twice he converted fourth-and-short plays with quarterback sneaks of one and three yards, the first of which kept a drive going for an eventual touchdown and 10-0 first-half lead. Plummer later converted a third-and-seven situation at Chicago's 11-yard line with a 9-yard throw to Sanders on crossing pattern, which set up Bates' second score and a 17-0 Cards lead in their eventual 20-7 win. Plummer weathered an inauspicious start at Detroit (11/1) to engineer a hard-fought 17-15 victory against a pressing Lions defense. In the first quarter, he was sacked on three consecutive third-down plays, fumbled twice (losing 1), and tossed an interception to open second quarter which Detroit converted into a field goal and 3-0 lead. After regrouping, he tossed a 16-yard scoring pass to Sanders



midway through second period and finished the first half with 5 completions in 9 attempts for 44 yards. Plummer heated up in the second half when he hit Moore for 21 yards, McWilliams for 19, and then found Moore over the middle in the end zone from 36 yards to give the Cards a 14-9 lead. He guided team into field-goal range in fourth quarter, and kicker Joe Nedney booted home the game-winner from 53 yards with 2:46 left. Plummer finished the contest with 15 completions on 25 attempts for 198 yards. After a mediocre first half of six completions in 13 attempts for 48 yards vs. Washington (11/8), Plummer completed a franchise-record 15 consecutive completions to open the second half of the Cardinals' 29-27 win, finishing the second half 16-of-17 for 138 yards. Overall in the contest, Plummer hit 22-of-30 attempts for 186 yards and a single-game best 73.3 completion percentage, including a four-yard touchdown pass to Centers in third quarter. But he saved his best for last when he took the Cardinals 50 yards in five plays and 22 seconds to set up the game-winning field goal with two seconds left. Playing before a national television audience and sold-out Sun Devil Stadium vs. Dallas (11/15), Plummer authored one of the most improbable comeback efforts in recent NFL history as he rallied the Cardinals from a 28-0 deficit. He compiled 465 passing yards—314 in the second half—in a furious comeback to bring Arizona to within 35-28 and the football on the Cowboys' 5-yard line. Had either of the two game-ending end zone incompleteness been completed and led to a Cardinals victory, the outcome would have equalled the greatest regular-season comeback in NFL history, matching an effort authored by Joe Montana vs. New Orleans, Dec. 7, 1980, when the 49ers overcame a 35-7 deficit and won 38-35 in overtime. In the second half, he completed 18-of-33 attempts for 314 yards and two touchdowns, and the 465 passing yards set a Sun Devil Stadium NFL high and ranked third overall in Cardinals history, trailing only 522 yards by Boomer Esiason at Washington (1996) and 468 by Neil Lomax at Washington (1984). The 56 attempts rank fourth in team history and the 31 completions rate eighth. Plummer's 465 passing yards is just five yards shy of most by second-year player in NFL history behind Dan Marino (470 in 1984), Vinny Testaverde (469 in 1988) and Johnny Lujack (468 in 1949). The next week at Washington (11/22), Plummer led the Cards to a 31-0 lead in first half, only to see the Redskins stage improbable comeback in a wild 45-42 Arizona victory. He connected on 8-of-16 attempts for 154 yards and a touchdown in first half and added scoring runs of 1 and 10 yards as Arizona vaulted to 31-6 lead at halftime. Washington scored on three consecutive possessions to pull within 38-35 with nine minutes left, but Plummer took the Cards 55 yards in 10 plays, capped by a 1-yard sneak for his third touchdown of the game and a 45-35 advantage. He finished the game with 17 completions on 28 attempts, 251 yards, with two touchdowns and one interception. His three rushing touchdowns were the most by an NFL quarterback since New Orleans' Archie Manning did it against Chicago (10/2, 1977). Plummer waved the magic wand again at Philadelphia (12/13) with his seventh fourth-quarter comeback victory in just 23 NFL starts—a 20-17 overtime win. In the first half, he completed five of nine attempts for 65 yards, then responded in second half with 13 completions in 17 attempts for 169 yards, including eight of final 10 pass attempts in fourth quarter and overtime. Plummer celebrated his 24th birthday (12/19) with another impressive comeback effort as he took the Cards 73 yards on six plays with just 1:21 left to allow kicker Chris Jacke to nail game-winning 36-yard field goal as time expired in a 19-17 win over New Orleans (12/20). He started the game red hot with 22 completions in 30 attempts for 239 yards in first half, including eight connections for 85 yards to Sanders, but the Cards still faced a 10-6 deficit after New Orleans' Sammy Knight returned a second-quarter interception 39 yards for a touchdown. Rising to the challenge in fourth quarter, Plummer faced a 17-16 deficit with 1:21 to play. He backed up to his own 8-yard line, connected with Sanders over the middle for gains of 25 and 28 yards on consecutive plays, and following a procedure penalty that resulted in a second-and-15 near midfield, Plummer scrambled up the middle for 21 yards to the New Orleans 23-yard line. He then ran a quarterback keeper for four yards with 30 seconds left, setting up the game-winning field goal. For his effort, he was honored as the NFL's Player of the Week. Plummer capped an improbable season in unlikely fashion in the finale vs. San Diego (12/27) as he delivered the Cardinals franchise to its first postseason berth since 1982 by completing 10-yard pass to Sanders with three seconds left to set up a 52-yard game-winning field goal by Jacke in the 16-13 win. **Postseason:** Plummer guided Arizona to its first postseason victory in 51 seasons as he led the way in a 20-7 upset victory in the wild-card playoff win at Dallas (1/2). He connected on 19-of-36 pass attempts for 213 yards while avoiding a sack for only the second time in 1998. The next week, Plummer suffered through a nightmarish start in divisional playoff at Minnesota (1/10) with no completions in four attempts and two interceptions by the midway point of the second quarter. After the Vikings sailed to 17-0 lead, Plummer regrouped to guide Cards on 13-play, 80-yard scoring drive that consumed 7:52 and cut deficit to 17-7. He connected on 5-of-6 passes for 59 yards on the drive, twice hitting receivers to convert third-down yardage and keep drive alive. After posting first-half stats of six completions in 12 attempts for 65 yards with two interceptions, he settled down in second half to complete 17 of 29 passes for 177 yards.

**1997:** Plummer established himself, to quote former San Francisco 49ers Head Coach and Pro Football Hall of Famer Bill Walsh, as "one of the bright young stars in the NFL in years" with his memorable rookie season. He opened the campaign as the third quarterback behind starter Kent Graham and back-up Stoney Case but after Graham started the first six games and yielded to Case due to a knee injury, Plummer received his first NFL action in Week 7 at Philadelphia (10/19). After that, he never looked back. In 10 appearances (9 starts), Plummer recorded a Cardinals rookie passing records by completing 157-of-296 passes (53%) for 2,203 yards and 15 touchdowns with 15 interceptions. In what amounted to little more than one-half of a season, he nearly equalled the season touchdown pass totals of such marquee quarterbacks as San Francisco's Steve Young (19), Dallas' Troy Aikman (19), Detroit's Scott Mitchell (19), Jacksonville's Mark Brunell (18), Baltimore's Vinny Testaverde (18), Washington's Gus Frerotte (17) and Miami's Dan Marino (16). His average per attempt of 7.44 yards ranked sixth in the league, bettering Denver's John Elway (7.24), New England's Drew Bledsoe (7.10), Seattle's Warren Moon (6.97), Marino (6.90), Pittsburgh's Kordell Stewart (6.86), Mitchell (6.84), Minnesota's Rob Johnson (6.72), Frerotte (6.67), Tampa Bay's Trent Dilfer (6.62), Tennessee's Steve McNair (6.42), Aikman (6.34), Chicago's Erik Kramer (6.31) and the N.Y. Giants' Danny Kanell (5.92). Plummer led the league with an average-per-completion mark of 14 yards, a full one-half yard ahead of Oakland long-baller Jeff George (13.5). In his fourth NFL start against the N.Y. Giants at the Meadowlands (11/16), Plummer set an NFL rookie single-game passing record with 388 yards, breaking Aikman's previous mark (379 yards) established against the Cardinals in 1989. His four touchdown passes vs. Washington (12/7) were most by an NFL rookie since Bledsoe also notched four in 1993. Plummer joined Aikman, Bledsoe and Jim Plunkett as the only NFL quarterbacks to throw four touchdown passes in one game as a rookie, and was named NFC Offensive Rookie of the Month for November with 76 completions in 133 attempts (57.1%) for 1,156 yards and five touchdowns, a passer rating of 82.7. After being the inactive third quarterback for first six games, his first NFL appearance provided a spark at Philadelphia (10/19) as the Cardinals' offense faltered into the fourth quarter. He entered game at 10:26 of the fourth stanza with the ball on the Cards' 2-yard line and marched the Cards 98 yards for a touchdown in 14 plays, the longest touchdown drive in the NFL in 1997. He also became the first NFL quarterback to take his team more than 66 yards for a score in his first possession. Plummer made his second consecutive start vs. the Eagles (11/2), but struggled through three quarters before Graham relieved him in the fourth period of Cards' 31-21 victory. He completed 13 of 22 attempts for 148 yards at Dallas (11/9) and gained 51 yards on seven rushing attempts but suffered eight sacks. The next week, he established an NFL rookie passing mark at N.Y. Giants (11/16) with 388 yards on 22 completions in 33 attempts, including scrambling away from pressure for 70-yard scoring toss to Sanders on third play of the second half—Arizona's longest play from scrimmage in 1997. Plummer fought through a frustrating first half at Baltimore (11/23) with just 7 completions on 15 attempts for 64 yards but responded in second half to connect with Sanders on 4-yard touchdown pass on fourth down with four minutes left in the game. He took the Cards 55 yards in six plays and 34 seconds with four completions in five attempts to set up game-winning 43-yard field goal. Plummer smoked Washington's fourth-ranked pass defense, including talented cornerbacks Darrell Green and Cris Dishman, for 337 yards and four touchdowns while bringing the Cards back from numerous deficits along the way. Facing a 17-0 hole in second quarter, Plummer guided Arizona to two quick scores narrowing the lead to 17-14 at the half. The highlight of the game was a 37-yard touchdown toss to tight end Gedney in third quarter when Plummer rolled out on a naked boot-leg, juked a Redskins defender in the flat, and delivered a perfect throw to the middle of the field. Unfortunately, he saw Dishman return a third-quarter interception 29 yards for a touchdown and lost a fumble on a sack midway through the fourth quarter as Washington converted the turnover into a 38-28 lead. Plummer cruised through an impressive first half at New Orleans (12/14) on 13-of-21 passing for 142 yards and just one sack. He guided the Cards on a 15-play, 80-yard scoring march to open the game and stake Arizona to a 7-0 lead. Plummer later scrambled 10 yards for his first rushing touchdown as a pro to cap the drive—in run reminiscent of his Rose Bowl touchdown against Ohio State as he stepped around numerous defenders and dove head first into the end zone. In the second half, however, he managed just four completions in 16 attempts, 38 yards, was sacked four times, fumbled once and threw two interceptions. Plummer recovered and had a memorable performance in the season finale against Atlanta (12/21). Though he completed just 9-of-20 attempts in the first half, he tossed a 1-yard scoring pass to Gedney and vaulted over from the 1-yard line in the second quarter. After a single possession in the third quarter resulted in two incomplete passes and a sack, Plummer stepped up for scintillating fourth-quarter comeback. Trailing 26-14 with less than eight minutes remaining, he guided Arizona 69 yards in eight plays, capped by a 21-yard scoring toss to Moore to cut the lead to 26-21 with five minutes left. He once again worked his magic on a 12-play, 80-yard drive in the final two minutes, highlighted by a 4-yard run converting a fourth-and-one situation with 24 seconds left, then connected with Centers for a 1-yard touchdown pass with nine ticks left on the clock. A two-point conversion run on the following play vaulted the Cardinals to a 29-26 win.



**COLLEGE:** Plummer captured the hearts and imagination of college football fans nationwide with his exciting, improvisational style that carried Arizona State to an undefeated 1996 regular season and a trip to the Rose Bowl. He finished third in the Heisman Trophy balloting, which was the the highest finish for a Pac-10 Conference player since Washington defensive tackle Steve Emtman placed fourth in 1991. A rare four-year starting quarterback as a collegian, he started 40 consecutive games and rolled to a 15-8 record in Sun Devil Stadium (.652). Plummer set ASU career records for completions (632), pass attempts (1,142) and passing yards (8,827) with the latter surpassing the mark (6,717 yards) of future Dallas Cowboy Danny White (1971-73). His 65 touchdown passes also surpassed White's Sun Devil record. Only Steve Stenstrom of Stanford (75 touchdowns, 1991-94) and John Elway of Stanford (77 touchdowns, 1979-82) threw more touchdown passes in Pac-10 Conference history. A consensus All-America selection and unanimous Pac-10 offensive player-of-the-year as a senior, he was the first A.S.U. player named Pac-10 Conference Player of the Year. Plummer completed 198-of-348 passes (56.9%) for 2,776 yards and 24 touchdowns, and also scored four touchdowns on 95 rushing attempts and posted a pivotal 16-yard touchdown reception at UCLA. In addition, he led the Sun Devils to a stunning 19-0 shutout of defending national champion Nebraska at Sun Devil Stadium, completing 20-of-36 passes for 292 yards. It marked the Cornhuskers' first loss since the 1993 Orange Bowl and their first regular-season setback since a 19-10 defeat to Iowa State in 1992. Earning first team all-Pac-10 Conference honors as a junior, he finished with 173 completions on 301 attempts for 2,222 yards and 17 touchdowns. Plummer was the first true freshman quarterback in 1993 to start at Arizona State since John Walker in 1984, and led ASU to a 4-2 record in games he started, including wins in four of the last five outings.

**PERSONAL:** Plummer was a prep All-American at Capital High School in Boise, Idaho, after passing for 6,097 yards and 68 touchdowns in his final two years. He completed 205 of 297 passes (69%) and rushed for 645 yards and 10 touchdowns as a senior. A two-time All-Idaho selection as quarterback and punter, he captained the football and baseball teams as a senior. His brother, Brett, holds Brown University's 800-meter dash record. Plummer created the Jake Plummer Foundation in 1999, which was founded to provide opportunities for children's causes as well as raise funds and generate awareness for Alzheimer's disease organizations. His foundation holds a bowl-o-rama each spring, and the first five events in 1997-2003 in the Phoenix area raised approximately \$450,000 for Children's Hospital, the Alzheimer's Association and Homeward Bound. He held his first event in Denver in 2004, and the proceeds benefited the Alzheimer's Association and Family Tree. Plummer appeared on the "Wheel of Fortune" game show in January 1999 as one of 12 NFL players participating for their charities featured during Super Bowl week, and he won the nationally-televised Quarterback Shootout in 1999 and 2000. He owns two Bassett hounds named Willis and Shelby, and is an avid golfer. Jason Steven Plummer was born on Dec. 19, 1974, in Boise, Idaho.

#### PLUMMER'S REGULAR SEASON RECORD

Year	Club	PASSING										Rtg.
		G	S	Att.	Comp.	Pct.	Yds.	Yds./Att.	TD	% Int.	% LG	Sack/Yds.
1997	Arizona	10	9	296	157	53.0	2,203	7.44	15	5.1	15	73.1
1998	Arizona	16	16	547	324	59.2	3,737	6.83	17	3.1	20	75.0
1999	Arizona	12	11	381	201	52.8	2,111	5.54	9	2.4	24	50.8
2000	Arizona	14	14	475	270	56.8	2,946	6.20	13	2.7	21	66.0
2001	Arizona	16	16	525	304	57.9	3,653	6.96	18	3.4	14	79.6
2002	Arizona	16	16	530	284	53.6	2,972	5.61	18	3.4	20	65.7
2003	Denver	11	11	302	189	62.6	2,182	7.23	15	5.0	7	91.2
<b>CAREER TOTALS</b>		<b>95</b>	<b>93</b>	<b>3,056</b>	<b>1,729</b>	<b>56.6</b>	<b>19,804</b>	<b>6.47</b>	<b>105</b>	<b>3.4</b>	<b>121</b>	<b>71.2</b>

Year	Club	RUSHING										Rtg.
		Att.	Yds.	Avg.	LG	TD	TD	TD	TD	TD	TD	Pts.
1997	Arizona	39	216	5.5	31	2	2	2	0	0	1	14
1998	Arizona	51	217	4.3	27	4	4	4	0	0	0	24
1999	Arizona	39	121	3.1	17	2	2	2	0	0	0	12
2000	Arizona	37	183	4.9	24	0	0	0	0	0	0	0
2001	Arizona	35	163	4.7	21	0	0	0	0	0	1	2
2002	Arizona	46	283	6.2	34	2	2	2	0	0	0	12
2003	Denver	37	205	5.5	40	3	3	3	0	0	0	18
<b>CAREER TOTALS</b>		<b>284</b>	<b>1,388</b>	<b>4.9</b>	<b>40</b>	<b>13</b>	<b>13</b>	<b>13</b>	<b>0</b>	<b>0</b>	<b>2</b>	<b>82</b>

#### PLUMMER'S POSTSEASON RECORD

Year	Club	PASSING										Rtg.
		G	S	Att.	Comp.	Pct.	Yds.	Yds./Att.	TD	% Int.	% LG	Sack/Yds.
1998	Arizona	2	2	77	42	54.5	455	5.91	2	2.6	4	59.2
2003	Denver	1	1	30	23	76.7	181	6.03	1	3.3	2	74.4
<b>CAREER TOTALS</b>		<b>3</b>	<b>3</b>	<b>107</b>	<b>65</b>	<b>60.7</b>	<b>636</b>	<b>5.94</b>	<b>3</b>	<b>2.8</b>	<b>6</b>	<b>63.5</b>

Year	Club	RUSHING										Rtg.
		Att.	Yds.	Avg.	LG	TD	TD	TD	TD	TD	TD	Pts.
1998	Arizona	7	10	1.4	5	0	0	0	0	0	0	0
2003	Denver	3	18	6.0	10	0	0	0	0	0	0	0
<b>CAREER TOTALS</b>		<b>10</b>	<b>28</b>	<b>2.8</b>	<b>10</b>	<b>0</b>	<b>0</b>	<b>0</b>	<b>0</b>	<b>0</b>	<b>0</b>	<b>0</b>

#### PLUMMER'S SINGLE GAME HIGHS

(Postseason in parenthesis)

**Most pass attempts** — 57 at Green Bay, 1/2/00 (41 at Minnesota, 1/10/99); **Most pass completions** — 35 at Green Bay, 1/2/00 (23 at Indianapolis, 1/4/04 and at Minnesota, 1/10/99); **Most yards passing** — 465 vs. Dallas, 11/15/98 (242 at Minnesota, 1/10/99); **Best completion percentage** — 82.4% (14-17) at Indianapolis, 12/21/03 (76.7% (23-30) at Indianapolis, 1/4/04); **Most touchdown passes** — 4 vs. Detroit, 11/18/01 vs. Washington, 12/7/97; (2 at Dallas, 1/2/99); **Longest pass completion** — 80, TD, to Marcel Shipp at St. Louis, 12/15/02 (59 at Dallas, 1/2/99); **Most rushing attempts** — 7 four times, most recently vs. New York Giants, 9/29/02 (3 at Indianapolis, 1/4/04); **Most yards rushing** — 51 at Dallas, 11/9/97 (18 at Indianapolis, 1/4/04); **Longest rush** — 40 vs. Oakland, 9/22/03 (10 at Indianapolis, 1/4/04); **Most rushing touchdowns** — 3 at Washington, 11/22/98 (none).

#### PLUMMER'S REGULAR SEASON TOP FIVE

##### COMPLETIONS

35 — at Green Bay, 1/2/00 (57 att., 396 yds., 2 TD, 3 INT)  
32 — vs. New Orleans, 12/20/98 (44 att., 394 yds., INT)  
31 — vs. Dallas, 11/15/98 (56 att., 465 yds., 3 TD, INT)  
28 — at N.Y. Giants, 9/3/00 (49 att., 318 yds., 2 TD, 3 INT)  
27 — at N.Y. Giants, 12/15/01 (45 att., 297 yds., 1 TD)

##### ATTEMPTS

57 — at Green Bay, 1/2/00 (35 comp., 396 yds., 2 TD, 3 INT)  
56 — vs. Dallas, 11/15/98 (31 comp., 465 yds., 3 TD, INT)  
49 — at N.Y. Giants, 9/3/00 (28 comp., 318 yds., 2 TD, 3 INT)  
48 — at Philadelphia, 9/12/99 (25 comp., 274 yds., TD, 3 INT)  
47 — vs. New Orleans, 10/29/00 (26 comp., 289 yds., TD, 2 INT)

##### PASSING YARDS

465 — vs. Dallas, 11/15/98 (31 of 56, 3 TD)  
396 — at Green Bay, 1/2/00 (35 of 57, 2 TD, 3 INT)  
394 — vs. New Orleans, 12/20/98 (32 of 42, INT)  
388 — at N.Y. Giants, 11/16/97 (22 of 33, TD, 2 INT)  
337 — vs. Washington, 12/7/97 (19 of 38, 4 TD, 2 INT)

##### PASSING TOUCHDOWNS

4 — vs. Detroit, 11/18/01 (21 of 33, 334 yds.)  
4 — vs. Washington (19 of 38, 337 yds.)  
3 — vs. San Diego, 11/16/03 (23 of 34, 253 yds.)  
3 — at San Diego, 9/14/03 (9 of 13, 94 yds.)  
3 — vs. Dallas, 11/15/98 (31 of 56, 465 yds.)  
3 — vs. Atlanta, 12/21/97 (19 of 39, 237 yds.)

##### COMPLETION PERCENTAGE

82.4 — at Indianapolis, 12/21/03 (14 of 17, 238 yds., TD, INT)  
75.0 — vs. Dallas, 9/10/00 (18 of 24, 243 yds., 2 TD)  
73.5 — vs. Detroit, 9/28/03 (25 of 34, 277 yds., 2 TD)  
73.3 — vs. Washington, 11/8/98 (22 of 30, 186 yds., TD)  
72.7 — vs. New Orleans, 12/20/98 (32 of 42, 394 yds., INT)


#### JAKE PLUMMER CAREER GAME-BY-GAME

(Arizona/Denver victories asterisked)

1997	Opponent	PASSING										RUSHING				
		S/P	Att.	Comp.	Yds.	Pct.	TD	INT	LG	S/Yds.	Rtg.	Att.	Yds.	Avg.	LG	TD
	at Cincinnati															
	vs Dallas*															
	at Washington															
	at Tampa Bay															
	vs Minnesota															
	vs N.Y. Giants															
	at Philadelphia	(P)	9	5	98	55.6	1	0	34	2/14	130.8	3	22	7.3	18	0
	vs Tennessee	(S)	40	21	195	52.5	2	4	19	6/38	43.2	6	34	5.7	10	0
	at Philadelphia*	(S)	18	7	132	38.3	1	1	38	4/24	60.4	3	17	5.7	9	0
	at Dallas	(S)	22	13	148	59.1	0	0	29	8/40	79.4	7	51	7.3	31	0
	at N.Y. Giants	(S)	33	22	388	66.7	1	2	70	8/38	91.5	3	16	5.3	14	0
	at Baltimore*	(S)	34	19	218	55.9	1	2	34	2/16	60.7	5	19	3.8	12	0
	vs Pittsburgh	(S)	26	15	270	57.7	2	0	44	10/53	119.1	3	19	6.3	12	0
	vs Washington	(S)	38	19	337	50.0	4	2	52	5/36	93.9	3	9	3.0	8	0
	at New Orleans	(S)	37	17	180	45.9	0	2	29	5/26	38.1	3	21	7.0	10	1
	vs Atlanta*	(S)	39	19	237	48.7	3	2	44	2/6	72.3	3	8	2.7	4	1
Regular Season Total		9/10	296	157	2,203	53.0	15	15	70	52/291	73.1	39	216	5.5	31	2

1998	Opponent	PASSING										RUSHING				
		S/P	Att.	Comp.	Yds.	Pct.	TD	INT	LG	S/Yds.	Rtg.	Att.	Yds.	Avg.	LG	TD
	at Dallas	(S)	33	14	166	42.4	0	0	41	2/6	58.4	3	8	2.7	6	1
	at Seattle	(S)	36	22	204	61.1	1	3	23	7/41	51.2	3	23	7.7	11	0
	vs Philadelphia*	(S)	35	21	137	60.0	1	0	26	3/8	77.9	2	5	2.5	3	0
	at St. Louis*	(S)	31	21	211	67.7	1	1	29	1/8	84.2	6	10	1.7	8	0
	vs Oakland	(S)	39	23	208	58.9	2	3	23	3/21	58.5	2	11	5.5	8	0
	vs Chicago*	(S)	25	18	157	72.0	0	2	24	1/7	54.9	4	8	2.0	6	0
	at N.Y. Giants	(S)	21	12	139	57.1	1	2	25	7/32	53.6	2	8	4.0	7	0
	at Detroit*	(S)	25	15	198	60.0	2	1	36	4/26	95.1	5	-3	-0.6	1	0
	vs Washington*	(S)	30	22	186	73.3	1	0	18	4/22	100.1	3	50	16.7	27	3
	vs Dallas	(S)	56	31	465	55.4	3	1	57	3/37	93.2	3	6	2.0	4	0
	at Washington*	(S)	28	17	251	60.7	2	1	40	1/13	99.0	6	10	1.7	10	0
	at Kansas City	(S)	37	20	250	54.1	1	2	40	5/36	50.5	1	8	8.0	8	0
	vs N.Y. Giants	(S)	40	18	263	45.0	1	2	54	2/10	54.5	4	18	4.5	11	0
	at Philadelphia*	(S)	26	18	234	69.2	1	1	30	2/14	94.1	3	17	5.7	14	0
	vs New Orleans*	(S)	44	32	394	72.7	0	1	33	0/0	90.5	4	38	9.5	21	0
	vs San Diego*	(S)	41	20	274	48.8	0	0	36	4/29	70.6	0	0	0.0	0	0
Regular Season Total		16/16	547	324	3,737	59.2	17	20	57	49/280	75.0	51	217	4.3	27	4




DENVER  BRONCOS																
at Dallas*†	(S)	36	19	213	52.8	2	2	59	0/0	66.1	3	1	0.3	4	0	
at Minnesota§	(S)	41	23	242	56.1	0	2	39	0/0	53.1	4	9	2.3	5	0	
<b>Playoff Total</b>		<b>2/2</b>	<b>77</b>	<b>42</b>	<b>455</b>	<b>54.5</b>	<b>2</b>	<b>4</b>	<b>59</b>	<b>0/0</b>	<b>59.2</b>	<b>7</b>	<b>10</b>	<b>1.4</b>	<b>5</b>	<b>0</b>
†NFC Wildcard Playoff; §NFC Divisional Playoff																

†NFC Wildcard Playoff; §NFC Divisional Playoff

1999															
PASSING											RUSHING				
Opponent	S/P	Att.	Comp.	Yds.	Pct.	TD	INT	LG	S/Yds.	Rtg.	Att.	Yds.	Avg.	LG	TD
at Philadelphia*	(S)	48	25	274	52.1	1	3	47	1/8	50.2	6	25	4.2	17	0
at Miami	(S)	27	11	112	40.7	0	4	26	2/18	13.7	2	4	2.0	5	0
vs San Francisco	(S)	31	16	176	51.6	0	2	31	5/27	41.9	5	20	4.0	10	0
at Dallas	(S)	33	16	111	48.4	1	3	26	1/4	28.7	3	18	6.0	10	0
vs N.Y. Giants*	(S)	19	13	156	68.4	1	0	37	3/21	110.9	3	3	1.0	3	1
vs Washington	(S)	23	12	99	52.2	0	2	19	2/9	27.3	0	0	0.0	0	0
vs New England				INACTIVE—FINGER											
at N.Y. Jets				INACTIVE—FINGER											
vs Detroit*				INACTIVE—FINGER											
vs Dallas*				INACTIVE—FINGER											
at N.Y. Giants*	(P)	18	12	125	66.7	2	0	23	1/4	123.6	2	0	0.0	1	0
vs Philadelphia*	(S)	37	20	179	54.1	1	1	38	1/6	65.0	7	22	3.1	9	1
at Washington	(S)	32	15	147	46.9	0	3	43	5/27	21.2	2	6	3.0	9	0
vs Buffalo	(S)	30	11	119	36.7	1	1	26†	2/11	46.4	1	-1	-1.0	-1	0
at Atlanta	(S)	26	15	217	57.7	0	2	63	1/5	52.9	6	21	3.5	7	0
at Green Bay	(S)	57	35	396	61.4	2	3	51	3/12	64.7	2	3	1.5	3	0
Regular Season Total	11/12	381	201	2,111	52.8	9	24	24	27/152	50.8	39	121	3.1	17	2

2000															
PASSING										RUSHING					
Opponent	S/P	Att.	Comp.	Yds.	Pct.	TD	INT	LG	S/Yds.	Rtg.	Att.	Yds.	Avg.	LG	TD
at N.Y. Giants	(S)	49	28	318	57.1	2	3	26	1/6	64.8	4	18	4.5	7	0
vs Dallas*	(S)	24	18	243	75.0	2	0	63	2/19	134.5	1	0	0.0	0	0
vs Green Bay	(S)	43	21	189	48.4	0	4	18	1/8	22.3	0	0	0.0	0	0
at San Francisco	(S)	41	24	239	58.5	1	0	56†	0/0	83.3	3	18	6.0	9	0
vs Cleveland*	(S)	30	17	171	56.7	2	0	53†	1/2	95.3	7	-1	-0.1	3	0
vs Philadelphia	(S)	30	18	213	60.0	2	2	70†	1/6	76.1	2	43	21.5	24	0
at Dallas	(S)	31	20	180	64.5	0	3	39	1/13	40.5	3	36	12.0	21	0
vs New Orleans	(S)	47	26	289	55.3	1	2	40	3/20	63.2	1	13	13.0	13	0
vs Washington*	(S)	19	12	146	63.2	0	1	42	1/13	64.8	4	0	0.0	2	0
at Minnesota	(S)	28	19	219	67.9	0	0	41	2/21	91.2	2	9	4.5	5	0
at Philadelphia	(S)	15	8	51	53.3	0	0	16	5/22	60.7	2	11	5.5	10	0
vs N.Y. Giants				INACTIVE—RIBS											
at Cincinnati	(S)	44	22	278	50.0	2	1	51	1/10	75.8	0	0	0.0	0	0
at Jacksonville				INACTIVE—RIBS											
vs Baltimore	(S)	43	23	266	53.5	1	2	56	2/8	60.8	4	6	1.5	5	0
at Washington	(S)	31	14	144	45.2	0	3	42	1/3	19.5	4	30	7.5	20	0
Regular Season Total	14/14	475	270	2,946	56.8	13	21	70†	22/151	66.0	37	183	4.9	24	0

2001															
PASSING										RUSHING					
Opponent	S/P	Att.	Comp.	Yds.	Pct.	TD	INT	LG	S/Yds.	Rtg.	Att.	Yds.	Avg.	LG	TD
vs Denver	(S)	28	16	242	57.1	1	1	47	3/18	82.7	1	19	19.0	19	0
vs Atlanta	(S)	35	23	276	65.7	1	3	58	4/31	63.5	2	-1	-0.5	0	0
at Philadelphia*	(S)	32	18	238	56.3	2	1	35†	1/6	87.8	1	1	1.0	1	0
at Chicago	(S)	37	20	216	54.1	1	0	31	1/10	80.5	2	7	3.5	5	0
vs Kansas City*	(S)	25	16	228	64.0	1	0	49	0/0	106.8	3	20	6.7	15	0
at Dallas	(S)	42	25	233	59.5	0	2	35	2/16	55.0	4	35	8.8	21	0
vs Philadelphia	(S)	41	24	293	58.5	1	1	52	3/23	78.6	0	0	0.0	0	0
vs N.Y. Giants	(S)	25	13	172	52.0	1	1	38†	2/37	70.8	3	9	3.0	8	0
vs Detroit*	(S)	33	21	334	63.6	4	1	68†	2/6	124.2	1	5	5.0	5	0
at San Diego*	(S)	31	19	241	61.3	1	2	37†	3/14	69.4	1	5	5.0	5	0
at Oakland*	(S)	38	22	249	57.9	1	0	50†	1/4	86.4	4	16	4.0	6	0
vs Washington	(S)	34	20	253	58.8	1	1	40	1/7	79.7	3	21	7.0	8	0
at N.Y. Giants	(S)	45	27	207	60.0	1	0	24†	3/10	78.7	3	27	9.0	15	0
vs Dallas*	(S)	31	17	144	54.8	0	0	58	1/10	67.1	1	0	0.0	0	0
at Carolina*	(S)	23	12	173	52.2	2	0	61†	0/0	105.9	4	-1	-0.3	5	0
at Washington	(S)	25	11	154	44.0	0	1	48	2/12	47.8	2	0	0.0	0	0
Regular Season Total	16/16	525	304	3,653	57.9	18	14	68†	29/204	79.6	35	163	4.7	21	0

DENVER  BRONCOS																				
2002										PASSING						RUSHING				
Opponent	S/P	Att.	Comp.	Yds.	Pct.	TD	INT	LG	S/Yds.	Rtg.	Att.	Yds.	Avg.	LG	TD					
at Washington	(S)	36	14	187	38.9	1	1	34	1/0	53.8	2	11	2.8	7†	1					
at Seattle*	(S)	22	10	107	45.5	1	1	20	2/9	56.4	2	27	13.5	23	0					
vs San Diego	(S)	36	16	229	44.4	2	2	65†	3/29	70.0	3	17	5.7	12	0					
vs. New York Giants*	(S)	32	23	168	71.9	1	0	23	1/7	94.3	7	9	1.3	7	0					
at Carolina*	(S)	40	18	221	45.0	1	1	37	1/0	60.5	3	15	5.0	7	0					
vs Dallas*	(S)	46	23	232	50.0	0	0	23	1/4	64.8	4	46	11.5	19	0					
at San Francisco	(S)	36	24	286	66.7	0	3	26	3/17	56.0	5	48	9.6	34†	1					
vs St. Louis	(S)	30	19	193	63.3	1	1	35	3/22	78.9	4	24	6.0	17	0					
vs Seattle	(S)	29	17	226	58.6	0	2	42	0/0	54.7	2	2	1.0	2	0					
at Philadelphia	(S)	35	20	163	57.1	2	1	24	4/39	76.3	2	18	9.0	15	0					
vs Oakland	(S)	34	16	145	47.1	2	2	31	2/14	54.2	2	1	0.5	1	0					
at Kansas City	(S)	31	14	88	45.2	0	3	15	2/10	12.6	0	0	0.0	0	0					
vs Detroit*	(S)	43	24	228	55.8	2	1	23	6/48	76.5	3	12	4.0	11	0					
at St. Louis	(S)	27	17	258	62.9	2	1	80†	1/9	103.6	4	33	8.3	24	0					
vs San Francisco	(S)	26	16	109	61.5	2	1	15	5/33	80.4	2	14	7.0	14	0					
at Denver	(S)	27	13	132	48.1	1	0	22	1/7	74.9	1	6	6.0	6	0					
Regular Season Total	16/16	530	284	2,972	53.6	18	20	80†	36/248	65.7	46	283	6.2	34†	2					

2003															
PASSING											RUSHING				
Opponent	S/P	Att.	Comp.	Yds.	Pct.	TD	INT	LG	S/Yds.	Rtg.	Att.	Yds.	Avg.	LG	TD
at Cincinnati*	(S)	25	12	115	48.0	0	3	23	0/0	21.7	3	7	2.3	4	0
at San Diego*	(S)	13	9	94	69.2	3	0	20	0/0	129.5	1	2	2.0	2	0
vs Oakland*	(S)	21	14	197	66.7	2	0	44†	2/4	128.5	5	48	9.6	40	1
vs. Detroit*	(S)	34	25	277	73.5	2	0	29†	3/24	116.9	6	40	6.7	20	0
at Kansas City	(S)	38	20	220	52.6	1	0	21	0/0	78.8	3	22	7.3	11	0
vs Pittsburgh*				DID NOT PLAY (RIGHT SHOULDER)											
at Minnesota				INACTIVE (LEFT FOOT)											
at Baltimore				INACTIVE (LEFT FOOT)											
vs New England				INACTIVE (LEFT FOOT)											
vs San Diego*	(S)	34	23	253	67.6	3	1	48	1/6	106.6	2	14	7.0	8	0
vs Chicago	(S)	35	19	176	54.3	1	0	28	2/11	77.8	2	9	4.5	5	0
at Oakland*	(S)	20	11	105	55.0	1	1	20	3/11	65.6	5	8	1.6	8	0
vs Kansas City*	(S)	29	20	238	69.0	1	0	30	0/0	105.2	3	10	3.3	9	0
vs. Cleveland*	(S)	36	22	269	61.1	0	1	46	3/17	72.6	1	23	23.0	23	0
at Indianapolis*	(S)	17	14	238	82.4	1	1	60	0/0	113.8	6	22	3.7	6	2
at Green Bay	(S)							INACTIVE							
Regular Season Total	11/11	302	189	2,182	62.6	15	7	60	14/73	91.2	37	205	5.5	40	3
at Indianapolis†	(S)	30	23	181	76.7	1	2	34	2/5	74.4	3	18	6.0	10	0
Playoff Total	1/1	30	23	181	76.7	1	2	34	2/5	74.4	3	18	6.0	10	0
†AFC Wildcard Playoff															



# JAKE PLUMMER VS. THE NFL

*(Regular season only)*

	G/S	W/L	Att.	Comp.	Yds.	Pct.	TD	INT	LG	S/Yds.	Rtg.
Denver	2/2	0-2	55	29	374	52.7%	2	1	47	4/25	78.9
Kansas City	5/5	2-3	160	90	1,024	56.3	4	5	49	7/46	70.9
Oakland	5/5	3-2	152	86	904	56.6	8	6	50t	11/54	75.1
San Diego	5/5	4-1	155	87	1,091	56.1	9	5	65t	11/78	84.1
<b>AFC West</b>	<b>17/17</b>	<b>9-8</b>	<b>522</b>	<b>292</b>	<b>3,393</b>	<b>55.9</b>	<b>23</b>	<b>17</b>	<b>65t</b>	<b>33/203</b>	<b>76.9</b>
Buffalo	1/1	0-1	30	11	119	36.7	1	1	26t	2/11	46.4
Miami	1/1	0-1	27	11	112	40.7	0	4	26	2/18	13.7
New England	0/0	0-0	0	0	0	0.0	0	0	—	0/0	—
N.Y. Jets	0/0	0-0	0	0	0	0.0	0	0	—	0/0	—
<b>AFC East</b>	<b>2/2</b>	<b>0-2</b>	<b>57</b>	<b>22</b>	<b>231</b>	<b>38.6</b>	<b>1</b>	<b>5</b>	<b>26t</b>	<b>4/29</b>	<b>20.4</b>
Baltimore	2/2	1-1	77	42	484	54.5	2	4	56	4/24	60.7
Cincinnati	2/2	1-1	69	34	393	49.3	2	4	51	1/10	52.4
Cleveland	2/2	2-0	66	39	440	59.1	2	1	53T	4/19	82.9
Pittsburgh	1/1	0-1	26	15	270	57.7	2	0	44	10/53	119.1
<b>AFC North</b>	<b>7/7</b>	<b>4-3</b>	<b>238</b>	<b>130</b>	<b>1,587</b>	<b>54.6</b>	<b>8</b>	<b>9</b>	<b>56</b>	<b>19/106</b>	<b>70.8</b>
Houston	0/0	0-0	0	0	0	0.0	0	0	—	0/0	—
Indianapolis	1/1	1-0	17	14	238	82.4	1	1	60	0/0	113.8
Jacksonville	0/0	0-0	0	0	0	0.0	0	0	—	0/0	—
Tennessee	1/1	0-1	40	21	195	52.5	2	4	19	6/38	43.2
<b>AFC South</b>	<b>2/2</b>	<b>1-1</b>	<b>57</b>	<b>35</b>	<b>433</b>	<b>61.4</b>	<b>3</b>	<b>5</b>	<b>60</b>	<b>6/38</b>	<b>65.9</b>
<b>AFC Totals</b>	<b>28/28</b>	<b>14-14</b>	<b>874</b>	<b>479</b>	<b>5,644</b>	<b>54.8</b>	<b>35</b>	<b>36</b>	<b>65t</b>	<b>62/376</b>	<b>70.8</b>
Arizona	0/0	0-0	0	0	0	0.0	0	0	—	0/0	—
St. Louis	3/3	1-2	88	57	662	64.8	4	3	80t	5/39	88.4
San Francisco	4/4	0-4	134	80	810	59.7	3	6	56t	13/77	65.8
Seattle	3/3	1-2	87	49	537	56.3	2	6	42	9/50	53.7
<b>NFC West</b>	<b>10/10</b>	<b>2-8</b>	<b>309</b>	<b>186</b>	<b>2,009</b>	<b>60.2</b>	<b>9</b>	<b>15</b>	<b>80t</b>	<b>27/166</b>	<b>68.8</b>
Dallas	9/9	3-6	318	177	1,922	55.7	6	9	63	21/129	68.1
N.Y. Giants	9/8	2-6	282	168	1,936	59.6	11	10	70t	28/165	78.6
Philadelphia	11/10	6-4	326	184	2,012	56.4	13	11	70t	27/170	74.1
Washington	10/10	3-7	296	156	1,904	52.7	9	15	52	23/132	61.8
<b>NFC East</b>	<b>39/37</b>	<b>14-23</b>	<b>1,222</b>	<b>685</b>	<b>7,774</b>	<b>56.1</b>	<b>39</b>	<b>45</b>	<b>70t</b>	<b>99/596</b>	<b>70.6</b>
Chicago	3/3	1-2	97	57	549	58.8	2	2	31	4/28	72.9
Detroit	4/4	4-0	135	85	1,037	63.0	10	3	68t	15/104	102.0
Green Bay	2/2	0-2	100	56	585	56.0	2	7	51	4/20	50.6
Minnesota	1/1	0-1	28	19	219	67.9	0	0	41	2/21	91.2
<b>NFC North</b>	<b>10/10</b>	<b>5-5</b>	<b>360</b>	<b>217</b>	<b>2,390</b>	<b>60.3</b>	<b>14</b>	<b>12</b>	<b>68t</b>	<b>25/173</b>	<b>79.1</b>
Atlanta	3/3	1-2	100	57	730	57.0	4	7	63	7/42	64.2
Carolina	2/2	2-0	63	30	394	47.6	3	1	61t	1/0	77.1
New Orleans	3/3	1-2	128	75	863	58.6	1	5	40	8/46	65.3
Tampa Bay	0/0	0-0	0	0	0	0.0	0	0	—	0/0	—
<b>NFC South</b>	<b>8/8</b>	<b>4-4</b>	<b>291</b>	<b>162</b>	<b>1,987</b>	<b>55.7</b>	<b>8</b>	<b>13</b>	<b>63</b>	<b>16/88</b>	<b>67.5</b>
<b>NFC Totals</b>	<b>67/65</b>	<b>25-40</b>	<b>2,182</b>	<b>1,250</b>	<b>14,160</b>	<b>57.3</b>	<b>70</b>	<b>85</b>	<b>80t</b>	<b>167/1,023</b>	<b>71.3</b>
<b>NFL Totals</b>	<b>95/93</b>	<b>39-54</b>	<b>3,056</b>	<b>1,729</b>	<b>19,804</b>	<b>56.6</b>	<b>105</b>	<b>121</b>	<b>80t</b>	<b>229/1,399</b>	<b>71.2</b>
Home	47/47	23-24	1,564	900	10,383	57.5	60	54	70t	119/772	76.1
Road	48/46	16-30	1,492	829	9,421	55.6	45	67	80t	110/627	66.0
Grass	71/71	32-39	2,365	1,329	15,146	56.2	83	90	70t	160/988	71.4
Turf	24/22	7-15	691	400	4,658	57.9	22	31	80t	69/411	70.3
Outdoors	87/85	36-49	2,829	1,589	18,079	56.2	98	110	70t	208/1,263	70.9
Domes	8/8	3-5	227	140	1,725	61.7	7	11	80t	21/136	75.2
All Sun. Games	93/91	38-53	3,004	1,699	19,431	56.6	103	119	80t	222/1,368	71.1
Sunday Night	7/7	3-4	184	109	1,336	59.2	8	6	80t	13/74	82.6
Monday	2/2	1-1	52	30	373	57.7	2	2	44t	7/31	76.8
Wins (as starter)	39/39	39-0	1,178	707	8,147	60.0	49	31	68t	68/402	83.8
Losses (as starter)	54/54	0-54	1,851	1,005	11,434	54.3	53	90	80t	158/979	62.4
August	0/0	0-0	0	0	0	0.0	0	0	—	0/0	—
September	20/20	10-10	639	359	3,922	56.2	22	31	65t	44/271	65.7
October	21/20	7-13	684	389	4,129	56.9	20	30	70t	40/240	66.1
November	25/24	10-14	736	434	5,348	59.0	33	24	70t	83/518	88.9
December	27/27	12-15	915	501	5,855	54.8	28	32	80t	57/346	70.0
January	2/2	0-2	82	46	550	56.1	2	4	51	5/24	64.6


# MONSANTO POPE

**6-3 • 300 • 3RD YR. • VIRGINIA**
**BORN:** Jan. 27, 1978, in Norfolk, Va.

**HIGH SCHOOL:** Hopewell High School, Hopewell, Va.

**ACQUIRED:** Draft #7b (231st overall), 2002

**PRO YEAR:** 3rd • **YEAR WITH BRONCOS:** 3rd

**NFL GAMES PLAYED/STARTED:** 30/6 • **POSTSEASON:** 1/0


# DEFENSIVE TACKLE

Monsanto Pope has experience playing both defensive tackle positions and looks to continue his growth this season. He played in all 16 regular-season games (5 starts) in 2003, starting two games at left defensive tackle and three games on the right side. He collected 26 tackles (16 solo), including a sack (-14) of Green Bay quarterback Brett Favre late in the season. A powerful run-stuffer, Pope's best game last season came on *Monday Night Football* against Oakland in late October when he collected a season-high five solo tackles. In his two years in the NFL, both with the Broncos, He has 48 tackles (35 solo) and five sacks (-30). After making the team as a seventh round draft pick in 2002 out of Virginia, Pope totaled four sacks (-16) with 22 tackles (19 solo) in 14 games. At Virginia, he was an honorable mention All-ACC selection as a senior, starting every game and tying a school record for interior lineman with 98 tackles (59 solo), including five sacks (-21). Pope joined the Broncos as the team's second seventh round pick (231st overall) of the 2002 NFL Draft.

**2003:** Pope played in all 16 games and started five (at Cin., 9/7; at S.D., 9/14; vs. Det., 9/28; at K.C., 10/5 and vs. Pit., 10/12), recording 26 tackles (16 solo), including a sack (-14), a pass deflection and a forced fumble. In the opener at Cin. (9/7), Pope tallied two tackles (1 solo). In Wk. 3 vs. Oak. (9/22), he registered a season-high five solo tackles and deflected a pass. Pope recorded three tackles (2 solo) in Wk. 4 vs. Det. (9/28) and registered the first forced fumble of his career. At G.B. (12/28), he registered three solo tackles, including a 14-yd. sack of Packers quarterback Brett Favre. Pope saw action in a reserve role and recorded one solo tackle in the Broncos' AFC Wild Card game at Ind. (1/4).

**2002:** Pope played in 14 games and made one start (at Oak., 12/22), posting 22 tackles (19 solo), including four sacks (-16), as well as a pass defended. He recorded his fourth sack in the season finale vs. Ariz. (12/29) by dropping Jake Plummer for a 7-yd. loss. He also batted down a Plummer pass for his only pass defense of the year. Pope made his first career start and recorded his first multi-sack game at Oak. (12/22) when he brought down Rich Gannon twice (-7), among his season-high-tying three solo tackles. Pope also tied his season high in games 11 and 12 with three tackles at Sea. (11/17) and vs. Ind. (11/24), matching his total from Wk. 1. Pope was declared inactive at K.C. (10/20) and at N.E. (10/27) because of a sprained ankle. His first sack came in his NFL debut vs. Stl. (9/8) as he dropped Kurt Warner for a 2-yd. loss among his three solo tackles. Pope left the Mia. game (10/13) in the 3rd qtr. with a sprained right ankle and went to the locker room for x-rays. He returned to the game, but missed the next two contests.

**COLLEGE:** Pope earned All-Atlantic Coast Conference honorable mention and shared the Ned McDonald Award as the team's Outstanding Defensive Player with linebacker Angelo Crowell. He came into his own as a senior, starting every game at nose guard and tying the school season record for interior linemen with 98 tackles (59 solo), including five sacks (-21) and nine stops for losses (-29), while also forcing a fumble and recovering one. Pope recorded a career-high 15 tackles (10 solo) vs. both Virginia Tech and Maryland, and added 12 (8 solo) vs. Clemson, including a 3-yd. sack of Woodrow Dantzler. His also had a solo sack vs. Florida State. As a junior, Pope received the Colonel Frank C. McCue Award as the team's Outstanding Interior Lineman, starting all 11 games at strongside defensive tackle. He recorded 33 tackles (27 solo), including two sacks (-23) and six stops for losses (-31), and also forced a fumble, deflected two passes and blocked a kick. Pope started five games at defensive tackle (season opener) and end as a sophomore, finishing with 11 tackles (8 solo) and two stops for losses (-4). He missed six games because of a knee injury. He appeared in every game, with five starts at nose guard as he recorded 28 tackles (10 solo), including three stops for losses (-9), and also recovered a fumble and deflected two passes as a redshirt freshman.

**PERSONAL:** Pope was a three-year starter at Hopewell (Va.) High School, where he was chosen first-team all-state Group AAA by the Associated Press and all-region at defensive end as a senior. He was also named the Central District's Defensive Player of the Year after helping lead Hopewell to the play-



offs for the first time since 1988. Pope made the all-district first team at defensive end, tight end and punter as a senior when he was also team captain. His defensive statistics also included 88 tackles, six quarterback sacks, an interception, a blocked kick and six forced fumbles. As a tight end, he caught 10 passes for 250 yds. (25.0) and a touchdown. Pope also earned three letters in basketball and helped lead Hopewell to the Group AAA state finals as a junior. He was a first-team all-state Group AAA selection and the state's leading scorer as a senior, averaging 28 points per game. Monsanto Leshawn Pope was born Jan. 27, 1978, in Norfolk, Va.

#### POPE'S REGULAR SEASON RECORD

Year	Club	G	S	UT	A	TT	S-Yds.	I-Yds.	PD	FF	FR	TD-Int.	TD-FR	S	Pts.
2002	Denver	14	1	19	3	22	4-16	0-0	1	0	0	0	0	0	0
2003	Denver	16	5	16	10	26	1-14	0-0	1	1	0	0	0	0	0
<b>CAREER TOTALS</b>		<b>30</b>	<b>6</b>	<b>35</b>	<b>13</b>	<b>48</b>	<b>5-30</b>	<b>0-0</b>	<b>2</b>	<b>1</b>	<b>0</b>	<b>0</b>	<b>0</b>	<b>0</b>	<b>0</b>

#### POPE'S POSTSEASON RECORD

Year	Club	G	S	UT	A	TT	S-Yds.	I-Yds.	PD	FF	FR	TD-Int.	TD-FR	S	Pts.
2003	Denver	1	0	1	0	1	0-0	0-0	0	0	0	0	0	0	0



### TREVOR PRYCE

6-5 • 295 • 8TH YR. • CLEMSON

**BORN:** Aug. 3, 1975, in Brooklyn, N.Y.

**HIGH SCHOOL:** Lake Howell High School, Casselberry, Fla.

**ACQUIRED:** Draft #1 (28th overall), 1997

**PRO YEAR:** 8th • **YEAR WITH BRONCOS:** 8th

**NFL GAMES PLAYED/STARTED:** 103/97 • **POSTSEASON:** 9/4

# 93

#### DEFENSIVE END

Trevor Pryce, entering his third year since making the switch from defensive tackle to end, continues to be a disruptive force along the Broncos' defensive line and looks to continue to ascend up the team's all-time sack list in 2004. A defensive co-captain last year who has the sixth-most sacks (60) in franchise history, Pryce enjoyed a strong 2003 season that saw him collect 51 tackles (41 solo) and 8.5 sacks (-58.5) while starting all 16 regular-season games. With a sack (-5.5) of Indianapolis quarterback Peyton Manning in late December, he posted his 10th career multi-sack game (third of the season) to tie for the seventh most multi-sack games in franchise history. Pryce has been a constant pass-rushing threat for opponents during his seven years in the NFL. He has established himself as one of the league's elite defensive lineman with 49.5 sacks in the past five seasons, earning four consecutive Pro Bowl trips (1999-2002) and securing spots on several All-NFL and All-Pro teams. Regardless of whether he lines up at end or tackle, Pryce creates havoc for opposing offensive lines. In making a transition in 2002 from right defensive tackle, which he played for his first five seasons in the NFL, he made an impressive adjustment to defensive end by leading Denver with nine sacks (-68 yards) that year. The former Clemson star and All-ACC selection had a breakout year in 1999 when he totaled 13 sacks, the fifth-most in franchise history. He has now played in 103 games (97 starts) with 348 tackles (274 solo), 60 sacks (-394), 10 forced fumbles, four fumble recoveries, a blocked field goal and a touchdown on a fumble return. The Broncos selected Pryce, who entered the draft after his junior season, in the first round (28th overall) of the 1997 NFL Draft.

**2003:** Pryce—voted defensive captain at midseason, joining teammate Al Wilson—started all 16 games and recorded 51 tackles (41 solo) with 8.5 sacks (-58.5). He ranks sixth on Denver's career sacks list with 60. Pryce also forced two fumbles and recovered one on the season. In the opener at Cin. (9/7), he registered a sack (-6) of Jon Kitna among his three solo tackles and forced a fumble. In Wk. 4 vs. Det. (9/28), Pryce registered a then-season-high five solo tackles, including a sack (-8) of Joey Harrington, which came on second-and-26, forcing the Lions to punt two plays later. In Wk. 6 vs. Pit. (10/12), Pryce was superb in leading a dominant Denver defense, as he recorded three solo tackles including two sacks of Steelers quarterback Tommy Maddox. Pryce's first sack of the game came in the first quarter to force a Steelers punt, and his second came in the mid-third quarter on a 3rd-and-1 play from Denver's 42-yd. line with the Broncos clinging to a 7-6 lead. With the sacks, he moved into sixth place on the Broncos all-time sacks list, surpassing Paul Smith (55). In Wk. 7 at Min. (10/19), he matched his then-season high with five tack-

les (4 solo), including one sack (-7) of Vikings quarterback Daunte Culpepper late in the second quarter. Pryce recorded a season-high seven tackles (6 solo) in Wk. 8 at Balt. (10/26). Against S.D. (11/16), he recorded two solo tackles and his first fumble recovery of the season. Pryce registered six solo tackles, including two sacks (-15), and a forced fumble vs. Chi. (11/23) to post his ninth career multi-sack game, and second of the season. Pryce's first sack came when he stripped quarterback Chris Chandler of the ball and forced a fumble (-8), and the other came at the expense of backup quarterback Kordell Stewart in the third quarter for a 7-yd. loss. He played in his 100th career game vs. K.C. (12/7) and registered three tackles (2 solo). At Ind. (12/21), Pryce recorded three solo tackles, including a sack and a half of Colts quarterback Peyton Manning (-5.5), to post his 10th career multi-sack game and third of the season. The 10 career multi-sack games tie Pryce for seventh-most in franchise history. He also recovered a loose ball after Jason Sykes blocked Colts punter Hunter Smith's punt. Pryce started and tallied two solo tackles in the Broncos' AFC Wild Card game at Ind. (1/4).

**2002:** Pryce—voted to start in the Pro Bowl for the fourth consecutive season—started all 16 games at left defensive end and posted 61 tackles (51 solo), including a team-leading nine sacks (-68), which tied for seventh in the AFC, as well as a pass defended, a forced fumble and a fumble recovery. Pryce had a sack in each of the Broncos' first three games and also posted 5.5 in a five-game stretch in mid-season. He brought his season sack total to nine with half a sack (-5) in the season finale vs. Ariz. (12/29). Pryce blocked a Steve Christie field goal in overtime at S.D. (12/1) that was recovered by Deltha O'Neal, the second field-goal block of Pryce's career. He had his seventh career multi-sack game at Sea. (11/17) with 1.5 sacks (-9) among his five tackles (3 solo). He posted three solo tackles vs. Oak. (11/11) before suffering a first-degree medial collateral sprain in his left knee in the 3rd qtr. Pryce raised his sack total to seven with a 7-yd. sack of Tom Brady at N.E. (10/27). He recorded his sixth career multi-sack at K.C. (10/20) with two sacks (-17) of Trent Green. Pryce recorded a season-high seven tackles (6 solo) vs. Mia. (10/13), including a sack (-9) of Jay Fiedler on which he forced a fumble and recovered it to set up a field goal. Versus Buf. (9/22), Pryce's one solo tackle was a sack of Drew Bledsoe for a 9-yd. loss. He dropped Jeff Garcia for an 8-yd. sack at S.F. (9/15) to pass Tom Jackson (44) for seventh on the Broncos' all-time sacks list, finishing the day with 44.5 for his career. In Wk. 1 vs. Stl. (9/8), Pryce posted his first sack of the year (43.5 career) to pass Rich Jackson (43) for eighth in team history.

**2001:** Pryce—voted to start in the Pro Bowl for the third year in a row, while also earning second-team All-NFL honors from the Associated Press and *College & Pro Football Newsweekly*, and All-AFC kudos from *Football News*—started all 16 games at right defensive tackle and posted 55 tackles (42 solo), including a team-leading (tie) seven sacks (-50) while also adding three passes defended and two forced fumbles. He recorded his seventh sack of the season at K.C. (12/16), dropping Trent Green for a 3-yd. loss, among his five tackles. Pryce recorded five tackles (4 solo) vs. Sea. (12/9), including a sack of Matt Hasselback for an 8-yd. loss in the 2nd qtr. Pryce made four tackles at Dal. (11/22), one for a loss, and caused a fumble. He added to his team-leading sack total vs. S.D. (11/11) by taking down Chargers quarterback Doug Flutie for an 18-yd. loss. Pryce made four tackles at Oak. (11/5) and caused a fumble that led to a Denver field goal. He posted his fourth sack of the season vs. N.E. for -6 yds., among his three solo tackles. His third sack of the season, vs. K.C. (10/7), raised his career total to 38.5 (42.5 by year's end) to move into ninth on the Broncos' all-time list, ahead of Dave Costa (37.5). Pryce also dropped Trent Green for a 4-yd. loss. His second sack of the season came at Ariz. (9/23) on Jake Plummer for a 3-yd. loss. Pryce's first sack came in the opener vs. the Giants (9/10) on Kerry Collins and resulted in an 8-yd. loss.

**2000:** Pryce—voted as a Pro Bowl starter for the second consecutive season, while earning second-team All-Pro honors from *College & Pro Football Newsweekly* and All-AFC nods from *Pro Football Weekly* and *Football News*—started at right defensive tackle in all 16 games and posted 44 tackles (36 solo), including a team-leading 12 sacks (-76.5) as well as two forced fumbles and one fumble recovery (at Oak., 9/17) which he returned 28 yds. for his first NFL touchdown. Pryce ranked fifth in the AFC (T9th NFL) in sacks—No. 1 among defensive tackles (No. 3 NFL)—and recorded 5.5 (-33) in the three-game period of Weeks 5-7. His 12th sack came in the finale vs. S.F. (12/23) when he stripped the ball from Jeff Garcia for a 9-yd. loss. He posted sacks in back-to-back games, dropping Rich Gannon for a 4-yd. loss vs. Oak. (11/13) and Ryan Leaf for a 5-yd. loss vs. S.D. (11/19) to raise his total to nine for the season and made it four sacks in four weeks with his two sacks at N.O. (12/3). It was Pryce's fifth career multi-sack game and gave him 34.5 sacks for his career to move ahead of teammate Maa Tanuvasa (33) for 10th on the all-time franchise list. He missed the second half at Cin. (10/22) with a knee sprain. In Week 7, he dropped Clev. quarterback Tim Couch (10/15) for a 5-yd. loss in Denver's 44-10 win, a week after his stellar performance at S.D. (10/8) when he tied his career high with three sacks of Jim Harbaugh (-17). That performance was preceded by a 1.5-sack effort on New England's Drew Bledsoe (10/1). The San Diego game marked the third time in his career Pryce had posted three sacks in a single game and was his fourth career multi-sack game. He posted a solo sack of Atlanta's Chris Chandler (-8) in Week 2, on which he forced a fumble, and shared a 7-yd. sack of Chandler with Harald Hasselbach later in the game. Pryce started at right defensive tackle in the AFC Wild Card Game at Balt. (12/31) and posted a career postseason-high seven solo tackles and a pass defended.



**1999:** Pryce was chosen as a starter in his first Pro Bowl appearance; named first-team All-NFL by the Associated Press, *Sports Illustrated* and *College & Pro Football Newsweekly*, second-team All-NFL by *Football Digest* and All-AFC by *Pro Football Weekly*. He started at right defensive tackle in 15 games and ranked eighth on the team — tops among defensive linemen — with 50 tackles (36 solo), including a team-leading and career-high 13 sacks (-75), as well as one interception, three forced fumbles and one fumble recovery. Pryce ranked second in the AFC (5th NFL) in sacks and posted more than any other defensive tackle in the league. His 13 sacks tied for fifth on Denver's all-time single-season list and were the most by a Bronco since Alfred Williams notched 13 in 1996. Pryce's interception came in the backfield at K.C. (9/19) as he pulled the ball out of the air after Elvis Grbac was hit by Neil Smith while trying to throw. It was his second career interception. Pryce's first three sacks came at Tampa Bay (9/26) on Trent Dilfer, establishing a career high. It marked the first time since Oct. 6, 1997, (Maa Tanuvasa) that a Bronco had registered three sacks in one game. He added his fourth a week later (10/3), dropping the Jets' Rick Mirer for a 5-yd. loss and made it three weeks in a row with a sack by dropping Oakland's Rich Gannon for a 9-yd. loss in Denver's 16-13 Week 5 win (10/10). Pryce raised his season total to six sacks vs. Minnesota (10/31) with an 8-yd. sack of Jeff George for a safety to give Denver a 9-0 lead in the 1st qtr. His seventh came at San Diego (11/7) on Jim Harbaugh (-3). Pryce turned in perhaps the most important play of the game in Denver's 27-21 overtime win against Oakland (11/22) on Monday Night Football, stripping the ball from Raiders quarterback Rich Gannon on a sack in overtime and recovering the fumble to give Denver possession at Oakland's 24-yd. line in overtime. Denver's Olandis Gary scored on a 24-yd. run on the next play to win the game. Pryce tied his single-game career high with three sacks (-11) of Mark Brunell at Jacksonville (12/13) and ran his season total to 12 with a 7-yd. sack of Jon Kitna vs. Seattle (12/19). He knocked the ball loose on his first sack to record his third forced fumble of the season. Pryce sustained a knee injury in the Seattle game that was bothersome enough to keep him out of the following week's game at Detroit (12/25). He returned a week later for the season-finale vs. S.D. (1/2) and posted his 13th sack, dropping Moses Moreno for a 3-yd. loss.

**1998:** Pryce started at right defensive tackle in 15 of the 16 games and ranked seventh on the team — No. 1 among defensive linemen — with 59 tackles (48 solo), including a career-high 8.5 sacks (-56.5) to tie for the team lead and tie for 10th in the AFC. He played but did not start at Seattle (10/11) because the Seahawks opened the game in a three-wide receiver alignment. Pryce's first sack came in Week 3 at Oakland (9/20) on the Raiders' Jeff George (-7) and his second came two weeks later vs. Philadelphia (10/4) when he dropped Bobby Hoving for a 4-yd. loss. He posted his third (-7) a week later at Seattle (10/11) on John Friesz in the fourth quarter, and he followed that with his first career two-sack game vs. Jacksonville (10/25), dropping Mark Brunell for 17 yds. in losses. He ran his sack total to six at Kansas City (11/16) on *Monday Night Football*, dropping Rich Gannon for a 10-yd. loss midway through the 4th qtr. on a fourth-and-9 play from the Broncos' 10-yd. line and added his seventh the next week on Oakland's Donald Hollas (11/22). He combined with Maa Tanuvasa to sack Giants QB Kent Graham (-11) in the 2nd qtr. at New York (12/13) to raise his total to 7.5 and finished the year with a 4-yd. sack of Seattle's Jon Kitna in the season-finale (12/27). Pryce recorded his first career interception at Washington (9/27), picking off a Trent Green pass in Broncos territory to thwart a Redskins drive just before halftime. His first career blocked field goal came early in the second quarter of the season-opener vs. New England (9/7) when he penetrated the Patriots' line to thwart a 37-yd. attempt by Adam Vinatieri, making the recovery as well, to set up Denver for a drive that would result in a touchdown and a 17-0 lead. Pryce recorded a career-high eight tackles (6 solo) at Cincinnati. Preseason: Pryce started all four games at right defensive tackle and recorded eight tackles (5 solo), in his first preseason as a full-time starter. Pryce saw action at defensive tackle in all three postseason games and started two, making four tackles (1 solo). In the AFC Divisional Playoff Game vs. Miami (1/9), he did not start as the Broncos opened the game in their nickel formation. He did see starter's playing time, however, and made two assisted tackles. He posted one solo tackle in the AFC Championship Game vs. the Jets (1/17) and added one assisted tackle in Super Bowl XXXIII vs. Atlanta (1/31), starting both contests, as Denver repeated as Super Bowl champions.

**1997:** Pryce played in the final eight games of the season and started three (at San Diego, 11/30; at Pittsburgh, 12/7 and vs. San Diego, 12/21) at right defensive tackle in place of Maa Tanuvasa (ankle). He was declared inactive for the first eight games. For the season he posted 28 tackles (20 solo), including two sacks (-9.5) as he notched a half a sack in each of his first two NFL appearances (Seattle, 11/2 and Carolina, 11/9), and his first solo vs. San Diego (12/21). He split the two sacks with Tyrone Braxton and Mike Lodish, respectively. Pryce saw his first professional action vs. Seattle (11/2) and responded with two tackles, including half a sack (-0.5). He made his first NFL start at San Diego (11/30) and performed well with three solo tackles. Pryce started his second straight contest at Pittsburgh (12/7). His high-tackle games on the season came vs. Oakland (11/24) and at San Francisco (12/15), posting seven stops (5 solo) in each. In the postseason Pryce played in all four games as a reserve defensive tackle and recorded two tackles (1 solo), including a sack of Jacksonville quarterback Mark Brunell in the Wild Card game (12/27/97) and an assisted tackle at Pittsburgh (1/11) in the AFC Championship Game.

**COLLEGE:** Pryce played one season (1996) at defensive end for Clemson, starting all 11 games and earning first-team All-Atlantic Coast Conference honors after transferring from Michigan, where he played line-backer in 1993-94 (20 games/8 starts). He sat out the 1995 season due to NCAA transfer rules. Pryce finished his collegiate career with 118 tackles (72 solo), including 11.5 sacks (-105 yards) and 24 tackles for loss (-127), as well as 31 quarterback pressures, three forced fumbles, three fumble recoveries and two passes defended. He was a communications major.

**PERSONAL:** Pryce was a consensus All-American and the top-rated defensive line prospect in the country by the *Sporting News* at Lake Howell High School in Casselberry, Fla. He earned All-Central Florida, all-conference and all-district accolades and also excelled in track, finishing second in the district finals in the 110-meter high hurdles (15.0). Pryce owns a recording label called Outlook Music Co., which after opening in 2002 was picked up by Hollywood Records last year. The first release on the label, by the group Roman Candle, is called "Says Pop," and was issued in the spring of 2002. The Outlook label also includes the group 33 Hz—an urban pop band from Brooklyn, N.Y.—and 17-year old singer Melissa Lujan. He is also an accomplished DJ who has been working on his own CD of originally produced music called "Revenge," which has been in the works for about six years. Pryce was born Aug. 3, 1975, in Brooklyn, N.Y. He has two daughters, Khary (5) and Kamryn (2) and resides in Aurora, Colo.

#### PRYCE'S REGULAR SEASON RECORD

Year	Club	G	S	UT	A	TT	S-Yds.	I-Yds.	PD	FF	FR	TD-Int.	TD-FR	S	Pts.
1997	Denver	8	3	20	8	28	2-9.5	0-0	0	0	0	0	0	0	0
1998	Denver	16	15	48	11	59	8.5-56.5	1-1	0	0	0	0	0	0	0
1999	Denver	15	15	36	14	50	13-75	1-0	0	3	1	0	0	1	2
2000	Denver	16	16	36	8	44	12-76.5	0-0	0	2	1	0	1	0	6
2001	Denver	16	16	42	13	55	7-50	0-0	3	2	0	0	0	0	0
2002	Denver	16	16	51	10	61	9-68	0-0	1	1	1	0	0	0	0
2003	Denver	16	16	41	10	51	8.5-58.5	0-0	0	2	1	0	0	0	0
<b>CAREER TOTALS</b>		<b>103</b>	<b>97</b>	<b>274</b>	<b>74</b>	<b>348</b>	<b>60-394</b>	<b>2-1</b>	<b>4</b>	<b>10</b>	<b>4</b>	<b>0</b>	<b>1</b>	<b>1</b>	<b>8</b>

**ADDITIONAL STATISTICS:** Recovered a blocked punt at Indianapolis (12/21/03). Blocked a 38-yard field-goal attempt in overtime, 2002 (Steve Christie, at San Diego, 12/1/02). Returned a fumble 28 yards for a touchdown, 2000 (at Oakland, 9/17). Blocked a 37-yard field-goal attempt, 1998 (Adam Vinatieri, vs. New England, 9/7/98). Recorded a safety, 1999 (sack of Jeff George in end zone, vs. Minnesota, 10/31/99).

#### PRYCE'S POSTSEASON RECORD

Year	Club	G	S	UT	A	TT	S-Yds.	I-Yds.	PD	FF	FR	TD-Int.	TD-FR	S	Pts.
1997	Denver	4	0	1	1	2	1-0	0-0	0	0	0	0	0	0	0
1998	Denver	3	2	1	3	4	0-0	0-0	0	0	0	0	0	0	0
2000	Denver	1	1	7	0	7	0-0	0-0	0	0	0	0	0	0	0
2003	Denver	1	1	2	0	2	0-0	0-0	0	0	0	0	0	0	0
<b>CAREER TOTALS</b>		<b>9</b>	<b>4</b>	<b>11</b>	<b>4</b>	<b>15</b>	<b>1-0</b>	<b>0-0</b>	<b>0</b>	<b>0</b>	<b>0</b>	<b>0</b>	<b>0</b>	<b>0</b>	<b>0</b>

#### TREVOR PRYCE CAREER GAME-BY-GAME

(Based on official coaches statistics. Denver victories asterisked)

1997		TACKLES													
Date	Opponent	P/S	UT	A	TT	S-Yds.	I-Yds.	PD	FF	FR					
Aug 31	vs. Kansas City*										INACTIVE				
Sep 7	at Seattle*										INACTIVE				
Sep 14	vs. St. Louis*										INACTIVE				
Sep 21	vs. Cincinnati*										INACTIVE				
Sep 28	at Atlanta*										INACTIVE				
Oct 6	vs. New England*										INACTIVE				
Oct 19	at Oakland										INACTIVE				
Oct 26	at Buffalo*										INACTIVE				
Nov 2	vs. Seattle*	P	1	1	2	0.5-0.5	0-0	0	0	0					
Nov 9	vs. Carolina*	P	2	1	3	0.5-3	0-0	0	0	0					
Nov 16	at Kansas City	P	1	1	2	0-0	0-0	0	0	0					
Nov 24	vs. Oakland*	P	5	2	7	0-0	0-0	0	0	0					
Nov 30	at San Diego*	S	3	0	3	0-0	0-0	0	0	0					
Dec 7	at Pittsburgh	S	1	1	2	0-0	0-0	0	0	0					
Dec 15	at San Francisco	P	5	2	7	0-0	0-0	0	0	0					
Dec 21	vs. San Diego*	S	2	0	2	1-6	0-0	0	0	0					
<b>1997 Regular Season Totals</b>		<b>8/3</b>	<b>20</b>	<b>8</b>	<b>28</b>	<b>2-9.5</b>	<b>0-0</b>	<b>0</b>	<b>0</b>	<b>0</b>					
Dec 27	vs. vs. Jacksonville*	P	1	0	1	1-0	0-0	0	0	0					
Jan 4	at Kansas City†	P	0	0	0	0-0	0-0	0	0	0					
Jan 11	at Pittsburgh‡	S	0	1	1	0-0	0-0	0	0	0					
Jan 25	vs. Green Bay §	S	0	0	0	0-0	0-0	0	0	0					
<b>1997 Postseason Totals</b>		<b>4/0</b>	<b>1</b>	<b>1</b>	<b>2</b>	<b>1-0</b>	<b>0-0</b>	<b>0</b>	<b>0</b>	<b>0</b>					

\*AFC Wild Card Playoff Game

†AFC Divisional Playoff Game

‡AFC Championship Game

§Super Bowl XXXIII



1998 TACKLES										
Date	Opponent	P/S	UT	A	TT	S-Yds.	I-Yds	PD	FF	FR
Sep 7	vs. New England*	S	3	2	5	0-0	0-0	0	0	0
Sep 13	vs. Dallas	S	4	1	5	0-0	0-0	0	0	0
Sep 20	at Oakland*	S	3	1	4	1-7	0-0	0	0	0
Sep 27	at Washington*	S	3	0	3	0-0	1-1	0	0	0
Oct 4	vs. Philadelphia*	S	3	0	3	1-4	0-0	0	0	0
Oct 11	at Seattle*	P	1	0	1	1-7	0-0	0	0	0
Oct 25	vs. Jacksonville*	S	6	0	6	2-17	0-0	0	0	0
Nov 1	at Cincinnati*	S	6	2	8	0-0	0-0	0	0	0
Nov 8	vs. San Diego*	S	1	0	1	0-0	0-0	0	0	0
Nov 16	at Kansas City*	S	2	1	3	1-10	0-0	0	0	0
Nov 22	vs. Oakland*	S	3	0	3	1-2	0-0	0	0	0
Nov 29	at San Diego*	S	1	2	3	0-0	0-0	0	0	0
Dec 6	vs. Kansas City*	S	3	1	4	0-0	0-0	0	0	0
Dec 13	at New York Giants	S	2	0	2	0.5-5.5	0-0	0	0	0
Dec 21	at Miami	S	5	0	5	0-0	0-0	0	0	0
Dec 27	vs. Seattle*	S	2	1	3	1-4	0-0	0	0	0

<b>1998 Regular Season Totals</b>	<b>16/15</b>	<b>48</b>	<b>11</b>	<b>59</b>	<b>8.5-56.5</b>	<b>1-1</b>	<b>0</b>	<b>0</b>	<b>0</b>	<b>0</b>
Jan 9	vs. Miami†	P	0	2	3	0-0	0-0	0	0	0
Jan 17	vs. New York Jets*	S	1	0	1	0-0	0-0	0	0	0
Jan 31	vs. Atlanta§	S	0	1	1	0-0	0-0	0	0	0

<b>1998 Postseason Totals</b>	<b>3/2</b>	<b>1</b>	<b>3</b>	<b>4</b>	<b>0-0</b>	<b>0-0</b>	<b>0</b>	<b>0</b>	<b>0</b>	<b>0</b>
-------------------------------	------------	----------	----------	----------	------------	------------	----------	----------	----------	----------

†AFC Divisional Playoff Game

\*AFC Championship Game

§Super Bowl XXXIII

1999 TACKLES										
Date	Opponent	P/S	UT	A	TT	S-Yds.	I-Yds	PD	FF	FR
Sep 13	vs. Miami	S	2	0	2	0-0	0-0	0	0	0
Sep 19	at Kansas City	S	1	3	4	0-0	1-0	0	0	0
Sep 26	at Tampa Bay	S	4	4	8	3-29	0-0	0	0	0
Oct 3	vs. New York Jets	S	5	0	5	1-5	0-0	0	0	0
Oct 10	at Oakland*	S	2	0	2	1-9	0-0	0	0	0
Oct 17	vs. Green Bay*	S	1	1	2	0-0	0-0	0	0	0
Oct 24	at New England	S	3	1	4	0-0	0-0	0	0	0
Oct 31	vs. Minnesota	S	4	0	4	1-8	0-0	0	0	0
Nov 7	at San Diego*	S	1	2	3	1-3	0-0	0	1	0
Nov 14	at Seattle	S	2	0	2	0-0	0-0	0	0	0
Nov 22	vs. Oakland*	S	2	1	3	1-0	0-0	0	1	1
Dec 5	vs. Kansas City	S	1	0	1	0-0	0-0	0	0	0
Dec 13	at Jacksonville	S	5	2	7	3-11	0-0	0	1	0
Dec 19	vs. Seattle*	S	1	0	1	1-7	0-0	0	0	0
Dec 25	at Detroit*					INACTIVE—KNEE				
Jan 2	vs. San Diego	S	2	0	2	1-3	0-0	0	0	0

<b>1999 Regular Season Totals</b>	<b>15/15</b>	<b>36</b>	<b>14</b>	<b>50</b>	<b>13-75</b>	<b>1-0</b>	<b>0</b>	<b>3</b>	<b>1</b>	<b>1</b>
-----------------------------------	--------------	-----------	-----------	-----------	--------------	------------	----------	----------	----------	----------

2000 TACKLES										
Date	Opponent	P/S	UT	A	TT	S-Yds.	I-Yds	PD	FF	FR
Sep 4	at St. Louis	S	1	0	1	0-0	0-0	0	0	0
Sep 10	vs. Atlanta*	S	1	1	2	1.5-11.5	0-0	0	1	0
Sep 17	at Oakland*	S	2	0	2	0-0	0-0	0	0	1
Sep 24	vs. Kansas City	S	3	0	3	0-0	0-0	0	0	0
Oct 1	vs. New England	S	4	0	4	1.5-11	0-0	0	0	0
Oct 8	at San Diego*	S	5	2	7	3-17	0-0	0	0	0
Oct 15	vs. Cleveland*	S	2	0	2	1-5	0-0	0	0	0
Oct 22	at Cincinnati	S	1	0	1	0-0	0-0	0	0	0
Nov 5	at New York Jets*	S	1	1	2	0-0	0-0	0	0	0
Nov 13	vs. Oakland*	S	2	0	2	1-4	0-0	0	0	0
Nov 19	vs. San Diego*	S	1	3	4	1-5	0-0	0	0	0
Nov 26	at Seattle*	S	2	0	2	0-0	0-0	0	0	0
Dec 3	at New Orleans*	S	2	0	2	2-14	0-0	0	0	0
Dec 10	vs. Seattle*	S	2	0	2	0-0	0-0	0	0	0
Dec 17	at Kansas City	S	4	1	5	0-0	0-0	0	0	0
Dec 23	vs. San Francisco*	S	3	0	3	1-9	0-0	0	1	0

<b>2000 Regular Season Totals</b>	<b>16/16</b>	<b>36</b>	<b>8</b>	<b>44</b>	<b>12-76.5</b>	<b>0-0</b>	<b>0</b>	<b>2</b>	<b>1</b>	<b>1</b>
-----------------------------------	--------------	-----------	----------	-----------	----------------	------------	----------	----------	----------	----------

Dec 31	at Baltimore†	S	7	0	7	0-0	0-0	1	0	0
--------	---------------	---	---	---	---	-----	-----	---	---	---

<b>2000 Postseason Totals</b>	<b>1/1</b>	<b>7</b>	<b>0</b>	<b>7</b>	<b>0-0</b>	<b>0-0</b>	<b>1</b>	<b>0</b>	<b>0</b>	<b>0</b>
-------------------------------	------------	----------	----------	----------	------------	------------	----------	----------	----------	----------

†AFC Wild Card Playoff Game

2001 TACKLES										
Date	Opponent	P/S	UT	A	TT	S-Yds.	I-Yds	PD	FF	FR
Sep 10	vs. New York Giants*	S	4	1	5	1-8	0-0	0	0	0
Sep 23	at Arizona*	S	2	0	2	1-3	0-0	0	0	0
Sep 30	vs. Baltimore	S	4	0	4	0-0	0-0	0	0	0
Oct 7	vs. Kansas City*	S	4	0	4	1-4	0-0	0	0	0
Oct 14	at Seattle	S	3	1	4	0-0	0-0	2	0	0
Oct 21	at San Diego	S	1	3	4	0-0	0-0	0	0	0
Oct 28	vs. New England*	S	3	0	3	1-6	0-0	0	0	0
Nov 5	at Oakland	S	4	0	4	0-0	0-0	0	1	0
Nov 11	vs. San Diego*	S	1	1	2	1-18	0-0	0	0	0
Nov 18	vs. Washington	S	1	1	2	0-0	0-0	1	0	0
Nov 22	at Dallas*	S	2	2	4	0-0	0-0	0	1	0
Dec 2	at Miami	S	2	1	3	0-0	0-0	0	0	0
Dec 9	vs. Seattle*	S	4	1	5	1.5-12	0-0	0	0	0
Dec 16	at Kansas City	S	4	1	5	1-3	0-0	0	0	0
Dec 30	vs. Oakland*	S	1	1	2	0-0	0-0	0	0	0
Jan 6	at Indianapolis	S	2	0	2	0-0	0-0	0	0	0

<b>2001 Regular Season Totals</b>	<b>16/16</b>	<b>42</b>	<b>13</b>	<b>55</b>	<b>7.5-50</b>	<b>0-0</b>	<b>3</b>	<b>2</b>	<b>0</b>	<b>0</b>
-----------------------------------	--------------	-----------	-----------	-----------	---------------	------------	----------	----------	----------	----------

2002 TACKLES										
Date	Opponent	P/S	UT	A	TT	S-Yds.	I-Yds	PD	FF	FR
Sep 8	vs. St. Louis*	S	4	1	5	1-9	0-0	0	0	0
Sep 15	at San Francisco*	S	2	0	2	1-8	0-0	0	0	0
Sep 22	vs. Buffalo*	S	2	0	2	1-4	0-0	0	0	0
Sep 30	at Baltimore	S	2	0	2	0-0	0-0	0	0	0
Oct 6	vs. San Diego*	S	3	0	3	0-0	0-0	0	0	0
Oct 13	vs. Miami	S	6	1	7	1-9	0-0	0	1	1
Oct 20	at Kansas City*	S	5	0	5	2-17	0-0	0	0	0
Oct 27	at New England*	S	4	0	4	1-7	0-0	0	0	0
Nov 11	vs. Oakland	S	3	0	3	0-0	0-0	0	0	0
Nov 17	at Seattle*	S	3	2	5	1.5-9	0-0	0	0	0
Nov 24	vs. Indianapolis	S	2	0	2	0-0	0-0	0	0	0
Dec 1	at San Diego	S	3	0	3	0-0	0-0	1	0	0
Dec 8	at New York Jets	S	3	2	5	0-0	0-0	0	0	0
Dec 15	vs. Kansas City*	S	2	1	3	0-0	0-0	0	0	0
Dec 22	at Oakland	S	5	0	5	0-0	0-0	0	0	0
Dec 29	vs. Arizona*	S	2	3	5	0.5-5	0-0	0	0	0

<b>2002 Regular Season Totals</b>	<b>16/16</b>	<b>51</b>	<b>10</b>	<b>61</b>	<b>9-68</b>	<b>0-0</b>	<b>1</b>	<b>1</b>	<b>1</b>	<b>1</b>
-----------------------------------	--------------	-----------	-----------	-----------	-------------	------------	----------	----------	----------	----------

2003 TACKLES										
Date	Opponent	P/S	UT	A	TT	S-Yds.	I-Yds	PD	FF	FR
Sep 7	at Cincinnati*	S	3	0	3	1-6	0-0	0	1	0
Sep 14	at San Diego*	S	2	0	2	0-0	0-0	0	0	0
Sep 21	vs. Oakland*	S	1	0	1	0-0	0-0	0	0	0
Sep 28	vs. Detroit*	S	5	0	5	1-8	0-0	0	0	0
Oct 5	at Kansas City	S	0	1	1	0-0	0-0	0	0	0
Oct 12	vs. Pittsburgh*	S	3	0	3	2-17	0-0	0	0	0
Oct 19	at Minnesota	S	4	1	5	1-7	0-0	0	0	0
Oct 26	at Baltimore	S	6	1	7	0-0	0-0	0	0	0
Nov 3	vs. New England	S	1	1	2	0-0	0-0	0	0	0
Nov 16	vs. San Diego*	S	2	0	2	0-0	0-0	0	0	1
Nov 23	vs. Chicago*	S	6	0	6	2-15	0-0	0	1	0
Nov 30	at Oakland*	S	0	1	1	0-0	0-0	0	0	0
Dec 7	vs. Kansas City*	S	2	1	3	0-0	0-0	0	0	0
Dec 14	vs. Cleveland*	S	1	1	2	0-0	0-0	0	0	0
Dec 21	at Indianapolis*	S	3	0	3	1.5-5.5	0-0	0	0	0
Dec 28	at Green Bay	S	2	2	4	0-0	0-0	0	0	0


<b>2003 Regular Season Totals</b>	<b>16/16</b>	<b>41</b>	<b>10</b>	<b>51</b>	<b>8.5-39.4</b>	<b>0-0</b>	<b>0</b>	<b>2</b>	<b>1</b>	<b>1</b>
-----------------------------------	--------------	-----------	-----------	-----------	-----------------	------------	----------	----------	----------	----------

Jan 4	at Indianapolis†	S	2	0	2	0-0	0-0	0	0	0
-------	------------------	---	---	---	---	-----	-----	---	---	---

<b>2003 Postseason Totals</b>	<b>1/1</b>	<b>2</b>	<b>0</b>	<b>2</b>	<b>0-0</b>	<b>0-0</b>	<b>0</b>	<b>0</b>	<b>0</b>	<b>0</b>
-------------------------------	------------	----------	----------	----------	------------	------------	----------	----------	----------	----------

†AFC Wild Card Playoff Game





## JEB PUTZIER

6-4 • 256 • 3RD YR. • BOISE STATE

**BORN:** Jan. 20, 1979, in Eagle, Idaho

**HIGH SCHOOL:** Eagle High School, Eagle, Idaho

**ACQUIRED:** Draft #6 (191st overall), 2002

**PRO YEAR:** 3rd • **YEAR WITH BRONCOS:** 3rd

**NFL GAMES PLAYED/STARTED:** 7/1

# 88

**TIGHT END**

Jeb Putzier looks to continue his improvement in 2004 and compete for increased playing time at tight end. He capped off the 2003 regular season, his second in the NFL, with a strong finish as he caught his first career reception at Green Bay and added three more receptions that game for a total of 34 yards (8.5). Showing his versatility, he also contributed on special teams in 2003 and returned a kickoff for 16 yards vs. Baltimore. A solid tight end with great size and skill, Putzier saw action in four games last season. He joined the Broncos as a rookie in 2002 and played in three games, including a start. Before his NFL debut, Putzier starred at Boise State, where he caught 128 passes for 2,050 yards during his career and was named All-WAC as a senior. The Broncos selected Putzier, who also lined up at receiver in college, in the sixth round (191st overall) of the 2002 NFL Draft.

**2003:** Putzier played in four games and caught four passes for 34 yds. (8.5) with a long of 13. He saw action on special teams in the opener at Cin. (9/7) and in Wk. 8 at Balt. (10/26), and then saw his first action from scrimmage vs. S.D. (11/16), returning one kickoff for 16 yds. Putzier was active but did not play in three games (at S.D., 9/14; vs. Det., 9/28 and at Oak., 11/30) and was declared inactive nine times (vs. Oak., 9/22; at K.C., 10/5; vs. Pit., 10/12; at Min., 10/19; vs. N.E., 11/3; vs. Chi., 11/23; vs. K.C., 12/7; vs. Cle., 12/14 and at Ind., 12/21). In Wk. 8 at Balt. (10/26), Putzier returned a fourth-quarter kickoff 16 yds. He saw his first play from scrimmage of the year against S.D. (11/16) when he lined up at tight end and split end. In the final game of the season at G.B. (12/28), he made the first reception of his career and went on to finish the game with a team-high four catches for 34 yds. (8.5). Putzier was inactive for the Broncos' AFC Wild Card game at Ind. (1/4).


**2002:** Putzier played in three games and made one start (at Sea., 11/17) and was declared inactive for 11 of the other 13 games. He made a start at Sea. (11/17) as the Broncos opened the game in a two-tight-end set and also played on offense the next week vs. Ind. (11/24). Putzier saw the first action of his career on special teams at Balt. (9/30), then was active but did not play at N.E. (10/27) and at S.D. (12/1).

**COLLEGE:** Putzier started all 12 games and caught a career-high 44 passes for 824 yds. (18.7) and 12 touchdowns as a senior at Boise State, most by any tight end in the nation. He was named first-team All-Western Athletic Conference, and posted three 100-yd. receiving games, while ranking sixth in the WAC in receiving yards. As a junior, Putzier earned honorable mention All-Big West consideration at wide receiver, playing in all 11 games and ranking second on the team with 35 receptions for 592 yds. (16.9) and three touchdowns. He ranked seventh in the conference in yards and 10th in receptions, making six catches of 25 yds. or longer on the season. Putzier's sophomore campaign saw him play in all 12 games and earn second-team All-Big West Conference honors in his first year as a wide receiver, catching a team-high 39 passes for 514 yds. (13.2) and two touchdowns. He made five catches of 35 yds. or longer and ranked sixth in the Big West in receptions and eighth in receiving yards. Putzier was a pleasant surprise a tight end as a redshirt freshman, playing in all 11 games and catching 10 passes for 120 yds. (12.0). He was a walk-on to the Boise State program and was redshirted his first season.

**PERSONAL:** Putzier was a tremendous all-around athlete at Eagle (Idaho) High School, just outside of Boise. He earned two varsity letters each in football and basketball, and one each in track and baseball. Putzier was a first team all-state selection in both football and basketball as a senior, making 54 catches for 1,024 yds. and 13 touchdowns as a wide receiver/tight end. In basketball he averaged 14 points and eight rebounds per game. Putzier also qualified for the state track meet in four events, receiving a medal in the 200-meter dash. Jebediah Lee Putzier was born Jan. 20, 1979, in Eagle, Idaho.

### PUTZIER'S REGULAR SEASON RECORD

Year	Club	G	S	No.	RECEIVING				TD	TDr	SCORING				2pt.	Pts.
					Yds.	Avg.	LG	—			TDp	TDrt	—	—		
2002	Denver	3	1	0	0	0.0	—	0	0	0	0	0	0	0	0	0
2003	Denver	4	0	4	34	8.5	13	0	0	0	0	0	0	0	0	0
<b>CAREER TOTALS</b>		<b>7</b>	<b>1</b>	<b>4</b>	<b>34</b>	<b>8.5</b>	<b>13</b>	<b>0</b>	<b>0</b>	<b>0</b>	<b>0</b>	<b>0</b>	<b>0</b>	<b>0</b>	<b>0</b>	<b>0</b>



## MIKE QUINN

6-4 • 216 • 7TH YR. • STEPHEN F. AUSTIN

**BORN:** April 15, 1974, in Houston, Texas

**HIGH SCHOOL:** Robert E. Lee High School, Houston, Texas

**ACQUIRED:** Unrestricted Free Agent (Houston), 2004

**PRO YEAR:** 7th • **YEAR WITH BRONCOS:** 1st

**NFL GAMES PLAYED/STARTED:** 4/0

# 11

**QUARTERBACK**

Mike Quinn comes to Denver after spending the past two seasons in Houston and looks to earn a spot on the roster in a backup role. In four career games, Quinn has completed 2-of-3 passes for 20 yards and an 85.4 passer rating. He spent the final four games of the 2003 season with Houston after being signed off the Texans' practice squad on Dec. 1. He was with Houston in training camp but was waived before re-joining the club's practice squad (11/17). In 2002, Quinn was Houston's third quarterback, and was inactive for all 16 games. In his seventh year in the NFL, he entered the NFL as an undrafted rookie free agent with Pittsburgh in 1997 and also played two seasons in Dallas (1998-99) and one in Miami (2000). He signed with Denver as an unrestricted free agent (Houston) on March 10. Quinn was a four-year letterman at Stephen F. Austin, where he completed 176 of 272 career attempts for 2,641 yards with 23 touchdowns and 13 interceptions.

**2003:** Quinn began the season with Houston but was waived in the final cutdown of training camp (8/26). He was resigned to the Texans' practice squad Nov. 17 and was elevated to the active roster when QB Tony Banks broke his hand. Quinn was active at Jacksonville (12/7) but did not play, and was inactive the final three games (Tampa Bay, 12/14, Tennessee, 12/21 and Indianapolis, 12/28).

**2002:** Quinn was designated as Houston's third QB for the season and was inactive for all 16 games.

**2001:** Quinn was waived by Miami on Sept. 2 after completing 21-of-38 passes for 223 yards and one touchdown during the preseason and was out of football the remainder of the season.

**2000:** Quinn joined the Dolphins during the offseason (5/23) and was Miami's third quarterback for 14 regular season games (1 did not play) and two playoff contests. He was released on Nov. 10 but re-signed three days later. Absent from roster for only one of Miami's games, against San Diego (11/12), he came back and served as Jay Fielder's backup at Indianapolis (11/26).

**1999:** Quinn was Dallas' third quarterback for 14 regular-season contests.

**1998:** Quinn, claimed by Dallas after being waived by the Colts (9/8), appeared in three games for the Cowboys, all in a reserve role. He attempted one pass, completing it for 10 yards in a Monday night game at Philadelphia (11/2). He was with Pittsburgh during training camp, before signing with the Colts. In the offseason leading up that year, Quinn spent the spring as quarterback for NFL Europe's Rhein Fire, where he earned all-league honors after completing 133-of-264 passes for 1,997 yards, 13 touchdowns and three interceptions. He suffered an ankle injury in the season finale, preventing him from playing in the World Bowl.

**1997:** Quinn, signed as an undrafted rookie free agent, made Pittsburgh's roster and played in one game, completing 1-of-2 passes for 10 yards vs. Baltimore (11/9). He was designated as the Steelers' third quarterback for the remainder of the season.

**COLLEGE:** Quinn, a four-year letterman at Stephen F. Austin, completed 176 of 272 career attempts for 2,641 yards with 23 touchdowns and 13 interceptions. He earned All-Southland Conference honors his senior season, leading the Lumberjacks to a 7-4 mark and a No. 21 I-AA final ranking. Quinn graduated with a degree in accounting.


**PERSONAL:** Quinn attended Robert E. Lee High School in Houston his senior year after moving from Las Vegas. He earned honorable mention all-state and All-Greater Houston honors that year. An activist in the community, Quinn made numerous appearances in Houston community and area schools, as part of the 2002 Texans Outreach Tour. He also participated in Houston Texans Style Show to benefit the Family Services of Greater Houston and Texans Foundation, and he was part of the Share Your Holidays Food Drive. Michael Patrick Quinn was born April 15, 1974, in Houston.



### QUINN'S REGULAR SEASON RECORD

		PASSING											
Year	Club	G	S	Att.	Comp.	Pct.	Yds.	Yds./Att.	TD	%	Int.	%	LG
1997	Pittsburgh	1	0	2	1	.500	10	5.0	0	.000	0	.000	10
1998	Dallas	3	0	1	1	1.000	10	10.0	0	.000	0	.000	10
1999	Dallas	0	0	0	0	.000	0	0.0	0	.000	0	.000	—
2000	Miami	0	0	0	0	.000	0	0.0	0	.000	0	.000	—
2001													
2002	Houston	0	0	0	0	.000	0	0.0	0	.000	0	.000	—
2003	Houston	0	0	0	0	.000	0	0.0	0	.000	0	.000	—
<b>CAREER TOTALS</b>		<b>4</b>	<b>0</b>	<b>3</b>	<b>2</b>	<b>.667</b>	<b>20</b>	<b>6.7</b>	<b>0</b>	<b>.000</b>	<b>0</b>	<b>.000</b>	<b>10</b>

		RUSHING					SCORING				
Year	Club	Att.	Yds.	Avg.	LG	TD	TD	TD	TD	2pt	Pts.
1998	Dallas	5	-6	-1.2	-1	0	0	0	0	0	0



## JOHNNY RUTLEDGE

6-3 • 239 • 6TH YR. • FLORIDA

**BORN:** Jan. 4, 1977, in Belle Glade, Fla.

**HIGH SCHOOL:** Glades Central High School, Belle Glade, Fla.

**ACQUIRED:** Free Agent, 2003

**PRO YEAR:** 6th • **YEAR WITH BRONCOS:** 2nd

**NFL GAMES PLAYED/STARTED:** 46/4 • **POSTSEASON:** 1/0

54

LINEBACKER

Johnny Rutledge enters his sixth NFL season and will add depth and athleticism to the Broncos' linebacking unit while seeing action on special teams. After joining the Broncos on Nov. 12 last season, he played in the team's final six regular-season games and in the AFC Wild Card game at Indianapolis. He proved to be a reliable special teams contributor in 2003, recording four regular-season tackles and one playoff tackle. For his career, Rutledge has totaled 43 tackles (21 solo) and 22 special teams stops. Before becoming a Bronco, Rutledge spent the 2003 training camp with the Baltimore Ravens before he was waived in the final roster cutdown. He spent his first four seasons in the NFL with the Arizona Cardinals after playing in college at Florida. As a Gator, he earned All-Southeastern Conference first-team honors during his senior season and was one of 10 semifinalists for the Dick Butkus Award, presented annually to the nation's top linebacker. He was drafted by Arizona in the second round (61st overall) of the 1999 NFL Draft.

**2003:** Rutledge was signed by the Broncos on Nov. 12 and saw action in each of the final six games after being declared inactive for his first game vs. S.D. (11/16). He made his first appearance as a Bronco vs. Chi. (11/23), recording a special teams tackle and tallied another the following week at Oak. (11/30). Rutledge added a special teams stop vs. Cle. (12/14). In the final game of the regular season at G.B. (12/28), he saw his first action from scrimmage, recording one tackle while also adding a special teams stop. Rutledge played on special teams in the Broncos' AFC Wild Card game at Ind. (1/4) and made one tackle.

**2002:** Rutledge played in nine game and was declared inactive for the other seven while totaling four tackles (2 solo) and two special teams tackles. In the Cardinals game at Kansas City (12/1), Rutledge saw significant action by racking up three tackles, including two solo. He picked up an assist at Denver (10/29).

**2001:** Rutledge, playing the majority of the season on special teams, appeared in 14 games and totaled six tackles on special teams and two tackles from scrimmage. One significant tackle came vs. Dallas (12/23), and it was a key stop of Dallas running back Emmitt Smith on second-and-goal from 1-yard line in first quarter. The Cardinals eventually forced Cowboy quarterback Quincy Carter to fumble the ball out of the end zone two plays later in an eventual 17-10 victory.

**2000:** Rutledge played in 11 games, including three starts. On the year, he made 33 total tackles (16 solo), a forced fumble, and one fumble recovery. He added seven tackles on special teams. After sustaining a knee sprain in preseason finale at San Diego (8/25), he was inactive for season opener at the N.Y. Giants (9/3). Back on the field the next week, he sparkled on special teams in 32-31 win over Dallas (9/10) with three solo tackles on kickoff coverage. With Rob Fredrickson (hip) inactive, Rutledge made

first NFL start at right linebacker at San Francisco (10/1), and posted eight tackles, including a stop for loss. He moved to left side in place of Ray Thompson (groin) the next week vs. Cleveland (10/8) and provided seven tackles in Arizona's 29-21 victory. Rutledge made six stops in a reserve role vs. Philadelphia (10/15) and again stepped in for Thompson at Dallas (10/22), where he collected five solo stops and a tackle for loss in addition to a pair of tackles on special teams. Rutledge, who was inactive weeks 11-14, came back to impress vs. Baltimore (12/17) with three assists and a forced fumble on running back Jamal Lewis. Late in the fourth quarter, Rutledge disrupted Lewis' completion on a swing pass and made the recovery at the 15-yard line.

**1999:** Rutledge was inactive for eight of first 10 games. He made his NFL debut vs. Washington (10/17), and his only noteworthy action of the year resulted in two solo tackles and one assist in the season finale at Green Bay (1/2). He finished the year with three tackles from scrimmage and three tackles on special teams.

**COLLEGE:** Rutledge started 35 games for the Florida Gators and earned All-Southeastern Conference first-team honors as a senior. He was also one of 10 semi-finalists for Dick Butkus Award, annually given to the nation's top linebacker. Rutledge moved to middle linebacker and finished second on the team with 105 tackles (61 solo), while also posting 1.5 sacks and eight stops for losses of 19 yards. As a junior, he was an All-SEC second-team pick and led the Gators with 67 tackles (44 solo) and four sacks for -31 yards.

**PERSONAL:** Rutledge was a *SuperPrep* and *USA Today* All-American selection at Glades Central High School in Belle Glade, Fla. He added All-Florida class 4A and *Palm Beach Post* Defensive Player-of-the-Year honors as a weak-side linebacker. As a senior, he made 162 tackles and five sacks and rated among the nation's top-5 prep linebackers by the National Blue Chip Recruiting Service. Rutledge is a boyhood friend, as well as high school and college teammate, of Jacksonville running back Fred Taylor. Seven of Rutledge's teammates from Glades Central received scholarships to NCAA Division I colleges, as the high school posted a 35-4 cumulative record during his years there. Rutledge's cousin, Randy Rutledge, played football at Baylor in the 1980s. Born Jan. 4, 1977, Rutledge and his wife, Gia, have one daughter, Jade Elizabeth.

### RUTLEDGE'S REGULAR SEASON RECORD

Year	Club	G	S	UT	A	TT	S-Yds.	I-Yds.	PD	FF	FR	TD-Int.	TD-FR	S	Pts.
1999	Arizona	6	0	2	1	3	0-0	0-0	0	0	0	0	0	0	0
2000	Arizona	11	4	16	17	33	0-0	0-0	0	1	1	0	0	0	0
2001	Arizona	14	0	1	1	2	0-0	0-0	0	0	0	0	0	0	0
2002	Arizona	9	0	2	2	4	0-0	0-0	0	0	0	0	0	0	0
2003	Denver	6	0	0	1	1	0-0	0-0	0	0	0	0	0	0	0
<b>CAREER TOTALS</b>		<b>46</b>	<b>4</b>	<b>21</b>	<b>22</b>	<b>43</b>	<b>0-0</b>	<b>0-0</b>	<b>0</b>	<b>1</b>	<b>1</b>	<b>0</b>	<b>0</b>	<b>0</b>	<b>0</b>

**ADDITIONAL STATISTICS:** Special teams tackles — 1999 (3), 2000 (7), 2001 (6), 2002 (2), 2003 (4), TOTAL (22).

### RUTLEDGE'S POSTSEASON RECORD

Year	Club	G	S	UT	A	TT	S-Yds.	I-Yds.	PD	FF	FR	TD-Int.	TD-FR	S	Pts.
2003	Denver	1	0	0	0	0	0-0	0-0	0	0	0	0	0	0	0

**ADDITIONAL STATISTICS:** Special teams tackles — 2003 (1)

### DID YOU KNOW?

The Broncos were the first AFL team ever to defeat an NFL team when they beat the Detroit Lions 13-7 on August 5, 1967, in a preseason game at the University of Denver Stadium.





## O.J. SANTIAGO

6-7 • 265 • 7TH YR. • KENT STATE

**BORN:** March 4, 1974, in Whitby, Ontario, Canada

**HIGH SCHOOL:** St. Michael's High School, Toronto, Ontario

**ACQUIRED:** Unrestricted Free Agent (Oakland), 2004

**PRO YEAR:** 7th • **YEAR WITH BRONCOS:** 1st

**NFL GAMES PLAYED/STARTED:** 78/60 • **POSTSEASON:** 3/3

# 89

**TIGHT END**

O.J. Santiago is a six-year NFL veteran who spent last season with Oakland and will add depth to Denver's outstanding tight end ranks. In 12 games (7 starts) with the Raiders last season, he caught five passes for 69 yards, and in 78 career games (60 starts), Santiago has posted 81 receptions for 1,041 yards (12.9) and nine touchdowns. Originally entering the NFL as a third-round (70th overall) pick by Atlanta in 1997, he played three seasons with the Falcons (1997-99). In 2000, he was traded to Dallas and played 10 games for the Cowboys before being waived and later was picked up by Cleveland, where he was inactive for the final four games. After 2001—a season in which he played 12 games for the Browns—Santiago was out of football in 2002 before signing with Oakland in 2003. He signed with Denver as an unrestricted free agent (Oak.) on March 15.

**2003:** Santiago, who signed with the Raiders in the offseason, played 12 games (7 starts) for Oakland and made five catches for 69 yards for a 13.8 average. He made his first two catches of the season for 53 yards vs. Minnesota (11/16) and caught one pass in three of the last four regular season games of the year at Pittsburgh (12/7), vs. Baltimore (12/14) and at San Diego (12/28).

**2002:** Santiago, who played with Cleveland the previous season, was out of football in 2002.

**2001:** Santiago played in 14 games (12 starts) with Cleveland and caught 17 passes for 153 yards and two touchdowns. At Chicago (11/24), he caught two balls for 26 yards and followed that up with two catches for 14 yards and a touchdown vs. Pittsburgh (11/11). He made two catches for 11 yards at New England (12/9) and posted three more catches for 23 yards vs. Jacksonville (12/16). At Tennessee (12/30), Santiago hauled in three passes for 27 yards and his second touchdown of the season.

**2000:** Santiago began the year with Atlanta in training camp, and was traded to Dallas on Aug. 27 for a fourth-round draft choice in 2001 and a seventh-round draft choice in 2002. He played in 10 games for the Cowboys during the regular season mainly on special teams. At Carolina (10/1), he recorded his first-career kickoff return for 13 yards following a squib kick, and at Philadelphia (11/5) saw second-half action helping with the blocking that sprang Emmitt Smith for 134 yards on 26 carries. Santiago was waived by Dallas on Nov. 21 and was claimed by Cleveland via waivers on Nov. 22. He was inactive the final four games of the season with Cleveland.

**1999:** Santiago started 14 games for Atlanta, missing two with a shoulder injury. He caught 15 passes for 174 yards (11.6) with a long of 46 yards on the season. Against Minnesota (9/12), Santiago tied a career high with 53 receiving yards on two catches, including a career-long 46-yarder, the second longest of his career. He hauled in four passes—the second-most in a game in his career—at St. Louis (9/27) for 29 yards. He was inactive against New Orleans (12/5) due to a shoulder injury that was suffered during practice the week before the game and ended a streak of 27 consecutive starts dating back to 1997. He was forced to miss the next game at San Francisco (12/12) due to the lingering shoulder problem. Coming back from the injury, he helped produce the team's best offensive effort of the year against Arizona (12/26) as the Falcons managed season highs in points (37), total yards (393), time of possession (35:20) and rushing yards (163). He ended the season with his second-most productive game of the year with three receptions for 37 yards vs. San Francisco (1/3).

**1998:** Santiago started all 16 regular-season games and the Falcons' three post-season contests. He finished the regular season with 27 receptions for 428 yards and five touchdowns, adding four receptions for 67 yards in the postseason. He caught two passes for 27 yards but made key blocks that enabled him to win offensive player of the game honors by the Falcons' coaching staff vs. Philadelphia on (9/13). Against Carolina (10/4), he caught a 26-yard touchdown pass from QB Chris Chandler, and had the first two-touchdown performance of his career in the Falcons' 41-10 victory at New England (11/8) with touchdown receptions of 7 and 22 yards. In the regular-season finale vs. Miami (12/17), Santiago hauled in a career-high 62-yard touchdown pass from Chandler and added a 3-yard touch-

down pass for his second two-touchdown game of the season. In his four postseason receptions, he had three for 54 yards vs. Minnesota (1/9) in the NFC Championship Game and caught a key 26-yard pass to get the Falcons into Vikings territory during the game-winning drive in overtime.

**1997:** Santiago started the first 11 games of the season for Atlanta before he was lost for the year with a broken fibula suffered at St. Louis (11/16). He finished his rookie campaign with 17 receptions for 217 yards and two touchdowns. In his first-career start at Detroit (8/31), he began the season with a solid performance in the blocking game and added two catches for 47 yards. Santiago was named player of the game by the coaches for his performance vs. Oakland (9/14) when he hauled in five passes for 40 yards, including his first-career touchdown on a 10-yard pass from QB Chris Chandler.

**COLLEGE:** Santiago became the first tight end ever drafted out of Kent State and the highest player taken from the school since Jack Lambert and Gerald Tinker in 1974. While with the Golden Flashes, Santiago caught 62 passes for 730 yards for an 11.8 career average and four touchdowns. He started 22 of 33 career games and was named to the MAC All-Academic First-Team three consecutive seasons and was a GTE/CoSIDA Academic All-District First-Team member. Santiago tied for team honors as a junior when he hauled in 28 receptions, and combined with his 26 catches as a senior, totaled 54 in his final two seasons. He opened up holes for the second ranked offense in the Mid-American Conference in 1996 as RB Astron Whatley posted two 1,000-yard rushing seasons and 3,113 rushing yards in three seasons.

**PERSONAL:** Santiago was an All-Canadian first-team tight end at St. Michael's High School in Toronto and led his school to two district titles while being selected to the *Toronto Star* and *Toronto Sun* all-star teams. A versatile athlete, he returned kickoffs and punts as well as playing both ways as a defensive lineman (Defensive MVP honors at the Metro Bowl) and tight end. He also guided St. Michael's to a pair of district championships in basketball and competed in track in both the shot put and discus. Santiago was born March 4, 1974, in Whitby, Ontario, Canada.


### SANTIAGO'S REGULAR SEASON RECORD

		RECEIVING							RUSHING					SCORING				
Year	Club	G	S	No.	Yds.	Avg.	LG	TD	No.	Yds.	Avg.	LG	TD	TD	TDp	TDrt	2pt	Pts.
1997	Atlanta	11	11	17	217	12.8	30	2	0	0	0.0	—	0	2	0	2	0	12
1998	Atlanta	16	16	27	428	15.9	62t	5	0	0	0.0	—	0	5	0	5	0	30
1999	Atlanta	14	14	15	174	11.6	46	0	0	0	0.0	—	0	0	0	0	0	0
2000	Dal./Cle.	11	0	0	0	0.0	—	0	0	0	0.0	—	0	0	0	0	0	0
2001	Cleveland	14	12	17	153	9.0	27	2	0	0	0.0	—	0	2	0	2	0	12
2002					OUT OF FOOTBALL													
2003	Oakland	12	7	5	69	13.8	36	0	0	0	0.0	—	0	0	0	0	0	0
CAREER TOTALS		78	60	81	1041	12.9	62t	9	0	0	0.0	—	0	9	0	9	0	54

**ADDITIONAL STATISTICS:** Returned one kickoff for 13 yards in 2000; returned two kickoffs for 1 yard in 2000 and returned 1 kickoff for nine yards in 2003. Career totals: four for 23 yards (5.8).

### SANTIAGO'S REGULAR SEASON RECORD

Year	Club	G	S	RECEIVING					RUSHING					SCORING				
				No.	Yds.	Avg.	LG	TD	No.	Yds.	Avg.	LG	TD	TD	TDp	TDrt	2pt	Pts.
1998	Atlanta	3	3	4	67	16.8	26	0	0	0	0.0	—	0	0	0	0	0	0



## CECIL SAPP

5-11 • 229 • 2ND YR. • COLORADO STATE

**BORN:** Dec. 23, 1978, in Miami, Fla.

**HIGH SCHOOL:** Palmetto High School, Miami, Fla.

**ACQUIRED:** College Free Agent, 2003

**PRO YEAR:** 2nd • **YEAR WITH BRONCOS:** 2nd

**NFL GAMES PLAYED/STARTED:** 1/0

# 37

**RUNNING BACK**

Cecil Sapp returns for his second season with the Broncos and looks to add depth to Denver's potent rushing attack. He originally signed with Denver as an undrafted rookie free agent last season and spent 15 weeks on the practice squad before being signed to the active roster on Dec. 26. He played in the team's season finale at Green Bay and rushed for 31 yards on 12 carries. While at Colorado State, Sapp finished his collegiate career with 2,482 yards and 28 touchdowns on 504 carries (4.9 avg.) in 28 games. His career rushing total ranks seventh on the school's all-time rushing list.




**2003:** Sapp was signed from the Broncos' practice squad Dec. 26. He saw his first action two days later at G.B. (12/28), rushing 12 times for 31 yds. (2.6). Sapp went through training camp with Denver as an undrafted free agent, was waived in the final cutdown (8/31) and re-signed to the practice squad (9/1). He was inactive for the Broncos' AFC Wild Card game at Ind. (1/4).

**COLLEGE:** Sapp attended Colorado State, where he finished his collegiate career with 2,482 yards and 28 touchdowns on 504 carries (4.9 avg.) in 28 games. His career rushing total ranks seventh on the school's all-time rushing list. Sapp made a successful return to the gridiron in 2002 after missing the previous season due to surgery to remove a benign tumor from his right heel and became only the 15th player in school history to rush for more than 1,000 yards in a season during his final campaign. In his career, Sapp scored at least two touchdowns in nine games, including accomplishing the feat six times as a senior.

**PERSONAL:** Sapp attended Palmetto (Miami, Fla.) High, where he was earned all-conference first-team and all-state honorable mention honors in football as a senior. He was Born Dec. 23, 1978, in Miami, Fla.

#### SAPP'S REGULAR SEASON RECORD

Year	Club	RUSHING					RECEIVING					SCORING				
		G	S	No.	Yds.	Avg.	LG	TD	No.	Yds.	Avg.	LG	TD	TD	TD	2pt
2003	Denver	1	0	12	31	2.6	5	0	0	0	0.0	—	0	0	0	0



### ROD SMITH

6-0 • 200 • 10TH YR. • MISSOURI SOUTHERN

**BORN:** May 15, 1970, in Texarkana, Ark.

**HIGH SCHOOL:** Texarkana High School, Texarkana, Ark.

**ACQUIRED:** Rookie Free Agent, 1994

**PRO YEAR:** 10th • **YEAR WITH BRONCOS:** 10th

**NFL GAMES PLAYED/STARTED:** 135/110 • **POSTSEASON:** 10/9

80

WIDE RECEIVER

Rod Smith, the Broncos' leading receiver for the past seven seasons and one of the NFL's best wideouts during that period, will see an increased role in 2004 as both a leader and producer following the retirements of Shannon Sharpe and Ed McCaffrey. Ever the tireless worker, whether in the offseason or during the season, Smith has set a high standard for himself and teammates with his approach to the game. Each season, he manages to take his play to levels few but himself thought possible when he entered the NFL as a rookie free agent in 1994. Most recently, the veteran enjoyed a stellar 2003 campaign as he recorded team-highs in receiving yards (845) and catches (74). Smith's play continued to impress in the postseason as he caught a team-best five passes for 66 yards at Indianapolis, including his fourth career postseason touchdown that tied him with Vance Johnson for the franchise record. The 10th-year pro has now played in 135 games and started 110, catching 633 passes for 8,628 yards (13.6) with a franchise-record 52 touchdowns and a long of 78 yards. Smith ranks first in Broncos history in career receiving yards and second in both career receptions and receiving touchdowns. He also holds the Nos. 1, 2, 6 and 7 spots on the Broncos' all-time single-season receiving-yardage list with his 2000 total of 1,601 yards at the top, followed by 1,343 yards in 2001; 1,222 yards in 1998 and 1,180 in '97. Smith holds the franchise single-game record for receptions with 14, and his combined five-year regular-season receiving total of 6,367 yards from 1997-2001 is the best over a five-year span in franchise history. Smith has also played in 10 postseason games (9 starts) and caught 32 passes for 604 yards (18.9) and four touchdowns with a long of 80, which went for a touchdown in Super Bowl XXXIII vs. Atlanta. The 80-yard score tied for the second-longest play from scrimmage in a Super Bowl game and ranks as the longest play from scrimmage in Broncos postseason history. Smith's 152 yards in Super Bowl XXXIII are the fourth-highest receiving figure in Super Bowl history and placed him into second place on Denver's all-time postseason receiving chart. He also ranks fourth in receptions (32), tied for first in receiving touchdowns (4) and seventh in avg. yds. per catch (18.9). Smith's first NFL touchdown in 1995—on his first NFL reception—may forever remain his most memorable as he out-leaped Washington Redskins future Hall-of-Famer Darrell Green to haul in a 43-yard Elway pass in the

#### 80's TROPHY CASE

Pro Bowl Selections (2) . . . . .2000-01

All-Pro (Second Team) . . . . .2000-01

#### DENVER BRONCOS CAREER RECEIVING LEADERS

Most Receptions			Most Receiving Yards			Most Receiving Touchdowns		
Player	Years	Rec.	Player	Years	Yds.	Player	Years	TDs
1. Shannon Sharpe	1990-99, 02-03	675	1. Rod Smith	1995-2003	8,628	1. Shannon Sharpe	1990-99, 02-03	55
2. Rod Smith	1995-2003	633	2. Shannon Sharpe	1990-99, 02-03	8,439	2. Rod Smith	1995-2003	52
3. Lionel Taylor	1960-66	543	3. Lionel Taylor	1960-66	6,872	3. Ed McCaffrey	1995-2003	46
4. Ed McCaffrey	1995-2003	462	4. Ed McCaffrey	1995-2003	6,200	4. Lionel Taylor	1960-66	44
5. Vance Johnson	1985-93, '95	415	5. Steve Watson	1979-87	6,112	5. Haven Moses	1972-81	44
6. Riley Odoms	1972-83	396	6. Riley Odoms	1972-83	5,755	6. Riley Odoms	1972-81	41
7. Steve Watson	1979-87	353	7. Vance Johnson	1985-93, '95	5,695	7. Vance Johnson	1985-93, '95	37
8. Haven Moses	1972-81	302	8. Haven Moses	1972-81	5,450	8. Steve Watson	1979-87	36

end zone as time expired, giving Denver a 38-31 victory. Smith entered the NFL in 1994 as a rookie free agent with the Broncos out of Missouri Southern. He spent that season on the practice squad before making the 53-man roster for the first time in 1995.

#### Smith's 2003 Highlights included:

- Smith was voted offensive captain for the season by his teammates.
- He led the Broncos in receiving yds. (845) for the seventh consecutive season and led the team in receptions (74) for the fifth time in the past seven seasons (1998-99, 2001-03).
- Smith caught his 600th career pass vs. S.D. (11/16), becoming the 31st NFL player to reach that milestone.
- He is the Broncos' all-time leader in receiving yds. (8,628) and total yds. from scrimmage (8,940) and ranks second in receptions (633) and receiving TDs (52).
- In Denver's AFC Wild Card Game at Indianapolis (1/4/04), Smith caught the fourth touchdown pass of his postseason career, tying him with Vance Johnson for the franchise record. He also passed Steve Sewell (31) for fourth on the Broncos' all-time postseason receptions list, running his career total to 32, and remained in second place in postseason receiving yds.(604).
- Smith finished the regular season having caught a pass in a team-record 76 consecutive games.
- He was inducted Oct. 11, 2003, into the Missouri Southern Athletics Hall of Fame.

**2003:** Smith started 15 games and led the team with 74 receptions (T7th AFC) for 845 yards (11.4) and three touchdowns with a long of 38. He also rushed 10 times for 98 yds. (9.8) with a long of 26, and averaged 21.2 yds. on six punt returns (127 yds.) with one touchdown, a long of 65 (TD) and eight fair catches. In the opener at Cin. (9/7), he caught five passes for a team-high 43 yds. tied a career high for rushing attempts when he ran the ball three times for 23 yds. At S.D. (9/14), Smith again led all Broncos receivers with five receptions for 71 yds. (14.2). He was ejected from the Wk. 3 game vs. Oak. (9/22) with 7:49 remaining in the second quarter after inadvertently striking an official while trying to separate himself from Raiders DT Chris Cooper after the whistle had blown. Smith left the game with one catch for 7 yds., one rush for -5 yards and one punt return for 15 yds. It was his first punt return since Sept. 14, 1997 (vs St.L.), and came in place of Deltha O'Neal who was briefly out of the game because of an elbow injury. In Wk. 4 vs. Det. (9/28), Smith caught five passes for 61 yds. (12.2). In Wk. 5 at K.C. (10/5), he caught a team- and then-season-high eight passes for 130 yds. (16.3) and threw one completed pass to Clinton Portis for a 72-yd. gain. Smith extended his franchise record with his 27th career 100-yd. game, and it was his ninth against K.C. His 72-yd. pass completion was the longest of his career with the only other completion coming on a 14-yd. reception to John Elway against Oakland on 11/22/98. In Wk. 6 vs. Pit. (10/12), Smith caught four passes for 70 yds. (17.5) and a touchdown and ran the ball once for a 26-yd. gain. His longest catch of the day (38 yds.) came in the fourth quarter shortly before he caught an 11-yd. toss from Steve Beuerlein for his first touchdown of the season. The score put Denver ahead 14-6 in an eventual 17-14 win. In Wk. 7 at Min. (10/19), Smith caught three passes for 24 yds. (8.0). He caught four passes for 23 yds. (5.8) and rushed twice for 9 yds. (4.5) in Wk. 8 at Balt. (10/26). It was Smith's 69th consecutive game with a catch, breaking Ed McCaffrey's franchise-record streak of 68, which was snapped in Wk. 1 at Cin. (9/7). He also took over the punt return duties, returning two punts for 19 yds. (9.5) with a long of 12 yds. Smith led the team

#### DENVER BRONCOS ALL-TIME POSTSEASON RECEIVING LEADERS

Most Receptions			Most Receiving Yards			Most Receiving Touchdowns		
Player	Gms.	Rec.	Player	Gms.	Rec. Yds.	Player	Gms.	Rec. TDs
1. Shannon Sharpe	12	47	1. Vance Johnson	10	715	1. Rod Smith	10	4
2. Vance Johnson	10	40	2. Rod Smith	10	604	Vance Johnson	10	4
3. Ed McCaffrey	9	36	3. Shannon Sharpe	12	505	3. Shannon Sharpe	11	2
4. Rod Smith	10	32	4. Ed McCaffrey	9	490	Ed McCaffrey	9	2
5. Steve Sewell	11	31	5. Mark Jackson	10	426	(five other players tied with 2)		



# DENVER BRONCOS SINGLE SEASON RECEIVING LEADERS

Most Receptions			Most Receiving Yards			Most Receiving Touchdowns		
Player	Year	Rec.	Player	Year	Rec. Yds.	Player	Year	Rec. TDs
1. Rod Smith	2001	113	1. Rod Smith	2000	1,602	1. Anthony Miller	1995	14
2. Ed McCaffrey	2000	101	2. Rod Smith	2001	1,343	2. Steve Watson	1981	13
3. Rod Smith	2000	100	3. Ed McCaffrey	2000	1,317	3. Rod Smith	1997	12
Lionel Taylor	1961	100	4. Steve Watson	1981	1,244	Lionel Taylor	1960	12
5. Lionel Taylor	1960	92	5. Lionel Taylor	1960	1,235	5. Rod Smith	2001	11
6. Rod Smith	2002	89	6. Rod Smith	1998	1,222	Al Denson	1967	11
7. Shannon Sharpe	1994	87	7. Rod Smith	1997	1,180	7. Ed McCaffrey	1998	10

with 58 yds. on four catches (14.5) vs. N.E. (11/3). He recorded a season-high 10 catches for 84 yds. (8.4) vs. S.D. (11/16) while becoming the 31st player in NFL history to record 600 or more receptions. He reached the milestone on his second catch of the game, a 7-yd. grab from Plummer at 8:51 of the 1st qtr. Smith also scored his first career touchdown via a punt return with a 65-yd. return for a score in the 2nd qtr., punctuating a stellar day with three returns for 93 yds. (31.0). Coupled with Deltha O'Neal's 57-yd. return for a touchdown in the Broncos' previous game (vs. N.E., 11/3/03), it marked the first time in NFL history that a team has had a punt returned for a touchdown in back-to-back games by different players. He led the team with nine receptions for 86 yds. (9.6) and a touchdown vs. Chi. (11/23). The touchdown catch, his second of the season, came on a 1-yd. pass from Plummer in the 1st qtr. Versus K.C. (12/7), Smith tallied seven receptions for 85 yds. (12.1) and rushed twice for 32 yds. (18.0) with a long of 23 yds., to pass Floyd Little (8,741) for second on the Broncos' all-time list for total yds. from scrimmage. He also resumed punt return duties for the day, fair catching three kicks in place of Deltha O'Neal, who was away from the team to be with his ill father. Smith caught four passes for 41 yds. (10.3) vs. Cle. (12/14). He added four more receptions at Ind. (12/21) for 42 yds. (11.4) and one rush for a 13-yd. gain. On Smith's first catch of the night he gained 9 yds. and surpassed Terrell Davis (8,887) to claim first place on the Broncos' all-time yards-from-scrimmage list. He was inactive at G.B. (12/28) after the Broncos clinched a playoff spot a week earlier. Smith started and led the team in receiving with five catches for 66 yds. (13.2) and a touchdown in the Broncos' AFC Wild Card game at Ind. (1/4). He passed Steve Sewell (31) for fourth place in postseason receptions by a Bronco (now 32), and with the touchdown, tied Vance Johnson (4) for the franchise postseason record.

**2002:** Smith—voted offensive captain by his teammates—started all 16 games and led the team with 89 receptions for 1,027 yds. (11.5) with a long of 46 and a team-leading five touchdown receptions. He posted his sixth consecutive 1,000-yd. receiving season and sixth total, extending franchise records in both cases. Smith tied for eighth in the AFC in receptions (11th NFL) and ranked tied for ninth in receiving yards. He is the Broncos' all-time leader in receiving yards (7,783), receiving touchdowns (49) and 100-yd. games (27); ranks second in receptions (559) and third in total touchdowns (51). Smith caught at least seven passes in four consecutive games (Mia., 10/13-Oak., 11/11) in the middle of the season, and caught at least five passes in 13 of the 16 games. He caught five passes for 62 yds. (12.4) in the season finale vs. Ariz. (12/29), including a 10-yd. touchdown pass from Steve Beuerlein. The touchdown was his fifth of the season, 49th of his career through the air to extend his franchise record, and the 51st total of his career (includes one by rush and one by fumble recovery). Smith's longest reception of the season came vs. K.C. (12/15), on a 46-yd. pass from Brian Griese en route to three catches for 83 yds. on the day (27.7). At the Jets (12/8), he passed Lionel Taylor (543) for second place in career receptions by a Bronco as he caught six passes for 38 yds. (6.3). Versus Ind. (11/24), Smith became the Broncos' all-time receiving yards and touchdown receptions leader, passing teammate Shannon Sharpe in both categories. At Sea. (11/17), Smith caught a 14-yd. touchdown pass from Steve Beuerlein with 5:20 remaining in the game, his third of the season and the 47th scoring reception of his career to tie Shannon Sharpe for the franchise record. He also passed Sammy Winder (48) for third place in total touchdowns by a Bronco. He caught a season-high nine passes for 88 yds. (9.8) vs. Mia. (10/13), surpassing the 500-catch plateau for his career. His 500th catch came on a 10-yd. toss from Brian Griese with 2:25 remaining in the 1st qtr. He attempted a pass at Balt. (9/30), which fell incomplete, the second pass attempt of his career, following a 14-yd. completion to John Elway in 1998 vs. Oak. (11/22). Versus Buf. (9/22) he caught a then-season-high seven passes for a season-high 94 yds. (13.4) and a touchdown and passed Lionel Taylor (6,872) for second place in Broncos history for receiving yards. The score also allowed him to tie Sammy Winder (48) for third in total touchdowns by a Bronco.

**2001:** Smith—voted to play in the Pro Bowl for the second year in a row, and first time as a starter, and also named second-team AP All-NFL, first-team *Football Digest* All-Pro and *Pro Football Weekly* All-AFC, while also being voted a team captain by his teammates—played in 15 games and started 14, missing only the Miami game (12/2) because of a sprained left ankle and playing but not starting at K.C. (12/16) because the Broncos opened the game with an extra tight end. He led the NFL in receptions with a franchise-record 113 and ranked third in the AFC in receiving yds. (1,343; 6th NFL), for an 11.9 average with 11 receiving touchdowns. He became one of only six players in NFL history to catch

100 or more passes in back-to-back seasons (Jerry Rice, Herman Moore and Marvin Harrison-3; Cris Carter, Sterling Sharpe and Smith-2), and his 1,343 receiving yds. were the second most in a season by a Bronco, behind only his franchise-record 1,602 yds. in 2000, giving Smith four of the top seven single-season marks in franchise history. Smith ranked second in the AFC (3rd NFL) in receiving touchdowns, fifth (7th NFL) in total touchdowns and fifth (8th NFL) in scoring (non-kickers) with 68 points. Smith also tied for eighth (16th NFL) in total yds. from scrimmage (1,370); fifth (T8th NFL) in total first downs (77); tied for first (M. Harrison-IND) in the NFL in receiving first downs (75) and tied for the NFL lead in third-down receptions (30-286-9.5-4TDs) with Minnesota's Randy Moss. His 67 receptions through the first eight games were the most ever by an NFL player at that stage of a season, breaking the record of 60 held by Minnesota's Cris Carter (1994) and Phoenix's J.T. Smith ('89). Smith capped off the season at Ind. (1/6) the way he began it, leading the team in receptions. On the afternoon, he caught seven passes for 92 yards (13.1), with a long of 20. The seven catches gave him 113 on the season, the most in the NFL and the best ever by a Bronco. The 1,343 yards were good for second best in a season, passing Ed McCaffrey's 1,317 set last season. Smith continued to carve out his place in the Broncos' record book vs. Oak. (12/30), catching eight passes for 56 yards (7.0) and scoring one touchdown. His eight catches on the day give him 106 for the season, a new franchise single-season high, breaking the old record of 101 set last season by McCaffrey when Smith caught 100. Smith's record-breaking 102nd catch came on a 5-yd. pass from Brian Griese with 5:12 remaining in the 3rd qtr. He became the first Bronco in history to catch 100 passes in consecutive seasons and just the sixth in NFL history. The touchdown catch was the 11th of the season for Smith (one shy of his career best, set in 1997) and the 44th of his career to tie the franchise record shared by Lionel Taylor, Haven Moses, Shannon Sharpe and Ed McCaffrey. Smith hit the century mark in receiving yds. for the fifth and final time in 2001 at K.C. (12/16), extending his franchise career record to 26. On the day he caught eight passes for 100 yds. (12.5) and a touchdown. Smith's 11-yd. TD reception from Gus Frerotte in the 2nd qtr. was his 10th of the season and 43rd of his career. Smith returned to the starting lineup vs. Sea. (12/9) and caught a game-high eight passes for 66 yds. (8.3) with a long of 12 after missing the previous game, at Mia. (12/2), because of a severely sprained left ankle suffered at Dal. (11/22). Smith played in his 100th career NFL game at Dal., catching seven passes for 81 yds. (11.6) with a long of 23 yds. He saw little playing time vs. Wash (11/18) because of a sprained ankle suffered the week before vs. S.D. (11/11) but caught three passes for 25 yds (8.3), including a 1-yd. touchdown in the 2nd qtr. to raise his career total to 42, passing Riley Odoms for fifth place all-time in touchdown receptions by a Bronco. Smith continued his steady pace vs. S.D. (11/11), catching five passes for 74 yds. (14.8), with a long of 32. He left the game with a twisted ankle late in the 3rd qtr. and did not return. Smith was once again the go-to guy for the Broncos at Oak. (11/5), catching 10 passes for 91 yds. and two touchdowns to tie Riley Odoms for fifth on the Broncos' career receiving touchdowns list. His first came on a 2-yd. pass from Brian Griese in the 3rd qtr., and his second came on a 26-yd. toss from Gus Frerotte in the 4th. Smith also caught a two-point conversion from Griese. In the 2nd qtr. at Oak. (11/5), Smith caught his fourth pass of the night, the 416th of his career, moving him into third place on the franchise list, ahead of Vance Johnson (415). Smith posted his fourth 100-yd game of the season vs. N.E. (10/28), catching six passes for 159 yds. and one touchdown, which came on a season best 65-yd. pass play. The 100-yd game was the 25th of Smith's career, giving him the franchise record, passing Lionel Taylor. He also passed Steve Watson (6,112) for third place on the Broncos' all-time list for receiving yards, finishing the day with 6,171. The 159-yd. effort was his second best of '01, fifth best of his career. Smith caught his 400th career pass in the 1st qtr. at S.D. (10/21)—an 8-yd. reception from Brian Griese—and topped the 6,000-yd. career receiving mark in the 4th qtr. on a 13-yd. reception from Griese. At Sea. (10/14), Smith claimed sole possession of sixth place on the Broncos all-time list for touchdown receptions, catching his 38th to break a tie with Vance Johnson. He also moved into fourth on the club's career receptions list in the Sea. contest, passing Riley Odoms (396). Smith posted his third 100-yd receiving game of the season vs. K.C. (10/7), catching eight passes for 110 yds. (13.8) and a touchdown. It marked the first time he had 100 yds. receiving in three of the season's first four games and was also his 24th career 100-yd game (regular season), tying him with Lionel Taylor for the franchise record. Smith led the team vs. Balt. (9/30), catching five passes for 83 yds. (16.6), with a long of 31 yds. to move into fourth on Denver's career receiving yds. list, passing Riley Odoms (5,755) and Vance Johnson (5,695). He continued to be the go-to guy in Wk. 2 at Ariz. (9/23), catching a franchise-record 14 passes for 162 yds. (11.6) with two touchdowns, one a fingertip grab in the back of the end zone and other his longest catch of the night, a 34-yarder. He broke the club record of 13 catches in a game, which he shared with three others. It was also his second consecutive 100-yd. game to open the season, the first time he has started the season in such a manner and only the second time a Bronco has done so (Mike Pritchard, 1994). Smith's second touchdown of the Arizona contest was the 36th of his career, tying Steve Watson for seventh place in Bronco annals. His 162 receiving yds. represent his third best single-game total. Smith started the season opener against the Giants (9/10) and caught nine passes for 115 yds. with one touchdown. He also rushed twice for 24 yards. He finished the season ranked third on the Broncos' career receiving yds. list (6,756); third in career receptions (470) and tied for first in receiving touchdowns (44).



### MOST 100-YARD RECEIVING GAMES IN A SEASON BY A BRONCO

Player	100-yd. Games	Season
1. Rod Smith	8	2000
2. Lionel Taylor	7	1960
3. Rod Smith	6	1999
4. Rod Smith	5	2001
(four others tied with 5)		

**2000:** Smith—voted to play in his first Pro Bowl; named second-team All-NFL by the Associated Press; named first-team All-Pro by *USA Today*, *College & Pro Newsweekly* and *Football Digest* and All-AFC by *Pro Football Weekly* and *Football News*—started at wide receiver in all 16 games and led the AFC in receiving yards (2nd NFL) while ranking third in the AFC (4th NFL) in receptions with a career-high 100 catches for a franchise-record 1,602 yds. (16.0), an average of 100.1 yards per game. He also had eight receiving touchdowns with a long of 49 yds. and had one touchdown rushing (50 yds.) among his six carries for 99 yds. (16.5). Smith's 100 receptions tied for second most by a Bronco in a single season, trailing only teammate Ed McCaffrey's franchise-record 101 this year and matching the previous standard held by Lionel Taylor (1961). It made him the 28th player in NFL history to reach 100 in a season, and made Smith and McCaffrey the second tandem in NFL history each catch 100 passes in a season (Detroit's Herman Moore-123 and Brett Perriman-108 did so in 1995). Meanwhile, his 1,602 receiving yards tied for ninth most in a season in NFL history (with San Diego's Lance Alworth, 1965). Smith was named AFC Offensive Player of the Month for November when he caught 26 passes for 479 yds. (18.4) and one touchdown, and rushed three times for 78 yds. (26.0) and a score to help the Broncos to a 4-0 record. It was the first such honor of his career. Smith ranked third in the AFC (8th NFL) in yds.-per-catch avg.; tied for sixth in the AFC (T11th NFL) with eight receiving touchdowns; ranked fifth in the AFC (10th NFL) in total yards from scrimmage (1,701); led the NFL in receiving first downs (77) while ranking seventh (11th NFL) in total first downs (80); tied for eighth in the AFC (T12th NFL) in third-down receiving (22-408-18.5-LG49-3TD) and tied for the NFL lead in pass receptions of 20 yards or longer with 28 (Torry Holt). Stretching back to the 1999 season Smith finished 2000 on a tear in his last 25 games, averaging 6.4 receptions for 93.1 yds. per game (160-2,328). Smith caught eight passes for 80 yds. in the finale vs. S.F. (12/23) to reach 100 catches for the season, becoming just the 28th player in NFL history to accomplish the feat in a single season. He also moved past Steve Watson (353) for sixth place on Denver's all-time receptions list (now 357). Smith claimed several more milestones at K.C. (12/17) with his club-record eighth 100-yd. receiving game of the season (6-101), breaking the previous standard of seven set by Taylor in 1960. It was also the 21st of his career, second most in franchise history (Lionel Taylor-24). He had another strong performance vs. Sea. (12/10) with 82 yds. on five receptions (16.4), and also rushed for a first down on a 5-yd. carry out of the backfield. In Denver's 38-31 win two weeks earlier at Sea. (11/26), Smith broke Steve Watson's franchise record for receiving yards in a season (1,244) by catching four passes for 82 yds. (20.5) to reach 1,314 yds. for the year, with four games remaining. He also had the best rushing day of his career at the Seahawks with three carries for 78 yds. (26.0), including a career best 50-yd. run for a touchdown. Smith was key to the Broncos' 38-37 win over S.D. (11/19), hauling in a game-high 11 receptions for a career-high 187 yds. (17.0), the second highest total in club history. It was Smith's seventh 100-yd. receiving game of the season, tying the previous club record. Smith caught his eighth touchdown pass of the season in the S.D. game, a 26-yarder from Gus Frerotte to trigger a 21-point 4th-qr. outburst that propelled Denver to the dramatic come-from-behind win. It was the 33rd receiving TD of his career, moving him into sole possession of eighth place on the Broncos' all-time list. Smith also went over the 5,000-yd. receiving mark for his career in the game. In the 10th game, vs. Oak. (11/13), Smith went over the 1,000-yd. mark for the season, his fourth consecutive 1,000-yd. campaign to extend his own franchise record. Additionally, his four career 1,000-yd. receiving seasons ties the franchise record held by Lionel Taylor (1960-61, '63, '65). A week earlier at the Jets (11/5) Smith tied a franchise record with his third straight 100-yd. receiving game (Taylor-1961, Mark Jackson-1988 and Anthony Miller-1994), catching five passes for a game-high 134 yds. In the contest, he passed Mark Jackson (4,746) for seventh place on the club's all-time receiving yards list and now has 5,413. He eclipsed the 100-yd. receiving mark for the second consecutive week at Cin. (10/22) with 110 yds. and a

### NFL PLAYERS WITH BACKTO BACK 100-CATCH SEASONS

Player	Team	No. Consecutive 100-catch Seasons	Years	Reception Totals
1. Marvin Harrison	Indianapolis	4	1999-2002	115, 102, 100, 143
2. Herman Moore	Detroit	3	1995-97	123, 106, 104
Jerry Rice	San Francisco	3	1994-96	112, 122, 108
4. Rod Smith	Denver	2	2000-01	101, 113
Cris Carter	Minnesota	2	1994-95	122, 122
Randy Moss	Minnesota	2	2002-03	106, 111
Sterling Sharpe	Green Bay	2	1992-93	108, 112

### MOST CATCHES IN FIRST EIGHT GAMES OF A SEASON, NFL HISTORY

Player	Team	Year	Catches	Total for Season
1. Rod Smith	Denver	2001	67	113
2. Cris Carter	Minnesota	1994	60	122
3. J.T. Smith	Phoenix	1989	60	62

touchdown on seven receptions. Additionally, his touchdown was the 32nd receiving score of his career, tying him with Al Denson for eighth in franchise history. It marked the second consecutive week both Smith and Ed McCaffrey topped the 100-yard receiving mark, just the second time in franchise history that feat has occurred, and the first since 1962. A week earlier vs. Cleve. (10/15), he caught a career high three touchdown passes on a day in which he moved past Haven Moses (302) for seventh place on the Broncos' all-time career receptions list. Smith caught five passes for 111 yds. (22.2) vs. the Browns and rushed once for 8 yds. and recorded his seventh career multiple-touchdown game (1 with 3 TDs, 6 with 2). In Week 5 vs. New England (10/1), Smith tied the franchise record for receptions, hauling in 13 passes for 160 yds. (14.8) with a long of 27. In the game he also moved into eighth place on the Broncos' all-time receiving yards list, passing Rick Upchurch (4,369). Versus K.C. (9/24) Smith caught eight passes for a game-high 134 yds. (16.8) with a long of 25. At Oak. (9/17) he had seven catches for the second week in a row. He was sensational vs. Atlanta (9/10) with a game-high seven receptions for 117 yards (16.7) and two touchdowns—one from 11 yds. and one from 37. It was his 14th career 100-yard game and catapulted him over the 4,000-yard mark in career receiving. In the opener at St. Louis (9/4) Smith caught three passes for 88 yds. (29.3) with a long of 47 and one touchdown and rushed once for 8 yds. Smith's touchdown came on a 25-yd. pass from Brian Griese in the 2nd qtr. to put Denver ahead 17-14. Smith started in the AFC Wild Card Game at Balt. (12/31) and caught three passes for 58 yds. (19.3) with a long of 24. He also rushed twice for three yds. (1.5) with a long of 7.

**1999:** Smith started 15 games and led the team with 79 receptions for 1,020 yds. (12.9) and four touchdowns with a long of 71. He ranked fifth in the AFC in receptions and ninth in receiving yards and was magnificent over the final nine games, catching 60 passes for 726 yds., an average of 6.7 and 80.7 per game. By finishing with 1,020 yards, Smith became the first player in franchise history to post three consecutive seasons with 1,000 or more receiving yards, and together with Ed McCaffrey (1,018) made it two consecutive seasons with two receivers topping 1,000, and the fourth time overall in franchise history. Smith missed the Kansas City game (9/19) due to a groin injury suffered late in the 1st half of the opener vs. Miami (9/13). His first two catches of the season came in Week 3 at Tampa Bay (9/26), and he added three more for a season-high 90 yds. vs. the Jets (10/3). Smith's total vs. the Jets included a 71-yd. reception from Brian Griese in the 1st qtr. He topped all receivers at Oakland (10/10) with 79 yds. on seven receptions (11.3), including his first touchdown of the season, on a 3-yd. toss from Griese just before halftime, despite being hampered by a sore groin. Smith posted his highest yardage total of the season vs. Minnesota (10/31) with seven catches for 117 yards—his 10th career 100-yd. game and first of the year. He led all receivers the following week at San Diego (11/7) with five catches for 70 yds. (14.0), and was the leader again in terms of receptions a week later at Seattle (11/14) with seven for 63 yds. (9.0). Smith posted a then-season-high eight catches in recording his second 100-yd. performance of the season (106) vs. K.C. (12/5). His third touchdown of the season came from Griese at Jacksonville (12/13), and gave Denver a 7-0 1st-qr. lead. He led all receivers with 6 catches for 92 yds. (15.3) for the game. Smith caught his fourth touchdown of the season vs. Seattle (12/19) on a 14-yd. pass from Griese to move into sole possession of ninth place on Denver's career receiving-touchdown list. He was outstanding in the season-finale vs. S.D. (1/2), tying his career high with nine receptions for a game-high 106 yards (11.8), pushing him over the 1,000-yard receiving mark for a franchise-record third consecutive season. It was Smith's third 100-yard game of the season and the 12th of his career. Smith was recognized by his teammates for his toughness and dedication by being chosen as the team's nominee for the Ed Block Memorial Award for Courage.

**1998:** Smith—named second-team All-NFL by *College & Pro Football Newsweekly*—started at wide receiver in all 16 games and continued to establish himself as one of the league's most productive receivers with a team-leading 86 receptions (fourth best in club history) for 1,222 yds. (third best in club history) for a 14.2-yard average and six touchdowns, including a long of 58 (vs. K.C., 12/6). He

### MOST RECEPTIONS OF 20 YARDS OR MORE, 2000 SEASON

Player	Team	Rec. of 20 yds. or more	Longest Reception
1. Rod Smith	Denver	28	49
Torry Holt	St. Louis	28	85t
3. Randy Moss	Minnesota	25	66
4. Isaac Bruce	St. Louis	24	78t
5. Eric Moulds	Buffalo	23	52



also gained 63 yards rushing on six reverses (1-37 at Wash., 9/27; 1-9 vs. Phila., 10/4; 1-8 vs. Jax., 10/25; 1-7 at K.C., 11/16; 1-12 at S.D., 11/29 and 1-(-10) at Miami, 12/21) to give him 1,285 total yards from scrimmage, and threw one pass, a 14-yd. completion to John Elway (vs. Oak., 11/22). Smith tied for second in the AFC (T3rd NFL) in receptions and ranked second in the AFC (4th NFL) in receiving yards while also tying for fifth in the AFC (T8th NFL) in third-down receptions (24-352) and ranking eighth (14th NFL) in first downs earned (63). With 1,222 receiving yards this season, on the heels of his 1,180-yd. campaign in 1997, Smith became just the fifth player in franchise history to post 1,000 or more receiving yards in back-to-back seasons (Lionel Taylor, 1960-61; Steve Watson, 1983-84; Anthony Miller, 1994-95 and Shannon Sharpe, 1996-97), and with Ed McCaffrey (1,053) gave Denver two 1,000-yd. receivers in the same season for just the third time in franchise history (1994, '97). He tied his then-career high for receptions vs. Philadelphia (10/4) with seven for a then-season-high 95 yds. (13.6) and his first two touchdowns of the season. The first score came on an 8-yd. toss from Bubby Brister in the 1st qtr. and a 31-yarder in the 3rd. A week later at Seattle (10/11), Smith shattered his previous career bests with a game-high eight receptions for 136 yards (17.0) and a touchdown, on a season best 50-yd. reception from John Elway in the first quarter. He posted six catches for 95 yds. (15.8) and a touchdown (28 yds., 4th qtr.) vs. Oakland (11/22) but made the day even more memorable by throwing a pass back to Elway for a 14-yd. completion after taking the ball on a reverse. It was Smith's first career pass completion in the NFL, though he was a part-time quarterback in college. Smith would later haul in a 28-yd. TD pass from Elway in the 4th qtr. to increase Denver's lead to 26-14. At San Diego (11/29), Smith tied his then-career high with 8 receptions and posted his eighth career 100-yd. game (101), while adding a TD on a 13-yd. pass from John Elway in the 2nd qtr. He would post back-to-back 100-yd. games for the first time in his career by virtue of his career-high-tying eight receptions for a career-high 165 yds. (20.6) the next week vs. Kansas City (12/6), which included his longest catch of the season (58 yds. from Elway). It was Smith's ninth career 100-yd. game and his third in '98, as he joined Ed McCaffrey (103 yds.) to give Denver two 100-yd. receivers in the same game for the first time since Nov. 20, 1994 vs. Atlanta (Cedric Tillman—175, Anthony Miller—102). He closed the regular season on a high note vs. Seattle (12/27), catching a career-high nine passes for 158 yards (17.6) and a touchdown with a long of 36. His touchdown came on a 33-yd. pass from Elway in the 2nd qtr. to tie the score at 7. Smith started at wide receiver in all three postseason games and was the Broncos' leading receiver with 12 receptions for 260 yds. (21.7) and two touchdowns, including an 80-yard score in Super Bowl XXXIII vs. Atlanta (1/31). His previous postseason long accounted for his other touchdown, on a 28-yd. strike from John Elway in the AFC Divisional Playoff Game vs. Miami (1/9). In that contest, he caught four passes for a team-high 71 yards, including the 28-yd. touchdown reception from Elway early in the 4th qtr. Smith added three more receptions for 37 yds. (12.3) with a long of 15 in the AFC Championship Game vs. the Jets (1/17). But he saved his best for last with a five receptions for a game-high 152 yards in the Super Bowl, including the 80-yd. scoring reception from Elway in the 2nd qtr. to give Denver a 17-3 lead. It tied for the second longest play from scrimmage in Super Bowl history and the longest pass play in Broncos postseason history, and was the longest in the club's Super Bowl history. Additionally, Smith's yardage total was the fourth-highest in a Super Bowl game, and moved him into second place (from seventh) on the Broncos' postseason career list (480).

**1997:** Smith started all 16 games at wide receiver and finished second on the team in receptions with 70 for a team-leading 1,180 yards (16.9) with a long of 78 yards and 12 touchdowns in his first year as a full-time starter. The yardage and touchdown totals both represented the third-highest single-season totals in franchise history at the time. He also carried the ball five times on reverses for a net total of 16 yards rushing (3.2), with a long of 21 (at San Diego, 11/30). Smith's 16.9 yards per catch average ranked third in the NFL, and he also ranked fourth in the AFC (T8th NFL) in receiving yardage, tied for 10th (T18th NFL) in receptions, tied for first in the AFC (T2nd NFL) in receiving touchdowns, tied for third (T5th NFL) in total touchdowns and points scored by a non-kicker (T6th NFL), and 11th in total yards from scrimmage (1,143). Smith posted six 100-yard receiving performances in 1997, the second-highest total in franchise history behind Lionel Taylor's seven in 1960. He posted back-to-back two-touchdown games in Weeks Four and Five, and he added two more multi-TD games (at Pittsburgh, 12/7 and vs. San Diego, 12/21). Smith posted nine receptions of 30 yards or longer during the regular season (30, 37t, 40, 41, 43, 47, 59t, 72t and 78), plus two more in postseason play (43t and 40). His 72- and 78-yard receptions represent the two longest completions by Elway to the same receiver in a single season. Smith also returned one punt for 12 yards against St. Louis (9/14). It all began on open-

ing day for Smith vs. Kansas City (8/31) when he set then-career highs with five receptions for 122 yards to lead both teams. His total included a career best 78-yard reception from John Elway late in the second quarter to set up a Denver field goal. It was the third longest non-scoring reception in Broncos history. Versus St. Louis (9/14), he caught four passes for 126 yards and two scores (from 72 and 38 yards out) in Denver's 35-14 victory. Smith set a career high for receptions (7) in Week Four vs. Cincinnati (9/21)—a feat he would match at Kansas City on 11/16—on 82 receiving yards in Denver's 38-20 victory. He also caught two touchdowns in the game from 1 and 8 yards out for his second consecutive two-TD game. Smith posted a new career high with 130 yards on five receptions in the Broncos' 34-13 Monday Night win over New England in Week Six (10/6). He registered his first NFL rushing attempt at Oakland (10/19), gaining 14 yards on a reverse, to go along with five passes for 58 yards (11.6). His next 100-yard game came vs. Seattle (11/2) when he caught five passes for 114 yards (22.8), including a 59-yard touchdown reception from Elway in the third quarter to put Denver ahead 27-20. It was Smith's fourth 100-yard game of '97, the most by a Bronco since Anthony Miller had five in 1994. Smith also carried once on a reverse and gained three yards. The next Sunday vs. Carolina (11/9), Smith caught four passes for 40 yards (10.0), including his sixth touchdown of the season on a 20-yard pass from John Elway in the third quarter of Denver's 34-0 romp. At Kansas City (11/16), he tied his career high with a game-high seven receptions for 114 yards, including a long of 43, to notch his fifth 100-yard game of the season, tied for second most in franchise history. His 43-yarder in the first quarter will likely be remembered as one of the most outstanding the league has seen in recent years as Smith showed remarkable concentration while drawing a pass interference call and nearly being tripped as the ball neared his hands. Smith's seventh touchdown (15 yds.) came vs. Oakland (11/24) on Monday Night Football, and he added his eighth the following week at San Diego (11/30) on a 5-yard reception from Elway, in addition to a career best 21-yard rushing gain on a reverse. Smith came up big at Pittsburgh (12/7), catching four passes for 115 yards with a long of 41 and two touchdowns, his third two-touchdown game of the season. His scores came on a 37-yard pass play from Elway in the first quarter and a 25-yard play from Elway in the second, as he eclipsed the 1,000-yard receiving mark for the season. He closed the regular season on a high note vs. San Diego (12/21) with his fourth two-TD game, catching four passes for 53 yards and scoring on tosses of 11 and 15 yards from Elway. In the postseason Smith started all four games at wide receiver and caught 11 passes for a team-leading 205 yards (18.6) with a long of 43 yards, which accounted for his only postseason touchdown. The play came in the first quarter of Denver's Wild Card win over Jacksonville (12/27/97) and gave the Broncos a 14-0 lead. He would catch three passes for 99 yards and one TD on the day. All three receptions came in the first half, and came on third down, including a later 40-yard reception on 3rd-and-6 from the Broncos' 12-yard line. That kept the drive alive, as Denver went on to score for a 21-0 lead. His and Ed McCaffrey's blocking from the wide receiver position helped turn reasonable gains on the ground into long ones as Denver racked up 310 yards rushing in the contest, a franchise postseason record and the fifth most ever in a playoff game. In Denver's 14-10 AFC Divisional Playoff win at Kansas City (1/4/98), he caught two passes for 19 yards. His longest reception, of 17 yards, came on a 3rd-and-7 play late in the second quarter and spotted the Broncos at the Chiefs' 4-yard line, from which they would punch it in to produce their first touchdown of the day and take a 7-0 lead. In Denver's 24-21 AFC Championship Game victory at Pittsburgh (1/11/98), he caught a career playoff-high six passes for 87 yards to lead all Broncos receivers. His longest catch covered 20 yards. Smith started at wideout in Super Bowl XXXII vs. Green Bay (1/25/98), but he did not catch a pass, only recording a fair catch on a punt in the ballgame.

**1996:** Smith handled the role of No. 3 receiver for much of the season and caught 16 passes for 237 yards (14.8) and two touchdowns, returned 23 punts for 283 yards (12.3) with a long of 36 and posted one special teams tackle after beginning his season late (vs. Baltimore, 10/20) because of injury. Smith's 12.3-yard punt return average was second best in the AFC and fourth in the NFL. His first touchdown of the year was the game-winner in Game 9 at Oakland, as he hauled in a 49-yard John Elway pass with 4:14 remaining to give the Broncos a 22-21 win on Monday Night Football. On the night, he finished with a career-high four receptions for 72 yards. It was the second time in his two seasons that Smith had caught a game-winning pass, following the dramatic final-play 43-yard touchdown grab from Elway to push the Broncos over the Redskins 38-31 (9/17/95) during his rookie season. His other 1996 touchdown came against Oakland in Denver's 24-19 victory Dec. 15. Smith was inactive for the first six games of the season while recovering from a broken collarbone suffered in the preseason at Dallas (8/17). He saw his first action of the regular season vs. Baltimore (10/20), catching one pass for 35 yards and returning a kickoff for 29 yards. Smith regained his No. 1 punt returner job before the Kansas City game (10/27), in which he fielded seven punts for 99 yards, including a 36-yarder in the first quarter. He also caught two passes for 22 yards against the Chiefs. Smith began throwing and catching again during the week of the Tampa Bay game (9/15). Before the injury, Smith was pushing Ed McCaffrey in competition for a starting wide receiver spot, and was the No. 1 punt returner. In Denver's AFC Divisional Playoff Game vs. Jacksonville, Smith caught one pass for 15 yards, returned two punts for 12 and made two special teams stops.

#### LONGEST TOUCHDOWN CONNECTIONS IN SUPER BOWL HISTORY

Yds.	Quarterback-Receiver	Team	Opponent	Super Bowl	Date
81	Brett Favre-Antonio Freeman	Green Bay	New England	XXXI	Jan. 26, 1997
80	John Elway-Rod Smith	Denver	Atlanta	XXXIII	Jan. 31, 1999
80	Doug Williams-Ricky Sanders	Washington	Denver	XXII	Jan. 31, 1988
80	Jim Plunkett-Kenny King	Oakland	Philadelphia	XV	Jan. 25, 1981



**1995:** Smith was used in all 16 games both at wide receiver and on special teams, where he recorded six tackles and forced a fumble. On the season he had six catches for 152 yards (25.3) with a long of 43, and returned four kickoffs for 54 yards (13.5) with a long of 17. Smith's spectacular game-ending 43-yard touchdown reception from John Elway in Week Three gave the Broncos a 38-31 win over Washington (9/17), and was the first of his NFL career. Smith out-jumped and out-duelled Redskins All-Pro Darrell Green for the ball before landing just inside the end zone as time expired. He recorded his first career kickoff return, for 16 yards, at New England (10/8), and forced a fumble on special teams coverage vs. San Diego (11/19). Smith had his best all-around performance in the season-finale at Oakland (12/24), starting at wide receiver as the Broncos opened in a four-wide receiver set. He caught two passes for 56 yards, including a 26-yarder in the fourth quarter on a third-and-10 play, helping the Broncos continue their game-tying drive, en route to a 31-28 come-from-behind victory.

**1994:** Smith spent the season as a member of the Broncos' practice squad, showing steady improvement each week, after being signed as a rookie free agent.

**COLLEGE:** Smith enjoyed a stellar career at Missouri Southern, finishing with league records in career receiving yards (3,043) and touchdowns (34). He also broke the school's reception record (153) and was named first-team All-America by the Associated Press, Kodak, *Football Gazette* and NCAA Div. II sports information directors after his senior year. In his final season, Smith caught 63 passes for 986 yards and 13 touchdowns, and was a finalist for the Harlon Hill Award, given annually to the top football player at the Division II level. He was named Missouri Southern's Outstanding Graduate in 1994 after completing his collegiate studies with three degrees, in economics and finance, general business, as well as marketing and management.

**PERSONAL:** Smith was all-league, all-area, all-state and an Arkansas all-state game choice as a senior at Texarkana High School in Texarkana, Ark. He lettered twice in football and basketball and once in baseball. A 1994 graduate of Missouri Southern, Smith holds three different degrees: economics and finance, general business, as well as marketing and management. He began supporting an orphanage in Mexico City in 1994 and in August 1997 had the opportunity to meet the children when the Broncos traveled to Mexico City for a preseason American Bowl game. Rod hosted a group of the children for several hours at the team hotel and donated Broncos hats and T-shirts to more than 400 others. Smith has two sons, Devin and Roderick Jr., and a daughter, Vanessa. He was born May 15, 1970, in Texarkana, Ark. Smith makes his home in Parker, Colo.

### SMITH'S REGULAR SEASON RECORD

Year	Club	RECEIVING						PUNT RETURNS						KICKOFF RETURNS					
		G	S	No.	Yds.	Avg.	LG	TD	No.	FC	Yds.	Avg.	LG	TD	No.	Yds.	Avg.	LG	TD
1994	Denver																		
1995	Denver	16	1	6	152	25.3	43t	1	0	1	0	0.0	—	0	4	54	13.5	17	0
1996	Denver	10	1	16	237	14.8	49t	2	23	15	283	12.3	36	0	1	29	29.0	29	0
1997	Denver	16	16	70	1,180	16.9	78	12	1	0	12	12.0	12	0	0	0	0.0	—	0
1998	Denver	16	16	86	1,222	14.2	58	6	0	0	0	0.0	—	0	0	0	0.0	—	0
1999	Denver	15	15	79	1,020	12.9	71	4	0	0	0	0.0	—	0	1	10	10.0	10	0
2000	Denver	16	16	100	1,602	16.0	49	8	0	0	0	0.0	—	0	0	0	0.0	—	0
2001	Denver	15	14	113	1,343	11.9	65t	11	0	0	0	0.0	—	0	0	0	0.0	—	0
2002	Denver	16	16	89	1,027	11.5	46	5	0	0	0	0.0	—	0	0	0	0.0	—	0
2003	Denver	15	15	74	845	11.4	38	3	6	8	127	21.2	65t	1	0	0	0.0	—	0
<b>CAREER TOTAL</b>		<b>135</b>	<b>110</b>	<b>633</b>	<b>8,628</b>	<b>13.6</b>	<b>78</b>	<b>52</b>	<b>30</b>	<b>24</b>	<b>422</b>	<b>14.1</b>	<b>65t</b>	<b>1</b>	<b>6</b>	<b>93</b>	<b>15.5</b>	<b>29</b>	<b>0</b>

Year	Club	RUSHING						SCORING					
		No.	Yds.	Avg.	LG	TD	TD	TD	TD	TD	TD	2pt	Pts.
1995	Denver	0	0	0.0	—	0	1	0	1	0	0	0	6
1996	Denver	0	0	0.0	—	0	2	0	2	0	0	0	12
1997	Denver	5	16	3.2	21	0	12	0	12	0	0	0	72
1998	Denver	6	63	10.5	37	0	7	0	6	1	0	0	42
1999	Denver	0	0	0.0	—	0	4	0	4	0	0	0	24
2000	Denver	6	99	16.5	50t	1	9	1	8	0	0	0	54
2001	Denver	3	27	9.0	17	0	11	0	11	0	1	0	68
2002	Denver	6	9	1.5	9	0	5	0	5	0	0	0	30
2003	Denver	10	98	9.8	26	0	4	0	3	1	0	0	24
<b>CAREER TOTAL</b>		<b>36</b>	<b>312</b>	<b>8.7</b>	<b>50t</b>	<b>1</b>	<b>55</b>	<b>1</b>	<b>52</b>	<b>2</b>	<b>1</b>	<b>332</b>	

**ADDITIONAL STATISTICS:** Special teams tackles — 1995 (6), 1996 (1), TOTAL (7). He has also attempted three passes and completed two (66.7) for 86 yds. in his career for a passer rating of 109.7. He attempted one pass, a 14-yd. completion to John Elway in 1998 (vs. Oakland, 11/22); threw an incomplete pass intended for Ed McCaffrey in 2002 (at Baltimore, 9/30) and attempted one pass, a 72-yd. completion to Clinton Portis in 2003 (at Kansas City, 10/5). Smith scored a touchdown on a fumble recovery in 1998 (at Miami., 12/21).

### SMITH'S POSTSEASON RECORD

Year	Club	RECEIVING						PUNT RETURNS						SCORING					
		G	S	No.	Yds.	Avg.	LG	TD	No.	FC	Yds.	Avg.	LG	TD	TD	TD	TD	2pt	Pts.
1996	Denver	1	0	1	15	15.0	15	0	2	0	12	6.0	6	0	0	0	0	0	0
1997	Denver	4	4	11	205	18.6	43t	1	0	1	0	0.0	—	0	1	0	1	0	6
1998	Denver	3	3	12	260	21.7	80t	2	0	0	0	0.0	—	0	2	0	2	0	12
2000	Denver	1	1	3	58	19.3	24	0	0	0	0	0.0	—	0	0	0	0	0	0
2003	Denver	1	1	5	66	13.2	34	1	0	0	0	0.0	—	0	1	0	1	0	6
<b>CAREER TOTAL</b>		<b>10</b>	<b>9</b>	<b>32</b>	<b>604</b>	<b>18.9</b>	<b>80t</b>	<b>4</b>	<b>2</b>	<b>1</b>	<b>12</b>	<b>6.0</b>	<b>6</b>	<b>0</b>	<b>4</b>	<b>0</b>	<b>4</b>	<b>0</b>	<b>24</b>

**ADDITIONAL STATISTICS:** Special teams tackles — 1996 (2). Rushed once for 1 yard (vs. Atlanta, 1/31/99), 1998. Rushed twice for 3 yards (1.5) with a long of 7 (at Baltimore, 12/31), 2000. TOTAL: 3-4 (1.3), with a long of 7.

### SMITH'S SINGLE GAME HIGHS

(Postseason in parenthesis)

**Most receptions** — 14\* at Arizona, 9/23/01 (6 at Pittsburgh, 1/11/98). **Most receiving yards** — 187 vs. San Diego, 11/19/00 (152 vs. Atlanta, 1/31/99). **Longest reception** — 78 yds. vs. Kansas City, 8/31/97 (80t vs. Atlanta, 1/31/99). **Most receiving touchdowns** — 3 vs. Cleveland, 10/15/00 (1 three times, most recently vs. Atlanta, 1/31/99). **Most rushes** — 3 at Seattle, 11/26/00 (2 at Baltimore, 12/31/00). **Most rushing yards** — 78 at Seattle, 11/26/00 (3 at Baltimore, 12/31/00). **Longest rush** — 50, TD, at Seattle, 11/26/00 (7 at Baltimore, 12/31/00). **Most rushing touchdowns** — 1 at Seattle, 11/26/00 (none). **Most punt returns** — 7 vs. Kansas City, 10/27/96 (2 vs. Jacksonville, 1/4/97). **Most punt return yards** — 99 vs. Kansas City, 10/27/96 (12 vs. Jacksonville, 1/4/97). **Longest punt return** — 65 (TD) vs. San Diego, 11/16/03 (6 vs. Jacksonville, 1/4/97). **Most punt return touchdowns** — 1 (65) vs. San Diego, 11/16/03 (none). **Most kickoff returns** — 4 vs. Jacksonville, 12/3/95. **Most kickoff return yards** — 54 vs. Jacksonville, 12/3/95. **Longest kickoff return** — 29 vs. Baltimore, 10/20/96. **Longest pass completion** — 72 to Clinton Portis at Kansas City, 10/05/03. \*indicates franchise record

### ROD SMITH'S 100-YARD RECEIVING GAMES (28; INCLUDES 1 POSTSEASON)

*denotes win						
Date	Opponent	Rec.	Yds.	Avg.	LG	TD
8/31/97	vs. Kansas City*	5	122	24.4	78	0
9/14/97	vs. St. Louis*	4	126	31.5	72t	2
10/6/97	vs. New England*	5	130	26.0	47	0
11/2/97	vs. Seattle*	5	114	22.8	59t	1
11/16/97	at Kansas City	7	114	16.3	43	0
12/7/97	at Pittsburgh	4	115	28.8	41	2
10/11/98	at Seattle*	8	136	17.0	50t	1
11/29/98	at San Diego*	8	101	12.6	21	1
12/6/98	vs. Kansas City*	8	165	20.6	58	0
12/27/98	vs. Seattle*	9	158	17.6	36	1
1/31/99	vs. Atlanta*	5	152	30.4	80t	1
10/31/99	vs. Minnesota	7	117	16.7	30	0
12/5/99	vs. Kansas City	8	106	13.3	34	0
1/2/00	vs. San Diego	9	106	11.8	20	0
9/10/00	vs. Atlanta*	7	117	16.2	37t	2
9/24/00	vs. Kansas City	8	134	16.8	25	0
10/1/00	vs. New England	13	160	12.3	27	0
10/15/00	vs. Cleveland*	5	111	22.2	32t	3
10/22/00	at Cincinnati	7	110	15.7	28t	1
11/5/00	at New York Jets*	5	134	26.8	49	0
11/19/00	vs. San Diego*	11	187	17.0	39	1
12/17/00	at Kansas City	6	101	16.8	34	0
9/10/01	vs. New York Giants*	9	115	12.8	26	1
9/23/01	at Arizona*	14	162	11.6	34t	2
10/7/01	vs. Kansas City*	8	110	13.8	32	1
10/28/01	vs. New England*	6	159	26.5	65t	1
12/16/01	at Kansas City	8	100	12.5	21	1
10/5/03	at Kansas City	8	130	16.3	21	0

### SMITH'S REGULAR SEASON TOP FIVE

**RECEIVING YARDS**  
187 — vs. San Diego, 11/19/00 (11 rec., TD)  
165 — vs. Kansas City, 12/6/98 (8 rec.)  
162 — at Arizona, 9/23/01 (14 rec., 2 TD)  
160 — vs. New England, 10/1/00 (13 rec.)  
159 — vs. New England, 10/28/01 (6 rec., TD)

**TOUCHDOWNS**  
3 — vs. Cleveland, 10/15/00 (5 rec., 111 yds.)  
2 — at Oakland, 11/5/01 (10 rec., 91 yds.)  
2 — at Arizona, 9/23/01 (14 rec., 162 yds.)  
2 — vs. Atlanta, 9/10/00 (7 rec., 117 yds.)  
2 — vs. Philadelphia, 10/4/98 (7 rec., 95 yds.)  
2 — vs. San Diego, 12/21/97 (4 rec., 53 yds.)  
2 — at Pittsburgh, 12/7/97 (4 rec., 115 yds.)  
2 — vs. Cincinnati, 9/21/97 (7 rec., 82 yds.)  
2 — vs. St. Louis, 9/14/97 (4 rec., 126 yds.)

**RECEPTIONS**  
14 — at Arizona, 9/23/01 (162 yds., 2 TD)  
13 — vs. New England, 10/1/00 (160 yds.)  
11 — vs. San Diego, 11/19/00 (187 yds., TD)  
10 — vs. San Diego, 11/16/03 (84 yds.)  
10 — at Oakland, 11/5/01 (91 yds., 2 TD)

**LONGEST RECEPTIONS**  
78 — vs. Kansas City, 8/31/97 (5-122)  
72t — vs. St. Louis, 9/14/97 (4-126, 2TD)  
71 — vs. N.Y. Jets, 10/3/99 (3-90)  
65t — vs. New England, 10/28/01 (6-159, TD)  
59t — vs. Seattle, 11/2/97 (5-114, TD)



### SMITH'S POSTSEASON TOP THREE

#### RECEIVING YARDS

152 — vs. Atlanta, 1/31/99 (5 rec., TD)  
99 — vs. Jacksonville, 12/27/97 (3 rec., TD)  
87 — at Pittsburgh, 1/11/98 (6 rec.)

#### TOUCHDOWNS

1 — at Indianapolis, 1/4/04 (5 rec., 66 yds.)  
1 — vs. Atlanta, 1/31/99 (5 rec., TD)  
1 — vs. Miami, 1/9/99 (4 rec., 71 yds.)  
1 — vs. Jacksonville, 12/27/97 (3 rec., 99 yds.)

#### RECEPTIONS

6 — at Pittsburgh, 1/11/98 (87 yds.)  
5 — at Indianapolis, 1/4/04 (66 yds., TD)  
5 — vs. Atlanta, 1/31/99 (152 yds., TD)

#### LONGEST RECEPTIONS

80t — vs. Atlanta, 1/31/99 (5-152, TD)  
43t — vs. Jacksonville, 12/27/97 (3-99, TD)  
41 — vs. Atlanta, 1/31/99 (5-152, TD)

### ROD SMITH CAREER GAME-BY-GAME

(Denver victories asterisked)

1994		RECEIVING					SCORING	
Date	Opponent	P/S	No.	Yds.	Avg.	LG	TD	2pt. Pts.
PRACTICE SQUAD								
1995		RECEIVING					SCORING	
Date	Opponent	P/S	No.	Yds.	Avg.	LG	TD	2pt. Pts.
Sep 3	vs. Buffalo*	P	0	0	0.0	0	0	0
Sep 10	at Dallas	P	0	0	0.0	0	0	0
Sep 17	vs. Washington*	P	1	43	43.0	43t	1	0 6
Sep 24	at San Diego	P	0	0	0.0	0	0	0
Oct 1	at Seattle	P	0	0	0.0	0	0	0
Oct 8	at New England*	P	0	0	0.0	0	0	0
Oct 16	vs. Oakland*	P	0	0	0.0	0	0	0
Oct 22	vs. Kansas City	P	0	0	0.0	0	0	0
Nov 5	vs. Arizona	P	0	0	0.0	0	0	0
Nov 12	at Philadelphia	P	0	0	0.0	0	0	0
Nov 19	vs. San Diego*	P	0	0	0.0	0	0	0
Nov 26	at Houston	P	1	24	24.0	24	0	0
Dec 3	vs. Jacksonville	P	0	0	0.0	0	0	0
Dec 10	vs. Seattle	P	1	19	19.0	19	0	0
Dec 17	at Kansas City	P	1	10	10.0	10	0	0
Dec 24	at Oakland*	S	2	56	28.0	30	0	0
1995 Regular Season Totals		16/1	6	152	25.3	43t	1	0 6

1996		RECEIVING					SCORING	
Date	Opponent	P/S	No.	Yds.	Avg.	LG	TD	2pt. Pts.
Sep 1	vs. NY Jets*		INACTIVE	—	COLLARBONE			
Sep 8	at Seattle*		INACTIVE	—	COLLARBONE			
Sep 15	vs. Tampa Bay*		INACTIVE	—	COLLARBONE			
Sep 22	at Kansas City		INACTIVE	—	COLLARBONE			
Sep 29	at Cincinnati*		INACTIVE	—	COLLARBONE			
Oct 6	vs. San Diego*		INACTIVE	—	COLLARBONE			
Oct 20	vs. Baltimore*	P	1	35	35.0	35	0	0
Oct 27	vs. Kansas City*	P	2	22	11.0	12	0	0
Nov 4	at Oakland*	P	4	72	18.0	49t	1	0 6
Nov 10	vs. Chicago*	S	1	14	14.0	14	0	0
Nov 17	at New England*	P	0	0	0.0	0	0	0
Nov 24	at Minnesota*	P	0	0	0.0	0	0	0
Dec 1	vs. Seattle*	P	1	13	13.0	13	0	0
Dec 8	at Green Bay	P	1	6	6.0	6	0	0
Dec 15	vs. Oakland*	P	2	44	22.0	24	1	0 6
Dec 22	at San Diego	P	4	31	7.8	11	0	0
1996 Regular Season Totals		10/1	16	237	14.8	49t	2	0 12

Jan 4	vs. Jacksonville†	P	1	15	15.0	15	0	0
-------	-------------------	---	---	----	------	----	---	---

1996 Postseason Totals		1/0	1	15	15.0	15	0	0
------------------------	--	-----	---	----	------	----	---	---

†AFC Divisional Playoff

1997		RECEIVING					SCORING	
Date	Opponent	P/S	No.	Yds.	Avg.	LG	TD	2pt. Pts.
Aug 31	vs. Kansas City*	S	5	122	24.4	78	0	0
Sep 7	at Seattle*	S	2	9	4.5	10	0	0
Sep 14	vs. St. Louis*	S	4	126	31.5	72t	2	0 12
Sep 21	at Cincinnati*	S	7	82	11.7	26	2	0 12
Sep 28	at Atlanta*	S	3	28	9.3	11	0	0
Oct 6	vs. New England*	S	5	130	26.0	47	0	0
Oct 19	at Oakland	S	5	58	11.6	26	0	0
Oct 26	at Buffalo*	S	3	35	11.6	15	0	0
Nov 2	vs. Seattle*	S	5	114	22.8	59t	1	0 6
Nov 9	vs. Carolina*	S	4	40	10.0	20t	1	0 6
Nov 16	at Kansas City	S	7	114	16.3	43	0	0
Nov 24	vs. Oakland*	S	3	41	13.7	19	1	0 6
Nov 30	at San Diego*	S	4	40	10.0	14	1	0 6
Dec 7	at Pittsburgh	S	4	115	28.8	41	2	0 12
Dec 15	at San Francisco	S	5	73	14.6	26	0	0
Dec 21	vs. San Diego*	S	4	53	13.3	15t	2	0 12
1997 Regular Season Totals		16/16	70	1,180	16.9	78	12	0 72

Dec 27	Jacksonville* <sup>3</sup>	S	3	99	33.0	43t	1	0	6
Jan 4	at Kansas City*†	S	2	19	9.5	17	0	0	0
Jan 11	at Pittsburgh*§	S	6	87	14.5	20	0	0	0
Jan 25	Green Bay*ž	S	0	0	0.0	0	0	0	0

1997 Postseason Totals		4/4	11	205	18.6	43t	1	0	6
------------------------	--	-----	----	-----	------	-----	---	---	---

<sup>3</sup>AFC Wild Card Playoff, <sup>†</sup>AFC Divisional Playoff, <sup>§</sup>AFC Championship Game, <sup>ž</sup>Super Bowl XXXII

1998		RECEIVING					SCORING	
Date	Opponent	P/S	No.	Yds.	Avg.	LG	TD	2pt. Pts.
Sep 7	New England*	S	6	57	9.5	18	0	0
Sep 13	Dallas*	S	4	76	19.0	38	0	0
Sep 20	at Oakland*	S	4	67	16.8	36	0	0
Sep 27	at Washington*	S	2	13	6.5	7	0	0
Oct 4	Philadelphia*	S	7	95	13.6	31t	2	0 12
Oct 11	at Seattle*	S	8	136	17.0	50t	1	0 6
Oct 25	Jacksonville*	S	6	51	8.5	11	0	0
Nov 1	at Cincinnati*	S	1	17	17.0	17	0	0
Nov 8	San Diego*	S	5	36	7.2	12	0	0
Nov 16	at Kansas City*	S	5	50	10.0	20	0	0
Nov 22	Oakland*	S	6	95	15.8	28t	1	0 6
Nov 29	at San Diego*	S	8	101	12.6	21	1	0 6
Dec 6	Kansas City*	S	8	165	20.6	58	0	0
Dec 13	at N.Y. Giants	S	4	51	12.8	17	0	0
Dec 21	at Miami	S	3	54	18.0	35	0	0 6 (scored a TD on a fum. rec.)
Dec 27	Seattle*	S	9	158	17.6	36	1	0 6
1998 Regular Season Totals		16/16	86	1,222	14.2	58	6	0 42 (includes 1 TD on a fum. rec.)

Jan 9	Miami*†	S	4	71	17.8	28t	1	0 6
Jan 17	N.Y. Jets*§	S	3	37	12.3	15	0	0
Jan 31	Atlanta*ž	S	5	152	30.4	80t	1	0 6

1998 Postseason Totals		3/3	12	260	21.7	80t	2	0 12
------------------------	--	-----	----	-----	------	-----	---	------

†AFC Divisional Playoff, §AFC Championship Game, žSuper Bowl XXXIII

1999		RECEIVING					SCORING	
Date	Opponent	P/S	No.	Yds.	Avg.	LG	TD	2pt. Pts.
Sep 13	Miami	S	0	0	0.0	0	0	0
Sep 19	at Kansas City	S	INACTIVE	—	GROIN			
Sep 26	at Tampa Bay	S	2	24	12.0	16	0	0
Oct 3	N.Y. Jets	S	3	90	30.0	71	0	0
Oct 10	at Oakland*	S	7	79	11.3	33	1	0 6
Oct 17	Green Bay*	S	4	57	14.3	17	0	0
Oct 24	at New England	S	3	44	14.7	28t	1	0 6
Oct 31	Minnesota	S	7	117	16.7	30	0	0
Nov 7	at San Diego*	S	5	70	14.0	19	0	0
Nov 14	at Seattle	S	7	63	9.0	14	0	0
Nov 22	vs. Oakland*	S	7	66	9.4	13	0	0
Dec 5	Kansas City	S	8	106	13.3	34	0	0
Dec 13	at Jacksonville	S	6	92	15.3	28	1	0 6
Dec 19	Seattle*	S	7	82	11.7	21	1	0 6
Dec 25	at Detroit*	S	4	24	6.0	9	0	0
Jan 2	San Diego	S	9	106	11.8	20	0	0
1999 Regular Season Totals		15/15	79	1,020	12.9	71	4	0 24

2000		RECEIVING					SCORING	
Date	Opponent	P/S	No.	Yds.	Avg.	LG	TD	2pt. Pts.
Sep 4	at St. Louis	S	3	88	29.3	47	1	0 6
Sep 10	vs. Atlanta*	S	7	117	16.7	37t	2	0 12
Sep 17	at Oakland*	S	7	63	9.0	11	0	0
Sep 24	vs. Kansas City	S	8	134	16.8	25	0	0
Oct 1	vs. New England	S	13	160	12.3	27	0	0
Oct 8	at San Diego*	S	3	52	17.3	25	0	0
Oct 15	vs. Cleveland*	S	5	111	22.2	32t	3	0 18
Oct 22	at Cincinnati	S	7	110	15.7	28t	1	0 6
Nov 5	at New York Jets*	S	5	134	26.8	49	0	0
Nov 13	vs. Oakland*	S	6	76	12.7	28	0	0
Nov 19	vs. San Diego*	S	11	187	17.0	39	1	0 6
Nov 26	at Seattle*	S	4	82	20.5	25	0	0 6 *rushing touchdown
Dec 3	at New Orleans*	S	2	25	12.5	14	0	0
Dec 10	vs. Seattle*	S	5	82	16.4	21	0	0
Dec 17	at Kansas City	S	6	101	16.8	34	0	0
Dec 23	vs. San Francisco*	S	8	80	10.0	13	0	0
2000 Regular Season Totals		16/16	100	1,602	16.0	49	8	0 54 (includes 1 rush. TD)

Dec 31	at Baltimore <sup>3</sup>	S	3	58	19.3	24	0	0
--------	---------------------------	---	---	----	------	----	---	---

2000 Postseason Totals		1/1	3	58	19.3	24	0	0
------------------------	--	-----	---	----	------	----	---	---

<sup>3</sup>AFC Wild Card Playoff



2001		RECEIVING					SCORING		
Date	Opponent	P/S	No.	Yds.	Avg.	LG	TD	2pt.	Pts.
Sep 10	vs. New York Giants*	S	9	115	12.8	26	1	0	6
Sep 23	at Arizona*	S	14	162	11.6	34t	2	0	12
Sep 30	vs. Baltimore	S	5	83	16.6	31	0	0	0
Oct 7	vs. Kansas City*	S	8	110	13.8	32	1	0	6
Oct 14	at Seattle	S	6	43	7.2	13	1	0	6
Oct 21	at San Diego	S	9	86	9.6	18	0	0	0
Oct 28	vs. New England*	S	6	159	26.5	65t	1	0	6
Nov 5	at Oakland	S	10	91	9.1	26t	2	11	4
Nov 11	vs. San Diego*	S	5	74	14.8	32	0	0	0
Nov 18	vs. Washington	S	3	25	8.3	13	1	0	6
Nov 22	at Dallas*	S	7	81	11.6	23	0	0	0
Dec 2	at Miami		INACTIVE — LEFT ANKLE SPRAIN						
Dec 9	vs. Seattle*	S	8	66	8.3	12	0	0	0
Dec 16	at Kansas City	P	8	100	12.5	21	1	0	6
Dec 30	vs. Oakland*	S	8	56	7.0	13	1	0	6
Jan 6	at Indianapolis	S	7	92	13.1	20	0	0	0
2001 Regular Season Totals		15/14	113	1,343	11.9	65t	11	1	68


2002		RECEIVING					SCORING			NOTES	
Date	Opponent	(S/P)	No.	Yds.	Avg.	LG	TD	2pt.	Pts.		
Sep 8	vs. St. Louis*	(S)	5	47	9.4	16	1	0	6		
Sep 15	at San Francisco*	(S)	3	22	7.3	12	0	0	0		
Sep 22	vs. Buffalo*	(S)	7	94	13.4	26t	1	0	6		
Sep 30	at Baltimore	(S)	5	61	12.2	24	0	0	0		
Oct 6	vs. San Diego*	(S)	6	83	13.8	34	0	0	0		
Oct 13	vs. Miami	(S)	9	88	9.8	16	0	0	0		
Oct 20	at Kansas City*	(S)	7	92	13.1	29	0	0	0		
Oct 27	at New England*	(S)	7	54	7.7	21	0	0	0		
Nov 11	Oakland	(S)	8	72	9.0	17	0	0	0		
Nov 17	at Seattle*	(S)	5	58	11.6	16	1	0	6		
Nov 24	vs. Indianapolis	(S)	6	73	12.2	27	1	0	6		
Dec 1	at San Diego	(S)	2	36	18.0	23	0	0	0		
Dec 8	at New York Jets	(S)	6	38	6.3	9	0	0	0		
Dec 15	vs. Kansas City*	(S)	3	83	27.7	46	0	0	0		
Dec 22	at Oakland	(S)	5	64	12.8	24	0	0	0		
Dec 29	vs. Arizona*	(S)	5	62	12.4	20	1	0	6		
2002 Regular Season Totals		(16/0)	89	1,027	11.5	46	5	0	30		

2003		RECEIVING					SCORING				
Date	Opponent	P/S	No.	Yds.	Avg.	LG	TD	2pt.	Pts.		
Sep 7	at Cincinnati*	S	5	43	8.6	12	0	0	0		
Sep 14	at San Diego*	S	5	71	14.2	19	0	0	0		
Sep 22	vs. Oakland*	S	1	7	7.0	7	0	0	0		
Sep 28	vs. Detroit*	S	5	61	12.2	22	0	0	0		
Oct 5	at Kansas City	S	8	130	16.3	21	0	0	0		
Oct 12	vs. Pittsburgh*	S	4	70	17.5	38	1	0	6		
Oct 19	at Minnesota	S	3	24	8.0	11	0	0	0		
Oct 26	at Baltimore	S	4	23	5.8	7	0	0	0		
Nov 3	vs. New England	S	4	58	14.5	26	0	0	0		
Nov 16	vs. San Diego*	S	10	84	8.4	15	0	0	6		
Nov 23	vs. Chicago	S	9	86	9.6	23	1	0	6		
Nov 30	at Oakland*	S	1	20	20.0	20	0	0	0		
Dec 7	vs. Kansas City*	S	7	85	12.1	20	0	0	0		
Dec 14	vs. Cleveland*	S	4	41	10.3	18	0	0	0		
Dec 21	at Indianapolis*	S	4	42	10.5	15t	1	0	6		
Dec 28	at Green Bay		INACTIVE								
2003 Regular Season Totals		15/15	74	845	11.4	38	3	0	24	(includes 1 PR TD)	
Jan 4	at Indianapolis <sup>3</sup>	S	5	66	13.2	34	1	0	6		
2003 Postseason Totals		1/1	5	66	13.2	34	1	0	6		

<sup>3</sup>AFC Wild Card Playoff

ROD SMITH VS. THE NFL							
Regular Season Only							
	G/S	Rec.	Yds.	Avg.	LG	TD	100 Yards
Denver	0/0	0	0	0.0	—	0	0
Kansas City	16/12	91	1,424	15.6	78	2	9
Oakland	18/15	86	1,027	11.9	49t	8	0
San Diego	17/14	90	1,110	12.3	39	5	3
AFC West	51/41	267	3,561	13.3	78	15	12
Buffalo	3/2	10	129	12.9	26t	1	0
Miami	3/3	12	142	11.8	35	0	0
New England	9/7	44	662	15.0	65t	2	3
N.Y. Jets	3/3	14	262	18.7	71	0	1
AFC East	18/15	80	1,195	14.9	71	3	4
Baltimore	4/3	15	202	13.5	35	0	0
Cincinnati	4/4	20	252	12.6	28t	3	1
Cleveland	2/2	9	152	16.9	32t	3	1
Pittsburgh	2/2	8	185	23.1	41	3	1
AFC North	12/11	52	791	18.7	41	9	3
Houston	0/0	0	0	—	0	0	0
Indianapolis	3/3	17	207	12.2	27	2	0
Jacksonville	3/2	12	143	11.9	28	1	0
Tennessee/Houston	1/0	1	24	24.0	24	0	0
AFC South	7/5	30	374	12.5	28	3	0
AFC Totals	88/72	429	5,921	14.2	78	30	19
Arizona	3/2	19	224	11.8	34t	3	1
St. Louis	3/3	12	261	21.8	72t	4	1
San Francisco	3/3	16	175	10.9	26	0	0
Seattle	14/11	68	925	13.6	59t	6	3
NFC West	23/19	115	1,585	13.8	72t	13	5
Dallas	3/2	11	157	14.3	38	0	0
N.Y. Giants	2/2	13	166	12.8	26	1	1
Philadelphia	2/1	7	95	13.6	31t	2	0
Washington	3/2	6	81	13.5	43t	2	0
NFC East	10/7	37	499	13.5	43t	5	1
Chicago	2/2	10	100	10.0	23	1	0
Detroit	2/2	9	85	9.4	22	0	0
Green Bay	2/1	5	63	12.6	17	0	0
Minnesota	3/2	10	141	14.1	30	0	1
NFC North	9/7	34	389	11.4	30	1	1
Atlanta	2/2	10	145	14.5	37t	2	1
Carolina	1/1	4	40	10.0	20t	1	0
New Orleans	1/1	2	25	12.5	14	0	0
Tampa Bay	1/1	2	24	12.0	16	0	0
NFC South	5/5	18	234	13.0	37t	3	1
NFC Totals	47/38	204	2,707	13.3	72t	22	8
NFL Totals	135/110	633	8,628	13.6	78	52	27
Home	69/57	350	4,984	14.2	78	33	17
Road	66/53	283	3,644	12.9	50t	19	10
Grass	111/91	551	7,568	13.7	78	45	25
Turf	24/19	82	1,060	12.9	50t	7	2
Outdoors	123/100	589	8,073	13.7	78	49	26
Domes	12/10	44	555	12.6	50t	3	1
All Sun. Games	113/90	524	7,240	13.8	78	45	25
Sunday Nights	12/8	64	666	10.4	34	6	2
Mondays	19/17	90	1,203	13.4	49t	7	2
Thursdays	1/1	7	81	11.6	23	0	0
Saturdays	2/2	12	104	8.7	13	0	0
Wins	86/72	398	5,565	14.0	78	39	16
Losses	49/38	235	3,063	13.0	71	13	11
August	1/1	5	122	24.4	78	0	1
September	29/25	124	1,693	13.7	72t	13	5
October	33/27	166	2,344	14.1	71	13	9
November	36/29	167	2,158	12.9	59t	14	5
December	34/26	155	2,113	13.6	58	12	6
January	2/2	16	198	12.4	20	0	1



**JIMMY SPENCER****5-9 • 188 • 13TH YR. • FLORIDA****BORN:** March 29, 1969, in Manning, S.C.**HIGH SCHOOL:** Glades Central High School, Belle Glade, Fla.**ACQUIRED:** Free Agent, 2000**PRO YEAR:** 13th • **YEAR WITH BRONCOS:** 5th**NFL GAMES PLAYED/STARTED:** 177/81 • **POSTSEASON:** 3/0**33****CORNERBACK**

**J**immy Spencer will not only play as a defensive back in 2004; he also will help teach the position. For the second consecutive year, he will balance his role as the Broncos' assistant defensive backs coach with his playing responsibilities. Spencer, in his 13th season and fifth with the Broncos, last year became the first person in the NFL to perform a player/coaching role since Dan Reeves did so with the Dallas Cowboys in 1970-71. The veteran adjusted well to his new role last season, appearing in all 16 regular-season games (2 starts) with 11 tackles (10 solo) and seeing considerable time at right cornerback in the AFC Wild Card game at Indianapolis after an injury to Kelly Herndon. Additionally, he was a regular contributor to Denver's special teams unit. He has played in 177 career games (81 starts) with the Saints (1992-95), Bengals (1996-97), Chargers (1998-99) and Broncos (2000-present). He has 26 career interceptions and 127 passes defended to go along with 446 tackles (387 solo). In college, Spencer started every game for Florida during a solid senior season that saw him collect 29 tackles and one interception. He entered the NFL in 1991 as an eighth-round selection (215th overall) of the Washington Redskins and spent his rookie season on the club's practice squad.

**2003:** Spencer saw action primarily on special teams in all 16 games but also made two starts and saw action as either a nickel or dime back in 12 of 16 games. Spencer recorded his first two solo tackles of the season vs. Pit. (10/12) in Wk. 6 and made another solo tackle in Wk. 7 at Min. (10/19). He saw action as the nickel back at Balt. (10/26) and recorded a solo tackle as the dime back vs. N.E. (11/3). Spencer recorded his first pass break up of the season against S.D. (11/16) after moving into the nickel back position full-time, and added a special teams tackle vs. Chi. (11/23). He tallied two pass deflections from his nickel back spot at Oak. (11/30). Spencer saw considerable action vs. K.C. (12/7) and recorded a season-high four tackles and added another solo tackle and another pass deflection vs. Cle. (12/14). He started at Ind. (12/21) when the defense began the game in a nickel package and made one assisted stop from scrimmage while adding two more on special teams. At G.B. (12/28), Spencer started the game at right cornerback in place of the inactive Kelly Herndon (hand). He saw considerable time at right cornerback after replacing the injured Kelly Herndon (hand) in the Broncos' AFC Wild Card game at Ind. (1/4).

**2002:** Spencer played in five games and was declared inactive for the other 11. He made all four of his tackles for the season at Oak. (12/22). He recorded his first pass defense of the season vs. K.C. (12/15), a week after seeing his first defensive action at the Jets (12/8). Before New York, his only playing time came on special teams at K.C. (10/20).

**2001:** Spencer played in all 16 games and started one (vs. Oak. 12/30), posting 23 tackles (21 solo), three interceptions, nine pass defenses and a fumble recovery while adding eight more stops on special teams. Spencer posted a season-high five tackles vs. Oak. (12/30), starting his only game of the season in place of Denard Walker (sprained knee) at right cornerback. He made his second interception in as many weeks—and his third of the season—at K.C. (12/16) with 14 seconds remaining in regulation, and returned it 18 yards. It was his 26th career interception and came after Spencer had played most of the game at right cornerback because Walker left the game in the 1st qtr. with a knee injury. He made his second interception of the season—in the 3rd qtr. vs. Sea. (12/9) a week earlier while also posting two tackles. Spencer registered a then-season-high three solo tackles at Mia. (12/2) and deflected a pass, one week after posting a season-high four passes defended at Dal. (11/22), along with two solo tackles. He made one tackle vs. Wash. (11/18) and recovered a fumble at the Redskins' 37-yd. line, while also adding a special teams stop and two passes defended. Spencer had an outstanding game vs. S.D. (11/11), registering two solo tackles and grabbing an interception. He played only on special teams at Ariz. (9/23), at Sea. (10/14) and at S.D. (10/21). Spencer replaced Walker after the starter left with a concussion vs. K.C. (10/7).

**2000:** Spencer saw action in all 16 games and made six starts, posting 40 tackles (35 solo), including a sack (-1), six passes defended, a forced fumble and three interceptions (career-high 102 return yds./2 TDs). He also had three tackles and a fumble recovery on special teams. Spencer started four games late in the season (at Sea., 11/26; at N.O., 12/3; vs. Sea., 12/10 and at K.C., 12/17) in place of

the injured Ray Crockett (hamstring) and when not starting was the team's nickel back. Spencer picked off a pass in three consecutive games (at Sea., 11/26; at N.O., 12/3 and vs. Sea., 12/10)—one shy of the team record (Tyrone Braxton, 1996)—and returned two for touchdowns. His 79-yd. return of a Jon Kitna pass vs. Sea. (12/10) was the third longest in franchise history and the longest of his career, and was his third NFL touchdown. With it, he became the first Bronco since Mike Harden in 1986 to score twice on interception returns in the same season, and the fourth in club history to do so (also John Rowser, 1976 and Nemiah Wilson, 1967). His other scoring return (21 yds.) came at Sea. (11/26) in a 38-31 Denver win, and was the first of his career. Spencer forced a fumble at N.O. (12/3) in the same game in which he recorded his second interception of the year. His sack—the first of his career—came vs. Oak. (11/13) as he dropped Rich Gannon for a 1-yd. loss among his season-high seven tackles. He also started vs. Cleve. (10/15) as the Broncos opened the game in a nickel defensive alignment and started at Oak. (9/17) in place of Crockett. Crockett was injured on the opening kickoff, but entered the game on the first series and Spencer returned to his nickel back role. Spencer saw action in a reserve role in the AFC Wild Card Game at Balt. (12/31). He signed with the Broncos as a free agent March 6, after being released by the Chargers Feb. 10.

**1999:** Spencer tied for the San Diego team lead with four interceptions and led the squad with 16 passes defended despite missing the final two weeks of the season. He also ranked fifth on the team with 48 tackles. Spencer started seven of the 14 games in which he played before being placed on injured reserve Dec. 20. He notched his first interception of the season in Week Two against Indianapolis, then two weeks later, he replaced Charles Dimry in the starting lineup at Detroit and racked up a career-high 12 tackles and two pass breakups in a 20-10 victory. Spencer recorded six tackles and his second interception of the season in Week Six against Green Bay and added his third pick of the year in Week 12 against Cleveland. Spencer had a solid all-around game in Week 13 at Seattle in a 19-16 win, recording his fourth interception of the year to go along with four tackles and two pass breakups.

**1998:** Spencer signed as free agent with San Diego Sept. 1 and saw action in 15 games with four starts, missing only the opener vs. Buffalo (9/6). He finished the season with 29 tackles (all solo), one interception and eight passes defended, and added seven tackles on special teams. His three starts came in games 12-14 at right cornerback. Spencer also started at the third cornerback spot and had an interception vs. Oakland (12/20). Spencer had five tackles vs. Denver (11/29) and had a season-high six tackles at Seattle (12/13).

**1997:** Spencer played in all 16 games and started nine at right cornerback for Cincinnati, posting 38 tackles, one interception and 12 passes defended. He had the Bengals' first interception of the season in the opener vs. Arizona (8/31), tipping a second-quarter pass intended for Rob Moore and catching his own deflection. He also added seven tackles in the contest. Spencer tied for the team lead with nine tackles at Baltimore (9/7).

**1996:** Spencer started 14-of-15 games at right cornerback for the Bengals and posted a career-high 73 tackles while tying his career high with five interceptions and recovering a fumble. Spencer led the Bengals with a career-high 21 passes defended, which was one better than teammate and Pro Bowl starter Ashley Ambrose. He scored his first career touchdown on a 59-yd. fumble return vs. Houston (10/6) and added a 19-yd. interception return to set up a Cincinnati field goal. Spencer also intercepted a Steve Young pass at Cincinnati's 2-yd. line in the fourth quarter at San Francisco (10/20). He intercepted a Vinny Testaverde pass in end zone in the second quarter at Baltimore (11/3) and had a season-high 34-yard return on an interception against Jim Kelly at Buffalo (11/17). Spencer was limited to a reserve role in Game 4 because of a thumb injury and was also inactive for Game 16 at Houston due to a sprained knee, breaking a string of 79 consecutive games played. He originally joined the Bengals as an unrestricted free agent on March 21, 1996.

**1995:** Spencer started 15 of 16 games for New Orleans and led the team with four interceptions while also tallying 66 tackles and 16 passes defended. The latter figure led the team and was seven more than the next-highest player. He was awarded a game ball for the Oct. 29 win at San Francisco when he had one interception, three passes defended and seven solo tackles. Spencer had two interceptions, both of which led to scores, in a victory vs. Carolina (11/26) and tied his career high with nine tackles at the Jets (12/24) while adding one interception and two passes defended. He became the first Saint to lead the team in interceptions for two straight seasons since Dave Waymer in 1985-86.

**1994:** Spencer earned the starting left cornerback job for all 16 games and set a career high with five interceptions while adding 19 passes defended. He led the team in both interceptions and passes defended and earned a game ball vs. the Giants (10/2) when he had first career interception and four passes defended. Spencer intercepted two passes vs. the Rams (10/23), including one on the final series to clinch a 37-34 victory.

**1993:** Spencer was the Saints' nickel back for the second consecutive year, starting against multiple-wide receiver sets. He played in all 16 games (3 starts), posting 25 tackles and six passes defended. Spencer also tied for the team lead with three fumble recoveries, including one he returned 53 yards in a season-opening win over Houston. His special teams play included a blocked PAT at Philadelphia (12/26).



**1992:** Spencer started four of 16 games for New Orleans in his first season of NFL action. He was signed by the Saints on April 12 and saw considerable action, playing cornerback in nickel and dime packages. He had 38 tackles and tied for fourth on the team with nine passes defended. Spencer's four starts came in games when the Saints opened with five or six defensive backs. He had a season-high six tackles vs. Chicago Sept. 13. In the Saints' Wild Card Playoff loss to Philadelphia, Spencer recorded one tackle and one special teams tackle.

**1991:** Spencer entered the NFL as an eighth-round selection of the Washington Redskins (215th overall) in the 1991 NFL Draft. He spent his entire rookie season on Washington's practice squad.

**COLLEGE:** A three-year letterman at Florida, Spencer started every game as a senior. He collected 29 tackles and one interception as a senior. He also stood out on special teams where he had three blocked kicks, including two place kicks and one punt. Spencer majored in sociology.

**PERSONAL:** Spencer was a first-team all-state Class 3A choice at defensive back and Palm Beach County Player of Year at Glades Central High School in Belle Glade, Fla. He also played quarterback, throwing for 1,137 yards and seven touchdowns as senior. Spencer was selected by a committee appointed by former Florida Governor Bob Martinez to attend a youth leadership conference at the University of Tampa in 1986. He is very involved in youth leadership activities in the Tampa area and is curator of the Jimmy Spencer Foundation, which helps send underprivileged kids from Belle Glade to camps for sports, education, computers and music. He spends time during the offseason speaking in schools about education, drug abuse and religion. James Arthur Spencer Jr., was born March 29, 1969, in Manning, S.C. He and his wife, Tanya, reside in Davie, Fla.

#### SPENCER'S REGULAR SEASON RECORD

Year	Club	G	S	UT	A	TT	S-Yds.	I-Yds.	PD	FF	FR	TD-Int.	TD-FR	S	Pts.
1991	Washington														
1992	New Orleans	16	4	37	6	43	0-0	0-0	9	0	1	0	0	0	0
1993	New Orleans	16	3	20	5	25	0-0	0-0	6	0	3	0	0	0	0
1994	New Orleans	16	16	59	7	66	0-0	5-24	19	1	1	0	0	0	0
1995	New Orleans	16	15	59	7	66	0-0	4-11	16	0	0	0	0	0	0
1996	Cincinnati	15	14	57	16	73	0-0	5-48	21	0	1	0	1	0	6
1997	Cincinnati	16	9	36	2	38	0-0	1-(-2)	12	0	0	0	0	0	0
1998	San Diego	15	4	29	0	29	0-0	1-0	8	0	0	0	0	0	0
1999	San Diego	14	7	40	8	48	0-0	4-1	16	0	0	0	0	0	0
2000	Denver	16	6	35	5	40	1-1	3-102	6	1	0	2	0	0	12
2001	Denver	16	1	21	2	23	0-0	3-25	9	0	1	0	0	0	0
2002	Denver	5	0	4	0	4	0-0	0-0	1	0	0	0	0	0	0
2003	Denver	16	2	10	1	11	0-0	0-0	4	0	0	0	0	0	0
<b>CAREER TOTAL</b>		<b>177</b>	<b>81</b>	<b>387</b>	<b>59</b>	<b>446</b>	<b>1-1</b>	<b>26-209</b>	<b>127</b>	<b>2</b>	<b>7</b>	<b>2</b>	<b>1</b>	<b>0</b>	<b>18</b>

**ADDITIONAL STATISTICS:** Returned a fumble 59 yds. for a touchdown vs. Houston (10/6), 1996. Recovered a fumble on special teams (at New Orleans, 12/3) and returned two interceptions for touchdowns (79 yds. vs. Seattle, 12/10, and 21 yds. at Seattle, 11/26), 2000. Special teams tackles — 1992 (5), 1993 (5), 1994 (3), 1995 (5), 1998 (7), 1999 (1), 2000 (3), 2001 (8), 2003 (4), TOTAL (41).

#### SPENCER'S POSTSEASON RECORD

Year	Club	G	S	UT	A	TT	S-Yds.	I-Yds.	PD	FF	FR	TD-Int.	TD-FR	S	Pts.
1992	New Orleans	1	0	1	0	1	0-0	0-0	0	0	0	0	0	0	0
2000	Denver	1	0	0	0	0	0-0	0-0	0	0	0	0	0	0	0
2003	Denver	1	0	1	0	1	0-0	0-0	0	0	0	0	0	0	0
<b>CAREER TOTAL</b>		<b>3</b>	<b>0</b>	<b>2</b>	<b>0</b>	<b>2</b>	<b>0-0</b>	<b>0-0</b>	<b>0</b>	<b>0</b>	<b>0</b>	<b>0</b>	<b>0</b>	<b>0</b>	<b>0</b>

**ADDITIONAL STATISTICS:** Special teams tackles — 1992 (1).



### DONNIE SPRAGAN

6-3 • 239 • 3RD YR. • STANFORD

**BORN:** July 12, 1976, in Oakland, Calif.

**HIGH SCHOOL:** Logan High School, Union City, Calif.

**ACQUIRED:** Free Agent, 2001

**PRO YEAR:** 3rd • **YEAR WITH BRONCOS:** 3rd

**NFL GAMES PLAYED/STARTED:** 32/8 • **POSTSEASON:** 1/1

59

LINEBACKER

Donnie Spragan emerged as a reliable option at linebacker in 2003, finishing third on the team in tackles, after beginning his career as an undrafted free agent in 1999. During his second full season last year with the Broncos, he played in 16 regular-season games (8 starts) and made 76 tackles (56 solo). He is a valuable special teams player who recorded nine tackles covering kickoffs and punts

in 2003. For his career, Spragan has played in 32 games. Spragan originally signed with the Broncos on Dec. 11, 2001, and spent the final four weeks of the season on the practice squad before signing a new contract that off-season. He entered the NFL in 1999 as an undrafted free agent with New Orleans and spent his rookie season on injured reserve. After a successful season in 2001 with the Amsterdam Admirals in NFL Europe, Spragan spent the summer in Green Bay's training camp and a month on Cleveland's practice squad before signing with Denver. He played two years at Stanford, winning the Jim Reynolds Award as the team's most inspirational senior, after transferring from Pacific when the school dropped its football program.

**2003:** Spragan saw action in all 16 games and started eight, ranking third on the team with 76 tackles (56 solo) while adding six pass deflections, a fumble recovery and nine more stops on special teams. In Wk. 1 at Cin. (9/7), he tallied two tackles. Early in the season, Spragan recorded a special teams tackle in three consecutive games (Wks. 3-5). In Wk. 6 vs. Pit. (10/12), he saw his first action on defense after entering the game at weakside linebacker with 6:31 remaining in the first quarter when Ian Gold was injured (right ACL). He responded in a big way by posting a then career-high 12 tackles (8 solo)-the first tackles of his career-and his first career pass deflection. In Wk. 7 at Min. (10/19), Spragan collected a season-high three special teams tackles. In Wk. 8 at Balt. (10/26), he replaced an injured John Mobley at weakside linebacker with 1:37 remaining in the second quarter. Spragan ended the game with three tackles (2 solo) and a special teams stop. He recorded his first career start at weakside linebacker the next week vs. N.E. (11/3), replacing Mobley (neck), and tallied four tackles (2 solo) before leaving the game in the third quarter with a sprained foot. Spragan made his second start against S.D. (11/16), recording three tackles (2 solo) and a pass deflection. He registered nine tackles (7 solo) and two pass deflections in making his third consecutive start vs. Chi. (11/23). At Oak. (11/30), Spragan recorded a career-high 13 tackles (11 solo) along with two pass deflections and a fumble recovery as the Stanford product played in front of a "home" crowd from nearby Union City, Calif. He recorded another nine tackles (7 solo) vs. K.C. (12/7) and a team-high 10 tackles (7 solo) vs. Cle. (12/14). Spragan tallied six tackles (5 solo) at Ind. (12/21) and recovered a fumble on special teams. He added seven more tackles (5 solo) in the final game of the season at G.B. (12/28). Spragan started at weakside linebacker in the Broncos' AFC Wild Card game at Ind. (1/4) and made five tackles (3 solo).

**2002:** Spragan played on special teams in all 16 games and tied for second on the team with 13 tackles. At Oak. (12/22) he made two special teams tackles and forced a fumble by Raiders kick returner Marcus Knight that was recovered by Reuben Droughns. Spragan saw his only defensive plays from scrimmage—and first of his career—at Sea. (11/17).

**2001:** Spragan spent a month on Cleveland's practice squad before signing with Denver on Dec. 11, where he was on Denver's practice squad for the last four weeks of the season. Before the season, he was selected in the third round of the 2001 NFL Europe League free agent draft by Amsterdam. He finished the Admirals' season with 44 tackles (36 solo), including 3 1/2 sacks, plus two forced fumbles and one pass defended.

**2000:** Spragan re-signed with New Orleans before training camp (July 15) but was released a month later. He then spent the remainder of that season out of football.

**1999:** Spragan was signed by New Orleans as an undrafted rookie free agent and spent the entire season on injured reserve after suffering a torn anterior cruciate ligament in his knee during the preseason.

**COLLEGE:** Spragan was a two-year starter and three-time letterwinner at Stanford (32 games/21 starts), earning All-Pac-10 honors as a senior. He finished his career with 103 tackles (75 solo), five sacks, three interceptions and 12 stops for loss. In his final year, he won the Jim Reynolds Award as the team's most inspirational senior. Spragan transferred to Stanford after Pacific dropped its football program following the 1995 season. While at Pacific, he appeared in nine games and recorded 20 total tackles, one stop for a loss and one fumble recovery.

**PERSONAL:** A civil engineering major who received his bachelor's degree from Stanford, Spragan was all-league at linebacker and quarterback at Logan High School in Union City, Calif., where he also lettered three times in basketball and twice in track. Donald Spragan was born July 12, 1976, in Oakland, Calif.

#### SPRAGAN'S REGULAR SEASON RECORD

Year	Club	G	S	UT	A	TT	S-Yds.	I-Yds.	PD	FF	FR	TD-Int.	TD-FR	S	Pts.
2002	Denver	16	0	0	0	0	0-0	0-0	0	0	0	0	0	0	0
2003	Denver	16	8	56	20	76	0-0	0-0	6	0	1	0	0	0	0
<b>CAREER TOTALS</b>		<b>32</b>	<b>8</b>	<b>56</b>	<b>20</b>	<b>76</b>	<b>0-0</b>	<b>0-0</b>	<b>6</b>	<b>0</b>	<b>1</b>	<b>0</b>	<b>0</b>	<b>0</b>	<b>0</b>

**ADDITIONAL STATISTICS:** Special teams tackles — 2002 (13), 2003 (9), TOTAL (22). Forced a fumble at Oakland (12/22/02) on a kickoff return. Recovered a fumble on special teams at Indianapolis (12/21/03).





## JAMAIN STEPHENS

6-6 • 374 • 8TH YR. • NORTH CAROLINA A&T

**BORN:** Jan. 9, 1974, in Lumberton, N.C.

**HIGH SCHOOL:** Lumberton High School, Lumberton, N.C.

**ACQUIRED:** Free Agent, 2004

**PRO YEAR:** 8th • **YEAR WITH BRONCOS:** 1st

**NFL GAMES PLAYED/STARTED:** 40/15

63

TACKLE

Jamain Stephens joins the Broncos with hopes of adding depth to the offensive live. He was out of football in 2003 after being released by Cincinnati before training camp. He spent the 2002 season on the Bengals' reserve/injured list after suffering a shoulder injury. Stephens was claimed by Cincinnati off waivers from Pittsburgh in 1999 and played in 21 games (4 starts) in three seasons (1999-2001). A first-round (29th overall) selection in the 1996 NFL Draft by Pittsburgh, Stephens played three years for the Steelers (1996-98) and made 11 starts in 19 games played.

**2003:** Stephens was out of football after being released by Cincinnati before training camp.

**2002:** Stephens was on Cincinnati's reserve/injured list after suffering a shoulder injury in training camp.

**2001:** Stephens was inactive for seven of the first eight games but played in all of the last eight. He saw action on special teams only in Games 9-12 but added offensive duties in Games 13-16. Stephens made two starts-as a blocking tight end-on at Baltimore (12/23) and vs. Pittsburgh (12/30). He made his 2001 debut in Week 7 at Detroit (10/28) replacing RT Willie Anderson for five snaps in the second half.

**2000:** Stephens was active but did not play in the first three games of the regular season. He saw his first action in Week 4 vs. Miami (10/1), replacing the injured Willie Anderson. He again was active but did not play in Games 5-11. Stephens saw his first pro action at guard vs. Pittsburgh (11/26) while getting a brief tryout at RG in relief of starter Mike Goff. He played on special teams vs. Arizona (12/3) and was a second-half injury replacement for Anderson at RT at Tennessee (12/10). He again was a second-half injury replacement for Anderson at RT in the season finale at Philadelphia (11/24).

**1999:** Stephens opened training camp with Pittsburgh but was released Aug. 2. He was acquired by Cincinnati off waivers Aug. 3 and played in all four Bengals preseason games. He did, however, miss Weeks 1-4 of regular season while on Reserve/Commissioner's Suspension list for violation of NFL's substance abuse policy (violation occurred while with Steelers). He returned to the Bengals' 53-man roster on Oct. 11 and made his 1999 debut in Week 7 at Indianapolis (10/24). Stephens went on to play in seven games, making two starts.

**1998:** Stephens continued to show considerable improvement as a third-year player with Pittsburgh and moved into the starting lineup when injuries opened a spot. He was a starter at RT for 10 of the 11 games in which he played. Stephens was inactive for Games 1-4, and missed season finale with a right calf muscle injury. He made his first start of season at Cincinnati (10/11) and aided a season-high 386-yard offensive effort. Stephens was credited for a solid performance against All-Pro DE Reggie White vs. Green Bay (11/9), allowing White only one sack and three tackles. He started vs. Cincinnati (12/20) but was sidelined in the second quarter with a calf injury that would cause him to miss the season finale at Jacksonville (12/28).

**1997:** Stephens played in eight games for Pittsburgh after making his NFL debut vs. Dallas (8/31). He earned his first career start at New England (12/13) but was forced to sidelines in final quarter with an ankle injury. He was inactive for both Steelers' postseason games, due to the injury.


**1996:** Stephens was selected by Pittsburgh in first round (29th overall) of the 1996 NFL Draft, but was inactive for all 16 games.

**COLLEGE:** Stephens rose to prominence as a senior at North Carolina A&T by registering 69 knock-down blocks for an offense that totaled 4,128 yards and was named first-team All-Mid-Eastern Athletic Conference team. He started his college career as a defensive lineman but was switched to offense just before beginning of his junior season.

**PERSONAL:** Stephens played both offense and defense at Lumberton High School, in his home town of Lumberton, N.C., where he still resides in the offseason. He is active in the Lumberton area in civic and charitable affairs, including work with schools and sponsorship of a summer late-night basketball camps to keep youths off the streets. He and his wife, Javonna, have three children, Jayla (7), Jamain (4) and Damon (3). Stephens was born Jan. 9, 1974, and his first name is pronounced "juh-MAIN."

## STEPHENS' REGULAR SEASON RECORD

Year	Club	G	S
1996	Pittsburgh	0	0
1997	Pittsburgh	8	1
1998	Pittsburgh	11	10
1999	Cincinnati	7	2
2000	Cincinnati	5	0
2001	Cincinnati	9	2
2002	Cincinnati	INJURED RESERVE	
2003		OUT OF FOOTBALL	
<b>CAREER TOTAL</b>		<b>40</b>	<b>15</b>



## REGGIE STEPHENS

5-9 • 200 • 4TH YR. • RUTGERS

**BORN:** Feb. 21, 1975, in Shreveport, La.

**HIGH SCHOOL:** Santa Cruz High School, Santa Cruz, Calif.

**ACQUIRED:** Free Agent, 2004

**PRO YEAR:** 4th • **YEAR WITH BRONCOS:** 1st

**NFL GAMES PLAYED/STARTED:** 24/0

29

CORNERBACK

Reggie Stephens, a three-year NFL veteran, joins the Broncos and looks to compete for a job in a deep secondary. In 24 career games, he has made 13 tackles, three interceptions, five pass deflections and 15 special teams tackles. He entered the NFL with the Giants as an undrafted free agent in 1999 and played in 16 games with the club over the 1999-00 seasons. He was out of football in 2001 then went through training camp with Kansas City in 2002 before being waived and re-signed at mid-season by the Giants, with whom he played in eight games. He was then out of football in 2003. Stephens' most productive season came in 2000 when played in 15 games for the Giants and posted eight solo tackles, four pass deflections and all three of his career interceptions. He signed with Denver as a free agent on March 15.

**2003:** Stephens out of football after being released by the Giants before training camp (3/12).

**2002:** Stephens, who was waived in the final cutdown of training camp by Kansas City, was out of football until signing with New York on Oct. 8. He played eight games with the Giants and made five tackles and one pass defensed.

**2001:** Stephens, released by the Giants May 15, was out of football the rest of the season.

**2000:** Stephens enjoyed his best season in the NFL after playing 15 games, missing only one with an ankle injury. On the year, he totaled eight solo tackles, four passes defensed, and tied for second on the team with three interceptions. Stephens produced his first NFL defensive tackle and added a special teams tackle at Chicago (9/17) and totaled two tackles at Tennessee (10/1). He picked off his first NFL pass (off Troy Aikman) vs. Dallas (10/15) and added a special teams stop. Against St. Louis (11/12), Stephens returned his first NFL kickoff for a career-long 40 yards, and returned a career-high two kick-offs for 29 yards vs. Detroit (11/19). He intercepted a Dave Brown pass at Arizona (11/26) and had another interception vs. Pittsburgh (12/10) to go along with a career-high three tackles. Stephens saw action in the NFC Divisional Playoff Game vs. Philadelphia (1/7/01) before suffering an ankle injury which sidelined him for the NFC Championship Game vs. Minnesota (1/14/01) and Super Bowl XXXV vs. Baltimore (1/28/01).

**1999:** Stephens, who saw action in one game for New York, signed with the team on April 27 as a rookie free agent but was released at the end of training camp due to a leg injury. He was re-signed to the club's practice squad on Nov. 16 and promoted to the 53-man roster on Dec. 10. Stephens played in his first-career NFL game at Buffalo (12/12), where he made two special teams tackles.

**COLLEGE:** Stephens started 18 games during his two years at Rutgers (1997-98) and posted 89 tackles and returned two of his four interceptions for touchdowns. He was named first team All-Big East by *The Football News* and was named the team MVP as a senior. That season, he recorded 58 tackles to go with a team-high three interceptions, which he returned for 77 yards and two touchdowns. Stephens started seven games as a junior, recording 31 tackles and an interception. He also returned six punts for 47 yards (7.8 avg.) and 13 kickoffs for 321 yards (24.7 avg.). Stephens began his college career at Cabrillo Junior College in Aptos, Calif., where he played both football and basketball. He majored in communications at Rutgers.



**PERSONAL:** Stephens, a prep standout at Santa Cruz (Calif.) High School, played cornerback, wide receiver and returned kicks. He has one son, Kaijae, 5, and resides in Santa Cruz, Calif. Reginald Dewayne Stephens was born Feb. 21, 1975.

#### STEPHENS' REGULAR SEASON RECORD

Year	Club	G	S	UT	A	TT	S-Yds.	I-Yds.	PD	FF	FR	TD-Int.	TD-FR	S	Pts.
1999	N.Y. Giants	1	0	0	0	0	0-0	0-0	0	0	0	0	0	0	0
2000	N.Y. Giants	15	0	8	0	8	0-0	3-4	4	0	0	0	0	0	0
2001							OUT OF FOOTBALL								
2002	N.Y. Giants	8	0	5	0	5	0-0	0-0	1	0	0	0	0	0	0
2003							OUT OF FOOTBALL								
<b>CAREER TOTALS</b>		<b>24</b>	<b>0</b>	<b>13</b>	<b>0</b>	<b>13</b>	<b>0-0</b>	<b>3-4</b>	<b>5</b>	<b>0</b>	<b>0</b>	<b>0</b>	<b>0</b>	<b>0</b>	<b>0</b>

**ADDITIONAL STATISTICS:** Special teams tackles – 1999 (2), 2000 (11), 2002 (2), TOTAL (15).

#### STEPHENS' POSTSEASON RECORD

Year	Club	G	S	UT	A	TT	S-Yds.	I-Yds.	PD	FF	FR	TD-Int.	TD-FR	S	Pts.
2000	N.Y. Giants	1	0	0	0	0	0-0	0-0	0	0	0	0	0	0	0



### JASHON SYKES

6-2 • 236 • 2ND YR. • COLORADO

**BORN:** Sept. 25, 1979, in Los Angeles, Calif.

**HIGH SCHOOL:** Serra High School, Los Angeles, Calif.

**ACQUIRED:** College Free Agent, 2002

**PRO YEAR:** 2nd • **YEAR WITH BRONCOS:** 2nd

**NFL GAMES PLAYED/STARTED:** 16/8 • **POSTSEASON:** 1/1

57

LINEBACKER

Jashon Sykes made a huge leap from year one to year two by jumping from Denver's practice squad into the starting lineup as a linebacker. After spending 2002 on the practice squad, Sykes played in 16 games last season and became a starter at weakside linebacker in Week 7 after Ian Gold was placed on injured reserve. Sykes registered 64 tackles (49 solo) and a forced fumble in 2003, and he looks to take his game to new heights this season. What makes Sykes' rise more impressive was that he came back from a serious neck injury suffered his senior season at Colorado, which cut his season down to just four games. While at Colorado, Sykes played in 37 games (28 starts), posting 330 tackles (212 solo), including 12.5 sacks and 33 tackles for loss, as well as one interception, seven forced fumbles and four fumble recoveries.

**2003:** Sykes saw action in all 16 games, starting eight, and registered 64 tackles (49 solo) and a forced fumble while also tying for fourth on the team with 12 special teams tackles, recovering a fumble and blocking a punt on special teams. He moved into the starting lineup at weakside linebacker in Wk. 7 at Min. (10/19) after Ian Gold was placed on injured reserve. In the opener at Cin. (9/7), he recovered a fumble on a kickoff. Sykes recorded his first special teams tackle at S.D. (9/14). In Wk. 3 vs. Oak. (9/22), he registered his first multi-tackle game with two stops on special teams. Sykes added a special teams tackle in Wk. 4 vs. Det. (9/28) and in Wk. 6 vs. Pit. (10/12). In Wk. 7 at Min. (10/19) Sykes moved into the starting lineup, but did not register a start in the game because the Broncos opened defensively in a nickel package. He did, however, see the first defensive action of his career as the weakside linebacker and recorded five tackles (3 solo) against the Vikings. Sykes notched his first career start in Wk. 8 at Balt. (10/26), registering a career-high 10 tackles (8 solo) and a caused fumble when he jarred the ball loose from Jamal Lewis on the 1-yd. line, a fumble that the Ravens would recover. He started at strongside linebacker vs. N.E. (11/3), recording eight tackles (6 solo) and two special teams stops and added two more special teams tackles vs. S.D. (11/16). Sykes tallied seven tackles (5 solo) vs. Chi. (11/23) and added six tackles (5 solo) and a special teams stop at Oak. (11/30) the following week. He registered six solo tackles vs. K.C. (12/7) and added nine tackles (7 solo) and a special teams stop vs. Cle. (12/14). At Ind. (12/21), Sykes was the primary weakside linebacker but didn't start when the defense began the game in the nickel and tallied one solo tackle while also adding a special team stop. He also recorded his first blocked kick when he blocked the 3rd-quarter punt of Colts punter Hunter Smith. The following week at G.B. (12/28), he registered nine tackles and tied a career high with eight solo stops. Sykes started and tallied four tackles (2 solo) and a pass deflection in the Broncos' AFC Wild Card game at Ind. (1/4).

**2002:** Sykes—after joining the Broncos as an undrafted rookie free agent out of Colorado—spent the entire season on Denver's practice squad.

**COLLEGE:** Sykes played in 37 games (28 starts) at Colorado, posting 330 tackles (212 solo), including 12.5 sacks and 33 tackles for loss, as well as one interception, seven forced fumbles and four fumble recoveries. As a senior, he started the first four games of the season, but an MRI on Oct. 4 revealed that he had a herniated disc (C 3-4 vertebrae, the upper neck area); further evaluations dictated that surgery was his best option, and he underwent a delicate fusion procedure on Oct. 19 in Los Angeles to mend the area, which included a bone graft from his hip. In those four games, he was the team's leading tackler with 33 at the time of his injury. He had five tackles for loss, including three-and-a-half sacks, and opened with 12 tackles against Fresno State and followed that up with 10 against Colorado State (with three for losses and a third down stop). As a junior, Sykes earned second-team all-Big 12 honors from the *Houston Chronicle*, and was an honorable mention selection by the Associated Press. For the year, he was second on the team in tackles with 111 (78 solo), a figure that tied him for fifth in the Big 12 Conference (10.1 per game, ranking him third among all linebackers). He led the team in third down stops with 13, had six tackles for loss including three-and-a-half sacks, four hurries, two pass deflections and interception (against Missouri). Sykes blossomed into one of the nation's top linebackers at CU as a sophomore and capped the year by earning defensive MVP honors in the Insight.com Bowl when he had nine tackles and returned an interception for a touchdown against Boston College. He earned second-team All-America honors from both BCS Online and the Football News, with the Associated Press selecting him first-team all-Big 12 (though the coaches placed him on their second team). Sykes led the team and was second in the Big 12 in tackles with 134 (including 82 solo), as he started all 11 games and played the second most snaps on defense (677). It was the first time a sophomore led CU in tackles since 1990 and only the fifth sophomore to lead the Buffs since tackles started being tracked in 1965. As a true freshman, Sykes played in all 12 games and started four of the last five, including the Aloha Bowl. He finished seventh on the team in tackles with 52 (31 solo), but he had 28 in the last four regular season games including a career-high 14 at Nebraska. He had 10 solo stops in that game including three tackles for loss, two quarterback sacks and three third down stops. He had seven tackles for loss on the season, including 2.5 sacks, with six third stops, a pass broken up and an interception. The 52 tackles were the most by any freshman since 1991 when Ted Johnson had 53 as a redshirt freshman.

**PERSONAL:** Sykes earned numerous All-America honors at Serra (Calif.) High School, where, as a senior, he made 137 tackles (62 solo), with 36 tackles for loss, five interceptions and seven fumble recoveries, and added 37 receptions for 417 yds. and 10 touchdowns on offense. Sykes also lettered three times in track and once in basketball. Since his junior year of high school, Sykes has played with a small bible on the left side of his football pants. His grandmother on her deathbed gave it to him. He also has a brother, Kelron, who played at Oregon State. Jashon was born Sept. 25, 1979, in Los Angeles.

#### SYKES' REGULAR SEASON RECORD

Year	Club	G	S	UT	A	TT	S-Yds.	I-Yds.	PD	FF	FR	TD-Int.	TD-FR	S	Pts.
2002	Denver						PRACTICE SQUAD								
2003	Denver	16	8	49	15	64	0-0	0-0	0	1	0	0	0	0	0

**ADDITIONAL STATISTICS:** Special teams tackles – 2003 (12). Recovered a fumble at Cincinnati (9/7/03) on a kickoff return. Blocked a punt at Indianapolis (12/21/03).


#### SYKES' POSTSEASON RECORD

Year	Club	G	S	UT	A	TT	S-Yds.	I-Yds.	PD	FF	FR	TD-Int.	TD-FR	S	Pts.
2003	Denver	1	1	2	2	4	0-0	0-0	1	0	0	0	0	0	0

### DID YOU KNOW?

The Broncos scored a franchise-high 50 points in a victory over the San Diego Chargers on Oct. 6, 1963 (50-34). However, in 44 seasons of football — 689 regular and postseason games — the Broncos have never posted the following scores: 4, 5, 8, 47 and 49.



**SCOTT TURNER****5-10 • 190 • 9TH YR. • ILLINOIS****BORN:** Feb. 26, 1972, in Richardson, Texas**HIGH SCHOOL:** J.J. Pearce High School, Richardson, Texas**ACQUIRED:** Free Agent, 2003**PRO YEAR:** 9th • **YEAR WITH BRONCOS:** 2nd**NFL GAMES PLAYED/STARTED:** 101/3 • **POSTSEASON:** 1/0**21****CORNERBACK**

**S**cott Turner will add depth to the Broncos' secondary in 2004, his first full season with the team. He joined Denver as a free agent Oct. 14, 2003, and remained on its roster for the duration of the season. Entering his ninth year, Turner also has played for Washington (1995-97) and San Diego (1998-01), totaling 91 total tackles (71 solo) with five interceptions in 101 games (3 starts) for his career. Turner began last season in Buffalo's training camp before being released. Before his stint with the Bills, he was out of football during the 2002 campaign. Following his three years with Washington, Turner was claimed off waivers by San Diego on Aug. 31, 1998. At Illinois, he was the fastest player on the Illini and started every game as a cornerback in 1994. Washington selected Turner in the seventh round (226th overall) of the 1995 NFL Draft.

**2003:** Turner played on special teams in nine games after signing with the Broncos Oct. 14 when linebacker Ian Gold was placed on injured reserve (knee). He was inactive in his first game as a Bronco in Wk. 7 at Min. (10/19), then saw his first action a week later at Balt. (10/26) and had one special teams stop. Turner added a special teams tackle vs. S.D. (11/16) and another one at Oak. (11/30). He recorded two special teams tackles vs. K.C. (12/7) and another one vs. Cle. (12/14). Turner played in his 100th game at Ind. (12/21) and recorded a pair of special teams tackles. He saw action on special teams in the Broncos' AFC Wild Card game at Ind. (1/4).

**2002:** Turner was out of football after being released by the San Diego Chargers.

**2001:** Turner signed with San Diego for the final four games of the year, and played in all four, starting in the finale vs. Seattle (12/30), and recorded two total tackles on defense.

**2000:** Turner saw action in all 16 games with two starts for San Diego, finishing the season with eight tackles, one interception and one pass defended. He was also one of the team's top cover men on special teams, finishing the season with nine solo tackles. Turner started the season opener at right cornerback in place of injured DeRon Jenkins at Oakland (9/3) and again started in Week 3 at Kansas City (9/17). He recorded a season-high five solo tackles in Week 2 vs. New Orleans (9/10) and registered his first career interception return for touchdown when he stepped in front of a Gus Frerotte pass, returning it 75 yards for a score at Denver (11/19).

**1999:** Turner saw action in 15 games with San Diego, serving as one of the team's top "gunners" on special teams coverage units, recording nine solo tackles and one fumble recovery. He also added eight tackles while seeing action as the third corner in nickel and dime coverages. Turner opened the year with a team-high four tackles and one fumble recovery on special teams in the opener at Cincinnati (9/19), and had a season-high three defensive tackles vs. Chicago (11/21).

**1998:** After being claimed by the Chargers off waivers from Washington on Aug. 31, 1998, Turner played in all 16 games and recorded one start. He finished the season with seven solo tackles, one interception, one sack, one forced fumble and one pass defended. He also ranked second on the team with 10 special teams tackles and recorded his first interception with the Chargers in a 38-37 win vs. Kansas City (11/22). Making his first career start, Turner had three tackles and one sack at Seattle (12/13).

**1997:** Seeing action in nine games with Redskins, Turner participated in 150 of Washington's 431 special teams plays. He had his season shortened by a pair of ankle sprains and finished the year with seven tackles on special teams and one pass defended on defense. After being sidelined for the first five weeks of the season with an ankle sprain, Turner returned in Week 6 against the Cowboys to contribute on special teams, and saw action in nine consecutive games after that. Against the Rams in Week 13, he totaled three tackles on special teams. After suffering an ankle sprain before Week 15, Turner was placed on injured reserve for the remainder of the season.

**1996:** Turner recorded a career-high two interceptions and 31 total tackles while playing in all 16 games for Washington. He also recorded 10 tackles on special teams and scored his first NFL touchdown—vs. Arizona (12/15), after recovering a muffed punt in the end zone. Following that performance, Turner recorded an interception in the Redskins' victory over Dallas in the last game at RFK Stadium in Week 16. He also had an interception in Week 3 against the Giants and recorded a season-high six tackles in Week 5 against the Jets.

**1995:** Turner saw action in all 16 games as rookie and finished the season with a career-high 33 tackles. In Week 7 against Arizona, he recorded his first career sack and forced one fumble in addition to recording three tackles and one pass defended. The following week against Detroit, he recorded a career-high seven tackles and his first career interception against Carolina Week 16.

**COLLEGE:** A four-year letterman at Illinois, Turner started every game at cornerback as a senior in 1994 recording two interceptions. He shared the team's special teams Player of Year award and was the fastest player on the Illini roster. Making a successful transition from offense to defense as a junior, Turner moved from split end to cornerback, shuffling back and forth from offense to defense then back to offense as a freshman. He opened his freshman year moving from wide receiver to cornerback, then was moved back to wide receiver when injuries hurt that unit, catching four passes for 43 yards and returning four kickoffs for 55 yards.

**PERSONAL:** Eric Scott Turner was an outstanding student and standout football player for J.J. Pearce High School in Richardson, Texas, before moving on to the University of Illinois. He earned his bachelor's degree in speech communication before the start of his final collegiate football season at Illinois and needs one more class to obtain his master's degree in human resource management. Turner was the Big Ten Indoor Track and Field Freshman of Year in 1991 while earning conference 400-meter sprint champion twice. His best 400-meter time was 45.6, and in 1993, he was part of a first place 4x400 meter relay team in the USA vs. Great Britain track meet. Turner also anchored the 4x400 meter U.S. Gold Medal-relay team in the World University Games in 1993. This past offseason, he was an NFL-Congressional Intern for Duncan Hunter (R-Calif.) in Washington. Turner and former San Diego Chargers teammate Terrell Fletcher attended a special assembly in Littleton, Colo., for students of Columbine High School with 40 other professional athletes from around country during the 1999 off-season. His wife's name is Robin. He was born Feb. 26, 1972, in Richardson, Texas.

**TURNER'S REGULAR SEASON RECORD**

Year	Club	G	S	UT	A	TT	S-Yds.	I-Yds.	PD	FF	FR	TD-Int.	TD-FR	S	Pts.
1995	Washington	16	0	24	9	33	1-10	1-0	4	0	1	0	0	0	0
1996	Washington	16	0	22	9	31	0-0	2-16	1	0	0	0	1	0	6
1997	Washington	9	0	0	0	0	0-0	0-0	1	0	0	0	0	0	0
1998	San Diego	16	1	7	0	7	1-3	1-0	1	1	0	0	0	0	0
1999	San Diego	15	0	6	2	8	0-0	0-0	0	0	0	0	0	0	0
2000	San Diego	16	2	8	0	8	0-0	1-76	1	0	0	1	0	0	6
2001	San Diego	4	0	4	0	4	0-0	0-0	0	0	0	0	0	0	0
2002							OUT OF FOOTBALL								
2003	Denver	9	0	0	0	0	0-0	0-0	0	0	0	0	0	0	0
<b>CAREER TOTALS</b>		<b>101</b>	<b>3</b>	<b>71</b>	<b>20</b>	<b>91</b>	<b>2-13</b>	<b>5-92</b>	<b>8</b>	<b>1</b>	<b>1</b>	<b>1</b>	<b>1</b>	<b>0</b>	<b>12</b>

**ADDITIONAL STATISTICS:** Special teams tackles — 1995 (6), 1996 (10), 1997 (7), 1998 (10), 1999 (9), 2000 (9), 2003 (8), TOTAL (59).

**LENNY WALLS****6-4 • 192 • 3RD YR. • BOSTON COLLEGE****BORN:** Sept. 26, 1979, in San Francisco, Calif.**HIGH SCHOOL:** Galileo High School, San Francisco, Calif.**ACQUIRED:** Rookie Free Agent, 2002**PRO YEAR:** 3rd • **YEAR WITH BRONCOS:** 3rd**NFL GAMES PLAYED/STARTED:** 29/16 • **POSTSEASON:** 1/1**35****CORNERBACK**

**L**enny Walls, the tallest cornerback in the NFL, developed into a starter for the Broncos last season and is in the mix this year to start opposite free-agent Pro-Bowl acquisition Champ Bailey. In 2003, Walls started every game at left cornerback, including the AFC Wild Card game at Indianapolis, making 68 total tackles (58 solo) and adding an interception. His 20 pass breakups in 2003 led the team and were the most by a member of the Broncos since Ray Crockett had 21 in 1997. Walls, a third-year pro, proved his worth after he made the 2002 roster as an undrafted free agent by appearing in 13 games, primarily in a special teams capacity. Walls' professional career got off to a strong start that the year when he made six tackles and forced a fumble in his first game. He was a standout at Boston College, where he played two years (21 games/16 starts) and recorded 84 tackles (64 solo), including four sacks, as well as nine interceptions, 17 pass breakups and one touchdown on an interception return.

**2003:** Walls started all 16 games at left cornerback and ranked fifth on the team with 68 tackles (58 solo), and led the team with 20 pass breakups, the most by a Bronco since Ray Crockett had 21 in 1997. He also added an interception, a forced fumble and a fumble recovery. Walls made his first NFL start in the open-



er at Cin. (9/7) and registered five tackles (3 solo) and three pass deflections. In Wk. 2 at S.D. (9/14), he enjoyed a fine all-around game with six tackles (5 solo) and a career-high four passes defended. In Wk. 3 vs. Oak. (9/22), Walls registered one tackle and a crucial pass break up on a 4th-and-10 Joey Harrington pass during the Lions' final drive to give the ball back to the Broncos and secure the 20-16 win. In Wk. 5 at K.C. (10/5), he recorded two solo tackles, three pass deflections and a fumble recovery. The fumble recovery came late in the fourth quarter after Kelly Herndon stripped Chiefs running back Priest Holmes, and was the first recovered fumble of his career. Walls registered a career-high eight tackles (6 solo) in Wk. 7 at Min. (10/19). Versus S.D. (11/16), Walls recorded five solo tackles and added two pass deflections. He made five solo tackles at Oak. (11/30) while also recording the first forced fumble of this career when he stripped Jerry Porter after a 15-yd. catch and run by the Raiders receiver. Walls registered seven tackles (6 solo) vs. K.C. (12/7), his second highest total of his career. Walls recorded four tackles (2 solo) vs. Cle. (12/14), while also adding two pass deflections and his first career interception. The following week, he registered six solo tackles and two pass deflections at Ind. (12/21). Walls recorded four solo tackles in the final game of the regular season at G.B. (12/28). He started at left cornerback in the Broncos' AFC Wild Card game at Ind. (1/4), recording three solo tackles and a forced fumble.

**2002:** Walls played in 13 games on special teams and had six tackles to go along with a forced fumble and a fumble recovery. Walls was inactive vs. Ariz. (12/29), at the Jets (12/8) and vs. K.C. (12/15). He saw his only defensive action at Balt. (9/30), in a game in which he added two special teams tackles. Walls downed a punt on the 1-yd. line vs. Buf. (9/22). He forced a fumble by Rams kick returner Lamar Gordon in the 1st qtr. of the opener vs. StL. (9/15) and teammate KaRon Coleman made the recovery.

**COLLEGE:** Walls spent two seasons at Boston College, where he played two years (21 games/16 starts) and recorded 84 tackles (64 solo), including four sacks, as well as nine interceptions, 17 pass breakups and one touchdown on an interception return. He transferred to B.C. from City College of San Francisco, where he played one year, 1999, and won a national junior college championship playing on the same team as Broncos' quarterback Nick Rolovich. He began his career at St. Mary's College in Moraga, Calif. (1997-98).

**PERSONAL:** Walls was team captain his senior year at Galileo High School in San Francisco, where he won the state AAA title that year. He also excelled on the track team (100m and 4x100m) and was a two-time all-city selection in basketball. Walls' twin brother, Kenny, played basketball at B.C. He was born Sept. 26, 1979, in San Francisco.

#### WALLS' REGULAR SEASON RECORD

Year	Club	G	S	UT	A	TT	S-Yds.	I-Yds.	PD	FF	FR	TD-Int.	TD-FR	S	Pts.
2002	Denver	13	0	0	0	0	0-0	0-0	0	0	0	0	0	0	0
2003	Denver	16	16	58	10	68	0-0	1-0	20	1	1	0	0	0	0
<b>CAREER TOTALS</b>		<b>29</b>	<b>16</b>	<b>58</b>	<b>10</b>	<b>68</b>	<b>0-0</b>	<b>1-0</b>	<b>20</b>	<b>1</b>	<b>1</b>	<b>0</b>	<b>0</b>	<b>0</b>	<b>0</b>

**ADDITIONAL STATISTICS:** Special teams tackles – 2002 (6), Forced a fumble on special teams vs. St. Louis (9/8/02).



### JED WEAVER

6-4 • 258 • 6TH YR. • OREGON

**BORN:** Aug. 11, 1976, in Redmond, Ore.

**HIGH SCHOOL:** Redmond High School, Redmond, Ore.

**ACQUIRED:** Unrestricted Free Agent (San Fran.), 2004

**PRO YEAR:** 6th • YEAR WITH BRONCOS: 1st

**NFL GAMES PLAYED/STARTED:** 80/36 • POSTSEASON: 3/1

87

TIGHT END

Jed Weaver, coming off his best season as a pro with San Francisco last season, joined the Broncos this past offseason as an unrestricted free agent (March 19) and bolsters one of league's best tight end crews. Entering his sixth season in the NFL, the durable Weaver has not missed a game in his career (80 games, 36 starts) and has caught 80 passes for 897 yards (11.2) and six touchdowns with a long of 41. Last season, he played in all 16 games and started 15 for the 49ers and had the most productive year of his career with 35 receptions for 437 yards (12.5) and one touchdown. Weaver began his NFL career in 1999 with Philadelphia, which drafted him in the seventh round (208th overall). He started 10 of 16 games for the Eagles that season and earned all-rookie acclaim from *Pro Football Weekly*. Weaver was claimed off waivers by Miami Aug. 23, 2000, and played the next three seasons (2000-02) with the Dolphins. In 48 games (11 starts) as a Dolphin, he caught 34 passes for 469 yards (13.8) and five touchdowns.

**2003:** Weaver, in his first season with San Francisco, had a break-out year, starting 15 of 16 games played and racking up 35 catches for 437 yards and a touchdown. At St. Louis (9/14), he caught three passes for 35 yards, including long of 18, and tallied two receptions for 24 yards vs. Cleveland (9/21). He recorded two catches for 16 yards at Seattle (10/12) and was also credited with one solo special teams tackle. In the team's second game vs. St. Louis (11/2), Weaver had two receptions for 16 yards, and came back two weeks later with four receptions for 28 yards vs. Pittsburgh (11/17). He tallied four receptions for 27 yards at Baltimore (11/0), and caught four passes for a career-high 76 yards (19.0), including long of 26, vs. Arizona (12/7). At Cincinnati (12/14), Weaver had two receptions for 27 yards, and led the team with 61 receiving yards on three receptions (20.3), including long of 30, at Philadelphia (12/21). In the season finale vs. Seattle (12/27), Weaver recorded four receptions for 58 yards (14.5), including a long of 22, and his lone touchdown of the year.

**2002:** Weaver saw action in all 16 games for Miami (4 starts), and ended the season with six catches for 75 yards and three touchdowns. All six of those receptions went for first downs. He posted a season-long 25-yard reception vs. Baltimore (11/17), and caught two passes for a team-high 18 yards, including a 1-yard touchdown reception, at Buffalo (12/1). Weaver grabbed a 5-yard touchdown pass in the Dolphins' win vs. Chicago (12/9), and caught another touchdown, a 3 yarder, at Minnesota (12/21).

**2001:** Weaver appeared in 16 games (7 starts) with Miami and caught 18 passes for 215 yards and two touchdowns, which led the team's tight ends. He recorded one catch for six yards vs. Oakland (9/23), and made one for 5 yards at St. Louis (9-30). Against New England (10/7), he posted his first career regular-season touchdown when he hauled in a 14-yard pass. He made two catches for 13 yards at New York Jets (10/14), and caught one pass for 12 yards at Seattle (10/28). Weaver had two catches for 25 yards and one touchdown at Buffalo (11/25), and posted two catches for 20 yards vs. Indianapolis (12/10). In the team's second game vs. New England (12/22), he grabbed three catches for 53 yards, and recorded two catches for 36 yards, including season-long 27-yard reception, vs. Atlanta (12/30).

**2000:** After being waived by Philadelphia (8/22), Weaver was claimed off waivers one day later by Miami. He played in all 16 regular-season games in reserve role, and finished with 10 receptions for 179 yards. He hauled in a career-long 41-yard reception vs. Baltimore (9/17). His only reception at Detroit (11/5) was for 33 yards, the second-longest catch of career. At New England (12/24), he had his best game as a pro to day, making a career-high five receptions for 63 yards. He played in both playoff games in reserve role, and caught one pass for nine yards and touchdown vs. Indianapolis (12/30).

**1999:** Weaver, who started 10 of the 16 games he played as rookie with Philadelphia, caught 11 passes for 91 yards and was selected to *Pro Football Weekly's* All-Rookie team. At Buffalo (9/26), he made his first NFL reception on a 14-yard catch and finished the game with two catches for 22 yards. He had four receptions for 27 yards at Miami (10/24), and accounted for a two-point conversion on a reception from Donovan McNabb vs. Washington (11/14).

**COLLEGE:** Weaver, who began his career at Oregon as a walk-on, earned a starting spot by the time his senior season rolled around. In his collegiate career, he caught 43 passes for 681 yards and six touchdowns. As senior, Weaver grabbed 39 passes for 623 yards with five touchdowns, and was a second-team All-Pac-10 selection. He earned a degree in environmental studies and anthropology.

**PERSONAL:** Weaver earned all-league honors in football and baseball at Redmond (Ore.) High and was a third-team all-state choice as a pitcher his senior year. An outdoorsman, he enjoys hunting, fishing and golf. Weaver also worked in the community by building houses for Habitat for Humanity while in San Francisco. He resides in Pembroke Pines, Fla., and Redmond, Ore. His cousins—Jeff Weaver, a pitcher for the Los Angeles Dodgers, and Jered Weaver, a 2004 first-round selection (pitcher) by the Anaheim Angels—play professional baseball. His brother, Dan, also played college football at Oregon. Timothy Jed Weaver was born Aug. 11, 1976, in Redmond, Ore.

#### WEAVER'S REGULAR SEASON RECORD

Year	Club	G	S	No.	RECEIVING			LG	TD	TD	TDr	SCORING			2pt.	Pts.
					Yds.	Avg.	Yds.					Tdp	TDr	Yds		
1999	Philadelphia	16	10	11	91	8.3	14	0	0	0	0	0	0	0	1	2
2000	Miami	16	0	10	179	17.9	41	0	0	0	0	0	0	0	0	0
2001	Miami	16	7	18	215	11.9	27	2	2	0	2	0	0	0	0	12
2002	Miami	16	4	6	75	12.5	25	3	3	0	3	0	0	0	0	18
2003	San Fran.	16	15	35	437	12.5	30	1	1	0	1	0	1	0	0	6
<b>CAREER TOTALS</b>		<b>80</b>	<b>36</b>	<b>80</b>	<b>997</b>	<b>12.4</b>	<b>41</b>	<b>6</b>	<b>6</b>	<b>0</b>	<b>6</b>	<b>0</b>	<b>0</b>	<b>1</b>	<b>38</b>	

**ADDITIONAL STATISTICS:** Special teams tackles – 2002 (3), 2003 (2), TOTAL (5). Returned one kickoff for 15 yards in 2000.

#### WEAVER'S POSTSEASON RECORD

Year	Club	G	S	No.	RECEIVING			LG	TD	TD	TDr	SCORING			2pt.	Pts.
					Yds.	Avg.	Yds.					Tdp	TDr	Yds		
2000	Miami	2	0	1	9	9.0	9t	1	1	0	1	0	0	0	0	6
2001	Miami	1	1	2	22	11.0	20	0	0	0	0	0	0	0	0	0
<b>CAREER TOTAL</b>		<b>3</b>	<b>1</b>	<b>3</b>	<b>31</b>	<b>10.3</b>	<b>20</b>	<b>1</b>	<b>1</b>	<b>0</b>	<b>1</b>	<b>0</b>	<b>0</b>	<b>0</b>	<b>0</b>	<b>6</b>



## WEAVER'S SINGLE GAME HIGHS

(Postseason in parenthesis)

**Most receptions** — 5 at New England, 12/24/00 (2 vs. Baltimore, 1/13/02). **Most receiving yards** — 76 vs. Arizona, 12/7/03 (22 vs. Baltimore, 1/13/02). **Longest reception** — 41 vs. Baltimore, 9/17/00 (20 vs. Baltimore, 1/13/02). **Most Touchdown Receptions** — 1 six times; last, vs. Seattle, 12/27/03 (1 vs. Indianapolis, 12/30/00).



## AL WILSON

6-0 • 240 • 6TH YR. • TENNESSEE

BORN: June 21, 1977, in Jackson, Tenn.

HIGH SCHOOL: Central Merry High School, Jackson, Tenn.

ACQUIRED: Draft #1 (31st overall), 1999

PRO YEAR: 6th • YEAR WITH BRONCOS: 6th

NFL GAMES PLAYED/STARTED: 79/73 • POSTSEASON: 2/2

56

LINEBACKER

**A**l Wilson has been selected to three consecutive Pro Bowls and will be the emotional leader of an upgraded Broncos defense that added Champ Bailey and John Lynch in the off-season. Developing a reputation for his hard-hitting style and relentless pursuit of ball-carriers, Wilson has rapidly emerged as one of the best linebackers in the NFL during his five seasons in Denver. Voted a defensive captain by his teammates in 2003, Wilson started all 16 games at middle linebacker and led the team in tackles for the second consecutive year with 128 (99 solo), including one sack. He recorded double-figures in tackles in six games, and his seven pass deflections were fourth most on the team. As a result of his success on the field, Wilson was selected to represent the AFC in the Pro Bowl as its "need player" in 2003. His strong performance last year followed up an impressive 2002 Pro Bowl campaign during which his 199 tackles (158 solo) ranked seventh all-time on Denver's all-time single-season list and were the highest total for a Bronco since Randy Gradishar posted 224 in 1983. Wilson burst onto the scene as a rookie in 1999, assuming a starting role in week three when John Mobley was placed on injured reserve, and finished the season third in tackles with 88 (70 solo). For his career, Wilson has played in 79 games (73 starts), registering 647 tackles (498 solo), 15 sacks (-97) and three interceptions. Before joining the Broncos, Wilson helped lead Tennessee to a 13-0 record and a National Championship as a senior. He was honored with a first-team All-Southeastern Conference selection, and the *Football News* tabbed him a second-team All-American during his final year of college. The Broncos selected Wilson in first round (31st overall) of the 1999 NFL Draft.

**2003:** Wilson—voted defensive captain by his teammates, and chosen to play in the Pro Bowl as the AFC "need player," making his third consecutive appearance in Honolulu—started all 16 games at middle linebacker and led the team in tackles for the second year in a row, with 128 (99 solo), including one sack (-5), and added two fumble recoveries and seven pass deflections, fourth most on the team. He recorded double figures in tackles in six games and registered 11 games total in which he made at least eight stops. In the opener at Cin. (9/7), Wilson recorded a team-high 10 tackles (9 solo) and one pass deflection. At S.D. (9/14), he led the team again with nine tackles (7 solo) and one pass deflection. Versus Oakland in Wk. 3 (9/22), he led the team with nine tackles (5 solo). Wilson led the team in tackles for the fourth consecutive game in Wk. 4 vs. Det. (9/28) when he registered a season-high 11 tackles (10 solo). In Wk. 5 at K.C. (10/5), he tallied nine tackles (5 solo) and a pass deflection, which came on a play downfield against Chiefs wide receiver Marc Boerigter, as he ran stride for stride with Boerigter. In Wk. 6 vs. Pit. (10/12), Wilson recorded a season-high 15 tackles (10 solo) to help lead a dominant Denver defensive performance. He recorded his first sack of the season in Wk. 8 at Balt. (10/26) when he sacked Kyle Boller (-5) on the Ravens first drive of the second half. Wilson finished the game with 12 tackles (11 solo), including the sack, and a pass break up. He added another 10 tackles (7 solo) vs. N.E. (11/3). Against S.D. (11/16), Wilson recorded two solo tackles, a pass deflection and his first fumble recovery of the year on a botched snap to Doug Flutie. He tallied another 10 tackles (6 solo) vs. Chi. (11/23), and a week later recovered his second fumble of the season at Oak. (11/30). Wilson recorded seven tackles (6 solo) vs. K.C. (12/7), including a half-sack of Chiefs quarterback Trent Green (-2.5). He made eight tackles (7 solo) and deflected a pass vs. Cle. (12/14). Wilson started at middle linebacker in the Broncos' AFC Wild Card game at Ind. (1/4) and recorded seven tackles (6 solo).

**2002:** Wilson—voted to his second consecutive Pro Bowl and named second-team All-NFL by *Football Digest*—played in all 16 games at middle linebacker and started 15. He led the team with a career-high 199 tackles (158 solo), including five sacks (-35) to tie his career high, as well as four passes defended, a forced fumble and two fumble recoveries. Wilson's 199 tackles rank seventh on Denver's all-time single-season list, and are the most by a Bronco since Randy Gradishar posted 224 in 1983. He posted double figures in tackles in 12 of the 16 games and had three sacks in a four-game stretch in mid-season. Wilson posted 16 tackles (14 solo) for the second consecutive week at Oak. (12/22) after recording his fifth sack of the season (-5) among his 16 stops (12 solo) at the Jets (12/8), getting to Chad Pennington for a 5-yd. loss. Wilson was not credited with a start at S.D. (12/1) but did play every snap after the first series and posted a career-high 21 tackles (18 solo), his second 20-tackle effort of the season. Versus Ind. (11/24), he recovered a Peyton Manning fumble, his second, in the 2nd qtr. which led to a Broncos touchdown. Wilson added his fourth sack of the season at Sea. (11/17), dropping Matt Hasselbeck for an 8-yd. loss. He posted his third sack of the season at N.E. (10/27) when he dropped Tom Brady for an 8-yd. loss among his 13 tackles (9 solo). He also forced a fumble in the game and posted his first two pass breakups of the season. Wilson had a then-career-high 20 tackles (17 solo) at K.C. (10/20), including a sack (-5) of Trent Green. He recovered his first fumble by Chargers' running back LaDainian Tomlinson in Wk. 5 (10/6), after it was stripped by Izell Reese. Wilson's first sack came in the opener vs. STL. (9/8) when he dropped Kurt Warner in the 3rd qtr. for a 9-yd. loss.

**2001:** Wilson—selected to play in the Pro Bowl for the first time in his career—started all 16 games at middle linebacker and ranked second on the team with a career-high 128 tackles (98 solo), including three sacks (-25), while also adding seven passes defended and a forced fumble. He was voted a co-defensive captain for the second half of the season, along with fellow linebacker John Mobley. They joined Bill Romanowski who was selected at the beginning of the year. Wilson made at least five tackles in every game of the season. Wilson posted 11 tackles (8 solo) in the season finale at Ind. (1/6)—his second-highest total of the season—and deflected one pass. He recorded his second nine-tackle performance in as many weeks vs. Sea. (12/9) to raise his season total to 102, topping the 100-tackle plateau for the second year in a row. Wilson posted nine tackles (8 solo) at Mia. (12/2) after recording a team-high seven stops at Dal. (11/22), with one pass defended. He had nine tackles vs. Wash. (11/18) while forcing one fumble and knocking down one pass. Versus S.D. (11/11), he led the team for the second week in a row, registering seven tackles (6 solo) to go along with a pass breakup, following an eight-tackle (6 solo) effort on Monday Night Football at Oak. (11/5). At S.D. (10/21) Wilson tallied nine tackles (7 solo), including one sack of Doug Flutie for a loss of 7 yds. He made a season high 14 tackles at Sea. (10/14), including one tackle for a loss. In Wk. 4 vs. K.C. (10/7) Wilson registered four tackles and a sack of Trent Green for 10 yds. His first sack came in Wk. 2 at Ariz. (9/23), as he dropped Jake Plummer for a loss of 8 yds. Wilson posted eight tackles (6 solo) in the season opener vs. the Giants (9/10).

**2000:** Wilson played in 15 games and started 14 at middle linebacker, ranking fourth on the team with a career-high 104 tackles (73 solo), including a career-high five sacks (-31) while also adding one forced fumble, six passes defended and three interceptions. He posted a career-high 15 tackles at K.C. (12/17) for his first career double-digit tackle effort. Wilson's third interception of the season came vs. Sea. (12/10) and was returned 20 yds. to the Seahawks' 7-yd. line to set up Denver's first touchdown in a 31-24 win. He raised his sack total to five when he dropped San Diego's Ryan Leaf for a 6-yd. loss (11/19) in Denver's 38-37 win. Wilson posted a sack in back-to-back games when he dropped Cincinnati's Scott Mitchell for a 9-yd. loss in Week 8. A week earlier vs. Cleve. (10/15), he sacked Tim Couch for an 11-yd. loss. Wilson raised his season sack total to 2 by sharing a sack of Drew Bledsoe with Trevor Pryce vs. N.E. (10/1). He returned to action in Wk. 3 at Oak. (9/17) after missing a game (vs. Atl., 9/10) with a dislocated shoulder and posted six tackles (4 solo), including 1.5 sacks (-5) of Raiders QB Rich Gannon. He also forced a fumble in the game. Wilson started at middle linebacker in the opener at St. Louis (9/4) and was spectacular, posting his first two career interceptions. His first came at the Denver 7-yd. line with St. Louis threatening, and his second came in the end zone early in the 4th qtr. as he ran stride-for-stride with Marshall Faulk and held perfect position. Wilson also added four tackles (3 solo). He dislocated his left shoulder in the contest and was inactive for Denver's Week 2 contest vs. Atlanta (9/10). Wilson did not start but played the entire Cleve. game (10/15) because the Broncos opened the game in a nickel defensive package. Wilson started at middle linebacker in the AFC Wild Card Game at Balt. (12/31) and posted six tackles (4 solo) in his first postseason game.

**1999:** Wilson played in all 16 games and started 12, ranking third on the team in tackles with 88 (70 solo), including one sack (-1), as well as six passes defended, a forced fumble and two fumble recoveries. He also has three special teams tackles. Wilson moved into a starting role at middle linebacker in Week 3 after John Mobley was placed on injured reserve. He played the full game but did not start vs. the Jets (10/3) and Seattle (12/19) because the Broncos opened both games with an extra defen-



sive back (Chris Watson/Tory James). After Mobley's injury in Week 2, Glenn Cadrez moved from the middle to fill Mobley's weakside spot, opening the door for Wilson. Wilson played primarily in goal-line situations and on special teams in the season-opener vs. Miami (9/13), but saw extensive action at middle linebacker at K.C. (9/19) after Mobley left the game in the 1st qtr, and posted nine tackles (8 solo). Wilson put together the finest all-around game of his young career at Oakland (10/10), matching his previous high-tackle total with 9 (8 solo), and adding a sack, a forced fumble and a pass defended. He tied his career high again at New England (10/24) with nine stops (5 solo). Wilson recovered his first NFL fumble at San Diego (11/7), at the Chargers' 31-yd. line to set up a Broncos touchdown. His second fumble recovery came vs. Seattle (12/19) and set up a Broncos field goal after a Ma Tanuvasa sack of Jon Kitna, which produced the fumble.

**COLLEGE:** Wilson was a four-year letterwinner and three-year starter at Tennessee, where he was team captain as a senior, helping lead the Volunteers to a 13-0 record and the National Championship. Starting at middle linebacker he recorded 77 tackles (54 solos) with four sacks (-41) and six stops for losses (-7). Wilson was a second-team All-America selection by *Football News*, American Football Coaches Association and the Football Writers Association and was a first-team All-Southeastern Conference pick. He was an Associated Press second-team All-SEC selection as a junior, starting at left outside linebacker and also calling the defensive signals. Wilson also started at left outside linebacker as a sophomore. He majored in educational business training.

**PERSONAL:** Wilson was a *Blue Chip Illustrated*, *SuperPrep* and *Prep Football Report* All-America selection at Central Merry High School in Jackson, Tenn., as well as all-state and West Tennessee Player of the Year by the Lawrenceburg Quarterback Club. He recorded 163 tackles with three forced fumbles as a linebacker and rushed for 1,160 yards with 15 touchdowns his senior year. He rushed for more than 1,000 yards in each of his three years on offense — two at tailback and one at quarterback. Wilson was a three-year starter for a team that reached the playoffs in his junior and senior seasons. He also participated in basketball and track. Aldra Kauwa Wilson was born June 21, 1977, in Jackson, Tenn. He has a son, Carrington Demond Wilson (6), and resides in Aurora, Colo.

#### WILSON'S REGULAR SEASON RECORD

Year	Club	G	S	UT	A	TT	S-Yds.	I-Yds.	PD	FF	FR	TD-Int.	TD-FR	S	Pts.
1999	Denver	16	12	70	18	88	1-1	0-0	6	1	2	0	0	0	0
2000	Denver	15	14	73	31	104	5-31	3-21	6	1	0	0	0	0	0
2001	Denver	16	16	98	30	128	3-25	0-0	7	1	0	0	0	0	0
2002	Denver	16	15	158	41	199	5-35	0-0	4	1	2	0	0	0	0
2003	Denver	16	16	99	29	128	1-5	0-0	7	0	2	0	0	0	0
<b>CAREER TOTAL</b>		<b>79</b>	<b>73</b>	<b>498</b>	<b>149</b>	<b>647</b>	<b>15-97</b>	<b>3-21</b>	<b>30</b>	<b>4</b>	<b>6</b>	<b>0</b>	<b>0</b>	<b>0</b>	<b>0</b>

**ADDITIONAL STATISTICS:** Special teams tackles — 1999 (3), 2000 (1), TOTAL (4).

#### WILSON'S POSTSEASON RECORD

Year	Club	G	S	UT	A	TT	S-Yds.	I-Yds.	PD	FF	FR	TD-Int.	TD-FR	S	Pts.
2000	Denver	1	1	4	2	6	0-0	0-0	0	0	0	0	0	0	0
2003	Denver	1	1	6	1	7	0-0	0-0	0	0	0	0	0	0	0
<b>CAREER TOTALS</b>		<b>2</b>	<b>2</b>	<b>10</b>	<b>3</b>	<b>13</b>	<b>0-0</b>	<b>0-0</b>	<b>0</b>	<b>0</b>	<b>0</b>	<b>0</b>	<b>0</b>	<b>0</b>	<b>0</b>

#### AL WILSON CAREER GAME-BY-GAME

(Based on official coaches statistics. Denver victories asterisked)

1999	TACKLES														
Date	Opponent	P/S	UT	A	TT	S-Yds.	I-Yds.	PD	FF	FR					
Sep 13	vs. Miami	P	2	0	2	0-0	0-0	0	0	0					
Sep 19	at Kansas City	S	8	1	9	0-0	0-0	0	0	0					
Sep 26	at Tampa Bay	S	4	3	7	0-0	0-0	0	0	0					
Oct 3	vs. New York Jets	P	3	1	4	0-0	0-0	0	0	0					
Oct 10	at Oakland*	S	8	1	9	1-1	0-0	1	1	0					
Oct 17	vs. Green Bay*	S	2	0	2	0-0	0-0	1	0	0					
Oct 24	at New England	S	5	4	9	0-0	0-0	0	0	0					
Oct 31	vs. Minnesota	S	6	0	6	0-0	0-0	1	0	0					
Nov 7	at San Diego*	S	7	1	8	0-0	0-0	1	0	1					
Nov 14	at Seattle	S	6	0	6	0-0	0-0	0	0	0					
Nov 22	vs. Oakland*	S	4	1	5	0-0	0-0	2	0	0					
Dec 5	vs. Kansas City	S	4	4	8	0-0	0-0	0	0	0					
Dec 13	at Jacksonville	S	2	0	2	0-0	0-0	0	0	0					
Dec 19	vs. Seattle*	P	2	0	2	0-0	0-0	0	0	1					
Dec 25	at Detroit*	S	3	0	3	0-0	0-0	0	0	0					
Jan 2	vs. San Diego	S	4	2	6	0-0	0-0	0	0	0					
<b>1999 Regular Season Totals</b>			<b>16/12</b>	<b>70</b>	<b>18</b>	<b>88</b>	<b>1-1</b>	<b>0-0</b>	<b>6</b>	<b>1</b>	<b>2</b>				

2000	TACKLES														
Date	Opponent	P/S	UT	A	TT	S-Yds.	I-Yds.	PD	FF	FR					
Sep 4	at St. Louis	S	3	1	4	0-0	2-1	0	0	0					
Sep 10	vs. Atlanta*														
Sep 17	at Oakland*	S	4	2	6	1-5	0-0	0	1	0					
Sep 24	vs. Kansas City	S	4	2	6	0-0	0-0	2	0	0					
Oct 1	vs. New England	S	5	4	9	0-0	0-0	1	0	0					
Oct 8	at San Diego*	S	4	3	7	0-0	0-0	0	0	0					
Oct 15	vs. Cleveland*	P	4	1	5	1-11	0-0	0	0	0					
Oct 22	at Cincinnati	S	5	1	6	1-9	0-0	1	0	0					
Nov 5	at New York Jets*	S	7	1	8	0-0	0-0	0	0	0					
Nov 13	vs. Oakland*	S	8	0	8	0-0	0-0	0	0	0					
Nov 19	vs. San Diego*	S	5	3	8	1-6	0-0	0	0	0					
Nov 26	at Seattle*	S	3	3	6	0-0	0-0	0	0	0					
Dec 3	at New Orleans*	S	2	1	3	0-0	0-0	0	0	0					
Dec 10	vs. Seattle*	S	5	3	8	0-0	1-20	1	0	0					
Dec 17	at Kansas City	S	11	4	15	0-0	0-0	0	0	0					
Dec 23	vs. San Francisco*	S	3	2	5	0-0	0-0	1	0	0					
<b>2000 Regular Season Totals</b>			<b>15/14</b>	<b>73</b>	<b>31</b>	<b>104</b>	<b>5-31</b>	<b>3-21</b>	<b>6</b>	<b>1</b>	<b>0</b>				
Dec 31	at Baltimore†	S	4	2	6	0-0	0-0	0	0	0					


2000 Postseason Totals			1/1	4	2	6	0-0	0-0	0	0	0				
†AFC Wild Card Playoff Game															

2001	TACKLES														
Date	Opponent	P/S	UT	A	TT	S-Yds.	I-Yds.	PD	FF	FR					
Sep 10	vs. New York Giants*	S	6	2	8	0-0	0-0	0	0	0					
Sep 23	at Arizona*	S	4	1	5	1-8	0-0	0	0	0					
Sep 30	vs. Baltimore	S	6	0	6	0-0	0-0	0	0	0					
Oct 7	vs. Kansas City*	S	4	0	4	1-10	0-0	1	0	0					
Oct 14	at Seattle	S	11	3	14	0-0	0-0	0	0	0					
Oct 21	at San Diego	S	7	2	9	1-7	0-0	0	0	0					
Oct 28	vs. New England*	S	5	2	7	0-0	0-0	1	0	0					
Nov 5	at Oakland*	S	6	2	8	0-0	0-0	0	0	0					
Nov 11	vs. San Diego*	S	6	1	7	0-0	0-0	1	0	0					
Nov 18	vs. Washington	S	5	4	9	0-0	0-0	1	1	0					
Nov 22	at Dallas*	S	5	2	7	0-0	0-0	1	0	0					
Dec 2	at Miami	S	8	1	9	0-0	0-0	0	0	0					
Dec 9	vs. Seattle*	S	5	4	9	0-0	0-0	0	0	0					
Dec 16	at Kansas City	S	6	1	7	0-0	0-0	1	0	0					
Dec 30	vs. Oakland*	S	6	2	8	0-0	0-0	1	0	0					
Jan 6	at Indianapolis	S	8	3	11	0-0	0-0	1	0	0					
<b>2001 Regular Season Totals</b>			<b>16/16</b>	<b>98</b>	<b>30</b>	<b>128</b>	<b>3-25</b>	<b>0-0</b>	<b>7</b>	<b>1</b>	<b>0</b>				

2002	TACKLES														
Date	Opponent	P/S	UT	A	TT	S-Yds.	I-Yds.	PD	FF	FR					
Sep 8	vs. St. Louis*	S	11	1	12	1-9	0-0	0	0	0					
Sep 15	at San Francisco*	S	9	2	11	0-0	0-0	0	0	0					
Sep 22	vs. Buffalo*	S	7	3	10	0-0	0-0	0	0	0					
Sep 30	at Baltimore	S	8	3	11	0-0	0-0	0	0	0					
Oct 6	vs. San Diego*	S	5	3	8	0-0	0-0	0	0	1					
Oct 13	vs. Miami	S	10	2	12	0-0	0-0	0	0	0					
Oct 20	at Kansas City*	S	17	3	20	1-5	0-0	0	0	0					
Oct 27	at New England*	S	9	4	13	1-8	0-0	2	1	0					
Nov 11	vs. Oakland	S	7	1	8	0-0	0-0	0	0	0					
Nov 17	at Seattle*	S	7	2	9	1-8	0-0	0	0	0					
Nov 24	vs. Indianapolis	S	9	2	11	0-0	0-0	0	0	1					
Dec 1	at San Diego	P	18	3	21	0-0	0-0	0	0	0					
Dec 8	at New York Jets	S	7	2	9	1-5	0-0	1	0	0					
Dec 15	vs. Kansas City*	S	12	4	16	0-0	0-0	0	0	0					
Dec 22	at Oakland	S	14	2	16	0-0	0-0	0	0	0					
Dec 29	vs. Arizona*	S	8	4	12	0-0	0-0	1	0	0					
<b>2002 Regular Season Totals</b>			<b>16/15</b>	<b>158</b>	<b>41</b>	<b>199</b>	<b>5-35</b>	<b>0-0</b>	<b>4</b>	<b>1</b>	<b>2</b>				

2002 Regular Season Totals		16/15	158	41	199	5-35	0-0	4	1	2
2003		TACKLES								
Date	Opponent	P/S	UT	A	TT	S-Yds.	I-Yds	PD	FF	FR
Sep 7	at Cincinnati*	S	9	1	10	0-0	0-0	1	0	0
Sep 14	at San Diego*	S	7	2	9	0-0	0-0	1	0	0
Sep 21	vs. Oakland*	S	5	4	9	0-0	0-0	0	0	0
Sep 28	vs. Detroit*	S	10	1	11	0-0	0-0	0	0	0
Oct 5	at Kansas City	S	5	4	9	0-0	0-0	2	0	0
Oct 12	vs. Pittsburgh*	S	10	5	15	0-0	0-0	0	0	0
Oct 19	at Minnesota	S	7	1	8	0-0	0-0	0	0	0
Oct 26	at Baltimore	S	11	1	12	1-5	0-0	1	0	0
Nov 3	vs. New England	S	7	3	10	0-0	0-0	0	0	0
Nov 16	vs. San Diego*	S	2	0	2	0-0	0-0	1	0	1
Nov 23	vs. Chicago*	S	6	4	10	0-0	0-0	0	0	0
Nov 30	at Oakland*	S	2	1	3	0-0	0-0	0	0	1
Dec 7	vs. Kansas City*	S	6	0	6	0-0	0-0	0	0	0
Dec 14	vs. Cleveland	S	7	1	8	0-0	0-0	1	0	0
Dec 21	at Indianapolis*	S	2	0	2	0-0	0-0	0	0	0
Dec 28	at Green Bay	S	3	1	4	0-0	0-0	0	0	0





## CHRIS YOUNG

6-0 • 210 • 2ND YR. • GEORGIA TECH

**BORN:** Jan. 23, 1980, in Senoia, Ga.

**HIGH SCHOOL:** East Coweta High School, Sharpsburg, Ga.

**ACQUIRED:** Draft #7 (228th overall), 2002

**PRO YEAR:** 2nd • **YEAR WITH BRONCOS:** 2nd

**NFL GAMES PLAYED/STARTED:** 11/0 • **POSTSEASON:** 1/0

# 32

**SAFETY**

Chris Young looks to make the Broncos' 2004 roster using some of the experience he picked up as a reserve for the squad last season. He saw action on special teams in 11 games in 2003, recording four tackles, and played sparingly on defense. Young, who will enter his third training camp with the Broncos, spent the 2002 season on the team's practice squad. He followed that up with a solid performance in NFL Europe as a member of the Frankfurt Galaxy. Previously, he was a team-captain and three-year starter at Georgia Tech, where he had a stretch of 35 consecutive starts for the Yellow Jackets. Although he started his collegiate career as a safety, he converted to cornerback midway through his junior season. The Broncos selected Young in the seventh round (228th overall) of the 2002 NFL Draft.

**2003:** Young saw action on special teams in 11 games and made four tackles while also seeing some action on defense. He was declared inactive in Wk. 3 vs. Oak. (9/22), Wk. 12 vs. Chi. (11/23), Wk. 13 at Oak. (11/30), Wk. 15 vs. Cle. (12/14) and Wk. 16 at Ind. (12/21). Young recorded his first career special teams tackle in Wk. 2 at S.D. (9/14). In Wk. 5 at K.C. (10/5), Young saw his first action from scrimmage, replacing injured S Nick Ferguson for one play. In Wk. 6 vs. Pit. (10/12), he recorded two special teams tackles and followed with another special teams stop a week later at Min. (10/19). In the final game of the season at G.B. (12/28), Young saw his first action on defense and recorded the first tackle of his career. He played on special teams in the Broncos' AFC Wild Card game at Ind. (1/4) and made one tackle.

**2002:** Young—Denver's seventh-round selection (228th overall) in the 2002 NFL Draft—spent the season on the practice squad. Following that season, he spent the offseason playing for the Frankfurt Galaxy in NFL Europe.

**COLLEGE:** A three-year starter at Georgia Tech, Young started 35 consecutive games, beginning with the final game of his true freshman season. Also a team captain, Young finished his career ranked 10th among all-time Georgia Tech defensive backs in career tackles with 219 (154 solo). His statistics also included four interceptions, five sacks (-47), nine tackles for loss (-47), two forced fumbles, three fumble recoveries and 26 pass deflections. Young began his career as a strong safety but switched to cornerback midway through his junior season and remained at the position for the rest of his career.

**PERSONAL:** Young was rated one of the Top-20 wide receivers in the Southeast by *Prep Star* at East Coweta High School in Sharpsburg, Ga. As a senior he recorded 102 solo tackles, 45 assists, one interception and four forced fumbles—one of which he returned for a touchdown—to earn all-area and all-region honors. Young also rushed for 252 yards on 36 carries and three scores and had 10 receptions for 180 yards and three more touchdowns, en route to team MVP honors. Christopher Lamont Young was born Jan. 23, 1980, in Senoia, Ga.

### YOUNG'S REGULAR SEASON RECORD


Year	Club	G	S	UT	A	TT	S-Yds.	I-Yds.	PD	FF	FR	TD-Int.	TD-FR	S	Pts.
2002	Denver														
2003	Denver	11	0	1	0	1	0-0	0-0	0	0	0	0	0	0	0
<b>CAREER TOTAL</b>		<b>11</b>	<b>0</b>	<b>1</b>	<b>0</b>	<b>1</b>	<b>0-0</b>	<b>0-0</b>	<b>0</b>	<b>0</b>	<b>0</b>	<b>0</b>	<b>0</b>	<b>0</b>	<b>0</b>

**ADDITIONAL STATISTICS:** Special teams tackles – 2003 (4).

### YOUNG'S POSTSEASON RECORD

Year	Club	G	S	UT	A	TT	S-Yds.	I-Yds.	PD	FF	FR	TD-Int.	TD-FR	S	Pts.
2003	Denver	1	0												


**ADDITIONAL STATISTICS:** Special teams tackles – 2003 (1).





## 2004 DENVER BRONCOS DRAFT CHOICES BY ROUND

Rd.	Choice	Player	Pos.	Ht.	Wt.	School
1	17	D.J. Williams	LB	6-1	242	Miami
2a	41	Tatum Bell	RB	5-11	213	Oklahoma State
2b	54	Darius Watts	WR	6-2	188	Marshall
3	85	Jeremy LeSueur	CB	6-0	197	Michigan
5	152	Jeff Shoate	CB	5-11	189	San Diego State
6a	171	Triandos Luke	WR	5-11	191	Alabama
6b	190	Josh Sewell	C	6-2	300	Nebraska
7a	225	Matt Mauck	QB	6-1	213	Louisiana State
7b	247	Brandon Miree	RB	5-11	237	Pittsburgh
7c	250	Bradlee Van Pelt	QB	6-2	223	Colorado State



## D.J. WILLIAMS

6-1 • 242 • MIAMI

BORN: July 20, 1982, in Pittsburg, Calif.

HIGH SCHOOL: De La Salle High School, Concord, Calif.

RESIDES: Pittsburg, Calif.

DRAFTED: First Round (17th overall)

52

LINEBACKER

D.J. Williams, a three-year starter at Miami, was Denver's first-round draft choice (17th overall) and will come into 2004 with the opportunity to earn a starting role at linebacker. In 47 games (34 starts) for the Hurricanes, he posted 241 tackles (124 solo), 10 sacks for -58 yards, 28 stops for losses of 92 yards, five quarterback pressures, four forced fumbles, a fumble recovery and 10 pass deflections. Starting his collegiate career as a fullback and adding a few rushes the next three years, Williams rushed 18 times for 142 yards (7.9), a pair of touchdowns and caught 12 passes for 143 yards (11.9). As a senior in 2003, he finished the year as a semifinalist for the Butkus Award, given to the nation's premier linebacker and was an All-American Dream Team selection by *The NFL Draft Report*. He also earned third-team national honors from the Associated Press and was an All-Big East Conference first-team choice. Williams is a well-built athlete with great agility and game speed, showing an explosive burst toward the ball. He plays with exceptional balance, has good strength and is a quick learner who had to adjust to a variety of positions. He came to Miami with great credentials, as he earned *USA Today* Defensive Player of the Year honors and was regarded as the top defensive player in the nation at De La Salle (Concord, Calif.) High School, one of the nation's premier high school football programs.

**2003:** Williams, after starting the entire season at outside linebacker, finished the year as a semifinalist for the Butkus Award, given to the nation's premier linebacker, and was an All-American Dream Team selection by *The NFL Draft Report*. He also earned third-team national honors from the Associated Press, and was an All-Big East Conference first-team choice. Williams finished second on the team with 82 tackles (44 solo) and tied for the team-lead with six sacks (-33 yards). He added eight stops for losses of 41 yards, a pair of quarterback pressures, one forced fumble and one fumble recovered. Williams also saw action on special teams, rushing twice out of fake punt formations, gaining 92 yards (46.0) with a touchdown. Against Louisiana Tech in the season opener, he got off to an explosive start, picking up a fumbled handoff by QB Ralph Davis, and returning it 78 yards for a touchdown. He sacked QB Chris Leak for a 6-yard loss and posted five tackles vs. Florida, and followed that with eight tackles against East Carolina. Against West Virginia, he had seven tackles, and along the way, brought down tailback Quincy Wilson for a 3-yard loss. Williams posted eight tackles (4 solo) vs. Florida State and was credited with a pair of pressures and a pass defended. He also caused a fumble when he stripped the ball from QB Chris Rix that was recovered by Miami's Thomas Carroll, setting up a 19-yard field goal in the third quarter. Against Temple, Williams took a direct snap on a fake punt (4th-and-1) and burst up the middle and brought the crowd to its feet as he went airborne to hurl over punt returner Zamir Cobb at the Miami 25-yard line and then raced untouched into the end zone for a 61-yard touchdown. He regis-

tered nine tackles (5 solo) against Tennessee and followed that with eight tackles (5 solo) at Rutgers. In the Orange Bowl vs. Florida State, Williams closed out his career with five tackles, a 7-yard sack, and on a 4th-and-1 play at the Miami 32-yard line, took a fake and rushed for a 31-yard gain.

**2002:** Williams, who lined up at weak-side linebacker where he started 12 games, was an All-Big East Conference first-team selection and a semi-finalist for the Butkus Award. He produced a career-high 108 tackles (55 solo) with four sacks (-25 yards) and 16 stops for a loss (-45 yards), while causing two fumbles and eight passes defended. In the season opener vs. Florida A&M, Williams sacked QB Marquel Blackwell for a 5-yard loss, brought down the QB two more times on draw plays and made four tackles (3 solo). Against Florida, he had nine tackles, then registered nine tackles against Boston College. He also caused fumble in that game, when he stripped tailback Derrick Knight on a reception, and teammate Jonathan Vilma scooped the ball up and returned it 2 yards for a touchdown. Williams followed that effort with seven tackles and a pair of stops behind the line of scrimmage, adding two passes defended against Connecticut. He was credited with a career-high 16 tackles (7 solo) against Florida State, and totaled 12 tackles (8 solo) vs. West Virginia. Williams matched his career-high with a 16-tackle performance, twice sacking QB Rod Rutherford for -14 yards vs. Pittsburgh. He also brought down Rutherford again on a quarterback draw, causing a fumble that was recovered by Miami. For his efforts, he earned Big East Player-of-the-Week honors. In the Fiesta Bowl vs. Ohio State, Williams was in on eight tackles and posted one pass defended.

**2001:** Williams played in every game (11) while starting nine at linebacker and recorded 51 tackles (25 solo) with four stops for losses of 6 yards, a forced fumble and three quarterback pressures. In his first game as a linebacker against Penn State, he posted 10 tackles (4 solo) and followed that up with five tackles and a stop behind the line of scrimmage in each game against Rutgers and Temple. Williams had five more tackles against Boston College, including stopping tailback Derrick Knight twice for -4 yards. Against Syracuse, he registered a season-high seven tackles (4 solo), and in the Rose Bowl against Nebraska, totaled four tackles (3 solo) and had a sack on QB Eric Crouch for a 10-yard loss, causing a fumble on that play.

**2000:** Williams, a freshman All-American honorable mention by Rivals.com, appeared in 10 games as a reserve fullback. He carried the ball 16 times for 50 yards (3.1) and one touchdown and also caught 12 passes for 143 yards (11.9) and a score. Against West Virginia, Williams made three catches for 54 yards but suffered a hip pointer that would force him to miss the Rutgers game. He scored on a 17-yard reception against Temple, and rushed three times for 16 yards and a 1-yard touchdown, adding 13 yards on three catches vs. Florida State. Against Florida in the Sugar Bowl, he scored the go-ahead touchdown on a 19-yard catch in the third quarter.

**HIGH SCHOOL:** Williams earned *USA Today* Defensive Player of the Year honors and was regarded as the top defensive player in the nation at De La Salle High School. He was rated as the top player in the nation by *Super Prep*, as well as the No. 1 prospect on the Far West Team. Williams was listed as the National Defensive MVP, Western Region MVP and No. 1 linebacker on *Prep Star's* 1999 Top 100 Dream Team. A *Super Prep* All-American, he was a member of the California state championship team and part of a program that recorded a national record 100 consecutive wins. He recorded 130 tackles (87 solo), six sacks, five forced fumbles, three fumbles recovered, and rushed for 1,974 yards. In addition, Williams broke the school record for touchdowns in a season with 42 (33 rushing, five receiving, three punt return and one kickoff return).


**PERSONAL:** Born July 20, 1982, he is the son of Sherri Gonzalez and Genos D. Williams, Sr. A liberal arts major at Miami, he resides in Pittsburg, Calif.

## WILLIAMS' COLLEGIATE RECORD — MIAMI

Year	G	S	UT	A	TT	S-Yds.	I-Yds.	PD	FF	FR	TD-Int.	TD-FR	S	Pts.
2000	10	0	0	0	0	0-0	0-0	0	0	0	0	0	0	0
2001	11	9	25	26	51	0-0	0-0	0	1	0	0	0	0	0
2002	13	12	55	53	108	4-25	0-0	8	2	0	0	0	0	0
2003	13	13	44	38	82	6-33	0-0	3	1	1	0	1	0	6
<b>CAREER TOTALS</b>	<b>47</b>	<b>34</b>	<b>124</b>	<b>117</b>	<b>241</b>	<b>10-58</b>	<b>0-0</b>	<b>11</b>	<b>4</b>	<b>1</b>	<b>0</b>	<b>1</b>	<b>0</b>	<b>6</b>

**ADDITIONAL STATISTICS:** Played fullback as a freshman, rushing 16 times for 50 yards (3.1) and one touchdown. Also caught 12 passes for 143 yards (11.9) and a touchdown. In 2003, rushed twice for 92 yards and one touchdown. CAREER: 18 rushes for 142 yards (7.9) and two touchdowns.



**TATUM BELL****5-II • 213 • OKLAHOMA STATE****BORN:** March 2, 1981, in Dallas, Texas**HIGH SCHOOL:** DeSoto High School, DeSoto, Texas**RESIDES:** DeSoto, Texas**DRAFTED:** Second Round (41st overall)**26****RUNNING BACK**

Tatum Bell, a fine combination of size, strength and speed, comes to the Broncos as the team's first of two second round selections (41st overall) in the 2004 NFL Draft. With the departure of Clinton Portis (in a trade to Washington for four-time Pro Bowl cornerback Champ Bailey), Bell has the opportunity to compete for a starting role during his rookie campaign. A three-year starter at Oklahoma State, Bell rushed 634 times for 3,409 yards (5.4) and 34 touchdowns in 41 career games (29 starts). He added 258 yards and a pair of touchdowns on 36 receptions (7.2). Bell's 3,409 rushing yards rank sixth in school history, and the 216 points he scored during his career ranks seventh on the school's career list. Bell leaves OSU ranked sixth on the Big-12 Conference's all-time career rushing list, fifth in touchdowns and sixth in carries. Additionally, he joined Terry Miller, Thurman Thomas and David Thompson as the only players in school history to rush for more than 1,000 yards in a season twice in a career.

**2003:** A unanimous All-Big 12 first-team selection, Bell led Oklahoma St. with a career-high 1,286 yards (6.0 avg) on 213 carries and 16 touchdowns. His 2003 rushing total ranks 10th on the school's season-record list and his 16 touchdowns at OSU are topped only by Thurman Thomas (17 in 1987) and Terry Miller (19 in 1976). Additionally, he scored 96 points, which ranks fourth in OSU's all-time record book. Against Wyoming, he rolled up 215 yards on 21 attempts and three touchdowns, and posted a huge day scoring vs. Southwest Missouri when he rushed for three touchdowns and 134 yards. Bell rushed for 143 yards on 28 carries vs. Kansas State, with two touchdowns. The next week against Texas Tech, he posted a career-high 238 yards on 28 carries with three touchdowns. The 238 yards rank 14th in school history and was the most by a Cowboys' running back since David Thompson totaled 321 yards vs. Baylor in 1996. Against Texas A&M, Bell rushed for 196 yards on 29 attempts and three touchdowns and carried 22 times for 122 yards against Oklahoma. Feeling the effects of an ankle injury that forced him to miss the final two regular season games, Bell came back with 46 rushing yards on 14 carries and a touchdown in the Cotton Bowl vs. Mississippi.

**2002:** Bell was an All-Big 12 second-team selection by the league's coaches after playing in 11 games, leading the team with 1,096 yards and 11 touchdowns on 175 carries (6.3). He added four receptions for 59 yards (14.8) and a pair of touchdowns, and on the year, scored 78 total points. Bell played sparingly in the first three contests, including missing the season opener with an ankle sprain. His first significant action of the year came vs. Texas where he rushed five times for 59 yards and a 45-yard touchdown. Against Kansas State, he picked up 63 yards on 15 carries and then rushed 33 times for a season-high 182 yards vs. Nebraska. In the next game vs. Texas A&M, Bell had 143 yards on 25 attempts, including three touchdowns (64, 5 and 2 yards). He eclipsed the 100-yard mark vs. Texas Tech (165 yards on 22 carries, two touchdowns), becoming the first Cowboy since David Thompson (1996) to rush for over 100 yards in three-straight games. Against Baylor, Bell ran for 106 yards on 14 attempts and three touchdowns, and followed that with 106 yards on 22 attempts vs. Oklahoma. In the Houston Bowl vs. Southern Mississippi, Bell gained 160 yards rushing and scored on a 22-yard touchdown.

**2001:** Bell, who played in 10 games (9 starts), led the team with 197 carries for 776 yards (3.9) with six touchdowns and caught a career-high 18 passes for 97 yards (5.4). He posted his first 100-yard game vs. Louisiana Tech on 20 carries for 109 yards and a 1-yard score. The next week vs. Texas A&M, Bell totaled 94 yards on 22 attempts and scored the team's only points on a 10-yard run. He carried 32 times for 117 yards, including a 1-yard touchdown and made 4 catches for 43 yards vs. Missouri. After a concussion sidelined him for the better part of two games, Bell returned vs. Colorado and had 22 rushes for 95 yards and a 1-yard touchdown. Against Texas Tech, he had 83 yards and a 2-yard score and totaled 88 yards on 22 carries with a 6-yard touchdown vs. Baylor.


**2000:** Bell was a reserve tailback and played in nine games as a true freshman. He carried 49 times for 251 yards (5.1), a touchdown and added five receptions for 42 yards (8.4). Against Texas, he gained 31 yards on eight carries, and vs. Iowa State, added 43 yards on nine carries. He rushed for a then career-high 11 carries for 41 yards vs. Baylor, and closed out the season vs. Oklahoma with eight carries for 90 yards, scoring his first career touchdown on a 60-yard run.

**HIGH SCHOOL:** Bell, one of the fastest high school players in the nation (clocked at 10.26 in the 100-meter dash), rushed for 1,225 yards and 19 touchdowns at DeSoto (Tex.) High School. In addition to his 19 rushing touchdowns, he had three touchdown passes and returned one kickoff for a score. He as a two-time all-district selection at running back, and *First Down Recruiting*, *PrepStar* and the *Dallas Morning News* listed him as a Top-100 player in Texas.

**PERSONAL:** The son of Terry and Tony Bell, he was born March 2, 1981, in Dallas and resides in DeSoto.

**BELL'S COLLEGIATE RECORD — OKLAHOMA STATE**

Year	RUSHING							RECEIVING				SCORING				
	G	S	No.	Yds.	Avg.	LG	TD	No.	Yds.	Avg.	LG	TD	TD	TDr	TDp	TDrT
2000	9	0	49	251	5.1	60t	1	5	42	8.4	25	0	1	1	0	0
2001	10	9	197	776	3.9	40	6	18	97	5.4	16	0	6	6	0	0
2002	11	10	175	1,096	6.3	88	11	4	59	14.8	41	2	13	11	2	0
2003	11	10	213	1,286	6.0	95	16	9	60	6.7	11	0	16	16	0	0
<b>CAREER TOTALS</b>	<b>41</b>	<b>29</b>	<b>634</b>	<b>3,409</b>	<b>5.4</b>	<b>95</b>	<b>34</b>	<b>36</b>	<b>258</b>	<b>7.2</b>	<b>41</b>	<b>2</b>	<b>36</b>	<b>34</b>	<b>2</b>	<b>0</b>

**DARIUS WATTS****6-2 • 188 • MARSHALL****BORN:** Dec. 19, 1981, in Atlanta, Ga.**HIGH SCHOOL:** Banneker High School, Atlanta, Ga.**RESIDES:** College Park, Ga.**DRAFTED:** Second Round (54th overall)**17****WIDE RECEIVER**

Darius Watts—Denver's second of two second-round selections (54th overall)—will utilize his long frame and top-notch speed to help make an instant impact on the Broncos' receiving corps. In 48 career games at Marshall, Watts made 272 catches for 4,031 yards and 47 touchdowns. He owns several school and Mid-American Conference receiving records, and his 272 career receptions ranks him fifth all-time in NCAA Division I-A history. With some making the comparisons to former Marshall wide-out Randy Moss, Watts burst onto the collegiate scene in 2001, becoming one of the top receivers in college football. In his first season as a starter, Watts became one of 11 finalists for the Biletnikoff Award and became a first team All-MAC selection. That season, Watts finished fourth in the nation in receptions per game and sixth in yards per game. His 18 touchdown receptions also led the nation, making Watts one of the most dangerous down-field threats in all of college football. In his final two seasons, while serving as team captain, he posted 71 and 74 catches respectively for 1,030 and 968 yards. He also caught 23 touchdown passes in his final two years.

**2003:** Watts, a team captain for the second consecutive season as a senior, caught 74 passes for 968 yards and 11 touchdowns. He finished his career with 272 catches, setting school and Mid-American Conference records, and ranked sixth all-time in NCAA Division I-A history. In the touchdown category, only Troy Edwards of Louisiana Tech (50, 1996-98) had more scoring grabs in a career in NCAA Division I-A annals than Watts' 47, and only Mike Barber (4,262, 1985-88) gained more yards receiving in Marshall history than Watts' 4,031.

**2002:** A preseason All-America selection and picked at team captain, Watts was hampered all season by a shoulder separation he suffered in training camp that forced him to miss the season-opener. He finished the year with 71 catches for 1,030 yards, 12 touchdowns and posted four 100-yard receiving games. A first-team All-MAC selection, Watts became the MAC's all-time touchdown receptions leader with his 40-yard game-winning TD reception against Toledo in the MAC title game. He posted another huge game with 149 yards and three scores against Miami, and he recorded 135 yards and two scores in the regular-season matchup against Toledo.

**2001:** Watts, as a sophomore, was a first team All-MAC selection and was one of 11 semifinalists for the Biletnikoff Award, given to the nation's best wide receiver. He posted career bests in receptions (91) and receiving yards (1,417) to go along with 18 touchdowns. He finished fourth in the nation in receptions per game and sixth in the nation in yards per game, and his 18 touchdown receptions ranked first



among all receivers in college football. He posted 100 yards receiving in nine of 12 games for the Thundering Herd, including a season-high 198 yards against Bowling Green. Watts finished fourth all-time at Marshall in single season receptions and posted the most catches in a season since Marshall returned to Division I-A, surpassing the 90 catches by Randy Moss in 1997. Additionally, his touchdown total is third on the Marshall single-season list, with only Moss in front of him. His season will also go down in MAC annals as one of the best in league history. He tied for the second-most receptions in league history, his yardage total was third best and his touchdown total ties him for the second best in league history.


**2000:** Watts, one of only two true freshmen to see playing time for Marshall, started four of the 12 games he played. On the year, he had 36 catches for 616 yards (17.1) and six touchdowns, and finished among the top four freshman receivers in the country in both receptions and receiving yards. He also took the kickoff return duties for the Herd, returning 10 kicks for 203 yards with a long return of 51 yards. Watts exploded onto the scene at North Carolina with four receptions for 74 yards and a touchdown in his collegiate debut. For his efforts, he was selected as the Mid-America Conference's Offensive Player of the Week. He suffered a high ankle sprain late in the year that cut his production and forced him to miss one game. In the MAC Championship game, he had four catches for 94 yards, including a 44-yard touchdown reception.

**HIGH SCHOOL:** Watts was a four-year letter winner at Banneker (Ga.) High School and also lettered in basketball and track.

**PERSONAL:** Darius Orlando Watts, who was born Dec. 19, 1981, in Atlanta, was nicknamed "Spider" by his high school teammates. He is the son of Yukon and Joanna Watts, and has two siblings. Watts chose to attend Marshall because he believed the school would challenge him to be his best and do his best.

#### WATTS' COLLEGIATE RECORD — MARSHALL

Year	RECEIVING						RUSHING						SCORING					
	G	S	No.	Yds.	Avg.	LG	TD	No.	Yds.	Avg.	LG	TD	TD	TDr	TDp	TDrt	2pt	Pts.
2000	12	4	36	616	17.1	61	6	7	52	7.4	15	0	6	0	6	0	0	36
2001	12	12	91	1,417	15.6	62	18	2	10	5.0	7	0	18	0	18	0	0	108
2002	12	12	71	1,030	14.5	58	12	1	28	28.0	28	0	12	0	12	0	0	72
2003	12	12	74	968	13.1	54	11	11	100	9.1	23	0	11	0	11	0	0	66
<b>CAREER TOTALS</b>	<b>48</b>	<b>40</b>	<b>272</b>	<b>4,031</b>	<b>14.8</b>	<b>62</b>	<b>47</b>	<b>21</b>	<b>190</b>	<b>9.0</b>	<b>28</b>	<b>0</b>	<b>47</b>	<b>0</b>	<b>47</b>	<b>0</b>	<b>0</b>	<b>282</b>



### JEREMY LESUEUR

6-0 • 197 • MICHIGAN

**BORN:** Oct. 5, 1980, in Holly Springs, Miss.

**HIGH SCHOOL:** Holly Springs High School, Holly Springs, Miss.

**RESIDES:** Holly Springs, Miss.

**DRAFTED:** Third Round (85th overall)

43

CORNERBACK

Jeremy LeSueur, who saw significant playing time at both left and right cornerback at Michigan, will look to compete in the nickel role for the Broncos while adding valuable depth in the secondary. In five seasons at Michigan (he was granted a medical redshirt his freshman year after a knee injury ended his season after one game), LeSueur started 26 of 50 games, recording 170 tackles (132 solo), a pair of sacks (-16 yards), 27 pass deflections and three forced fumbles. He also gained 87 yards on four interceptions (21.8), and 772 yards on 35 kickoff returns (22.1). Starting out as a right cornerback, LeSueur shifted to the left side during his senior season and did not miss a beat, as he earned All-Big 10 Conference accolades. A prep standout, he earned All-America honors at Holly Springs (Miss.) High School and also was a four-time Mississippi state medal winner in the 400-meter relay and 800-meter relay in track. LeSueur was Denver's third-round (85th overall) selection in this year's draft.

**2003:** A consensus All-Big-10 Conference second-team choice, LeSueur started 12 games during his senior season and finished sixth on the team with 48 tackles (41 solo), a 7-yard sack and four stops for losses of 15 yards. He also posted a career-high two interceptions for 87 yards and a touchdown

and made 12 passes defended. LeSueur opened the season vs. Central Michigan with three tackles (2 solo), a pair of pass deflections, a 27-yard interception return and two kickoff returns for 56 yards. Against Oregon, he tallied seven tackles (6 solo) and returned a blocked field goal attempt 78 yards for a touchdown. LeSueur scored his second-career touchdown vs. Indiana after he picked off a Matt LoVecchio pass, and scampered 60 yards for a score. Against Iowa, a shoulder contusion forced him to leave the game early and miss the next game vs. Minnesota. He returned to action vs. Illinois and made five tackles (4 solo) and had a pass defended. At Purdue, to go along with a 7-yard sack of QB Kyle Orton, LeSueur made six 6 solo tackles and a pair of pass break-ups. He registered eight solo tackles and three passes defended vs. Ohio State and finished with six tackles (5 solo) against USC.

**2002:** LeSueur recorded 52 tackles (36 solo), one interception and had seven passes defended in 12 games (7 starts) at right corner back. He also returned 26 kickoffs for 583 yards (22.4 avg), breaking the school's single-season record of 504 yards by Desmond Howard in 1990. His 26 returns tied a Michigan record first set by Ron Johnson in 1967. In the season opener vs. Western Michigan, he had a pair of solo tackles, a pass deflection and a season-long 49-yard kickoff return. Against Illinois, he caused a fumble and posted six tackles (5 solo) and a pass deflection. LeSueur made eight tackles while deflecting a pair of passes vs. Purdue and posted another eight tackles (6 solo) vs. Iowa. He made his lone interception of the season against Minnesota and deflected another, while recording four tackles (3 solo). He followed that up with seven tackles (6 solo) and a pass deflection against Wisconsin. In the Outback Bowl vs. Florida, LeSueur made nine tackles (5 solo) and returned two kickoffs for 45 yards.

**2001:** LeSueur played in all 12 games with five starts at left cornerback and recorded 35 tackles (26 solo), an interception and five passes defended. In the season opener vs. Miami (Ohio), he posted six solo tackles, an interception and a pass broken up. He posted five-tackle performances vs. Western Michigan and Penn State, and was credited with four solo tackles vs. Illinois. In the Citrus Bowl vs. Tennessee, he made a pair of tackles.

**2000:** LeSueur, after coming back from a major knee injury the previous season, played in 12 games (2 starts), and finished with 32 tackles (27 solo), a 9-yard sack, two stops for losses of 10 yards and three passes defended. In his first-career start vs. Wisconsin, LeSueur made six tackles (5 solo), and in the Citrus Bowl vs. Auburn, registered four tackles (3 solo) and a 9-yard sack of QB Ben Leard.

**1999:** LeSueur appeared in only one game (Notre Dame) before being granted a medical redshirt. He made three tackles (2 solo) and missed the rest of the season after tearing the medial collateral ligament and anterior cruciate ligament in his left knee during practice before the Rice contest.


**HIGH SCHOOL:** LeSueur attended Holly Springs (Miss.) High School, where he was an honor-roll student and a four-year letterman. He posted 11 career interceptions, and allowed only one touchdown reception in four seasons. On offense, LeSueur averaged 25.9 yards per rush (415 yards on 16 carries), made 13 receptions for 376 yards and three touchdowns. Defensively, he recorded 88 tackles (68 solo), three forced fumbles and one fumble recovery (returned for a touchdown) as a senior. He was selected second-team All-USA by *USA Today*, adding All-America honors from *SuperPrep*. Additionally, he earned *Clarion Ledger* all-state honors, Fox Sports South first-team All-South honors, was named the No. 3 player in the state of Mississippi by Fox Sports South and was selected to participate in the Mississippi-Alabama All-Star game. LeSueur was also a three-year letterman in track and the state medal winner in the 400-meter relay and 800-meter relay all four years.

**PERSONAL:** LeSueur was a sports management and communications major at Michigan and is the cousin of former Denver Broncos defensive back Mike Harden. On his upper right arm is a tattooed image of his 15-year-old brother, Jeremane, who is a person with a mental disability. The words, "His Pain is My Pain," accompany the image. According to Jeremy, the family would take his brother to the hospital up to 15 times a night because of seizure after seizure. "It was rough on my mom (Annetta). She's a teacher and she would have to miss school, and I would have to miss school. We'd rotate because my father had to work. My brother was always sick. He's already had surgeries on his heart and on his brain. He's able to walk and get around and do stuff, and that's what's important right now." He was born Oct. 5, 1980, in Holly Springs, Miss.

#### LESUEUR'S COLLEGIATE RECORD — MICHIGAN

Year	G	S	UT	A	TT	S-Yds.	I-Yds.	PD	FF	FR	TD-Int.	TD-Ret.	S	Pts.
1999	1	0	2	1	3	0-0	0-0	0	0	0	0	0	0	0
2000	12	2	27	5	32	1.0-9	0-0	3	1	0	0	0	0	0
2001	12	5	26	9	35	0-0	1-0	5	0	0	0	0	0	0
2002	13	7	36	16	52	0-0	1-0	7	1	0	0	0	0	0
2003	12	12	41	7	48	1.0-7	2-87	12	1	1	1	1	0	12
<b>CAREER TOTALS</b>	<b>50</b>	<b>26</b>	<b>132</b>	<b>38</b>	<b>170</b>	<b>2.0-16</b>	<b>4-87</b>	<b>27</b>	<b>3</b>	<b>1</b>	<b>1</b>	<b>1</b>	<b>0</b>	<b>12</b>





## JEFF SHOATE

5-10 • 189 • SAN DIEGO STATE

**BORN:** March 23, 1981, in San Diego, Calif.

**HIGH SCHOOL:** Serra High School, San Diego, Calif.

**RESIDES:** San Diego, Calif.

**DRAFTED:** Fifth Round (152nd overall)

# 40

CORNERBACK

Jeff Shoate, widely considered one of the premier deep coverage pass defenders in the West, joins the Broncos as the team's fifth-round (152nd overall) selection in this year's draft. After starting his collegiate career at Montana, Shoate transferred to San Diego State, where he earned a spot in the starting lineup after coming in as a walk-on. In his career, Shoate played in 47 games (35 starts) and made 157 tackles (108 solo), seven interceptions, 28 passes defended and five forced fumbles. He twice earned All-Mountain West Conference second-team honors. A tremendous athlete, Shoate played both quarterback and defensive back at Serra (San Diego, Calif.) High School, and as a senior, was named the Central League's Offensive Player of the Year. He passed for 505 yards and rushed for another 746 that season, and defensively, posted seven interceptions.

**2003:** Shoate, as a senior, earned All-Mountain West Conference second-team honors from *College Football News* after starting 12 games and recording 35 tackles (26 solo), one interception and 14 passes defended. He also pitched in with a fumble recovery and returned two kickoffs for 28 yards (14.0). In the season opener vs. Eastern Washington, he made seven tackles (5 solo), including stopping Eric Kimble for a 3-yard loss after a reception. He was able to hold Ohio State wide receiver Michael Jenkins to just 24 yards on two catches and delivered four solo tackles. Against Brigham Young, Shoate was credited with four solo tackles, a pass break-up and he recovered a fumble in the second quarter. He made five solo tackles and deflected on pass vs. Wyoming, and vs. UNLV, came up with his lone interception of the season, to go along with four tackles (3 solo). Shoate closed the book on his collegiate career with two solo tackles and three passes defended vs. Air Force.

**2002:** Shoate, an All-Mountain West Conference second-team choice, started every game (13) for San Diego State, posting 57 tackles (39 solo), two interceptions and 11 passes defended. He was in on seven tackles and blocked a field goal attempt vs. Wyoming, while adding four tackles and an interception against Utah. At Colorado State, he picked off his second pass of the season to go along with two passes defended. Shoate, against Colorado, had a season-high nine tackles, including one that stopped tailback Chris Brown for a 2-yard loss. He closed out the season with seven tackles vs. Hawaii.

**2001:** Shoate, who played in every game (10 starts) in his first year with the Aztecs, recorded 48 tackles (33 solo), made three interceptions (18 yards), caused four fumbles and deflected four passes. Against Arizona State, he registered nine tackles, including one that stopped tailback Tom Pace for a 2-yard loss. He was responsible for two Colorado State turnovers by causing a fumble and intercepting a pass. At New Mexico, Shoate, to go along with eight tackles, had a forced fumble, and added five tackles and an interception vs. UNLV.

**2000:** Shoate sat out the season under NCAA transfer rules after joining San Diego State as a walk-on.

**1999:** During his freshman season at the University of Montana, Shoate played in every game as a reserve cornerback, recording 13 tackles (10 solo) with an interception and a forced fumble.

**HIGH SCHOOL:** Shoate played both quarterback and defensive back at Serra (San Diego, Calif.) High School, and as a senior, was named the Central League's Offensive Player of the Year. He passed for 505 yards and rushed for another 746 that season, and defensively, posted seven interceptions. Shoate also lettered in basketball and track and field, and earned All-CIF honors in track as a hurdler.

**PERSONAL:** Shoate—a recent graduate from San Diego State University with his bachelor's degree in public administration—was born March 23, 1981, in San Diego. He and his wife, Ronisha, have one son, Jesiah.

## SHOATE'S COLLEGIATE RECORD — MONTANA/SAN DIEGO ST.

Year		G	S	UT	A	TT	S-Yds.	I-Yds.	PD	FF	FR	TD-Int.	TD-FR	S	Pts.
1999	Montana	11	0	10	3	13	0-0	1-0	0	1	0	0	0	0	0
2000															
TRANSFERRED TO SAN DIEGO STATE—REDSHIRT															
2001	SDSU	11	10	33	15	48	0-0	3-18	4	4	0	0	0	0	0
2002	SDSU	13	13	39	18	57	0-0	2-0	11	0	0	0	0	0	0
2003	SDSU	12	12	26	9	35	0-0	1-0	14	0	1	0	0	0	0
<b>CAREER TOTALS</b>		<b>47</b>	<b>35</b>	<b>108</b>	<b>45</b>	<b>153</b>	<b>0-0</b>	<b>7-26</b>	<b>28</b>	<b>5</b>	<b>1</b>	<b>0</b>	<b>0</b>	<b>0</b>	<b>0</b>



## TRIANDOS LUKE

5-10 • 189 • ALABAMA

**BORN:** Dec. 24, 1981, in Phenix City, Ala.

**HIGH SCHOOL:** Central High School, Phenix City, Ala.

**RESIDES:** Phenix City, Ala.

**DRAFTED:** Sixth Round (171st overall)

# 10

WIDE RECEIVER

Triandos Luke, a two-year starter at Alabama, became a clutch receiver for the Tide and wasn't afraid to go over the middle. In 44 career games, Luke caught 90 passes for 1,072 yards (11.9) with nine touchdowns, twice leading the team in receptions (2002-03). He also was a valuable returner, fielding 13 kickoffs for 256 yards (19.7), with a long of 30. Considered the top receiver in the state of Alabama coming out of Central High (Phenix City, Ala.) High School, he saw limited action at Alabama as a freshman due to a broken hand, but became an important part of the team's receiving rotation as a sophomore, earning a starting job in 2002. Luke excelled in his final two seasons at Alabama, leading the team in receptions as a junior (41 for 482 yards) and as a senior (32 for 432). He was the Broncos' first of two sixth-round selections (171st overall) in the 2004 NFL Draft.

**2003:** A Super Sleeper Team selection by *The NFL Draft Report* following his senior season in which he started all 13 games, Luke led the Tide in receptions for a second consecutive year with 32 for 432 yards (13.5) and four touchdowns. He opened the year with four receptions for 45 yards, including a touchdown vs. South Florida, and totaled 48 yards on four catches and a touchdown against Oklahoma. Against Kentucky, Luke had three catches for 50 yards and followed that with 57 yards on three receptions vs. Northern Illinois. Luke posted a season-high six receptions for 60 yards and a touchdown against Arkansas. He then made two catches for 45 yards, including a 36-yard score vs. Tennessee, and gained 60 yards on four receptions at Louisiana State.

**2002:** In 13 games, including 12 starts as a junior, Luke led the Tide with 41 receptions for 482 yards (11.8) and two touchdowns. He also finished with 196 yards on 10 kickoff returns (19.6). In the season opener vs. Middle Tennessee St., Luke made nine catches for 85 yards, and then had nine more catches for 102 yards against Vanderbilt. Luke posted is second consecutive 100-yard game, by catching seven passes for 128 yards and two touchdowns vs. Mississippi State. Against Auburn, Luke had three catches for 42 yards and gained 49 yards on two kickoff returns. He closed out the season with four receptions for 34 yards against Hawaii.

**2001:** Luke, who saw action in 11 games as a reserve flanker and split end, made 15 catches for 152 yards (10.1) and three touchdowns. He also returned three kickoffs for 60 yards (20.0). Against UCLA, Luke posted 32 yards on three catches and added 33 receiving yards on two grabs vs. South Carolina. Luke scored the first two touchdowns of his collegiate career on receptions of 2 and 10 yards vs. UTEP, and followed that with a 7-yard scoring catch against Mississippi.

**2000:** Luke, who missed the start of the regular season with a broken hand, played in the final seven games of the season (1 start) and finished the year with two catches for 6 yards; gaining 4 yards on a reception vs. Louisiana State, and 2 yards on a catch vs. Mississippi State.


**HIGH SCHOOL:** Luke, considered the top receiver prospect in Alabama coming out of high school, caught 30 passes for 506 yards and six touchdowns at Central High School in Phenix City, Ala. He also posted four interceptions as a strong safety, and helped guide the team to a 7-3 record. In his prep career, he totaled 106 catches for 1,713 yards and 16 touchdowns. He earned *Super Prep* All-America honors, was 6A all-state pick and was the No. 6 pick on the *Birmingham News*' "Super Senior" list.



**PERSONAL:** Luke graduated from Alabama with a bachelor's degree in marketing. His brother, Nic, was a teammate and redshirt freshman at Alabama (2003). Triandos (pronounced tree-AN-dus) was born Dec. 24, 1981, and currently resides in Phenix City, Ala.

#### LUKE'S COLLEGIATE RECORD — ALABAMA

	RECEIVING							RUSHING					SCORING					
Year	G	S	No.	Yds.	Avg.	LG	TD	No.	Yds.	Avg.	LG	TD	TD	TDr	TpD	TDrT	2pt	Pts.
2000	7	1	2	6	3.0	4	0	0	0	0.0	—	0	0	0	0	0	0	0
2001	11	0	15	152	10.1	29	3	0	0	0.0	—	0	3	0	3	0	0	18
2002	13	12	41	482	11.8	36	2	2	4	2.0	5	0	2	0	2	0	2	12
2003	13	13	32	432	13.5	36	4	0	0	0.0	—	0	4	0	4	0	0	24
CAREER TOTALS	44	26	90	1,072	11.9	36	9	2	4	2.0	5	0	9	0	9	0	0	54



### JOSH SEWELL

6-2 • 300 • NEBRASKA

**BORN:** July 26, 1981, in Lincoln, Neb.

**HIGH SCHOOL:** Southeast High School, Lincoln, Neb.

**RESIDES:** Lincoln, Neb.

**DRAFTED:** Sixth Round (190th overall)

79

CENTER/GUARD

Josh Sewell, the Broncos' second of two sixth-round selections (190th overall) in the 2004 NFL Draft, blossomed in his senior season at Nebraska. Possessing the ability to play both center and guard, he can immediately add depth to Denver's offensive line. Sewell played in 29 career games and started all 13 with the Huskers as a senior. The Lincoln, Neb., native, was a local powerhouse at Southeast High School, but was not offered a scholarship from Nebraska after his prep career. He enrolled at Indiana State, where he redshirted in 1999 before earning playing time at both offensive guard positions in 2000. Sewell left ISU and transferred to Nebraska but sat out in 2001 under NCAA transfer rules. In 2002, he saw action in five games for the Huskers, as a back-up center, and took over the starting job his senior year. One of the strongest players in the Big-12 Conference, Sewell earned Husker Lifter of the Year honors in 2003 and was a state champion powerlifter in high school. He was also well respected by his teammates for being heavily involved in community work, garnering Brook Berringer Citizenship Team accolades for his volunteer work. He also excelled in the classroom, earning conference academic honors as a senior with a 3.024 grade-point average.

**2003:** An All-Big-12 Conference honorable mention selection, Sewell started all 13 games for Nebraska and earned Jake Young Memorial Scholarship accolades. He was a member of the Brook Berringer Citizenship Team and was a member of the Big-12 Commissioner's Spring Academic Honor Roll. Sewell collected 83 key blocks/knockdowns as the team rushed for 2,509 yards in seven games while averaging 345.0 yards per game, and he led a front wall that allowed only 17 quarterback sacks for the season. Against Oklahoma State, he leveled defensive end Antonio Smith as tailback Josh Davis charged up the middle for a 2-yard touchdown run to seal a 17-7 victory. He was partly responsible for two touchdowns vs. Southern Mississippi, as he cleared a rush lane used by QB Jammal Lord for a 6-yard scoring run and later, blocked linebacker Rod Davis to give Lord time to throw a 43-yard scoring pass to Isaiah Fluellen. At Iowa State, Sewell delivered nine knockdowns and ran over defensive tackle Jordan Carstens on Lord's 1-yard touchdown run, helping the offense total 282 yards rushing. Nebraska tallied 400 total yards vs. Kansas, and Sewell pitched in by opening a hole used by fullback Judd Davies for a 4-yard scoring run in the third quarter. Against Colorado, Sewell had seven knockdowns and delivered a block on linebacker Sean Tufts that paved the way for Lord's 6-yard touchdown run.

**2002:** Sewell saw action in five games as a back-up to Jason Anderson at center. Despite being bothered early in the season with a right knee sprain, he finished the season with 11 knockdown blocks. Against Arizona State, Sewell produced four knockdowns, including one that helped spring tailback Cory Ross for a 34-yard scoring run as the Huskers gained 316 yards.

**2001:** Sewell, who joined Nebraska's football team as a walk-on, sat out the year under NCAA transfer rules and performed on the scout team as an offensive guard.

**2000:** Sewell played in 11 games as a key reserve at both offensive guard positions for Indiana State. He left the program after the season and enrolled at Nebraska in January 2001.


**1999:** Sewell redshirted as a freshman at Indiana State.

**HIGH SCHOOL:** Sewell, playing offensive guard, was a key member of a dominant offensive line that helped Southeast (Lincoln, Neb.) High School win back-to-back state titles in 1997 and 1998. He also played nose tackle on defense and earned All-City and Class A All-State honors, while being a second-team super-state pick by *The Lincoln Journal Star*. As a powerlifter, he won the Class A heavyweight title.

**PERSONAL:** Sewell earned Big-12 academic honors with a 3.024 grade point average, and graduated with a Bachelor's Degree in finance. He was named to the 2003 Brook Berringer Citizenship Team for his work in the community and was a speaker during American Education Week with the "School is Cool" program. Sewell also volunteered his time with the UNL Shadowing Program and through Team Spirit Hospital visits, as well as was a member of the 2003 Nebraska Football Unity Council. He was born July 26, 1981, in Lincoln, Neb., where he currently resides.

#### SEWELL'S COLLEGIATE RECORD — INDIANA ST./NEBRASKA

Year	School	G	S
1999	Indiana St.	REDSHIRTED	
2000	Indiana St.	11	0
2001	Nebraska	0	0
2002	Nebraska	5	0
2003	Nebraska	13	13
<b>CAREER TOTALS</b>		<b>29</b>	<b>13</b>



### MATT MAUCK

6-1 • 213 • LOUISIANA STATE

**BORN:** Feb. 12, 1979, in Evansville, Ind.

**HIGH SCHOOL:** Jasper High School, Jasper, Ind.

**RESIDES:** Jasper, Ind.

**DRAFTED:** Seventh Round (225th overall)

8

QUARTERBACK

Matt Mauck, coming off one of the finest seasons in Louisiana State University history, was Denver's first of three seventh-round selections (225th overall) in the 2004 NFL Draft. Combining his great skills on the football field with his excellence in the classroom, Mauck was one of the top quarterbacks in this past year's draft. In 23 career games (20 starts) at LSU, he completed 310-of-529 passes (58.6) for 3,813 yards with 35 touchdowns and 21 interceptions. Among the many accolades earned in his collegiate career, Mauck's crowning jewel came his senior year as he helped guide the Tigers to a share of the National Title, LSU's first since 1958. In two seasons as a starting quarterback, he led the Tigers to an 18-2 overall record, and his .900 winning percentage is the best for a quarterback in school history. He leaves LSU third in school history in touchdown passes (37) and completion percentage (58.6), sixth in completions (310), seventh in attempts (529) and eighth in passing yards (3,831). Mauck also shined in the classroom, graduating with a bachelor's degree in kinesiology and earned second-team Academic All-American honors in 2003.

**2003:** Mauck returned from a season-ending injury suffered during his junior year in impressive fashion, leading LSU to a school-record 13 wins and a share of the national title, a first for the Tigers in football since 1958. An All-Southeastern Conference selection (Associated Press and by league's coaches) and a second-team Academic All-American (CoSIDA), Mauck threw for 2,825 yards on 229 of 358 passing (64.0) and set a school record with 28 touchdowns. He led the SEC in pass efficiency and threw at least one touchdown pass in all but two games for the Tigers in 2003. On the ground, Mauck rushed for 97 yards and a touchdown on 79 carries (1.2). Mauck opened the season against Louisiana-Monroe with three touchdown passes, including two to wide receiver Michael Clayton, and finished with 153 passing yards on 13 of 28 attempts. Over the span of the next two weeks, he set a school record by completing 17 consecutive passes. Against Arizona, Mauck hit on his final 10 passes, finishing the day 10-of-11 for 150 yards and a touchdown, then completed his first seven against



Western Illinois. In that game, he posted 305 yards, hit on 23-of-32 attempts, and also tied a school record with four touchdown passes. Against South Carolina, Mauck threw for 199 yards by completing 24-of-30 throws and two scores, then followed that with three touchdowns passes while connecting on 17 of 28 attempts for 224 yards vs. Auburn. Mauck posted four more touchdown passes vs. Louisiana Tech, and ended the day with 311 yards on 18-of-20 throws (90.0). In the Tigers' game vs. Alabama, he completed 24-of-36 passes for 251 yards and two touchdowns, including a 23-yarder to Clayton. Mauck enjoyed one of his finest games of the season against Arkansas, connecting on 12-of-19 attempts for 186 yards and four touchdowns, earning him SEC Offensive Player of the Week and National Player of the Week by the *Sporting News* honors. In the SEC Championship against Georgia, Mauck hit 14-of-22 passes for 151 yards and a 43-yard touchdown to Clayton, adding 21 yards on 8 rushes. He closed out an undefeated, National Championship season by helping LSU knock off Oklahoma in the Sugar Bowl, where he threw for 124 yards on 13-of-22 attempts.

**2002:** Mauck opened the season as LSU's starting quarterback and guided the Tigers to a 5-1 overall record and a top-15 national ranking before suffering a season-ending injury in fourth quarter of the team's win over Florida. He tore ligaments in the midfoot area on right foot (officially called Lisfranc injury) and had two screws placed in the foot to stabilize the joint. He completed 63-of-130 passes (48.5) for 782 yards and nine touchdowns, while rushing for 175 yards and two touchdowns on 50 carries (3.5). Impressively, Mauck posted a streak of 88 consecutive passes without an interception before the injury. In his first game vs. Virginia Tech, he hit 15-of-35 passes for 134 yards and backed that up with an 8 for 18 performance for 90 yards and ran for a 6-yard touchdown vs. The Citadel. Against Miami (Ohio), Mauck passed for 215 yards on 15-of-26 passes and three touchdowns, including two to wide receiver Michael Clayton. He threw three touchdown passes against Louisiana Lafayette on 8 of 19 passing for 138 yards. In his final game of the year vs. Florida, Mauck hit 13-of-20 passes for 153 yards and two touchdowns and rushed for 67 yards on 15 carries.

**2001:** Mauck saw action as a reserve quarterback in three games, where he completed 18-of-41 passes (43.9) for 224 yards and two interceptions. He added 73 yards rushing and two touchdowns on 20 carries. In his collegiate debut vs. Florida, Mauck hit 11 of 22 passes for 132 yards and rushed seven times for 37 yards. Against Mississippi State, he was 2 of 4 for 25 yards and rushed for 7 yards. The biggest highlight of his season came in the SEC Championship game against Tennessee. After coming in to replace an injured Rohan Davey early in the first quarter, Mauck lead the Tigers to a 31-20 win, completing 5-of-15 passes for 67 yards and rushing 13 times for 43 yards and two touchdowns.

**2000:** After playing in the minor leagues for three years with the Chicago Cubs' organization, Mauck enrolled at Louisiana State and redshirted as a freshman.


**HIGH SCHOOL:** Mauck was a three-sport athlete at Jasper (Ind.) High School, playing football, basketball and baseball. He led the baseball team to two state titles in 1996 and 1997, and helped the football team to a state runner-up finish in 1996. Mauck was named Indiana's Mr. Baseball in 1997 and was a two-time first team All-State selection. As a senior, he posted a 10-0 mark with a 1.20 ERA and hit six home runs, drove in 27 runs and finished with a .306 batting average. In football, he passed for 940 yards and 12 touchdowns and rushed for 567 yards and nine scores.

**PERSONAL:** Mauck, who graduated from Louisiana State in December 2003 with a bachelor's degree in kinesiology, plans to enter dental school following his NFL career. Following his prep career in Indiana, he signed with Nick Saban to play football at Michigan State but opted for pro baseball. Drafted in the sixth round of the 1997 Amateur Baseball Draft by Chicago, he played three seasons in the Cubs' organization, advancing to the Class A level as a catcher. Mauck, who is very involved in the community, spent time in Baton Rouge visiting local elementary, middle and high schools and also served as a volunteer coach for the University Lab School baseball team in 2003. Matthew Ryan Mauck was born on Feb. 12, 1979, in Evansville, Ind.

#### MAUCK'S COLLEGIATE RECORD — LOUISIANA STATE

Year	PASSING											
	G	S	Att.	Comp.	Pct.	Yds.	Yds./Att.	TD	%	Int.	%	LG
2000												
2001	3	0	41	18	43.9	224	5.46	0	0.0	2	4.9	24
2002	6	6	130	63	48.5	782	6.02	7	5.4	5	3.8	42
2003	14	14	358	229	64.0	2,825	7.89	28	7.8	14	3.9	64
<b>CAREER TOTALS</b>	<b>23</b>	<b>20</b>	<b>529</b>	<b>310</b>	<b>58.6</b>	<b>3,831</b>	<b>7.24</b>	<b>35</b>	<b>6.6</b>	<b>21</b>	<b>4.0</b>	<b>64</b>

Year	RUSHING					SCORING				
	Att.	Yds.	Avg.	LG	TD	TD	TDp	TDrt	2pt	Pts.
2001	20	73	3.7	27	2	2	2	0	0	12
2002	50	175	3.5	27	2	2	2	0	0	12
2003	79	97	1.2	16	1	1	1	0	1	8
<b>CAREER TOTALS</b>	<b>149</b>	<b>345</b>	<b>2.3</b>	<b>27</b>	<b>5</b>	<b>5</b>	<b>0</b>	<b>0</b>	<b>1</b>	<b>32</b>



### BRANDON MIREE

5-11 • 237 • PITTSBURGH

**BORN:** April 14, 1981, in Cincinnati, Ohio

**HIGH SCHOOL:** Winton Woods High School, Cincinnati, Ohio

**RESIDES:** Cincinnati, Ohio

**DRAFTED:** Seventh Round (247th overall)

48

### RUNNING BACK

Brandon Miree, a tough, straight-ahead runner, joins the Broncos after finishing an excellent collegiate career at the University of Pittsburgh. Originally playing at Alabama, Miree transferred to Pittsburgh after two games his sophomore season and sat out the rest of the year. In his final two seasons at Pittsburgh, he started 13 of 19 games, rushing for 1,559 yards on 329 carries (4.7) and 10 touchdowns, while adding 27 receptions for 253 yards (9.4) and one touchdown. In his career, Miree rushed 426 times for 1,987 yards (4.7), 16 touchdowns and had 264 receiving yards on 28 catches (9.4) and a score. A star in the classroom as well, he was named to the 2002 Big East Conference All-Academic Team and is currently enrolled in Pittsburgh's Graduate School of Public and International Affairs after graduating with a bachelor's degree in public administration. Miree was Denver's second of three seventh-round selections (247th overall) in the 2004 NFL Draft.

**2003:** Miree, a preseason All-Big East Conference selection, was limited to six games due to a lower right leg stress fracture and calf strain. Despite the injury, he still managed to lead the team with 573 yards and six touchdowns on 115 carries (5.0), adding 130 yards and a score on 16 receptions (8.1). In his first game of the year vs. Kent State, Miree rushed for 113 yards on 21 carries and a touchdown. Against Ball State, he carried the ball 15 times for 73 yards with three touchdowns and followed that with 20 attempts for 62 yards and six catches for 41 yards vs. Toledo. Miree suffered the right leg injury against Toledo and missed the next seven games. He made an incredible return to the gridiron against Temple, carrying 27 times for 188 yards and two touchdowns. In his collegiate finale vs. Virginia (Continental Tire Bowl), Miree rushed 22 times for 110 yards and scored on receiving touchdown.

**2002:** Miree, an All-Big East Conference Academic team selection, played in 13 games (8 starts) and rushed for 943 yards on 214 carries (4.4) and four touchdowns. He added 123 yards on 11 catches (11.2). In his debut with Pittsburgh vs. Ohio University, Miree ran 15 times for 62 yards and followed that with 63 yards on 14 attempts vs. Texas A&M. Against Alabama-Birmingham, he posted 97 yards on 32 carries in his first start as a Panther. Miree scored his first two touchdowns in a Pittsburgh uniform on runs of 1 and 6 yards vs. Syracuse. Against Virginia Tech, he posted his first 100-yard game for the Panthers, totaling 161 yards on 23 carries and scored the game-winning touchdown on a 53-yard run with 4:11 left to play. He rushed 26 times for 118 yards against Miami and had 121 yards on 25 carries vs. West Virginia. In the Insight.com Bowl vs. Oregon State, Miree tallied his fourth 100-yard game in five contests, picking up 113 yards on 20 attempts and a touchdown.

**2001:** After starting the season opener vs. UCLA and playing briefly the following week vs. Vanderbilt, Miree left Alabama, transferring to Pittsburgh, where he sat out the rest of the year under NCAA transfer rules. He gained two yards on three carries for the season.

**2000:** Miree appeared in every game (11) as a backup tailback at Alabama, where he carried the ball 94 times for 426 yards (4.5) and six touchdowns. Against Vanderbilt, he rushed for 70 yards on nine carries, including a 41-yard touchdown. Miree carried the ball 29 times for 96 yards with two touchdowns vs. Arkansas and scored another touchdown against South Carolina. Against Mississippi, Miree posted 91 yards on 12 rushes, including a 35-yard touchdown, and gained 88 yards including a 37-yard touchdown on 13 carries against Central Florida.




**1999:** As a freshman at Alabama, Miree redshirted during his first season.

**HIGH SCHOOL:** Miree rushed for 2,455 yards and 31 touchdowns on 259 carries (9.5) as a senior at Winton Woods (Ohio) High School. He averaged 223.2 yards per game that year in leading his team to a 9-2 record and the first playoff berth in school history. The ninth-ranked player in the Midwest Region according to the *Detroit Free Press*, as a junior, rushed for 1,343 yards and 18 touchdowns on 130 carries (10.3). In a three-year span, he helped guided Winton Woods to a record of 25-5 (.833) and two Queen City Conference titles. Additionally, he lettered in track and was a three-time QCCN 100-meter dash champion, and his 4x100 relay team captured the district and regional titles.

**PERSONAL:** Miree, who graduated in May 2003 with a bachelor's degree in public administration, is currently enrolled in the University of Pittsburgh's Graduate School of Public and International Affairs. He was born Brandon C. Miree on April 14, 1981, in Cincinnati, Ohio.

#### MIREE'S COLLEGIATE RECORD — ALABAMA/PITTSBURGH

Year	School	G	S	RUSHING				RECEIVING				SCORING					
				No.	Yds.	Avg.	LG	TD	No.	Yds.	Avg.	LG	TD	TD	TD	TD	2pt
2000	Alabama	11	0	94	426	4.5	41	6	1	11	11.0	11	0	6	6	0	0
2001	Alabama	2	1	3	2	0.7	3	0	0	0	0.0	0	0	0	0	0	0
2002	Pittsburgh	13	8	214	943	4.4	53	4	11	123	11.2	26	0	4	4	0	0
2003	Pittsburgh	6	5	115	616	5.0	76	6	16	130	8.1	18	1	7	6	1	0
<b>CAREER TOTALS</b>		<b>32</b>	<b>14</b>	<b>426</b>	<b>1,987</b>	<b>4.7</b>	<b>76</b>	<b>16</b>	<b>28</b>	<b>264</b>	<b>9.4</b>	<b>1</b>	<b>26</b>	<b>17</b>	<b>16</b>	<b>1</b>	<b>0</b>



### BRADLEE VAN PELT

6-2 • 231 • COLORADO STATE

**BORN:** July 3, 1980, in Owosso, Michigan

**HIGH SCHOOL:** San Marcos High School, Santa Barbara, Calif.

**RESIDES:** Santa Barbara, Calif.

**DRAFTED:** Seventh Round (250th overall)

QUARTERBACK

9

Bradlee Van Pelt, a two-time All-Mountain West Conference first-team selection, is a rare breed of athlete who has a powerful arm but is built like a linebacker and can run with the power of a running back. Selected by the Broncos with the team's final pick of the seventh round (250th overall), he will look to adjust to the speed of the NFL game and find his place in Denver. After spending his freshman year at Michigan State (1999), Van Pelt transferred to Colorado State and completed 424-of-778 passes (54.5) for 6,165 yards with 37 touchdowns and 13 interceptions. Only Moses Moreno (6,689, 1994-97), Terry Nugent (7,103, 1980-83) and Kelly Stouffer (7,141, 1984-86) threw for more yards in a career at Colorado State. He ranks 19th all-time among NCAA Division I-A quarterbacks in rushing, carrying 420 times for 2,274 yards (5.4) and 25 touchdowns, and his career rushing total ranks ninth on CSU's career-record list. Additionally, he set a Rams' career-record by amassing 8,439 yards in total offense, surpassing the previous mark of 7,147 yards by Anthony Hill (1991-93). Joining Bowling Green's Josh Harris (7,503 passing, 2,473 rushing), they are only the eighth and ninth players in NCAA Division I-A history to throw for more than 4,000 yards and rush for more than 2,000 yards in a career.

**2003:** For the second consecutive year, Van Pelt earned All-Mountain West Conference first-team honors, starting 12 games, having to come off the bench in the San Francisco Bowl as he was recovering from right hand surgery (broke a bone in his hand vs. UNLV in the season finale). He completed 180-of-297 passes (60.6) for 2,845 yards, 19 touchdowns and 13 interceptions and averaged 288.8 yards per game in total offense. Along the way, he became the first quarterback since Gary Glick in 1954 to lead the Rams in rushing, carrying 170 times for 909 yards (5.3) and 10 touchdowns. Van Pelt had a fine season opener vs. Colorado totalling 416 yards, connecting on 18-of-38 passes for 339 yards and three touchdowns, and rushing 13 times for 77 yards and a pair of scores. The next week vs. California, he hit on 15-of-23 tosses for 317 yards and two touchdowns, including an 85-yarder to Joel Dreessen (second longest touchdown pass in school history). Against Miami (Ohio), Van Pelt threw for 323 yards on 14 of 24 passing and three touchdowns, and topped his previous long (vs. California) with an 86-yarder to David Anderson. Van Pelt ran for a career-high 154 yards on 13 attempts and hit on 17-of-28 throws for 197 yards and two touchdowns vs. Fresno State and backed that up with 192 yards pass-

ing and three touchdowns against BYU. During a battle with in-state rival Air Force, he completed 14-of-22 passes for 258 yards and a touchdown, while rushing 17 times for 125 yards, including two touchdowns. He posted another 100-yard rushing game at Wyoming, rushing 10 times for 140 yards and a touchdown, and threw for 217 yards on 14-of-24 attempts vs. New Mexico while rushing for 83 yards and a pair of touchdowns. Against UNLV, he completed 10-of-16 passes for 134 yards and ran nine times for 66 yards but broke a bone in his right hand. He underwent surgery two days after the game but came back in time to play in the San Francisco Bowl against Boston College. Coming off the bench, Van Pelt connected on 14-of-25 tosses for 163 yards and a 40-yard touchdown pass and carried 11 times for 65 yards and a touchdown.

**2002:** Van Pelt capped his junior year at Colorado State by earning All-Mountain West Conference first-team honors and being selected as the conference's Offensive Player of the Year. He started all 14 games and ranked seventh in the MWC in rushing (58.5 yards per game), fourth in passing per game (148.1) and fourth in total offense (206.6 yards per game). On the season, he completed 150-of-287 passes (52.3) for 2,073 yards, 10 touchdowns and seven interceptions, plus carried the football 150 times for 819 yards (5.5) and 11 touchdowns. In the season opener at Virginia, Van Pelt hit 17-of-27 passes for 229 yards and a score, and paced the Rams with 15 carries for 74 yards, including the game-winning touchdown vs. Colorado. Van Pelt, at times looking like a running back, rushed for 128 yards on 13 carries and a touchdown vs. Nevada, but also threw for 134 yards and a touchdown. Against Fresno State, he was 10-of-21 for 214 yards and a pair of touchdowns, including a 70-yarder to David Anderson, while rushing nine times for 125 yards, including a career-long 79-yard score (5th longest run from scrimmage in school history). The next week vs. Wyoming, Van Pelt threw for 157 yards on 11-of-17 passing and a touchdown and carried 10 times for 64 yards and another score. He posted two touchdowns on the ground against San Diego State, rushing 13 times for 93 yards, while also connecting on nine of 12 throws for 188 yards and three TD tosses. He amassed 216 yards and a touchdown on 16-of-26 passes vs. UNLV.

**2001:** Van Pelt, who earned All-Mountain West Conference honorable mention honors, played in 13 games, starting the final nine games of the year. He completed 94 of 194 passes (48.5) for 1,247 yards with eight touchdowns and 10 interceptions. He also was a big part of Colorado State's rushing attack, carrying the ball 100 times for 546 yards (5.5) and three scores. In his Rams debut vs. Colorado, Van Pelt came off the bench to hit 3 of 9 passes for 49 yards and a touchdown. Against Nevada, he completed 4 of 6 tosses for 77 yards and one touchdown. Van Pelt had a big game vs. Wyoming, running for a 39-yard touchdown and hitting on 11 of 20 passes for 110 yards and another score. At Fresno State, he accounted for two touchdowns, the first on a 21-yard pass to Pete Rebstock, and the second on a 53-yard run, the second longest rush of his career. Van Pelt threw for 201 yards on 11 of 24 passing and a score vs. Utah and posted his best day of the season against BYU with 21 carries for 174 yards and two touchdowns, adding 158 yards and a touchdown on 12 of 26 passing. Van Pelt closed the season vs. North Texas in Rams' New Orleans Bowl win by completing 5 of 14 passes for 106 yards and a score, plus ran seven times for 34 yards and touchdown.

**2000:** Van Pelt was a redshirt his first year at Colorado State after transferring from Michigan State. He was named the scout team player of the year for his work against the Rams' defensive unit.

**1999:** Van Pelt was on the roster but did not play at Michigan State.

**HIGH SCHOOL:** Van Pelt was a four-sport athlete at San Marcos (Santa Barbara, Calif.) High School, lettering three times in football, twice each in baseball and soccer and once in basketball. He was named all-league in football and soccer three times, and in baseball once. Van Pelt earned all-state honors in football as a senior, was the team's MVP as a junior and senior and set school career records in rushing and passing. Additionally, he led the soccer team to the 1998 CIF title.

**PERSONAL:** Van Pelt is the son of Brad and Susan Van Pelt. Brad was an All-American linebacker at Michigan State and later played more than a decade in the NFL for the New York Giants. Bradlee was born July 3, 1980, in Owosso, Mich., and he currently resides in Santa Barbara, Calif.


#### VAN PELT'S COLLEGIATE RECORD — COLORADO STATE

Year	School	G	S	Att.	Comp.	Pct.	PASSING		TD	% Int.	% LG	Sack/Yds.	Rtg.
							Yds.	Yds./Att.					
1999	Michigan St.	0	0	0	0	0.0	0	0.0	0	0.0	0	0/0	0.0
2000	Colorado St.						REDSHIRTED						
2001	Colorado St.	11	8	194	94	48.5	1,247	6.4	8	4.1	10	5.2	12/101
2002	Colorado St.	14	14	287	150	52.3	2,073	7.2	10	3.5	7	2.4	80
2003	Colorado St.	13	12	297	180	60.6	2,845	9.6	19	6.4	13	4.4	86
<b>CAREER TOTALS</b>		<b>38</b>	<b>34</b>	<b>778</b>	<b>424</b>	<b>54.5</b>	<b>6,165</b>	<b>7.9</b>	<b>37</b>	<b>4.8</b>	<b>30</b>	<b>3.9</b>	<b>86</b>



Year	RUSHING					SCORING				
	Att.	Yds.	Avg.	LG	TD	TD	TDr	TDp	TDrt	2pt
2001	100	546	5.5	53	4	4	4	0	0	2
2002	150	819	5.5	79	11	11	11	0	0	0
2003	170	909	5.3	46	10	10	10	0	0	0
CAREER TOTALS	420	2,274	5.4	79	25	25	25	0	0	2

## ROOKIE AND FIRST-YEAR PLAYERS



### ROC ALEXANDER

5-10 • 186 • WASHINGTON

BORN: Sept. 23, 1981, in Colorado Springs, Colo.

HIGH SCHOOL: Wasson High School, Colorado Springs, Colo.

ACQUIRED: College Free Agent, 2004

45

CORNERBACK

Roc Alexander, a shutdown cornerback with exceptional quickness, started 14 of 35 games at Washington, recording 86 tackles (58 solo), four interceptions, 18 passes defended and three forced fumbles. He also added 34 kickoff returns for 868 yards (25.5) and a touchdown. The 25.5 kickoff return average ranks third on the school's career-record list and his kickoff return yardage total ranks fourth in school annals. A Colorado Springs native, Alexander helped lead Wasson High School to a 7-4 finish and the Metro North championship as a senior. He rushed for 1,620 yards on 162 carries with 18 touchdowns, plus caught 11 passes for 274 yards, and defensively, recorded 110 tackles and returned two interceptions for scores. In 1999, Alexander was a *Denver Post* "Blue Chip" selection, named to the *Colorado Springs Gazette-Telegraph's* All-Area team, selected to the *Rocky Mountain News's* all-state squad and was an honorable mention pick to *USA Today's* All-USA team. Nicknamed "Roc" by his grandfather, he was born Narond Alexander on Sept. 23, 1981, in Colorado Springs, Colo. He signed with the Broncos as an undrafted rookie free agent in 2004.



### SANTONIO BEARD (!)

6-0 • 224 • ALABAMA

BORN: Feb. 14, 1980, in Nashville, Tenn.


HIGH SCHOOL: Pearl-Cohn High School, Nashville, Tenn.

ACQUIRED: Free Agent, 2004

30

RUNNING BACK

Santonio Beard, who signed with the Broncos as a free agent on Feb. 9, enters his first NFL training camp. He did, however, spend one week on Oakland's practice squad in 2003. In 31 career games (7 starts) at Alabama, Beard rushed for 1,444 yards on 242 carries (6.0) and 16 touchdowns, and averaged 60 yards a game. He emerged onto the scene for Alabama in 2002 when Ahmaad Galloway—Denver's second of two seventh-round draft picks last year—was lost for the year due to a knee injury. Beard finished his senior year with 811 yards rushing on 165 carries (4.9) and 12 touchdowns. A *SuperPrep* All-American following his senior year at Pearl-Cohn High School in Nashville, Tenn., Beard was a two-time Mr. Football award recipient in Class 4A. He rushed for 5,630 yards and 91 touchdowns during his high school career, including 2,432 yards and 38 touchdowns as a senior. He was born Feb. 14, 1980, in Nashville, Tenn.



### CHARLES BURTON (!)

6-1 • 240 • SYRACUSE

BORN: May 6, 1979, in Richmond, Va.

HIGH SCHOOL: Austin High School, Austin, Texas

ACQUIRED: Free Agent, 2004

50

LINEBACKER

Charles Burton joined the Broncos as a free agent (6/14) and looks to add depth to the linebacking corps. He spent training camp in 2003 with Arizona but was released and was out of football the remainder of the season. The first-year linebacker out of Syracuse has been a two-year starter in NFL Europe with Rhein and was a member of the Fire's World Bowl XI team. Originally signed by Arizona as a rookie free agent following the 2002 NFL Draft, Burton did not play in 2002 after being waived in training camp. While at Syracuse, he made 118 tackles (77 solo), including 55 as a senior. Burton was a first-team all-district quarterback as a senior at Austin (Texas) High School after rushing for 700 yards and nine touchdowns and adding 600 yards passing and four scores. As a sophomore, he was named defensive sophomore of the year and was the offense's most valuable player. In addition to excelling on the gridiron, Burton lettered four times in track and once in baseball. He was born May 6, 1979, in Richmond, Va.



### TYSON CLABO

6-6 • 314 • WAKE FOREST

BORN: Oct. 17, 1981, in Knoxville, Tenn.

HIGH SCHOOL: Farragut High School, Knoxville, Tenn.

ACQUIRED: College Free Agent, 2004

70

GUARD

Tyson Clabo, who signed with the Broncos as a rookie free agent on April 26, is a big, powerful guard who can add valuable depth to Denver's offensive line. He earned first-team All-Atlantic Coast Conference honors his senior year at Wake Forest and was honorable mention the previous season. After moving into the starting lineup as a sophomore, Clabo started 37 of 46 career games played, including 36 consecutive. In addition to excelling on the field, Clabo twice made Wake Forest's Dean's List. A dual-sport athlete at Farragut High School, he earned six letters (three each) in football and basketball. He earned all-conference honors as a junior and senior in football and averaged a double-double-18 points and 10 rebounds per game in basketball as a senior. His father, Phil, played football at the University of Tennessee from 1971-75, and his cousin, Neil Clabo, is a former NFL punter for the Pittsburgh Steelers and Minnesota Vikings. Clabo was born Oct. 17, 1981, in Knoxville, Tenn.



### ROMAR CRENSHAW

6-0 • 185 • SE OKLAHOMA STATE

BORN: Sept. 22, 1980, in Broken Bow, Okla.

HIGH SCHOOL: Broken Bow High School, Broken Bow, Okla.

ACQUIRED: College Free Agent, 2004

3

WIDE RECEIVER

Romar Crenshaw, playing at Division II Southeastern Oklahoma State, averaged 25.4 yards per reception last fall, amassing 966 yards on 38 receptions in a 10-game season. The Broken Bow, Okla., native is the Savages' all-time leading receiver and was a finalist for the Harlon Hill Trophy in 2002, an award given to the top player in Division II. He helped lead the Savages to a No. 23 ranking in early October, but they finished out of the polls after losing their final game of 2003 to East Central University. During a 2001 game against Abilene Christian, Crenshaw established a school record by gaining 211 yards on just six receptions. He left as the school's all-time leader in receiving yardage with



3,133 and holds the record for the longest punt return in SESU history—a 96-yarder against East Texas Baptist. Crenshaw was a three-year starter at wide receiver and safety at Broken Bow High School, where he helped lead the team to three district titles. He was born Sept. 22, 1980. He signed with the Broncos as a college free agent on April 26.



### RANDY GARNER (I)

6-4 • 285 • ARKANSAS

BORN: Nov. 28, 1977, in Atlanta, Texas


HIGH SCHOOL: Atlanta High School, Atlanta, Texas

ACQUIRED: Free Agent, 2004

61

DEFENSIVE END

Randy Garner joins the Broncos (6/14) as a free agent after a highly successful stint as a starting defensive end with the Rhein Fire in NFL Europe. In 2003, he was out of football after being waived by St. Louis during training camp. Again out of football in 2002 after spending training camp with Jacksonville, Burton was on the Jaguars' practice squad in 2001. He entered the NFL as Atlanta's sixth-round (167th overall) selection in the 2001 NFL Draft. A three-year starter at Arkansas, Burton moved from outside linebacker to defensive end as a sophomore and started his last 34 games. During his career, he totaled 164 tackles (88 solo) and 30 for a loss. As a senior, Burton started nine games, racking up 27 tackles (16 solo), two sacks and one pass defended. His best season came as a junior when he was named to the All-SEC second team, registering 52 tackles (32 solo), 5.5 sacks, a team-high 13 tackles for loss and one interception. Born Randy Montrell Garner Nov. 28, 1977, in Atlanta, Texas, he earned All-Northeast Texas honors and was named the area's Most Valuable Defensive Player each of his last two seasons at Atlanta High School.



### LOUIS GREEN (I)

6-3 • 228 • ALCORN STATE

BORN: Sept. 23, 1979, in Vicksburg, Miss.


HIGH SCHOOL: Jefferson County High School, Lorman, Miss.

ACQUIRED: Free Agent, 2003

53

LINEBACKER

Louis Green returns for his second season with the Broncos after spending the final six weeks of 2003 with the team. He originally signed with Denver as a free agent Jan. 7, 2003, and spent training camp with the Broncos before being released in the final cutdown (8/31). During the offseason in 2003, he played for the Amsterdam Admirals in NFL Europe. In 2002, Green signed with Baltimore (6/2) but was released during training camp on Aug. 26, and was out of football the rest of the season. A three-year starter at Alcorn State, he totaled 215 career tackles, including 114 solo, and finished second on the team by posting a career-high 88. He also led the team in sacks his senior season with seven for 57 yards. Louis Edward Green attended Jefferson County (Lorman, Miss.) High School and was born Sept. 23, 1979, in Vicksburg, Miss. Off the field, Green has worked with the National Youth Sports Program the past four years.



### B.J. JOHNSON

5-11 • 207 • TEXAS

BORN: Aug. 4, 1982, in Arlington, Texas

HIGH SCHOOL: South Grand Prairie High School, Grand Prairie, Texas

ACQUIRED: College Free Agent, 2004

2

WIDE RECEIVER

B.J. Johnson signed with the Broncos as a college free agent April 26, and with his ability to run all routes and his knack for gaining yards after the catch, looks to join Denver's deep receiving corps. In 49 career games (45 starts) at Texas, Johnson made 152 receptions for 2,389 yards (15.7) and 16 touchdowns, while adding 14 rushes for 82 yards (5.9). He earned honorable mention All-Big 12 hon-

ors as a senior, after hauling in 30 catches for 549 yards and four touchdowns. A valuable performer since arriving on campus, he set seven Longhorns freshman receiving records, including the school's freshman single-season record with 41 receptions, posted the second-highest receiving yardage total (698) by a freshman in UT history and also set the school's single-game frosh marks for receptions (nine, vs. Baylor) and receiving yards (187, vs. Texas A&M) in 2000. While attending South Grand Prairie (Texas) High School, Johnson was a Parade All-American and was tabbed as the top receiver on that prestigious squad. He also earned first-team All-USA honors from *USA Today*. Brandon Willis Johnson was born Aug. 4, 1982, in Arlington, Texas.



### BRANDON KENNEDY

5-10 • 315 • NORTH TEXAS

BORN: Oct. 20, 1981, in Dallas, Texas

HIGH SCHOOL: Terrell High School, Dallas, Texas

ACQUIRED: College Free Agent, 2004

73

DEFENSIVE TACKLE

Brandon Kennedy, after a stellar collegiate career, was considered a top defensive lineman coming out of North Texas. A preseason All-America candidate and listed on the preseason watch list for the Outland, Lombardi and Nagurski Awards, he was the 2003 Sun Belt Player of the Year and a unanimous first-team all-conference selection. He led the Sun Belt with 23 tackles for loss and tied for fifth in the conference with six quarterback sacks, while leading all Sun Belt defensive ends and linemen with an average of 5.5 tackles per game. During his prep career at Terrell High School, Kennedy was the *Dallas Morning News'* Defensive Player of the Year and a first team all-state pick by the Associated Press. As a senior, he had 123 total tackles including 25 for losses, 21 quarterback sacks and caused eight fumbles. His older brother, Kenoy, is a four-year starting safety for the Broncos. He was born Oct. 20, 1981, in Dallas. He signed with the Broncos as a college free agent April 26.



### TYLER LENDA (I)

6-2 • 289 • PENN STATE

BORN: Sept. 4, 1979, in Harrisburg, Pa.

HIGH SCHOOL: Cedar Cliff High School, Camp Hill, Pa.

ACQUIRED: College Free Agent, 2003

64

GUARD

Tyler Lenda, who was out of football in 2003, returns to the Broncos after being waived in the final cutdown of training camp last year. This past offseason, Lenda gained valuable experience playing for the Amsterdam Admirals in NFL Europe. He signed with Denver as a rookie free agent from Penn State where he was a two-year starter at right offensive guard. Lenda began his career as a defensive end, moving to tight end as a redshirt freshman before settling on the offensive line in 2000. As a senior, Lenda started 11 games, collecting 53 knockdowns as he helped the team average 423.7 yards per game. He moved into the starting lineup at right offensive guard as a junior and registered 45 knockdowns to help the team average 345.8 yards per game. A rare four-sport standout, earning a school-record 13 letters, at Cedar Cliff High School in Camp Hill, Pa., he was a three-year starter and letterman in football, earning *Super Prep* and *Prep Star* All-American honors. Lenda was chosen first-team all-conference and all-district and led his team to the District III title, and participated in the Big 33 game, as well as the Pennsylvania East-West all-star game following his senior season. Born Andrew Tyler Lenda on Sept. 4, 1979, in Harrisburg, Pa., he resides in Camp Hill, Pa. The son of Barbara and Ed Lenda, he followed in the footsteps of his father, who played for the Nittany Lions from 1963-66.




**THOMAS PITTMAN (I)**
**6-4 • 295 • FLORIDA**
**BORN:** Nov. 2, 1979, in Garyville, La.

**HIGH SCHOOL:** East St. John High School, Reserve, La.

**ACQUIRED:** Free Agent, 2004

**60**
**DEFENSIVE TACKLE**

Thomas Pittman joined the Broncos as a college free agent Dec. 30, 2003. This past offseason, he was in NFL Europe with the Scottish Claymores but spent the entire season on injured reserve. Before joining the Broncos, Pittman was on Cleveland's practice squad for one week in 2003 after spending training camp with the Browns. He signed with Cleveland as an undrafted rookie free agent April 26, 2002—following his professional baseball career—and was immediately placed on the reserve/non-football injury list, where he spent the entire 2002 season. Pittman played only one season of football at Florida before leaving to play baseball in the Montreal Expos' farm system. During that year, he recorded 24 tackles, one sack and led the team with 11 special teams tackles. Pittman attended East St. John (Reserve, La.) High School, where he was one of the top prospects in the country at defensive tackle before attending the University of Florida. He was born Nov. 2, 1979, in Garyville, La.


**SHANNON SNELL**
**6-2 • 310 • FLORIDA**
**BORN:** April 27, 1982, in Tampa, Fla.

**HIGH SCHOOL:** Hillsborough High School, Tampa, Fla.

**ACQUIRED:** College Free Agent, 2004

**71**
**GUARD**

Shannon Snell, considered one of the nation's top offensive linemen, signed with the Broncos as a college free agent April 26. A three-year starter on the offensive line at Florida (he was a tackle his first two years before switching to guard), he was an All-America selection in 2003 and a two-time All-Southeastern Conference choice. He did not allow a quarterback sack in his last 14 games and started 36 of 46 career games. Snell also garnered All-American and All-Southeastern Conference first-team honors by the *Sporting News* and was one of only two Gators on the offensive line to start every game at the same position. Snell was named to *USA Today's* first-team All-American squad, was a *Parade* All-American selection and was named to Prep Star's All-American Dream Team after playing at Hillsborough (Tampa, Fla.) High School. His father, Ray, was a guard for the Tampa Bay Buccaneers, and his brother, Ray, is a fullback at Florida. He was born Shannon Michael Snell April 27, 1982, in Tampa, Fla.



**CHRIS WATTON (I)**
**6-3 • 305 • BAYLOR**
**BORN:** Oct. 6, 1977, in Sioux Falls, S.D.

**HIGH SCHOOL:** Foley High School, Foley, Ala.

**ACQUIRED:** Free Agent, 2002

**67**
**GUARD/CENTER**

Chris Watton enters his second season with the Broncos after spending 14 weeks on Denver's practice squad in 2003. Originally joining the Broncos on Sept. 18, 2002, he spent the remainder of the 2002 season on the practice squad. He spent training camp with the Green Bay Packers (2002) before being released in the final cutdown. Coming out of Baylor, Watton entered the NFL with the Arizona Cardinals as an undrafted free agent in 2000 but was released before training camp. The Baltimore Ravens then waived him in the final cutdown of 2001 before signing with the Packers on Jan. 17, 2002. Watton lettered two years (1996-97) at Southwest Mississippi Community College before transferring and lettering for two seasons at Baylor (1998-99). While attending Foley (Ala.) High School, Watton lettered four times in football, two times in track and once in baseball. He was named to all-county, all-region and all-state teams his senior year. Chris is married, and he and his wife, Emily, have a daughter, Zoey (3), and a son, Gage (2). Christopher Lee Watton was born Oct. 6, 1977, in Sioux Falls, S.D.





## 2003 FINAL REGULAR SEASON STATISTICS (10-6)

Date	W-L	Score	Opponent	Attendance	RUSHING	No.	Yds	Avg	Long	TD
Sep 7	W	30-10	at Cincinnati	63,820	Portis	290	1591	5.5	65t	14
Sep 14	W	37-13	at San Diego	65,445	Griffin	94	345	3.7	23	0
Sep 22	W	31-10	Oakland	76,753	Anderson	70	257	3.7	44	3
Sep 28	W	20-16	Detroit	75,719	Plummer	37	205	5.5	40	0
Oct 5	L	23-24	at Kansas City	78,903	Smith	10	98	9.8	26	0
Oct 12	W	17-14	Pittsburgh	75,974	Lelie	8	43	5.4	13	0
Oct 19	L	20-28	at Minnesota	64,381	Sapp	12	31	2.6	5	0
Oct 26	L	6-26	at Baltimore	69,721	Droughns	6	14	2.3	12	0
Nov 3	L	26-30	New England	76,203	Beuerlein	5	13	2.6	7	0
Nov 16	W	37-8	San Diego	75,217	Madise	1	10	10.0	10	0
Nov 23	L	10-19	Chicago	75,540	Jackson	1	9	9.0	9	0
Nov 30	W	22-8	at Oakland	57,201	Cole	2	8	4.0	8	0
Dec 7	W	45-27	Kansas City	76,403	Kanell	6	5	0.8	9	0
Dec 14	W	23-20	Cleveland (OT)	75,358	O'Neal	1	0	0.0	0	0
Dec 21	W	31-17	at Indianapolis	57,149	<b>TEAM</b>	<b>543</b>	<b>2629</b>	<b>4.8</b>	<b>65t</b>	<b>20</b>
Dec 28	L	3-31	at Green Bay	70,299	<b>OPPONENTS</b>	<b>379</b>	<b>1605</b>	<b>4.2</b>	<b>98t</b>	<b>11</b>

### TEAM STATISTICS

	Den	Opp
TOTAL FIRST DOWNS	334	241
Rushing	133	77
Passing	162	141
Penalty	39	23
3rd Down: Made/Att	82/211	61/207
3rd Down Pct.	38.9	29.5
4th Down: Made/Att	3/13	12/25
4th Down Pct.	23.1	48.0
POSSESSION AVG.	33:53	26:07
TOTAL NET YARDS	5598	4433
Avg. Per Game	349.9	277.1
Total Plays	1047	910
Avg. Per Play	5.3	4.9
NET YARDS RUSHING	2629	1605
Avg. Per Game	164.3	100.3
Total Rushes	543	379
NET YARDS PASSING	2969	2828
Avg. Per Game	185.6	176.8
Sacked/Yards Lost	25/157	36/221
Gross Yards	3126	3049
Att./Completions	479/280	495/265
Completion Pct.	58.5	53.5
Had Intercepted	18	9
PUNTS/AVERAGE	70/42.0	85/43.1
NET PUNTING AVG.	70/32.2	85/35.5
PENALTIES/YARDS	107/922	137/1031
FUMBLES/BALL LOST	24/6	27/11
TOUCHDOWNS	42	32
Rushing	20	11
Passing	19	17
Returns	3	4

### SCORE BY PERIODS

	1	2	3	4	OT	PTS
TEAM	110	122	74	72	3	381
OPPONENTS	63	87	45	106	0	301

### SCORING

	TD	Ru	Pa	Ret	K-PAT	FG	S	PTS
Elam	0	0	0	0	39/39	27/31	0	120
Portis	14	14	0	0	0	0	0	86
Sharpe	8	0	8	0	0	0	0	48
Anderson	5	3	2	0	0	0	0	30
Smith	4	0	3	1	0	0	0	24
Plummer	3	3	0	0	0	0	0	18
Droughns	2	0	2	0	0	0	0	12
Lelie	2	0	2	0	0	0	0	12
Carlisle	1	0	1	0	0	0	0	6
Carswell	1	0	1	0	0	0	0	6
Gold	1	0	0	1	0	0	0	6
O'Neal	1	0	0	1	0	0	0	6
Knorr	0	0	0	0	2/2	1/1	0	5
<b>TEAM</b>	<b>42</b>	<b>20</b>	<b>19</b>	<b>3</b>	<b>41/41</b>	<b>28/32</b>	<b>1</b>	<b>381</b>
<b>OPPONENTS</b>	<b>32</b>	<b>11</b>	<b>17</b>	<b>4</b>	<b>28/29</b>	<b>25/28</b>	<b>1</b>	<b>301</b>

2-PT. CONVERSIONS: Portis, TEAM 1-1. OPPONENTS 2-3.

SACKS: Berry 11.5, Hayward 8.5, Pryce 8.5, Fatafehi 2.5, Ferguson 1.0, Kennedy 1.0, Pope 1.0, Wilson 1.0, **BRONCOS 36.0, OPPONENTS 25.0**

	Att	Cmp	Yds	Cmp%	Yds/Att	TD	TD%	Int	Int%	Long	Sack/Lost	Rating
Plummer	302	189	2182	62.6	7.23	15	5.0	7	2.3	60	14/73	91.2
Kanell	103	53	442	51.5	4.29	2	1.9	5	4.9	26	2/24	49.1
Beuerlein	63	33	389	52.4	6.17	2	3.2	5	7.9	38	9/60	49.0
J. Jackson	9	4	41	44.4	4.56	0	0.0	1	11.1	16	0/0	18.5
Knorr	1	0	0	0.0	0.00	0	0.0	0	0.0	0	0/0	39.6
Smith	1	1	72	100.0	72.00	0	0.0	0	0.0	72	0/0	118.8
<b>TEAM</b>	<b>479</b>	<b>280</b>	<b>3126</b>	<b>58.5</b>	<b>6.53</b>	<b>19</b>	<b>4.0</b>	<b>18</b>	<b>3.8</b>	<b>72</b>	<b>25/157</b>	<b>75.6</b>
<b>OPPONENTS</b>	<b>495</b>	<b>265</b>	<b>3049</b>	<b>53.5</b>	<b>6.16</b>	<b>17</b>	<b>3.4</b>	<b>9</b>	<b>1.8</b>	<b>66t</b>	<b>36/221</b>	<b>76.2</b>

## 2003 FINAL REGULAR SEASON DEFENSIVE STATISTICS

Based on official coaches statistics

PLAYER	TOTAL	SOLO	ASSIST	SACKS/ Yds.	INT./ Yds.	PD	FF	FR
1. Wilson	128	99	29	1/5	0/0	7	0	2
2. K. Herndon	78	65	13	0/0	3/19	14	2	0
3. Spragan	76	56	20	0/0	0/0	6	0	1
4. Ferguson	72	58	14	1/13	0/0	3	2	0
5. Walls	68	58	10	0/0	1/0	20	1	1
6. Kennedy	65	51	14	1/0	1/0	11	1	2
Berry	65	40	25	11.5/52	0/0	4	3	1
8. Sykes	64	49	15	0/0	0/0	0	1	0
9. Brandon	57	44	13	0/0	1/0	6	0	0
10. Pryce	51	41	10	8.5/58.5	0/0	0	2	1
11. Mobley	46	32	14	0/0	0/0	3	0	0
12. Hayward	44	32	12	8.5/47	0/0	5	2	2
Fatafehi	44	29	15	2.5/14.5	0/0	2	1	0
14. Holland	42	22	20	0/0	0/0	3	0	0
15. Gold	39	34	5	0/0	2/14	6	0	0
16. Pope	26	16	10	1/14	0/0	1	1	0
17. O'Neal	22	19	3	0/0	1/6	2	0	0
18. Davis	19	11	8	0/0	0/0	1	1	0
19. Gardener	15	10	5	0/0	0/0	0	0	0
20. Spencer	11	10	1	0/0	0/0	4	0	0
21. Burns	4	4	0	0/0	0/0	0	0	0
22. Pierce	3	2	1	0/0	0/0	0	0	0
Middlebrooks	3	3	0	0/0	0/0	1	0	0
24. McNeil	1	1	0	0/0	0/0	0	0	0
Young	1	1	0	0/0	0/0	0	0	0
Rutledge	1	0	1	0/0	0/0	0	0	0
27. Team	0	0	0	1/0	0/0	0	0	0
<b>TOTAL</b>	<b>1045</b>	<b>787</b>	<b>258</b>	<b>36.0/204.0</b>	<b>9/39</b>	<b>99</b>	<b>17</b>	<b>10</b>

NOTE: Special teams and miscellaneous tackles not included in above statistics.

MISCELLANEOUS TACKLES: Smith 4, Anderson 2, Lelie 2, Portis 2, Cole 1, Droughns 1, Griffin 1, Hamilton 1, Jackson 1, Lepsis 1, McCaffrey 1, Plummer 1, R. Smith 1.

MISCELLANEOUS FUMBLE RECOVERIES: Plummer 2, Anderson 1\$, Carlisle 1@, Carswell 1@, Droughns 1@, Griffin 1\$, Kanell 1\$, Lepsis 1@, Knorr 1\$, Portis 1\$, Salaam 1@, Sharpe 1@.

MISCELLANEOUS FORCED FUMBLES: Smith 1.

DEFENSIVE TOUCHDOWNS: Ian Gold (12-yd. INT return), at Cincinnati (9/7).

TWO-POINT CONVERSION STOPS: 1 (T. Green pass to D. Hall incomplete), vs. Kansas City (12/7).

BLOCKED PUNTS: Jashon Sykes of Hunter Smith's punt vs. Indianapolis (12/21).

\$—Own recovery; @—Recovery of teammate's fumble

## 2003 REGULAR SEASON SPECIAL TEAMS STATISTICS

Based on unofficial press box statistics

PLAYER	TACKLES	FORCED FUM.	FUM. RECOV.
1. Burns	24	0	0
2. Middlebrooks	16	0	0
3. Droughns	14	0	0
4. Sykes	12	0	1
Ferguson	12	0	0
6. Spragan	9	0	2
7. Turner	8	0	0
8. Brandon	6	0	0
9. K. Herndon	5	1	0
10. Anderson	4	0	0
Rutledge	4	0	0
C. Young	4	0	0
Spencer	4	0	0
14. Knorr	3	0	0
Leach	3	0	0
16. Carswell	2	0	0
Cole	2	0	1
Gold	2	0	0
Kennedy	2	0	0
20. Madise	1	0	0
O'Neal	1	0	0
Pierce	1	0	0
<b>TOTAL</b>	<b>139</b>	<b>1</b>	<b>4</b>



## 2003 REGULAR SEASON MISCELLANEOUS STATISTICS

## DRIVE ENGINEERING

	Drives Ended By-----										Points Pts./		Quarterback			Directing Offense**		
	Started	TD	FG	FGA	PNT	DWN	TRN	SAF	CLK	RPL	Yielded	Drive	Drive Efficiency*	Plays	Yards	Avg.		
Quarterback																		
J. PLUMMER	113	32	18	3	38	5	10	0	7	0	279	2.47	44.2%	50.0%	676	4134	6.1	
S. BEUERLEIN	28	4	5	0	12	0	6	0	1	0	43	1.54	32.1%	33.3%	129	616	4.8	
D. KANELL	39	3	5	1	18	5	5	0	2	0	36	0.92	20.5%	24.3%	206	787	3.8	
J. JACKSON	3	0	0	0	2	0	1	0	0	0	0	0.00	0.0%	0.0%	17	76	4.5	
DENVER	183	39	28	4	70	10	22	0	10	(0)	358	1.96	36.6%	41.0%	1028	5613	5.5	
OPPONENTS	185	28	25	3	85	12	19	1	12	(0)	271	1.46	28.6%	32.4%	901	4440	4.9	

[\*]-the second number is the percentage the quarterback has put his team in position to score, allowing for missed field goals and subtracting those drives ended by the clock and replaced due to injury. Quarterbacks who leave the game during a drive only get a replacement credit if team goes on to earn at least one first down. Blocked punts for safeties counted as drive ended by puny; \*\*-does not include plays when not at helm or not truly setting a play in motion, i.e., muffed punts, kneel downs or spiked balls; 19-19 for [-15] in 2003.]

## KICKOFF ANALYSIS

	Total	No. Ret.	FC	MF	TB	EZ+	OB	OnS	SQB	Opp. OSY	OSY Ret.	ASY	Ret.	ASY
Kicker														
Micah Knorr	85	72	0	0	13	4	0	(0)	(0)	2325	2065	027	029	
DENVER	85	72	0	0	13	4	0	(0)	(0)	2325	2065	027	029	
OPPONENTS	70	58	0	0	12	4	0	(0)	(1)	1847	1607	026	028	

(KEY: MF---muffed; EZ+---through or over end zone; OSY---Opponent Starting Yardline; ASY---Average Starting Yardline; Ret---averages using returned kicks only. Onside (OnS), short squibs (SQB) and pop-over kicks are omitted in figuring the above; Out-of-bounds are not. Returns on aside kicks are omitted from the above.)

## FIRST DOWNS

Team	Rushing			Passing			Overall			Times Gained			Miscellany		
	Plays	Yds.	Avg.	Plays	Yds.	Avg.	Plays	Yds.	Avg.	20+	10+	5+	2-	0	Neg
DENVER	294	1421	4.8	171	1173	6.9	465	2594	5.58	30	82	180	208	90	40
Opponents	201	978	4.9	187	1236	6.6	388	2214	5.71	34	74	133	193	100	37

## YARDS GAINED BY DOWN

Team	1st Down			2nd Down			3rd Down			4th Down			Season		
	Att	Yards	Avg.	Att	Yards	Avg.	Att	Yards	Avg.	Att	Yards	Avg.	Att	Yards	Avg.
DENVER	465	2594	5.6	358	1935	5.4	211	1078	5.1	13	-9	-0.7	1047	5598	5.35
Opponents	388	2214	5.7	290	1259	4.3	207	894	4.3	25	66	2.6	910	4433	4.87

## THIRD-DOWN EFFICIENCY

Team	3rd Down and-----										Second		Total	Pct.
	1	2	3	4	5	6	7	8	9	10	11-14	15-19		
DENVER	16-20	7-18	5-13	9-20	14-24	14-29	5-13	1-11	2- 9	6-22	2-23	1- 5	0- 4	42-114
Opponents	13-26	3- 8	9-18	4-10	6-16	7-12	6-22	2-14	0-11	8-30	2-18	0-12	1-10	82-211

AVERAGE YARDS TO GO: Denver 6.6 (211/1402); Opponents 7.7 (207/1602).

OFFENSIVE BREAKDOWN: 82 conversions for 965 yards (11.8), 3 TDs; 129 failures for 113 yards (0.9), 13 opponent sacks.

DEFENSIVE BREAKDOWN: 61 conversions for 798 yards (13.1), 6 TDs; 146 failures for 96 yards (0.7), 19 Denver sacks.

## TURNOVER ANALYSIS

DENVER'S	24 turnovers led to 51 Opponent points:	6 TD, 3 FG;	16.9% of Opponents' total points (301).
OPPONENTS'	20 turnovers led to 51 Denver points:	5 TD, 5 FG;	13.4% of Denver's total points (381).

## AVERAGE STARTING FIELD POSITION

	Denver	Opponent
Drives Started	183	185
Cumulative Starting Yardlines	5575	5753
Average Field Position	D30	O31
Drives Started In Plus Territory	24	26
Scores/TD, FG	14/6.8	14/5.9
Punts/Downs	2/4	5/1
Turnovers/Ran Out Clock	1/3	3/2
Drives Started Inside Own 20/At Own 20	32/28	35/23

## SCORING PCT. INSIDE-THE-20 (RED ZONE)

	Denver	Opponent
Times Penetrated Opponent 20	56	35
Total Scores	49	30
Touchdowns	31	15
Field Goals-Attempts	18-19	15-15
Turnovers/Downs	2/4	2/1
Scores From Outside the 20/TD,FG	18/8.10	23/13.10
Scoring Percentage	87.5	85.7
*-Ran Out Clock Not Trying To Score	1	0

## YARDS LOST DUE TO PENALTY

	Denver	Opponent
Times Penalized After Offensive Gain	16	14
Yards Lost Due To Penalties	150	134
Touchdowns Called Back	0	0
Field Goals Called Back	0	1
First Downs Lost	7	6

## TIME SPENT IN THE LEAD

	Denver	Opponent	Tied
Through 16 Games (965:10 total minutes)	559:25	216:30	189:15
Percentage of Time In The Lead	58.0	22.4	19.6

## EXPANDED PUNTING

Kicker	Punts	Yards	Avg.	Number Returned		Long	Pct. Not Returned	Pct.	Pct. In20					Inside Opp. Terr.					Adjusted 50 & Out		
				Returned	Yards				In20	In20	In10	TB	FC	No.	Yds.	No.	Yds.	Avg.			
M. KNORR	68	2937	43.19	46	560	12.2	93t	32.4	33.19	14	20.6	5	6	5	10	376	58	2561	44.2		

## 2003 FINAL POSTSEASON STATISTICS (0-1)

Date	W-L	Score	Opponent	Attendance	RUSHING	No.	Yds	Avg	Long	TD
Jan 4	L	10-41	at Indianapolis	56,586	Portis	17	68	4.0	11	0
					Griffin	6	60	10.0	19	0
					Plummer	3	18	6.0	10	0
TEAM					TEAM	26	146	5.6	19	0
OPPONENTS					OPPONENTS	23	85	3.7	11	0

TEAM STATISTICS				RECEIVING			
TOTAL FIRST DOWNS	Den	Opp		No.	Yds	Avg	Long
Rushing	20	23		5	66	13.2	34
Passing	10	6		5	31	6.2	9
Penalty	9	17		5	19	3.8	10
3rd Down: Made/Att	4/11	6/8		2	18	9.0	14
3rd Down Pct.	36.4	75.0		2	18	9.0	11
4th Down: Made/Att	2/2	0/1		2	12	6.0	7
4th Down Pct.	100.0	0.0		1	10	10.0	10
POSSESSION AVG.	34:38	25:22		1	7	7.0	7
TOTAL NET YARDS	322	479		23	181	7.9	34
Avg. Per Game	322.0	479.0		26	394	15.2	87t
Total Plays	58	54					
Avg. Per Play	5.6	8.9					
NET YARDS RUSHING	146	85					
Avg. Per Game	146.0	85.0					
Total Rushes	26	23					
NET YARDS PASSING	176	394					
Avg. Per Game	176.0	394.0					
Sacked/Yards Lost	2/5	0/0					
Gross Yards	181	394					
Att./Completions	30/23	31/26					
Completion Pct.	76.7	83.9					
Had Intercepted	2	0					
PUNTS/AVERAGE	2/42.0	0/0.0					
NET PUNTING AVG.	2/32.0	0/0.0					
PENALTIES/YARDS	5/55	5/40					
FUMBLES/BALL LOST	2/1	3/1					
TOUCHDOWNS	1	5					
Rushing	0	0					
Passing	1	5					
Returns	0	0					

INTERCEPTIONS				PUNTING			
No.	Yds	Avg	Long	No.	Yds	Avg	Long
TEAM	0	0	0.0	2	84	42.0	32.0
OPPONENTS	2	52	26.0	2	84	42.0	32.0

PUNT RETURNS				KICKOFF RETURNS			
Ret	FC	Yds	Avg	No.	Yds	Avg	Long
TEAM	0	0	0.0	6	133	22.2	33
OPPONENTS	0	0	0.0	6	133	22.2	33

FIELD GOALS				PUNT RETURNS			
1-19	20-29	30-39	40-49	50+	Ret	FC	Yds
0/0	0/0	0/0	1/2	0/0	0	0	0.0
0/0	0/0	0/0	1/2	0/0	0	0	0.0
0/0	2/2	0/0	0/0	0/0	0	0	0.0

SCORING BY PERIODS				FIELD GOALS			
1	2	3	4	OT	PTS		
TEAM	3	0	0	7	0	10	
OPPONENTS	14	17	10	0	0	41	

SCORING				FIELD GOALS			
TD	Ru	Pa	Ret	K-PAT	FG	S	PTS
Smith	1	0	1	0	0	6	
Elam	0	0	0	1/1	1/2	4	
TEAM	1	0	1	0	1/2	0	10
OPPONENTS	5	0	5	0	2/2	0	41

2-PT. CONVERSIONS:				SACKS:			
BRONCOS	0-0	OPPONENTS	0-0	BRONCOS	0.0	OPPONENTS	2.0

PASSING				SACKS/			
Att	Cmp	Yds	Cmp%	Yds/Att	TD	TD%	Int
Plummer	30	23	181	76.7	6.03	1	3.3
TEAM	30	23	181	76.7	6.03	1	3.3
OPPONENTS	31	26	394	83.9	12.71	5	16.1

## 2003 FINAL POSTSEASON DEFENSIVE STATISTICS

Based on official coaches statistics

PLAYER	TOTAL	SOLO	ASSIST	SACKS/ Yds.	Int./ Yds.	PD	FF	FR
1. Brandon	10	10	0	0-0	0-0	0	0	0
2. Kennedy	8	6	2	0-0	0-0	0	0	0
3. Wilson	7	6	1	0-0	0-0	0	0	0
4. Spragan	5	3	2	0-0	0-0	0	0	0
5. Sykes	4	2	2	0-0	0-0	1	0	0
6. Fatafehi	3	3	0	0-0	0-0	0	1	0
Hayward	3	3	0	0-0	0-0	0	0	1
Walls	3	3	0	0-0	0-0	0	1	0
9. K. Herndon	2	2	0	0-0	0-0	0	0	0
Pryce	2	2	0	0-0	0-0	0	0	0
Berry	2	1	1	0-0	0-0	0	0	0
12. Middlebrooks	1	1	0	0-0	0-0	0	0	0
Pope	1	1	0	0-0	0-0	0	0	0
Spencer	1	1	0	0-0	0-0	0	0	0
Holland	1	0	1	0-0	0-0	0	0	0
TOTALS	53	44	9	0-0	0-0	1	2	1

MISCELLANEOUS TACKLES: Lelie 2, Sharpe 1.

## 2003 POSTSEASON SPECIAL TEAMS STATISTICS



## 2003 POSTSEASON MISCELLANEOUS STATISTICS

## DRIVE ENGINEERING

	Drives Ended By-----										Points Pts./		Quarterback			Directing Offense**		
	Drives Started	TD	FG	PNT	DWN	TRN	SAF	CLK	RPL	Yielded Drive			Drive Efficiency*	Plays	Yards	Avg.		
J. PLUMMER	9	1	1	1	2	0	3	0	1	0	10	1.11	22.2%	33.3%	58	322	5.6	
DENVER	9	1	1	1	2	0	3	0	1	0	10	1.11	22.2%	33.3%	58	322	5.6	
OPPONENTS	8	5	2	0	0	1	0	0	(0)	41	5.13	87.5%	87.5%	54	479	8.9		

[\*--the second number is the percentage the quarterback has put his team in position to score, allowing for missed field goals and subtracting those drives ended by the clock and replaced due to injury. Quarterbacks who leave the game during a drive only get a replacement credit if team goes on to earn at least one first down. Blocked punts for safeties counted as drive ended by puny; \*\*--does not include plays when not at helm or not truly setting a play in motion, i.e., muffed punts, kneel downs or spiked balls; 0-for [0] in playoffs.]

## KICKOFF ANALYSIS

	Total	No. Ret.	FC	MF	TB	EZ+	OB	OnS	SQB	Opp. OSY Ret.	OSY Ret.	ASY Ret.	ASY Ret.
Micah Knorr	2	2	0	0	0	0	0	(1)	(0)	59	59	030	030
DENVER	2	2	0	0	0	0	0	(1)	(0)	59	59	030	030
OPPONENTS	7	6	0	0	1	0	0	(0)	(0)	193	173	D28	D29

[KEY: MF--muffed; EZ+--through or over end zone; Opp-Opponent Starting Yardline; ASY--Average Starting Yardline; Ret--averages using returned kicks only. OnSides (OnS), short squibs (SQB) and free kicks are omitted in figuring the above; out-of-bounds are not. Yardlines determined from spot of penalties, not after they are assessed. Returns on inside kicks are omitted from the above.]

## FIRST DOWNS

Team	Rushing			Passing			Overall			Times Gained					Miscellany		
	Plays	Yds.	Avg.	Plays	Yds.	Avg.	Plays	Yds.	Avg.	20+	10+	5+	2-	0 Neg	TD	QBS	TO
DENVER	14	87	6.2	12	94	7.8	26	181	6.96	0	8	17	5	3	0	0	1
Opponents	14	41	2.9	13	214	16.5	27	255	9.44	3	7	12	11	4	1	2	0

## YARDS GAINED BY DOWN

Team	1st Down			2nd Down			3rd Down			4th Down			Playoffs		
	Att	Yards	Avg.	Att	Yards	Avg.	Att	Yards	Avg.	Att	Yards	Avg.	Att	Yards	Avg.
DENVER	26	181	7.0	19	91	4.8	11	43	3.9	2	7	3.5	58	322	5.6
Opponents	27	255	9.4	18	113	6.3	8	112	14.0	1	-1	-1.0	54	479	8.9

## THIRD-DOWN EFFICIENCY

Team	3rd Down and-----										Rush	Pass	Second Half	Total	Pct.
	1	2	3	4	5	6	7	8	9	10	11-14	15-19	20+		
DENVER	0-0	0-0	0-0	0-0	3-5	1-2	0-1	0-1	0-0	0-0	0-0	0-0	2-5	4-11	36.4
Opponents	0-0	1-1	0-0	0-0	1-1	1-1	1-1	2-3	0-1	0-0	0-0	0-0	6-8	3-5	75.0

AVERAGE YARDS TO GO: Denver 8.5 (11/93); Opponents 6.6 (8/53).

OFFENSIVE BREAKDOWN: 4 conversions for 30 yards (7.5), 0 TDs; 7 failures for 13 yards (1.9), 1 opponent sack.

DEFENSIVE BREAKDOWN: 6 conversions for 107 yards (17.8), 2 TDs; 2 failures for 5 yards (2.5), 0 Denver sacks.

## TURNOVER ANALYSIS

DENVER'S	3 turnovers led to 6 Opponent points:	0 TD, 2 FG;	14.6% of Opponents' total points (41).
OPPONENTS'	1 turnover led to 7 Denver points:	1 TD, 0 FG;	70.0% of Denver's total points (10).

## AVERAGE STARTING FIELD POSITION

	Denver	Opponent
Drives Started	9	8
Cumulative Starting Yardlines	257	347
Average Field Position	D29	O43
Drives Started In Plus Territory	0	3
Scores/TD, FG	0/0,0	1/0,1
Punts/Downs	0/0	0/1
Turnovers/Ran Out Clock	0/0	1/0
Drives Started Inside Own 20/At Own 20	0/1	2/1

## SCORING PCT. INSIDE-THE-20 (RED ZONE)

	Denver	Opponent
Times Penetrated Opponent 20	1	3
Total Scores	1	3
Touchdowns	1	1
Field Goals-Attempts	0-0	0-2
Turnovers/Downs	0/0	0/0
Scores From Outside the 20/TD,FG	1/0,1	4/4,0
Scoring Percentage	100.0	100.0
*--Ran Out Clock Not Trying To Score	0	0

## YARDS LOST DUE TO PENALTY

	Denver	Opponent
Times Penalized After Offensive Gain	4	0
Yards Lost Due To Penalties	21	0
Touchdowns Called Back	0	0
Field Goals Called Back	0	0
First Downs Lost	0	0

## TIME SPENT IN THE LEAD

	Denver	Opponent	Tied
Through 1 Game (60:00 total minutes)	0:00	56:55	3:05
Percentage of Time In The Lead	0.0	94.8	5.2

## EXPANDED PUNTING

Kicker	Punts	Yards	Avg.	Number	Return	Avg.	Long	Pct. Not	Net Avg.	In20	Pct.	In10	TB	FC	Inside Opp. Terr.			Adjusted 50 & Out	
				Returned	Yards		Return				Return				In20	No.	Yds.	No.	Yds.
M. KNORR	2	97	48.50	0	0	0.0	0	100.0	38.50	1	50.0	0	1	0	1	40	1	57	57.0

## 2003 FINAL PRESEASON STATISTICS (3-1)

DATE	W-L	SCORE	OPPONENT	ATTENDANCE	RUSHING	No.	Yds	Avg	Long	TD
Aug 9	W	20-12	at Houston	70,021	Sapp	34	111	3.3	14	1
Aug 16	W	15-10	at Chicago	52,861	Portis	27	100	3.7	10	0
Aug 25	L	23-28	Indianapolis	72,510	Anderson	19	79	4.2	22	1
Aug 29	W	20-3	Seattle	73,038	J. Jackson	10	65	6.5	19	1

## TEAM STATISTICS

	Den	Opp			
TOTAL FIRST DOWNS	85	51			
Rushing	33	20			
Passing	43	26			
Penalty	9	5			
3rd Down: Made/Att	24/64	13/51			
3rd Down Pct.	37.5	25.5			
4th Down: Made/Att	3/3	2/5			
4th Down Pct.	100.0	40.0			
POSSESSION AVG.	32:53	27:07			
TOTAL NET YARDS	1357	915			
Avg. Per Game	339.3	228.8			
Total Plays	280	225			
Avg. Per Play	4.8	4.1			
NET YARDS RUSHING	490	351			
Avg. Per Game	122.5	87.8			
Total Rushes	126	101			
NET YARDS PASSING	867	564			
Avg. Per Game	216.8	141.0			
Sacked/Yards Lost	9/53	8/60			
Gross Yards	920	624			
Att./Completions	145/73	116/65			
Completion Pct.	50.3	56.0			
Had Intercepted	5	3			
PUNTS/AVERAGE	20/41.8	27/45.3			
NET PUNTING AVG.	20/31.0	27/37.2			
PENALTIES/YARDS	33/246	27/200			
FUMBLES/BALL LOST	12/3	6/2			
TOUCHDOWNS	8	6			
Rushing	4	2			
Passing	4	4			
Returns	0	0			

	No.	Yds	Avg	Long	TD
RECEIVING					
R. Smith	10	110	11.0	21	0
Lelie	9	157	17.4	55t	1
D. Carswell	9	82	9.1	15t	1
Cole	6	74	12.3	20	1
Madise	5	51	10.2	17	0
Haygood	4	49	12.3	16	1
Adams	4	36	9.0	9	0
Rice	3	73	24.3	36	0
Portis	3	48	16.0	32	0
Sharpe	3	43	14.3	19	0
Droughns	3	38	12.7	21	0
Anderson	3	20	6.7	12	0
Hape	2	55	27.5	39	0
Hodge	2	27	13.5	18	0
McCaffrey	2	23	11.5	15	0
Sapp	2	18	9.0	11	0
Leach	2	15	7.5	9	0
N. Jackson LG	1	13	13.0	13	0
M. Jackson	1	1	1.0	1	0
TEAM	73	920	12.6	55t	4
OPPONENTS	65	624	9.6	53t	4

SCORE BY PERIODS	1	2	3	4	OT	PTS
TEAM	23	6	17	32	0	78
OPPONENTS	3	23	20	7	0	53

SCORING	TD	Ru	Pa	Ret	K-PAT	FG	S	PTS
Elam	0	0	0	0	6/6	8/11	0	30
Anderson	1	1	0	0			0	6
D. Carswell	1	0	1	0			0	6
Cole	1	0	1	0			0	6
Haygood	1	0	1	0			0	6
J. Jackson	1	1	0	0			0	6
M. Jackson	1	1	0	0			0	6
Lelie	1	0	1	0			0	6
Sapp	1	1	0	0			0	6
TEAM	8	4	4	0	6/6	8/11	0	78
OPPONENTS	6	2	4	0	5/5	4/5	0	53

PUNTING	No.	Yds	Avg	Net	TB	In	Lg	B
Knorr	13	553	42.5	34.5	0	3	52	0
McBriar TM	7	283	40.4	24.6	1	1	58	0
TEAM	20	836	41.8	31.0	1	4	58	0
OPPONENTS	27	1222	45.3	37.2	2	7	68	1

PUNT RETURNS	Ret	FC	Yds	Avg	Long	TD
Madise	6	0	28	4.7	8	0
O'Neal	5	1	27	5.4	11	0
Kelly	4	0	47	11.8	28	0
Rice	3	0	75	25.0	61	0
TEAM	18	1	177	9.8	61	0
OPPONENTS	13	3	196	15.1	65	0

KICKOFF RETURNS	No.	Yds	Avg	Long	TD
Cole	7	203	29.0	50	0
Droughns	3	44	14.7	28	0
Madise	1	15	15.0	15	0
TEAM	11	262	23.8	50	0
OPPONENTS	18	452	25.1	39	0

ELAM: (47G,50G) (22G,26B,55N) (36G,39G,51B,42G) (39G,31G)  
BRONCOS: (47G,50G) (22G,26B,55N) (36G,39G,51B,42G) (39G,31G)  
OPPONENTS: (49G,27G) (28G,47N) () (52G)

PASSING	Att	Cmp	Yds	Cmp%	Yds/Att	TD	TD%	Int	Int%	Long	Sack/Lost	Rating
Plummer	40	26	369	65.0	9.23	2	5.0	2	5.0	55t	2/12	90.5
J. Jackson	37	13	149	35.1	4.03	0	0.0	0	0.0	36	2/9	48.1
Beuerlein	33	16	164	48.5	4.97	1	3.0	0	0.0	17	3/15	73.3
Kanell	33	18	238	54.5	7.21	1	3.0	2	6.1	39	2/17	62.4
Rolovich	2	0	0	0.0	0.00	0	0.0	1	50.0	0	0/0	0.0
TEAM	145	73	920	50.3	6.34	4	2.8	5	3.4	55t	9/53	65.3
OPPONENTS	116	65	624	56.0	5.38	4	3.4	3	2.6	53t	8/60	71.9



## 2003 FINAL PRESEASON DEFENSIVE STATISTICS

Based on unofficial press box statistics.

Player	UT	A	TT	S-Yds.	I-Yds.	PD	FF	FR	Player	UT	A	TT	S-Yds.	I-Yds.	PD	FF	FR
1. Ferguson	14	11	3	0-0	0-0	0	0	0	McNeal	5	3	2	0-0	0-0	1	0	0
2. Spragan	13	9	4	0-0	0-0	1	0	0	Pryce	5	2	3	1-7	0-0	1	0	0
3. Sykes	12	12	0	0-0	1-15	1	0	0	21. Middlebrooks	4	4	0	0-0	0-0	1	0	1
Gold	12	10	2	0-0	0-0	2	1	0	Hunt	4	3	1	2-18	0-0	1	0	0
Brandon	12	9	3	0-0	0-0	1	0	0	23. Dalton	3	3	0	0-0	0-0	0	0	0
6. Walls	9	8	1	0-0	0-0	2	0	0	Fatafehi	3	3	0	1-6	0-0	1	0	0
7. Hayward	8	7	1	3-22	0-0	1	0	0	Spencer	3	3	0	0-0	0-0	1	0	0
Holland	8	6	2	0-0	0-0	1	0	0	Finn	3	2	1	0-0	0-0	1	0	0
Pierce	8	6	2	0-0	1-19	2	0	0	Mobley	3	1	2	0-0	0-0	1	0	0
10. Berry	7	7	0	1-7	0-0	0	0	0	28. B. Williams	2	2	0	0-0	0-0	2	0	1
Wilson	7	6	1	0-0	0-0	0	0	0	29. Eason	1	1	0	0-0	0-0	0	0	0
D. Davis	7	5	2	0-0	0-0	0	0	0	Green	1	1	0	0-0	0-0	0	0	0
Kennedy	7	4	3	0-0	0-0	0	0	0	Mitchell	1	1	0	0-0	0-0	0	0	0
14. Flowers	6	6	0	0-0	0-0	0	0	0	O'Neal	1	1	0	0-0	0-0	1	0	0
C. Young	6	6	0	0-0	0-0	1	1	0	B. Kelly	1	0	1	0-0	1-9	1	0	0
16. K. Herndon	5	5	0	0-0	0-0	2	0	0	34. Walker	0	0	0	0-0	0-0	1	0	0
Burns	5	4	1	0-0	0-0	0	1	0	TEAM	191	155	36	8-60	3-43	27	3	2
Pope	5	4	1	0-0	0-0	0	0	0									

**SPECIAL TEAMS TACKLES:** Ferguson 5, Burns 4, Madise 3, Cole 2, M. Jackson 2, Knorr 2, Middlebrooks 2, C. Young 2, Spragan 2, Anderson 1, Chamblin 1, Droughns 1, Gold 1, Haygood 1, Stewart 1, Walker 1, Chatman 1, Sykes 1. **SPECIAL TEAMS FUMBLE RECOVERIES:** Kelly 2, Rice 1. **BLOCKED KICKS:** Spragan 1. **MISCELLANEOUS TACKLES:** Droughns 2, Adams 1, Lelle 1, McCaffrey 1, Rice 1, Sapp 1. **MISCELLANEOUS FUMBLE RECOVERIES:** Anderson 1\$, Carswell 1\$, Plummer 1\$, Sapp 1\$, Sharpe 1\$, Watton 1\$.

### DENVER'S 2003 REGULAR SEASON RECORD WAS...

6-2	when leading after 1st quarter	0-0	when Denver passes for 300 yards
8-2	when leading after 2nd quarter	1-1	when opponent passes for 300 yards
9-3	when leading after 3rd quarter	1-1	when playing in domes
2-2	when trailing after 1st quarter	9-5	when playing outdoors
1-4	when trailing after 2nd quarter	1-2	when playing on an artificial surface
0-3	when trailing after 3rd quarter	9-4	when playing on natural grass
6-4	when Denver scores first	5-4	when winning the coin toss
4-2	when opponent scores first	5-2	when losing the coin toss
1-0	when tied at the half	10-3	when scoring 20 or more points
8-5	when Denver rushes for 100 yards	2-5	when yielding 20 or more points
4-4	when opponent rushes for 100 yards	1-0	in overtime games
4-2	when winning turnover margin	3-3	when losing turnover margin

Opponent	GIVEAWAYS			TAKEAWAYS			Differential	Result
	FmbL.	Int.	Total	FmbL.	Int.	Total		
at Cincinnati	0	3	3	2	2	4	+1	W
at San Diego	0	0	0	0	1	1	+1	W
Oakland	1	0	1	0	1	1	E	W
Detroit	1	0	1	0	0	0	-1	W
at Kansas City	1	0	1	1	1	2	+1	L
Pittsburgh	1	2	3	1	0	1	-2	W
at Minnesota	0	3	3	0	0	0	-3	L
at Baltimore	0	2	2	0	0	0	-2	L
New England	0	1	1	1	1	2	+1	L
San Diego	1	2	3	3	1	4	+1	W
Chicago	0	0	0	0	0	0	E	L
at Oakland	0	1	1	3	0	3	+2	W
Kansas City	0	0	0	0	0	0	E	W
Cleveland	0	1	1	0	1	1	E	W
at Indianapolis	0	1	0	0	0	0	-1	W
at Green Bay	1	2	3	0	1	1	-2	L
<b>TOTALS</b>	<b>6</b>	<b>18</b>	<b>24</b>	<b>11</b>	<b>9</b>	<b>20</b>	<b>-4</b>	<b>10-6</b>

BLOCKS	FGs	PATs	PUNTS	TOTAL
By Denver	0	1	1	2
By Opponents	0	0	2	2

## 2003 INDIVIDUAL SINGLE-GAME HIGHS

### BRONCOS

	REGULAR SEASON	POSTSEASON
<b>YARDS RUSHING</b>	218 Clinton Portis, vs. Kansas City (12/7/03)	68 Clinton Portis, at Indianapolis (1/4/04)
<b>RUSHING ATTEMPTS</b>	38 Clinton Portis, vs. Cleveland (12/14/03)	17 Clinton Portis, at Indianapolis (1/4/04)
<b>RUSHING TOUCHDOWNS</b>	5 Clinton Portis, vs. Kansas City (12/7/03)	None
<b>YARDS PASSING</b>	277 Jake Plummer, vs. Detroit (9/28/03)	181 Jake Plummer, at Indianapolis (1/4/04)
<b>PASS ATTEMPTS</b>	38 Jake Plummer, at Kansas City (10/5/03)	30 Jake Plummer, at Indianapolis (1/4/04)
<b>PASS COMPLETIONS</b>	25 Jake Plummer, vs. Detroit (9/28/03)	23 Jake Plummer, at Indianapolis (1/4/04)
<b>TOUCHDOWN PASSES</b>	3 Jake Plummer, vs. San Diego (11/16/03)	1 Jake Plummer, at Indianapolis (1/4/04)
	3 Jake Plummer, at San Diego (9/14/03)	
<b>PASSES HAD INTERCEPTED</b>	3 Steve Beuerlein, at Minnesota (10/19/03)	2 Jake Plummer, at Indianapolis (1/4/04)
	3 Jake Plummer, at Cincinnati (9/7/03)	
<b>RECEPTIONS</b>	10 Rod Smith, vs. San Diego (11/16/03)	5 three times
		Last: Smith, Sharpe, Droughns, at Ind. (1/4/04)
<b>RECEIVING YARDS</b>	131 Rod Smith, at Kansas City (10/5/03)	66 Rod Smith, at Indianapolis (1/4/04)
<b>RECEIVING TOUCHDOWNS</b>	3 Shannon Sharpe, vs. San Diego (11/16/03)	1 Rod Smith, at Indianapolis (1/4/04)
<b>TOTAL YARDS FROM SCRIMMAGE</b>	254 Clinton Portis, vs. Kansas City (12/7/03)	78 Clinton Portis, at Indianapolis (1/4/04)
	78 Quentin Griffin, at Indianapolis (1/4/04)	
<b>FIELD GOALS</b>	3 three times	1 Jason Elam, at Indianapolis (1/4/04)
	Last: Jason Elam, vs. Cleveland (12/14/03)	
<b>TACKLES</b>	15 Al Wilson, vs. Pittsburgh (10/12/03)	10 Sam Brandon, at Indianapolis (1/4/04)
<b>INTERCEPTIONS</b>	1 seven times	None
	Last: Sam Brandon, at Green Bay (12/28/03)	
<b>SACKS</b>	3 Bertrand Berry, vs. Kansas City (12/7/03)	None
<b>LONGEST RUN FROM SCRIMMAGE</b>	65 Clinton Portis, at Kansas City (10/5/03)	19 Quentin Griffin, at Indianapolis (1/4/04)
<b>LONGEST PASS COMPLETION</b>	72 Rod Smith, at Kansas City (10/5/03)	34 Jake Plummer, at Indianapolis (1/4/04)
<b>LONGEST PASS RECEPTION</b>	72 Clinton Portis from Rod Smith, at K.C. (10/5/03)	34 Rod Smith from Jake Plummer, at Ind. (1/4/04)
<b>LONGEST INTERCEPTION RETURN</b>	12 Ian Gold, at Cincinnati (9/7/03)	None
<b>LONGEST PUNT RETURN</b>	65 Rod Smith, vs. San Diego (11/16/03)	None
<b>LONGEST KICKOFF RETURN</b>	83 Adrian Madise, at Green Bay (12/28/03)	33 Reuben Droughns, at Indianapolis (1/4/04)
<b>LONGEST PUNT</b>	62 Micah Knorr, at Green Bay (12/28/03)	44 Micah Knorr, at Indianapolis (1/4/04)
<b>LONGEST FIELD GOAL</b>	51 Jason Elam, vs. Cleveland (12/14/03)	49 Jason Elam, at Indianapolis (1/4/04)
	51 Jason Elam, at Cincinnati (9/7/03)	

### OPPONENTS

	REGULAR SEASON	POSTSEASON
<b>YARDS RUSHING</b>	218 Ahman Green, at Green Bay (12/28/03)	78 Edgerin James, at Indianapolis (1/4/04)
<b>RUSHING ATTEMPTS</b>	32 Jamal Lewis, at Baltimore (10/27/03)	17 Edgerin James, at Indianapolis (1/4/04)
<b>RUSHING TOUCHDOWNS</b>	2 Ahman Green, at Green Bay (12/28/03)	None
	2 Priest Holmes, vs. Kansas City (12/7/03)	
<b>YARDS PASSING</b>	397 Trent Green, vs. Kansas City (12/7/03)	377 Peyton Manning, at Indianapolis (1/4/04)
<b>PASS ATTEMPTS</b>	47 Trent Green, vs. Kansas City (12/7/03)	26 Peyton Manning, at Indianapolis (1/4/04)
<b>PASS COMPLETIONS</b>	34 Trent Green, vs. Kansas City (12/7/03)	23 Peyton Manning, at Indianapolis (1/4/04)
<b>TOUCHDOWN PASSES</b>	3 Tom Brady, vs. New England (11/3/03)	5 Peyton Manning, at Indianapolis (1/4/04)
<b>PASSES HAD INTERCEPTED</b>	2 Jon Kitna, at Cincinnati (9/7/03)	None
<b>RECEPTIONS</b>	11 Dante Hall, vs. Kansas City (12/7/03)	7 Marvin Harrison, at Indianapolis (1/4/04)
<b>RECEIVING YARDS</b>	151 Randy Moss, at Minnesota (10/19/03)	144 Bradon Stokley, at Indianapolis (1/4/04)
<b>RECEIVING TOUCHDOWNS</b>	1 17 times	2 Brandon Stokley, at Indianapolis (1/4/04)
	Last: Bubba Franks, at Green Bay (12/28/03)	2 Marvin Harrison, at Indianapolis (1/4/04)
<b>TOTAL YARDS FROM SCRIMMAGE</b>	227 Ahman Green, at Green Bay (12/28/03)	115 Edgerin James, at Indianapolis (1/4/04)
<b>FIELD GOALS</b>	4 Paul Edinger, vs. Chicago (11/23/03)	2 Mike Vanderjagt, at Indianapolis (1/4/04)
	4 Matt Stover, at Baltimore (10/27/03)	
<b>TACKLES</b>	18 Donnie Edwards, vs. San Diego (11/16/03)	10 David Thornton, at Indianapolis (1/4/04)
<b>INTERCEPTIONS</b>	1 18 times	2 David Macklin, at Indianapolis (1/4/04)
	Last: Harris, Sharper, at Green Bay (12/28/03)	
<b>SACKS</b>	2 Gerard Warren, vs. Cleveland (12/14/03)	1 Dwight Freeney, at Indianapolis (1/4/04)
	2 Peter Boulware, at Baltimore (10/27/03)	1 Montae Reagar, at Indianapolis (1/4/04)
<b>LONGEST RUN FROM SCRIMMAGE</b>	98 Ahman Green, at Green Bay (12/28/03)	11 Edgerin James, at Indianapolis (1/4/04)
<b>LONGEST PASS COMPLETION</b>	66 Tom Brady, vs. New England (11/3/03)	87 Peyton Manning, at Indianapolis (1/4/04)
<b>LONGEST PASS RECEPTION</b>	66 Deion Branch, vs. New England (11/3/03)	87 Brandon Stokley, at Indianapolis (1/4/04)
<b>LONGEST INTERCEPTION RETURN</b>	41 Sammy Davis, vs. San Diego (11/16/03)	31 David Macklin, at Indianapolis (1/4/04)
<b>LONGEST PUNT RETURN</b>	93 Dante Hall, at Kansas City (10/5/03)	None
<b>LONGEST KICKOFF RETURN</b>	63 Bethel Johnson, vs. New England (11/3/03)	18 Ricky Williams, at Indianapolis (1/4/04)
<b>LONGEST PUNT</b>	64 Shane Lechler, vs. Oakland (9/22/03)	None
<b>LONGEST FIELD GOAL</b>	54 Paul Edinger, vs. Chicago (11/23/03)	27 Mike Vanderjagt, at Indianapolis (1/4/04)



## 2003 BRONCOS SINGLE-GAME HIGHS

	HIGH	LOW
<b>TOTAL FIRST DOWNS</b>	28 vs. Cleveland (12/14/03)	12 vs. Baltimore (10/26/03)
Postseason	20 at Indianapolis (1/4/04)	
<b>TOTAL NET YARDS</b>	508 vs. Kansas City (12/7/03)	194 vs. Baltimore (10/26/03)
Postseason	322 at Indianapolis (1/4/04)	
<b>TOTAL OFFENSIVE PLAYS</b>	85 vs. San Diego (11/16/03)	48 vs. Pittsburgh (10/12/03)
Postseason	58 at Indianapolis (1/4/04)	
<b>NET YARDS RUSHING</b>	270 vs. Kansas City (12/7/03)	77 vs. Pittsburgh (10/12/03)
Postseason	146 at Indianapolis (1/4/04)	
<b>RUSHING ATTEMPTS</b>	54 at Indianapolis (12/21/03)	18 vs. Pittsburgh (10/12/03)
Postseason	26 at Indianapolis (1/4/04)	
<b>NET YARDS PASSING</b>	293 at Kansas City (10/5/03)	90 vs. Baltimore (10/26/03)
Postseason	176 at Indianapolis (1/4/04)	
<b>PASS ATTEMPTS</b>	39 at Kansas City (10/5/03)	20 at Oakland (11/30/03)
Postseason	30 at Indianapolis (1/4/04)	
<b>PASS COMPLETIONS</b>	25 vs. Detroit (9/28/03)	11 at Oakland (11/30/03)
Postseason	23 at Indianapolis (1/4/04)	
<b>PASSES HAD INTERCEPTED</b>	3 at Min. (10/19/03) and at Cin. (9/7/03)	0 five times, Last: vs. K.C. (12/7/03)
Postseason	2 at Indianapolis (1/4/04)	
<b>TIMES SACKED</b>	5 at Minnesota (10/19/03)	0 three times, Last: at G.B. (12/28/03)
Postseason	2 at Indianapolis (1/4/04)	
<b>PUNTS</b>	8 vs. New England (11/3/03)	0 vs. San Diego (11/16/03)
Postseason	2 at Indianapolis (1/4/04)	
<b>GROSS PUNTING AVERAGE</b>	52.8 vs. Pittsburgh (10/12/03)	34.0 at Indianapolis (12/21/03)
Postseason	42.0 at Indianapolis (1/4/04)	
<b>NET PUNTING AVERAGE</b>	46.8 vs. Pittsburgh (10/12/03)	14.6 at Kansas City (10/5/03)
Postseason	32.0 at Indianapolis (1/4/04)	
<b>PUNT RETURNS</b>	5 vs. Oakland (9/22/03)	0 vs. Kansas City (12/7/03)
Postseason	None	
<b>PUNT RETURN YARDS</b>	93 vs. San Diego (11/16/03)	0 vs. Kansas City (12/7/03)
Postseason	None	
<b>KICKOFF RETURNS</b>	8 vs. New England (11/3/03)	1 vs. Det. (9/28/03); vs. Oak. (9/22/03)
Postseason	6 at Indianapolis (1/4/04)	
<b>KICKOFF RETURN YARDS</b>	154 vs. New England (11/3/03)	24 vs. Det.(9/28/03); vs. Oak. (9/22/03)
Postseason	133 at Indianapolis (1/4/04)	
<b>INTERCEPTION RETURNS</b>	2 at Cincinnati (9/7/03)	0 eight times, Last: at Ind. (12/21/03)
Postseason	None	
<b>INTERCEPTION RETURN YARDS</b>	16 vs. San Diego (11/16/03)	0 12 times: Last: at Green Bay (12/28/03)
Postseason	None	
<b>PENALTIES</b>	11 at Ind. (12/21/03) and vs. Cle. (12/14/03)	4 three times, Last: at G.B. (12/28/03)
Postseason	5 at Indianapolis (1/4/04)	
<b>YARDS PENALIZED</b>	124 vs. Cleveland (12/14/03)	23 vs. Kansas City (12/7/03)
Postseason	55 at Indianapolis (1/4/04)	
<b>FUMBLES</b>	4 at Kansas City (10/5/03)	0 three times, Last: vs. K.C. (12/7/03)
Postseason	2 at Indianapolis (1/4/04)	
<b>FUMBLES LOST</b>	1 six times, Last: at Green Bay (12/28/03)	0 nine times, Last: at Ind. (12/21/03)
Postseason	1 at Indianapolis (1/4/04)	
<b>INTERCEPTIONS MADE</b>	2 at Cincinnati (9/7/03)	0 six times, Last: vs. Kansas City (12/7/03)
Postseason	None	
<b>SACKS MADE</b>	7 vs. Pittsburgh (10/12/03)	0 vs. New England (11/3/03)
Postseason	None	
<b>FUMBLES FORCED</b>	4 at Oakland (11/30/03)	0 five times, Last: at Green Bay (12/28/03)
Postseason	2 at Indianapolis (1/4/04)	
<b>FUMBLES RECOVERED</b>	3 at Oak. (11/30/03) and vs. S.D. (11/16/03)	0 nine times, Last: at G.B. (12/28/03)
Postseason	1 at Indianapolis (1/4/04)	
<b>TIME OF POSSESSION</b>	44:58 at Indianapolis (12/21/03)	23:45 vs. Pittsburgh (10/12/03)
Postseason	34:38 at Indianapolis (1/4/04)	

## 2003 OPPONENT SINGLE-GAME HIGHS

	HIGH	LOW
<b>TOTAL FIRST DOWNS</b>	28 vs. Kansas City (12/7/03)	5 vs. San Diego (11/16/03)
Postseason	23 at Indianapolis (1/4/04)	
<b>TOTAL NET YARDS</b>	444 vs. Kansas City (12/7/03)	96 vs. San Diego (11/16/03)
Postseason	479 at Indianapolis (1/4/04)	
<b>TOTAL OFFENSIVE PLAYS</b>	69 vs. K.C (12/7/03) and at Min. (10/19/03)	37 at Indianapolis (12/21/03)
Postseason	54 at Indianapolis (1/4/04)	
<b>NET YARDS RUSHING</b>	262 at Green Bay (12/28/03)	39 vs. Oakland (9/22/03)
Postseason	85 at Indianapolis (1/4/04)	
<b>RUSHING ATTEMPTS</b>	37 vs. Baltimore (10/26/03)	12 at Indianapolis (12/21/03)
Postseason	23 at Indianapolis (1/4/04)	
<b>NET YARDS PASSING</b>	381 vs. Kansas City (12/7/03)	56 vs. San Diego (11/16/03)
Postseason	394 at Indianapolis (1/4/04)	
<b>PASS ATTEMPTS</b>	47 vs. Kansas City (12/7/03)	21 vs. Cleveland (12/14/03)
Postseason	31 at Indianapolis (1/4/04)	
<b>PASS COMPLETIONS</b>	34 vs. Kansas City (12/7/03)	8 vs. Cleveland (12/14/03)
Postseason	26 at Indianapolis (1/4/04)	
<b>PASSES HAD INTERCEPTED</b>	2 at Cincinnati (9/7/03)	0 seven times, Last: at Ind. (12/21/03)
Postseason	None	
<b>TIMES SACKED</b>	6 vs. Pittsburgh (10/12/03)	0 vs. N.E. (11/3/03) and at S.D. (9/14/03)
Postseason	None	
<b>PUNTS</b>	8 vs. Oakland (9/22/03)	4 vs. Cle. (12/14/03) and at Cin. (9/7/03)
Postseason	None	
<b>GROSS PUNTING AVERAGE</b>	52.3 vs. Oakland (9/22/03)	32.8 at Indianapolis (12/21/03)
Postseason	None	
<b>NET PUNTING AVERAGE</b>	46.0 vs. Kansas City (12/7/03)	21.4 vs. New England (11/3/03)
Postseason	None	
<b>PUNT RETURNS</b>	5 vs. N.E. (11/3/03) and vs. Pit. (10/12/03)	0 at Indianapolis (12/21/03)
Postseason	None	
<b>PUNT RETURN YARDS</b>	105 at Kansas City (10/5/03)	0 at Indianapolis (12/21/03)
Postseason	None	
<b>KICKOFF RETURNS</b>	7 vs. S.D. (11/16/03) and at Cin. (9/7/03)	1 at Green Bay (12/28/03)
Postseason	2 at Indianapolis (1/4/04)	
<b>KICKOFF RETURN YARDS</b>	169 at Indianapolis (12/21/03)	20 at Green Bay (12/28/03)
Postseason	34 at Indianapolis (1/4/04)	
<b>INTERCEPTION RETURNS</b>	3 at Min. (10/19/03) and at Cin. (9/7/03)	0 five times, Last: vs. K.C. (12/7/03)
Postseason	2 at Indianapolis (1/4/04)	
<b>INTERCEPTION RETURN YARDS</b>	71 vs. Baltimore (10/26/03)	0 eight times, Last: vs. Cle. (12/14/03)
Postseason	52 at Indianapolis (1/4/04)	
<b>PENALTIES</b>	14 vs. N.E. (11/3/03) and at Min. (10/19/03)	4 at G.B. (12/28/03) and at Cin. (9/7/03)
Postseason	5 at Indianapolis (1/4/04)	
<b>YARDS PENALIZED</b>	108 at Minnesota (10/19/03)	25 at Cincinnati (9/7/03)
Postseason	40 at Indianapolis (1/4/04)	
<b>FUMBLES</b>	4 at Oakland (11/30/03)	0 three times, Last: vs. Cle. (12/14/03)
Postseason	3 at Indianapolis (1/4/04)	
<b>FUMBLES LOST</b>	3 at Oak. (11/30/03) and vs. S.D. (11/16/03)	0 nine times, Last: at G.B. (12/28/03)
Postseason	1 at Indianapolis (1/4/04)	
<b>INTERCEPTIONS MADE</b>	3 at Min. (10/19/03) and at Cin. (9/7/03)	0 five times, Last: vs. K.C. (12/7/03)
Postseason	2 at Indianapolis (1/4/04)	
<b>SACKS MADE</b>	5 at Minnesota (10/19/03)	0 five times, Last : at G.B. (12/28/03)
Postseason	2 at Indianapolis (1/4/04)	
<b>FUMBLES FORCED</b>	4 at Kansas City (10/5/03)	0 six times, Last: vs. Cleveland (12/14/03)
Postseason	2 at Indianapolis (1/4/04)	
<b>FUMBLES RECOVERED</b>	1 six times, Last: at G.B (12/28/03)	0 nine times, Last: at Ind. (12/21/03)
Postseason	1 at Indianapolis (1/4/04)	
<b>TIME OF POSSESSION</b>	36:15 vs. Pittsburgh (10/12/03)	15:02 at Indianapolis (12/21/03)
Postseason	25:22 at Indianapolis (1/4/04)	



## 2003 OFFENSIVE GAME-BY-GAME STATISTICS

	at Cincinnati	at San Diego	Oakland	Detroit	at Kansas City	Pittsburgh	at Minnesota	at Baltimore	New England	San Diego	Chicago	at Oakland	Kansas City	Cleveland	at Indianapolis	at Green Bay	at Indianapolis
<b>First Downs</b>																	
Total	19	24	20	20	22	15	27	12	18	26	18	20	26	28	26	13	20
Rushing	14	10	6	5	6	4	9	6	6	9	8	11	11	12	13	3	10
Passing	5	10	11	13	14	9	13	4	10	13	9	5	15	13	11	7	9
Penalty	0	4	3	2	2	2	2	2	2	4	1	4	0	3	2	3	1
<b>Third-Down Efficiency</b>																	
Attempts	6	4	6	4	5	2	3	4	4	11	4	3	5	8	9	4	4
Converted	14	11	12	11	15	8	11	15	14	20	12	15	9	15	13	16	11
Efficiency	43%	36%	50%	36%	33%	27%	27%	29%	29%	55%	33%	20%	56%	53%	69%	25%	36%
<b>Fourth-Down Efficiency</b>																	
Attempts	0	1	0	0	0	0	0	0	0	0	0	1	1	0	0	0	2
Converted	0	1	0	0	1	0	1	2	0	1	1	2	1	0	1	2	2
Efficiency	0%	100%	0%	0%	0%	0%	0%	0%	0%	0%	0%	50%	100%	0%	0%	0%	100%
<b>Total Offense</b>																	
Net Yards	293	382	383	332	468	242	321	194	277	448	365	287	508	417	465	216	322
Plays	66	63	62	60	70	48	69	60	64	85	59	69	61	79	71	61	58
Avg./play	4.4	6.1	6.2	5.5	6.7	5.0	4.7	3.2	4.3	5.3	6.2	4.2	8.3	5.3	6.5	3.5	5.6
<b>Rushing</b>																	
Net Yards	184	197	190	79	176	77	138	104	114	201	200	193	270	165	227	114	146
Attempts	40	33	39	23	31	18	27	27	29	49	21	46	32	40	54	34	26
Avg./rush	4.6	6.0	4.9	3.4	5.7	4.3	5.1	3.9	3.9	4.1	9.5	4.2	8.4	4.1	4.2	3.4	5.6
TFL - yds.	1-1	2-4	4-10	3-12	3-4	2-3	2-5	4-10	2-7	2-3	1-3	4-9	1-2	5-11	3-4	2-2	2-4
<b>Passing</b>																	
Net Yards	109	185	193	253	292	165	183	90	163	247	165	94	238	252	238	102	176
Sacks	1	1	2	3	0	2	5	2	0	1	2	3	0	3	0	0	2
Yds. Lost	6	7	4	24	0	7	40	24	0	6	11	11	0	17	0	0	5
Gross Yds.	115	192	197	277	292	172	223	114	163	253	176	105	238	269	238	102	181
Attempts	25	29	21	34	39	28	37	31	35	35	36	20	29	36	17	27	30
Compl.	12	16	14	25	21	17	21	16	16	23	19	11	20	22	14	13	23
Pct.	48%	55%	48%	74%	54%	61%	57%	52%	46%	66%	53%	55%	69%	61%	82%	48%	77%
Int.	3	0	0	0	0	2	3	2	1	2	0	1	0	1	1	2	2
Avg./play	4.2	6.2	8.4	6.8	7.5	5.5	4.4	2.7	4.7	6.9	4.3	4.1	8.2	6.5	14.0	3.8	5.5
<b>Kickoffs</b>																	
No.	7	8	6	5	6	3	5	3	5	8	3	5	8	6	6	2	3
In End Zone-TB	1-0	1-0	6-3	3-2	0-0	1-1	1-0	2-0	1-1	3-1	0-0	0-0	3-2	3-2	0-0	1-1	0-0
<b>Punts</b>																	
No.	5	3	5	4	5	6	3	5	8	0	5	6	2	5	1	7	2
Yards	235	134	188	182	198	317	129	190	336	0	193	223	73	208	34	297	84
Avg.	47.0	44.7	37.6	45.5	39.6	52.8	43.0	38.0	42.0	0.0	38.6	37.2	36.5	41.6	34.0	42.4	42.0
Net Avg.	42.4	30.0	22.8	39.3	14.6	46.8	35.0	32.8	35.8	0.0	30.8	20.3	36.5	31.4	34.0	33.6	32.0
Had Blocked	0	0	1	0	0	0	0	0	0	0	0	1	0	0	0	0	0
<b>Kicks, Had Blocked</b>																	
Field Goals-PATs	0-0	0-0	0-0	0-0	0-0	0-0	0-0	0-0	0-0	0-0	0-0	0-0	0-0	0-0	0-0	0-0	1-0
<b>Punt Returns</b>																	
No.	3	3	5	3	3	3	2	2	2	3	1	2	0	2	2	3	0
Yards	26	17	75	9	16	11	4	19	60	93	9	13	0	32	21	37	0
Avg.	8.7	5.7	15.0	3.0	5.3	3.7	2.0	9.5	30.0	31.0	9.0	6.5	0.0	16.0	10.5	12.3	0.0
<b>Kickoff Returns</b>																	
No.	3	4	1	1	5	2	4	6	8	2	5	3	3	2	4	6	6
Yards	75	96	24	24	135	32	100	116	154	44	79	87	85	45	70	140	133
Avg.	25.0	24.0	24.0	24.0	27.0	16.0	25.0	19.3	19.3	22.0	15.8	27.3	28.3	22.5	17.5	23.3	22.2
<b>Interception Returns</b>																	
No.	2	1	1	0	1	0	0	0	1	1	0	0	0	1	0	1	0
Yards	15	2	0	0	6	0	0	0	0	16	0	0	0	0	0	0	0
Avg.	7.5	2.0	0.0	0.0	6.0	0.0	0.0	0.0	0.0	16.0	0.0	0.0	0.0	0.0	0.0	0.0	0.0
<b>Penalties</b>																	
No.	5	10	6	6	7	6	5	7	4	7	8	6	4	11	11	4	5
Yds. Lost	58	81	35	44	59	37	40	49	30	60	114	45	23	124	93	30	55
<b>Fumbles</b>																	
No.	0	1	2	3	4	2	1	2	0	2	2	0	0	1	3	1	2
Lost	0	0	1	1	1	1	0	0	0	1	0	0	0	0	0	1	1
<b>Touchdowns</b>																	
Total TDs	3	4	4	2	2	2	2	0	3	4	1	3	6	2	4	0	1
Rush	2	1	2	0	1	0	1	0	1	0	0	2	5	2	3	0	0
Pass	0	3	2	2	1	2	1	0	1	3	1	1	1	0	1	0	1
Returns	1	0	0	0	0	0	0	0	1	1	0	0	0	0	0	0	0
<b>Extra Points</b>																	
Made-Attempts	3-3	4-4	4-4	2-2	2-2	2-2	2-2	0-0	3-3	4-4	1-1	3-3	6-6	2-2	4-4	0-0	1-1
Kicking Md.-Att.	3-3	4-4	4-4	2-2	2-2	2-2	2-2	0-0	3-3	4-4	1-1	2-2	6-6	2-2	4-4	0-0	1-1
Rushing Md.-Att.	0-0	0-0	0-0	0-0	0-0	0-0	0-0	0-0	0-0	0-0	0-0	0-0	0-0	0-0	0-0	0-0	0-0
Passing Md.-Att.	0-0	0-0	0-0	0-0	0-0	0-0	0-0	0-0	0-0	0-0	0-0	0-0	0-0	0-0	0-0	0-0	0-0
<b>Field Goals</b>																	
Made-Attempts	3-3	3-3	1-1	2-2	3-4	1-1	2-2	2-2	1-2	3-4	1-2	0-0	1-1	3-3	1-1	1-1	1-2
<b>Red Zone Efficiency</b>																	
Scored-Attempts	2-3	4-6	3-4	1-2	1-4	2-2	2-3	0-2	2-2	1-5	1-2	3-4	3-3	2-4	4-7	0-3	1-1
Efficiency	67%	67%	75%	50%	25%	100%	67%	0%	100%	20%	50%	75%	100%	50%	57%	0%	100%
<b>Goal-to-Go Efficiency</b>																	
Scored-Attempts	2-2	3-4	2-3	1-1	1-2	1-1	2-2	0-0	1-1	0-1	1-1	2-2	2-2	1-2	3-5	0-1	0-0
Efficiency	100%	75%	67%	100%	50%	100%	100%	0%	100%	0%	100%	100%	100%	50%	60%	0%	0%
<b>Safeties</b>																	
Total Points	30	37	31	20	23	17	20	6	26	37	10	22	45	23	31	3	10
Time of Poss.	32:18	33:13	35:19	33:20	34:06	23:45	32:06	28:30	31:24	44:11	27:17	37:39	31:36	44:35	44:58	30:48	34:38

## 2003 DEFENSIVE GAME-BY-GAME STATISTICS

	at Cincinnati	at San Diego	Oakland	Detroit	at Kansas City	Pittsburgh	at Minnesota	at Baltimore	New England	San Diego	Chicago	at Oakland	Kansas City	Cleveland	at Indianapolis	at Green Bay	at Indianapolis
First Downs																	
Total	15	19	11	16	13	17	14	16	17	5	19	12	28	12	11	16	23
Rushing	1	7	4	8	6	5	4	5	2	3	8	5	6	4	3	6	6
Passing	12	10	7	6	6	10	9	9	15	2	9	6	21	6	4	9	17
Penalty	2	2	0	2	1	2	1	2	0	0	2	1	1	2	4	1	0
Third-Down Efficiency																	
Attempts	3	1	4	7	3	4	3	6	3	2	4	3	8	2	2	6	6
Converted	12	11	15	15	13	15	11	17	12	10	17	13	13	11	9	13	8
Efficiency	25%	9%	27%	47%	23%	27%	27%	35%	25%	20%	24%	23%	62%	18%	22%	46%	75%
Fourth-Down Efficiency																	
Attempts	0	2	1	1	0	2	1	0	0	0	3	1	0	1	0	0	0
Converted	3	3	2	2	0	2	2	0	1	0	3	2	2	2	1	0	1
Efficiency	0%	67%	50%	50%	0%	100%	50%	0%	0%	0%	100%	50%	0%	50%	0%	0%	0%
Total Offense																	
Net Yards	294	303	195	285	262	215	340	277	419	96	217	262	444	275	183	366	479
Plays	63	59	56	58	53	68	50	66	61	40	68	55	69	49	37	58	54
Avg./play	4.7	5.1	3.5	4.9	4.9	3.2	6.8	4.2	6.9	2.4	3.2	4.8	6.4	5.6	4.9	6.3	8.9
Rushing																	
Net Yards	51	121	39	144	133	85	72	151	69	40	106	120	63	102	47	262	85
Attempts	22	18	16	24	24	30	22	37	26	13	33	23	19	26	12	34	23
Avg./rush	2.3	6.7	2.4	6.0	5.5	2.8	3.3	4.1	2.7	3.1	3.2	5.2	3.3	3.9	3.9	7.7	3.7
TFL - yds.	3-8	1-1	1-3	1-1	5-8	1-3	4-7	2-4	2-7	3-10	0-0	4-14	3-9	3-5	2-6	1-1	2-5
Passing																	
Net Yards	243	182	156	141	129	130	268	126	350	56	111	142	381	173	136	104	394
Sacks	4	0	5	1	0	7	2	2	0	2	2	2	3	2	2	2	0
Yds. Lost	21	0	28	8	0	56	9	11	0	14	15	11	16	8	10	14	0
Gross Yds.	264	182	184	149	129	186	277	137	350	70	126	153	397	181	146	118	394
Attempts	37	41	35	33	25	31	26	27	35	25	33	30	47	21	23	22	26
Compl.	20	20	17	15	15	20	19	15	20	9	15	13	34	8	12	13	14
Pct.	54%	49%	49%	45%	52%	65%	73%	56%	57%	36%	45%	43%	72%	38%	52%	59%	84%
Int.	2	1	1	0	1	0	0	0	1	1	0	0	1	0	1	0	0
Avg./play	5.9	4.4	3.9	4.1	4.4	3.4	9.6	4.3	10.0	2.1	3.2	4.4	7.6	7.5	5.4	4.3	12.7
Kickoffs																	
No.	3	4	3	4	5	4	4	6	8	2	6	3	5	4	4	6	7
In End Zone-TB	2-0	1-0	2-2	4-3	2-0	3-2	0-0	0-0	2-0	1-0	1-1	1-0	4-2	2-2	0-0	0-0	1-1
Punts																	
No.	4	5	8	5	6	7	6	5	5	7	5	5	3	4	5	5	0
Yards	161	214	418	226	269	327	234	206	167	327	183	220	138	208	164	203	0
Avg.	40.3	42.8	52.3	45.2	44.8	46.7	39.0	41.2	33.4	46.7	36.6	44.0	46.0	52.0	32.8	40.6	0.0
Net Avg.	33.8	39.4	37.9	39.4	38.8	39.4	38.3	37.4	21.4	33.4	30.8	37.4	46.0	35.0	28.6	33.2	0.0
Had Blocked	0	0	0	0	0	0	0	0	0	0	0	0	0	0	1	0	0
Kicks, Had Blocked																	
Field Goals-PATS	0-0	0-0	0-0	0-0	0-0	0-0	0-0	0-0	0-0	0-0	0-0	0-0	0-0	0-0	0-0	0-0	0-0
Punt Returns																	
No.	2	3	4	4	3	5	3	3	5	0	4	3	0	4	0	3	0
Yards	3	44	74	25	105	36	24	26	30	0	39	61	0	51	0	42	0
Avg.	1.5	14.7	18.5	6.3	35.0	7.3	8.0	8.7	6.0	0.0	9.8	20.3	0.0	12.8	0.0	14.0	0.0
Kickoff Returns																	
No.	7	8	3	3	6	2	5	3	4	7	3	5	6	4	6	1	2
Yards	135	152	91	57	157	38	107	51	118	165	116	66	157	80	169	20	34
Avg.	19.3	19.0	30.3	19.0	26.2	19.0	21.4	17.0	29.5	23.6	38.7	13.2	26.2	20.0	28.2	20.0	17.0
Interception Returns																	
No.	3	0	0	0	0	2	3	2	1	2	0	1	0	1	1	2	2
Yards	38	0	0	0	0	38	67	71	0	41	0	0	0	0	31	33	52
Avg.	12.7	0.0	0.0	0.0	0.0	19.0	22.3	35.5	0.0	20.5	0.0	0.0	0.0	0.0	31.0	33.0	26.0
Penalties																	
No.	4	11	13	8	7	9	14	9	14	9	6	11	5	7	6	4	5
Yds. Lost	25	96	98	74	47	85	108	62	85	83	29	89	44	32	45	29	40
Fumbles																	
No.	3	0	1	1	1	3	3	1	2	3	1	4	1	0	3	0	3
Lost	2	0	0	0	1	1	0	0	1	3	0	3	0	0	0	0	1
Touchdowns																	
Total TDs	1	1	1	2	3	1	4	2	3	1	1	0	4	2	2	4	5
Rush	0	0	1	0	0	1	1	1	0	0	1	0	3	0	1	2	0
Pass	1	1	0	2	2	0	2	1	3	1	0	0	1	2	0	5	5
Returns	0	0	0	0	1	0	1	0	0	0	0	0	0	0	1	1	0
Extra Points																	
Made-Attempts	1-1	1-1	1-1	1-2	3-3	1-1	4-4	2-2	3-3	1-1	1-1	0-0	3-4	2-2	2-2	4-4	5-5
Kicking Md.-Att.	1-1	1-1	1-1	1-2	3-3	0-0	4-4	2-2	3-3	0-0	1-1	0-0	3-3	2-2	2-2	4-4	5-5
Rushing Md.-Att.	0-0	0-0	0-0	0-0	0-0	0-0	1-1	0-0	0-0	0-0	0-0	0-0	0-0	0-0	0-0	0-0	0-0
Passing Md.-Att.	0-0	0-0	0-0	0-0	0-0	0-0	0-0	0-0	0-0	1-1	0-0	0-0	0-1	0-0	0-0	0-0	0-0
Field Goals																	
Made-Attempts	1-1	2-2	1-1	1-1	1-1	2-2	0-0	4-5	3-3	0-0	4-4	2-2	0-0	2-3	1-1	1-2	2-2
Red Zone Efficiency																	
Scored-Attempts	0-1	0-3	1-3	0-0	0-1	1-3	1-1	1-5	2-4	1-2	1-3	0-0	3-3	1-2	1-1	2-3	1-3
Efficiency	0%	0%	33%	0%	0%	33%	100%	20%	50%	50%	33%	0%	100%	50%	100%	67%	33%
Goal-to-Go Efficiency																	
Scored-Attempts	0-1	0-3	1-2	0-0	0-1	1-3	1-1	1-3	1-1	0-0	1-2	0-0	3-3	1-1	0-0	2-2	1-3
Efficiency	0%	0%	50%	0%	0%	33%	100%	33%	100%	0%	50%	0%	100%	100%	0%	100%	33%
Safeties	0	0	0	0	0	0	0	0	0	0	0	1	0	0	0	0	0
Total Points	10	13	10	16	24	14	28	26	30	8	19	8	27	20	17	31	41
Time of Poss.	27:42	26:47	24:41	26:40	25:54	36:15	27:54	31:30	31:24	15:49	32:43	22:21	28:24	20:35	15:02	29:12	25:25



## LONGEST SCORING DRIVES OF 2003

<b>Most Plays:</b>	<b>Broncos:</b> 15 Three times (Most Recently: at Indianapolis, Dec. 21, TD, 77 yards, 9:34)
<b>Opponent:</b>	15 (vs. Chicago, Nov. 23, TD, 55 yds, 8:38)
<b>Most Yards:</b>	<b>Broncos:</b> 96 (vs. San Diego, Nov. 16, FG, 15 plays, 8:13)
<b>Opponent:</b>	98 (at Green Bay, Dec. 28, TD, 1 plays, 0:13)
<b>Most Time:</b>	<b>Broncos:</b> 9:34 (at Indianapolis, Dec. 21, TD, 15 plays, 77 yards)
<b>Opponent:</b>	8:38 (vs. Chicago, Nov. 23, TD, 15 plays, 55 yds)

## SHORTEST SCORING DRIVES OF 2003

<b>Fewest Plays:</b>	<b>Broncos:</b> 1 (vs. Kansas City, Dec. 7, TD, 53 yards, 0:10)
<b>Opponent:</b>	1 Three times (Most Recently: at Green Bay, Dec. 28, TD, 98 yards, 0:13)
<b>Fewest Yards:</b>	<b>Broncos:</b> 13 (at San Diego, Sept. 4, FG, 4 plays, 1:26)
<b>Opponent:</b>	2 (vs. Pittsburgh, Oct. 12, FG, 4 plays, 1:40)
<b>Fewest Time:</b>	<b>Broncos:</b> :10 (vs. Kansas City, Dec. 7, TD, 1 plays, 53 yards)
<b>Opponent:</b>	:07 (at Baltimore, Oct. 26, TD, 1 play, 28 yards)

## 2003 SACK CHART

**Bertrand Berry (11.5)** — .5 at Indianapolis (12/21), 1 vs. Cleveland (12/14), 3 vs. Kansas City (12/7), 1 at Baltimore (10/26), 1 at Minnesota (10/19), 1 vs. Pittsburgh (10/12), 2.5 vs. Oakland (9/22), 2 at Cincinnati (9/7). **Reggie Hayward (8.5)** — 1 at Green Bay (12/28), 1.5 at Oakland (11/30), 1 vs. San Diego (11/16), .5 at Baltimore (10/26), 1 vs. Pittsburgh (10/12), 2.5 vs. Oakland (9/22), 1 at Cincinnati (9/7). **Trevor Pryce (8.5)** — 1.5 at Indianapolis (12/21), 2 vs. Chicago (11/23), 1 at Minnesota (10/19), 2 vs. Pittsburgh (10/12), 1 vs. Detroit (9/28), 1 at Cincinnati (9/7). **Mario Fatafahi (2.5)** — .5 at Oakland (11/30), 2 vs. Pittsburgh (10/12). **Nick Ferguson (1)** — 1 vs. San Diego (11/03). **Kenoy Kennedy (1)** — 1 vs. Cleveland (12/14). **Al Wilson (1)** — 1 at Baltimore (10/26). **Monsanto Pope (1)** — 1 at Green Bay (12/28).

## 2003 INTERCEPTION CHART

**Ian Gold (2)** — 1 at San Diego (9/14), 1 (12-yard return for TD) at Cincinnati (9/7). **Kelly Herndon (3)** — 1 vs. San Diego (11/16), 1 vs. Oakland (9/22), 1 at Cincinnati (9/7). **Kenoy Kennedy (1)** — 1 vs. New England (11/3). **Deltha O'Neal (1)** — 1 at Kansas City (10/5). **Lenny Walls (1)** — 1 vs. Cleveland (12/14). **Sam Brandon (1)** — 1 at Green Bay (12/28).

## 2003 GAME-BY-GAME STARTERS

OFFENSE												
GAME	WR	LT	LG	C	RG	RT	TE	WR	QB	RB	FB	OTHER
at Cincinnati	Smith	Salaam	Hamilton	Nalen	Neil	Lepis	Sharpe	Lelie	Plummer	Portis		Carswell
at San Diego	Smith	Salaam	Hamilton	Nalen	Neil	Lepis	Sharpe	McCaffery	Plummer	Portis		Carswell
Oakland	Smith	Salaam	Hamilton	Nalen	Neil	Lepis	Sharpe	McCaffery	Plummer	Portis		
Detroit	Smith	Salaam	Hamilton	Nalen	Neil	Lepis	Sharpe	McCaffery	Plummer	Anderson		Carswell
at Kansas City	Smith	Salaam	Hamilton	Nalen	Neil	Lepis	Sharpe	Lelie	Plummer	Portis		Carswell
Pittsburgh	Smith	Salaam	Hamilton	Nalen	Neil	Lepis	Sharpe	McCaffery	Beuerlein	Portis		Carswell
at Minnesota	Smith	Salaam	Hamilton	Nalen	Neil	Lepis	Sharpe	Lelie	Plummer	Portis	Anderson	
at Baltimore	Smith	Brockmeyer	Hamilton	Nalen	Neil	Lepis	Sharpe	Lelie	Kanell	Portis	Anderson	
New England	Smith	Brockmeyer	Hamilton	Nalen	Neil	Lepis	Sharpe	Lelie	Kanell	Portis	Anderson	
San Diego	Smith	Salaam	Hamilton	Nalen	Neil	Lepis	Sharpe	Lelie	Plummer	Portis	Droughns	
Chicago	Smith	Salaam	Hamilton	Nalen	Neil	Lepis	Sharpe	Lelie	Plummer	Portis	Droughns	
at Oakland	Smith	Salaam	Hamilton	Nalen	Neil	Lepis	Sharpe	Lelie	Plummer	Portis		Carswell
Kansas City	Smith	Salaam	Hamilton	Nalen	Neil	Lepis	Sharpe	McCaffery	Plummer	Portis	Droughns	
Cleveland	Smith	Salaam	Hamilton	Nalen	Neil	Lepis	Sharpe	McCaffery	Plummer	Portis		Carswell
at Indianapolis	Smith	Salaam	Hamilton	Nalen	Carlisle	Lepis	Sharpe	McCaffery	Plummer	Anderson	Droughns	Carswell
at Green Bay	Lelie	Salaam	Hamilton	Nalen	Carlisle	Lepis	Carswell	McCaffery	Plummer	Griffin	Anderson	
Postseason at Indianapolis	Smith	Salaam	Hamilton	Nalen	Neil	Lepis	Sharpe	Lelie	Plummer	Portis	Droughns	
DEFENSE												
GAME	LDE	LDT	RDT	RDE	WLB	MLB	SLB	LCB	RCB	FS	SS	OTHER
at Cincinnati	Pryce	Holland	Pope	Berry	Gold	Wilson	Mobley	Walls	O'Neal	Kennedy	Brandon	
at San Diego	Pryce	Holland	Pope	Berry	Gold	Wilson	Mobley	Walls	O'Neal	Kennedy	Brandon	
Oakland	Hayward	Pryce	Fatafahi	Berry	Gold	Wilson		Walls	O'Neal	Kennedy	Brandon	Herndon
Detroit	Pryce	Pope	Holland	Berry	Gold	Wilson	Mobley	Walls	O'Neal	Ferguson	Brandon	
at Kansas City	Pryce	Pope	Holland	Berry	Gold	Wilson	Mobley	Walls	O'Neal	Ferguson	Brandon	
Pittsburgh	Pryce	Pope	Holland	Berry	Gold	Wilson	Mobley	Walls	Herndon	Ferguson	Brandon	
at Minnesota	Hayward	Pryce	Fatafahi	Berry	Gold	Wilson	Mobley	Walls	Herndon	Ferguson	Brandon	O'Neal
at Baltimore	Pryce	Gardener	Holland	Berry	Mobley	Wilson	Sykes	Walls	Herndon	Kennedy	Ferguson	
New England	Pryce	Gardener	Holland	Berry	Spragan	Wilson	Sykes	Walls	Herndon	Kennedy	Ferguson	
San Diego	Pryce	Fatafahi	Holland	Berry	Spragan	Wilson	Sykes	Walls	Herndon	Kennedy	Ferguson	
Chicago	Pryce	Fatafahi	Holland	Berry	Spragan	Wilson	Sykes	Walls	Herndon	Kennedy	Ferguson	
at Oakland	Pryce	Fatafahi	Holland	Berry	Spragan	Wilson	Sykes	Walls	Herndon	Kennedy	Ferguson	
Kansas City	Pryce	Fatafahi	Holland	Berry	Spragan	Wilson	Sykes	Walls	Herndon	Kennedy	Ferguson	
Cleveland	Pryce	Fatafahi	Holland	Berry	Spragan	Wilson	Sykes	Walls	Herndon	Kennedy	Ferguson	
at Indianapolis	Pryce	Fatafahi	Holland	Berry	Spragan	Wilson	Sykes	Walls	Herndon	Kennedy	Ferguson	Spencer
at Green Bay	Pryce	Fatafahi	Holland	Berry	Spragan	Wilson	Sykes	Walls	Spencer	Kennedy	Brandon	
Postseason at Indianapolis	Pryce	Fatafahi	Holland	Berry	Spragan	Wilson	Spencer	Walls	Herndon	Kennedy	Brandon	

## 2003 GAME-BY-GAME PARTICIPATION

	at Cincinnati		at San Diego		Oakland	Detroit	at Kansas City		Pittsburgh	at Minnesota		at Baltimore	New England	San Diego	Chicago	at Oakland	Kansas City	Cleveland	at Indianapolis	at Green Bay	Reg. Season P-S-DNP-INA	at Indianapolis
Adams	PS	PS	PS	PS	PS	PS	PS	PS	PS	PS	PS	PS	PS	PS	PS	PS	P	P	at Indianapolis	P	4-0-0-0	P
Alexander	NWT	NWT	NWT	NWT	NWT	NWT	NWT	NWT	NWT	NWT	NWT	NWT	NWT	INA	INA	INA	INA	INA	INA	INA	0-0-0-0	INA
Almanzar	NWT	NWT	NWT	NWT	NWT	NWT	NWT	NWT	NWT	NWT	NWT	NWT	NWT	NWT	NWT	NWT	INA	INA	NWT	0-0-0-4	PS	
Anderson	P	P	P	P	P	P	P	P	P	S	S	S	S	SS	SS	SS	SS	P	S	S	12-6-0-0	P
Berry	S	S	S	S	S	S	S	S	S	S	S	S	S	S	S	S	S	S	S	S	16-16-0-0	S
Beuerlein	P	P	DNP	DNP	DNP	DNP	S	S	S	S	S	IR	IR	IR	IR	IR	IR	IR	IR	IR	4-2-3-0	IR
Brandon	S	S	S	S	S	S	S	S	S	S	S	S	S	P	P	P	P	P	P	P	16-10-0-0	S
Brockmeyer	P	P	P	P	P	P	P	P	P	P	P	P	P	P	P	P	P	P	P	P	16-2-0-0	P
Burns	P	P	P	P	P	P	P	P	P	P	P	P	P	P	P	P	P	P	P	P	16-0-0-0	P
Carlisle	P	P	P	P	P	P	P	P	P	P	P	P	P	P	P	P	P	P	P	P	16-2-0-0	P
Carswell	S	S	P	S	S	S	S	S	S	P	P	P	P	P	P	P	P	S	S	S	16-8-0-0	P
Cole	P	P	P	P	P	P	P	P	P	P	P	INA	P	P	P	P	P	IR	IR	IR	11-0-0-1	IR
Davis	P	P	P	P	P	P	P	P	P	P	P	P	INA	P	P	P	P	DNP	P	INA	14-0-1-1	DNP
Droughns	P	P	P	P	P	P	P	P	P	P	P	P	P	S	S	P	S	P	P	INA	15-3-0-1	S
Eason	IR	IR	IR	IR	IR	IR	IR	IR	IR	IR	IR	IR	IR	IR	IR	IR	IR	IR	IR	IR	0-0-0-0	IR
Elam	P	P	P	P	P	P	P	P	P	P	P	P	P	P	P	P	P	P	P	P	16-0-0-0	P
Fatafahi	P	P	S	P	P	P	P	P	P	S	P	P	P	S	S	S	S	S	S	S	16-9-0-0	S
Ferguson	P	P	P	P	S	S	S	S	S	S	S	P	P	S	S	S	S	S	S	S	15-10-0-0	IR
Flowers	SS	SS	SS	SS	SS	RE	NWT	NWT	NWT	NWT	NWT	NWT	NWT	NWT	NWT	NWT	NWT	NWT	NWT	NWT	0-0-0-0	NWT
Foster	INA	INA	INA	INA	INA	INA	INA	INA	INA	INA	INA	INA	INA	INA	INA	INA	INA	INA	INA	INA	1-0-0-15	INA
Galloway	IR	IR	IR	IR	IR	IR	IR	IR	IR	IR	IR	IR	IR	IR	IR	IR	IR	IR	IR	IR	0-0-0-0	IR
Gardener	INA	INA	INA	INA	INA	INA	P	P	S	S	P	S	S	SS/INA	SS	SS	NFI	NFI	NFI	NFI	5-2-0-6	NFI
Gold	S	S	S	S	S	S	S	IR	IR	IR	IR	IR	IR	IR	IR	IR	IR	IR	IR	IR	6-6-0-0	IR
Green	NWT	NWT	NWT	NWT	NWT	NWT	NWT	NWT	NWT	NWT	NWT	NWT	NWT	NWT	PS	PS	PS	PS	PS	PS	0-0-0-0	PS
Griffin	INA	INA	P	P	P	DNP	INA	INA	INA	P	P	P	P	P	P	P	P	INA	P	S	10-1-1-5	P
Hamilton	S	S	S	S	S	S	S	S	S	S	S	S	S	S	S	S	S	S	S	S	16-16-0-0	S
Hape	P	P	P	P	P	P	P	P	P	P	P	P	P	P	P	P	P	P	P	P	16-0-0-0	P
Harris	NWT	NWT	NWT	NWT	NWT	NWT	NWT	NWT	NWT	NWT	NWT	NWT	NWT	NWT	NWT	NWT	NWT	PS	PS	PS	0-0-0-0	PS
Hayward	P	P	S	P	P	P	P	S	S	S	P	P	P	P	P	P	P	P	P	P	16-2-0-0	P
Herndon, K.	P	P	S	P	P	P	P	S	S	S	S	S	S	S	S	S	S	S	S	INA	15-11-0-1	S
Herndon, S.	INA	INA	INA	INA	DNP	INA	INA	INA	INA	P	DNP	P	DNP	INA	INA	INA	INA	INA	DNP	P	2-0-3-11	INA
Holland	S	S	P	S	S	S	S	P	S	S	S	S	S	S	S	S	S	S	S	S	16-14-0-0	S
Jackson, J.	NWT	NWT	NWT	NWT	NWT	NWT	NWT	NWT	NWT	DNP	DNP	DNP	DNP	3QB	3QB	3QB	3QB	3QB	3QB	3QB	1-1-2-6	3QB
Jackson, N.	PS	PS	PS	PS	PS	PS	PS	PS	PS	PS	PS	PS	PS	PS	PS	PS	PS	PS	PS	P	1-0-0-0	DNP
Johnson	NWT	PS	NWT	NWT	NWT	NWT	NWT	NWT	NWT	PS	PS	PS	PS	PS	NWT	NWT	NWT	NWT	NWT	NWT	0-0-0-0	PS
Kanell	NWT	NWT	3QB	3QB	3QB	3QB	3QB	P	S	S	S	S	S	P	DNP	DNP	DNP	DNP	DNP	P	5-2-5-4	DNP
Kennedy	S	S	S	INA	INA	INA	INA	P	S	S	S	S	S	S	S	S	S	S	S	S	13-12-0-3	S
Knorr	P	P	P	P	P	P	P	P	P	P	P	P	P	P	P	P	P	P	P	P	16-0-0-0	P
Leach	P	P	P	P	P	P	P	P	P	P	P	P	P	P	P	P	P	P	P	P	16-0-0-0	P
Lellie	S	S	S	P	S	S	S	S	S	S	S	S	S	S	S	S	S	P	P	P	16-11-0-0	S
Lepis	S	S	S	S	S	S	S	S	S	S	S	S	S	S	S	S	S	S	S	S	16-16-0-0	S
Madise	INA	INA	P	P	INA	INA	INA	P	P	P	P	P	P	DNP	P	P	P	P	P	P	11-0-1-4	P
McCaffrey	P	P	S	S	P	P	S	P	S	INA	INA	INA	INA	INA	P	P	S	P	S	P	11-6-0-4	INA
McNeal	INA	INA	INA	INA	INA	INA	INA	INA	INA	IR	IR	IR	IR	IR	IR	IR	IR	IR	IR	IR	0-0-0-7	IR
McNeil	NWT	NWT	NWT	NWT	NWT	NWT	NWT	NWT	NWT	NWT	NWT	NWT	NWT	INA	DNP	INA	P	P	P	P	4-0-1-2	P
Middlebrooks	P	P	P	P	P	P	P	P	P	P	P	P	P	P	P	P	P	P	P	P	16-0-0-0	P
Mitchell	IR	IR	IR	IR	IR	IR	IR	IR	IR	IR	IR	IR	IR	IR	IR	IR	IR	IR	IR	IR	0-0-0-0	IR
Mobley	S	S	P	S	S	S	S	S	S	S	S	INA	IR	IR	IR	IR	IR	IR	IR	IR	8-7-0-1	IR
Nalen	S	S	S	S	S	S	S	S	S	S	S	S	S	S	S	S	S	S	S	S	16-16-0-0	S
Neil	S	S	S	S	S	S	S	S	S	S	S	S	S	S	S	S	S	S	INA	INA	14-14-0-2	S
Newman	IR	IR	NWT	NWT	NWT	NWT	NWT	NWT	NWT	NWT	NWT	NWT	NWT	NWT	NWT	NWT	NWT	NWT	NWT	NWT	0-0-0-0	NWT
O'Neal	S	S	S	S	S	S	P	S	P	S	INA	P	P	INA	P	P	INA	P	P	P	13-6-0-3	INA
Pierce	INA	INA	INA	INA	INA	INA	INA	DNP	P	P	P	P	P	IR	IR	IR	IR	IR	IR	IR	3-0-1-6	IR
Plummer	S	S	S	S	S	DNP	INA	INA	INA	INA	S	S	S	S	S	S	S	S	S	3QB	11-11-1-4	S
Pope	S	S	P	S	S	S	S	P	P	P	P	P	P	P	P	P	P	P	P	P	16-5-0-0	P
Portis	S	S	S	INA	S	S	S	S	S	S	S	S	S	S	S	S	S	S	INA	INA	13-13-0-3	S
Pryce	S	S	S	S	S	S	S	S	S	S	S	S	S	S	S	S	S	S	S	S	16-16-0-0	S
Putzier	P	DNP	INA	DNP	INA	INA	INA	INA	P	INA	P	INA	P	INA	DNP	INA	INA	INA	INA	P	4-0-3-9	INA
Rutledge	NWT	NWT	NWT	NWT	NWT	NWT	NWT	NWT	NWT	NWT	NWT	NWT	NWT	INA	P	P	S	P	P	P	6-0-0-1	P
Salaam	S	S	S	S	S	S	S	S	S	S	INA	INA	INA	INA	P	P	S	S	S	S	14-14-0-2	S
Saipa	NWT	NWT	NWT	NWT	NWT	NWT	NWT	NWT	NWT	NWT	NWT	NWT	NWT	PS	PS	NWT	NWT	NWT	NWT	NWT	0-0-0-0	NWT
Sapp	PS	PS	PS	PS	PS	PS	PS	PS	PS	PS	PS	PS	PS	PS	PS	PS	PS	PS	PS	PS	1-0-0-0	P
Sharpe	S	S	S	S	S	S	S	S	S	S	S	S	S	S	S	S	S	S	S	INA	15-15-0-1	S
Smith	S	S	S	S	S	S	S	S	S	S	S	S	S	S	S	S	S	S	INA	INA	15-15-0-1	DNP
Spencer	P	P	P	P	P	P	P	P	P	P	P	P	P	P	P	P	P	P	P	P	16-1-0-0	P
Spragan	P	P	P	P	P	P	P	P	P	P	P	P	P	S	S	S	S	S	S	S	16-8-0-0	S
Sykes	P	P	P	P	P	P	P	P	P	P	P	P	P	P	P	P	P	P	P	P	16-9-0-0	P
Turner	NWT	NWT	NWT	NWT	NWT	NWT	NWT	INA	INA	P	P	P	P	P	P	P	P	P	P	P	9-0-0-1	P
Walls	S	S	S	S	S	S	S	S	S	S	S	S	S	S	S	S	S	S	S	S	16-16-0-0	S
Watton	PS	PS	PS	PS	PS	PS	PS	PS	PS	PS	PS	PS	PS	NWT	NWT	PS	PS	PS	PS	PS	0-0-0-0	PS
Williams, B.	PS	NWT	PS	PS	PS	PS	PS	NWT	NWT	NWT	NWT	NWT	NWT	NWT	NWT	NWT	NWT	NWT	NWT	NWT	0-0-0-0	NWT
Williams, R.	INA	INA	NWT	NWT	NWT	NWT	NWT	NWT	NWT	NWT	NWT	NWT	NWT	NWT	NWT	NWT	NWT	NWT	NWT	NWT	0-0-0-2	NWT
Wilson	S	S	S	S	S	S	S	S	S	S	S	S	S	S	S	S	S	S	S	S	16-16-0-0	S
Young	P	P	INA	P	P	P	P	P	P	P	P	P	P	P	INA	INA	P	INA	INA	P	11-0-0-4	S



# 2003 INDIVIDUAL GAME-BY-GAME STATISTICS — RUSHING

Game	PORTIS				GRIFFIN				ANDERSON				PLUMMER			
	Att.	Yds.	LG	TD	Att.	Yds.	LG	TD	Att.	Yds.	LG	TD	Att.	Yds.	LG	TD
at Cincinnati	24	120	23	2	0	0	—	0	7	15	6	0	3	7	4	0
at San Diego	12	129	58	0	0	0	—	0	16	65	20	1	1	2	2	0
Oakland	10	42	13	0	7	26	10	0	14	70	44	1	5	48	40	1
Detroit	Inactive (Sternum)				9	12	8	0	7	21	8	0	6	40	20	0
at Kansas City	23	141	65	1	0	0	—	0	4	14	8	0	3	22	11	0
Pittsburgh	15	47	10	0	0	0	—	0	0	0	—	0	Did not Play			
at Minnesota	25	117	24	1	Inactive				1	13	13	0	Inactive			
at Baltimore	22	86	17	0	Inactive				1	0	0	0	Inactive			
New England	26	111	15	1	3	3	4	0	0	0	—	0	Inactive			
San Diego	25	106	30	0	15	55	8	0	Suspended				2	14	8	0
Chicago	14	165	59	0	5	26	23	0	Suspended				2	9	5	0
at Oakland	34	170	28	2	1	3	3	0	Suspended				5	8	8	0
Kansas City	22	218	59	5	5	10	7	0	Suspended				3	10	9	0
Cleveland	38	139	13	2	Inactive				1	3	3	3	1	23	23	0
at Indianapolis	Inactive (Ankle/Knee)				28	136	22	0	19	56	8	1	6	22	7	2
at Green Bay	Inactive (Ankle)				21	74	11	0	0	0	—	0	Inactive			
<b>TOTAL</b>	<b>290</b>	<b>1,591</b>	<b>65</b>	<b>14</b>	<b>94</b>	<b>345</b>	<b>23</b>	<b>0</b>	<b>70</b>	<b>257</b>	<b>44</b>	<b>6</b>	<b>37</b>	<b>205</b>	<b>40</b>	<b>3</b>
at Ind. (Wild Card)	17	68	11	0	6	60	19	0	0	0	—	0	3	18	10	0

Game	SMITH				LELIE				DROUGHNS				BEUERLEIN			
	Att.	Yds.	LG	TD	Att.	Yds.	LG	TD	Att.	Yds.	LG	TD	Att.	Yds.	LG	TD
at Cincinnati	3	23	12	0	2	12	12	0	0	0	—	0	1	7	7	0
at San Diego	0	0	—	0	0	0	—	0	0	0	—	0	3	1	3	0
Oakland	1	-5	-5	0	2	9	8	0	0	0	—	0	Did Not Play			
Detroit	0	0	—	0	1	6	6	0	0	0	—	0	Did Not Play			
at Kansas City	0	0	—	0	0	0	—	0	1	-1	-1	0	Did Not Play			
Pittsburgh	1	26	26	0	0	0	—	0	1	-1	-1	0	1	5	5	0
at Minnesota	0	0	—	0	0	0	—	0	0	0	—	0	0	0	—	0
at Baltimore	2	9	7	0	0	0	—	0	0	0	—	0	Injured Reserve			
New England	0	0	—	0	0	0	—	0	0	0	—	0	Injured Reserve			
San Diego	0	0	—	0	2	20	13	0	0	0	—	0	Injured Reserve			
Chicago	0	0	—	0	0	0	—	0	0	0	—	0	Injured Reserve			
at Oakland	0	0	—	0	1	-4	-4	0	4	16	12	0	Injured Reserve			
Kansas City	2	32	23	0	0	0	—	0	0	0	—	0	Injured Reserve			
Cleveland	0	0	—	0	0	0	—	0	0	0	—	0	Injured Reserve			
at Indianapolis	1	13	13	0	0	0	—	0	0	0	—	0	Injured Reserve			
at Green Bay	Inactive				0	0	—	0	Inactive				Injured Reserve			
<b>TOTAL</b>	<b>10</b>	<b>98</b>	<b>26</b>	<b>0</b>	<b>8</b>	<b>43</b>	<b>13</b>	<b>0</b>	<b>6</b>	<b>14</b>	<b>12</b>	<b>0</b>	<b>5</b>	<b>13</b>	<b>7</b>	<b>0</b>
at Ind. (Wild Card)	0	0	—	0	0	0	—	0	0	0	—	0	Injured Reserve			

**Chris Cole** had 1 rush for 0 yards at San Diego (9/14) and 1 rush for 8 yards at Minn. (9/19)  
**Danny Kanell** had 2 rushes for 9 yards at Baltimore (10/26) and 4 rushes for -4 yards vs. San Diego (11/16)  
**Adrian Madise** had 1 rush for 10 yards vs. San Diego (11/16)  
**Deltha O'Neal** had 1 rush for 0 yards at Oakland (11/30)  
**Cecil Sapp** had 12 rushes for 31 yards at Green Bay (12/28)  
**Jarious Jackson** had 1 rush for 9 yards at Green Bay (12/28)

# 2003 INDIVIDUAL GAME-BY-GAME STATISTICS — RECEIVING

Game	SMITH				SHARPE				PORTIS				LELIE			
	Rec.	Yds.	LG	TD	Rec.	Yds.	LG	TD	Rec.	Yds.	LG	TD	Rec.	Yds.	LG	TD
at Cincinnati	5	43	12	0	1	23	23	0	5	39	13	0	0	0	—	0
at San Diego	5	71	19	0	4	47	26	1	0	0	—	0	2	45	25	0
Oakland	1	7	7	0	1	18	18	1	1	0	0	0	3	108	44	1
Detroit	5	61	22	0	7	74	20	1	Inactive (Sternum)				4	76	29	1
at Kansas City	8	130	21	0	3	40	21	0	5	79	72	0	3	36	21	0
Pittsburgh	4	70	38	1	6	55	13	1	5	26	10	0	1	5	5	0
at Minnesota	3	24	11	0	7	79	20	0	3	43	25	0	3	43	25	0
at Baltimore	4	23	7	0	2	15	11	0	6	29	7	0	3	28	13	0
New England	4	58	26	0	3	44	26	0	4	20	10	0	3	22	8	0
San Diego	10	84	15	0	7	101	26	3	2	6	5	0	2	57	48	0
Chicago	9	86	23	1	3	50	28	0	3	23	13	0	1	2	2	0
at Oakland	1	20	20	0	2	24	20	1	1	7	7	0	0	0	—	0
Kansas City	7	85	20	0	6	73	14	0	2	36	30	0	1	7	7	0
Cleveland	4	41	18	0	8	97	16	0	1	6	6	0	4	71	46	0
at Indianapolis	4	42	15	1	2	30	26	0	Inactive (Ankle/Knee)				5	115	60	0
at Green Bay	Inactive				Inactive				Inactive (Ankle/Knee)				2	13	7	0
<b>TOTAL</b>	<b>74</b>	<b>845</b>	<b>38</b>	<b>3</b>	<b>62</b>	<b>770</b>	<b>28</b>	<b>8</b>	<b>38</b>	<b>314</b>	<b>72</b>	<b>0</b>	<b>37</b>	<b>628</b>	<b>60</b>	<b>2</b>
at Ind. (Wild Card)	5	66	34	1	5	31	9	0	1	10	10	0	1	7	7	0

Game	McCAFFREY				ANDERSON				DROUGHNS				GRIFFIN			
	Rec.	Yds.	LG	TD	Rec.	Yds.	LG	TD	Rec.	Yds.	LG	TD	Rec.	Yds.	LG	TD
at Cincinnati	0	0	—	0	0	0	—	0	0	0	—	0	Inactive			
at San Diego	1	5	5	0	2	6	4	0	1	12	12	1	Inactive			
Oakland	4	44	14	0	2	5	6	0	1	9	9	0	1	6	6	0
Detroit	2	8	4	0	3	28	18	0	0	0	—	0	2	11	0	0
at Kansas City	0	0	—	0	1	1	1	0	0	0	—	0	0	0	—	0
Pittsburgh	1	16	16	0	0	0	—	0	0	0	—	0	Did Not Play			
at Minnesota	Inactive				1	1	1	1	3	28	11	0	Inactive			
at Baltimore	Inactive				0	0	—	0	0	0	—	0	Inactive			
New England	Inactive				1	1	1	1	0	0	—	0	0	0	—	0
San Diego	Inactive				Suspended				0	0	—	0	1	-1	-1	0
Chicago	0	0	—	0	Suspended				0	0	—	0	0	0	—	0
at Oakland	4	39	15	0	Suspended				1	6	6	0	0	0	—	0
Kansas City	1	5	5	0	Suspended				3	32	15	1	0	0	—	0
Cleveland	2	26	17	0	1	7	7	0	0	0	—	0	Inactive			
at Indianapolis	1	23	23	0	1	4	4	0	0	0	—	0	1	24	24	0
at Green Bay	3	29	16	0	0	0	—	0	Inactive				3	21	12	0
<b>TOTAL</b>	<b>19</b>	<b>195</b>	<b>23</b>	<b>0</b>	<b>12</b>	<b>53</b>	<b>18</b>	<b>2</b>	<b>9</b>	<b>87</b>	<b>15</b>	<b>2</b>	<b>8</b>	<b>61</b>	<b>24</b>	<b>0</b>
at Ind. (Wild Card)	Inactive				0	0	—	0	5	19	10	0	2	18	11	0

	CARSWELL				COLE				MADISE				O'NEAL			
Game	Rec.	Yds.	LG	TD	Rec.	Yds.	LG	TD	Rec.	Yds.	LG	TD	Rec.	Yds.	LG	TD
at Cincinnati	1	10	10	0	0	0	—	0	Inactive				0	0	—	0
at San Diego	0	0	—	0	0	0	—	0	Inactive				0	0	—	0
Oakland	0	0	—	0	0	0	—	0	0	0	—	0	0	0	—	0
Detroit	1	7	7	0	1	12	12	0	0	0	—	0	0	0	—	0
at Kansas City	1	6	6	1	0	0	—	0	Inactive				0	0	—	0
Pittsburgh	0	0	—	0	0	0	—	0	Inactive				0	0	—	0
at Minnesota	0	0	—	0	0	0	—	0	1	5	5	0	0	0	—	0
at Baltimore	1	19	19	0	0	0	—	0	0	0	—	0	0	0	—	0
New England	0	0	—	0	1	18	18	0	0	0	—	0	0	0	—	0
San Diego	0	0	—	0	1	6	6	0	0	0	—	0	0	0	—	0
Chicago	1	5	5	0	0	0	—	0	Did not Play				1	1	1	0
at Oakland	1	6	6	0	0	0	—	0	0	0	—	0	1	3	3	0
Kansas City	0	0	—	0	Injured Reserve				0	0	—	0	0	0	—	0
Cleveland	0	0	—	0	Injured Reserve				0	0	—	0	0	0	—	0
at Indianapolis	0	0	—	0	Injured Reserve				0	0	—	0	0	0	—	0
at Green Bay	0	0	—	0	Injured Reserve				1	5	5	0	0	0	—	0
TOTAL	6	53	19	1	3	36	18	0	2	10	5	0	2	4	3	0
at Ind. (Wild Card)	2	12	7	0	Injured Reserve				0	0	—	0	Inactive			



## 2003 INDIVIDUAL GAME-BY-GAME STATISTICS — PASSING

PLUMMER												
Game	Att.	Cmp.	Yds.	Pct.	Yds./Att.	TD	Int	LG	Sack/Lost	Rtg.		
at Cincinnati	25	12	115	0.48	4.6	0	3	23	0/0	21.7		
at San Diego	13	9	94	0.69	7.2	3	0	20	0/0	129.5		
Oakland	21	14	197	0.48	9.4	2	0	44	2/4	128.5		
Detroit	34	25	277	0.74	8.1	2	0	29	3/24	116.9		
at Kansas City	38	20	220	0.53	6.0	1	0	21	0/0	78.8		
Pittsburgh	Did Not Play (right shoulder)											
at Minnesota	Inactive (left foot)											
at Baltimore	Inactive (left foot)											
New England	Inactive (left foot)											
San Diego	34	23	253	0.68	7.4	3	1	48	1/6	106.6		
Chicago	35	19	176	0.54	5.0	1	0	28	2/11	77.8		
at Oakland	20	11	105	0.55	5.3	1	1	20	3/11	65.6		
Kansas City	29	20	238	0.69	8.2	1	0	30	0/0	105.2		
Cleveland	36	22	269	0.61	7.5	0	1	46	3/17	72.6		
at Indianapolis	17	14	238	0.82	14.0	1	1	60	0/0	113.8		
at Green Bay	Inactive											
<b>TOTAL</b>	<b>302</b>	<b>189</b>	<b>2182</b>	<b>0.63</b>	<b>7.2</b>	<b>15</b>	<b>7</b>	<b>60</b>	<b>14/73</b>	<b>91.2</b>		
at Ind. (Wild Card)	30	23	181	0.77	6.0	1	2	34	2/5	74.4		

KANELL												
Game	Att.	Cmp.	Yds.	Pct.	Yds./Att.	TD	Int	LG	Sack/Lost	Rtg.		
at Cincinnati	Not with Team											
at San Diego	Not with Team											
Oakland	Inactive—3rd Quarterback											
Detroit	Inactive—3rd Quarterback											
at Kansas City	Inactive—3rd Quarterback											
Pittsburgh	Inactive—3rd Quarterback											
at Minnesota	18	12	104	0.67	5.8	1	0	20	0/0	100.2		
at Baltimore	31	16	114	0.52	3.7	0	2	19	2/24	33.5		
New England	35	16	163	0.46	4.7	1	1	26	0/0	57.2		
San Diego	1	0	0	0.00	0.0	0	1	—	0/0	0.0		
Chicago	Did Not Play											
at Oakland	Did Not Play											
Kansas City	Did Not Play											
Cleveland	Did Not Play											
at Indianapolis	Did Not Play											
at Green Bay	18	9	61	0.50	3.4	0	1	13	0/0	34.7		
<b>TOTAL</b>	<b>103</b>	<b>53</b>	<b>442</b>	<b>0.51</b>	<b>4.3</b>	<b>2</b>	<b>5</b>	<b>26</b>	<b>2/24</b>	<b>49.1</b>		
at Ind. (Wild Card)	Did Not Play											

**Rod Smith** completed one pass for 72 yards to Clinton Portis at Kansas City (10/5)

**Micah Knorr** attempted one incomplete pass on a fumbled field goal attempt vs. Chicago (11/23)

## 2003 SCORING

	ELAM						PORTIS						SHARPE					
Game	TDr	TDp	TDrt	FG	PAT	Tot	TDr	TDp	TDrt	FG	2pt	Tot	TDr	TDp	TDrt	FG	2pt	Tot
at Cincinnati	0	0	0	3	3	12	2	0	0	0	0	12	0	0	0	0	0	0
at San Diego	0	0	0	3	4	13	0	0	0	0	0	0	0	1	0	0	0	6
Oakland	0	0	0	1	4	7	0	0	0	0	0	0	0	1	0	0	0	6
Detroit	0	0	0	2	2	8	Inactive (Sternum)						0	1	0	0	0	6
at Kansas City	0	0	0	3	2	11	1	0	0	0	0	6	0	0	0	0	0	0
Pittsburgh	0	0	0	1	2	5	0	0	0	0	0	0	0	1	0	0	0	6
at Minnesota	0	0	0	2	2	8	1	0	0	0	0	6	0	0	0	0	0	0
at Baltimore	0	0	0	2	0	6	0	0	0	0	0	0	0	0	0	0	0	0
New England	0	0	0	1	1	4	1	0	0	0	0	6	0	0	0	0	0	0
San Diego	0	0	0	2	4	10	0	0	0	0	0	0	3	0	0	0	0	18
Chicago	0	0	0	1	1	4	0	0	0	0	0	0	0	0	0	0	0	0
at Oakland	0	0	0	0	2	2	2	0	0	0	1	14	0	1	0	0	0	6
Kansas City	0	0	0	1	6	9	5	0	0	0	0	30	0	0	0	0	0	0
Cleveland	0	0	0	3	2	11	2	0	0	0	0	12	0	0	0	0	0	0
at Indianapolis	0	0	0	1	4	7	Inactive (Ankle/Knee)						0	0	0	0	0	0
at Green Bay	0	0	0	1	0	3	Inactive (Ankle/Knee)						0	Inactive				
TOTAL	0	0	0	27	39	120	14	0	0	0	1	86	3	5	0	0	0	48
at Ind. (Wild Card)	0	0	0	1	1	4	0	0	0	0	0	0	0	0	0	0	0	0

## 2003 INDIVIDUAL GAME-BY-GAME STATISTICS — SCORING, CONT.

	ANDERSON						SMITH						PLUMMER						
Game	TDr	TDp	TDrt	FG	2pt	Tot	TDr	TDp	TDrt	FG	2pt	Tot	TDr	TDp	TDrt	FG	2pt	Tot	
at Cincinnati	0	0	0	0	0	0	0	0	0	0	0	0	0	0	0	0	0	0	
at San Diego	1	0	0	0	0	6	0	0	0	0	0	0	0	0	0	0	0	0	
Oakland	1	0	0	0	0	6	0	0	0	0	0	0	1	0	0	0	0	6	
Detroit	0	0	0	0	0	0	0	0	0	0	0	0	0	0	0	0	0	0	
at Kansas City	0	0	0	0	0	0	0	0	0	0	0	0	0	0	0	0	0	0	
Pittsburgh	0	0	0	0	0	0	0	1	0	0	0	6	0	0	0	0	0	0	
at Minnesota	0	1	0	0	0	6	0	0	0	0	0	0	0	0	0	0	0	0	
at Baltimore	0	0	0	0	0	0	0	0	0	0	0	0	0	0	0	0	0	0	
New England	0	1	0	0	0	6	0	0	0	0	0	0	0	0	0	0	0	0	
San Diego	Suspended						0	0	1	0	0	6	0	0	0	0	0	0	
Chicago	Suspended						0	1	0	0	0	6	0	0	0	0	0	0	
at Oakland	Suspended						0	0	0	0	0	0	0	0	0	0	0	0	
Kansas City	Suspended						0	0	0	0	0	0	0	0	0	0	0	0	
Cleveland	0	0	0	0	0	0	0	0	0	0	0	0	0	0	0	0	0	0	
at Indianapolis	1	0	0	0	0	6	0	1	0	0	0	6	2	0	0	0	0	12	
at Green Bay	0	0	0	0	0	0	Inactive						0	Inactive					
TOTAL	3	2	0	0	0	30	0	3	1	0	0	24	3	0	0	0	0	18	
at Ind. (Wild Card)	0	0	0	0	0	0	1	0	0	0	0	6	0	0	0	0	0	0	

	DROUGHS						LELIE						CARSWELL					
Game	TDr	TDp	TDrt	FG	2pt	Tot	TDr	TDp	TDrt	FG	2pt	Tot	TDr	TDp	TDrt	FG	2pt	Tot
at Cincinnati	0	0	0	0	0	0	0	0	0	0	0	0	0	0	0	0	0	0
at San Diego	0	1	0	0	0	6	0	0	0	0	0	0	0	0	0	0	0	0
Oakland	0	0	0	0	0	0	0	1	0	0	0	6	0	0	0	0	0	0
Detroit	0	0	0	0	0	0	0	1	0	0	0	6	0	0	0	0	0	0
at Kansas City	0	0	0	0	0	0	0	0	0	0	0	0	0	1	0	0	0	6
Pittsburgh	0	0	0	0	0	0	0	0	0	0	0	0	0	0	0	0	0	0
at Minnesota	0	0	0	0	0	0	0	0	0	0	0	0	0	0	0	0	0	0
at Baltimore	0	0	0	0	0	0	0	0	0	0	0	0	0	0	0	0	0	0
New England	0	0	0	0	0	0	0	0	0	0	0	0	0	0	0	0	0	0
San Diego	0	0	0	0	0	0	0	0	0	0	0	0	0	0	0	0	0	0
Chicago	0	0	0	0	0	0	0	0	0	0	0	0	0	0	0	0	0	0
at Oakland	0	0	0	0	0	0	0	0	0	0	0	0	0	0	0	0	0	0
Kansas City	0	1	0	0	0	6	0	0	0	0	0	0	0	0	0	0	0	0
Cleveland	0	0	0	0	0	0	0	0	0	0	0	0	0	0	0	0	0	0
at Indianapolis	0	0	0	0	0	0	0	0	0	0	0	0	0	0	0	0	0	0
at Green Bay	Inactive						0	0	0	0	0	0	0	0	0	0	0	0
TOTAL	0	2	0	0	0	12	0	2	0	0	0	12	0	1	0	0	0	6
at Ind. (Wild Card)	0	0	0	0	0	0	0	0	0	0	0	0	0	0	0	0	0	0

**Ian Gold** returned an interception 12 yards for a touchdown and 6 points at Cincinnati (9/7)



## 2003 INDIVIDUAL GAME-BY-GAME STATISTICS — RETURNS

KICKOFF RETURNS											PUNT RETURNS									
COLE						O'NEAL					DROUGHNS					O'NEAL				
Game	No.	Yds.	Avg.	LG	TD	No.	Yds.	Avg.	LG	TD	No.	Yds.	Avg.	LG	TD	No.	Yds.	Avg.	LG	TD
at Cincinnati	2	64	32.0	34	0	1	11	11.0	11	0	0	0	0.0	—	0	3	26	8.7	12	0
at San Diego	3	60	20.0	32	0	0	0	0.0	—	0	1	36	36.0	36	0	3	17	5.7	14	0
Oakland	1	24	24.0	24	0	0	0	0.0	—	0	0	0	0.0	—	0	4	60	15.0	18	0
Detroit	1	24	24.0	24	0	0	0	0.0	—	0	0	0	0.0	—	0	3	9	3.0	9	0
at Kansas City	5	135	27.0	33	0	0	0	0.0	—	0	0	0	0.0	—	0	3	16	5.3	12	0
Pittsburgh	2	32	16.0	18	0	0	0	0.0	—	0	0	0	0.0	—	0	3	11	3.7	7	0
at Minnesota	2	60	30.0	30	0	0	0	0.0	—	0	2	40	20.0	23	0	2	4	2.0	4	0
at Baltimore	Inactive					Inactive					5	100	20.0	31	0	Inactive				
New England	6	141	23.5	28	0	1	-1	-1.0	-1	0	0	0	0.0	—	0	2	60	30.0	57	1
San Diego	2	44	22.0	25	0	Inactive					0	0	0.0	—	0	Inactive				
Chicago	4	79	19.8	26	0	0	0	0.0	—	0	0	0	0.0	—	0	1	9	9.0	9	0
at Oakland	2	51	25.5	31	0	0	0	0.0	—	0	1	32	32.0	32	0	2	13	6.5	11	0
Kansas City	Injured Reserve					Inactive					3	85	28.3	31	0	Inactive				
Cleveland	Injured Reserve					2	45	22.5	24	0	0	0	0.0	—	0	2	32	16.0	0	0
at Indianapolis	Injured Reserve					3	54	18.0	21	0	0	0	0.0	—	0	2	21	10.5	12	0
at Green Bay	Injured Reserve					1	19	19.0	19	0	Inactive					3	37	12.3	27	0
TOTAL	30	714	23.8	34	0	8	128	16.0	24	0	12	293	24.4	36	0	33	315	9.5	57	1
at Ind. (Wild Card)	Injured Reserve					Inactive					6	133	22.2	33	0	Inactive				

**Mike Anderson** returned 1 kickoff for 14 yards vs. New England (11/3); and 1 kickoff for 0 yards at G.B. (12/28)

**Adrian Madise** returned 1 kickoff for 16 yards at Indianapolis (12/21); and 4 kickoffs for 121 yards at G.B. (12/28)

**Jeb Putzier** returned 1 kickoff for 16 yards at Baltimore (10/26); **Mario Fatafehi** returned 1 kickoff for 0 yards vs. Chicago (11/23)

**Red Smith** returned 1 punt for 15 yards vs. Oakland (9/22); 2 punts for 19 yards at Baltimore (10/26)

and 3 punts for 93 yards including a 65-yard TD return vs. San Diego (11/16)

## 2003 PUNTING

KNORR						
Game	No.	Yds.	Avg.	Net	TB	In20
at Cincinnati	5	235	47.0	42.4	1	2
at San Diego	3	134	44.7	30.0	0	1
Oakland	4	188	47.0	28.5	0	0
Detroit	4	182	45.5	39.3	0	0
at Kansas City	5	198	39.6	14.6	1	1
Pittsburgh	6	317	52.8	46.8	0	3
at Minnesota	3	129	43.0	35.0	0	0
at Baltimore	5	190	38.0	32.8	0	0
New England	8	336	42.0	35.8	1	2
San Diego	0	0	0.0	0.0	0	0
Chicago	5	193	38.6	30.8	0	0
at Oakland	5	223	44.6	24.4	2	0
Kansas City	2	73	36.5	36.5	0	0
Cleveland	5	208	41.6	31.4	0	2
at Indianapolis	1	34	34.0	34.0	0	1
at Green Bay	7	297	42.4	33.6	1	2
<b>TOTAL</b>	<b>68</b>	<b>2937</b>	<b>43.2</b>	<b>32.2</b>	<b>6</b>	<b>14</b>
at Ind. (Wild Card)	2	84	42.0	32.0	1	1

## 2003 FIELD GOALS

ELAM							
Game	1-19	20-29	30-39	40-49	50-59	60+	Total
at Cincinnati	0-0	1-1	1-1	0-0	1-1	0-0	3-3
at San Diego	0-0	0-0	2-2	1-1	0-0	0-0	3-3
Oakland	0-0	1-1	0-0	0-0	0-0	0-0	1-1
Detroit	0-0	0-0	1-1	1-1	0-0	0-0	2-2
at Kansas City	0-0	2-2	0-0	1-1	0-1	0-0	3-4
Pittsburgh	0-0	0-0	0-0	1-1	0-0	0-0	1-1
at Minnesota	0-0	0-0	0-0	2-2	0-0	0-0	2-2
at Baltimore	0-0	2-2	0-0	0-0	0-0	0-0	2-2
New England	0-0	0-0	0-0	1-2	0-0	0-0	1-2
San Diego	0-0	1-2	0-0	1-1	0-0	0-0	2-3
Chicago	0-0	1-1	0-0	0-1	0-0	0-0	1-2
at Oakland	0-0	0-0	0-0	0-0	0-0	0-0	0-0
Kansas City	0-0	0-0	0-0	1-1	0-0	0-0	1-1
Cleveland	0-0	1-1	1-1	0-0	1-1	0-0	3-3
at Indianapolis	0-0	1-1	0-0	0-0	0-0	0-0	1-1
at Green Bay	0-0	0-0	1-1	0-0	0-0	0-0	1-1
<b>TOTAL</b>	<b>0-0</b>	<b>10-11</b>	<b>6-6</b>	<b>9-11</b>	<b>2-3</b>	<b>0-0</b>	<b>27-31</b>
at Ind. (Wild Card)	0-0	0-0	0-0	1-2	0-0	0-0	1-2

## 2003 INDIVIDUAL GAME-BY-GAME STATISTICS — DEFENSE

BERRY						BRANDON						BURNS						DAVIS					
Game	UT	A	TT	S-Yds	I-Yds	UT	A	TT	S-Yds	I-Yds	UT	A	TT	S-Yds	I-Yds	UT	A	TT	S-Yds	I-Yds	UT	A	TT
at Cincinnati	4	1	5	2-9	0-0	5	2	7	0-0	0-0	0	0	0	0-0	0-0	0	0	1	0-0	0-0	0	0	1
at San Diego	0	0	0	0-0	0-0	3	2	5	0-0	0-0	0	0	0	0-0	0-0	1	0	1	0-0	0-0	0	0	1
Oakland	3	3	6	2.5-9.5	0-0	5	0	5	0-0	0-0	0	0	0	0-0	0-0	1	0	1	0-0	0-0	0	0	1
Detroit	2	2	4	0-0	0-0	1	0	1	0-0	0-0	0	0	0	0-0	0-0	0	0	1	0-0	0-0	0	0	1
at Kansas City	3	1	4	0-0	0-0	5	2	7	0-0	0-0	0	0	0	0-0	0-0	0	0	0	0-0	0-0	0	0	0
Pittsburgh	7	2	9	1-0	0-0	5	3	8	0-0	0-0	0	0	0	0-0	0-0	2	0	2	0-0	0-0	0	0	2
at Minnesota	2	0	2	1-2	0-0	5	1	6	0-0	0-0	0	0	0	0-0	0-0	0	0	1	0-0	0-0	0	0	1
at Baltimore	2	3	5	0.5-3	0-0	1	2	3	0-0	0-0	0	0	0	0-0	0-0	1	1	2	0-0	0-0	0	0	1
New England	2	2	4	0-0	0-0	5	0	5	0-0	0-0	0	0	0	0-0	0-0	Inactive							
San Diego	1	0	1	0-0	0-0	0	0	0	0-0	0-0	1	0	1	0-0	0-0	1	1	2	0-0	0-0	0	0	1
Chicago	2	2	4	0-0	0-0	0	0	0	0-0	0-0	2	0	2	0-0	0-0	1	1	2	0-0	0-0	0	0	1
at Oakland	0	1	1	0-0	0-0	0	0	0	0-0	0-0	0	0	0	0-0	0-0	0	0	0	0-0	0-0	0	0	0
Kansas City	4	0	4	3-16	0-0	2	0	2	0-0	0-0	0	0	0	0-0	0-0	3	0	3	0-0	0-0	0	0	3
Cleveland	4	2	6	1-8	0-0	0	0	0	0-0	0-0	0	0	0	0-0	0-0	0	1	1	0-0	0-0	0	0	1
at Ind.	2	2	4	0.5-4.5	0-0	1	0	1	0-0	0-0	0	0	0	0-0	0-0	Did Not Play							
at Green Bay	2	4	6	0-0	0-0	6	1	7	0-0	1-0	1	0	1	0-0	0-0	1	1	2	0-0	0-0	0	0	1
<b>TOTAL</b>	<b>40</b>	<b>25</b>	<b>65</b>	<b>11.5-52</b>	<b>0-0</b>	<b>44</b>	<b>13</b>	<b>57</b>	<b>0-0</b>	<b>1-0</b>	<b>4</b>	<b>0</b>	<b>4</b>	<b>0-0</b>	<b>0-0</b>	<b>11</b>	<b>8</b>	<b>19</b>	<b>0-0</b>	<b>0-0</b>	<b>0</b>	<b>0</b>	<b>0</b>
at Ind. (WC)	1	1	2	0-0	0-0	10	0	10	0-0	0-0	0	0	0	0-0	0-0	Did Not Play							

FATAFEHI						FERGUSON						GARDENER						GOLD								
Game	UT	A	TT	S-Yds	I-Yds	UT	A	TT	S-Yds	I-Yds	UT	A	TT	S-Yds	I-Yds	UT	A	TT	S-Yds	I-Yds	UT	A	TT	S-Yds	I-Yds	
at Cincinnati	1	0	1	0-0	0-0	0	0	0	0-0	0-0				Inactive		8	2	10	0-0	1-12						
at San Diego	2	0	2	0-0	0-0	0	0	0	0-0	0-0				Inactive		6	0	6	0-0	1-2						
Oakland	0	0	0	0-0	0-0	1	0	1	0-0	0-0				Inactive		3	1	4	0-0	0						
Detroit	3	1	4	0-0	0-0	2	1	3	0-0	0-0				Inactive		8	2	10	0-0	0						
at Kansas City	2	0	2	0-0	0-0	3	2	5	0-0	0-0				Inactive		9	0	9	0-0	0						
Pittsburgh	3	1	4	2-14	0-0	10	2	12	0-0	0-0		1	1	2	0-0	0-0										
at Minnesota	1	1	2	0-0	0-0	3	0	3	0-0	0-0		2	1	3	0-0	0-0				Injured Reserve						
at Baltimore	2	1	3	0-0	0-0	6	4	10	0-0	0-0		5	3	8	0-0	0-0				Injured Reserve						
New England	4	1	5	0-0	0-0	4	1	5	0-0	0-0		1	0	1	0-0	0-0				Injured Reserve						
San Diego	1	0	1	0-0	0-0	5	0	5	1-13	0-0		1	0	1	0-0	0-0				Injured Reserve						
Chicago	2	3	5	0-0	0-0	7	0	7	0-0	0-0		Suspended by Club								Injured Reserve						
at Oakland	1	1	2	0.5-0.5	0-0	9	3	12	0-0	0-0		Suspended by Club								Injured Reserve						
Kansas City	0	2	2	0-0	0-0	3	1	4	0-0	0-0		Suspended by Club								Injured Reserve						
Cleveland	2	2	4	0-0	0-0	2	0	2	0-0	0-0		Reserve/NFI								Injured Reserve						
at Ind.	2	1	3	0-0	0-0	3	0	3	0-0	0-0		Reserve/NFI								Injured Reserve						
at Green Bay	3	1	4	0-0	0-0	Injured Reserve								Reserve/NFI								Injured Reserve				
TOTAL	29	15	44	2.5-14.5	0-0	58	14	72	1-13	0-0	10	5	15	0-0	0-0	34	5	39	0-0	2-14						
at Ind. (WC)	3	0	3	0-0	0-0	Injured Reserve								Reserve/NFI								Injured Reserve				



## 2003 INDIVIDUAL GAME-BY-GAME STATISTICS — DEFENSE

McNEIL						MIDDLEBROOKS						MOBLEY						O'NEAL					
Game	UT	A	TT	S-Yds	I-Yds	UT	A	TT	S-Yds	I-Yds	UT	A	TT	S-Yds	I-Yds	UT	A	TT	S-Yds	I-Yds			
at Cincinnati						0	0	0	0-0	0-0	7	0	7	0-0	0-0	4	0	4	0-0	0			
at San Diego						0	0	0	0-0	0-0	3	2	5	0-0	0-0	8	0	8	0-0	0			
Oakland						0	0	0	0-0	0-0	0	1	1	0-0	0-0	2	1	3	0-0	0			
Detroit						0	0	0	0-0	0-0	3	2	5	0-0	0-0	3	1	4	0-0	0			
at Kansas City						0	0	0	0-0	0-0	5	3	8	0-0	0-0	0	1	1	0-0	1-6			
Pittsburgh						0	0	0	0-0	0-0	7	1	8	0-0	0-0	0	0	0	0-0	0			
at Minnesota						0	0	0	0-0	0-0	5	3	8	0-0	0-0	0	0	0	0-0	0			
at Baltimore						0	0	0	0-0	0-0	2	2	4	0-0	0-0	Inactive							
New England						0	0	0	0-0	0-0	Inactive					2	0	2	0-0				
San Diego						2	0	2	0-0	0-0	Injured Reserve					Inactive							
Chicago						0	0	0	0-0	0-0	Injured Reserve					0	0	0	0-0	0			
at Oakland						0	0	0	0-0	0-0	Injured Reserve					0	0	0	0-0	0			
Kansas City	1	0	1	0-0	0-0	0	0	0	0-0	0-0	Injured Reserve					Inactive							
Cleveland	0	0	0	0-0	0-0	0	0	0	0-0	0-0	Injured Reserve					0	0	0	0-0	0			
at Ind.	0	0	0	0-0	0-0	0	0	0	0-0	0-0	Injured Reserve					0	0	0	0-0	0			
at Green Bay	0	0	0	0-0	0-0	1	0	1	0-0	0-0	Injured Reserve					0	0	0	0-0	0			
TOTAL	1	0	1	0-0	0-0	3	0	3	0-0	0-0	32	14	46	0-0	0-0	19	3	22	0-0	1-6			
at Ind. (WC)	0	0	0	0-0	0-0	1	0	1	0-0	0-0	Injured Reserve					Inactive							

PIERCE						POPE						PRYCE						SPENCER					
Game	UT	A	TT	S-Yds	I-Yds	UT	A	TT	S-Yds	I-Yds	UT	A	TT	S-Yds	I-Yds	UT	A	TT	S-Yds	I-Yds			
at Cincinnati						1	1	2	0-0	0-0	3	0	3	1-6	0-0	0	0	0	0-0	0-0			
at San Diego						0	1	1	0-0	0-0	2	0	2	0-0	0-0	0	0	0	0-0	0-0			
Oakland						5	0	5	0-0	0-0	1	0	1	0-0	0-0	0	0	0	0-0	0-0			
Detroit						2	1	3	0-0	0-0	5	0	5	1-8	0-0	0	0	0	0-0	0-0			
at Kansas City						0	3	3	0-0	0-0	0	1	1	0-0	0-0	0	0	0	0-0	0-0			
Pittsburgh						2	0	2	0-0	0-0	3	0	3	2-17	0-0	2	0	2	0-0	0-0			
at Minnesota						1	1	2	0-0	0-0	4	1	5	1-7	0-0	1	0	1	0-0	0-0			
at Baltimore	0	0	0	0-0	0-0	1	0	1	0-0	0-0	6	1	7	0-0	0-0	0	0	0	0-0	0-0			
New England	2	1	3	0-0	0-0	0	2	2	0-0	0-0	1	1	2	0-0	0-0	1	0	1	0-0	0-0			
San Diego	0	0	0	0-0	0-0	0	0	0	0-0	0-0	2	0	2	0-0	0-0	0	0	0	0-0	0-0			
Chicago						0	0	0	0-0	0-0	6	0	6	2-15	0-0	1	0	1	0-0	0-0			
at Oakland						0	0	0	0-0	0-0	0	1	1	0-0	0-0	0	0	0	0-0	0-0			
Kansas City						1	1	2	0-0	0-0	2	1	3	0-0	0-0	4	0	4	0-0	0-0			
Cleveland						0	0	0	0-0	0-0	1	1	2	0-0	0-0	1	0	1	0-0	0-0			
at Ind.						0	0	0	0-0	0-0	3	1	4	1.5-5.5	0-0	0	1	1	0-0	0-0			
at Green Bay						3	0	3	1-14	0-0	2	2	4	0-0	0-0	0	0	0	0-0	0-0			
TOTAL	2	1	3	0-0	0-0	16	10	26	1-14	0-0	41	10	51	8.5-58.5	0-0	10	1	11	0-0	0-0			
at Ind. (WC)						1	0	1	0	0-0	2	0	2	0-0	0-0	1	0	1	0-0	0-0			

SPRAGAN						SYKES						WALLS						WILSON					
Game	UT	A	TT	S-Yds	I-Yds	UT	A	TT	S-Yds	I-Yds	UT	A	TT	S-Yds	I-Yds	UT	A	TT	S-Yds	I-Yds			
at Cincinnati	0	0	0	0-0	0-0	0	0	0	0-0	0-0	3	2	5	0-0	0-0	9	1	10	0-0	0-0			
at San Diego	0	0	0	0-0	0-0	0	0	0	0-0	0-0	5	1	6	0-0	0-0	7	2	9	0-0	0-0			
Oakland	0	0	0	0-0	0-0	0	0	0	0-0	0-0	4	0	4	0-0	0-0	5	4	9	0-0	0-0			
Detroit	0	0	0	0-0	0-0	0	0	0	0-0	0-0	1	0	1	0-0	0-0	10	1	11	0-0	0-0			
at Kansas City	0	0	0	0-0	0-0	0	0	0	0-0	0-0	2	0	2	0-0	0-0	5	4	9	0-0	0-0			
Pittsburgh	8	4	12	0-0	0-0	0	0	0	0-0	0-0	2	0	2	0-0	0-0	10	5	15	0-0	0-0			
at Minnesota	0	0	0	0-0	0-0	3	2	5	0-0	0-0	6	2	8	0-0	0-0	7	1	8	0-0	0-0			
at Baltimore	2	1	3	0-0	0-0	8	2	10	0-0	0-0	3	1	4	0-0	0-0	11	1	12	1-5	0-0			
New England	2	2	4	0-0	0-0	6	2	8	0-0	0-0	2	0	2	0-0	0-0	7	3	10	0-0	0-0			
San Diego	2	1	3	0-0	0-0	0	3	3	0-0	0-0	5	0	5	0-0	0-0	2	0	2	0-0	0-0			
Chicago	7	2	9	0-0	0-0	5	2	7	0-0	0-0	2	1	3	0-0	0-0	6	4	10	0-0	0-0			
at Oakland	11	2	13	0-0	0-0	5	1	6	0-0	0-0	5	0	5	0-0	0-0	2	1	3	0-0	0-0			
Kansas City	7	2	9	0-0	0-0	6	0	6	0-0	0-0	6	1	7	0-0	0-0	6	0	6	0-0	0-0			
Cleveland	7	3	10	0-0	0-0	7	2	9	0-0	0-0	2	2	4	0-0	1-0	7	1	8	0-0	0-0			
at Ind.	5	1	6	0-0	0-0	1	0	1	0-0	0-0	6	0	6	0-0	0-0	2	0	2	0-0	0-0			
at Green Bay	5	2	7	0-0	0-0	8	1	9	0-0	0-0	4	0	4	0-0	0-0	3	1	4	0-0	0-0			
TOTAL	56	20	76	0-0	0-0	49	15	64	0-0	0-0	58	10	68	0-0	1-0	99	29	128	1-5	0-0			
at Ind. (WC)	3	2	5	0-0	0-0	2	2	4	0-0	0-0	3	0	3	0-0	0-0	6	1	7	0-0	0-0			

Johnny Rutledge made 1 tackle (assist) at Green Bay (12/28)

Chris Young made 1 solo tackle at Green Bay (12/28)

## THE LAST TIME IT HAPPENED...

(Reflects the last time each individual statistic occurred)  
(2003 performances boldfaced; Super Bowl performances in *Italics*)

### 100 YARDS RUSHING:

Broncos: **Q. Griffin, 28-136, at Indianapolis, 12/21/03**  
 Playoffs: Terrell Davis, 25-102, vs. Atlanta, 1/31/99  
 Opponents: **Jamal Lewis, 32-134, 1 TD, at Baltimore, 10/26/03**  
 Playoffs: Jamal Lewis, 30-110, 2 TD, at Baltimore, 12/31/00

### 200 YARDS RUSHING:

Broncos: **Clinton Portis, 22-218, 5 TD, vs. Kansas City, 12/7/03**  
 Playoffs: Has never happened  
 Opponents: **Ahman Green, 20-218, 2 TD, at Green Bay, 12/28/03**  
 Playoffs: Tim Smith, 23-204, 2TD, vs. Washington, 1/31/88

### TWO 100-YARD RUSHERS:

Broncos: Otis Armstrong (116) and Norris Weese (120), at Chicago, 12/8/76  
 Playoffs: Terrell Davis (184) and Derek Loville (103), vs. Jacksonville, 12/27/97  
 Opponents: Curt Warner (126) and John L. Williams (109), at Seattle, 12/11/88  
 Playoffs: Has never happened

### 100-YARD RUSHER AND 100-YARD RECEIVER:

Broncos: **Quentin Griffin (136) and Ashley Letie (115), at Indianapolis, 12/21/03**  
 Playoffs: Terrell Davis (102) and Rod Smith (152), vs. Atlanta, 1/31/99  
 Opponents: Priest Holmes (161) and Dante Hall (143), Kansas City, 12/15/02  
 Playoffs: Tim Smith (204) and Ricky Sanders (193), vs. Washington, 1/31/88

### 100-YARD RUSHER AND TWO 100-YARD RECEIVERS:

Broncos: Mike Anderson (103), Rod Smith (111) and Ed McCaffrey (129), vs. Cleveland, 10/15/00  
 Playoffs: Has never happened  
 Opponents: Has never happened  
 Playoffs: Has never happened

### 100-YARD RUSHER, 300-YARD PASSER, 100-YARD RECEIVER:

Broncos: Clinton Portis (102), Brian Griese (316), Ed McCaffrey (113), vs. San Diego, 10/6/02  
 Playoffs: Terrell Davis (102), John Elway (336), Rod Smith (152), vs. Atlanta, 1/31/99  
 Opponents: Priest Holmes (161), Trent Green (310) and Dante Hall (143), Kansas City, 12/15/02  
 Playoffs: Tim Smith (204), Doug Williams (340), Ricky Sanders (193), vs. Washington, 1/31/88

### 100-YARD RUSHER, 300-YARD PASSER AND TWO 100-YARD RECEIVERS:

Broncos: Mike Anderson (103), Brian Griese (336), Rod Smith (111) and Ed McCaffrey (129), vs. Cleveland, 10/15/00  
 Playoffs: Has never happened  
 Opponents: Has never happened  
 Playoffs: Has never happened

### 100-YARD RUSHER AND 300-YARD PASSER:



## THE LAST TIME IT HAPPENED... (CONT.)

### FIVE RUSHING TOUCHDOWNS:

Broncos: **Clinton Portis, 22-218, 5 TD, vs. Kansas City, 12/7/03**  
 Playoffs: Has never happened  
 Opponents: Has never happened  
 Playoffs: Has never happened

### 300 YARDS PASSING:

Broncos: Brian Griese, 30-50, 376 yds., 2 TD, 0 INT, at Kansas City, 10/20/02  
 Playoffs: *John Elway, 18-29, 336 yds., 1 TD, 1 INT, vs. Atlanta, 1/31/99*  
 Opponents: **Trent Green, 34-47, 397 yds., 1 TD, 0 INT, vs. Kansas City, 12/7/03**  
 Playoffs: **Peyton Manning, 22-26, 377 yds., 5 TD, 0 INT, at Indianapolis, 1/4/04**

### 400 YARDS PASSING:

Broncos: Gus Frerotte, 36-58, 462 yds., 5 TD, 4 INT, vs. San Diego, 11/19/00  
 Playoffs: Has never happened  
 Opponents: Aaron Brooks, 30-48, 441 yds., 2 TD, 2 INT, at New Orleans, 12/3/00  
 Playoffs: Has never happened

### THREE TOUCHDOWN PASSES:

Broncos: **Jake Plummer, 23-34, 253 yds., 3 TD, vs. San Diego, 11/16/03**  
 Playoffs: John Elway, 29-47, 302 yds., 3 TD, 1 INT, at L.A. Raiders, 1/9/94  
 Opponents: **Tom Brady, 20-35, 350 yds., 3 TD, 1 INT, vs. New England, 11/3/03**  
 Playoffs: **Peyton Manning, 22-26, 377 yds., 5 TD, 0 INT, at Indianapolis, 1/4/04**

### FOUR TOUCHDOWN PASSES:

Broncos: Gus Frerotte, 36-58, 462 yds., 5 TD, 4 INT, vs. San Diego, 11/19/00  
 Playoffs: Has never happened  
 Opponents: Drew Bledsoe, 18-27, 271 yds., 4 TD, 1 INT, vs. New England, 10/1/00  
 Playoffs: **Peyton Manning, 22-26, 377 yds., 5 TD, 0 INT, at Indianapolis, 1/4/04**

### FIVE TOUCHDOWN PASSES:

Broncos: Gus Frerotte, 36-58, 462 yds., 5 TD, 4 INT, vs. San Diego, 11/19/00  
 Playoffs: Has never happened  
 Opponents: John Hadl, 21-35, 325 yds., 5 TD, vs. San Diego, 12/1/68  
 Playoffs: **Peyton Manning, 22-26, 377 yds., 5 TD, 0 INT, at Indianapolis, 1/4/04**

### SIX TOUCHDOWN PASSES:

Broncos: Has never happened  
 Playoffs: Has never happened  
 Opponents: Len Dawson, 23-38, 435 yds., 6 TD, at Kansas City, 11/1/64  
 Playoffs: Has never happened

### 100 YARDS RECEIVING:

Broncos: **Ashley Lelie, 5-115, at Indianapolis, 12/21/03**  
 Playoffs: *Rod Smith, 5-152, TD, vs. Atlanta, 1/31/99*  
 Opponents: **Dennis Northcutt, 3-115, vs. Cleveland, 12/14/03**  
 Playoffs: **Brandon Stokley, 4-144, 2TD, and Marvin Harrison, 7-133, 2 TD, at Indianapolis, 1/4/04**

### 200 YARDS RECEIVING:

Broncos: Shannon Sharpe, 12-214, 2 TD, at Kansas City, 10/20/02  
 Playoffs: Has never happened  
 Opponents: Torrance Small, 6-200, 2 TD, vs. New Orleans, 12/24/94  
 Playoffs: Has never happened

### TWO 100-YARD RECEIVERS:

Broncos: Rod Smith (187) and Ed McCaffrey (148), vs. San Diego, 11/19/00  
 Playoffs: Has never happened  
 Opponents: Joe Horn (170) and Robert Wilson (122), at New Orleans, 12/3/00  
 Playoffs: **Brandon Stokley, 4-144, 2 TD, and Marvin Harrison, 7-133, 2TD, at Indianapolis, 1/4/04**

### TWO RECEIVING TOUCHDOWNS:

Broncos: **Shannon Sharpe, 7-101, 3 TD, vs. San Diego, 11/16/03**  
 Playoffs: Clarence Kay, 4-105, 2 TD, vs. Houston, 1/10/88  
 Opponents: Dante Hall, 5-143, 2 TD, Kansas City, 12/15/02  
 Playoffs: **Brandon Stokley, 4-144, 2 TD and Marvin Harrison, 7-133, 2 TD, at Indianapolis, 1/4/04**

### THREE RECEIVING TOUCHDOWNS:

Broncos: **Shannon Sharpe, 7-101, 3 TD, vs. San Diego, 11/16/03**  
 Playoffs: Has never happened  
 Opponents: Lamar Thomas, at Miami, 6-136, 3 TD, 12/21/98  
 Playoffs: *Jerry Rice, 7-148, 3 TD, vs. San Francisco, 1/28/90*

### FOUR RECEIVING TOUCHDOWNS:

Broncos: Has never happened  
 Playoffs: Has never happened  
 Opponents: Lance Alworth, 9-171, 4 TD, vs. San Diego, 12/1/68  
 Playoffs: Has never happened

### TWO INTERCEPTIONS:

Broncos: Deltha O'Neal, vs. San Diego, 10/6/02  
 Playoffs: *Darrien Gordon, vs. Atlanta, 1/31/99*  
 Opponents: Reggie Tongue, at Seattle, 10/14/01  
 Playoffs: **David Macklin, at Indianapolis, 1/4/04**

### THREE INTERCEPTIONS:

Broncos: Deltha O'Neal (4), vs. Kansas City, 10/7/01  
 Playoffs: Has never happened  
 Opponents: Mark Kelso, at Buffalo, 12/12/92  
 Playoffs: Has never happened

### FOUR INTERCEPTIONS:

Broncos: Deltha O'Neal, vs. Kansas City, 10/7/01  
 Playoffs: Has never happened  
 Opponents: Has Never Happened  
 Playoffs: Has never happened

### TWO SACKS:

Broncos: **Bertrand Berry (3), vs. Kansas City, 12/7/03**  
 Playoffs: Neil Smith (2) and Alfred Williams (2), at Kansas City, 1/4/98  
 Opponents: **Gerard Warren (2), vs. Cleveland, 12/14/03**  
 Playoffs: Michael McCrary (3), at Baltimore, 12/31/00

### THREE SACKS:

Broncos: **Bertrand Berry (3), vs. Kansas City, 12/7/03**  
 Playoffs: Has never happened  
 Opponents: Trace Armstrong (3), at Oakland, 12/22/02  
 Playoffs: Michael McCrary, at Baltimore, 12/31/00

### FOUR SACKS:

Broncos: Simon Fletcher, at San Diego, 11/11/90  
 Playoffs: Has never happened  
 Opponents: Michael Sinclair, at Seattle, 9/8/96  
 Playoffs: Has never happened

### TWO OPPONENT FUMBLE RECOVERIES:

Broncos: Bill Romanowski, at Seattle, 9/8/96  
 Playoffs: Has never happened  
 Opponents: Terry McDaniel, vs. Los Angeles Raiders, 9/18/94  
 Playoffs: *Randy Hughes, vs. Dallas, 1/15/78*

### SHUTOUT ON ROAD:

by Broncos: Denver 12, at Cleveland 0, 9/27/92  
 Playoffs: Has never happened  
 by Opponents: at L.A. Raiders 24, Denver 0, 11/22/92  
 Playoffs: Has never happened

### SHUTOUT AT HOME:

by Broncos: at Denver 34, vs. Carolina 0, 11/9/97  
 Playoffs: Has never happened  
 by Opponents: Has never happened  
 Playoffs: Has never happened

### OVERTIME WIN AWAY FROM DENVER:

by Broncos: Denver 37, at Kansas City 34, 10/20/02  
 Playoffs: Denver 23, at Cleveland 20, 1/11/87  
 by Opponents: at San Diego 30, Denver 27, 12/1/02  
 Playoffs: Has never happened  
 TIE: Denver 17, at Green Bay 17, 9/20/87

### OVERTIME WIN IN DENVER:

by Broncos: **at Denver 23, Cleveland 20, 12/14/03**  
 Playoffs: Has never happened  
 by Opponents: Indianapolis 23, at Denver 20, 11/24/02  
 Playoffs: Has never happened  
 TIE: at Denver 35, Pittsburgh 35, 9/22/74

### 40 POINTS:

Broncos: **at Denver 45, Kansas City 27, 12/7/03**  
 Playoffs: at Denver 42, Jacksonville 17, 12/27/97  
 Opponents: at St. Louis 41, Denver 36, 9/4/00  
 Playoffs: **at Indianapolis 41, Denver 10, 1/4/04**

### 50 POINTS:

Broncos: at Denver 50, San Diego 34, 10/6/63  
 Playoffs: Has never happened  
 Opponents: at Indianapolis 55, Denver 24, 10/31/88  
 Playoffs: *San Francisco 55, Denver 10, 1/28/90*

### TWO-POINT CONVERSION:

Broncos: **Clinton Portis run, at Oakland, 11/30/03**  
 Playoffs: Terrell Davis run, vs. Jacksonville, 1/4/97  
 Opponents: **Doug Flutie pass to Stephen Alexander, vs. San Diego, 11/16/03**  
 Playoffs: Has never happened

### THREE FIELD GOALS:

Broncos: **Jason Elam, vs. Cleveland, 12/14/03**  
 Playoffs: Jason Elam vs. N.Y. Jets, 1/17/99  
 Opponents: **Paul Edinger (4), vs. Chicago, 11/24/03**  
 Playoffs: Mike Hollis, vs. Jacksonville, 1/4/97



## THE LAST TIME IT HAPPENED... (CONT.)

### FOUR FIELD GOALS:

Broncos: Jason Elam, vs. Miami, 10/13/02  
 Playoffs: Has never happened  
 Opponents: **Paul Edinger, vs. Chicago, 11/24/03**  
 Playoffs: Has never happened

### FIVE FIELD GOALS:

Broncos: Jason Elam, vs. Miami, 10/13/02  
 Playoffs: Has never happened  
 Opponents: Mike Vanderjagt, at Indianapolis, 1/6/02  
 Playoffs: Has never happened

### SIX FIELD GOALS:

Broncos: Has never happened  
 Playoffs: Has never happened  
 Opponents: Gary Anderson, at Pittsburgh, 10/23/88  
 Playoffs: Has never happened

### PUNT RETURN FOR A TOUCHDOWN:

Broncos: **Rod Smith, 65 yds., vs. San Diego, 11/16/03**  
 Playoffs: Has never happened  
 Opponents: **Dante Hall, 93 yds., at Kansas City, 10/5/03**  
 Playoffs: Has never happened

### KICKOFF RETURN FOR A TOUCHDOWN:

Broncos: Deltha O'Neal, 87 yds., vs. New England, 10/1/00  
 Playoffs: Has never happened  
 Opponents: Ronney Jenkins, 88 yds., at San Diego, 10/21/01  
 Playoffs: *Tim Dwight, 94 yds., vs. Atlanta, 1/31/99*

### INTERCEPTION RETURN FOR A TOUCHDOWN:

Broncos: **Ian Gold, 12 yds., at Cincinnati, 9/7/03**  
 Playoffs: Has never happened  
 Opponents: **Gary Brackett, 31 yds., at Indianapolis, 12/21/03**  
 Playoffs: Carlton Bailey, at Buffalo, 1/12/92

### FUMBLE RETURN FOR A TOUCHDOWN:

Broncos: Chester McGlockton, 24 yds., vs. Buffalo, 9/22/02  
 Playoffs: Neil Smith, 79 yds., vs. Miami, 1/9/99  
 Opponents: **Marcus Wilkins, 0 yds. (in end zone), at Green Bay, 12/28/03**  
 Playoffs: Has never happened

### MISSED FIELD GOAL RETURN FOR A TOUCHDOWN:

Broncos: Has never happened  
 Playoffs: Has never happened  
 Opponents: Chris McAlister, 108 yds., at Baltimore, 9/30/02  
 Playoffs: Has never happened

### BLOCKED PUNT:

Broncos: **Jashon Sykes, at Indianapolis, 12/21/03**  
 Playoffs: Has never happened  
 Opponents: **O.J. Santiago, at Oakland, 11/30/03**  
 Playoffs: Blake Spence, vs. New York Jets, 1/17/99

### BLOCKED PUNT RETURN FOR A TOUCHDOWN:

Broncos: Ian Gold, vs. Oakland, 11/13/00  
 Playoffs: Has never happened  
 Opponents: Alex Bannister, at Seattle, 10/14/01  
 Playoffs: Travis Davis, 29 yds., vs. Jacksonville, 12/27/97

### BLOCKED FIELD GOAL:

Broncos: Trevor Pryce, at San Diego, 12/1/02  
 Playoffs: Has never happened  
 Opponents: Anthony Dorsett, at Oakland, 11/5/01  
 Playoffs: Has never happened

### BLOCKED FIELD GOAL RETURN FOR A TOUCHDOWN:

Broncos: Louis Wright, 60 yds., vs. San Diego, 11/17/85  
 Playoffs: Has never happened  
 Opponents: Cornelius Bennett, 80 yds., at Buffalo, 9/30/90  
 Playoffs: Has never happened

### MISSED POINT-AFTER-TOUCHDOWN ATTEMPT:

Broncos: Jason Elam (hit left upright), vs. Indianapolis, 11/24/02  
 Playoffs: Jason Elam (Blocked by Clyde Simmons), vs. Jacksonville, 1/4/97  
 Opponents: **Jason Hanson (kick short), vs. Detroit, 9/28/03**  
 Playoffs: Has never happened

### SAFETY:

Broncos: **Punt fumbled out of bounds in end zone, vs. New England, 11/3/03**  
 Playoffs: Tony Eason sacked in the end zone by Rulon Jones, vs. New England, 1/4/87  
 Opponents: **Punt blocked out of bounds in end zone, at Oakland, 11/30/03**  
 Playoffs: Mike Horan runs out of endzone, vs. Cleveland, 1/17/88

## BRONCOS INDIVIDUAL LEADERS BY STATISTICAL CATEGORY

Category	Player	AFC Rank	AFC Leader	NFL Rank	NFL Leader
Scoring	Jason Elam — 120	5th	Holmes, Kansas City — 162	T7th	Wilkins, St. Louis — 163
Rushing	Clinton Portis — 1,591	3rd	Lewis, Baltimore — 2,066	5th	Lewis, Baltimore — 2,066
Passing Yards	Jake Plummer — 2,182	9th	Manning, Indianapolis — 4,267	26th	Manning, Indianapolis — 4,047
Passer Rating	Jake Plummer — 91.2	4th	McNair, Tennessee — 100.4	5th	McNair, Tennessee — 100.4
Receiving Yards	Rod Smith — 845	13th	Johnson, Cincinnati — 1,355	25th	Holt, St. Louis — 1696
Receptions	Rod Smith — 74	T7th	Tomlinson, San Diego — 100	T16th	Holt, St. Louis — 117
Punting Avg.	Micah Knorr — 43.2	4th	Lechler, Oakland — 46.9	7th	Lechler, Oakland — 46.9
Net Punting Avg.	Micah Knorr — 32.2	15th	Henrich, Tennessee — 37.8	30th	Berger, New Orleans — 38.2
Interceptions	Kelly Herndon — 3	T19th	Three tied with — 7	T40th	Russel, Minnesota — 9 Parrish, San Francisco — 9
Kickoff Ret. Avg.	Chris Cole — 23.8	4th	B. Johnson, New England — 28.2	8th	Azumah, Chicago — 29.0
Punt Ret. Avg.	Deltha O'Neal — 9.5	9th	Hall, Kansas City — 16.3	15th	Hall, Kansas City — 17.6

## HOW THE BRONCOS RANKED IN THE AFC AND NFL

OFFENSE					
Category	Broncos Total	AFC Rank	AFC Leader	NFL Rank	NFL Leader
Points Per Game	23.8	5th	Kansas City — 30.3	10th	Kansas City — 30.3
Total Yards Per Game	349.9	3rd	Kansas City — 369.4	7th	Minnesota — 393.4
Yards Per Play	5.5	4th	Kansas City — 6.0	8th	Minnesota — 6.2
Rushing Yards Per Game	164.3	2nd	Baltimore — 166.8	2nd	Baltimore — 166.8
Net Passing Yds. Per Game	185.6	10th	Indianapolis — 261.2	22nd	Indianapolis — 261.2
Interceptions thrown (fewest)	18	T11th	Tennessee — 9	T18th	New Orleans — 8
Sacks Allowed (fewest)	25	3rd	Indianapolis — 19	6th	Detroit — 11
First Downs Per Game	20.9	3rd	Kansas City — 21.8 Indianapolis — 21.8	6th	Kansas City — 21.8 Indianapolis — 21.8
Third-Down Efficiency	38.9	6th	Cincinnati — 44.7	12th	Seattle — 46.8
Fourth-Down Efficiency	23.1	16th	Indianapolis — 64.7	31st	Chicago — 65.2
DEFENSE					
Category	Broncos Total	AFC Rank	AFC Leader	NFL Rank	NFL Leader
Points Per Game	18.8	6th	New England — 14.9	9th	New England — 14.9
Total Yards Per Game	277.1	3rd	Buffalo — 269.6	4th	Dallas — 253.5
Yards Per Play	5.1	6th	Baltimore — 4.4	9th	Baltimore — 4.4
Rushing Yards Per Game	100.3	6th	Tennessee — 80.9	7th	Tennessee — 80.9
Net Passing Yds. Per Game	176.8	4th	Buffalo — 169.2	6th	Dallas — 164.4
Interceptions (most)	9	16th	New England — 29	32nd	New England — 29
Sacks Allowed (most)	36	T5th	Baltimore — 47	T12th	Baltimore — 47
First Downs Allowed Per Game	15.1	1st	Denver — 15.1	2nd	Dallas — 14.3
Third-Down Efficiency	29.5	3rd	Tennessee — 27.7	3rd	Tennessee — 27.7
Fourth-Down Efficiency	48.0	7th	Miami — 16.7	19th	Miami — 16.7



## 2003 BRONCOS HONORS AND AWARDS

### Pro Bowl

C Tom Nalen, RB Clinton Portis, LB Al Wilson

### AFC Offensive Player of the Week

Week 3 (Sept. 21-22) — QB Jake Plummer  
Week 11 (Nov. 16-17) — TE Shannon Sharpe  
Week 14 (Dec. 7-8) — RB Clinton Portis

### AFC Special Teams Player of the Week

Week 15 (Dec. 14-15) — K Jason Elam

### FedEx Ground NFL Player of the Week

Week 1 (Sept. 7-8) — Clinton Portis  
Week 13 (Nov. 30-Dec. 1) — Clinton Portis  
Week 14 (Dec. 7-8) — Clinton Portis

### NFL Walter Payton Man of the Year Finalist

Ian Gold

### Ed Block Courage Award Nominee

Tom Nalen

### Associated Press

AII-NFL — C Tom Nalen

### Sports Illustrated

AII-NFL — C Tom Nalen

### Pro Football Weekly

AII-NFL — C Tom Nalen  
AII-AFC — C Tom Nalen

### Football Digest

Second-Team AII-NFL — C Tom Nalen

### NFL Alumni

NFL Offensive Lineman of the Year — C Tom Nalen

### BY INDIVIDUAL:

#### K Jason Elam

- AFC Special Teams Player of the Week for Week 15

#### LB Ian Gold

- Finalist for the NFL Walter Payton Man of the Year Award

#### C Tom Nalen

- All-NFL by the Associated Press, *Sports Illustrated* and *Pro Football Weekly*
- Pro Bowl reserve
- All-AFC by *Pro Football Weekly*
- Second-Team All-NFL by *Football Digest*
- NFL Offensive Lineman of the Year by the NFL Alumni
- Broncos' nominee for the Ed Block Courage Award

#### QB Jake Plummer

- AFC Offensive Player of the Week for Week 3

#### RB Clinton Portis


- Pro Bowl reserve
- AFC Offensive Player of the Week for Week 14
- FedEx Ground NFL Player of the Week for Week 1
- FedEx Ground NFL Player of the Week for Week 13
- FedEx Ground NFL Player of the Week for Week 14

#### TE Shannon Sharpe

- AFC Offensive Player of the Week for Week 11

#### LB Al Wilson

- Pro Bowl reserve





**Weather:** Partly Cloudy & Fair, 72°, Wind E 6 mph • **Attendance:** 63,820 • **Time:** 3:04

The Broncos started the 2003 season in good form with a decisive 30-10 victory over the Cincinnati Bengals at Paul Brown Stadium before a crowd of 63,820.

Denver's defense, backed by two Trevor Pryce tackles, forced the Bengals to go three-and-out on their opening drive and gave the Broncos good field position on their own 40. Denver's offense was able to capitalize on the field position with a 52-yard field goal by Jason Elam that put the Broncos up 3-0. Neither team would score for the remainder of the first quarter.

The Broncos marched 46 yards on their first drive of the second quarter as the Bengals were unable to stop the powerful Clinton Portis. The drive was capped by a Portis 2-yard rushing touchdown. Cincinnati finally got points on the scoreboard two possessions later after a 26-yard Shayne Graham field goal. Denver would score two more times before the half. Another rushing touchdown by Portis and a 27-yard Elam field goal with 15 seconds left in the half gave the Broncos a commanding 20-3 lead at halftime.

After Denver was unable to score on its first possession of the second half, Ian Gold intercepted a Jon Kitna pass intended for Corey Dillon and returned it for 12 yards and a Broncos touchdown. Pryce put great pressure on Kitna at the goal line to force the errant throw. Neither team was able to score again until a 39-yard Elam field goal increased the Broncos lead to 27 late in the fourth quarter.

Cincinnati put together one more drive, culminating with a 41-yard touchdown pass from Kitna to Chad Johnson to make the score 30-10 with 3:04 remaining in the game. Denver ran the game clock down to 41 seconds, and the Bengals were unable to score again before the end of the game.

Clinton Portis had a game-high 120 yards rushing and two touchdowns on 24 carries to post the best rushing total by a Broncos player in a season-opening game. It marked just the sixth time a Bronco has rushed for 100 or more yards in Week 1 and the first such achievement in an opener on the road. The Broncos sacked Kitna four times, with Bertrand Berry tying a career high with two. Their defense forced three fumbles and two interceptions, holding the Bengals to 51 yards rushing.

**OFFICIALS****Referee** — Gerry Austin (34); **Umpire** — Roy Ellison (81); **Head Linesman** — John Schleyer (21); **Line Judge** — Carl Johnson (101);**Field Judge** — Scott Edwards (3); **Side Judge** — Rick Patterson (15); **Back Judge** — Jim Howey (37); **Replay** — Ken Baker**STARTING LINEUPS**

Denver Broncos				Cincinnati Bengals			
Offense		Defense		Offense		Defense	
WR 80	R. Smith	LE 93	T. Pryce	WR 80	P. Warrick	LDE 91	C. Powell
LT 74	E. Salaam	LT 75	M. Pope	LOT 76	L. Jones	LDT 97	J. Thornton
LG 50	B. Hamilton	RT 90	D. Holland	LG 65	E. Steinbach	RDT 94	T. Williams
C 66	T. Nalen	RE 92	B. Berry	C 63	M. Goff	RDE 90	J. Smith
RG 62	D. Neil	VLB 52	I. Gold	RG 72	M. O'Dwyer	SLB 57	A. Ross
RT 78	M. Lepsis	MLB 56	A. Wilson	ROT 71	W. Anderson	MLB 51	K. Hardy
TE 84	S. Sharpe	SLB 51	J. Mobley	TE 82	R. Kelly	VLB 56	B. Simmons
TE 88	D. Carswell	LCB 35	L. Walls	WR 85	C. Johnson	LCB 21	J. Burris
QB 16	J. Plummer	RCB 24	D. O'Neal	QB 3	J. Kitna	RCB 26	T. James
RB 26	C. Portis	SS 28	K. Kennedy	HB 28	C. Dillon	SS 44	M. Manuel
WR 85	A. Lelie	FS 42	S. Brandon	FB 31	J. Johnson	FS 20	M. Roman

**DENVER SUBSTITUTIONS:** K 1 J. Elam, P/K 4 M. Knorr, QB 11 S. Beuerlein, CB 23 W. Middlebrooks, S 25 N. Ferguson, CB 31 K. Herndon, S 32 C. Young, CB 33 J. Spencer, RB 34 R. Droughts, RB 38 M. Anderson, LB 55 K. Burns, LB 57 J. Sykes, LB 59 D. Spragan, G/T 65 C. Carlisle, DT 68 M. Fatafehi, T 71 B. Brockermeyer, WR 81 C. Cole, TE/LS 83 M. Leach, TE 86 P. Hape, WR 87 E. McCaffery, TE 88 J. Putzier, DE/DT 96 D. Davis, DE 98 R. Hayward. **DID NOT PLAY:** None. **INACTIVE:** CB 20 R. Williams, RB 22 Q. Griffin, LB 58 T. Pierce, T 72 George Foster, G 79 S. Herndon, WR 82 A. Madise, DE 91 B. McNeal, DT 99 D. Gardner.

**FIELD GOALS (made (\_\_\_) & missed)**

J. Elam	(51) (27) (39)	FIELD GOALS (made / att)		S. Graham	(26)		
		1	2	3	4	OT	TOTAL
VISITOR	Denver Broncos	3	17	7	3	—	30
HOME	Cincinnati Bengals	0	3	0	7	—	10

Team	Qtr	Clock Time	PLAY DESCRIPTION (Extra Point) (Drive Info)							SCORE	
			S-yds	I-yds	PD	FF	FR			Visitor	Home
BRONCOS	1	9:04	J. Elam 51 yd. Field Goal (7-27, 3:55)							3	0
BRONCOS	2	10:54	C. Portis 2 yd. run (J. Elam kick) (8-46, 3:51)							10	0
BENGALS	2	3:13	S. Graham 26 yd. Field Goal (10-45, 5:57)							10	3
BRONCOS	2	1:13	C. Portis 8 yd. run (J. Elam kick) (5-66, 2:00)							17	3
BRONCOS	2	0:11	J. Elam 27 yd. Field Goal (7-20, 0:56)							20	3
BRONCOS	3	10:18	I. Gold 12 yd. interception return (J. Elam kick)							27	3
BRONCOS	4	4:16	J. Elam 39 yd. Field Goal (8-29, 4:00)							30	3
BENGALS	4	3:04	C. Johnson 41 yd. pass from J. Kitna (S. Graham kick) (4-75, 1:12)							30	10

**FINAL BRONCOS DEFENSIVE STATISTICS***(Based on coaches' film review)*

Player	UT	A	TT	S-yds	I-yds	PD	FF	FR	Player	UT	A	TT	S-yds	I-yds	PD	FF	FR
A. Wilson	9	1	10	0-0	0-0	1	0	0	K. Kennedy	3	1	4	0-0	0-0	1	0	0
I. Gold	8	2	10	0-0	1-12	1	0	0	K. Herndon	3	0	3	0-0	1-3	3	0	0
R. Hayward	6	2	8	1-6	0-0	0	1	1	T. Pryce	3	0	3	1-6	0-0	0	1	0
S. Brandon	5	2	7	0-0	0-0	1	0	0	D. Holland	1	1	2	0-0	0-0	2	0	0
J. Mobley	6	0	6	0-0	0-0	0	0	0	M. Pope	1	1	2	0-0	0-0	0	0	0
B. Berry	4	1	5	2-9	0-0	0	0	0	M. Fatafehi	1	0	1	0-0	0-0	0	0	0
L. Walls	3	2	5	0-0	0-0	3	0	0	D. Davis	0	1	1	0-0	0-0	0	0	0
D. O'Neal	4	0	4	0-0	0-0	0	0	0	<b>Team Totals</b>	<b>49</b>	<b>14</b>	<b>63</b>	<b>4-21</b>	<b>2-15</b>	<b>12</b>	<b>2</b>	<b>1</b>

**FINAL INDIVIDUAL STATISTICS**

Denver Broncos													Cincinnati Bengals												
RUSHING		ATT	YDS	AVG	LG	TD	RUSHING		ATT	YDS	AVG	LG	TD												
C. Portis	24	120	5.0	23	2	C. Dillon		14	34	2.4	7	0													
R. Smith	3	23	7.7	12	0	P. Warrick		2	11	5.5	14	0													
M. Anderson	7	15	2.1	6	0	J. Kitna		3	5	1.7	6	0													
A. Lelie	2	12	6.0	12	0	B. Bennett		3	1	0.3	1	0													
J. Plummer	3	7	2.3	4	0																				
S. Beuerlein	1	7	7.0	7	0																				
Total	40	184	4.6	23	2	Total		22	51	2.3	14	0													
PASSING		ATT	CMP	YDS	TD	LG	INT	Rtg.	PASSING		ATT	CMP	YDS	TD	LG	INT	Rtg.								
J. Plummer	25	12	115	0/0	23	3	21.7	J. Kitna	37	20	264	4/21	1	411	2	63.3									
S. Beuerlein	0	0	1/6	0	0	0	0.0	Total	37	20	264	4/21	1	411	2	63.3									
Total	25	12	115	1/6	0	3	21.7																		
PASS RECEIVING		NO	YDS	AVG	LG	TD	PASS RECEIVING		NO	YDS	AVG	LG	TD												
R. Smith	5	43	8.6	12	0	C. Johnson		6	95	15.8	411	1													
C. Portis	5	39	7.8	13	0	M. Schobel		4	97	24.3	40	0													
S. Sharpe	1	23	23.0	23	0	P. Warrick		4	31	7.8	15	0													
D. Carswell	1	10	10.0	10	0	K. Washington		2	18	9.0	9	0													
						C. Dillon		2	7	3.5	5	0													
						B. Bennett		1	10	10.0	10	0													
						J. Johnson		1	6	6.0	6	0													
Total	12	115	9.6	23	0	Total		20	264	13.2	411	1													
INTERCEPTIONS		NO	YDS	AVG	LG	TD	INTERCEPTIONS		NO	YDS	AVG	LG	TD												
I. Gold	1	12	12.0	12	1	T. James		1	24	24.0	24	0													
K. Herndon	1	3	3.0	3	0	B. Simmons		1	13	13.0	13	0													
						M. Roman		1	1	1.0	1	0													
Total	2	15	7.5	12	1	Total		3	38	12.7	24	0													
PUNTING		NO	YDS	AVG	NET	TB	IN20	LG	PUNTING		NO	YDS	AVG	NET	TB	IN20	LG								
M. Knorr	5	235	47.0	42.4	1	2	55	N. Harris	4	161	40.3	33.8	0	0	51										
Total	5	235	47.0	42.4	1	2	55	Total	4	161	40.3	33.8	0	0	51										
PUNT RETURNS		NO	YDS	AVG	FC	LG	TD	PUNT RETURNS		NO	YDS	AVG	FC	LG	TD										
D. O'Neal	3	26	8.7	0	12	0	P. Warrick		2	3	1.5	0	6	0											
[OUT OF BOUNDS]	1	0	0.0	0	0	0	[DOWNED]		1	0	0.0	0	0	0											
							[OUT OF BOUNDS]		1	0	0.0	0	0	0											
							[TOUCHBACK]		1	0	0.0	0	0	0											
Returns	3	26	8.7	0	12	0	Returns		2	3	1.5	0	6	0											
KICKOFF RETURNS		NO	YDS	AVG	FC	LG	TD	KICKOFF RETURNS		NO	YDS	AVG	FC	LG	TD										
C. Cole	2	64	32.0	0	34	0	B. Bennett		7	135	19.3	0	24	0											
D. O'Neal	1	11	11.0	0	11	0	Total		7	135	19.3	0	24	0											
Returns	3	75	25.0	0	34	0	Returns		7	135	19.3	0	24	0											
Denver Broncos FUMBLES		Fum	Lost	Own Rec.	Yds	TD	FF	Opp. Rec.	Yds	TD	TD	Outs	Cincinnati Bengals FUMBLES		Fum	Lost	Own Rec.	Yds	TD	FF	Opp. Rec.	Yds	TD	TD	Outs
R. Hayward	0	0	0	0	0	1	1	0	0	0	0	0	J. Kitna	2	1	0	0	0	0	0	0	0	0	0	
K. Herndon	0	0	0	0	0	1	0	0	0	0	0	0	B. Bennett	1	1	0	0	0	0	0	0	0	0	0	
T. Pryce	1	0	0	0	0	1	0	0	0	0	0	0	M. Schobel	0	1	0	0	0	0	0	0	0	0	0	
J. Sykes	0	0	0	0	0	0	1	0	0	0	0	0													
Total	0	0	0	0	0	3	2	0	0	0	0	0	Total	3	2	1	0	0	0	0	0	0	0	0	0







**Weather:** Clear, 72°, Wind E 7 mph • **Attendance:** 76,753 • **Time:** 3:12

The Broncos improved to 3-0 with an impressive 31-10 win over division-rival Oakland Raiders in front of 76,753 fans and a national television audience on *Monday Night Football* in their home opener at INVESCO Field at Mile High.

Denver was unstoppable early in the game shutting out Oakland 24-0 in the first half. By the end of the first quarter, the Broncos offense had scored three touchdowns and accumulated 170 yards and seven first downs. Denver's defense held the Raiders to just 7 total offensive yards in the first quarter and only 74 yards in the first half. Despite coming into the game with a first-degree separation of his right shoulder, Jake Plummer had an outstanding game in his first regular season home game as a Bronco, throwing for 197 yards and two touchdowns for a 128.5 passer rating. Plummer also broke the Broncos' record for the longest ever rush from scrimmage by a quarterback when he dashed for a career-best 40 yards in the second quarter to set up a Jason Elam field goal.

The Broncos' defense set the tone for the game when Bertrand Berry sacked Rich Gannon for a 6-yard loss on the opening play from scrimmage. The Raiders were forced into third-and-long situations on their first three possessions of the game and failed to post one first down in the first quarter. After securing good field position on their first three possessions, the offense did its part as Denver scored on each, the first on an 18-yard pass from Plummer to Shannon Sharpe to put the Broncos up 7-0. Clinton Portis keyed the drive by carrying the ball on five of Denver's first six plays and picking up 34 yards, opening up the passing game. The score was quickly 14-0 after Plummer connected with Ashley Lelie on a 44-yard touchdown pass on Denver's next series. Plummer took care of the third touchdown himself, rushing in from the 6-yard line to give the Broncos a commanding 21-0 lead late in the first quarter. The Broncos added a field goal by Jason Elam that gave Denver a solid 24-0 lead just before the half after a 12-play, 78-yard drive that was highlighted by Plummer's record-setting 40-yard rush to Oakland's 15-yard line.

Denver did not let up and struck on their first series of the second half when Mike Anderson broke free for 44 yards to the Oakland 1-yard line. One play later, Anderson rushed 1 yard for the touchdown, putting the game out of reach for the Raiders with the Broncos up 31-0. Oakland would finally get on the scoreboard on their next possession with a 4-yard touchdown run by Zack Crockett, and then early in the fourth quarter, the Raiders added a field goal to narrow the margin to the eventual final score of 31-10.

Ashley Lelie posted three receptions for a career-high 108 yards and a touchdown to lead all receivers. The Broncos' offense finished with 383 total yards and was 3-for-4 in the red zone. For the Denver defense, Bertrand Berry and Reggie Hayward each tallied 2.5 sacks and Kelly Herndon added an interception. The defense held the Raiders to just 4 of 15 in third down efficiency and allowed only 39 yards rushing.

## OFFICIALS

**Referee** — Larry Nemmers (20); **Umpire** — Undrey Wash (96); **Head Linesman** — Dale Williams (8); **Line Judge** — Mike Spanier (90); **Field Judge** — Mike Weir (50); **Side Judge** — Carlton Cheffers (51); **Back Judge** — Kirk Dornan (6); **Replay** — Bob McGrath

## STARTING LINEUPS

Oakland Raiders					Denver Broncos				
Offense		Defense			Offense		Defense		
WR 81	T. Brown	DE 99	D. Grant	WR 80	R. Smith	LE 98	R. Hayward		
LT 65	B. Sims	DT 57	R. Coleman	LT 74	E. Salaam	LT 93	T. Pryce		
LG 73	F. Middleton	DT 97	J. Parrella	LG 50	B. Hamilton	RT 68	M. Fatafehi		
C 74	M. Stinchcomb	DE 91	T. Brayton	C 66	T. Nalen	RE 92	B. Berry		
RG 79	M. Collins	OLB 53	N. Romanowski	RG 62	D. Neil	WLB 56	I. Gold		
RT 72	L. Kennedy	MLB 59	N. Harris	RT 78	M. Lepsis	MLB 52	A. Wilson		
TE 88	D. Jolley	OLB 50	E. Barton	TE 84	S. Sharpe	CB 31	K. Herndon		
WR 80	J. Rice	CB 24	C. Woodson	WR 87	E. McCaffrey	LCB 35	L. Walls		
QB 12	R. Gannon	CB 31	P. Buchanan	QB 16	J. Plummer	RCB 24	D. O'Neal		
WR 89	R. Curry	SS 36	D. Gibson	RB 26	C. Portis	SS 28	K. Kennedy		
RB 25	C. Garner	FS 26	R. Woodson	WR 85	A. Lelie	FS 42	S. Brandon		

**DENVER SUBSTITUTIONS:** K 1 J. Elam, P/K 4 M. Knorr, RB 22 Q. Griffin, CB 23 W. Middlebrooks, S 25 N. Ferguson, CB 33 J. Spencer, RB 34 R. Droughns, RB 38 M. Anderson, LB 51 J. Mobley, LB 55 K. Burns, LB 57 J. Sykes, LB 59 D. Soragan, G/T 65 C. Carlisle, T 71 B. Brockermeyer, DT 75 M. Pope, WR 81 C. Cole, WR 82 A. Madise, TE/LB 83 M. Leach, TE 86 P. Hape, TE 89 D. Carswell, DT 90 D. Holland, DE/DT 96 D. Davis. **DID NOT PLAY:** QB 11 S. Beuerlein. **INACTIVE:** QB 13 D. Kanell, S 32 C. Young, LB 58 T. Pierce, T 72 G. Foster, G 79 S. Herndon, TE 88 J. Putzier, DE 91 B. McNeal, DT 99 D. Gardener.

FIELD GOALS (made (___) & missed)									
S. Janikowski (41)		J. Elam (20)							
VISITOR	Oakland Raiders	1	2	3	4	OT	TOTAL		
HOME	Denver Broncos	0	0	7	3	—	10		
		21	3	7	0		31		

Team	Qtr	Clock Time	PLAY DESCRIPTION (Extra Point) (Drive Info)								SCORE	
											Visitor	Home
BRONCOS	1	9:28	S. Sharpe 18 yd. pass from J. Plummer (J. Elam, kick) (7-60, 4:03)								0	7
BRONCOS	1	4:14	A. Lelie 44 yd. pass from J. Plummer (J. Elam, kick) (6-55, 2:51)								0	14
BRONCOS	1	0:54	J. Plummer 6 yd. run (J. Elam, kick) (4-50, 2:23)								0	21
BRONCOS	2	2:28	J. Elam 20 yd. Field Goal (12-78, 6:14)								0	24
BRONCOS	3	12:11	M. Anderson 1 yd. run (J. Elam, kick) (6-80, 2:49)								0	31
RAIDERS	3	5:21	Z. Crockett 4 yd. run (S. Janikowski) (13-80, 6:50)								7	31
RAIDERS	4	12:26	S. Janikowski 41 yd. Field Goal (4--2, 0:53)								10	31

## FINAL BRONCOS DEFENSIVE STATISTICS

*(Based on coaches' film review)*

Player	UT	A	TT	S-yds	I-yds	PD	FF	FR	Player	UT	A	TT	S-yds	I-yds	PD	FF	FR
A. Wilson	5	4	9	0-0	0-0	0	0	0	D. Davis	1	0	1	0-0	0-0	0	1	0
B. Berry	3	3	6	2.5-9.5	0-0	0	0	0	D. Holland	1	0	1	0-0	0-0	0	0	0
M. Pope	5	0	5	0-0	0-0	1	0	0	N. Ferguson	1	0	1	0-0	0-0	0	0	0
S. Brandon	5	0	5	0-0	0-0	0	0	0	K. Kennedy	1	0	1	0-0	0-0	0	0	0
K. Herndon	4	0	4	0-0	1-0	2	0	0	T. Pryce	1	0	1	0-0	0-0	0	0	0
L. Walls	4	0	4	0-0	0-0	2	0	0	J. Mobley	0	1	1	0-0	0-0	0	0	0
I. Gold	3	1	4	0-0	0-0	2	0	0	M. Fatafehi	0	0	0	0-0	0-0	0	0	0
R. Hayward	2	1	3	2.5-18.5	0-0	0	0	0	J. Spencer	0	0	0	0-0	0-0	0	0	0
D. O'Neal	2	1	3	0-0	0-0	0	0	0	<b>Team Totals</b>	<b>38</b>	<b>11</b>	<b>49</b>	<b>5-28</b>	<b>1-0</b>	<b>7</b>	<b>1</b>	<b>0</b>

## FINAL INDIVIDUAL STATISTICS

Oakland Raiders										Denver Broncos									
RUSHING	ATT	YDS	AVG	LG	TD	RUSHING	ATT	YDS	AVG	LG	TD	RUSHING	ATT	YDS	AVG	LG	TD	RUSHING	ATT
T. Wheatley	5	16	3.2	11	0	M. Anderson	14	70	5.0	44	1	M. Anderson	14	70	5.0	44	1	M. Anderson	14
C. Garner	4	9	2.3	6	0	J. Plummer	5	48	9.6	40	1	J. Plummer	5	48	9.6	40	1	J. Plummer	5
J. Fargas	1	4	4.0	4	0	C. Portis	10	42	4.2	13	0	C. Portis	10	42	4.2	13	0	C. Portis	10
Z. Crockett	1	1	1.0	1	0	Q. Griffin	7	26	3.7	10	0	Q. Griffin	7	26	3.7	10	0	Q. Griffin	7
M. Tuiasosopo	1	0	0.0	0	0	A. Lelie	2	9	4.5	8	0	A. Lelie	2	9	4.5	8	0	A. Lelie	2
R. Curry	1	0	0.0	0	0	R. Smith	1	-5	-5.0	-5	0	R. Smith	1	-5	-5.0	-5	0	R. Smith	1
<b>Total</b>	<b>16</b>	<b>39</b>	<b>2.4</b>	<b>11</b>	<b>1</b>	<b>Total</b>	<b>39</b>	<b>190</b>	<b>4.9</b>	<b>44</b>	<b>2</b>	<b>Total</b>	<b>39</b>	<b>190</b>	<b>4.9</b>	<b>44</b>	<b>2</b>	<b>Total</b>	<b>39</b>

PASSING	ATT	CMP	YDS	TKD/YD	TD	LG	IN	Rtg.
R. Gannon	29	14	149	5/28	0	18	0	63.7
M. Tuiasosopo	5	3	35	0/0	0	17	1	41.7
J. Rice	1	0	0	0/0	0	0	0	39.6
<b>Total</b>	<b>35</b>	<b>17</b>	<b>184</b>	<b>5/28</b>	<b>0</b>	<b>18</b>	<b>1</b>	<b>52.6</b>

PASS RECEIVING	NO	YDS	AVG	LG	TD
D. Jolley	5	42	8.4	17	0
J. Rice	4	61	15.3	18	0
R. Curry	2	20	10.0	16	0
D. Gabriel	1	17	17.0	17	0
T. Wheatley	1	15	15.0	15	0
A. Whitted	1	14	14.0	14	0
T. Brown	1	11	11.0	11	0
Z. Crockett	1	6	6.0	6	0
C. Garner	1	-2	-2.0	-2	0
<b>Total</b>	<b>17</b>	<b>184</b>	<b>10.8</b>	<b>18</b>	<b>0</b>

INTERCEPTIONS	NO	YDS	AVG	LG	TD
<b>Total</b>	<b>0</b>	<b>0</b>	<b>0.0</b>	<b>0</b>	<b>0</b>

PUNTING	NO	YDS	AVG	NET	TB	IN20	LG
S. Lechler	8	418	52.3	37.9	2	0	64
<b>Total</b>	<b>8</b>	<b>418</b>	<b>52.3</b>	<b>37.9</b>	<b>2</b>	<b>0</b>	<b>64</b>

PUNT RETURNS	NO	YDS	AVG	FC	LG	TD
P. Buchanan	4	74	18.5	0	56	0

Returns 4 74 18.5 0 56 0

KICKOFF RETURNS	NO	YDS	AVG	FC	LG	TD
R. Jenkins	3	91	30.3	0	33	0
(TOUCHBACK)	0	0	0.0	0	0	0
<b>Returns</b>	<b>3</b>	<b>91</b>	<b>30.3</b>	<b>0</b>	<b>33</b>	<b>0</b>

Oakland Raiders	Fum	Lost	Own Rec.	Yds	TD	FF	Rec.	Yds	TD	Bnds
R. Curry	1	0	0	-12	0	0	0	0	0	0
C. Garner	0	1	0	0	0	0	0	0	0	0
D. Gibson	0	0	0	0	0	1	0	0	0	0
C. Cooper	0	0	0	0	0	0	1	0	0	0
<b>Total</b>	<b>1</b>	<b>0</b>	<b>1</b>	<b>-12</b>	<b>0</b>	<b>1</b>	<b>1</b>	<b>0</b>	<b>0</b>	<b>0</b>

Oakland Raiders										Denver Broncos									
FUMBLES	Fum	Lost	Own Rec.	Yds	TD	FF	Rec.	Yds	TD	Bnds	FUMBLES	Fum	Lost	Own Rec.	Yds	TD	FF	Rec.	Yds
R. Curry	1	0	0	-12	0	0	0	0	0	0	M. Anderson	1	0	1	0	0	0	0	0
C. Garner	0	1	0	0	0	0	0	0	0	0	Q. Griffin	1	1	0	0	0	0	0	0
D. Gibson	0	0	0	0	0	1	0	0	0	0									
C. Cooper	0	0	0	0	0	0	1	0	0	0									
<b>Total</b>	<b>1</b>	<b>0</b>	<b>1</b>	<b>-12</b>	<b>0</b>	<b>1</b>	<b>1</b>	<b>0</b>	<b>0</b>	<b>0</b>	<b>Total</b>	<b>2</b>	<b>1</b>	<b>1</b>	<b>0</b>	<b>0</b>	<b>0</b>	<b>0</b>	<b>0</b>

By Rushing 4  
By Passing 7  
By Penalty 0

THIRD DOWN EFFICIENCY 4-15-27% 6-12-50%  
FOURTH DOWN EFFICIENCY 1-2-50% 0-0-0%

TOTAL NET YARDS 195 383  
Total Offensive Plays (inc. times thrown passing) 56 62  
Average gain per offensive play 3.5 6.2

NET YARDS RUSHING 39 190  
Total Rushing Plays 16 39  
Average gain per rushing play 2.4 4.9  
Tackles for a loss - number and yards 1-3 4-10

NET YARDS PASSING 156 193  
Times thrown - yards lost attempting to pass 5-28 2-4  
Gross yards passing 184 197

PASS ATTEMPTS-COMPLETIONS-HAD INTERCEPTED 35-17-1 21-14-1  
Average gain per pass play (inc. # thrown passing) 3.9 8.4

KICKOFFS Number-In End Zone-Touchbacks 3-2-2 6-6-3  
PUNTS Number and Average 8-52.3 5-37.6  
Had Blocked 0 1  
FGs - PATS Had Blocked 0-0 0-0  
Net punting average 37.9 22.8

TOTAL RETURN YARDAGE (Not Including Kickoffs) 74 75  
No. and Yards Punt Returns 4-74 5-75  
No. and Yards Kickoff Returns 3-91 1-24  
No. and Yards Interception Returns 0-0 1-0

PENALTIES Number and Yards 13-98 6-35  
FUMBLES Number and Lost 1-0 2-1  
TOUCHDOWNS 1 4  
Rushing 0 2  
Passing 1 4  
EXTRA POINTS Made-Attempts 1-1 4-4  
Kicking Made-Attempts 1-1 1-1  
FIELD GOALS Made-Attempts 1-1 1-1  
RED ZONE EFFICIENCY 1-3-33% 3-4-75%  
GOAL TO GO EFFICIENCY 1-2-50% 2-3-67%  
SAFETIES 0 0  
FINAL SCORE 10 31  
TIME OF POSSESSION 24:41 35:19



**Weather:** Clear/Sunny, 66°, SE 9 mph • **Attendance:** 75,719 • **Time:** 3:11

Denver improved to 4-0 for the first time since 1998 after escaping with a 20-16 win over the Detroit Lions at INVESCO Field at Mile High in front of 75,719 fans. After getting off to a slow start, the Broncos fought off numerous charges by the persistent Lions—including a stop on the Lions final drive late in the fourth quarter—to secure the win.

On its opening drive of the game, Detroit took a 7-0 lead when Joey Harrington connected with Charles Rogers for a 33-yard touchdown pass. The Broncos answered back on their second possession of the game with a 29-yard touchdown pass from Jake Plummer to Ashley Lelie to tie the game. Plummer was a perfect 5-for-5 passing, which accounted for 79 of the drives' 80 total yards.

After forcing the Lions three-and-out, Plummer led the Broncos in to the end zone again; this time on a 1-yard pass to Shannon Sharpe giving the Broncos their first lead of the game at 14-7. The Lions fought back and pulled to within four points, after a 53-yard Jason Hanson field goal with 4:36 left in the first half. During Denver's next drive, Plummer hit Sharpe for his 16th consecutive completion of the game, surpassing his previous career-high 15 with Arizona on Nov. 11, 1998. The string of 16 consecutive pass completions tied the fourth longest streak in franchise history (third longest in the same game).

Stingy defense paced the third quarter with neither team scoring until the Broncos capped off a nine-play, 57-yard drive with a 37-yard Jason Elam field goal, increasing their lead to 17-10. Through the first three quarters, Denver allowed Detroit just 66 yards passing and 116 yards rushing.

The Lions threatened Denver's lead early in the fourth when Harrington connected with Scotty Anderson on a 43-yard touchdown pass. Holder John Jett could not handle a low snap by center Bradford Banta, and kicker Jason Hanson missed the extra point attempt, and left the Lions down 17-16.

After Denver was forced to punt on its next possession, the defense came up big again, stopping the Lions on their own 42-yard line. Elam gave Denver some breathing room after the Broncos marched down and capitalized on a 41-yard field goal increasing the lead to 20-16. Detroit had one last chance to come back as it was successful on a 4th-and-8 for a first down on its own 32-yard line. But Denver's pass defense stepped on the next four plays and held Detroit without a first down. Denver took over the ball and ran out the clock, securing its fourth consecutive win of the season.

With seven receptions in the game, Sharpe surpassed Hall of Fame wide receiver James Lofton (764) and moved into 10th place all-time in career receptions with 766. Denver amassed 332 total offensive yards, with 253 coming in the air, as Plummer posted a 116.9 passer rating on 25-of-34 throwing for 277 yards. Ashley Lelie led all receivers in yards with four receptions for 76 including the 29-yard touchdown catch.

**OFFICIALS**

**Referee** — Ron Blum (7); **Umpire** — Chad Brown (31); **Head Linesman** — Mark Baltz (26); **Line Judge** — Derick Bowers (74); **Field Judge** — Ron Spiller (119); **Side Judge** — Laird Hayes (125); **Back Judge** — Bill Schmitz (122); **Replay** — Bob Mantooth.

**STARTING LINEUPS**

Detroit Lions					Denver Broncos				
Offense			Defense		Offense			Defense	
WR 84	B. Schroeder	LE 91	R. Porcher	WR 80	R. Smith	93	T. Pryce	LT 74	E. Salaam
LT 76	J. Backus	LT 72	D. Wilkinson	LT 74	E. Salaam	93	T. Pryce	LT 74	E. Salaam
LG 79	E. Beverly	RT 92	S. Rogers	LG 50	B. Hamilton	90	D. Holland	RT 90	D. Holland
C 51	D. Raiola	RE 96	J. Hall	C 66	T. Nalen	92	B. Berry	RE 92	B. Berry
RG 61	R. Brown	WLB 56	B. Green	RG 62	D. Neil	52	I. Gold	WLB 56	I. Gold
RT 73	S. McDougle	MLB 50	E. Holmes	RT 78	M. Lepsis	56	A. Wilson	MLB 50	E. Holmes
TE 83	J. Owens	SLB 97	B. Bailey	TE 84	S. Sharpe	51	J. Mobley	SLB 97	B. Bailey
WR 80	C. Rogers	LCB 23	O. Smith	WR 87	E. McCaffery	LCB 35	L. Walls	LCB 23	O. Smith
WR 81	A. Hakim	RCB 32	D. Bly	QB 16	J. Plummer	RCB 24	D. O'Neal	RCB 24	D. O'Neal
QB 3	J. Harrington	SS 45	Bri. Walker	RB 38	M. Anderson	SS 25	N. Ferguson	SS 45	Bri. Walker
HB 24	S. Bryson	FS 25	C. Harris	TE 89	D. Carswell	FS 42	S. Brandon	FS 25	C. Harris

**DENVER SUBSTITUTIONS:** K 1 J. Elam, P/K 4 M. Knorr, RB 22 Q. Griffin, CB 23 W. Middlebrooks, CB 31 K. Herndon, CB 32 C. Young, CB 33 J. Spencer, RB 34 R. Droughns, LB 55 K. Burns, LB 57 J. Sykes, LB 59 D. Spragan, G/T 65 C. Carlisle, DT M. Fatafeh, T 71 B. Brockermeyer, WR 81 C. Cole, WR 82 A. Madise, TE/LS 83 M. Leach, WR 85 A. Lelie, TE 86 P. Hape, DE/DT 96 D. Davis, DE 98 R. Hayward, **DID NOT PLAY:** QB 11 S. Beuerlein, TE 88 J. Putzier. **INACTIVE:** QB 13 D. Kanell, RB 26 C. Portis, S 28 K. Kennedy, LB 58 T. Pierce, T 72 G. Foster, G 79 S. Herndon, DE 91 B. McNeal, DT 99 D. Gardener.

FIELD GOALS (made (___) & missed)					J. Elam (37) (41)				
J. Hanson	(53)								
VISITOR	Detroit Lions				1	2	3	4	OT
HOME	Denver Broncos				7	3	0	6	—
					7	7	3	3	—
									TOTAL
									16
									20

Team		Qtr	Clock Time	PLAY DESCRIPTION (Extra Point) (Drive Info)									
												SCORE	
												Visitor	
												Home	
LIONS		1	7:07	C. Rogers 33 yd. pass from J. Harrington (J. Hanson kick) (5-73, 3:01)								7	0
BRONCOS		1	1:56	A. Lelie 29 yd. pass from J. Plummer (J. Elam kick) (9-80, 5:11)								7	7
BRONCOS		2	10:36	S. Sharpe 1 yd. pass from J. Plummer (J. Elam kick) (8-56, 4:41)								7	14
LIONS		2	6:00	J. Hanson 53 yd. Field Goal (10-45, 4:36)								10	14
BRONCOS		3	1:17	J. Elam 37 yd. Field Goal (9-57, 4:43)								10	17
LIONS		4	13:36	S. Anderson 43 yd. pass from J. Harrington (kick short) (7-70, 2:41)								16	17
BRONCOS		4	3:13	J. Elam 41 yd. Field Goal (10-57, 4:49)								16	20

**FINAL BRONCOS DEFENSIVE STATISTICS***(Based on coaches' film review)*

Player	UT	A	TT	S-yds	I-yds	PD	FF	FR	Player	UT	A	TT	S-yds	I-yds	PD	FF	FR
A. Wilson	10	1	11	0-0	0-0	0	0	0	N. Ferguson	2	1	3	0-0	0-0	0	0	0
I. Gold	8	2	10	0-0	0-0	1	0	0	M. Pope	2	1	3	0-0	0-0	0	1	0
T. Pryce	5	0	5	0-4	0-0	0	0	0	D. Holland	0	3	3	0-0	0-0	0	0	0
K. Herndon	4	1	5	0-0	0-0	1	0	0	R. Hayward	2	0	2	0-0	0-0	0	0	0
J. Mobley	3	2	5	0-0	0-0	0	0	0	S. Brandon	1	0	1	0-0	0-0	1	0	0
M. Fatafeh	3	1	4	0-4	0-0	0	0	0	L. Walls	1	0	1	0-0	0-0	1	0	0
D. O'Neal	3	1	4	0-0	0-0	0	0	0	D. Davis	0	1	1	0-0	0-0	0	0	0
B. Berry	2	2	4	0-0	0-0	0	0	0	J. Spencer	0	0	0	0-0	0-0	0	0	0
									Team Totals	46	16	62	1-8	0-0	4	1	0

**FINAL INDIVIDUAL STATISTICS**

Detroit Lions							Denver Broncos						
RUSHING	ATT	YDS	AVG	LG	TD		RUSHING	ATT	YDS	AVG	LG	TD	
S. Bryson	13	73	5.6	28	0		J. Plummer	6	40	6.7	20	0	
O. Gary	7	42	6.0	20	0		M. Anderson	7	21	3.0	8	0	
A. Cobourne	1	19	19.0	19	0		Q. Griffin	9	12	1.3	8	0	
J. Harrington	3	10	3.3	5	0		A. Lelie	1	6	6.0	6	0	
Total	24	144	6.0	28	0		Total	23	79	3.4	20	0	

PASSING	ATT	CMP	YDS	TD	LG	IN	Rtg.	PASSING	ATT	CMP	YDS	TD	LG	IN	Rtg.
J. Harrington	33	15	149	1/8	2	43	0	J. Plummer	34	25	277	3/24	2	29	0
Total	33	15	149	1/8	2	43	0	Total	34	25	277	3/24	2	29	0

PASS RECEIVING	NO	YDS	AVG	LG	TD		PASS RECEIVING	NO	YDS	AVG	LG	TD	
C. Rogers	4	62	15.5	33	1		S. Sharpe	7	74	10.6	20	1	
S. Bryson	4	7	1.8	10	0		R. Smith	5	61	12.2	22	0	
A. Hakim	2	9	4.5	5	0		A. Lelie	4	76	19.0	29	1	
S. Anderson	1	43	43.0	43	1		M. Anderson	3	28	9.3	18	0	
C. Fitzsimmons	1	15	15.0	15	0		O. Griffin	2	11	5.5	6	0	
S. Schlesinger	1	8	8.0	8	0		E. McCaffery	2	8	4.0	4	0	
M. Ricks	1	7	7.0	7	0		C. Cole	1	12	12.0	12	0	
O. Gary	1	-2	-2.0	-2	0		D. Carswell	1	7	7.0	7	0	
Total	15	149	9.9	43	2		Total	25	277	11.1	29	2	

INTERCEPTIONS	NO	YDS	AVG	LG	TD		INTERCEPTIONS	NO	YDS	AVG	LG	TD	
Total	0	0	0.0	0	0		Total	0	0	0.0	0	0	

PUNTING	NO	YDS	AVG	NET	TB	IN20	LG	PUNTING	NO	YDS	AVG	NET	TB	IN20	LG
J. Jett	5	226	45.2	39.4	1	1	58	M. Knorr	4	182	45.5	39.3	0	0	53
Total	5	226	45.2	39.4	1	1	58	Total	4	182	45.5	39.3	0	0	53

PUNT RETURNS	NO	YDS	AVG	FC	LG	TD		PUNT RETURNS	NO	YDS	AVG	FC	LG	TD	
A. Hakim	3	23	7.7	0	14	0		D. O'Neal	3	9	3.0	0	9	0	
D. Bly	1	2	2.0	0	2	0		(DOWNED)	1	0	0.0	0	0	0	
								(TOUCHBACK)	1	0	0.0	0	0	0	
Returns	4	25	6.3	0	14	0		Returns	3	9	3.0	0	9	0	

KICKOFF RETURNS	NO	YDS	AVG	FC	LG	TD		KICKOFF RETURNS	NO	YDS	AVG	FC	LG	TD	
A. Cobourne	3	57	19.0	0	22	0		C. Cole	1	24	24.0	0	24	0	
(TOUCHBACK)	2	0	0.0	0	0	0		(TOUCHBACK)	3	0	0.0	0	0	0	
Returns	3	57	19.0	0	22	0		Returns	1	24	24.0	0	24	0	

Detroit Lions											Denver Broncos										
FUMBLES											FUMBLES										
Fum	Lost	Own	Rec.	Yds	TD	FF	Opp. Rec.	Yds	TD	Out Bnds	Fum	Lost	Own	Rec.	Yds	TD	FF	Opp. Rec.	Yds	TD	Out Bnds
A. Hakim	1	0	0	0	0	0	0	0	0	0	J. Plummer	2	1	2	0	0	0	0	0	0	0
J. Backus	0	0	1	0	0	0	0	0	0	0	Q. Griffin	1	0	0	0	0	0	0	0	0	0
D. Wilkinson	0	0	0	0	0	1	0	0	0	0	M. Pope	0	0	0	0	0	1	0	0	0	0
J. Wyrick	0	0	0	0	0	0	0	1	7	0											
Total	1	0	1	0	0	1	1	7	0	0	Total	3	1	2	0	0	1	0	0	0	0

**FINAL TEAM STATISTICS**

	VISITOR LIONS	HOME BRONCOS
TOTAL FIRST DOWNS	16	20
By Rushing	8	5
By Passing	6	13
By Penalty	2	2
THIRD DOWN EFFICIENCY	7-15-47%	4-11-36%
FOURTH DOWN EFFICIENCY	1-2-50%	0-0-0%
TOTAL NET YARDS	285	332
Total Offensive Plays (inc. times thrown passing)	58	60
Average gain per offensive play	4.9	5.5
NET YARDS RUSHING	144	79
Total Rushing Plays	24	23
Average gain per rushing play	6.0	3.4
Tackles for a loss - number and yards	1-1	3-12
NET YARDS PASSING	141	253
Times thrown - yards lost attempting to pass	1-8	3-24
Gross yards passing	149	277
PASS ATTEMPTS-COMPLETIONS-HAD INTERCEPTED	33-15-47%	34-25-0
Average gain per pass play (inc. # thrown passing)	4.1	6.8
KICKOFFS Number-In End Zone-Touchbacks	4-4-3	5-3-2
PUNTS Number and Average	5-45.2	4-45.5
Had Blocked	0	0
FGs - PATs Had Blocked	0-0	0-0
Net punting average	39.4	39.3
TOTAL RETURN YARDAGE (Not Including Kickoffs)	25	9
No. and Yards Punt Returns	4-25	3-9
No. and Yards Kickoff Returns	3-57	1-24
No. and Yards Interception Returns	0-0	0-0
PENALTIES Number and Yards	8-74	6-44
FUMBLES Number and Lost	1-0	3-1
TOUCHDOWNS	2	2
Rushing	0	0
Passing	2	2
Other (Blocked kicks, etc.)	0	0
EXTRA POINTS Made-Attempts	1-2	2-2
Kicking Made-Attempts	1-2	2-2
FIELD GOALS Made-Attempts	1-1	2-2
RED ZONE EFFICIENCY	0-0-0%	1-2-50%
GOAL TO GO EFFICIENCY	0-0-0%	1-1-100%
SAFETIES	0	0



**Weather:** Clear, 69°, Wind W 8 mph • **Attendance:** 78,903 • **Time:** 3:12

The Denver Broncos suffered their first loss of the season and fell to 4-1 after dropping a 24-23 decision against Kansas City at Arrowhead Stadium in front of 78,903 fans. While the Broncos dominated the game statistically, they could not overcome missed opportunities while the Chiefs made big plays at critical times to secure the win. The win for the Chiefs was capped off by Dante Hall's 93-yard punt return for a touchdown with 8:20 remaining, which proved to be the game winner.

On the second possession of the game for Denver, quarterback Jake Plummer handed a reverse off to Rod Smith, who connected with Clinton Portis on a 72-yard pass play, bringing the Broncos to the Chiefs' 8-yard line. Two plays later, Plummer found Dwayne Carswell on a 6-yard touchdown pass to give the Broncos a 7-0 lead. But, Kansas City answered with a 20-yard touchdown pass from Trent Green to Tony Gonzalez to tie the game at 7.

The Broncos capitalized on Dethla O'Neal's interception, and the good field position led to a 48-yard Jason Elam field goal, which put Denver up 10-7 in the second quarter. Kansas City tied the game on the strength of a 23-yard Morten Anderson field goal on its next possession. Just before halftime, Denver regained the lead by driving 63 yards in 1:21 for Jason Elam's second field goal of the game.

Denver opened the second half with a 65-yard Portis touchdown, which increased the Broncos' lead to 20-10. The 65-yard rush was a career-high for Portis and the longest run from scrimmage since Mike Anderson ran 80-yards for a touchdown against Seattle in 2000. The Chiefs were quick to respond, this time on a 28-yard touchdown pass from Green to Johnnie Morton, cutting the lead to just three points. Early in the fourth quarter, the Broncos capped a 15-play, 68-yard drive with Jason Elam's third field goal, a 21-yarder, making Denver's lead 23-17.

Kansas City stopped Denver's next offensive possession, opening the door for Dante Hall. Broncos punter Micah Knorr kicked the ball to the Chiefs' 7-yard line and Hall scampered 93 yards for a touchdown. The touchdown was Hall's fourth kick return for a touchdown in four consecutive games, an NFL record.

On its next drive, Denver's attempt to regain the lead fell short and wide left as Elam missed a 53-yard field goal attempt. Kansas City threatened to score the final knock-out blow late in the fourth quarter after marching deep into Broncos' territory. But cornerback Kelly Herndon forced a Priest Holmes fumble, and Lenny Walls recovered it on the 8-yard line. Denver, however, was unable to the drive, and Kansas City forced a turnover on downs. The Chiefs ran out the clock and held on in the 24-23 win.

The Broncos compiled 469 total offensive yards compared to just 261 yard for the Chiefs. Portis led the Broncos' rushing attack with a season-high 141 yards on 23 carries, including the 65-yard touchdown run. In addition, he added 79 receiving yards on five catches with 72 coming on the pass from Smith. Plummer threw for 221 yards and one touchdown, and Smith led all receivers with eight catches for 131 yards.

## OFFICIALS

**Referee** — Bill Leavy (127); **Umpire** — Carl Madsen (92); **Head Linesman** — Gary Slaughter (30); **Line Judge** — Charles Stewart (62); **Field Judge** — Gary Cavaletto (60); **Side Judge** — Don Carlsen (39); **Back Judge** — Phil Luckett (59); **Replay** — Jim Blackwood.

## STARTING LINEUPS

Denver Broncos					Kansas City				
Offense		Defense			Offense		Defense		
WR 80 R. Smith	LE 93 T. Pryce	WR 80 J. Morton	LE 98 E. Hicks		WR 80 J. Morton	LE 98 E. Hicks			
LT 74 E. Salaam	RT 75 M. Pope	LT 77 W. Roaf	LT 93 J. Browning		LT 77 W. Roaf	LT 93 J. Browning			
LG 50 B. Hamilton	LT 90 D. Holland	LG 54 B. Waters	NT 90 R. Sims		LG 54 B. Waters	NT 90 R. Sims			
C 66 T. Nalen	RE 92 B. Berry	C 62 C. Wiegmann	RE 99 V. Holliday		C 62 C. Wiegmann	RE 99 V. Holliday			
RG 62 D. Neil	WLB 52 I. Gold	RG 68 W. Shields	LOLB 52 S. Fujita		RG 68 W. Shields	LOLB 52 S. Fujita			
RT 78 M. Lepsis	MLB 56 A. Wilson	RT 76 J. Tait	MLB 57 M. Mastowski		RT 76 J. Tait	MLB 57 M. Mastowski			
TE 84 S. Sharpe	SLB 51 J. Mobley	TE 88 T. Gonzalez	S. Barber		TE 88 T. Gonzalez	S. Barber			
WR 85 A. Lelle	LCB 35 L. Walls	WR 87 E. Kennison	LCB 44 E. Warfield		WR 87 E. Kennison	LCB 44 E. Warfield			
QB 16 J. Plummer	RCB 24 D. O'Neal	QB 10 T. Green	RCB 22 D. McCleon		QB 10 T. Green	RCB 22 D. McCleon			
TE 89 D. Carswell	SS 25 N. Ferguson	FB 49 T. Richardson	SS 25 G. Wesley		FB 49 T. Richardson	SS 25 G. Wesley			
RB 26 C. Portis	FS 42 S. Brandon	RB 31 P. Holmes	FS 21 J. Woods		RB 31 P. Holmes	FS 21 J. Woods			

**DENVER SUBSTITUTIONS:** K 1 J. Elam, P/K 4 M. Knorr, RB 22 Q. Griffin, CB 23 W. Middlebrooks, CB 31 K. Herndon, CB 32 C. Young, CB 33 J. Spencer, RB 34 R. Droughns, RB 38 M. Anderson, LB 55 K. Burns, LB 57 J. Sykes, LB 59 D. Spragan, G/T 65 C. Carlisle, DT M. Fatafehi, T 71 B. Brockermeyer, WR 81 C. Cole, TE/LS 83 M. Leach, TE 86 P. Hape, WR 87 E. McCaffrey, DE/DT 96 D. Davis, DE 98 R. Hayward. **DID NOT PLAY:** QB 11 S. Beuerlein, G 79 S. Herndon. **INACTIVE:** QB 13 D. Kanell, S 28 K. Kennedy, LB 58 T. Pierce, T 72 G. Foster, WR 82 A. Madise, TE 88 J. Putzier, DE 91 B. McNeal, DT 99 D. Gardener.

FIELD GOALS (made (___) & missed)									
J. Elam	(48)	(29)	(21)	53WL	M. Andersen	(23)			
VISITOR	1	2	3	4	OT	TOTAL			
HOME	7	6	7	3	—	23			
	7	3	7	7	—	24			

Team	Qtr	Clock Time	PLAY DESCRIPTION (Extra Point) (Drive Info)	Visitor	Home
BRONCOS	1	5:16	D. Carswell 6 yd. pass from J. Plummer (J. Elam kick) (3-80, 1:21)	7	0
CHIEFS	1	3:08	T. Gonzalez 20 yd. pass from T. Green (M. Andersen kick) (3-25, 0:54)	7	7
BRONCOS	2	12:28	J. Elam 48 yd. Field Goal (8-17, 3:17)	10	7
CHIEFS	2	5:54	M. Andersen 23 yd. Field Goal (13-71, 6:34)	10	10
BRONCOS	2	0:05	J. Elam 29 yd. Field Goal (10-63, 1:16)	13	10
BRONCOS	3	13:30	C. Portis 65 yd. run (J. Elam kick) (3-74, 1:30)	20	10
CHIEFS	3	10:49	J. Morton 28 yd. pass from T. Green (M. Andersen kick) (5-77, 2:41)	20	17
BRONCOS	4	13:42	J. Elam 21 yd. Field Goal (15-68, 7:41)	23	17
CHIEFS	4	8:20	D. Hall 93 yd. punt return (M. Andersen kick)	23	24

## FINAL BRONCOS DEFENSIVE STATISTICS

(Based on coaches' film review)

Player	UT	A	TT	S-yds	I-yds	PD	FF	FR	Player	UT	A	TT	S-yds	I-yds	PD	FF	FR
I. Gold	9	0	9	0-0	0-0	0	0	0	M. Pope	0	3	3	0-0	0-0	0	0	0
A. Wilson	5	4	9	0-0	0-0	2	0	0	L. Walls	2	0	2	0-0	0-0	3	0	1
J. Mobley	5	3	8	0-0	0-0	1	0	0	R. Hayward	2	0	2	0-0	0-0	0	0	0
S. Brandon	5	2	7	0-0	0-0	1	0	0	D. O'Neal	0	1	1	0-0	1-6	1	0	0
N. Ferguson	3	2	5	0-0	0-0	1	0	0	T. Pryce	0	1	1	0-0	0-0	0	0	0
B. Berry	3	1	4	0-0	0-0	0	0	0	D. Davis	0	0	0	0-0	0-0	0	0	0
K. Herndon	3	0	3	0-0	0-0	0	0	1	C. Young	0	0	0	0-0	0-0	0	0	0
D. Holland	3	0	3	0-0	0-0	0	0	0	<b>Team Totals</b>	<b>40</b>	<b>17</b>	<b>57</b>	<b>0-0</b>	<b>1-6</b>	<b>9</b>	<b>0</b>	<b>2</b>

## FINAL INDIVIDUAL STATISTICS

Denver Broncos							Kansas City Chiefs						
RUSHING	ATT	YDS	AVG	LG	TD		RUSHING	ATT	YDS	AVG	LG	TD	
C. Portis	23	141	6.1	65	1		P. Holmes	17	97	5.7	22	0	
J. Plummer	3	22	7.3	11	0		J. Morton	1	27	27.0	27	0	
M. Anderson	4	14	3.5	8	0		T. Green	5	10	2.0	7	0	
R. Droughns	1	-1	-1.0	-1	0		T. Richardson	1	1	-1.0	-1	0	
<b>Total</b>	<b>31</b>	<b>176</b>	<b>5.7</b>	<b>65</b>	<b>1</b>		<b>Total</b>	<b>24</b>	<b>133</b>	<b>5.5</b>	<b>27</b>	<b>0</b>	

PASSING	ATT	CMP	YDS	TKO/YD	TD	LG	IN	Rtg.	PASSING	ATT	CMP	YDS	TKO/YD	TD	LG	IN	Rtg.
J. Plummer	38	20	221	0/0	1	21	0	78.9	T. Green	28	15	128	0/0	2	28	1	74.7
R. Smith	1	1	72	0/0	0	72	0	118.8	P. Holmes	1	0	0	0/0	0	0	0	39.6
<b>Total</b>	<b>39</b>	<b>21</b>	<b>293</b>	<b>0/0</b>	<b>1</b>	<b>72</b>	<b>0</b>	<b>86.8</b>	<b>Total</b>	<b>29</b>	<b>15</b>	<b>128</b>	<b>0/0</b>	<b>2</b>	<b>28</b>	<b>1</b>	<b>72.2</b>

PASS RECEIVING	NO	YDS	AVG	LG	TD		PASS RECEIVING	NO	YDS	AVG	LG	TD	
R. Smith	8	131	16.4	21	0		P. Holmes	4	14	3.5	10	0	
C. Portis	5	79	15.8	72	0		T. Gonzalez	3	46	15.3	22	1	
S. Sharpe	3	40	13.3	21	0		D. Hall	3	17	5.7	9	0	
A. Lelle	3	36	12.0	21	0		E. Kennison	2	14	7.0	12	0	
D. Carswell	1	6	6.0	6	1		T. Richardson	2	9	4.5	6	0	
M. Anderson	1	1	1.0	1	0		J. Morton	1	28	28.0	28	1	
<b>Total</b>	<b>21</b>	<b>293</b>	<b>14.0</b>	<b>72</b>	<b>1</b>		<b>Total</b>	<b>15</b>	<b>128</b>	<b>8.5</b>	<b>28</b>	<b>2</b>	

INTERCEPTIONS	NO	YDS	AVG	LG	TD		INTERCEPTIONS	NO	YDS	AVG	LG	TD	
D. O'Neal	1	6	6.0	6	0		<b>Total</b>	<b>0</b>	<b>0</b>	<b>0.0</b>	<b>0</b>	<b>0</b>	
<b>Total</b>	<b>1</b>	<b>6</b>	<b>6.0</b>	<b>6</b>	<b>0</b>								

PUNTING	NO	YDS	AVG	NET	TB	IN20	LG	PUNTING	NO	YDS	AVG	NET	TB	IN20	LG
M. Knorr	5	198	39.6	14.6	1	1	45	J. Baker	6	269	44.8	38.8	1	2	56
<b>Total</b>	<b>5</b>	<b>198</b>	<b>39.6</b>	<b>14.6</b>	<b>1</b>	<b>1</b>	<b>45</b>	<b>Total</b>	<b>6</b>	<b>269</b>	<b>44.8</b>	<b>38.8</b>	<b>1</b>	<b>2</b>	<b>56</b>

PUNT RETURNS	NO	YDS	AVG	FC	LG	TD	PUNT RETURNS	NO	YDS	AVG	FC	LG	TD
D. Hall	3	105	35.0	0	93	1	D. Hall	3	105	35.0	0	93	1
[OUT OF BOUNDS]	1	0	0.0	0	0	0	[OUT OF BOUNDS]	1	0	0.0	0	0	0
[TOUCHBACK]	1	0	0.0	0	0	0	[TOUCHBACK]	1	0	0.0	0	0	0
<b>Returns</b>	<b>3</b>	<b>105</b>	<b>35.0</b>	<b>0</b>	<b>93</b>	<b>1</b>	<b>Returns</b>	<b>3</b>	<b>105</b>	<b>35.0</b>	<b>0</b>	<b>93</b>	<b>1</b>

KICKOFF RETURNS	NO	YDS	AVG	FC	LG	TD	KICKOFF RETURNS	NO	YDS	AVG	FC	LG	TD
C. Cole	5	135	27.0	0	33	0	C. Cole	4	101	25.3	0	41	0
<b>Returns</b>	<b>5</b>	<b>135</b>	<b>27.0</b>	<b>0</b>	<b>33</b>	<b>0</b>	<b>Returns</b>	<b>1</b>	<b>44</b>	<b>44.0</b>	<b>0</b>	<b>44</b>	<b>0</b>

<b>Returns</b>	<b>5</b>	<b>135</b>	<b>27.0</b>	<b>0</b>	<b>33</b>	<b>0</b>	<b>Returns</b>	<b>6</b>	<b>157</b>	<b>26.2</b>	<b>0</b>	<b>12</b>	<b>0</b>
----------------	----------	------------	-------------	----------	-----------	----------	----------------	----------	------------	-------------	----------	-----------	----------

Denver Broncos FUMBLES	Fum	Lost	Own Rec.	Yds	TD	FF	Opp. Rec.	Yds	TD	Out Bnds	Kansas City Chiefs FUMBLES	Fum	Lost	Own Rec.	Yds	TD	FF	Opp. Rec.	Yds	TD	Out Bnds
C. Portis	2	0	1	0	0	0	0	0	0	0	P. Holmes	1	1	0	0	0	0	0	0	0	0
D. O'Neal	2	1	0	0	0	0	0	0	0	0	G. Stills	0	0	0	0	0	2	1	0	0	0
R. Droughns	0	0	1	0	0	0	0	0	0	0	S. Fujita	0	0	0	0	0	1	0	0	0	0
D. Spragan	0	0	1	0	0	0	0	0	0	0	D. Spragan	0	0	0	0	0	1	0	0	0	0
K. Herndon	0	0	0	0	0	1	0	0	0	0	R. Sims	0	0	0	0	0	1	0	0	0	0
L. Walls	0	0	0	0	0	1	0	0	0	0	<b>Total</b>	<b>1</b>	<b>1</b>	<b>0</b>	<b>0</b>	<b>0</b>	<b>4</b>	<b>1</b>	<b>0</b>	<b>0</b>	<b>0</b>
<b>Total</b>	<b>4</b>	<b>1</b>	<b>3</b>	<b>0</b>	<b>0</b>	<b>1</b>	<b>1</b>	<b>0</b>	<b>0</b>	<b>0</b>											

## FINAL TEAM STATISTICS

	VISITOR BRONCOS	HOME CHIEFS
TOTAL FIRST DOWNS	22	13
By Rushing	6	6
By Passing	14	6
By Penalty	2	1
THIRD DOWN EFFICIENCY	5-15-33%	3-13-23%
FOURTH DOWN EFFICIENCY	0-1-0%	0-0-0%
TOTAL NET YARDS	469	261
Total Offensive Plays (inc. times thrown passing)	70	53
Average gain per offensive play	6.7	4.9
NET YARDS RUSHING	176	133
Total Rushing Plays	31	24
Average gain per rushing play	5.7	5.5
Tackles for a loss – number and yards	3-4	5-8
NET YARDS PASSING	293	128
Times thrown – yards lost attempting to pass	0-0	0-0
Gross yards passing	293	128
PASS ATTEMPTS-COMPLETIONS-HAD INTERCEPTED	39-21-0	29-15-1
Average gain per pass play (inc. # thrown passing)	7.5	4.4
KICKOFFS Number-In End Zone-Touchbacks	6-0-0	5-2-0
PUNTS Number and Average	5-39.6	6-44.8
Had Blocked	0	0
FGs – PATs Had Blocked	0-0	0-0
Net punting average	14.6	38.8
TOTAL RETURN YARDAGE (Not Including Kickoffs)	22	105
No. and Yards Punt Returns	3-16	3-105
No. and Yards Kickoff Returns	5-135	6-157
No. and Yards Interception Returns	1-6	0-0
PENALTIES Number and Yards	7-59	7-47
FUMBLES Number and Lost	4-1	1-1
TOUCHDOWNS	2	3
Rushing	1	0
Passing	1	2
Other (Blocked kicks, etc.)	0	1
EXTRA POINTS Made-Attempts	2-2	3-3
Kicking Made-Attempts	3-3	3-3
FIELD GOALS Made-Attempts	3-4	1-1
RED ZONE EFFICIENCY	1-4-25%	0-1-0%
GOAL TO GO EFFICIENCY	1-2-50%	0-1-0%
SAFETIES	0	0
FINAL SCORE	23	24
TIME OF POSSESSION	34:06	25:54



**Weather:** Sunny, 73°, Wind S 5 mph • **Attendance:** 75,974 • **Time:** 3:15

Denver escaped with at 17-14 victory against the Pittsburgh Steelers and their No. 1-ranked defense at INVESCO Field at Mile High in front of 75,974 fans. With the win, Denver improved to 5-1 on the season. Jason Elam connected on a 47-yard field goal as time expired giving the Broncos the win. Starting for the injured Jake Plummer, back-up quarterback Steve Beuerlein finished with 172 yards, including touchdowns to tight end Shannon Sharpe and wide receiver Rod Smith.

After an impressive stop by Denver's defense, its offense got off to a shaky start when Beuerlein threw an interception on his first pass of the game to Steelers cornerback Chad Scott that was returned 24 yards to Denver's 9-yard line. The defense stepped up again and held Pittsburgh out of the end zone, forcing the Steelers to settle for a 24-yard field goal by Jeff Reed.

Denver's offense finally found its groove early in the second quarter when Sharpe hauled in a 10-yard touchdown pass from Beuerlein, giving the Broncos their first lead of the game. The drive was highlighted by Smith's run for 26 yards on an end-around, which took them to the Pittsburgh 38-yard line. The eight-play, 64-yard drive was capped by the touchdown. On their ensuing possession, the Steelers threatened to regain the lead by driving deep into Denver territory but were held out of the end zone once again by a stingy Broncos defense. Pittsburgh added its second field goal of the game, a 26 yarder by Reed, cutting Denver's lead to 7-6 which also served as the halftime score.

With no scoring in the entire third quarter as both defense rose to the challenge, Denver was able increase its lead on its second possession of the fourth quarter. Smith made a spectacular over-the-shoulder sideline catch on a 38-yard pass from Beuerlein, giving Denver a first down on on Pittsburgh's 10-yard line. Smith made another impressive catch two plays later when Beuerlein found him in the end zone for an 11-yard strike. The touchdown padded the Broncos' lead to 14-6.

Pittsburgh responded, however, by marching 74 yards and scoring on a 1-yard touchdown run by Jerome Bettis. Electing to go for the two-point conversion, the Steelers tied the game after Bettis plunged over the right side with just 2:41 remaining in the game.

With a little more than two minutes remaining, Beuerlein rallied the offense and led Denver on a final drive 10-play, 51-yard drive to Pittsburgh's 29-yard line, giving the Broncos a 47-yard chance to win the game. With five seconds on the clock, Elam hit the game-winning field goal, giving the Broncos the 17-14 win. The kick was the 13th game-winning or game-saving field goal of Elam's career.

The Denver defense sacked Steelers quarterback Tommy Maddox seven times with Mario Fatafehi and Trevor Pryce each posting two. In addition, the defense held Pittsburgh to just 215 total yards on offense with linebacker Al Wilson, safety Nick Ferguson and linebacker Donnie Spragan leading all defenders with 15, 12, and 12 tackles, respectively.

**OFFICIALS**

**Referee** — Mike Carey (94); **Umpire** — Dan Ferrell (64); **Head Linesman** — John McGrath (120); **Line Judge** — Mark Perlman (9); **Field Judge** — Buddy Horton (82); **Side Judge** — Tom Fincken (47); **Back Judge** — Keith Ferguson (61); **Replay** — Bob McGrath.

**STARTING LINEUPS**

Pittsburgh Steelers				Denver Broncos			
Offense		Defense		Offense		Defense	
SE 80	P. Burress	DE 91	A. Smith	WR 80	R. Smith	LE 93	T. Pryce
LT 66	A. Faneca	NT 98	C. Hampton	LT 74	E. Salaam	LT 75	M. Pope
LG 68	K. Vincent	DE 67	K. von Oelhoffen	LG 50	B. Hamilton	RT 90	D. Holland
C 64	K. Hartings	LOLB 92	J. Gildon	C 66	T. Nalen	RE 92	B. Berry
RG 73	K. Simmons	LLB 51	J. Farris	RG 62	D. Neil	WLB 52	I. Gold
RT 79	O. Ross	RILB 97	K. Bell	RT 78	M. Lepsis	MLB 56	A. Wilson
TE 85	J. Riemersma	ROLB 55	J. Porter	TE 84	S. Sharpe	SLB 51	J. Mobley
HB 21	A. Zereoue	LCB 30	C. Scott	WR 87	E. McCaffrey	LCB 35	L. Walls
FB 35	D. Kreider	RCB 20	D. Washington	QB 16	J. Plummer	RCB 24	D. O'Neal
QB 8	T. Maddox	FS 27	B. Alexander	TE 89	D. Carswell	SS 25	N. Ferguson
FL 86	H. Ward	SS 31	M. Logan	RB 26	C. Portis	FS 42	S. Brandon

**DENVER SUBSTITUTIONS:** K 1 J. Elam, P/K 4 M. Knorr, CB 23 W. Middlebrooks, CB 24 D. O'Neal, CB 32 C. Young, CB 33 J. Spencer, RB 34 R. Droughns, RB 38 M. Anderson, LB 55 K. Burns, LB 57 J. Sykes, LB 59 D. Spragan, G/T 65 C. Carlisle, DT 1 B. Brockermeyer, WR 81 C. Cole, TE/LS 83 M. Leach, WR 85 A. Lelie, TE 86 P. Hape, DE/DT 96 D. Davis, DE 98 R. Hayward, DT 99 D. Gardener. **DID NOT PLAY:** QB 16 J. Plummer, RB 22 Q. Griffin. **INACTIVE:** QB 13 D. Kanell, S 28 K. Kennedy, LB 58 T. Pierce, T 72 G. Foster, G 79 S. Herndon, WR A. Madise, TE 88 J. Putzler, DE 91 B. McNeal.

FIELD GOALS (made (___) & missed)						
J. Reed	(24)	(26)	J. Elam	(47)		
		1	2	3	4	OT
VISITOR	Pittsburgh Steelers	3	3	0	8	—
HOME	Denver Broncos	0	7	0	10	—
		SCORE				
Team	Qtr	Clock Time	PLAY DESCRIPTION (Extra Point) (Drive Info)	Visitor	Home	
STEELERS	1	9:00	J. Reed 24 yd. Field Goal (4-4, 1:32)	3	0	
BRONCOS	2	12:09	S. Sharpe 10 yd. pass from S. Beuerlein (J. Elam kick) (8-64, 4:31)	3	7	
STEELERS	2	6:15	J. Reed 26 yd. Field Goal (4-11, 1:40)	6	7	
BRONCOS	4	9:22	R. Smith 11 yd. pass from S. Beuerlein (J. Elam kick) (4-52, 2:01)	6	14	
STEELERS	4	2:41	J. Bettis 1 yd. run (J. Bettis run) (13-74, 6:41)	14	14	
BRONCOS	4	0:00	J. Elam 47 yd. Field Goal (10-51, 2:41)	14	17	

**FINAL BRONCOS DEFENSIVE STATISTICS***(Based on coaches' film review)*

Player	UT	A	TT	S-yds	I-yds	PD	FF	FR	Player	UT	A	TT	S-yds	I-yds	PD	FF	FR
A. Wilson	10	5	15	0-0	0-0	0	0	0	R. Hayward	2	0	2	1-8	0-0	0	0	0
N. Ferguson	10	2	12	0-0	0-0	1	1	0	L. Walls	2	0	2	0-0	0-0	1	0	0
D. Spragan	8	4	12	0-0	0-0	1	0	0	M. Pope	2	0	2	0-0	0-0	0	0	0
B. Berry	7	2	9	1-0	0-0	0	0	1	J. Spencer	2	0	2	0-0	0-0	0	0	0
J. Mobley	7	1	8	0-0	0-0	1	0	0	D. Gardener	1	1	2	0-0	0-0	0	0	0
S. Brandon	5	3	8	0-0	0-0	0	0	0	D. Holland	1	0	1	0-0	0-0	0	0	0
K. Herndon	7	0	7	0-0	0-0	1	0	0	Team	0	0	0	1-0	0-0	0	0	0
M. Fatafehi	3	1	4	2-14	0-0	0	0	0	<b>Team Totals</b>	<b>70</b>	<b>19</b>	<b>89</b>	<b>7-39</b>	<b>0-0</b>	<b>5</b>	<b>1</b>	<b>1</b>
T. Pryce	3	0	3	2-17	0-0	0	0	0									

**FINAL INDIVIDUAL STATISTICS**

Pittsburgh Steelers											Denver Broncos												
RUSHING	ATT	YDS	AVG	LG	TD						RUSHING	ATT	YDS	AVG	LG	TD							
J. Bettis	14	34	2.4	7	1						C. Portis	15	47	3.1	10	0							
V. Haynes	2	20	10.0	10	0						R. Smith	1	26	26.0	26	0							
A. Zereoue	10	15	1.5	6	0						S. Beuerlein	1	5	5.0	5	0							
H. Ward	2	9	4.5	12	0						R. Droughns	1	-1	-1.0	-1	0							
A. Randle El	2	7	3.5	7	0																		
Total	30	85	2.8	12	1						Total	18	77	4.3	26	0							
PASSING	ATT	CMP	YDS	TKD/YD	TD	LG	IN	Rtg.						PASSING	ATT	CMP	YDS	TKD/YD	TD	LG	IN	Rtg.	
T. Maddox	30	19	182	7/56	0	23	0	80.1						S. Beuerlein	28	17	172	2/7	2	38	2	72.3	
A. Randle El	1	1	4	0/0	0	4	0	83.3															
Total	31	20	186	7/56	0	23	0	80.8						Total	28	17	172	2/7	2	38	2	72.3	
PASS RECEIVING	NO	YDS	AVG	LG	TD						PASS RECEIVING	NO	YDS	AVG	LG	TD							
H. Ward	8	81	10.1	19	0						S. Sharpe	6	55	9.2	12	1							
P. Burress	5	60	12.0	23	0						C. Portis	5	26	5.2	10	0							
A. Zereoue	2	9	4.5	8	0						R. Smith	4	70	17.5	38	1							
D. Kreider	1	13	13.0	13	0						E. McCaffrey	1	16	16.0	16	0							
A. Randle El	1	7	7.0	7	0						A. Lelie	1	5	5.0	5	0							
J. Bettis	1	7	7.0	7	0																		
J. Riemersma	1	6	6.0	6	0																		
V. Haynes	1	3	3.0	3	0																		
Total	20	186	9.3	23	0						Total	17	172	10.1	38	2							
INTERCEPTIONS	NO	YDS	AVG	LG	TD						INTERCEPTIONS	NO	YDS	AVG	LG	TD							
C. Scott	1	24	24.0	24	0																		
B. Alexander	1	14	14.0	14	0																		
Total	2	38	19.0	24	0																		
PUNTING	NO	YDS	AVG	NET	TB	IN20	LG					PUNTING	NO	YDS	AVG	NET	TB	IN20	LG				
J. Miller	7	327	46.7	39.4	2	1	54					M. Knorr	6	317	52.8	46.8	0	3	59				
Total	7	327	46.7	39.4	2	1	54					Total	6	317	52.8	46.8	0	3	59				
PUNT RETURNS	NO	YDS	AVG	FC	LG	TD					PUNT RETURNS	NO	YDS	AVG	FC	LG	TD						
A. Randle El	5	36	7.2	0	12	0					D. O'Neal	3	11	3.7	1	7	0						
[DOWNED]	1	0	0.0	0	0	0					[OUT OF BOUNDS]	1	0	0.0	0	0	0						
											[TOUCHBACK]	2	0	0.0	0	0	0						
Returns	5	36	7.2	0	12	0					Returns	3	11	3.7	1	7	0						
KICKOFF RETURNS	NO	YDS	AVG	FC	LG	TD					KICKOFF RETURNS	NO	YDS	AVG	FC	LG	TD						
A. Randle El	1	23	23.0	0	23	0					C. Cole	2	32	16.0	0	18	0						
D. Kreider	1	15	15.0	0	15	0					[TOUCHBACK]	2	0	0.0	0	0	0						
Returns	2	38	19.0	0	23	0					Returns	2	32	16.0	0	18	0						
Pittsburgh Steelers	Fumbles	Lost	Own Rec.	Yds	TD	FF	Rec.	Yds	TD	Out Bnds	Denver Broncos	Fumbles	Lost	Own Rec.	Yds	TD	FF	Rec.	Yds	TD	Out Bnds		
J. Bettis	1	1	0	0	0	0	0	0	0	0	S. Beuerlein	1	0	0	0	0	0	0	0	0	0		
T. Maddox	1	0	0	0	0	0	0	0	0	0	C. Portis	1	1	0	0	0	0	0	0	0	0		
A. Randle El	1	0	0	-7	0	0	0	0	0	0	S. Sharpe	0	0	1	0	0	0	0	0	0	0		
V. Haynes	0	1	0	0	0	0	0	0	0	0	N. Ferguson	0	0	0	0	0	1	0	0	0	0		
H. Ward	0	0	1	0	0	0	0	0	0	0	B. Berry	0	0	0	0	0	1	3	0	0	0		
C. Kriewaldt	0	0	0	0	0	1	0	0	0	0													
K. von Oelhoffen	0	0	0	0	0	1	0	0	0	0													
M. Logan	0	0	0	0	0	0	1	4	0	0													
Total	3	1	2	-7	0	2	1	4	0	0	Total	2	1	1	0	0	1	1	3	0	0		
FINAL TEAM STATISTICS																							



**Weather:** Indoors • **Attendance:** 64,381 • **Time:** 3:20

Despite the Broncos scoring 10 unanswered fourth-quarter points, the Minnesota Vikings were able to hold off Denver's late charge and remain undefeated. The Broncos suffered their second loss of the season, falling 28-20 at the Hubert H. Humphrey Metrodome before a crowd of 64,381 fans. Starting in place of quarterback Jake Plummer, back-up Steve Beuerlein was knocked out of the game near the end of the third quarter with a dislocated pinkie finger on his right hand. Third-string quarterback Danny Kanell was forced into the game, his first action NFL game since Nov. 12, 2000, with the Atlanta Falcons. In a little over one quarter of work, Kanell threw for 112 yards on 12-of-18 passing, including a 1-yard touchdown pass to fullback Mike Anderson.

On Minnesota's second drive of the game, the Vikings came up with a key fourth-down conversion to keep their drive alive and found the end zone two plays later. Quarterback Daunte Culpepper hit Kelly Campbell on a 47-yard pass for a touchdown to take the early 7-0 lead. Denver mustered some momentum and started a drive on the following possession, but Beuerlein's pass intended for Rod Smith was intercepted by Brian Russell on Minnesota's 8-yard line.

Early in the second quarter after forcing a Vikings punt, Denver was facing third-and-long at midfield when Beuerlein was intercepted for the second time—this time by safety Corey Chavous. A strong effort by Denver's defense forced another Minnesota punt, and the Broncos took over at their own 17-yard line. Denver tied the score 7-7 after its nine-play, 83-yard drive was capped by 4-yard touchdown run by Clinton Portis. The teams appeared to be headed to halftime tied before wide receiver Randy Moss heroics broke the tie. As time ran out in the first half, Culpepper connected on a long pass to Moss 44 yards down field. As he was being tackled by a pair of Broncos defenders, he lateralled to Moe Williams, who ran 15 yards for a touchdown as time expired.

Minnesota's momentum continued on the opening drive of the second half as the Vikings drove 71 yards in 10 plays to score on a 5-yard run by Onterio Smith. On the ensuing drive, Beuerlein's third interception of the game was returned 33 yards for a touchdown by linebacker Lance Johnstone, giving Minnesota a 28-7 lead.

Denver finally got the gears turning on its next series and drove 48 yards on eight plays, setting up a 46-yard Jason Elam field goal. After another defensive stop, the Broncos set up on their own 37-yard line, but on the first play, Beuerlein suffered a dislocated pinkie on his right (throwing) hand and did not return. Danny Kanell came in and drove the team into field-goal range, where Elam hit his second 46-yard field goal of the game to cut the lead to 28-13.

Denver got the ball back, and Kanell again led the Broncos to a score (61 yards in 12 plays) after he found Anderson in the end zone on a 1-yard touchdown pass. Denver's defense held once again and gave the offense one last chance to tie the game. Starting the drive at its own 33-yard line, Denver moved the ball down to Minnesota's 25. After two incomplete passes, a false start penalty and after Portis being held for no gain, Johnstone came up big again for the Vikings as he knocked down the final pass attempts, securing the 28-20 win.

**OFFICIALS**

**Referee** — Bill Carollo (63); **Umpire** — Tony Michalek (115); **Head Linesman** — Steve Stelljes (22); **Line Judge** — Ben Montgomery (117); **Field Judge** — Steve Zimmer (33); **Side Judge** — John Parry (132); **Back Judge** — Bob Waggoner (25); **Replay** — Bill McCabe.

**STARTING LINEUPS****Denver Broncos**

Offense			Defense		
WR	80	R. Smith	DE	98	R. Hayward
LT	74	E. Salaam	DT	93	T. Pryce
LG	50	B. Hamilton	RT	68	M. Fatafehi
C	66	T. Nalen	RE	92	B. Berry
RG	62	D. Neil	MLB	52	A. Wilson
RT	78	M. Lepsis	SLB	51	J. Mobley
TE	84	S. Sharpe	LCB	35	L. Walls
WR	85	A. Lelle	CB	24	D. O'Neal
QB	16	J. Plummer	SS	25	N. Ferguson
RB	26	C. Portis	FS	42	S. Brandon
FB	38	M. Anderson	RCB	31	K. Herndon

**Minnesota Vikings**

Offense			Defense		
WR	84	R. Moss	LE	93	K. Williams
LT	74	B. McKinnie	NT	98	F. Robbins
LG	76	C. Liwinski	LT	99	C. Hovan
C	78	M. Birk	RE	79	K. Mixon
RG	71	D. Dixon	SLB	52	H. Crockett
RT	75	M. Rosenthal	MLB	54	G. Biekert
TE	40	J. Kleinsasser	WLB	55	C. Claiborne
WR	81	N. Burleson	LCB	26	D. Walker
QB	11	D. Culpepper	SS	21	C. Chavous
RB	20	M. Williams	FS	27	B. Russell
WR	16	K. Campbell	RCB	29	B. Williams

**DENVER SUBSTITUTIONS:** K 1 J. Elam, P/K 4 M. Knorr, 13 QB D. Kanell, CB 23 W. Middlebrooks, S 28 K. Kennedy, CB 32 C. Young, CB 33 J. Spencer, RB 34 R. Droughns, LB 55 K. Burns, LB 55 K. Sykes, LB 59 D. Spragan, G/T 65 C. Carlisle, T 71 B. Brockermeyer, DT 75 M. Pope, WR 81 C. Cole, WR 82 A. Madise, TE/LB 83 M. Leach, TE 86 P. Hape, TE 89 D. Carswell, DT 90 D. Holland, DE/DT 96 D. Davis, DT 99 D. Gardener. **DID NOT PLAY:** LB 58 T. Pierce. **INACTIVE:** QB 16 J. Plummer, CB 21 S. Turner, RB 22 G. Griffin, T 72 G. Foster, G 79 S. Herndon, WR 87 E. McCaffrey, TE 88 J. Putzier, DE 91 B. McNeal

**FIELD GOALS (made (\_\_\_) & missed)**

J. Elam	(46) (46)	1	2	3	4	OT	TOTAL
VISITOR	Denver Broncos	0	7	3	10	—	20
HOME	Minnesota Vikings	7	7	14	0	—	28

Team	Qtr	Clock Time	PLAY DESCRIPTION (Extra Point) (Drive Info)	SCORE	
				Visitor	Home
VIKINGS	1	6:10	K. Campbell 47 yd. pass from D. Culpepper (A. Elling kick) (7-77, 3:33)	0	7
BRONCOS	2	1:51	C. Portis 4 yd. run (J. Elam kick) (9-83, 5:16)	7	7
VIKINGS	2	0:00	M. Williams 59 yd. pass play by D. Culpepper (A. Elling kick) (6-81, 1:51)	7	14
VIKINGS	3	9:24	O. Smith 5 yd. run (A. Elling kick) (71-10, 5:36)	7	21
VIKINGS	3	7:57	L. Johnstone 33 yd. interception return (A. Elling kick)	7	28
BRONCOS	3	5:20	J. Elam 46 yd. Field Goal (8-48, 2:37)	10	28
BRONCOS	4	14:17	J. Elam 46 yd. Field Goal (10-35, 4:14)	13	28
BRONCOS	4	6:45	M. Anderson 1 yd. pass from D. Kanell (J. Elam kick) (12-61, 4:38)	20	28

**FINAL BRONCOS DEFENSIVE STATISTICS***(Based on coaches' film review)*

Player	UT	A	TT	S-yds	I-yds	PD	FF	FR	Player	UT	A	TT	S-yds	I-yds	PD	FF	FR
A. Wilson	7	1	8	0-0	0-0	0	0	0	J. Spencer	2	1	3	0-0	0-0	0	0	0
L. Walls	6	2	8	0-0	0-0	0	0	0	D. Gardener	2	1	3	0-0	0-0	0	0	0
J. Mobley	5	3	8	0-0	0-0	0	0	0	B. Berry	1	1	2	1-2	0-0	0	0	0
K. Herndon	5	1	6	0-0	0-0	1	1	0	M. Fatafehi	1	1	2	0-0	0-0	0	0	0
S. Brandon	5	1	6	0-0	0-0	0	0	0	D. Holland	1	1	2	0-0	0-0	0	0	0
T. Pryce	4	1	5	1-7	0-0	0	0	0	M. Pope	1	1	2	0-0	0-0	0	0	0
J. Sykes	3	2	5	0-0	0-0	0	0	0	D. Davis	0	0	2	0-0	0-0	0	0	0
N. Ferguson	3	0	3	0-0	0-0	0	0	0	D. O'Neal	0	0	0	0-0	0-0	0	0	0
R. Hayward	2	1	3	0-0	0-0	0	0	0	<b>Team Totals</b>	<b>48</b>	<b>20</b>	<b>68</b>	<b>2-9</b>	<b>0-0</b>	<b>1</b>	<b>1</b>	<b>0</b>

**FINAL INDIVIDUAL STATISTICS**

Denver Broncos							Minnesota Vikings						
RUSHING	ATT	YDS	AVG	LG	TD		RUSHING	ATT	YDS	AVG	LG	TD	
C. Portis	25	117	4.7	24	1		M. Williams	14	42	3.0	9	0	
M. Anderson	1	13	13.0	13	0		O. Smith	5	29	5.8	11	1	
C. Cole	1	8	8.0	8	0		D. Culpepper	2	1	0.5	2	0	
<b>Total</b>	<b>27</b>	<b>138</b>	<b>5.1</b>	<b>24</b>	<b>1</b>		C. Stackhouse	1	0	0.0	0	0	

PASSING	ATT	CMP	YDS	TKD/ YD	TD	LG	IN	Rtg.	PASSING	ATT	CMP	YDS	TKD/ YD	TD	LG	IN	Rtg.
S. Beuerlein	19	9	119	5/40	0	29	3	28.1	D. Culpepper	26	19	277	2/9	2	59	0	133.0
D. Kanell	18	12	104	0/0	1	20	0	100.2									
Total	37	21	223	5/40	1	29	3	49.7	Total	26	19	277	2/9	2	59	0	133.0

PASS RECEIVING	NO	YDS	AVG	LG	TD	PASS RECEIVING	NO	YDS	AVG	LG	TD
S. Sharpe	7	79	11.3	20	0	R. Moss	10	151	15.1	44	0
C. Portis	3	43	14.3	29	0	M. Williams	4	50	12.5	23	1
A. Lelle	3	43	14.3	25	0	C. Stackhouse	3	16	5.3	10	0
R. Droughns	3	28	9.3	11	0	K. Campbell	1	47	47.0	47	1
R. Smith	3	24	8.0	11	0	J. Kleinsasser	1	13	13.0	13	0
A. Madise	1	5	5.0	5	0	<b>Total</b>	<b>19</b>	<b>277</b>	<b>14.6</b>	<b>47</b>	<b>2</b>
M. Anderson	1	1	1.0	1	1						
<b>Total</b>	<b>21</b>	<b>223</b>	<b>10.6</b>	<b>29</b>	<b>1</b>						

INTERCEPTIONS	NO	YDS	AVG	LG	TD	INTERCEPTIONS	NO	YDS	AVG	LG	TD
						L. Johnstone	1	33	33.0	33	1
						C. Chavous	1	31	31.0	31	0
						B. Russell	1	3	3.0	3	0
<b>Total</b>	<b>0</b>	<b>0</b>	<b>0</b>	<b>0</b>	<b>0</b>	<b>Total</b>	<b>3</b>	<b>67</b>	<b>22.3</b>	<b>33</b>	<b>1</b>

PUNTING	NO	YDS	AVG	NET	TB	IN20	LG	PUNTING	NO	YDS	AVG	NET	TB	IN20	LG
M. Knorr	3	129	43.0	35.0	0	0	46	E. Johnson	6	234	39.0	38.3	0	2	45
<b>Total</b>	<b>3</b>	<b>129</b>	<b>43.0</b>	<b>35.0</b>	<b>0</b>	<b>0</b>	<b>46</b>	<b>Total</b>	<b>6</b>	<b>234</b>	<b>39.0</b>	<b>38.3</b>	<b>0</b>	<b>2</b>	<b>45</b>

PUNT RETURNS	NO	YDS	AVG	FC	LG	TD	PUNT RETURNS	NO	YDS	AVG	FC	LG	TD
D. O'Neal	2	4	2.0	2	4	0	K. Howry	3	24	8.0	0	18	0
[DOWNED]	2	0	0.0	0	0	0							
Returns	2	4	2.0	2	4	0	Returns	3	24	8.0	0	18	0

KICKOFF RETURNS	NO	YDS	AVG	FC	LG	TD	KICKOFF RETURNS	NO	YDS	AVG	FC	LG	TD
C. Cole	2	60	30.0	0	30	0	J. Avery	4	86	21.5	0	31	0
R. Droughns	2	40	20.0	0	23	0	K. Howry	1	21	21.0	0	13	0
<b>Returns</b>	<b>4</b>	<b>100</b>	<b>25.0</b>	<b>0</b>	<b>30</b>	<b>0</b>	<b>Returns</b>	<b>5</b>	<b>107</b>	<b>21.4</b>	<b>0</b>	<b>31</b>	<b>0</b>

Denver Broncos										Minnesota Vikings											
FUMBLES	Fum	Lost	Own Rec.	Yds	TD	FF	Opp. Rec.	Yds	TD	Out Bnds	FUMBLES	Fum	Lost	Own Rec.	Yds	TD	FF	Opp. Rec.	Yds	TD	Out Bnds
S. Beuerlein	1	0	0	0	0	0	0	0	0	1	J. Avery	1	0	0	0	0	0	0	0	0	0
K. Herndon	0	0	0	0	0	1	0	0	0	0	C. Chavous	1	0	0	0	0	0	0	0	0	0
R. Smith	0	0	0	0	0	1	0	0	0	0	M. Williams	1	0	0	0	0	0	0	0	0	0
											L. Johnstone	0	0	1	0	0	0	0	0	0	0
											J. Kleinsasser	0	0	1	0	0	0	0	0	0	0
											R. Smith	0	0	1	0	0	0	0	0	0	0
											C. Claiborne	0	0	0	0	1	0	0	0	0	0
Total	1	0	0	0	0	2	0	0	0	1	Total	3	0	3	0	1	0	0	0	0	0

**FINAL TEAM STATISTICS**

	VISITOR BRONCOS	HOME VIKINGS
TOTAL FIRST DOWNS	27	14
By Rushing	9	4
By Passing	13	9
By Penalty	5	1
THIRD DOWN EFFICIENCY	3-11-27%	3-11-27%
FOURTH DOWN EFFICIENCY	0-1-0%	1-2-50%
TOTAL NET YARDS	321	340
Total Offensive Plays (inc. times thrown passing)	69	50
Average gain per offensive play	4.7	6.8
NET YARDS RUSHING	138	72
Total Rushing Plays	27	22
Average gain per rushing play	5.1	3.3
Tackles for a loss – number and yards	2-5	4-7
NET YARDS PASSING	183	268
Times thrown – yards lost attempting to pass	5-40	2-9
Gross yards passing	223	277
PASS ATTEMPTS-COMPLETIONS-HAD INTERCEPTED	37-21-3	26-19-0
Average gain per pass play (inc. # thrown passing)	4.4	9.6
KICKOFFS Number-In End Zone-Touchbacks	5-1-0	4-0-0
PUNTS Number and Average	3-43.0	6-39.0
Had Blocked	0	0
FGs – PATS Had Blocked	0-0	0-0
Net punting average	35.0	38.3
TOTAL RETURN YARDAGE (Not Including Kickoffs)	4	91
No. and Yards Punt Returns	2-4	3-24
No. and Yards Kickoff Returns	4-100	5-107
No. and Yards Interception Returns	0-0	3-67
PENALTIES Number and Yards	5-40	14-108
FUMBLES Number and Lost	1-0	3-0
TOUCHDOWNS	2	4
Rushing	1	1
Passing	1	2
Other (Blocked kicks, etc.)	0	1
EXTRA POINTS Made-Attempts	2-2	4-4
Kicking Made-Attempts	2-2	4-4
FIELD GOALS Made-Attempts	2-2	0-0
RED ZONE EFFICIENCY	2-3-67%	1-1-100%
GOAL TO GO EFFICIENCY	2-2-100%	1-1-100%
SAFETIES	0	0
FINAL SCORE	20	28
TIME OF POSSESSION	32:06	27:54



**Weather:** Mostly Cloudy, 67°. Wind SW 18-20 mph • **Attendance:** 69,721 • **Time:** 3:14

Behind 17 unanswered fourth-quarter points, Baltimore handed Denver its second consecutive loss, 26-6, at M&T Bank Stadium in front of 69,721 fans. The Broncos fall to 5-3 on the season. Starting in place of the injured Jake Plummer, Danny Kanell and the rest of the offense struggled to get on gear against one of the NFL's best defenses. Additionally, the Broncos' defense suffered an additional blow when starting linebacker John Mobley left the game late in the second quarter with a spinal cord contusion.

Denver grabbed the early lead, scoring on a 28-yard Jason Elam field goal on its second series of the game. The field goal capped a nine-play, 55-yard drive to put the Broncos up 3-0. The Ravens answered early in the second quarter after securing great field position. Baltimore's defense stopped Denver on a 4th-and-1 attempt at its own 48-yard line and took over with short field ahead of them. The Ravens drove inside Denver's 20-yard line and appeared to score a touchdown on tight end Todd Heap's 11-yard touchdown reception, but after a coaches' challenge by Denver, the catch was determined to be incomplete. Baltimore settled for Matt Stover's 25-yard field goal to tie the game. Baltimore tacked on another field goal on its next possession after Denver's defense was able to stop the Ravens on the Broncos' 21-yard line. Stover's 39-yard field goal gave Baltimore its first lead of the game. 6-3.

Denver's linebacker corps was handed another loss, when with 1:55 remaining in the first half, Mobley suffered a spinal cord contusion while making a tackle on running back Jamal Lewis. Mobley was held overnight at the University of Maryland hospital for observations, but all tests came back "normal," according to Denver's training staff. Baltimore added a 22-yard field goal as time expired in the first half, to go into the locker room up 9-3.

Denver was able to cut into Baltimore's lead early in the second half after Kanell drove the Broncos 58 yards in 11 plays to Baltimore's 4-yard line. Unable to get into the end zone, Denver settled for a 22-yard Jason Elam field goal, making the score 9-6.

In the fourth quarter, Baltimore's defense stepped up and enabled the Ravens to seize control of the game. Kanell was intercepted twice in the final quarter, leading to 17-answered Ravens' points to put the game out of reach. Baltimore scored its first touchdown on a 5-yard pass from Boller to Terry Jones, and then added a 29-yard field goal two possessions later to increase their lead 19-6. With 2:03 remaining, Lewis scored on a 28-yard touchdown run, securing the 26-6 win for Baltimore. It was the third consecutive time in regular-season play that the Ravens defeated the Broncos, including two in a row in Baltimore.

## OFFICIALS

**Referee** — Ron Winter (14); **Umpire** — Jeff Rice (44); **Head Linesman** — Sanford Rivers (121); **Line Judge** — Ron Marinucci (107); **Field Judge** — Greg Gautreaux (80); **Side Judge** — Michael Banks (72); **Back Judge** — Perry Paganelli (46); **Replay** — Rex Stuart.

## STARTING LINEUPS

Denver Broncos				Baltimore Ravens			
Offense		Defense		Offense		Defense	
WR	80 R. Smith	DE	33 T. Pryce	WR	82 T. Jones	LDE	98 A. Weaver
LT	71 B. Brockermeyer	DT	99 D. Gardner	LT	75 J. Ogden	NT	97 K. Gregg
LG	50 B. Hamilton	RT	90 D. Holland	LG	64 E. Multitolo	RDE	94 M. Douglas
C	66 T. Nalen	RE	92 B. Berry	C	62 M. Flynn	LOLB	96 A. Thomas
RG	62 D. Neil	WLB	51 J. Mobley	RG	66 B. Anderson	LILB	56 E. Hartwell
RT	78 M. Lepsis	MLB	56 A. Wilson	RT	78 O. Brown	RILB	52 R. Lewis
TE	85 A. Sharpe	SLB	57 J. Sykes	TE	86 T. Taylor	OLB	58 P. Bouliware
WR	84 A. Lelie	LOB	35 L. Walls	WR	89 T. Hight	RCB	21 C. McAlister
RB	13 D. Kanel	RCB	8 K. Herndon	QB	7 K. Hendon	CB	26 C. Fuller
RB	26 C. Portis	SS	28 K. Kennedy	RB	31 J. Lewis	SS	20 E. Reed
FB	38 M. Anderson	FS	42 S. Brandon	FB	39 A. Ricard	FS	28 G. Baxter

**DENVER SUBSTITUTIONS:** K 1 J. Elam, P/K 4 M. Knorr, 17 CB 21 S. Turner, CB 23 W. Middlebrooks, S 25 N. Ferguson, CB 32 C. Young, CB 33 J. Spencer, RB 34 R. Droughms, LB 55 K. Burns, LB 58 T. Pierce, LB 59 D. Spragan, G/T 65 C. Carlisle, DT 68 M. Fatafehi, DT 75 M. Pope, G 79 S. Herndon, WR 82 A. Madise, TE/LS 83 M. Leach, TE 86 P. Hape, TE 88 J. Putzier, TE 89 D. Carswell, DE/DT 96 D. Davis, DE 98 R. Hayward. **DID NOT PLAY:** QB J. Jackson.

**INACTIVE:** QB 16 J. Plummer, RB 22 Q. Griffin, CB 24 D. O'Neal, T 69 P. Alexander, T 72 G. Foster, T 74 E. Salaam, WR 81 C. Cole, WR 87 E. McCaffrey.

		FIELD GOALS (made (___) & missed)					
J. Elam (28) (22)		M. Stover		45WR (25) (39)		(22) (29)	
VISITOR	Denver Broncos	1	2	3	4	OT	TOTAL
HOME	Baltimore Ravens	3	0	3	0	—	6
		0	9	0	17	—	26

Team	Qtr	Clock Time	PLAY DESCRIPTION (Extra Point) (Drive Info)	SCORE	
				Visitor	Home
BRONCOS	1	5:31	J. Elam 28 yd. Field Goal (9-55, 4:48)	3	0
RAVENS	2	10:40	M. Stover 25 yd. Field Goal (11-41, 5:27)	3	3
RAVENS	2	7:41	M. Stover 39 yd. Field Goal (7-19, 2:01)	3	6
RAVENS	2	0:00	M. Stover 22 yd. Field Goal (14-55, 6:06)	3	9
BRONCOS	3	7:10	J. Elam 22 yd. Field Goal (11-58, 5:48)	6	9
RAVENS	4	7:35	T. Jones 5 yd. pass from K. Bolter (M. Stover kick) (4-20, 2:05)	6	16
RAVENS	4	3:00	M. Stover 29 yd. Field Goal (4-3, 1:03)	6	19
RAVENS	4	1:56	J. Lewis 28 yd. run (M. Stover kick) (1-28, 0:07)	6	26

### FINAL BRONCOS DEFENSIVE STATISTICS

*(Based on coaches' film review)*

[illegible]

## FINAL INDIVIDUAL STATISTICS

Denver Broncos											Baltimore Ravens																						
RUSHING	ATT	YDS	AVG	LG	TD						RUSHING	ATT	YDS	AVG	LG	TD																	
C. Portis	22	86	3.9	17	0						J. Lewis	32	134	4.2	28	1																	
R. Smith	2	9	4.5	7	0						K. Boller	3	11	3.7	5	0																	
D. Kanell	2	9	4.5	9	0						C. Taylor	2	6	3.0	4	0																	
M. Anderson	1	0	0.0	0	0																												
Total	27	104	3.9	17	0						Total	37	151	4.1	28	1																	
PASSING	ATT	CMP	YDS	TKD/Y	TD	LG	IN	Rtg.				PASSING	ATT	CMP	YDS	TKD/Y	TD	LG	IN	Rtg.													
D. Kanell	31	16	114	2/24	0	19	2	33.5				K. Boller	27	15	137	2/11	1	33	0	81.9													
Total	31	16	114	2/24	0	19	2	33.5				Total	27	15	137	2/11	1	33	0	81.9													
PASS RECEIVING			NO	YDS	AVG	LG	TD						PASS RECEIVING			NO	YDS	AVG	LG	TD													
C. Portis			6	29	4.8	7	0						T. Heap			3	54	18.0	33	0													
R. Smith			4	23	5.8	7	0						J. Lewis			2	28	9.3	11	0													
C. Carlisle			3	28	9.3	13	0						F. Sanders			3	21	7.0	8	0													
S. Sharpe			2	15	7.5	11	0						C. Taylor			3	10	5.0	8	0													
D. Carswell			1	19	19.0	19	0						T. Jones			2	9	4.5	5	1													
													A. Richard			1	10	10.0	10	0													
													T. Taylor			1	5	5.0	5	0													
Total			16	114	7.1	19	0						Total			15	137	9.1	33	1													
INTERCEPTIONS			NO	YDS	AVG	LG	TD						INTERCEPTIONS			NO	YDS	AVG	LG	TD													
													R. Lewis			1	37	37.0	37	0													
													G. Baxter			1	34	34.0	34	0													
Total			0	0	0	0	0						Total			2	71	35.5	37	0													
PUNTING	NO	YDS	AVG	NET	TB	IN20	LG					PUNTING	NO	YDS	AVG	NET	TB	IN20	LG														
M. Knorr	5	190	38.0	32.8	0	0	56					D. Zastudil	5	206	41.2	37.4	0	1	55														
Total	5	190	38.0	32.8	0	0	56					Total	5	206	41.2	37.4	0	1	55														
PUNT RETURNS	NO	YDS	AVG	FC	LG	TD						PUNT RETURNS	NO	YDS	AVG	FC	LG	TD															
R. Smith	2	19	9.5	1	12	0						D. Ward	3	26	8.7	0	16	0															
[DOWNED]	2	0	0.0	0	0	0						[DOWNED]	2	0	0.0	0	0	0															
Returns	2	19	9.5	1	12	0						Returns	3	26	8.7	0	16	0															
KICKOFF RETURNS	NO	YDS	AVG	FC	LG	TD						KICKOFF RETURNS	NO	YDS	AVG	FC	LG	TD															
R. Droughns	5	100	20.0	0	31	0						C. Taylor	2	31	15.5	0	18	0															
J. Putzier	1	16	16.0	0	16	0						D. Ward	1	20	20.0	0	20	0															
Returns	6	116	19.3	0	31	0						Returns	3	51	17.0	0	20	0															
Denver Broncos	Fum	Lost	Own Rec.	Yds	TD	FF	Opp. Rec.	Yds	TD	Outs												Baltimore Ravens	Fum	Lost	Own Rec.	Yds	TD	FF	Opp. Rec.	Yds	TD	Outs	
D. Kanell	2	0	0	0	0	0	0	0	0	0												J. Lewis	1	0	1	0	0	0	0	0	0	0	0
C. Carlisle	0	0	1	0	0	0	0	0	0	0												P. Boulware	0	0	0	0	0	2	0	0	0	0	0
D. Carswell	0	0	0	0	0	0	0	0	0	0																							
D. Spragan	0	0	0	0	0	1	0	0	0	0																							
Total	2	0	2	0	0	1	0	0	0	0												Total	1	0	1	0	0	2	0	0	0	0	0

## FINAL TEAM STATISTICS

	VISITOR BRONCOS	HOME RAVENS
TOTAL FIRST DOWNS	12	16
By Rushing	6	5
By Passing	4	9
By Penalty	2	2
THIRD DOWN EFFICIENCY	4-15-27%	6-17-35%
FOURTH DOWN EFFICIENCY	0-2-0%	0-0-0%
TOTAL NET YARDS	194	277
Total Offensive Plays (inc. times thrown passing)	60	66
Average gain per offensive play	3.2	4.2
NET YARDS RUSHING	104	151
Total Rushing Plays	27	37
Average gain per rushing play	3.9	4.1
Tackles for a loss – number and yards	4-10	2-4
NET YARDS PASSING	90	126
Times thrown – yards lost attempting to pass	2-24	2-11
Gross yards passing	114	137
PASS ATTEMPTS-COMPLETIONS-HAD INTERCEPTED	31-16-2	27-15-0
Average gain per pass play (inc. # thrown passing)	2.7	4.3
KICKOFFS Number-In End Zone-Touchbacks	3-2-0	6-0-0
PUNTS Number and Average	5-38.0	5-41.2
Had Blocked	0	0
FGs – PATs Had Blocked	0-0	0-0
Net punting average	32.8	37.4
TOTAL RETURN YARDAGE (Not Including Kickoffs)	19	97
No. and Yards Punt Returns	2-19	3-26
No. and Yards Kickoff Returns	6-116	3-51
No. and Yards Interception Returns	0-0	2-71
PENALTIES Number and Yards	7-49	9-62
FUMBLES Number and Lost	2-0	1-0
TOUCHDOWNS	0	2
Rushing	0	1
Passing	0	1
Other (Blocked kicks, etc.)	0	0
EXTRA POINTS Made-Attempts	0-0	2-2
Kicking Made-Attempts	0-0	2-2
FIELD GOALS Made-Attempts	2-2	4-5
RED ZONE EFFICIENCY	0-2-0%	1-5-20%
GOAL TO GO EFFICIENCY	0-0-0%	1-3-33%
SAFETIES	0	0
FINAL SCORE	6	26
TIME OF POSSESSION	28:30	31:30



**Weather:** Foggy, 35°, Wind 0 mph • **Attendance:** 76,203 • **Time:** 3:23

The Broncos suffered their third consecutive loss falling 30-26 to the New England Patriots at INVESCO Field at Mile High in front of 76,203 fans and a nation television audience on ABC's *Monday Night Football*. Denver held a three-point lead late in the fourth quarter, but New England came back and scored the go-ahead touchdown with 36 seconds remaining in the game.

In his second start of the season in place of the injured Jake Plummer, quarterback Danny Kanell threw for 163 yards and a touchdown. Running back Clinton Portis chipped in with 111 yards rushing and a touchdown, the first 100-yard rushing performance by a back against New England this season. Unfortunately, however, the injury bug again hit Denver, when kicker Jason Elam pulled a hamstring in the first half and did not return, and starting linebacker Donnie Spragan—playing for the injured John Mobley—left the game in the third quarter and did not return.

Safety Kenoy Kennedy gave the Broncos the first break of the game when he recovered a Tom Brady fumble on New England's 28-yard line. Four plays later, Portis rushed up the middle for a 15-yard touchdown and a 7-0 lead. On the Patriots' next possession, Tom Brady's pass intended for David Givens was intercepted by Kennedy, giving Denver the ball at New England's 35-yard line. Denver was unable to capitalize on the turnover as Jason Elam's 44-yard field goal missed wide left.

On their first play of the Patriots' next drive, Brady hit Deion Branch in stride for a 66-yard touchdown. The Broncos responded early in the second quarter after securing good field position near midfield. Elam kicked a 43-yard field goal to give the Broncos a 10-7 lead. Elam would not return to the game after that kick. The Patriots answered on their next series to tie the game with Adam Vinatieri's 40-yard field goal.

Kanell led the Broncos 58 yards in seven plays and capped the drive with a 1-yard touchdown pass to Mike Anderson with 28 seconds left in the half. Denver appeared to poised to take a 17-10 lead into to the locker room, but on the kickoff New England's Bethel Johnson sprinted 63 yards to the Denver's 36-yard line. New England was successful on a 46-yard field goal by Vinatieri to cut the lead to 3 at the half.

Midway through the third quarter, New England took a 20-17 when Brady threw his second touchdown of the game, a 6-yarder to tight end Daniel Graham. After forcing New England to punt, Deltha O'Neal returned it 57 yards for a touchdown giving the Broncos the lead 24-20 lead. The Patriots added a field goal early in the fourth quarter, closing the gap to just one point.

With a little more than three minutes remaining in the game, punter Micah Knorr pinned the Patriots on their own 1-yard line. A strong defensive stance by the Broncos led to a Patriots punt, but the ball was snapped and hit the cross bar for a safety and a 26-23 Denver lead. Off the free kick, Denver took over at its own 15-yard line but was unable to move the football. With 2:15 remaining in the game, Denver was forced to punt, giving New England good field position at its own 42-yard line. Brady found Givens in the end zone for an 18-yard touchdown with 36 seconds left in the game, giving the Patriots an eventual 30-26 win.

**OFFICIALS**

**Referee** — Peter Morelli (135); **Umpire** — Garth DeFelice (53); **Head Linesman** — George Hayward (54); **Line Judge** — Darryll Lewis (130); **Field Judge** — Jim Saracino (58); **Side Judge** — Mike Weatherford (116); **Back Judge** — Don Dorkowski (113); **Replay** — Lawrence Hill.

**STARTING LINEUPS**

New England Patriots					Denver Broncos				
Offense			Defense		Offense			Defense	
WR 83	D. Branch	LE 91	Bobby Hamilton	WR 80	R. Smith	LE 93	T. Pryce	WR 83	D. Branch
LT 72	M. Light	NT 90	D. Klecko	LT 71	B. Brockermeyer	LT 99	D. Gardener	LT 72	M. Light
LG 65	D. Woody	RE 97	J. Green	LG 50	B. Hamilton	RT 90	D. Holland	C 67	D. Koppen
C 67	D. Koppen	OLB 50	M. Vrabel	C 66	T. Nalen	RE 92	B. Berry	RG 63	J. Andruzzi
RG 63	J. Andruzzi	ILB 95	R. Phifer	RG 62	D. Neil	WLB 59	D. Spragan	RT 68	T. Ashworth
RT 68	T. Ashworth	ILB 54	T. Bruschi	RT 78	M. Lepsis	MLB 56	A. Wilson	TE 82	T. Graham
TE 82	T. Graham	OLB 55	W. McGinest	TE 84	S. Sharpe	SLB 56	J. Sykes	WR 80	T. Brown
WR 80	T. Brown	LCB 24	T. Law	WR 85	A. Lelie	LCB 35	L. Walls	QB 12	T. Brady
QB 12	T. Brady	RCB 38	T. Poole	QB 13	D. Kanell	RCB 31	K. Herndon	RB 32	A. Smith
RB 32	A. Smith	S 37	R. Harrison	RB 28	C. Portis	RS 28	C. Portis	FB 44	F. McCrary
FB 44	F. McCrary	S 25	E. Wilson	FB 38	M. Anderson	FS 42	S. Brandon		

**DENVER SUBSTITUTIONS:** K 1 J. Elam, P/K 4 M. Knorr, CB 21 S. Turner, RB 22 Q. Griffin, CB 23 W. Middlebrooks, CB 24 D. O'Neal, CB 25 N. Ferguson, CB 32 C. Young, CB 33 J. Spencer, RB 34 R. Droughns, LB 55 K. Burns, LB 58 T. Pierce, G/T 65 C. Carlisle, DT 68 M. Fatafehi, T 75 M. Pope, WR 81 C. Cole, WR 82 A. Madise, TE/LS 83 M. Leach, TE 86 P. Hape, TE 89 D. Carswell, DE 98 R. Hayward. **DID NOT PLAY:** QB 17 J. Jackson, G 79 S. Herndon.

**INACTIVE:** QB 16 J. Plummer, LB 51 J. Mobley, T 69 P. Alexander, T 72 G. Foster, T 74 E. Salaam, WR 87 E. McCaffrey, TE 88 J. Putzier, DT 96 D. Davis.

FIELD GOALS (made (___) & missed)					J. Elam				
A. Vinatieri (40) (46) (28)					44WL (43)				
					1	2	3	4	OT
VISITOR					7	6	7	10	—
HOME					7	10	7	2	—

Team	Qtr	Clock Time	PLAY DESCRIPTION (Extra Point) (Drive Info)							SCORE	
										Visitor	Home
BRONCOS	1	10:51	C. Portis 15 yd. run (J. Elam kick) (4-28, 1:55)							0	7
PATRIOTS	1	5:55	D. Branch 66 yd. pass from T. Brady (A. Vinatieri kick) (1-66, 0:09)							7	7
BRONCOS	2	11:29	J. Elam 43 yd. Field Goal (5-17, 1:38)							7	10
PATRIOTS	2	7:57	A. Vinatieri 40 yd. Field Goal (7-58, 3:32)							10	10
BRONCOS	2	0:24	M. Anderson 1 yd. pass from D. Kanell (M. Knorr kick) (14-72, 7:33)							10	17
PATRIOTS	2	0:01	A. Vinatieri 46 yd. Field Goal (2-8, 0:23)							13	17
PATRIOTS	3	5:57	D. Graham 6 yd. pass from T. Brady (A. Vinatieri kick) (8-56, 3:46)							20	17
BRONCOS	3	3:13	D. O'Neal 57 yd. punt return (M. Knorr kick)							20	24
PATRIOTS	4	11:08	A. Vinatieri 28 yd. Field Goal (11-59, 7:05)							23	24
BRONCOS	4	2:49	L. Paxton fumble out of bounds in end zone for a Safety							23	26
PATRIOTS	4	0:30	D. Givens 18 yd. pass from T. Brady (A. Vinatieri kick) (6-58, 1:45)							30	26

**FINAL BRONCOS DEFENSIVE STATISTICS***(Based on coaches' film review)*

Player	UT	A	TT	S-yds	I-yds	PD	FF	FR	Player	UT	A	TT	S-yds	I-yds	PD	FF	FR
K. Herndon	8	2	10	0-0	0-0	2	0	0	D. Spragan	2	2	4	0-0	0-0	0	0	0
A. Wilscn	7	3	10	0-0	0-0	0	0	0	T. Pierce	2	1	3	0-0	0-0	0	0	0
J. Sykes	6	2	8	0-0	0-0	0	0	0	D. O'Neal	2	0	2	0-0	0-0	0	0	0
D. Holland	3	3	6	0-0	0-0	0	0	0	L. Walls	2	0	2	0-0	0-0	0	0	0
S. Brandon	5	0	5	0-0	0-0	1	0	0	T. Pryce	1	1	2	0-0	0-0	0	0	0
M. Fatafehi	4	1	5	0-0	0-0	0	0	0	R. Hayward	0	2	2	0-0	0-0	0	0	0
N. Ferguson	4	1	5	0-0	0-0	0	0	0	M. Pope	0	2	2	0-0	0-0	0	0	0
K. Kennedy	2	2	4	0-0	1-0	1	0	1	D. Gardener	1	0	1	0-0	0-0	0	0	0
B. Berry	2	2	4	0-0	0-0	1	0	0	J. Spencer	1	0	1	0-0	0-0	0	0	0
<b>Team Totals</b>									<b>52 24 76 0-0 0-0 5 0 1</b>								

**FINAL INDIVIDUAL STATISTICS**

New England Patriots										Denver Broncos									
RUSHING	ATT	YDS	AVG	LG	TD	RUSHING	ATT	YDS	AVG	LG	TD	RUSHING	ATT	YDS	AVG	LG	TD	RUSHING	ATT
A. Smith	17	55	3.2	11	0	C. Portis	26	111	4.3	15	1	C. Portis	26	111	4.3	15	1	C. Portis	26
K. Faulk	5	20	4.0	16	0	Q. Griffin	3	3	1.0	4	0	Q. Griffin	3	3	1.0	4	0	Q. Griffin	3
K. Walter	1	0	0.0	0	0														
T. Brady	2	-1	-0.5	0	0														
T. Brown	1	-5	-5.0	-5	0														
Total	26	69	2.7	16	0	Total	29	114	3.9	15	1	Total	29	114	3.9	15	1	Total	29

PASSING	ATT	CMP	YDS	TKO/YD	TD	LG	IN	Rtg.	PASSING	ATT	CMP	YDS	TKO/YD	TD	LG	IN	Rtg.	PASSING	ATT
T. Brady	35	20	350	0/0	3	66	1	108.0	D. Kanell	35	16	163	0/0	1	26	1	57.2	D. Kanell	35
Total	35	20	350	0/0	3	66	1	108.0	Total	35	16	163	0/0	1	26	1	57.2	Total	35
PASS RECEIVING	NO	YDS	AVG	LG	TD	PASS RECEIVING	NO	YDS	AVG	LG	TD	PASS RECEIVING	NO	YDS	AVG	LG	TD	PASS RECEIVING	NO
K. Faulk	5	52	10.4	19	0	R. Smith	4	58	14.5	26	0	R. Smith	4	58	14.5	26	0	R. Smith	4
D. Graham	4	39	9.8	17	1	C. Portis	4	20	5.0	10	0	C. Portis	4	20	5.0	10	0	C. Portis	4
D. Branch	3	107	35.7	66	1	S. Sharpe	3	44	14.7	26	0	S. Sharpe	3	44	14.7	26	0	S. Sharpe	3
D. Givens	3	87	29.0	48	1	A. Lelie	3	22	7.3	8	0	A. Lelie	3	22	7.3	8	0	A. Lelie	3
C. Fauria	2	30	15.0	20	0	C. Cole	1	18	18.0	18	0	C. Cole	1	18	18.0	18	0	C. Cole	1
A. Smith	2	26	13.0	14	0	M. Anderson	1	1	1.0	1	1	M. Anderson	1	1	1.0	1	1	M. Anderson	1
F. McCrary	1	9	9.0	9	0														
Total	20	350	17.5	66	3	Total	16	163	10.2	26	1	Total	16	163	10.2	26	1	Total	16

INTERCEPTIONS	NO	YDS	AVG	LG	TD	INTERCEPTIONS	NO	YDS	AVG	LG	TD	INTERCEPTIONS	NO	YDS	AVG	LG	TD	INTERCEPTIONS	NO
A. Samuel	1	0	0.0	0	0	K. Kennedy	1	0	0.0	0	0	K. Kennedy	1	0	0.0	0	0	K. Kennedy	1
Total	1	0	0.0	0	0	Total	1	0	0.0	0	0	Total	1	0	0.0	0	0	Total	1

PUNTING	NO	YDS	AVG	NET	TB	IN20	LG	PUNTING	NO	YDS	AVG	NET	TB	IN20	LG	PUNTING	NO	YDS	AVG
K. Walter	5	167	33.4	21.4	0	1	42	M. Knorr	8	336	42.0	35.8	1	2	51	M. Knorr	8	336	42.0
Total	5	167	33.4	21.4	0	1	42	Total	8	336	42.0	35.8	1	2	51	Total	8	336	42.0

PUNT RETURNS	NO	YDS	AVG	FC	LG	TD	PUNT RETURNS	NO	YDS	AVG	FC	LG	TD	PUNT RETURNS	NO	YDS	AVG	FC	LG
D. Branch	3	15	5.0	1	10	0	D. O'Neal	2	60	30.0	2	57	1	D. O'Neal	2	60	30.0	2	57
T. Brown	1	9	9.0	0	9	0	[DOWNED]	1	0	0.0	0	0	0	[DOWNED]	1	0	0.0	0	0
K. Faulk	1	6	6.0	0	6	0	[DOWNED]	1	0	0.0	0	0	0	[DOWNED]	1	0	0.0	0	0
[DOWNED]	1	0	0.0	0	0	0	[DOWNED]	1	0	0.0	0	0	0	[DOWNED]	1	0	0.0	0	0
[TOUCHBACK]	1	0	0.0	0	0	0	[TOUCHBACK]	1	0	0.0	0	0	0	[TOUCHBACK]	1	0	0.0	0	0
Returns	5	30	6.0	1	10	0	Returns	2	60	30.0	2	57	1	Returns	2	60	30.0	2	57

KICKOFF RETURNS	NO	YDS	AVG	FC	LG	TD	KICKOFF RETURNS	NO	YDS	AVG	FC	LG	TD	KICKOFF RETURNS	NO	YDS	AVG	FC	LG
B. Johnson	3	100	33.3	0	63	0	C. Cole	6	141	23.5	0	28	0	C. Cole	6	141	23.5	0	28
P. Pass	1	18	18.0	0	18	0	M. Anderson	1	14	14.0	0	14	0	M. Anderson	1	14	14.0	0	14
[TOUCHBACK]	1	0	0.0	0	0	0	D. O'Neal	1	-1	-1.0	0	-1	0	D. O'Neal	1	-1	-1.0	0	-1
Returns	4	118	29.5	0	63	0	Returns	8	154	19.3	0	28	0	Returns	8	154	19.3	0	28



Weather: Mostly Cloudy, 52°, Wind NE 6 mph • Attendance: 75,217 • Time: 3:09

The Broncos ended their three-game losing streak, with an outstanding defensive effort and the return of Jake Plummer, by defeating the San Diego Chargers 37-8 in front of 75,217 fans at INVESCO Field at Mile High to improve to 6-4 on the season. In the game, tight end Shannon Sharpe, who caught three touchdown passes, broke Jerry Smith's (60) record for all-time touchdown receptions by an NFL tight end. Sharpe finished the game with 101 yards receiving on seven catches and the three scores. Additionally, in his first game since Week 5, Jake Plummer returned to the starting lineup and threw for 253 yards and three touchdowns. Defensively, Denver held San Diego to just 96 total offensive yards and five first downs—the second lowest total by an opponent in franchise history.

Denver caught an early break when linebacker Al Wilson recovered Doug Flutie's fumble on the second play of the game at San Diego's 23-yard line, but the Broncos were unable to capitalize after San Diego stopped them on 4th-and-1 at the Chargers 14-yard line. Flutie fumbled again on the Chargers' next possession, and Trevor Pryce recovered. Denver, this time, was able score when Plummer found Sharpe in the end zone for an 11-yard touchdown pass. After a strong defensive stand, Denver took over near midfield, and pushed the scored to 10-0 on Jason Elam's 42-yard field goal. Midway through the second quarter, Denver scored again, this time on a 22-yard Elam field goal, which capped a 15-play, 86-yard drive. After holding the Chargers to a three-and-out, Denver's special teams blew the game wide open. Wide receiver Rod Smith fielded the punt at his own 35-yard line, and raced 65 yards for a touchdown, and a 20-0 lead. The scoring would continue late in the first half as Sharpe tallied his second touchdown catch of the game—on a 26-yard strike from Plummer—giving Denver a 27-0 halftime lead.

The Broncos continued where they left off late in the third quarter when Plummer hit Sharpe for a 26-yard touchdown connection, the tandem's third of the day. With the score, Sharpe moved passed Jerry Smith for first place all-time among NFL tight ends in touchdown receptions (61). After adding another field goal in the fourth quarter—a 27 yarder by Micah Knorr who kicked in place of Elam after he aggravated a groin injury—Denver had its biggest lead of the game, 37-0. With 10:19 left in the game, San Diego ended Denver's hopes of a shutout when Doug Flutie hit Kassim Osgood for a 19-yard touchdown. A successful two-point conversion attempt closed out the scoring and Denver came away with the 37-8 win.

In the win, Smith finished with a game-high 10 catches for 84 yards, while Sharpe added seven catches for 101 yards and the three touchdowns. Running back Clinton Portis rushed for 106 yards on 25 carries—his fourth consecutive 100-yard against San Diego. On the defensive side of the ball, the Broncos stifled San Diego, allowing just 40 yards rushing and 56 yards passing. Smith's second-quarter touchdown marked the second consecutive game the Broncos have returned a punt for a touchdown. Coupled with Deltha O'Neal's punt return for a touchdown in the previous week, Rod Smith's return made NFL history as it marked the first time two different players returned punts for touchdowns in consecutive weeks. It was only the second time in franchise history that Denver has returned punts for touchdowns in back-to-back games. In 1976, Rick Upchurch accomplished the feat Sept. 26 vs. Cleveland and Oct. 3 vs. San Diego.

## OFFICIALS

Referee — Larry Nemmers (20); Umpire — Undrey Wash (96); Head Linesman — Dale Williams (8); Line Judge — Mike Spanier (90); Field Judge — Mike Weir (50); Side Judge — Carl Cheffers (51); Back Judge — Kirk Dornan (6); Replay — Bill McCabe.

## STARTING LINEUPS

San Diego Chargers					Denver Broncos				
Offense			Defense		Offense			Defense	
WR 89	D. Boston	LE 75	M. Wiley	WR 80	R. Smith	LE 93	T. Pryce	WR 89	D. Boston
LT 77	D. McIntosh	LT 76	J. Williams	LT 74	E. Salaam	LT 68	M. Fatafehi	LT 77	D. McIntosh
LB 63	K. Garmon	RT 92	J. Fisk	LG 50	B. Hamilton	RT 90	D. Holland	LB 63	K. Garmon
C 66	C. Raymer	RE 90	A. Dingle	C 66	T. Nalen	RE 92	B. Berry	C 66	C. Raymer
RG 64	P. Bogle	SLB 51	B. Leber	RG 62	D. Neil	WLB 59	D. Spragan	RG 64	P. Bogle
RT 72	C. Van Buren	MLB 57	Z. Moreno	RT 78	M. Lepsis	MLB 56	A. Wilson	RT 72	C. Van Buren
TE 85	A. Gates	WLB 59	D. Edwards	TE 84	S. Sharpe	SLB 56	J. Sykes	TE 85	A. Gates
WR 82	D. Caldwell	LCB 23	Q. Jammer	WR 85	A. Lelie	LCB 35	L. Walls	WR 82	D. Caldwell
QB 7	D. Flutie	RCB 22	S. Davis	QB 16	J. Plummer	RCB 31	K. Herndon	QB 7	D. Flutie
FB 41	L. Neal	SS 42	K. Lassiter	RB 26	C. Portis	SS 28	K. Kennedy	FB 41	L. Neal
RB 21	L. Tomlinson	FS 20	J. Wilson	FB 34	R. Droughns	FS 25	N. Ferguson	RB 21	L. Tomlinson

**DENVER SUBSTITUTIONS:** K 1 J. Elam, P/K 4 M. Knorr, QB 13 D. Kanell, CB 21 S. Turner, RB 22 Q. Griffin, CB 23 W. Middlebrooks, CB 32 C. Young, CB 33 J. Spencer, S 42 S. Brandon, LB 55 K. Burns, LB 58 T. Pierce, G/T 65 C. Carlisle, T 71 B. Brockmeyer, DT 75 M. Pope, WR 81 C. Cole, WR 82 A. Madise, TE/LB 83 M. Leach, TE 86 P. Hape, TE 88 J. Putzier, TE 89 D. Carswell, DT 96 D. Davis, DE 98 R. Hayward, DT 99 D. Gardener. **DID NOT PLAY:** None. **INACTIVE:** QB 17 J. Jackson, CB 24 D. O'Neal, CB 47 R. McNeil, LB 53 J. Rutledge, T 69 P.J. Alexander, T 72 G. Foster, G 79 S. Herndon, WR 87 E. McCaffrey.

## FIELD GOALS (made (\_\_\_) &amp; missed)

M. Scifres	(27)	J. Elam (42) (22) 29WL						
		M. Knorr (27)						
			1	2	3	4	OT	TOTAL
VISITOR	San Diego Chargers		0	0	0	8	—	8
HOME	Denver Broncos		10	17	7	3	—	37

Team	Qtr	Clock Time	PLAY DESCRIPTION (Extra Point) (Drive Info)	SCORE	Visitor	Home
BRONCOS	1	13:06	S. Sharpe 11 yd. pass from J. Plummer (J. Elam kick) (2-11, 0:11)	0	7	
BRONCOS	1	6:14	J. Elam 42 yd. Field Goal (11-31, 5:07)	0	10	
BRONCOS	2	9:46	J. Elam 22 yd. Field Goal (15-86, 8:13)	0	13	
BRONCOS	2	8:25	R. Smith 65 yd. punt return (J. Elam kick)	0	20	
BRONCOS	2	0:32	S. Sharpe 26 yd. pass from J. Plummer (J. Elam kick) (5-55, 0:50)	0	27	
BRONCOS	3	1:28	S. Sharpe 28 yd. pass from J. Plummer (J. Elam kick) (8-85, 4:44)	0	34	
BRONCOS	4	13:11	M. Knorr 27 yd. Field Goal (7-19, 2:49)	0	37	
CHARGERS	4	10:12	K. Osgood 19 yd. pass from D. Flutie (D. Flutie-S. Alexander pass) (8-67, 2:59)	8	37	

## FINAL BRONCOS DEFENSIVE STATISTICS

(Based on coaches' film review)

Player	UT	A	TT	S-yds	I-yds	PD	FF	FR	Player	UT	A	TT	S-yds	I-yds	PD	FF	FR
L. Walls	5	0	5	0-0	0-0	2	0	0	R. Hayward	1	0	1	1-1	0-0	0	1	1
N. Ferguson	5	0	5	1-13	0-0	0	0	0	K. Kennedy	1	0	1	0-0	0-0	1	0	0
D. Spragan	2	1	3	0-0	0-0	1	0	0	B. Berry	1	0	1	0-0	0-0	0	0	0
J. Sykes	0	3	3	0-0	0-0	0	0	0	M. Fatafehi	1	0	1	0-0	0-0	0	0	0
T. Pryce	2	0	2	0-0	0-0	0	0	1	D. Gardener	1	0	1	0-0	0-0	0	0	0
A. Wilson	2	0	2	0-0	0-0	1	0	1	D. Holland	1	0	1	0-0	0-0	0	0	0
W. Middlebrooks	2	0	2	0-0	0-0	0	0	0	J. Spencer	0	0	0	0-0	0-0	1	0	0
K. Herndon	1	1	2	0-0	1-16	2	0	0	M. Pope	0	0	0	0-0	0-0	0	6	2
D. Davis	1	1	2	0-0	0-0	0	0	0	<b>Team Totals</b>	<b>26</b>	<b>6</b>	<b>32</b>	<b>2-17</b>	<b>1-16</b>	<b>8</b>	<b>1</b>	<b>3</b>

## FINAL INDIVIDUAL STATISTICS

San Diego Chargers										Denver Broncos											
RUSHING	ATT	YDS	AVG	LG	TD					RUSHING	ATT	YDS	AVG	LG	TD						
L. Tomlinson	8	29	3.6	16	0					C. Portis	25	106	4.2	30	0						
D. Flutie	5	11	2.2	12	0					Q. Griffin	15	55	3.7	8	0						
										A. Lelie	2	20	10.0	13	0						
										J. Plummer	2	14	7.0	8	0						
										A. Madise	1	10	10.0	10	0						
										D. Kanell	4	-4	-1.0	0	0						
Total	13	40	3.1	16	0					Total	49	201	4.1	30	0						
PASSING	ATT	CMP	YDS	TKD/ YD	TD	LG	IN	Rtg.		PASSING	ATT	CMP	YDS	TKD/ YD	TD	LG	IN	Rtg.			
D. Flutie	25	9	70	2/14	1	19	1	41.2		J. Plummer	34	23	253	1/6	3	48	1	106.6			
										D. Kanell	1	0	0/0	0	0	1	0.0				
Total	25	9	70	2/14	1	19	1	41.2		Total	35	23	253	1/6	3	48	2	91.7			
PASS RECEIVING										PASS RECEIVING											
L. Tomlinson		4	16	4.0	9	0				R. Smith		10	84	8.4	15	0					
D. Boston		2	14	7.0	8	0				S. Sharpe		7	101	14.4	26	3					
K. Osgood		1	19	19.0	19	1				A. Lelie		2	57	28.5	48	0					
R. Caldwell		1	14	14.0	14	0				C. Portis		2	6	3.0	5	0					
L. Neal		1	7	7.0	7	0				C. Cole		1	6	6.0	6	0					
										Q. Griffin		1	1	-1.0	-1	0					
Total		9	70	7.8	19	1				Total		23	253	11.0	48	3					
INTERCEPTIONS		NO	YDS	AVG	LG	TD				INTERCEPTIONS		NO	YDS	AVG	LG	TD					
S. Davis		1	41	41.0	41	0				K. Herndon		1	16	16.0	16	0					
Q. Jammer		1	0	0.0	0	0															
Total		2	41	20.5	41	0				Total		1	16	16.0	16	0					
PUNTING		NO	YDS	AVG	TB	IN20	LG			PUNTING		NO	YDS	AVG	TB	IN20	LG				
D. Bennett		7	327	46.7	33.4	3	54														
Total		7	327	46.7	33.4	3	54			Total		0	0	0.0	0	0	0				
PUNT RETURNS		NO	YDS	AVG	FC	LG	TD			PUNT RETURNS		NO	YDS	AVG	FC	LG	TD				
										R. Smith		3	93	31.0	4	65	1				
Returns		0	0	0.0	0	0	0			Returns		3	93	31.0	4	65	1				
KICKOFF RETURNS		NO	YDS	AVG	FC	LG	TD			KICKOFF RETURNS		NO	YDS	AVG	FC	LG	TD				
L. Johnson		7	165	23.6	0	34	0			C. Cole		2	44	22.0	0	25	0				
[TOUCHBACK] Returns		1	0	0.0	0	0	0														
		7	165	23.6	0	34	0			Returns		2	44	22.0	0	25	0				
San Diego Chargers FUMBLES	Fum	Own	Rec.	Yds	TD	FF	Opp. Rec.	Yds	TD	Out Bnds	Denver Broncos FUMBLES	Fum	Own	Rec.	Yds	TD	FF	Opp. Rec.	Yds	TD	Out Bnds
D. Flutie	3	3	0	-3	0	0	0	0	0	0	D. Kanell	1	0	1	-2	0	0	0	0	0	0
B. Leber	0	0	0	0	1	0	0	0	0	0	J. Plummer	1	1	0	0	0	0	0	0	0	0
Z. Moreno	0	0	0	0	0	1	0	0	0	0	R. Hayward	0	0	0	1	1	0	0	0	0	0
											T. Pryce	0	0	0	0	0	1	0	0	0	0
											A. Wilson	0	0	0	0	0	1	0	0	0	0
Total	3	3	0	-3	0	0	0	0	0	0	Total	2	1	-2	1	3	0	0	0	0	0

## FINAL TEAM STATISTICS

	VISITOR CHARGERS	HOME BRONCOS
TOTAL FIRST DOWNS	5	26
By Rushing	3	9
By Passing	2	13
By Penalty	0	4
THIRD DOWN EFFICIENCY	2-10-20%	11-20-55%
FOURTH DOWN EFFICIENCY	0-0-0%	



**Weather:** Sunny, 18° (wind chill 8°), Wind SE 8 mph • **Attendance:** 75,540 • **Time:** 3:09

The Broncos suffered a 19-10 loss at the hands of the Chicago Bears in front of 75,540 fans at INVESCO Field at Mile High, despite Clinton Portis' 165 yards rushing on 14 carries (11.79 per carry). With his effort, Portis set a Broncos record for the highest average per carry for a single game (minimum eight rushes). The previous mark (11.0) was set by David Rolfe against Oakland on Oct. 2, 1960. Portis' 165 yards also propelled him past the 1,000-yard mark on the year (1,064).

Denver forced the Bears to punt on their first possession of the game and took over on its own 22-yard line. Its offense marched 78 yards in 12 plays to score on a 1-yard touchdown pass from Jake Plummer to Rod Smith, giving Denver the early 7-0 lead. The highlight of the drive came when Quentin Griffin broke free and rushed for 23 yards to the Chicago 1-yard line.

The Bears answered on the ensuing possession after securing good field position at the Denver 45-yard line. With a 33-yard field goal by Paul Edinger, Chicago closed to within 4. Chicago added two field goals, from 23 and 54 yards, in the final two minutes of the first half to give the Bears a 9-7 lead at halftime.

The Broncos got back on track in the second half by capping off their opening drive of the half with a 25-yard Jason Elam field goal. During the drive, Portis sprinted 49-yards to the Chicago 11-yard line, but Denver was unable to punch it in the end zone. A defensive battle ensued for much of the remaining third quarter as both teams failed to put together a scoring drive.

Early in the fourth quarter, Chicago drove deep into Denver's territory and faced 1st-and-goal on the 3-yard line. After Denver's defense came up big on the first three plays, quarterback Kordell Stewart punched it in from the 1-yard line on 4th-and-goal, and Chicago took a 16-10 lead. Denver was unable to get a first-down on its next possession, and Chicago capitalized by adding a 47-yard Edinger field goal to make the score 19-10. Denver mounted a drive, but after unsuccessfully getting into the end zone, however, the Broncos opted to kick a field goal on fourth down from the Bears' 22-yard line. Punter Micah Knorr fumbled the snap, and his pass attempt to Dwayne Carswell was incomplete. Chicago was able to hold onto the ball for much of the remaining time, and Denver couldn't score on its final possession.

Portis' 165 yards rushing was the third consecutive 100-yard game for the second-year back. Plummer finished the game with 19-of-35 passing for 176 yards and one touchdown with a 77.8 passer rating. Rod Smith led the Broncos in receiving with game-highs in both receptions (9) and receiving yards (86).

**OFFICIALS**

**Referee** — Bill Leavy (127); **Umpire** — Carl Madsen (92); **Head Linesman** — Gary Slaughter (30); **Line Judge** — Charles Stewart (62); **Field Judge** — Gary Cavaletto (60); **Side Judge** — Don Carlsen (39); **Back Judge** — Phil Luckett (59); **Replay** — Neil Gereb.

**STARTING LINEUPS**

Chicago Bears					Denver Broncos				
Offense		Defense			Offense		Defense		
TE 85 J. Gilmore		LE 93 P. Daniels		WR 80 R. Smith		LE 93 T. Pryce			
LT 69 M. Gandy		LT 94 K. Taylor		LT 74 E. Salaam		LT 68 M. Fatafeh			
LG 79 S. Edwards		RT 98 B. Robinson		LG 50 B. Hamilton		RT 90 D. Holland			
C 57 O. Kreutz		RD 96 A. Brown		C 66 T. Nalen		RE 92 B. Berry			
RG 58 C. Villarrial		WLB 53 W. Holdman		RG 62 D. Neil		WLB 59 D. Spragan			
RT 78 A. Gibson		MLB 54 B. Urlacher		RT 78 M. Lepsis		MLB 56 A. Wilson			
TE 88 D. Clark		SLB 55 L. Briggs		TE 84 S. Sharpe		SLB 57 J. Sykes			
WR 86 M. Booker		LCB 33 C. Tillman		WR 85 A. Lelie		LCB 35 L. Walls			
QB 12 C. Chandler		RCB 23 J. Azumah		QB 16 J. Plummer		RCB 31 K. Herndon			
RB 35 A. Thomas		SS 25 B. Gray		RB 26 C. Portis		SS 28 K. Kennedy			
FB 36 S. Pritchett		FS 30 M. Brown		FB 34 R. Droughns		FS 25 N. Ferguson			

**DENVER SUBSTITUTIONS:** K 1 J. Elam, P/K 4 M. Knorr, 17, CB 21 S. Turner, RB 22 Q. Griffin, CB 23 W. Middlebrooks, CB/WR 24 D. O'Neal, CB 33 J. Spencer, LB 53 J. Rutledge, LB 55 K. Burns, G/T 65 C. Carlisle, T 71 B. Brockermeyer, DT 75 M. Pope, WR 81 C. Cole, TE/LB 83 M. Leach, TE 86 P. Hape, WR 87 E. McCaffrey, TE 89 D. Carswell, DE/DT 96 D. Davis, DE 98 R. Hayward. **DID NOT PLAY:** QB 13 D. Kanell, CB 47 R. McNeil, WR 82 A. Madise. **INACTIVE:** QB 17 J. Jackson, S 32 C. Young, T 69 P.J. Alexander, T 72 G. Foster, G 79 S. Herndon, TE 88 J. Putzier, DT 99 D. Gardener.

FIELD GOALS (made (___) & missed)									
P. Edinger		( 33)(23)(54)(47)		J. Elam		40WR(25)			
				1	2	3	4	OT	TOTAL
VISITOR	Chicago Bears			3	6	0	10	—	19
HOME	Denver Broncos			7	0	3	0	—	10
Team	Qtr	Clock Time	PLAY DESCRIPTION (Extra Point) (Drive Info)					SCORE	
BRONCOS	1	3:59	R. Smith 1 yd. pass from J. Plummer (J. Elam kick) (12-78, 7:31)					0	7
BEARS	1	1:31	P. Edinger 33 yd. Field Goal (6-30, 2:28)					3	7
BEARS	2	1:57	P. Edinger 23 yd. Field Goal (7-65, 3:31)					6	7
BEARS	2	0:03	P. Edinger 54 yd. Field Goal (6-30, 0:54)					9	7
BRONCOS	3	11:41	J. Elam 25 yd. Field Goal (8-73, 3:19)					9	10
BEARS	4	12:45	K. Steward 1 yd. run (P. Edinger kick) (15-55, 8:38)					16	10
BEARS	4	8:46	P. Edinger 47 yd. Field Goal (7-32, 2:27)					19	10

**FINAL BRONCOS DEFENSIVE STATISTICS***(Based on coaches' film review)*

Player	UT	A	TT	S-yds	I-yds	PD	FF	FR	Player	UT	A	TT	S-yds	I-yds	PD	FF	FR
A. Wilson	6	4	10	0-0	0-0	0	0	0	D. Holland	1	3	4	0-0	0-0	0	0	0
D. Spragan	7	2	9	0-0	0-0	2	0	0	L. Walls	2	1	3	0-0	0-0	0	0	0
K. Kennedy	5	3	8	0-0	0-0	0	0	0	K. Burns	2	0	2	0-0	0-0	0	0	0
N. Ferguson	7	0	7	0-0	0-0	0	0	0	D. Davis	1	1	2	0-0	0-0	0	0	0
J. Sykes	5	2	7	0-0	0-0	0	0	0	R. Hayward	1	0	1	0-0	0-0	0	0	0
T. Pryce	6	0	6	2-15	0-0	0	1	0	J. Spencer	1	0	1	0-0	0-0	0	0	0
K. Herndon	5	1	6	0-0	0-0	0	0	0	M. Pope	0	0	0	0-0	0-0	0	0	0
M. Fatafeh	2	3	5	0-0	0-0	0	0	0	W. Middlebrooks	0	0	0	0-0	0-0	0	0	0
B. Berry	2	2	4	0-0	0-0	0	0	0	<b>Team Totals</b>	<b>52</b>	<b>22</b>	<b>75</b>	<b>2-15</b>	<b>0-0</b>	<b>2</b>	<b>1</b>	<b>0</b>

**FINAL INDIVIDUAL STATISTICS**

Chicago Bears										Denver Broncos											
RUSHING	ATT	YDS	AVG	LG	TD					RUSHING	ATT	YDS	AVG	LG	TD						
A. Thomas	21	60	2.9	9	0					C. Portis	14	165	11.8	59	0						
K. Stewart	8	29	3.6	11	1					Q. Griffin	5	26	5.2	23	0						
S. Pritchett	2	11	5.5	10	0					J. Plummer	2	9	4.5	5	0						
B. Wade	1	4	4.0	4	0																
C. Chandler	1	2	2.0	2	0																
Total	33	106	3.2	11	1					Total	21	200	9.5	59	0						
PASSING	ATT	CMP	YDS	TKD/YD	TD	LG	IN	Rtg.													
C. Chandler	18	8	79	1/8	0	16	0	57.4													
K. Stewart	15	7	47	1/7	0	14	0	54.0													
Total	33	15	126	2/15	0	16	0	55.9													
PASS RECEIVING		NO	YDS	AVG	LG	TD					PASS RECEIVING		NO	YDS	AVG	LG	TD				
M. Booker		4	43	10.8	14	0					R. Smith		9	86	9.6	23	1				
D. Clark		4	33	8.3	16	0					S. Sharpe		3	50	16.7	28	0				
S. Pritchett		4	21	5.3	9	0					C. Portis		3	23	7.7	13	0				
D. Terrell		2	14	7.0	10	0					P. Hape		1	9	9.0	9	0				
D. White		1	15	15.0	15	0					D. Carswell		1	5	5.0	5	0				
											A. Lelie		1	2	2.0	2	0				
											D. O'Neal		1	1	1.0	1	0				
Total		15	126	8.4	16	0					Total		19	176	9.3	28	1				
INTERCEPTIONS		NO	YDS	AVG	LG	TD					INTERCEPTIONS		NO	YDS	AVG	LG	TD				
Total		0	0	0.0	0	0					Total		0	0	0.0	0	0				
PUNTING	NO	YDS	AVG	NET	TB	IN20	LG														
B. Maynard	5	183	36.6	30.8	1	2	47														
Total	5	183	36.6	30.8	1	2	47														
PUNT RETURNS		NO	YDS	AVG	FC	LG	TD														
R. McQuarters		4	39	9.8	1	15	0														
Returns		4	39	9.8	1	15	0														
KICKOFF RETURNS	NO	YDS	AVG	FC	LG	TD															
J. Azumah	3	116	38.7	0	51	0															
Returns		3	116	38.7	0	51	0														
Chicago Bears FUMBLES	Fum	Lost	Own Rec.	Yds	TD	FF	Opp. Rec.	Yds	TD	Out Bnds	Denver Broncos FUMBLES	Fum	Lost	Own Rec.	Yds	TD	FF	Opp. Rec.	Yds	TD	Out Bnds
C. Chandler	1	0	0	0	0	0	0	0	0	0	C. Cole	1	0	1	0	0	0	0	0	0	0
S. Edwards	0	0	1	0	0	0	0	0	0	0	M. Knorr	1	0	1	0	0	0	0	0	0	0
H. Hillenmeyer	0	0	0	0	0	1	0	0	0	0	T. Pryce	0	0	0	0	0	1	0	0	0	0
Total	1	0	1	0	0	1	0	0	0	0	Total	2	0	2	0	0	1	0	0	0	0
FINAL TEAM STATISTICS																					
										VISITOR BEARS					HOME BRONCOS						
TOTAL FIRST DOWNS										19					18						
By Rushing										8					8						
By Passing										9					9						
By Penalty										2					1						
THIRD DOWN EFFICIENCY										4-17-24%					4-12-33%						
FOURTH DOWN EFFICIENCY										3-3-100%					0-1-0%						
TOTAL NET YARDS										217					365						
Total Offensive Plays (inc. times thrown passing)										68					59						
Average gain per offensive play										3.2					6.2						
NET YARDS RUSHING										106					200						
Total Rushing Plays										33					21						
Average gain per rushing play										3.2					9.5						
Tackles for a loss – number and yards										0-0					1-3						
NET YARDS PASSING										111					165						
Times thrown – yards lost attempting to pass										2-15					2-11						
Gross yards passing										126					176						
PASS ATTEMPTS-COMPLETIONS-HAD INTERCEPTED										33-15-0					36-19-0						
Average gain per pass play (inc. # thrown passing)										3.2					4.3						
KICKOFFS Number-In End Zone-Touchbacks										6-1-1					3-0-0						
PUNTS Number and Average										5-36.6					5-38.6						
Had Blocked										0					0						
FGs – PATs Had Blocked										0-0					0-0						
Net punting average										30.8					30.8						
TOTAL RETURN YARDAGE (Not Including Kickoffs)										39					9						
No. and Yards Punt Returns										4-39					1-9						
No. and Yards Kickoff Returns										3-116					5-79						
No. and Yards Interception Returns										0-0					0-0						
PENALTIES Number and Yards										6-29					8-114						
FUMBLES Number and Lost										1-0					2-0						
TOUCHDOWNS										1					1						
Rushing										1					0						
Passing										0					1						
EXTRA POINTS Made-Attempts										1-1					1-1						
Kicking Made-Attempts										1-1					1-1						
FIELD GOALS Made-Attempts										4-4					1-2						
RED ZONE EFFICIENCY										1-3-33%					1-2-50%						
GOAL TO GO EFFICIENCY										1-2-50%					1-1-100%						
SAFETIES										0					0						
FINAL SCORE										19					10						
TIME OF POSSESSION										32:43					27:17						



12

## DENVER 22, OAKLAND 8

Sun., Nov. 30, 2003 • 1:15 p.m. PST • Network Associates Coliseum • Oakland, Calif.



Weather: Light rain, 55°, Wind N 8 mph • Attendance: 57,201 • Time: 3:01

On the strength of a season-high 170 yards rushing and two touchdowns by running back Clinton Portis, the Broncos overcame a 5-point first-quarter deficit to beat the Oakland Raiders 22-8 in front of 57,201 fans at Network Associates Coliseum. Denver completed the season sweep against Oakland for the sixth time in Head Coach Mike Shanahan's nine years and improved to 7-5 on the season. The Broncos' defense also stepped up by limiting the Raiders to just 262 yards of total offense and kept them out of the end zone. It was the first time since Nov. 17, 2002, (at Seattle) that the Broncos have prevented an opposing team from scoring a touchdown.

Denver's offense struggled early, and on its second possession, Micah Knorr's punt from the Broncos' 20-yard line was blocked by O.J. Santiago and rolled out of the end zone for a safety. On the ensuing drive, the Raiders drove 34 yards in eight plays and took a 5-0 lead on Sebastian Janikowski's 46-yard field goal.

Early in the second quarter, the Broncos got on track and scored on a 13-play, 65-yard drive when quarterback Jake Plummer hit tight end Shannon Sharpe for a 4-yard touchdown pass, giving Denver a 7-5 lead. Oakland came right back on Janikowski's 48-yard field goal regaining the lead. Later in the second quarter, the Broncos took advantage of good field position at the Raiders' 40-yard line and drove 60 yards in nine plays for a 1-yard touchdown run by Portis and a 14-5 halftime lead.

Denver put the game out of reach late in the fourth quarter when Portis scored his second rushing touchdown of the game from 1 yard out. On the drive that went 68 yards in 10 plays, Portis rushed eight times for 62 yards and gave the Broncos a 22-8 lead after he successfully got into the end zone for the two-point conversion.

On his way to the season-high in yards (170), Portis posted a career-high with 34 carries and brought his season total to 1,234 yards on 230 carries (5.4). Add that to the 1,508 yards rushing he gained last season and Portis now owns the franchise record for most rushing yards in the first two years of a career (2,742). He passed Terrell Davis' total of 2,655 set in 1995-96. Plummer completed 11 of 20 passes for 105 yards with one touchdown and one interception, and Ed McCaffrey's presence was again felt, as he led Denver with four catches for 39 yards.

## OFFICIALS

Referee — Ron Blum (7); Umpire — Chad Brown (31); Head Linesman — Mark Baltz (26); Line Judge — Derick Bowers (74); Field Judge — Bill Spiller (119); Side Judge — Laird Hayes (125); Back Judge — Bill Schmitz (122); Replay — Hendi Ancich.

## STARTING LINEUPS

Denver Broncos				Oakland Raiders			
Offense		Defense		Offense		Defense	
WR 80	R. Smith	LE 93	T. Pryce	WR 81	T. Brown	DE 95	L. Bromell
LT 74	E. Salaam	LT 68	M. Fatafeh	LT 65	B. Sims	DT 75	C. Cooper
LG 50	B. Hamilton	RT 90	D. Holland	LG 70	B. Badger	DT 57	R. Coleman
C 66	T. Nalen	RE 92	B. Berry	C 63	B. Robbins	DE 91	T. Brayton
RG 62	D. Neil	WLB 59	D. Spragan	RG 79	M. Collins	OLB 58	N. Harris
RT 78	M. Lepsis	MLB 56	A. Wilson	RT 72	L. Kennedy	MLB 51	T. Johnson
TE 84	S. Sharpe	SLB 57	J. Sykes	TE 83	O. Santiago	OLB 50	E. Barton
WR 85	A. Lelie	LCB 35	L. Walls	WR 80	J. Rice	CB 24	C. Woodson
QB 16	J. Plummer	RCB 31	K. Herndon	QB 3	R. Mirer	CB 31	P. Buchanon
RB 26	C. Portis	SS 28	K. Kennedy	RB 32	Z. Crockett	SS 33	A. Dorsett
TE 89	D. Carswell	FS 25	N. Ferguson	FB 47	T. Wheatley	FS 21	N. Asomugha

**DENVER SUBSTITUTIONS:** K 1 J. Elam, P/K 4 M. Knorr, QB 13 D. Kanell, CB 21 S. Turner, RB 22 Q. Griffin, CB 23 W. Middlebrooks, CB/WR 24 D. O'Neal, CB 33 J. Spencer, RB 34 R. Droughns, S 42 S. Brandon, LB 53 J. Rutledge, LB 55 K. Burns, G/T 65 C. Carlisle, T 71 B. Brockermeyer, DT 75 M. Pope, WR 81 C. Cole, WR 82 A. Madise, TE/LS 83 M. Leach, TE 86 P. Hape, WR 87 E. McCaffrey, DT 96 D. Davis, DE 98 R. Hayward. **DID NOT PLAY:** TE 88 J. Putzier. **INACTIVE:** 3QB 17 J. Jackson, S 32 C. Young, CB 47 R. McNeil, T 69 P. Alexander, T 72 G. Foster, G 79 S. Herndon, DT 94 L. Alamanzar.

FIELD GOALS (made ( ) & missed)					
S. Janikowski (46) (48)					
VISITOR	Denver Broncos	1	2	3	4
HOME	Oakland Raiders	0	14	0	8
		5	3	0	0

		Clock Time		PLAY DESCRIPTION (Extra Point) (Drive Info)		SCORE	
Team	Qtr					Visitor	Home
RAIDERS	1	7:49		Punt blocked by O. Santiago out of bounds in end zone for a Safety		0	2
RAIDERS	1	4:36		S. Janikowski 46 yd. Field Goal (8-34, 3:13)		0	5
BRONCOS	2	11:00		S. Sharpe 4 yd. pass from J. Plummer (J. Elam kick) (13-65, 8:36)		7	5
RAIDERS	2	9:03		S. Janikowski 48 yd. Field Goal (5-47, 1:57)		7	8
BRONCOS	2	4:24		C. Portis 1 yd. run (J. Elam kick) (9-60, 4:39)		14	8
BRONCOS	4	3:15		C. Portis 1 yd. run (C. Portis run) (10-68, 6:04)		22	8

## FINAL BRONCOS DEFENSIVE STATISTICS

(Based on coaches' film review)

Player	UT	A	TT	S-yds	I-yds	PD	FF	FR	Player	UT	A	TT	S-yds	I-yds	PD	FF	FR
D. Spragan	11	2	13	0-0	0-0	2	0	1	D. Holland	1	1	2	0-0	0-0	1	0	0
N. Ferguson	9	3	12	0-0	0-0	0	1	0	B. Berry	0	1	1	0-0	0-0	0	0	0
K. Herndon	6	1	7	0-0	0-0	0	0	0	T. Pryce	0	1	1	0-0	0-0	0	0	0
J. Sykes	5	1	6	0-0	0-0	0	0	0	W. Middlebrooks	0	0	0	0-0	0-0	1	0	0
L. Walls	5	0	5	0-0	0-0	0	1	0	D. Davis	0	0	0	0-0	0-0	0	0	0
K. Kennedy	4	0	4	0-0	0-0	0	1	1	M. Pope	0	0	0	0-0	0-0	0	0	0
R. Hayward	2	1	3	1.5-10.5	0-0	1	0	0	J. Spencer	0	0	0	0-0	0-0	2	0	0
A. Wilson	2	1	3	0-0	0-0	0	0	1	S. Brandon	0	0	0	0-0	0-0	0	0	0
M. Fatafeh	1	1	2	.5-5	0-0	1	1	0	<b>Team Totals</b>	<b>46</b>	<b>13</b>	<b>59</b>	<b>2-11</b>	<b>0-0</b>	<b>8</b>	<b>4</b>	<b>3</b>

## FINAL INDIVIDUAL STATISTICS

Denver Broncos						
RUSHING	ATT	YDS	AVG	LG	TD	
C. Portis	34	170	5.0	28	2	
R. Droughns	4	16	4.0	12	0	
J. Plummer	5	8	1.6	8	0	
Q. Griffin	1	0	3.0	3	0	
D. O'Neal	1	0	3.0	3	0	
A. Lelie	1	-4	-4.0	-4	0	
<b>Total</b>	<b>46</b>	<b>193</b>	<b>4.2</b>	<b>28</b>	<b>2</b>	

PASSING	ATT	CMP	YDS	TKD/ YD	TD	LG	IN	Rtg.
J. Plummer	20	11	105	3/11	1	20	1	65.6
<b>Total</b>	<b>20</b>	<b>11</b>	<b>105</b>		<b>1</b>	<b>20</b>	<b>1</b>	<b>65.6</b>
PASS RECEIVING								
	NO	YDS	AVG	LG	TD			
E. McCaffrey	4	39	9.8	15	0			
S. Sharpe	2	24	12.0	20	1			
R. Smith	1	20	20.0	20	0			
C. Portis	1	7	7.0	7	0			
R. Droughns	1	6	6.0	6	0			
D. Carswell	1	6	6.0	6	0			
D. O'Neal	1	3	3.0	3	0			
<b>Total</b>	<b>11</b>	<b>105</b>	<b>9.5</b>	<b>20</b>	<b>1</b>			

INTERCEPTIONS						
	NO	YDS	AVG	LG	TD	
<b>Total</b>	<b>0</b>	<b>0</b>	<b>0</b>	<b>0</b>	<b>0</b>	

PUNTING	NO	YDS	AVG	NET	TB	IN20	LG
M. Knorr	5	223	44.6	24.4	2	0	51
[BLOCKED]	1	0	0.0	0.0	0	0	0
<b>Total</b>	<b>6</b>	<b>223</b>	<b>37.2</b>	<b>20.3</b>	<b>2</b>	<b>0</b>	<b>51</b>

PUNT RETURNS	NO	YDS	AVG	FC	LG	TD
D. O'Neal	2	13	6.5	1	11	0
[DOWNED]	1	0	0.0	0	0	0
[TOUCHBACK]	1	0	0.0	0	0	0
<b>Returns</b>	<b>2</b>	<b>13</b>	<b>6.5</b>	<b>1</b>	<b>11</b>	<b>0</b>

KICKOFF RETURNS	NO	YDS	AVG	FC	LG	TD
C. Cole	2	51	25.5	0	31	0
R. Droughns	1	32	32.0	0	32	0
<b>Returns</b>	<b>3</b>	<b>83</b>	<b>27.7</b>	<b>0</b>	<b>32</b>	<b>0</b>

Denver Broncos	Fum	Lost	Own Rec.	Yds	TD	FF	Rec.	Yds	TD	Out Bnds
M. Fatafeh	0	0	0	0	0	1	0	0	0	0
N. Ferguson	0	0	0	0	0	1	0	0	0	0
K. Kennedy	0	0	0	0	0	1	0	0	0	0
L. Walls	0	0	0	0	0	1	0	0	0	0
K. Herndon	0	0	0	0	0	1	0	0	0	0
D. Spragan	0	0	0	0	0	1	0	0	0	0
A. Wilson	0	0	0	0	0	1	0	0	0	0
<b>Total</b>	<b>0</b>	<b>0</b>	<b>0</b>	<b>0</b>	<b>0</b>	<b>4</b>	<b>3</b>	<b>0</b>	<b>0</b>	<b>0</b>

Oakland Raiders						
RUSHING	ATT	YDS	AVG	LG	TD	
T. Wheatley	8	85	10.6	41	0	
R. Mirer	3	16	5.3	8	0	
C. Garner	6	14	2.3	12	0	
Z. Crockett	5	12	2.4	5	0	
A. Whitted	1	-7	-7.0	-7	0	
<b>Total</b>	<b>23</b>	<b>120</b>	<b>5.2</b>	<b>41</b>	<b>0</b>	

PASSING	ATT	CMP	YDS	TKD/ YD	TD	LG	IN	Rtg.
R. Mirer	30	13	153	2/11	0	22	0	59.4
<b>Total</b>	<b>30</b>	<b>13</b>	<b>153</b>		<b>0</b>	<b>22</b>	<b>0</b>	<b>59.4</b>
PASS RECEIVING								
	NO	YDS	AVG	LG	TD			
C. Garner	4	20	5.0	9	0			
J. Porter	3	49	16.3	21	0			
T. Johnson	2	28	14.0	21	0			
J. Rice	2	27	13.5	21	0			
T. Brown	1	22	22.0	22	0			
T. Wheatley	1	7	7.0	7	0			
<b>Total</b>	<b>13</b>	<b>153</b>	<b>11.8</b>	<b>22</b>	<b>0</b>			

INTERCEPTIONS						
	NO	YDS	AVG	LG	TD	
P. Buchanon	1	0	0.0	0	0	
<b>Total</b>	<b>1</b>	<b>0</b>	<b>0.0</b>	<b>0</b>	<b>0</b>	

PUNTING	NO	YDS	AVG	NET	TB	IN20	LG
S. Lecher	5	220	44.0	37.7	1	2	52
<b>Total</b>	<b>5</b>	<b>220</b>	<b>44.0</b>	<b>37.7</b>	<b>1</b>	<b>2</b>	<b>52</b>

PUNT RETURNS	NO	YDS	AVG	FC	LG	TD
P. Buchanon	3	61	20.3	0	37	0
[TOUCHBACK]	2	0	0.0	0	0	0
<b>Returns</b>	<b>3</b>	<b>61</b>	<b>20.3</b>	<b>0</b>	<b>37</b>	<b>0</b>

KICKOFF RETURNS	NO	YDS	AVG	FC	LG	TD
D. Gabriel	3	42	14.0	0	22	0
P. Buchanon	1	17	17.0	0	17	0
<b>Returns</b>	<b>5</b>	<b>66</b>	<b>13.2</b>	<b>0</b>	<b>22</b>	<b>0</b>

Oakland Raiders	Fum	Lost	Own Rec.	Yds	TD	FF	Rec.	Yds	TD	Out Bnds
C. Garner	1	0	0	0	0	0	0	0	0	1
R. Mirer	1	1	0	0	0	0	0	0	0	0
J. Porter	1	1	0	0	0	0	0	0	0	0
T. Wheatley	1	1	0	0	0	0	0	0	0	0
<b>Total</b>	<b>4</b>	<b>3</b>	<b>0</b>	<b>0</b>	<b>0</b>	<b>0</b>	<b>0</b>	<b>0</b>	<b>0</b>	<b>1</b>

## FINAL TEAM STATISTICS

	VISITOR BRONCOS	HOME RAIDERS
TOTAL FIRST DOWNS	20	12
By Rushing	11	5
By Passing	5	6
By Penalty	4	1
THIRD DOWN EFFICIENCY	3-15-20%	3-13-23%
FOURTH DOWN EFFICIENCY	1-2-50%	1-2-50%
TOTAL NET YARDS	287	262
Total Offensive Plays (inc. times thrown passing)	69	55
Average gain per offensive play	4.2	4.8
NET YARDS RUSHING	193	120
Total Rushing Plays	46	23
Average gain per rushing play	4.2	5.2
Tackles for a loss - number and yards	4-9	4-14
NET YARDS PASSING	94	142
Times thrown - yards lost attempting to pass	3-11	2-11
Gross yards passing	105	153
PASS ATTEMPTS-COMPLETIONS-HAD INTERCEPTED	20-11-1	30-13-0
Average gain per pass play (inc. # thrown passing)	4.1	4.4
KICKOFFS Number-In End Zone-Touchbacks	5-0-0	3-1-0
PUNTS Number and Average	6-37.2	5-44.0
Had Blocked	1	0
FGs - PATs Had Blocked	0-0	0-0
Net punting average	20.3	37.4
TOTAL RETURN YARDAGE (Not Including Kickoffs)	13	61
No. and Yards Punt Returns	2-13	3-61
No. and Yards Kickoff Returns	3-83	5-66
No. and Yards Interception Returns	0-0	1-0
PENALTIES Number and Yards	6-45	11-89
FUMBLES Number and Lost	0-0	4-3
TOUCHDOWNS	3	0
Rushing	2	0
Passing	1	0
Other (Blocked kicks, etc.)	3-3	0-0
EXTRA POINTS Made-Attempts	2-2	0-0
Kicking Made-Attempts	1-1	0-0
FIELD GOALS Made-Attempts	0-0	2-2
RED ZONE EFFICIENCY	3-4-75%	0-0-0%
GOAL TO GO EFFICIENCY	2-2-100%	0-0-0%
SAFETIES	0	1
FINAL SCORE	22	8
TIME OF POSSESSION	37:39	22:21



**Weather:** Partly Cloudy, 63°, Wind W 8 mph • **Attendance:** 76,403 • **Time:** 3:08

By rushing for 218 yards on 22 carries (9.9 avg.) and a franchise-record five touchdowns, running back Clinton Portis led the Broncos to a 45-27 win over the division-leading Kansas City Chiefs at INVESCO Field at Mile High in front of 76,403 fans. With the win, Denver improved to 8-5 and kept its playoff hopes alive. Portis recorded the sixth 200-yard rushing game in Denver history, and second of his career.

Denver jumped out to an early start by driving for a touchdown on its opening possession. Quarterback Jake Plummer drove the Broncos 74 yards in 10 plays, setting up Portis' 11-yard touchdown run. Kansas City answered its first drive of the game when running back Priest Holmes evened the score at 7 with a 2-yard touchdown run. Early in the second quarter, Denver drove the length of the field on a 10-play drive to score its second touchdown of the game, on a 1-yard run. After Dante Hall's 61-yard punt return gave the Chiefs the ball at Denver's 36-yard line, Kansas City tied the game at 14 on a 1-yard touchdown run by Holmes. Denver regained the lead with a 47-yard Jason Elam field goal, but with 1:26 left in the first half, Chiefs quarterback Trent Green found Eddie Kennison on a 42-yard touchdown pass to give the Chiefs a 21-17 halftime lead.

The second half, however, was a completely different story for the Broncos. The defense stepped up and stopped Kansas City on the opening drive of the second half, giving the offense momentum to get rolling. From the 5:58 mark in the third quarter to the 7:58 mark in the fourth quarter, Denver scored 28 unanswered points—including three Portis touchdown runs—to build a 45-21 lead. Fullback Reuben Droughns started the barrage with a 3-yard touchdown catch from Plummer. Later in the third quarter, Portis busted through the Chiefs' defense and sprinted 59 yards for his third touchdown of the game. On the Broncos' next drive, Portis scored on a 28-yard run and closed out his scoring-fest with a 53-yard touchdown run in the fourth quarter.

With his performance—one of the best by a Broncos running back—Portis set a franchise record with five touchdowns (all rushing) and became only the second Bronco to score at least four rushing touchdowns in a game (Mike Anderson had four at New Orleans in 2000). The five touchdowns also tied for the fourth most in NFL history (three players have scored six: Ernie Nevers, Dub Jones and Gale Sayers), and Portis is the 12th player to score five in an NFL game. Additionally, it was Portis' fifth consecutive game with more than 100 yards (three seasons) and the 17th of his career. In two games against the Chiefs in Denver, Portis has 43 rushes for 348 yards (8.1 avg.), five receptions for 111 yards and nine touchdowns (8 rushing/1 receiving). In the second half alone, Portis rushed 11 times for 188 yards—the most in a single half in the NFL Nov. 11, 2001, when Seattle's Shaun Alexander had 192 against Oakland. The 188 yards in a half is a Broncos record as it topped the 168 Terrell Davis had in the first half against Philadelphia on Oct. 4, 1998.

## OFFICIALS

**Referee** — Tony Corrente (99); **Umpire** — Darrell Jenkins (76); **Head Linesman** — Aaron Pointer (79); **Line Judge** — Mark Steinkerkner (84); **Field Judge** — Craig Wrolstad (89); **Side Judge** — Doug Toole (4); **Back Judge** — Don Carey (126); **Replay** — Bob Mantoath.

## STARTING LINEUPS

**DENVER SUBSTITUTIONS:** K 1 J. Elam, P/K 4 M. Knorr, WR 12 C. Adams, CB 21 S. Turner, RB 22 Q. Griffin, CB 23 W. Middlebrooks, CB 32 C. Young, CB 33 J. Spencer, S 42 S. Brandon, CB 47 R. McNeil, LB 53 J. Rutledge, LB 55 K. Burns, G/T 65 C. Carlisle, T 71 B. Brockermeyer, DT 75 M. Pope, WR 82 A. Madise, TE/LS 83 M. Leach, WR 85 A. Lelie, TE 86 P. Hape, TE 89 D. Carswell, DE/DT 96 D. Davis, DE 98 R. Hayward. **DID NOT PLAY:** CB 13 D. Kanell.

**INACTIVE:** #3QB 17 J. Jackson, CB/WR 24 D. O'Neal, T 69 P. Alexander, T 72 G. Foster, G 79 S. Herndon, TE 88 J. Putzler, DT 94 L. Almanzar.

		FIELD GOALS (made (___) & missed)					
M. Anderson		J. Elam		(47)			
		1	2	3	4	OT	TOTAL
VISITOR	Kansas City Chiefs	7	14	0	6	—	27
HOME	Denver Broncos	7	10	14	14	—	45

Team	Qtr	Clock Time	PLAY DESCRIPTION (Extra Point) (Drive Info)	SCORE	
				Visitor	Home
BRONCOS	1	9:24	C. Portis 11 yd. run (J. Elam kick) (10-74, 5:36)	0	7
CHIEFS	1	3:30	P. Holmes 2 yd. run (M. Anderson kick) (13-66, 6:21)	7	7
BRONCOS	2	11:18	C. Portis 1 yd. run (J. Elam kick) (11-69, 6:45)	7	14
CHIEFS	2	7:36	P. Holmes 1 yd. run (M. Anderson kick) (7-36, 3:42)	14	14
BRONCOS	2	5:28	J. Elam 47 yd. Field Goal (6-42, 2:08)	14	17
CHIEFS	2	1:19	E. Kennison 42 yd. pass from T. Green (M. Anderson kick) (11-86, 4:09)	21	17
BRONCOS	3	5:58	R. Droughns 3 yd. pass from J. Plummer (J. Elam kick) (12-78, 7:27)	21	24
CHIEFS	3	2:42	C. Portis 59 yd. run (J. Elam kick) (4-79, 1:20)	21	24
BRONCOS	4	11:24	C. Portis 28 yd. run (J. Elam kick) (8-74, 4:02)	21	38
BRONCOS	4	7:58	C. Portis 53 yd. run (J. Elam kick) (1-53, 0:10)	21	45
CHIEFS	4	0:02	T. Green 1 yd. run (pass failed) (8-75, 2:13)	27	45

## FINAL BRONCOS DEFENSIVE STATISTICS

*(Based on coaches' film review)*

Player	UT	A	TT	S-yds	I-yds	PD	FF	FR	Player	UT	A	TT	S-yds	I-yds	PD	FF	FR
K. Kennedy	8	2	10	0-0	0-0	1	0	0	D. Holland	3	0	3	0-0	0-0	0	0	0
K. Herndon	7	2	9	0-0	0-0	0	0	0	D. Davis	3	0	3	0-0	0-0	0	0	0
D. Spragan	7	2	9	0-0	0-0	0	0	0	T. Pryce	2	1	3	0-0	0-0	0	0	0
A. Wilson	6	1	7	0-0	0-0	0	0	0	S. Brandon	2	0	2	0-0	0-0	0	0	0
L. Walls	6	1	7	0-0	0-0	0	0	0	R. Hayward	2	0	2	0-0	0-0	0	0	0
J. Sykes	6	0	6	0-0	0-0	0	0	0	M. Pope	1	1	2	0-0	0-0	0	0	0
J. Spencer	4	0	4	0-0	0-0	0	0	0	M. Fatafehi	0	2	2	0-0	0-0	0	0	0
B. Berry	3	1	4	3-16	0-0	1	1	0	R. McNeil	1	0	1	0-0	0-0	0	0	0
N. Ferquison	3	1	4	0-0	0-0	0	0	0	<b>Team Totals</b>	<b>64</b>	<b>14</b>	<b>78</b>	<b>3-16</b>	<b>0-0</b>	<b>4</b>	<b>1</b>	<b>0</b>

## FINAL INDIVIDUAL STATISTICS

Kansas City Chiefs						Denver Broncos					
RUSHING	ATT	YDS	AVG	LG	TD	RUSHING	ATT	YDS	AVG	LG	TD
P. Holmes	12	44	3.7	7	2	C. Portis	22	218	9.9	59	5
D. Hall	2	15	7.5	11	0	R. Smith	2	32	16.0	23	0
D. Blaylock	4	3	0.8	10	0	Q. Griffin	5	10	2.0	7	0
T. Green	1	1	1.0	1	1	J. Plummer	3	10	3.3	9	0
<b>Total</b>	<b>19</b>	<b>63</b>	<b>3.3</b>	<b>11</b>	<b>3</b>	<b>Total</b>	<b>32</b>	<b>270</b>	<b>8.4</b>	<b>59</b>	<b>5</b>

PASSING	ATT	CMP	YDS	TKD/ YD	TD	LG	IN	Rtg.	PASSING	ATT	CMP	YDS	TKD/ YD	TD	LG	IN	Rtg.
T. Green	47	34	397	3/16	1	42	0	104.7	J. Plummer	29	20	238	0/0	1	30	0	105.2
Total	47	34	397	3/16	1	42	0	104.7	Total	29	20	238	0/0	1	30	0	105.2

PASS RECEIVING						PASS RECEIVING					
	NO	YDS	AVG	LG	TD		NO	YDS	AVG	LG	TD
D. Hall	11	124	11.3	34	0	R. Smith	7	85	12.1	20	0
P. Holmes	7	33	4.7	10	0	S. Sharpe	6	73	12.2	14	0
T. Gonzalez	6	73	12.2	31	0	R. Droughns	3	32	10.7	15	1
J. Morton	4	38	9.5	18	0	C. Portis	2	36	18.0	30	0
E. Kennison	3	83	27.7	42	1	A. Lelie	1	7	7.0	7	0
D. Baylock	2	25	12.5	19	0	E. McCaffrey	1	5	5.0	5	0
M. Boerigter	1	21	21.0	21	0						
Total	34	397	11.7	42	1	Total	20	238	11.9	30	1

INTERCEPTIONS	NO	YDS	AVG	LG	TD	INTERCEPTIONS	NO	YDS	AVG	LG	TD
Total	0	0	0	0	0	Total	0	0	0.0	0	0

PUNTING	NO	YDS	AVG	NET	TB	IN20	LG	PUNTING	NO	YDS	AVG	NET	TB	IN20	LG
J. Baker	3	138	46.0	46.0	0	0	53	M. Knorr	2	73	36.5	36.5	0	0	45
<b>Total</b>	<b>3</b>	<b>138</b>	<b>46.0</b>	<b>46.0</b>	<b>0</b>	<b>0</b>	<b>53</b>	<b>Total</b>	<b>2</b>	<b>73</b>	<b>36.5</b>	<b>36.5</b>	<b>0</b>	<b>0</b>	<b>45</b>

PUNT RETURNS	NO	YDS	AVG	FC	LG	TD	PUNT RETURNS	NO	YDS	AVG	FC	LG	TD
[OUT OF BOUNDS]	2	0	0.0	0	0	0	R. Smith	0	0	0.0	3	0	0
Returns	0	0	0.0	0	0	0	Returns	0	0	0.0	2	0	0

KICKOFF RETURNS	NO	YDS	AVG	FC	LG	TD	KICKOFF RETURNS	NO	YDS	AVG	FC	LG	TD
D. Hall	6	157	26.2	0	61	0	R. Droughns	3	85	28.3	0	31	0
[TOUCHBACK]	2	0	0.0	0	0	0	[TOUCHBACK]	2	0	0.0	0	0	0
Returns	6	157	26.2	0	61	0	Returns	3	85	28.3	0	31	0

Kansas City Chiefs											Denver Broncos										
FUMBLES	Fum	Lost	Own Rec.	Yds	TD	FF	Opp. Rec.	Yds	TD	Out Bnds	FUMBLES	Fum	Lost	Own Rec.	Yds	TD	FF	Opp. Rec.	Yds	TD	Out Bnds
T. Green	1	0	0	0	0	0	0	0	0	0	B. Berry	0	0	0	0	0	1	0	0	0	0
W. Shields	0	0	1	0	0	0	0	0	0	0											
Total	1	0	1	0	0	0	0	0	0	0	Total	0	0	0	0	0	1	0	0	0	0

## FINAL TEAM STATISTICS

	VISITOR CHIEFS	HOME BRONCOS
TOTAL FIRST DOWNS	28	26
By Rushing	6	11
By Passing	21	15
By Penalty	1	0
THIRD DOWN EFFICIENCY	8-13-62%	5-9-56%
FOURTH DOWN EFFICIENCY	0-2-0%	1-1-100%
TOTAL NET YARDS	444	508
Total Offensive Plays (inc. times thrown passing)	69	61
Average gain per offensive play	6.4	8.3
NET YARDS RUSHING	63	270
Total Rushing Plays	19	32
Average gain per rushing play	3.3	8.4
Tackles for a loss – number and yards	3-9	1-2
NET YARDS PASSING	381	238
Times thrown – yards lost attempting to pass	3-16	0-0
Gross yards passing	397	238
PASS ATTEMPTS-COMPLETIONS-HAD INTERCEPTED	47-34-0	29-20-0
Average gain per pass play (inc. # thrown passing)	7.6	8.2
KICKOFFS Number-In End Zone-Touchbacks	5-4-2	8-3-2
PUNTS Number and Average	3-46.0	2-36.5
Had Blocked	0	0
FGs – PATs Had Blocked	0-0	0-0
Net punting average	46.0	36.5
TOTAL RETURN YARDAGE (Not Including Kickoffs)	0	0
No. and Yards Punt Returns	0-0	0-0
No. and Yards Kickoff Returns	6-157	3-85
No. and Yards Interception Returns	0-0	0-0
PENALTIES Number and Yards	5-44	4-23
FUMBLES Number and Lost	1-0	0-0
TOUCHDOWNS	4	6
Rushing	3	5
Passing	1	1
EXTRA POINTS Made-Attempts	3-4	6-6
Kicking Made-Attempts	3-3	6-6
Passing Made-Attempts	0-1	0-1
FIELD GOALS Made-Attempts	0-0	1-1
RED ZONE EFFICIENCY	3-3-100%	3-3-100%
GOAL TO GO EFFICIENCY	3-3-100%	2-2-100%
SAFETIES	0	0
FINAL SCORE	27	45
TIME OF POSSESSION	28:24	31:36



**Weather:** Partly Cloudy, 52°, Wind S 6 mph • **Attendance:** 75,358 • **Time:** 3:25

Led by Jake Plummer, who turned in his first fourth-quarter comeback as a Bronco, Denver forced overtime to defeat Cleveland 23-20 on Jason Elam's 25-yard field goal in front of 75,358 fans at INVESCO Field at Mile High. The kick secured the win as the Broncos improved to 9-5 and strengthened their bid for a playoff spot.

It was Elam's 14th career game-winning or game-saving field goal and marked the first time in Elam's career that he sent a game to overtime, and won it in overtime with field goals. With 11 points, Jason Elam became the first player in NFL history to score 100 or more points in each of his first 11 seasons and reached 1,300 career points, the fastest in NFL history (170 games). Shannon Sharpe (8-97) also had a record day, topping the 10,000-yard plateau for his career. Clinton Portis carried the ball a career-high 38 times (second in Broncos history) for 139 yards and two touchdowns, but suffered a sprained knee and ankle in overtime.

Denver got off to an early 10-0 lead but struggled with penalties and a sputtering offense that allowed Cleveland to get back into the game. After losing the coin toss, Denver's defense forced Cleveland into a fourth-and-two on their own 38-yard line. The Broncos then snuffed Cleveland's fake punt attempt and took over on downs with great field position. Powered by Portis, Denver marched down the field and got on the scoreboard with a 1-yard touchdown run by the running back. After Cleveland's Brett Conway missed a 38-yard field goal attempt, the Broncos marched 39 yards in 11 plays to score on a 51-yard Jason Elam field goal to go up 10-0 at the end of the first quarter. Cleveland fought back in the second quarter with a 39-yard field goal and then put together a 10-play, 87-yard drive to add a touchdown just before the half to tie the game at 10.

Neither team was able to score in the third quarter as Denver's only threat was thwarted when Jake Plummer was intercepted in the end zone by Robert Griffith to end the Broncos' opening drive. Denver regained the lead early in the fourth quarter when Portis rushed for a 13-yard touchdown to put Denver up 17-10. Cleveland answered when Tim Couch found Andre' Davis on a 35-yard touchdown pass that was challenged and upheld, knotting the score at 17. Denver failed to score on its next possession and Cleveland took over with 4:15 remaining in the game on its own 28-yard line. The Browns drove to the Broncos' 30-yard line and kicked a 48-yard field goal to take its' first lead of the game with a little more than one minute remaining in the game. With no timeouts, Jake Plummer connected with Ashley Lelie three straight times; the third was a scrambling 46-yard bomb that Lelie artfully caught over his head to bring Denver to Cleveland's 17-yard line. Elam's 36-yard field goal sent the game to overtime tied at 20.

In overtime, Cleveland won the toss but couldn't capitalize as the Broncos defense did not allow any positive yardage and the Browns were forced to punt. Denver took over on its own 47-yard line and on the opening play of the drive Jake Plummer ran a 23-yard bootleg to bring the Broncos withing scoring range. Portis then rushed six consecutive times to reach the Cleveland 7-yard line but suffered his injury on the play, and Elam came on to convert a 25-yard field goal for the win.

Portis notched his sixth consecutive 100-yard game and with his effort joined Eric Dickerson and Edgerrin James as the only players in NFL history to gain 1,500-plus yards in the first two seasons of an NFL career.

**OFFICIALS**

**Referee** — Mike Carey (94); **Umpire** — Dan Ferrell (64); **Head Linesman** — John McGrath (120); **Line Judge** — Mark Periman (9); **Field Judge** — Buddy Horton (82); **Side Judge** — Tom Fincken (47); **Back Judge** — Keith Ferguson (61); **Replay** — Lawrence Hill.

**STARTING LINEUPS**

Cleveland Browns					Denver Broncos				
Offense			Defense		Offense			Defense	
WR 81	Q. Morgan		LE 78	T. Rogers	WR 80	R. Smith	LE 93	T. Pryce	
LT 79	B. Stokes		LT 94	G. Warren	LT 74	E. Salaam	LT 68	M. Fatafehi	
LG 60	S. O'Hara		RT 99	O. Royce	LG 50	B. Hamilton	RT 90	D. Holland	
C 67	M. Fowler		RE 96	K. Lang	C 66	T. Nalen	RE 92	B. Berry	
RG 66	P. Zukauskas		SLB 59	K. Bentley	RG 62	D. Neil	WLB 59	D. Spragan	
RT 72	R. Tucker		MLB 54	A. Davis	RT 78	M. Lepsis	MLB 56	A. Wilson	
TE 89	D. Sanders		WLB 52	B. Boyer	TE 84	S. Sharpe	SLB 57	J. Sykes	
WR 87	A. Davis		LCB 39	M. Lehan	WR 87	E. McCaffrey	LCB 35	L. Walls	
QB 2	T. Couch		RBC 27	R. Williams	QB 16	J. Plummer	RCB 31	K. Herndon	
RB 33	J. White		SS 24	R. Griffith	RB 26	C. Portis	SS 28	K. Kennedy	
HB 49	K. Heinrich		FS 20	E. Little	TE 89	D. Carswell	FS 25	N. Ferguson	
<b>DENVER SUBSTITUTIONS:</b> K 1 J. Elam, P/K 4 M. Knorr, WR 12 C. Adams, CB 21 S. Turner, CB 23 W. Middlebrooks, CB/WR 24 D. O'Neal, CB 33 J. Spencer, RB 34 R. Droughns, RB 38 M. Anderson, S 42 S. Brandon, CB 47 R. McNeil, LB 53 J. Rutledge, LB 55 K. Burns, G/T 65 C. Carlisle, T 71 B. Brockermeyer, DT 75 M. Pope, WR 82 A. Madise, TE/LB 83 M. Leach, WR 85 A. Lelie, TE 86 P. Hape, DE/OT 96 D. Davis, DE 98 R. Hayward. <b>DID NOT PLAY:</b> QB 13 D. Kanell. <b>INACTIVE:</b> #30B 17 J. Jackson, RB 22 Q. Griffin, S 32 C. Young, T 69 P. J. Alexander, T 72 G. Foster, G 79 S. Herndon, TE 88 J. Putzier, DT 94 L. Almanzar.									

FIELD GOALS (made (____) & missed)											
B. Conway			38WR (39) (48)			J. Elam			(51) (36) (25)		
						1			2		
						3			4		
						OT			TOTAL		
VISITOR			Cleveland Browns			0			10		
HOME			Denver Broncos			10			0		
						0			10		
						0			10		
						0			10		
						0			10		
						0			10		
						0			10		
						0			10		
						0			10		
						0			10		
						0			10		
						0			10		
						0			10		
						0			10		
						0			10		
						0			10		
						0			10		
						0			10		
						0			10		
						0			10		
						0			10		
						0			10		
						0			10		
						0			10		
						0			10		
						0			10		
						0			10		
						0			10		
						0			10		
						0			10		
						0			10		
						0			10		
						0			10		
						0			10		
						0			10		
						0			10		
						0			10		
						0			10		
						0			10		
						0			10		
						0			10		
						0			10		
						0			10		
						0			10		
						0			10		
						0			10		
						0			10		
						0			10		
						0			10		
						0			10		
						0			10		
						0			10		
						0			10		
						0			10		
						0			10		
						0			10		
						0			10		
						0			10		
						0			10		
						0			10		
						0			10		
						0			10		
						0			10		
						0			10		
						0			10		
						0			10		
						0			10		
						0			10		
						0			10		
						0			10		
						0			10		
						0			10		
						0			10		
						0			10		
						0			10		
						0			10		
						0			10		
						0			10		
						0			10		
						0			10		
						0			10		
						0			10		
						0			10		
						0			10		
						0			10		
						0			10		
						0			10		
						0			10		
						0			10		
						0			10		
						0			10		
						0			10		
						0			10		
						0			10		
						0			10		
						0			10		
						0			10		
						0			10		
						0			10		
						0			10		
						0			10		
						0			10		
						0			10		
						0			10		
						0			10		
						0			10		
						0			10		
						0			10		
						0			10		
						0			10		
						0			10		
						0			10		
						0			10		
						0			10		
						0			10		
						0			10		
						0			10		
						0			10		
						0			10		
						0			10		
						0			10		
						0			10		
						0			10		
						0			10		
</											





Weather: Indoors • Attendance: 57,149 • Time: 2:57

The Broncos clinched their first playoff birth since 2000 with a 31-17 win against Indianapolis at the RCA Dome in front of 57,149 fans. The Broncos, who bolted to 28 first-half points, dominated the game's time of possession, aided by rookie running back Quentin Griffin's 136 yards rushing on 22 carries in relief of the injured Clinton Portis. Wide receiver Ashley Lelie added 115 yards receiving and quarterback Jake Plummer threw for 238 yards as the offense racked up 465 total yards, including 227 on the ground.

Denver got off to a frightening start when Plummer threw an interception that was returned 31 yards for a touchdown on the team's opening drive. On their next drive, however, the Broncos quickly got back on track after Plummer hit Lelie for a 60-yard pass on Denver's first play, and five plays later, scored on a 2-yard Mike Anderson touchdown run to tie the game at seven. After forcing the Colts to go three-and-out, Denver took over on its own 43-yard line and drove 57-yards, scoring on Plummer's 6-yard quarterback draw, and taking a 14-7 lead.

When Indianapolis tied the game at 14 early in the second quarter on a 16-yard run by Edgerrin James, the rest of the half belonged to the Broncos, as Denver added two touchdowns. The first capped a 12-play, 81-yard drive that consumed almost eight minutes and was culminated by a 1-yard Plummer run. The second touchdown—set up by Griffin's 22-yard run down to the Colts' 16-yard line—came after Plummer floated a 15-yard touchdown pass to Rod Smith, giving Denver a 28-14 lead. The Colts added a 40-yard Mike Vanderjagt field goal late in half, and Denver led 28-17 going into the locker room at the half.

In the second half, Denver's defense took control and held the Colts without a score. The Broncos held the Colts to just 98 second-half yards, including just 20 on the ground. Denver added a field goal late in the fourth quarter bringing its lead to 31-17.

A huge key for the Broncos was their domination in time of possession. Denver held the ball for a team-record 44:58 minutes and limited the Colts to just 15:02. Denver also doubled Indianapolis in total yards, outgaining the Colts 465 to 183.

The playoff berth—Denver's first since 2000—is the fifth by the Broncos in Head Coach Mike Shanahan's tenure (1995-present).

## OFFICIALS

Referee — Jeff Triplette (42); Umpire — Scott Dawson (70); Head Linesman — Tom Stabile (24); Line Judge — Jeff Seeman (45); Field Judge — Duke Carroll (11); Side Judge — Greg Meyer (78); Back Judge — Richard Reels (83); Replay — Dale Hamer.

## STARTING LINEUPS

Denver Broncos					Indianapolis Colts						
Offense			Defense		Offense			Defense			
WR	80	R. Smith	LE	93	T. Pryce	WR	87	R. Wayne	LE	79	R. Brock
LT	74	E. Salaam	LT	68	M. Fatafehi	LT	78	T. Glenn	LT	75	L. Triplett
LG	50	B. Hamilton	RT	90	D. Holland	LG	64	R. DeMulling	RT	90	M. Reagor
C	66	T. Nalen	RE	92	B. Berry	C	63	J. Saturday	RE	93	D. Freeney
RG	65	C. Carlisle	WLB	59	D. Spragan	RG	74	S. Sciuolo	SLB	53	M. Washington
TE	78	M. Lepsis	MLB	56	A. Wilson	RT	71	R. Diem	MLB	94	R. Morris
RT	84	S. Sharpe	SLB	33	J. Spencer	TE	81	M. Pollard	WLB	50	D. Thornton
RB	34	R. Droughns	LCB	35	L. Walls	WR	88	M. Harrison	LCB	21	W. Harris
QB	16	J. Plummer	RCB	31	K. Herndon	QB	18	P. Manning	RCB	27	D. Macklin
RB	38	M. Anderson	SS	28	K. Kennedy	RB	32	E. James	SS	20	M. Doss
TE	89	D. Carswell	FS	25	N. Ferguson	WR	83	B. Stokley	FS	30	D. Strickland

**DENVER SUBSTITUTIONS:** K 1 J. Elam, P/K 4 M. Knorr, WR 12 C. Adams, CB 21 S. Turner, RB 22 Q. Griffin, CB 23 W. Middlebrooks, CB/WR 24 D. O'Neal, S 42 S. Brandon, S 42 S. Brandon, CB 47 R. McNeil, LB 53 J. Rutledge, LB 55 K. Burns, LB 57 J. Sykes, T 71 B. Brockermeyer, DT 75 M. Pope, WR 82 A. Madise, TE/LS 83 M. Leach, WR 85 A. Lelie, TE 86 P. Hape, WR 87 E. McCaffrey, DE 98 R. Hayward. **DID NOT PLAY:** QB 13 D. Kanell, G 79 S. Herndon, DT 96 D. Davis. **INACTIVE:** #3 QB 17 J. Jackson, RB 26 C. Portis, S 32 C. Young, G 62 D. Neil, T 69 P. Alexander, T 72 G. Foster, TE 88 J. Putzier, DT 94 L. Almanzar.

FIELD GOALS (made (___) & missed)					(40)				
J. Elam	(24)				M. Vanderjagt				
		1	2	3	4	OT	TOTAL		
VISITOR	Denver Broncos	14	14	0	3	—	31		
HOME	Indianapolis Colts	7	10	0	0	—	17		

Team	Qtr	Clock Time	PLAY DESCRIPTION (Extra Point) (Drive Info)	SCORE	
				Visitor	Home
COLTS	1	12:59	G. Brackett 31 yd. interception return (M. Vanderjagt kick)	0	7
BRONCOS	1	9:55	M. Anderson 2 yd. run (J. Elam kick) (6-75, 3:04)	7	7
BRONCOS	1	2:06	J. Plummer 6 yd. run (J. Elam kick) (8-57, 5:44)	14	7
COLTS	2	14:10	E. James 16 yd. run (M Vanderjagt kick) (6-57, 2:56)	14	14
BRONCOS	2	6:20	J. Plummer 1 yd. run (J. Elam kick) (12-81, 7:50)	21	14
BRONCOS	2	1:11	R. Smith 15 yd. pass from J. Plummer (J. Elam kick) (7-67, 3:58)	28	14
COLTS	2	0:04	M. Vanderjagt 40 yd. Field Goal (7-45, 1:07)	28	17
BRONCOS	4	4:26	J. Elam 24 yd. Field Goal (15-82, 9:34)	31	17

## FINAL BRONCOS DEFENSIVE STATISTICS

(Based on coaches' film review)

Player	UT	A	TT	S-yds	I-yds	PD	FF	FR	Player	UT	A	TT	S-yds	I-yds	PD	FF	FR
L. Walls	6	0	6	0-0	0-0	2	0	0	A. Wilson	2	0	2	0-0	0-0	0	0	0
D. Spragan	5	1	6	0-0	0-0	0	0	0	S. Brandon	1	0	1	0-0	0-0	0	0	0
B. Berry	3	1	4	-5-4.5	0-0	1	2	0	J. Sykes	1	0	1	0-0	0-0	0	0	0
K. Kennedy	3	1	4	0-0	0-0	2	0	0	J. Spencer	0	1	1	0-0	0-0	0	0	0
N. Ferguson	3	0	3	0-0	0-0	1	0	0	D. Holland	0	0	0	0-0	0-0	0	0	0
T. Pryce	3	0	3	1.5-5.5	0-0	0	0	0	R. McNeal	0	0	0	0-0	0-0	0	0	0
M. Fatafehi	2	1	3	0-0	0-0	1	0	0	W. Middlebrooks	0	0	0	0-0	0-0	0	0	0
K. Herndon	2	1	3	0-0	0-0	0	0	0	M. Pope	0	0	0	0-0	0-0	0	0	0
R. Hayward	2	0	2	0-0	0-0	0	0	0	<b>Team Totals</b>	<b>33</b>	<b>6</b>	<b>39</b>	<b>2-10</b>	<b>0-0</b>	<b>7</b>	<b>2</b>	<b>0</b>

## FINAL INDIVIDUAL STATISTICS

Denver Broncos											Indianapolis Colts															
RUSHING	ATT	YDS	AVG	LG	TD	RUSHING	ATT	YDS	AVG	LG	TD	RUSHING	ATT	YDS	AVG	LG	TD	RUSHING	ATT	YDS	AVG	LG	TD			
Q. Griffin	28	136	4.9	22	0	E. James	10	42	4.2	16	1	P. Manning	2	5	2.5	5	0	M. Harrison	6	85	14.2	63	0			
M. Anderson	19	56	2.9	8	1	P. Manning						M. Pollard	4	55	13.8	27	0	M. Pollard	4	55	13.8	27	0			
J. Plummer	6	22	3.7	7	2							B. Stokley	1	5	5.0	5	0	B. Stokley	1	5	5.0	5	0			
R. Smith	1	13	13.0	13	0							D. Rhodes	1	1	1.0	1	0	D. Rhodes	1	1	1.0	1	0			
Total	54	227	4.2	22	3	Total	12	47	3.9	16	1	Total	23	12	146	2/10	0	Total	23	12	146	2/10	0			
PASSING	ATT	CMP	YDS	YD	TD	LG	IN	Rtg.	PASSING	ATT	CMP	YDS	YD	TD	LG	IN	Rtg.	PASSING	ATT	CMP	YDS	YD	TD	LG	IN	Rtg.
J. Plummer	17	14	238	0/0	1	60	1	113.8	P. Manning	23	12	146	2/10	0	63	0	72.0	J. Plummer	17	14	238	0/0	1	60	1	113.8
Total	17	14	238	0/0	1	60	1	113.8	Total	23	12	146	2/10	0	63	0	72.0	Total	17	14	238	0/0	1	60	1	113.8
PASS RECEIVING	NO	YDS	AVG	LG	TD	PASS RECEIVING	NO	YDS	AVG	LG	TD	PASS RECEIVING	NO	YDS	AVG	LG	TD	PASS RECEIVING	NO	YDS	AVG	LG	TD			
A. Lelie	5	115	23.0	60	0	M. Harrison	6	85	14.2	63	0	M. Harrison	6	85	14.2	63	0	M. Harrison	6	85	14.2	63	0			
R. Smith	4	42	10.5	15	1	M. Pollard	4	55	13.8	27	0	M. Pollard	4	55	13.8	27	0	M. Pollard	4	55	13.8	27	0			
S. Sharpe	2	30	15.0	26	0	B. Stokley	1	5	5.0	5	0	B. Stokley	1	5	5.0	5	0	B. Stokley	1	5	5.0	5	0			
S. Griffin	1	24	24.0	24	0	D. Rhodes	1	1	1.0	1	0	D. Rhodes	1	1	1.0	1	0	D. Rhodes	1	1	1.0	1	0			
E. McCaffrey	1	23	23.0	23	0																					
M. Anderson	1	4	4.0	4	0																					
Total	14	238	17.0	60	1	Total	12	146	12.2	63	0	Total	12	146	12.2	63	0	Total	12	146	12.2	63	0			
INTERCEPTIONS	NO	YDS	AVG	LG	TD	INTERCEPTIONS	NO	YDS	AVG	LG	TD	INTERCEPTIONS	NO	YDS	AVG	LG	TD	INTERCEPTIONS	NO	YDS	AVG	LG	TD			
	0	0	0.0	0	0	G. Brackett	1	31	31.0	31	1	G. Brackett	1	31	31.0	31	1	G. Brackett	1	31	31.0	31	1			
Total	0	0	0.0	0	0	Total	1	31	31.0	31	1	Total	1	31	31.0	31	1	Total	1	31	31.0	31	1			
PUNTING	NO	YDS	AVG	NET	TB	IN20	LG	PUNTING	NO	YDS	AVG	NET	TB	IN20	LG	PUNTING	NO	YDS	AVG	NET	TB	IN20	LG			
M. Knorr	1	34	34.0	34.0	0	1	34	H. Smith	4	164	41.0	28.6	0	1	54	H. Smith	4	164	41.0	28.6	0	1	54			
								[BLOCKED]	1	0	0.0	0.0	0	0	0	[BLOCKED]	1	0	0.0	0.0	0	0	0			
Total	1	34	34.0	34.0	0	1	34	Total	5	164	32.8	28.6	0	1	54	Total	5	164	32.8	28.6	0	1	54			
PUNT RETURNS	NO	YDS	AVG	FC	LG	TD	PUNT RETURNS	NO	YDS	AVG	FC	LG	TD	PUNT RETURNS	NO	YDS	AVG	FC	LG	TD						
D. O'Neal	2	21	10.5	2	12	0	D. O'Neal	1	0	0.0	0	0	0	0	0	D. O'Neal	1	0	0.0	0	0	0	0			
Returns	2	21	10.5	2	12	0	Returns	0	0	0.0	0	0	0	0	0	Returns	0	0	0.0	0	0	0	0			
KICKOFF RETURNS	NO	YDS	AVG	FC	LG	TD	KICKOFF RETURNS	NO	YDS	AVG	FC	LG	TD	KICKOFF RETURNS	NO	YDS	AVG	FC	LG	TD						
D. O'Neal	3	54	18.0	0	21	0	D. Rhodes	6	169	28.2	0	39	0	0	D. Rhodes	6	169	28.2	0	39	0					
A. Madise	1	16	16.0	0	16	0	Returns	6	169	28.2	0	39	0	Returns	6	169	28.2	0	39	0						
Returns	4	70	17.5	0	21	0																				

Denver Broncos														Indianapolis Colts													
FUMBLES	Fum	Lost	Own Rec.	Yds	TD	FF	Opp. Rec.	Yds	TD	Out Bnds	FUMBLES	Fum	Lost	Own Rec.	Yds	TD	FF	Opp. Rec.	Yds	TD	Out Bnds						
Q. Griffin	1	0	1	0	0	0	0	0	0	0	P. Manning	3	0	1	-1	0	0	0	0	0	1						
M. Anderson	1	0	0	0	0	0	0	0	0	0	R. DeMulling	0	0	1	0	0	0	0	0	0							
T. Pryce	1	0	0	0	0	0	0	0	0	0	M. Doss	0	0	0	0	1	0	0	0	0							
D. Spragan	0	0	1	9	0	0	0	0	0	0	D. Freeneey	0	0	0	0	1	0	0	0	0							
E. Saliam	0	0	1	0	0	0	0	0	0	0																	
B. Berry	0	0	0	0	0	2	0	0	0	0																	
Total	3	0	3	9	0	2	0	0	0	0	Total	3	0	2	-1	0	2	0	0	0	1						

Denver Broncos												Indianapolis Colts											
FUMBLES	Fum	Lost	Own Rec.	Yds	TD	FF	Rec.	Yds	TD	Out Bnds	FUMBLES	Fum	Lost	Own Rec.	Yds	TD	FF	Rec.	Yds	TD	Out Bnds		
Q. Griffin	1	0	1	0	0	0	0	0	0	0	P. Manning	3	0	1	-1	0	0	0	0	0	1		
M. Anderson	1	0	0	0	0	0	0	0	0	0	R. DeMulling	0	0	1	0	0	0	0	0	0	0		
T. Pryce	1	0	0	0	0	0	0	0	0	0	M. Doss	0	0	0	0	0	1	0	0	0	0		
D. Spragan	0	0	1	9	0	0	0	0	0	0	D. Freeney	0	0	0	0	0	1	0	0	0	0		
E. Salaam	0	0	1	0	0	0	0	0	0	0													
B. Berry	0	0	0	0	0	2	0	0	0	0													
Total	3	0	3	9	0	2	0	0	0	0	Total	3	0	2	-1	0	2	0	0	0	1		



**Weather:** Mostly Cloudy, 45°, Wind S 15 mph • **Attendance:** 70,299 • **Time:** 2:54

With a wild card berth solidified after Denver's win at Indianapolis last week, the Broncos opted to rest few key players and as a result suffered a 31-3 loss to the Green Bay Packers in front of 70,299 fans at Lambeau Field in Green Bay, Wis. Among the inactives for Denver were quarterback Jake Plummer, wide receiver Rod Smith, tight end Shannon Sharpe and running back Clinton Portis.

Green Bay found the end zone first, scoring on the game's opening drive. Linebacker Jashon Sykes deflected Brett Favre's pass and the ball floated into the hands of Bubba Franks for a 2-yard touchdown. Toward the end of the second quarter, the Packers drove deep into Broncos territory and threatened to score another touchdown, but defensive end Reggie Hayward's sack of Brett Favre on third down forced Green Bay to settle for a 33-yard Ryan Longwell field goal. Denver made one last attempt to get on the scoreboard late in the second quarter, but Green Bay's defense stopped the Broncos when it intercepted a last-second bomb, giving Green Bay a 10-0 lead.

A 27-yard punt return by Deltha O'Neal gave Denver its best field position of the game at Green Bay's 48-yard line midway through the third quarter, and the Broncos capitalized with a 31-yard field goal from Jason Elam. On the Packers' next series, however, offense got rolling paced by Ahman Green's 47-yard run to Denver's 7-yard line. Two plays later, Green scored on a 2-yard touchdown, increasing Green Bay's lead to 17-3. Wide receiver Adrian Madise found a hole in the Packers' special teams coverage and returned the kickoff 83 yards to Green Bay's 12-yard line. Facing 4th-and-goal from the 2-yard line, Danny Kanell's pass intended for Charlie Adams fell incomplete and the Packers took over on downs. On the next play, Green broke free and ran 98-yards for a touchdown to put Green Bay ahead 24-3. Green's run from scrimmage was the longest play from scrimmage (run or pass) against Denver in franchise history. After the ensuing kickoff return was fumbled by Madise, the Packers recovered it in the end zone and took a 31-3 lead.

The Broncos finished in second place in the AFC West with a 10-6 record, earning a Wild Card berth—the team's first trip to the playoffs since 2000. On the year, Denver's rushing attack posted, broke or neared a few franchise records, including setting the record for yards rushing (2,629) in a season, finishing second all-time in yards per carry (4.84) and third in attempts (543). Additionally, the offensive line—anchored by center Tom Nalen, who earned his fifth-career Pro Bowl berth—finished tied for fourth in franchise history for fewest sacks allowed (25).

**OFFICIALS****Referee** — Bill Carollo (63); **Umpire** — Tony Michalek (115); **Head Linesman** — Steve Steljes (22); **Line Judge** — Ben Montgomery (117);**Field Judge** — Steve Zimmer (33); **Side Judge** — John Parry (132); **Back Judge** — Bob Waggoner (25); **Replay** — Rex Stuart.**STARTING LINEUPS**

Denver Broncos					Green Bay Packers						
Offense			Defense		Offense			Defense			
WR	85	A. Lelie	LE	93	T. Pryce	WR	80	D. Driver	DE	74	A. Kampman
LT	74	E. Salaam	LT	68	M. Fatafehi	LT	76	C. Clifton	DT	75	G. Jackson
LG	50	B. Hamilton	RT	90	D. Holland	LG	68	M. Wahle	DT	97	C. Hunt
C	66	T. Nalen	RE	92	B. Berry	C	58	M. Flanagan	DE	94	K. Gbaja-Biamila
RG	65	C. Carlisle	WLB	59	D. Spragan	RG	62	M. Rivera	MLB	56	N. Barnett
RT	78	M. Lepsis	MLB	56	A. Wilson	RT	65	M. Tauscher	WLB	59	N. Diggs
TE	89	D. Carswell	SLB	57	J. Sykes	TE	88	B. Franks	SLB	50	H. Navies
WR	87	E. McCaffrey	LCB	35	L. Walls	WR	84	J. Walker	LCB	27	M. Hawthorne
QB	17	J. Jackson	RCB	33	J. Spencer	QB	4	B. Favre	FS	42	D. Sharper
RB	22	Q. Griffin	SS	28	K. Kennedy	RB	30	A. Green	SS	20	M. Anderson
FB	38	M. Anderson	FS	42	S. Brandon	FB	33	W. Henderson	RCB	31	A. Harris

**DENVER SUBSTITUTIONS:** K 1 J. Elam, P/K 4 M. Knorr, WR 12 C. Adams, QB 13 D. Kanell, WR 14 N. Jackson, CB 21 S. Turner, CB 23 W. Middlebrooks, CB/WR 24 D. O'Neal, S 32 C. Young, RB 37 C. Sapp, CB 47 R. McNeil, LB 53 J. Rutledge, LB 55 K. Burns, T 71 B. Brockeremeyer, T 72 G. Foster, DT 75 M. Pope, G 79 S. Herndon, WR 82 A. Madise, TE/LS 83 M. Leach, TE 86 P. Hape, TE 88 J. Putzier, DT 96 D. Davis, DE 98 R. Hayward.  
**DID NOT PLAY:** None. **INACTIVE:** RB 26 C. Portis, CB 31 K. Herndon, RB 34 R. Droughns, G 62 D. Neil, T 69 P. J. Alexander, WR 80 R. Smith, TE 84 S. Sharpe, #3 QB J. Plummer.

FIELD GOALS (made (____) & missed)									
J. Elam		(31)		Longwell		(33) 40 WR			
				1	2	3	4	OT	TOTAL
VISITOR		Denver Broncos		0	0	3	0	—	3
HOME		Green Bay Packers		7	3	7	14	—	31
Team		Qtr	Clock Time	PLAY DESCRIPTION (Extra Point) (Drive Info)				SCORE	
								Visitor	Home
PACKERS		1	8:49	B. Franks 2 yd. pass from B. Favre (R. Longwell kick) (12-80, 6:11)				0	7
PACKERS		2	4:43	R. Longwell 33 yd. Field Goal (10-32, 5:25)				0	10
BRONCOS		3	4:03	J. Elam 31 yd. Field Goal (8-35, 4:06)				3	10
PACKERS		3	1:40	A. Green 2 yd. run (R. Longwell kick) (4-69, 2:25)				3	17
PACKERS		4	13:18	A. Green 98 yd. run (R. Longwell kick) (1-98, 0:13)				3	24
PACKERS		4	13:10	M. Wilkins fumble recovery in the end zone (R. Longwell kick)				3	31


**FINAL BRONCOS DEFENSIVE STATISTICS***(Based on coaches' film review)*

Player	UT	A	TT	S-yds	I-yds	PD	FF	FR	Player	UT	A	TT	S-yds	I-yds	PD	FF	FR
J. Sykes	8	1	9	0-0	0-0	0	0	0	T. Pryce	2	2	4	0-0	0-0	0	0	0
S. Brandon	6	1	7	0-0	1-0	1	0	0	M. Pope	3	0	3	1-14	0-0	0	0	0
K. Kennedy	6	1	7	0-0	0-0	2	0	0	K. Burns	1	0	1	0-0	0-0	0	0	0
D. Spragan	5	2	7	0-0	0-0	0	0	0	D. Holland	1	0	1	0-0	0-0	0	0	0
R. Hayward	5	1	6	1-0	0-0	1	0	0	W. Middlebrooks	1	0	1	0-0	0-0	0	0	0
B. Berry	2	4	6	0-0	0-0	0	0	0	C. Young	1	0	1	0-0	0-0	0	0	0
L. Walls	4	0	4	0-0	0-0	0	0	0	J. Rutledge	0	1	1	0-0	0-0	0	0	0
M. Fatafehi	3	1	4	0-0	0-0	0	0	0	R. McNeil	0	0	0	0-0	0-0	0	0	0
A. Wilson	3	1	4	0-0	0-0	0	0	0	J. Spencer	0	0	0	0-0	0-0	0	0	0









## BRONCOS BREAKDOWN BY POSITION

Players listed alphabetically

## OFFENSE

**QUARTERBACK**

Danny Kanell  
*Matt Mauck*  
 Jake Plummer  
 Mike Quinn  
*Bradlee Van Pelt*

**RUNNING BACK**

Mike Anderson  
*Santonio Beard*  
*Tatum Bell*  
 Reuben Droughns  
 Ahmaad Galloway  
 Quentin Griffin  
 Garrison Hearst  
 Kyle Johnson  
*Brandon Miree*  
 Cecil Sapp

**WIDE RECEIVER**

Charlie Adams  
*Romar Crenshaw*  
 Atnaf Harris  
 Nate Jackson  
 Willie Jackson  
 MarTay Jenkins  
*B.J. Johnson*  
 Ashley Lelie  
*Triandos Luke*  
 Adrian Madise  
 Rod Smith  
*Darius Watts*

**TIGHT END**

Byron Chamberlain  
 Patrick Hape  
 Mike Leach  
 Jeb Putzier  
 O.J. Santiago  
 Jed Weaver

**GUARD**

P.J. Alexander  
 Cooper Carlisle  
 Ben Hamilton  
*Tyler Lenda*  
 Dan Neil  
*Shannon Snell*

**CENTER**

Tom Nalen  
*Josh Sewell*  
*Chris Watton*

**TACKLE**

Dwayne Carswell  
 Cooper Carlisle  
*Tyson Clabo*  
 George Foster  
 Cornell Green  
 Matt Lepsis  
 Jamain Stephens

## DEFENSE

**DEFENSIVE END**

*Randy Garner*  
 Reggie Hayward  
 Raylee Johnson  
 Bryant McNeal  
 Clint Mitchell  
 Trevor Pryce

**DEFENSIVE TACKLE**

Luis Almanzar  
 Dorsett Davis  
 Nick Eason  
 Luther Ellis  
 Mario Fatafehi  
 Darius Holland  
 Brandon Kennedy  
 Thomas Pittman  
 Monsanto Pope

**SAFETY**

Sam Brandon  
 Nick Ferguson  
 Ron Israel  
 Jarious Jackson  
 Kenoy Kennedy  
 John Lynch  
 Chris Young

**LINEBACKER**

*Charles Burton*  
 Patrick Chukwurah  
*Louis Green*  
 John Mobley  
 Terry Pierce  
 Johnny Rutledge  
 Donnie Spragan  
 Jashon Sykes  
*D.J. Williams*  
 Al Wilson

**CORNERBACK**

*Roc Alexander*  
 Champ Bailey  
 Kelly Herndon  
*Jeremy LeSueur*  
 Willie Middlebrooks  
*Jeff Shoate*  
 Jimmy Spencer  
 Reggie Stephens  
 Scott Turner  
 Lenny Walls

## SPECIAL TEAMS

**PUNTER**

Hayden Epstein  
 Micah Knorr

**PLACE KICKER**

Jason Elam  
 Hayden Epstein

**SNAPPER (PUNTS)**

Mike Leach  
 Matt Lepsis  
 Patrick Hape  
 Jed Weaver

**SNAPPER (KICKS)**

Ben Hamilton  
 Mike Leach  
 Matt Lepsis  
 Tom Nalen

**HOLDER**

Danny Kanell  
 Micah Knorr

**KICKOFF RETURNS**

Reuben Droughns  
 Quentin Griffin  
 Adrian Madise  
 Cecil Sapp

**PUNT RETURNS**

Charlie Adams  
 Ashley Lelie  
 Rod Smith

*Rookies and first-year free agents in italics*  
 Players may be listed at more than one position  
 Position assignments are tentative as of June 14, 2004

## PRONUNCIATION GUIDE

Patrick Chukwurah (chuk-WER-uh)  
 Tyson Clabo (CLAY-bo)  
 Reuben Droughns (DRONES)  
 Jason Elam (EE-lum)

Mario Fatafehi (fa-ta-FAY-hee)  
 Atnaf Harris (AT-not)  
 Micah Knorr (MY-ka NOR)  
 Ashley Lelie (lu-LEE)

Jeremy LeSueur (luh-SER)  
 Triandos Luke (tree-AN-dus)  
 Adrian Madise (ma-DEESE)  
 Brandon Miree (my-REE)

Jeb Putzier [POOT (like "foot")-zee-air]  
 Jeff Shoate (SHOTE)  
 Donnie Spragan (SPRAY-gan)  
 Jashon Sykes (JAY-shon)



# DENVER BRONCOS 2004 VETERAN ROSTER (AS OF JUNE 14, 2004)

No.	Player	Pos.	Ht.	Wt.	Birthdate	NFL Exp.	College	High School Hometown	How Acq.	'03 Games/Starts	Numerical Roster
12	Adams, Charlie	WR	6-2	190	10/23/79	2	Hotstra	Camp Hill, Pa.	CFA-02	4-0-0-0	Jason Elam
69	Alexander, P.J.	G	6-4	297	12/23/78	2	Syracuse	Tallahassee, Fla.	FA-03	0-0-0-13*	Micah Knorr
76	Almanzar, Luis	DT	6-3	295	12/15/76	2	SW Missouri State	Jersey City, N.J.	FA-03	0-0-0-4	Hayden Epstein
24	Anderson, Mike	RB	6-0	230	9/21/73	6	Utah	Winnaboro, S.C.	D6-00	12-5-0-0	Mike Quinn
38	Bailey, Champ	CB	6-0	192	6/22/78	5	Georgia	Folkston, Ga.	T(Was)-04	16-0-0-0*	Charlie Adams
42	Brandon, Sam	S	6-2	200	7/5/79	3	UNLV	Riverside, Calif.	D4-02	16-10-0-0	Danny Kanel
65	Carlsle, Cooper	G/T	6-5	295	8/11/77	5	Florida	McComb, Miss.	D4b-00	16-2-0-0	Nate Jackson
77	Carlsle, Dwayne	T	6-3	260	1/18/72	11	Liberty	Jacksonville, Fla.	GFA-94	16-10-0-0	MarJay Jenkins
49	Chamberlain, Byron	TE	6-1	250	10/17/71	10	Wayne State	Fort Worth, Texas	FA-04	4-1-0-7*	Jake Plummer
55	Chukwurah, Patrick	LB	6-1	250	3/1/79	4	Wyoming	Irvine, Texas	FA-04	0-0-0-1	Ahtai Harris
96	Davis, Dorsett	DT	6-5	305	1/24/79	3	Mississippi State	Cleveland, Miss.	D3-02	14-0-1-1	Garrison Hearst
34	Droughns, Reuben	RB	5-11	207	8/21/78	5	Oregon	Anaheim, Calif.	FA-02	15-4-0-1	Scott Turner
97	Eason, Nick	DT	6-3	301	5/29/80	2	Clemson	Lyons, Ga.	D4b-03	0-0-0-0	Quentin Griffin
1	Elam, Jason	K	5-11	200	3/8/70	12	Hawaii	Ft. Walton Beach, Fla.	D3b-93	16-0-0-0	Willie Middlebrooks
94	Ellis, Luther	DT	6-5	318	3/22/73	10	Utah	Mancos, Colo.	FA-04	5-0-0-2*	Champ Bailey
6	Epstein, Hayden	P	6-2	206	11/16/80	2	Michigan	San Diego, Calif.	FA-04	0-0-0-0	Nick Ferguson
68	Fatafeh, Mario	DT	6-2	300	1/27/79	4	Kansas State	Honolulu, Hawaii	FA-03	16-9-0-0	Ahmaad Galloway
25	Ferguson, Nick	S	5-11	201	11/27/74	5	Georgia Tech	Miami, Fla.	FA-03	15-10-0-0	Kenny Kennedy
72	Foster, George	T	6-5	338	6/9/80	2	Georgia	Macon, Ga.	D7b-03	0-0-0-15	Reggie Stephens
27	Galloway, Ahmaad	RB	5-11	223	3/10/80	2	Alabama	Millington, Tenn.	D1-03	1-0-0-0	Kelly Herndon
74	Green, Cornell	T	6-6	315	8/25/76	5	Central Florida	St. Petersburg, Fla.	UFA(TB)-04	8-5-1-7*	Chris Young
22	Griffin, Quentin	RB	5-7	195	1/12/81	2	Oklahoma	Houston, Texas	D4a-03	10-1-1-5	Jimmy Spencer
50	Hamilton, Ben	G/C	6-4	283	8/18/77	4	Minnesota	Minneapolis, Minn.	D4a-01	16-16-0-0	Reuben Droughns
86	Hape, Patrick	TE	6-4	262	6/6/74	8	Alabama	Killen, Ala.	UFA(TB)-01	16-0-0-0	Lenny Walls
19	Harris, Ahtai	WR	6-1	182	2/27/79	2	Cal State-Northridge	Fresno, Calif.	FA-03	0-0-0-0	Ron Israel
98	Hayward, Reggie	DE	6-5	270	3/14/79	4	Iowa State	Dolton, Ill.	D3-01	16-2-0-0	Cecil Sapp
20	Hearst, Garrison	RB	5-11	215	1/4/71	12	Georgia	Lincolnton, Ga.	FA-04	12-12-0-4*	Mike Anderson
31	Herndon, Kelly	CB	5-10	180	11/3/76	3	Toledo	Twinsburg, Ohio	FA-01	15-11-0-1	Kyle Johnson
90	Holland, Darius	DT	6-5	330	11/10/73	9	Colorado	Las Cruces, N.M.	FA-03	16-14-0-0	Jarious Jackson
36	Israel, Ron	S	6-0	204	1/5/78	2	Notre Dame	Haddon Heights, N.J.	FA-04	0-0-0-0	Sam Brandon
41	Jackson, Jarious	S	6-0	228	5/3/77	5	Notre Dame	Tupelo, Miss.	T(SF)-03	1-1-2-6	O.J. Santiago
14	Jackson, Nate	WR	6-3	223	6/4/79	2	Menlo	San Jose, Calif.	FA-04	0-0-0-0	John Lynch
81	Jackson, Willie	WR	6-1	212	8/16/71	10	Florida	Gainesville, Fla.	FA-04	0-0-0-0	Byron Chamberlain
15	Jenkins, MarJay	WR	6-0	206	2/28/75	5	Nebraska-Omaha	Des Moines, Iowa	FA-04	0-0-0-0	Ben Hamilton

No.	Player	Pos.	Ht.	Wt.	Birthdate	NFL Exp.	College	High School Hometown	How Acq.	'03 Games/Starts	Numerical Roster
39	Johnson, Kyle	FB	6-0	242	12/15/78	2	Syracuse	Woodbridge, N.J.	FA-03	0-0-0-0	John Mobley
99	Johnson, Raylee	DE	6-3	272	6/1/70	12	Arkansas	Fordyce, Ark.	FA-04	9-1-0-2*	Johnny Rutledge
13	Kanell, Danny	QB	6-3	218	11/21/73	7	Florida State	Fort Lauderdale, Fla.	FA-03	5-2-5-4	Patrick Chukwurah
28	Kennedy, Kenoy	S	6-1	215	11/15/77	5	Arkansas	Terrell, Texas	D2b-00	13-12-0-3	Al Wilson
4	Knorr, Micah	P/K	6-2	199	1/9/75	5	Utah State	Orange, Calif.	FA-02	16-0-0-0	Jashon Sykes
83	Leach, Mike	TE/L	6-2	245	10/18/76	5	William & Mary	Jefferson Township, N.J.	FA-02	16-0-0-0	Terry Pierce
85	Lelie, Ashley	WR	6-3	200	2/16/80	3	Hawaii	Honolulu, Hawaii	D1-02	16-10-0-0	Donnie Spragan
78	Lepsis, Matt	T	6-4	290	1/13/74	8	Colorado	Conroe, Texas	GFA-97	16-16-0-0	Dan Nell
47	Lynch, John	S	6-2	220	9/25/71	12	Stanford	Del Mar, Calif.	FA-04	14-14-0-2*	Jamain Stephens
82	Madise, Adrian	WR	5-11	215	3/23/80	2	TCU	Lancaster, Texas	D5b-03	11-0-1-4	Cooper Carlisle
91	McNeal, Bryant	DE	6-4	248	7/13/79	2	Clemson	Swansea, S.C.	D4c-03	0-0-0-7	Tom Nalen
23	Middlebrooks, Willie	CB	6-1	200	2/12/79	4	Minnesota	Homestead, Fla.	D1-01	16-0-0-0	Mario Fatafeh
95	Mitchell, Clint	DE	6-6	257	9/21/80	2	Florida	Clearwater, Fla.	D7a-03	0-0-0-0	P.J. Alexander
51	Mobley, John	LB	6-1	236	10/10/73	9	Kutztown	Chester, Pa.	D7a-03	8-7-0-1	George Foster
66	Nalen, Tom	C	6-3	286	5/13/71	11	Boston College	Foxboro, Mass.	D7c-94	16-16-0-0	Connell Green
62	Neil, Dan	G	6-2	285	10/21/73	8	Texas	Cypress Creek, Tex.	D7b-02	16-5-0-0	Matt Lepsis
58	Pierce, Terry	LB	6-1	251	6/21/81	2	Kansas State	Fort Worth, Texas	D2-03	14-14-0-2	Rod Smith
16	Plummer, Jake	QB	6-2	212	12/19/74	8	Arizona State	Boise, Idaho	UFA(Ari)-03	11-11-1-4	Dwayne Carswell
75	Pope, Monsanto	DT	6-3	300	1/27/78	3	Virginia	Hopewell, Va.	D7b-02	16-5-0-0	Matt Lepsis
93	Poyce, Trevor	DE	6-5	295	8/3/75	8	Clemson	Winter Park, Fla.	D1-97	16-16-0-0	Rod Smith
88	Putzier, Jeb	TE	6-4	256	1/20/79	3	Boise State	Eagle, Idaho	D6-02	4-0-3-9	Willie Jackson
54	Rutledge, Johnny	QB	6-4	216	4/15/74	7	Stephen F. Austin	Houston, Texas	UFA(Hou)-04	0-0-0-4	Adrian Madise
46	Santiago, O.J.	TE	6-7	265	3/4/74	7	Kent State	Bella Glade, Fla.	FA-03	6-0-0-1	Mike Leach
37	Sapp, Cecil	RB	5-11	229	12/23/78	2	Colorado State	Toronto, Ontario	UFA(Oak)-04	12-7-0-4	Ashley Lelie
80	Smith, Rod	WR	6-0	200	5/15/70	10	Missouri Southern	Miami, Fla.	CFA-03	1-0-0-0	Patrick Hape
33	Spencer, Jimmy	CB	5-9	188	3/29/69	13	Florida	Texarkana, Ark.	CFA-94	15-15-0-1	Jed Weaver
59	Spragan, Donnie	LB	6-3	239	7/12/76	3	Stanford	Belle Glade, Fla.	FA-00	16-2-0-0	Jeb Putzier
63	Stephens, Jamain	T	6-6	374	1/9/74	8	North Carolina A&T	Union City, Calif.	FA-01	16-8-0-0	Darius Holland
29	Stephens, Reggie	CB	5-9	200	2/21/75	4	Rutgers	Santa Cruz, Calif.	FA-04	0-0-2-0*	Bryant McNeal
57	Sykes, Jashon	LB	6-2	236	9/25/79	2	Colorado	Los Angeles, Calif.	CFA-02	16-8-0-0	Trevor Pryce
21	Turner, Scott	CB	5-10	190	2/26/72	9	Illinois	Richardson, Texas	FA-03	9-0-0-1	Clint Mitchell
35	Walls, Lenny	CB	6-4	192	9/26/79	3	Boston College	San Francisco, Calif.	CFA-02	16-16-0-0	Dorsett Davis
87	Weaver, Jed	TE	6-4	258	8/11/76	6	Oregon	Redmond, Ore.	UFA(SF)-04	16-15-0-0*	Nick Eason
56	Wilson, Al	LB	6-0	240	6/21/77	6	Tennessee	Jackson, Tenn.	D1-99	16-16-0-0	Reggie Hayward
32	Young, Chris	S	6-0	210	1/23/80	2	Georgia Tech	Senolia, Ga.	D7a-02	11-0-0-5	Raylee Johnson

**KEY:** D - draft; FA - free agent; CFA - college free agent; UFA - unrestricted free agent; T - trade

†—at the end of '03 games/starts column indicates: Alexander was with New Orleans, and inactive, Weeks 1-4. Bailey was with Washington, Chamberlain was with Washington, Elliss was with Detroit, Green was with Tampa Bay, Hearst was with San Francisco, Johnson was with San Diego, Quinn was with Tampa Bay, Lynch was with Houston, Stephens was with N.Y. Giants, Weaver was with San Francisco.



# DENVER BRONCOS 2004 ROOKIE & FIRST-YEAR ROSTER

No.	Name	Pos.	Ht.	Wt.	Birthdate	Exp.	College	High School	Hometown	How Acq.	Numerical Roster
45	Alexander, Roc	CB	5-10	186	9/23/81	R	Washington	Colorado Springs, Colo.	CFA-04		2 B.J. Johnson.....WR
30	Beard, Santonio	RB	6-0	224	2/14/80	1	Alabama	Nashville, Tenn.	FA-04		3 Romar Crenshaw.....WR
26	Bell, Tatum	RB	5-11	213	3/2/81	1	Oklahoma State	Dallas, Texas	D2a-04		8 Matt Mauck.....CB
50	Burton, Charles	LB	6-1	240	5/6/79	1	Syracuse	Austin, Texas	FA-04		9 Bradlee Van Pelt.....CB
70	Clabo, Tyson	G	6-6	314	10/17/81	R	Wake Forest	Knoxville, Tenn.	CFA-04		10 Triandos Luke.....WR
3	Crenshaw, Romar	WR	6-0	185	9/22/80	R	SE Oklahoma State	Broken Bow, Okla.	CFA-04		17 Darius Watts.....WR
61	Garner, Randy	DE	6-4	285	11/28/77	1	Arkansas	Atlanta, Texas	FA-04		26 Tatum Bell.....RB
53	Green, Louis	LB	6-3	228	9/23/79	1	Alcorn State	Vicksburg, Miss.	FA-03		30 Santonio Beard.....RB
2	Johnson, B.J.	WR	5-11	207	8/4/82	R	Texas	Grand Prairie, Texas	CFA-04		40 Jeff Shoate.....CB
73	Kennedy, Brandon	DT	5-10	315	10/20/81	R	North Texas	Terrell, Texas	CFA-04		43 Jeremy LeSueur.....CB
64	Lenda, Tyler	G	6-2	289	9/4/79	1	Penn State	Harrisburg, Pa.	FA-04		45 Roc Alexander.....CB
43	LeSueur, Jeremy	CB	6-0	197	10/5/80	R	Michigan	Holly Springs, Miss.	D3-04		48 Brandon Miree.....RB
10	Luke, Triandos	WR	5-10	189	12/24/81	R	Alabama	Phenix City, Ala.	D6a-04		50 Charles Burton.....LB
8	Mauck, Matt	QB	6-1	213	2/12/79	R	Louisiana State	Jasper, Ind.	D7a-04		52 D.J. Williams.....LB
48	Miree, Brandon	RB	5-11	237	4/14/81	R	Pittsburgh	Cincinnati, Ohio	D7b-04		53 Louis Green.....LB
60	Pittman, Thomas	DT	6-4	295	11/2/79	1	Florida	Garyville, La.	FA-04		60 Thomas Pittman.....DT
79	Sewell, Josh	C/G	6-2	300	7/26/81	R	Nebraska	Lincoln, Neb.	D6b-04		61 Randy Garner.....DE
40	Shoate, Jeff	CB	5-10	189	3/23/81	R	San Diego State	San Diego, Calif.	D5-04		64 Tyler Lenda.....G
71	Snell, Shannon	G	6-2	310	4/27/82	R	Florida	Tampa, Fla.	CFA-04		67 Chris Watton.....G/C
9	Van Pelt, Bradlee	QB	6-2	231	7/3/80	R	Colorado State	Santa Barbara, Calif.	D7c-04		70 Tyson Clabo.....G
67	Watton, Chris	G/C	6-3	305	10/6/77	1	Baylor	Stoux Falls, S.D.	FA-03		71 Shannon Snell.....G
17	Watts, Darius	WR	6-2	188	12/19/81	R	Marshall	Atlanta, Ga.	D2b-04		73 Brandon Kennedy.....DT
52	Williams, D.J.	LB	6-1	242	7/20/82	R	Miami	Pittsburg, Calif.	D1-04		79 Josh Sewell.....C/G

The term NFL ROOKIE is defined as a player who is in his first season of professional football and has not been on the roster of another professional football team for any regular-season or postseason games. A ROOKIE is designated by an "R" on NFL rosters. Players who have been active in another professional league or players who have NFL experience, including their preseason training camp or being on an Active List or Inactive List, or on Reserve/Physically Unable to Perform for fewer than six regular season games, are termed NFL First-Year Players. An NFL First-Year Player is designated by a "1" on NFL rosters. Thereafter, a player is credited with an additional year of experience for each season in which he accumulates six games on the Active List or Inactive List, or on Reserve/Injured or Reserve/Physically Unable to Perform.

# BRONCOS TRANSACTIONS (JUNE 2003-JUNE 2004)

BY DATE		
6/23/03	Signed CB Jermaine Chatman Signed T Freddie Moore Claimed T Trohn Carswell off waivers (Car.)	9/10/03 Waived CB Brandon Williams from practice squad Signed FB Kyle Johnson to practice squad
6/24/03	Waived CB Jeff Harris	9/17/03 Waived CB Roosevelt Williams Waived FB Kyle Johnson from practice squad
7/8/03	Signed RB Antwon McCray	Waived DT Russell Newman from reserve/injured list
7/21/03	Signed DE Clint Mitchell (draft choice)	Signed QB Danny Kanell
7/23/03	Signed C Ben Claxton (draft choice) Signed DT Nick Eason (draft choice) Signed DE Bryant McNeal (draft choice) Signed T George Foster (draft choice)	Signed CB Brandon Williams to practice squad S Lee Flowers removed from reserve/suspended list (roster exemption)
7/24/03	Signed RB Ahmad Galloway (draft choice) Signed RB Quentin Griffin (draft choice) Signed WR Damon Hodge Signed DE Aaron Hunt (draft choice) Signed LB Terry Pierce (draft choice) Waived RB Terrell Davis	10/6/03 Waived S Lee Flowers 10/14/03 Placed LB Ian Gold on reserve/injured list (right knee) Signed CB Scott Turner Waived CB Brandon Williams from practice squad Signed FB Kyle Johnson to practice squad
7/28/03	Signed DT Mario Fatafehi Signed DT Darius Holland Waived RB KaRon Coleman Waived CB Sam Young	10/21/03 Placed QB Steve Beuerlein on reserve/injured list (right little finger) Signed G/T P.J. Alexander
7/31/03	Placed DT Russell Newman on reserve/injured list (left shoulder)	10/22/03 Placed DE Bryant McNeal on reserve/injured list (lower back) Signed QB Jarious Jackson
8/1/03	Signed T Blake Brockermeyer	11/6/03 Placed LB John Mobley on reserve/injured list (neck)
8/5/03	Signed CB Ben Kelly Waived WR Darcey Levy	11/11/03 RB Mike Anderson reserve/suspended list Signed CB Ryan McNeil
8/12/03	Acquired WR Nate Jackson from San Francisco in exchange for a 2004 conditional draft choice	Signed C Blaine Saipaia to practice squad Waived G/C Chris Watton from practice squad
8/21/03	Waived T Trohn Carswell Waived CB Corey Chamblin Waived T Freddie Moore	11/12/03 Signed LB Johnny Rutledge 11/18/03 Placed LB Terry Pierce on reserve/injured list (left pectoral)
8/22/03	Traded P Mat McBriar to Seattle in exchange for a conditional draft pick in 2004	Waived FB Kyle Johnson from practice squad Signed LB Louis Green from practice squad
8/25/03	Placed RB Ahmad Galloway on reserve/injured list (left knee)	11/20/03 Suspended DT Daryl Gardener for one game for conduct detrimental to the team
8/26/03	Traded DT Lional Dalton to Washington in exchange for a conditional 2004 draft pick Waived T Mark Baniewicz Waived G Ben Claxton (non-football injury) Waived FB Kyle Johnson Waived CB Ben Kelly Waived G Tyler Lenda Waived TE Arther Love Waived FB Antwon McCray Waived LB Quincy Stewart Waived S Bobby Walker Waived CB Brandon Williams	11/25/03 Suspended DT Daryl Gardener for two games for conduct detrimental to the team 11/26/03 Signed DT Luis Almanzar Waived C Blaine Saipaia from practice squad Signed G/C Chris Watton to practice squad 12/5/03 Placed WR Chris Cole on reserve/injured list (shoulder/ribs) Signed WR Charlie Adams from practice squad 12/9/03 Placed DT Daryl Gardener on reserve/non-football illness list
8/29/03	Placed DT Nick Eason on reserve/injured list (Achilles)	12/10/03 Signed WR Atnaf Harris to practice squad 12/24/03 Placed S Nick Ferguson on reserve/injured list (forearm)
8/31/02	Signed G Tyler Lenda Waived WR Charlie Adams Waived CB Jermaine Chatman Waived T Ed Ellis Waived DE Devon Finn Waived LB Louis Green Waived WR Herb Haygood Waived DE Aaron Hunt Waived G Heath Irwin Waived QB Jarious Jackson Waived FB Marlon Jackson Waived WR Nate Jackson Waived G Tyler Lenda Waived WR Frank Rice Waived QB Nick Rolovich Waived RB Cecil Sapp Waived G/C Chris Watton Placed DE Clint Mitchell on reserve/injured list (right thumb)	Signed LB Patrick Chukwurah Waived LB Louis Green from practice squad Signed FB Kyle Johnson to practice squad 12/26/03 Waived DT Luis Almanzar Waived LB Patrick Chukwurah Signed WR Nate Jackson off the practice squad Signed RB Cecil Sapp off the practice squad 12/29/03 Signed DT Luis Almanzar to practice squad Signed LB Louis Green to practice squad 12/30/03 Signed WR MarTay Jenkins to future contract Signed DT Thomas Pittman to future contract Signed QB Tory Woodbury to future contract 12/31/03 Signed G Calvin Collins to future contract Signed S Ron Israel to future contract Signed T Jamain Stephens to future contract Signed WR Atnaf Harris to future contract 1/6/04 Signed DT Luis Almanzar to future contract 1/7/04 Signed LB Patrick Chukwurah to future contract 2/9/04 Signed RB Santonio Beard 2/17/04 Signed P Hayden Epstein 2/24/04 Re-signed LB Al Wilson 3/2/04 Placed WR Ed McCaffrey on reserve/retired list Waived T Ephraim Salaam
9/1/03	S Lee Flowers placed on reserve/suspended list Claimed CB Roosevelt Williams off waivers (Chi.) Waived QB Danny Kanell Signed WR Charlie Adams to practice squad Signed WR Nate Jackson to practice squad Signed RB Cecil Sapp to practice squad Signed G/C Chris Watton to practice squad Signed CB Brandon Williams to practice squad	3/4/04 Acquired CB Champ Bailey and a 2004 second-round (41st overall) draft choice from Washington in exchange for RB Clinton Portis 3/10/04 Signed QB Mike Quinn (UFA-Houston) Re-signed CB Scott Turner (UFA) 3/11/04 Signed DE Marco Coleman (UFA-Philadelphia) Re-signed TE Mike Leach



## BRONCOS TRANSACTIONS (JUNE 2003-JUNE 2004), CONT.

3/12/04 Signed WR Willie Jackson  
3/15/04 Re-signed CB Jimmy Spencer (UFA)  
Signed CB Reggie Stephens  
3/19/04 Re-signed RB Reuben Droughns (UFA)  
Signed TE Jed Weaver (UFA-San Francisco)  
3/22/04 Signed DE Raylee Johnson  
3/23/04 Signed S John Lynch  
3/24/04 Signed DT Luther Elliss  
3/25/04 Signed RB Garrison Hearst  
3/26/04 Signed T Cornell Green (UFA-Tampa Bay)  
4/9/04 Traded CB Deltha O'Neal, a 2004 first round (24th overall) pick and a 2004 fourth round (117th overall) pick to Cincinnati in exchange for a 2004 first round (17th overall) selection  
4/15/04 Re-signed TE Patrick Hape (UFA)  
Signed TE O.J. Santiago (UFA-Oakland)  
4/26/04 Waived QB Tory Woodbury  
4/28/04 Signed G Tyson Clabo (rookie free agent)  
5/3/04 Signed CB Roc Alexander (rookie free agent)  
Signed WR Romar Crenshaw (rookie free agent)  
5/7/04 Signed WR B.J. Johnson (rookie free agent)  
Signed DT Brandon Kennedy (rookie free agent)  
Signed G Shannon Snell (rookie free agent)  
5/10/04 Waived QB Steve Beuerlein  
5/11/04 Signed LB Johnny Rutledge  
5/14/04 Signed TE Byron Chamberlain  
6/2/04 Waived DT Daryl Gardener  
6/9/04 Waived G Calvin Collins  
6/14/04 Signed LB Charles Burton  
Signed DE Randy Garner  
Signed G Tyler Lenda

### BY PLAYER

**ALEXANDER, P.J.—G/T**

10/21/03 Signed

**ALEXANDER, Roc—CB**

5/3/04 Signed (rookie free agent)

**ALMANZAR, Luis—DT**

11/26/03 Signed

12/26/03 Waived

12/29/03 Signed to practice squad

1/7/04 Signed to future contract

**ADAMS, Charlie—WR**

12/31/02 Signed to future contract

8/31/03 Waived

9/1/03 Signed to practice squad

12/5/03 Signed from practice squad

**ANDERSON, Mike—RB**

11/11/03 Placed on reserve/suspended list by NFL

**BAILEY, Champ—CB**

3/4/04 Acquired from Washington with a 2004 second-round (41st overall) draft choice for RB Clinton Portis

**BANIEWICZ, Mark—T**

8/26/03 Waived

**BEARD, Antonio—RB**

2/9/04 Signed

**BEUERLEIN, Steve—QB**

10/21/03 Placed on reserve/injured list (right little finger)

5/10/04 Waived

**BROCKERMAYER, Blake—T**

8/1/03 Signed

**BURTON, Charles—LB**

6/14/04 Signed

**CARSWELL, Trohn—T**

6/23/03 Claimed off Waivers (Carolina)

8/21/03 Waived

**CHAMBERLIN, Byron—TE**

5/14/04 Signed

**CHAMBLIN, Corey—CB**

8/21/03 Waived

**CHATMAN, Jermaine—CB**

6/23/03 Signed

8/31/03 Waived

**CHUKWURAH, Patrick—LB**

12/24/03 Signed

12/26/03 Waived

1/13/04 Signed to future contract

**CLABO, Tyson—G**

4/28/04 Signed (rookie free agent)

**CLAXTON, Ben—C**

7/23/03 Signed (5th-round draft choice)

8/26/03 Waived (non-football injury)

**COLE, Chris—WR**

12/5/03 Placed on reserve/injured list (shoulder/ribs)

**COLEMAN, KaRon—RB**

7/28/03 Waived

**COLEMAN, Marco—DE**

3/11/04 Signed (UFA-Philadelphia)

**COLLINS, Calvin—G**

12/31/03 Signed to future contract

6/9/04 Waived

**CRENSHAW, Romar—WR**

5/3/04 Signed (rookie free agent)

**DALTON, Lionel—DT**

8/26/03 Traded to Washington in exchange for a conditional draft pick in 2004

**DAVIS, Terrell—RB**

7/24/03 Waived

**DROUGHNS, Reuben—RB**

3/19/04 Re-signed (UFA)

**EASON, Nick—DT**

7/23/03 Signed (4th-round draft choice)

8/29/03 Placed on reserve/injured list (Achilles)

**ELLIS, Ed—T**

8/31/03 Waived

**ELLISS, Luther—DT**

3/24/04 Signed

**EPSTEIN, Hayden—P**

2/17/04 Signed

**FATAFEHI, Mario—DT**

7/28/03 Signed

**FERGUSON, Nick—S**

12/24/03 Placed on reserve/injured list (forearm)

**FINN, Devon—DE**

8/31/03 Waived

**FLOWERS, Lee—S**

8/31/03 Placed on reserve/suspended list by NFL

9/29/03 Removed from reserve/suspended list (roster exemption)

10/6/03 Waived

**FOSTER, George—T**

7/24/03 Signed (1st-round draft choice)

**GALLOWAY, Ahmad—RB**

7/24/03 Signed (7th-round draft choice)

8/25/03 Placed on reserve/injured list (left knee)

**GARDENER, Daryl—DT**

11/20/03 Suspended one game for conduct detrimental to the team

11/25/03 Suspended two games for conduct detrimental to the team

12/9/03 Placed on reserve/non-football illness list

6/2/04 Waived

**GARNER, Randy—DE**

6/14/04 Signed

**GOLD, Ian—LB**

10/14/03 Placed on reserve/injured list (right knee)

**GREEN, Cornell—T**

3/26/04 Signed (UFA-Tampa Bay)

**GREEN, Louis—LB**

8/31/03 Waived

11/19/03 Signed to practice squad

12/24/03 Waived from practice squad

12/29/03 Signed to practice squad

**GRIFFIN, Quentin—RB**

7/24/03 Signed (4th-round draft choice)

**HAPE, Patrick—TE**

4/15/04 Re-signed (UFA)

**HARRIS, Alnaf—WR**

1/6/04 Signed to future contract

**HARRIS, Jeff—CB**

6/24/03 Waived

**HAYGOOD, Herb—WR**

8/31/03 Waived

**HEARST, Garrison—RB**

3/25/04 Signed

**HODGE, Damon—WR**

7/24/03 Signed

**HOLLAND, Darius—DT**

7/28/03 Signed

**HUNT, Aaron—DE**

7/24/03 Signed (6th-round draft choice)

8/31/03 Waived

**IRWIN, Heath—G**

8/31/03 Waived

**ISRAEL, Ron—S**

12/31/03 Signed to future contract

**JACKSON, Jarious—QB**

8/31/03 Waived

10/22/03 Signed

**JACKSON, Marlion—RB**

8/31/03 Waived

**JACKSON, Nate—WR**

8/12/03 Acquired from San Francisco for a 2004 conditional draft choice

8/31/03 Waived

9/1/03 Signed to practice squad

12/26/03 Signed

**JACKSON, Willie—WR**

3/12/04 Signed

**JENKINS, MarTay—WR**

12/30/03 Signed to future contract

**JOHNSON, B.J.—WR**

5/7/04 Signed (rookie free agent)

**JOHNSON, Kyle—FB**

8/26/03 Waived

9/10/03 Signed to practice squad

9/17/03 Waived from practice squad

10/14/03 Signed to practice squad

11/18/03 Waived from practice squad

12/24/03 Signed to practice squad

**JOHNSON, Raylee—DE**

3/22/04 Signed

**KANELL, Danny—QB**

9/1/03 Waived

9/17/03 Signed

**KELLY, Ben—CB**

8/5/03 Signed

8/26/03 Waived

**KENNEDY, Brandon—DT**

5/7/04 Signed (rookie free agent)

**LEACH, Mike—TE**

3/11/04 Re-signed

**LENDA, Tyler—G**

8/26/03 Waived

8/29/03 Signed

8/31/03 Waived

6/14/04 Signed

**LEVY, Darcey—WR**

8/5/03 Waived

**LOVE, Arther—TE**

8/26/03 Waived

**LYNCH, John—S**

3/23/04 Signed

**McBRIAR, Mat—P**

8/22/03 Traded to Seattle in exchange for a conditional draft pick in 2004

**McCAFFREY, Ed—WR**

3/2/04 Placed on reserve/retired list

**McCRAV, Antwon—RB**

7/8/03 Signed

8/26/03 Waived

**McNEAL, Bryant—DE**

7/23/03 Signed (4th-round draft choice)

10/22/03 Placed on reserve/injured list (lower back)

**McNEIL, Ryan—CB**

11/11/03 Signed

**MITCHELL, Clint—DE**

7/21/03 Signed (7th-round draft choice)

8/31/03 Placed on reserve/injured list (right thumb)

**MOBLEY, John—LB**

11/6/03 Placed on reserve/injured list (neck)

**MOORE, Freddie—T**

6/23/03 Signed

8/21/03 Waived

**NEWMAN, Russell—DT**

7/31/03 Placed on reserve/injured list (left shoulder)

9/17/03 Waived from reserve/injured list

**O'NEAL, Deltha—CB**

4/9/04 Traded to Cincinnati along with a 2004 first round (24th overall) pick and a 2004 fourth round (117th overall) pick, in exchange for the Bengals 2004 first round (17th overall) choice

**PIERCE, Terry—LB**

7/24/03 Signed (2nd-round draft choice)

11/18/03 Placed on reserve/injured list (left pectoral)

**PITTMAN, Kavika—DE**

2/25/03 Waived

**PITTMAN, Thomas—DT**

12/30/03 Signed to future contract

**PORTIS, Clinton—RB**

3/4/04 Traded to Washington for CB Champ Bailey and a 2004 second-round (41st overall) draft choice

**QUINN, Mike—QB**

3/10/04 Signed (UFA-Houston)

**RICE, Frank—WR**

8/31/03 Waived

**ROLOVICH, Nick—QB**

8/31/03 Waived

**RUTLEDGE, Johnny—LB**

11/12/03 Signed

5/11/04 Re-signed

**SAIPAIA, Blaine—C**

11/11/03 Signed to practice squad

11/26/03 Waived from practice squad

**SALAAM, Ephraim—T**

3/2/04 Waived

**SANTIAGO, O.J.—TE**

4/15/04 Signed (UFA-Oakland)

**SAPP, Cecil—RB**

8/31/03 Waived

9/1/03 Signed to practice squad

12/26/03 Signed

**SNELL, Shannon—G**

5/7/04 Signed (rookie free agent)

**SPENCER, Jimmy—CB**

3/15/04 Re-signed (UFA)

**STEPHENS, Jamain—T**

12/31/03 Signed to future contract

**STEPHENS, Reggie—CB**

3/15/04 Signed

**STEWART, Quincy—LB**

8/26/03 Waived

**TURNER, Scott—CB**

10/14/03 Signed

3/10/04 Re-signed (UFA)

**WALKER, Bobby—S**



## HOW THE BRONCOS ARE BUILT

YEAR	DRAFT	TRADES	FREE AGENTS/WAIVERS
<b>1993</b> 9-7 3rd AFC West	K Jason Elam (3b)		
<b>1994</b> 7-9 4th AFC West	C Tom Nalen (7c)		TE Dwayne Carswell* WR Rod Smith*
<b>1995</b> 8-8 4th AFC West			
<b>1996</b> 13-3 1st AFC West	LB John Mobley (1) (IR)		
<b>1997</b> 12-4 2nd AFC West World Champions	DT Trevor Pryce (1) C/G Dan Neil (3)		T Matt Lepsis*
<b>1998</b> 14-2 1st AFC West World Champions			
<b>1999</b> 6-10 5th AFC West	LB Al Wilson (1)		
<b>2000</b> 11-5 2nd AFC West	S Kenoy Kennedy (2b) G/T Cooper Carlisle (4b) RB Mike Anderson (6)		CB Jimmy Spencer***
<b>2001</b> 8-8 3rd AFC West	CB Willie Middlebrooks (1) DE Reggie Hayward (3) C Ben Hamilton (4a)		TE Patrick Hape*** CB Kelly Herndon** LB Donnie Spragan**
<b>2002</b> 9-7 2nd AFC West	WR Ashley Lelie (1) DT Dorsett Davis (3) S Sam Brandon (4) TE Jeb Putzier (6) S Chris Young (7a) DT Monsanto Pope (7b)		WR Charlie Adams* RB Reuben Droughns** FB Kyle Johnson** (PS) P/K Micah Knorr** TE/LS Mike Leach** LB Jashon Sykes* CB Lenny Walls* C/G Chris Watton** (PS)
<b>2003</b> 10-6 2nd AFC West	T George Foster (1) LB Terry Pierce (2) (IR) RB Quentin Griffin (4a) DT Nick Eason (4b) (IR) DE Bryant McNeal (4c) (IR) WR Adrian Madise (5b) DE Clint Mitchell (7a) (IR) RB Ahmaad Galloway (7b) (IR)	WR Nate Jackson** (S.F.)	G/T P.J. Alexander** DT Luis Almanzar** (PS) DT Mario Fatafeh** S Nick Ferguson*** (IR) LB Louis Green** (PS) WR Atnaf Harris** (PS) DT Darius Holland** QB Jarious Jackson** (D7a-2000) QB Danny Kanell** QB Jake Plummer*** LB Johnny Rutledge** RB Cecil Sapp* CB Scott Turner**
<b>2004</b>	LB DJ. Williams (1) RB Tatum Bell (2a) WR Darius Watts (2b) CB Jeremy LeSueur (3) CB Jeff Shoete (5) WR Triandos Luke (6a) C/G Josh Sewell (6b) QB Matt Mauck (7a) RB Brandon Milree (7b) QB Bradlee Van Pelt (7c)	CB Champ Bailey** (Was)	CB Roc Alexander* LB Charles Burton** RB Santonio Beard** TE Byron Chamberlain** (D7b-1995) LB Patrick Chukwurah** G Tyson Clabo* WR Romar Orenshaw* DT Luther Elliss* P Haydee Epstein** DE Randy Garner** T Cornell Green*** (UFA-T.B.) RB Garrison Hearst** S Ron Israel** WR Willie Jackson** WR MarTay Jenkins** WR B.J. Johnson* DE Raylee Johnson** DT Brandon Kennedy* G Tyler Lenda** S John Lynch** QB Mike Quinn*** (UFA-Houston) DT Thomas Pittman** TE O.J. Santiago*** (UFA-Oakland) G Shannon Snell* T Jamain Stephens** CB Reggie Stephens** TE Jed Weaver*** (UFA-S.F.)

Number in parenthesis after draft choice indicates the round in which the player was taken.

\* – indicates player was a rookie free agent when he joined the Broncos.

\*\* – indicates player was an NFL veteran or had been in other camps before joining the Broncos.


\*\*\* – indicates player was an unrestricted free agent who had not been released by previous team.

PS – indicates player was on Practice Squad at end of '03 season.

IR – indicates player was on Injured Reserve at end of '03 season.

PUP – indicates player is on Physically Unable to Perform List.

NFI – indicates player is on Reserve/Non-Football Injury List.





## ALL-TIME GAME RESULTS

(Sunday afternoon games, unless otherwise indicated)

### 1960

HEAD COACH: Frank Filchock

#### PRESEASON (0-5)

Aug 5	4,706	6-43	L	Boston Patriots	Providence, R.I.	Friday night
Aug 13	6,200	14-31	L	Buffalo Bills	Rochester, New York	Saturday night
Aug 20	19,500	3-42	L	Houston Oilers	Jeppesen Stadium	Saturday night
Aug 27	5,500	0-48	L	Dallas Texans	Little Rock, Arkansas	Saturday night
Sep 3	21,516	30-36	L	Los Angeles Chargers	Los Angeles Coliseum	Saturday night
	57,422	53-192				

#### REGULAR SEASON (4-9-1) (4th AFL West)

Sep 9	21,597	13-10	W	Boston Patriots	Boston Univ. Field	Friday night
Sep 18	15,229	27-21	W	Buffalo Bills	War Memorial Stadium	
Sep 23	20,462	24-28	L	New York Titans	Polo Grounds	Friday night
Oct 2	18,372	31-14	W	Oakland Raiders	Bears Stadium	
Oct 16	19,141	19-23	L	Los Angeles Chargers	Bears Stadium	
Oct 23	12,683	31-24	W	Boston Patriots	Bears Stadium	
Oct 30	13,002	14-17	L	Dallas Texans	Bears Stadium	
Nov 6	14,489	25-45	L	Houston Oilers	Bears Stadium	
Nov 13	21,000	7-34	L	Dallas Texans	Cotton Bowl	
Nov 20	20,778	10-20	L	Houston Oilers	Jeppesen Stadium	
Nov 27	7,785	38-38	T	Buffalo Bills	Bears Stadium	
Dec 4	5,861	27-30	L	New York Titans	Bears Stadium	
Dec 10	9,928	33-41	L	Los Angeles Chargers	Los Angeles Coliseum	Saturday
Dec 17	7,000	10-48	L	Oakland Raiders	Candlestick Park	Saturday
	207,327	309-393		(Bye Oct 9)		

### 1961

HEAD COACH: Frank Filchock

#### PRESEASON (1-4)

Aug 12	10,000	13-31	L	Dallas Texans	Midland, Texas	Saturday night
Aug 19	6,500	48-21	W	Oakland Raiders	Spokane, Washington	Saturday night
Aug 25	21,710	27-29	L	Dallas Texans	Fort Worth, Texas	Friday night
Sep 1	10,087	10-42	L	Houston Oilers	Mobile, Alabama	Friday night
Sep 4	6,300	12-49	L	Oakland Raiders	Candlestick Park	Monday
	54,597	110-172				

#### REGULAR SEASON (3-11) (3rd AFL West)

Sep 10	16,636	22-10	W	Buffalo Bills	War Memorial Stadium	
Sep 16	14,479	17-45	L	Boston Patriots	Boston Univ. Field	Saturday night
Sep 24	14,381	28-35	L	New York Titans	Polo Grounds	
Oct 1	8,361	19-33	L	Oakland Raiders	Candlestick Park	
Oct 8	14,500	12-19	L	Dallas Texans	Bears Stadium	
Oct 15	11,129	27-24	W	Oakland Raiders	Bears Stadium	
Oct 22	12,508	27-10	W	New York Titans	Bears Stadium	
Oct 29	32,584	0-37	L	San Diego Chargers	Balboa Stadium	
Nov 5	11,564	14-55	L	Houston Oilers	Bears Stadium	
Nov 12	7,859	16-19	L	San Diego Chargers	Bears Stadium	
Nov 19	7,645	10-23	L	Buffalo Bills	Bears Stadium	
Nov 26	27,874	14-45	L	Houston Oilers	Jeppesen Stadium	
Dec 3	9,303	24-28	L	Boston Patriots	Bears Stadium	
Dec 10	8,000	21-49	L	Dallas Texans	Cotton Bowl	
	196,823	251-432		(Bye Dec 17)		

### 1962

HEAD COACH: Jack Faulkner

#### PRESEASON (2-2)

Aug 10	11,500	17-33	L	Houston Oilers	Atlanta, Ga.	Friday night
Aug 18	19,168	24-31	L	San Diego Chargers	Balboa Stadium	Saturday night
Aug 24	18,000	27-24	W	Dallas Texans	Fort Worth, Texas	Friday night
Aug 31	5,000	41-12	W	Oakland Raiders	Stockton, Calif.	Friday night
	53,668	109-100				

#### REGULAR SEASON (7-7) (2nd AFL West)

Sep 7	28,000	30-21	W	San Diego Chargers	Univ. of Denver Stadium	Friday night
Sep 15	30,577	23-20	W	Buffalo Bills	War Memorial Stadium	Saturday night
Sep 21	21,038	16-41	L	Boston Patriots	Boston Univ. Field	Friday night
Sep 30	17,213	32-10	W	New York Titans	Polo Grounds	
Oct 5	22,452	44-7	W	Oakland Raiders	Bears Stadium	Friday night
Oct 14	7,000	23-6	W	Oakland Raiders	Frank Youell Field	
Oct 21	34,496	20-10	W	Houston Oilers	Bears Stadium	
Oct 28	26,051	38-45	L	Buffalo Bills	Bears Stadium	

Nov 4	20,827	23-20	W	San Diego Chargers	Balboa Stadium	
Nov 11	28,187	29-33	L	Boston Patriots	Bears Stadium	
Nov 18	23,523	3-24	L	Dallas Texans	Bears Stadium	
Nov 22	15,776	45-46	L	New York Titans	Bears Stadium	Thursday
Dec 2	30,650	17-34	L	Houston Oilers	Jeppesen Stadium	
Dec 9	19,137	10-17	L	Dallas Texans	Cotton Bowl	
	324,927	353-334		(Bye Dec 16)		

### 1963

HEAD COACH: Jack Faulkner

#### PRESEASON (2-3)

Aug 3	11,445	27-10	W	Houston Oilers	Univ. of Denver Stadium	Saturday night
Aug 11	9,655	19-35	L	Oakland Raiders	Frank Youell Field	Sunday
Aug 17	11,135	31-25	W	San Diego Chargers	Univ. of Denver Stadium	Saturday night
Aug 23	6,865	16-30	L	Kansas City Chiefs	Municipal Stadium	Friday night
Aug 31	7,000	14-21	L	Buffalo Bills	Winston-Salem, N.C.	Saturday night
	46,100	107-121				

#### REGULAR SEASON (2-11-1) (4th AFL West)

Sep 7	21,115	7-59	L	Kansas City Chiefs	Univ. of Denver Stadium	Saturday night
Sep 14	23,147	14-20	L	Houston Oilers	Jeppesen Stadium	Saturday night
Sep 29	18,636	14-10	W	Boston Patriots	Bears Stadium	
Oct 6	18,428	50-34	W	San Diego Chargers	Bears Stadium	
Oct 13	24,087	24-33	L	Houston Oilers	Bears Stadium	
Oct 18	25,418	21-40	L	Boston Patriots	Fenway Park	Friday night
Oct 26	20,377	35-35	T	New York Jets	Polo Grounds	Saturday night
Nov 3	19,424	28-30	L	Buffalo Bills	Bears Stadium	
Nov 9	30,989	17-27	L	Buffalo Bills	War Memorial Stadium	Saturday night
Nov 17	14,247	9-14	L	New York Jets	Bears Stadium	
Nov 28	14,763	10-26	L	Oakland Raiders	Bears Stadium	Thursday
Dec 8	17,443	21-52	L	Kansas City Chiefs	Municipal Stadium	
Dec 15	15,223	31-35	L	Oakland Raiders	Frank Youell Field	
Dec 22	31,312	20-58	L	San Diego Chargers	Balboa Stadium	
	298,213	301-473		(Bye Sep 22)		

### 1964

HEAD COACH: Jack Faulkner (4 games) & Mac Speedie (10 games)

#### PRESEASON (2-3)

Aug 8	26,293	20-34	L	San Diego Chargers	Balboa Stadium	Saturday night
Aug 14	13,545	7-20	L	Oakland Raiders	Bears Stadium	Friday night
Aug 20	32,127	32-20	W	Houston Oilers	Jeppesen Stadium	Thursday night
Aug 28	19,500	10-14	L	Kansas City Chiefs	Fort Worth, Texas	Friday night
Sep 5	20,568	27-17	W	Boston Patriots	Univ. of Denver Stadium	Saturday night
	112,033	96-105				

#### REGULAR SEASON (2-11-1) (4th AFL West)

Sep 12	45,665	6-30	L	New York Jets	Shea Stadium	Saturday night
Sep 20	28,501	13-30	L	Buffalo Bills	War Memorial Stadium	
Sep 27	22,651	17-38	L	Houston Oilers	Bears Stadium	
Oct 4	15,485	10-39	L	Boston Patriots	Bears Stadium	
— Jack Faulkner out, Mac Speedie in as head coach —						
Oct 11	16,285	33-27	W	Kansas City Chiefs	Bears Stadium	
Oct 18	23,332	14-42	L	San Diego Chargers	Balboa Stadium	
Oct 25	17,858	7-40	L	Oakland Raiders	Frank Youell Field	
Nov 1	15,053	39-49	L	Kansas City Chiefs	Municipal Stadium	
Nov 8	19,670	20-31	L	San Diego Chargers	Bears Stadium	
Nov 15	11,309	20-16	W	New York Jets	Bears Stadium	
Nov 20	24,979	7-12	L	Boston Patriots	Fenway Park	Friday night
Nov 29	15,958	20-20	T	Oakland Raiders	Bears Stadium	
Dec 13	14,431	19-30	L	Buffalo Bills	Bears Stadium	
Dec 20	15,839	15-34	L	Houston Oilers	Jeppesen Stadium	
	285,003	240-438		(Bye Dec 6)		

### 1965

HEAD COACH: Mac Speedie

#### PRESEASON (1-4)

Aug 7	17,707	24-30	L	Kansas City Chiefs	Univ. of Denver Stadium	Saturday night
Aug 14	18,000	27-17	W	Oakland Raiders	Salt Lake City, Utah	Saturday night
Aug 21	18,913	6-21	L	San Diego Chargers	Univ. of Denver Stadium	Saturday night
Aug 28	12,666	3-25	L	Houston Oilers	San Antonio, Texas	Saturday night
Sep 4	14,550	20-30	L	Oakland Raiders	Sacramento, California	Saturday night
	81,836	80-123				

#### REGULAR SEASON (4-10) (4th AFL West)

Sep 11	27,022	31-34	L	San Diego Chargers	Balboa Stadium	Saturday night
Sep 19	30,682	15-30	L	Buffalo Bills	Bears Stadium	
Sep 24	26,782	27-10	W	Boston Patriots	Fenway Park	Friday night
Oct 3	34,988	16-13	W	New York Jets	Bears Stadium	
Oct 10	31,001	23-31	L	Kansas City Chiefs	Bears Stadium	
Oct 17	32,492	28-17	W	Houston Oilers	Bears Stadium	



DENVER  BRONCOS									
Oct 24	45,046	13-31	L	Buffalo Bills	War Memorial Stadium				
Oct 31	53,717	10-45	L	New York Jets	Shea Stadium				
Nov 7	33,073	21-35	L	San Diego Chargers	Bears Stadium				
Nov 14	28,126	31-21	W	Houston Oilers	Rice Stadium				
Nov 21	30,369	20-28	L	Oakland Raiders	Bears Stadium				
Dec 5	19,023	13-24	L	Oakland Raiders	Frank Youell Field				
Dec 12	27,207	20-28	L	Boston Patriots	Bears Stadium				
Dec 19	14,421	35-45	L	Kansas City Chiefs	Municipal Stadium				
	435,778	303-392		(Bye Nov 28)					

## 1966

HEAD COACH: Mac Speedie (2 games) & Ray Malavasi (12 games)

PRESEASON (1-3)									
Aug 6	17,771	30-32	L	Kansas City Chiefs	Univ. of Denver Stadium	Saturday night			
Aug 12	30,476	3-25	L	Buffalo Bills	War Memorial Stadium	Friday night			
Aug 24	18,442	28-16	W	Miami Dolphins	Memphis, Tennessee	Wednesday night			
Aug 28	14,074	21-52	L	Oakland Raiders	Bears Stadium				
	80,763	82-126							
REGULAR SEASON (4-10) (4th AFL West)									
Sep 3	30,156	7-45	L	Houston Oilers	Rice Stadium	Saturday night			
Sep 18	25,337	10-24	L	Boston Patriots	Bears Stadium				
— Mac Speedie out, Ray Malavasi in as head coach —									
Sep 25	29,878	7-16	L	New York Jets	Bears Stadium				
Oct 2	27,203	40-38	W	Houston Oilers	Bears Stadium				
Oct 8	33,929	10-37	L	Kansas City Chief	Municipal Stadium	Saturday night			
Oct 16	23,393	7-24	L	Miami Dolphins	Orange Bowl				
Oct 23	26,196	10-56	L	Kansas City Chiefs	Bears Stadium				
Oct 30	25,819	17-24	L	San Diego Chargers	Balboa Stadium				
Nov 6	18,154	17-10	W	Boston Patriots	Fenway Park				
Nov 20	26,703	3-17	L	Oakland Raiders	Bears Stadium				
Nov 27	24,860	20-17	W	San Diego Chargers	Bears Stadium				
Dec 4	32,592	17-7	W	Miami Dolphins	Bears Stadium				
Dec 11	31,765	10-28	L	Oakland Raiders	Oakland Coliseum				
Dec 18	40,538	21-38	L	Buffalo Bills	War Memorial Stadium				
	395,997	196-381		(Bye Sep 11 and Nov 13)					

## 1967

HEAD COACH: Lou Saban

PRESEASON (3-1)									
Jul 29	7,000	2-19	L	Miami Dolphins	Canton, Ohio	Saturday night			
Aug 5	21,228	13-7	W	Detroit Lions (NFL)	Univ. of Denver Stadium	Saturday night			
Aug 18	31,850	14-3	W	Minnesota Vikings (NFL)	Univ. of Denver Stadium	Friday night			
Aug 27	6,500	21-17	W	Oakland Raiders	North Platte, Neb.				
	66,578	50-46							
REGULAR SEASON (3-11) (4th AFL West)									
Sep 3	35,488	26-21	W	Boston Patriots	Bears Stadium				
Sep 10	25,423	0-51	L	Oakland Raiders	Oakland Coliseum				
Sep 17	29,381	21-35	L	Miami Dolphins	Orange Bowl				
Sep 24	35,365	24-38	L	New York Jets	Bears Stadium				
Oct 1	21,798	6-10	L	Houston Oilers	Rice Stadium				
Oct 8	35,188	16-17	L	Buffalo Bills	Bears Stadium				
Oct 22	34,464	21-38	L	San Diego Chargers	Bears Stadium				
Oct 29	44,002	9-52	L	Kansas City Chiefs	Municipal Stadium				
Nov 5	29,043	17-21	L	Oakland Raiders	Bears Stadium				
Nov 12	30,392	18-20	L	Houston Oilers	Bears Stadium				
Nov 19	30,891	21-20	W	Buffalo Bills	War Memorial Stadium				
Nov 23	34,586	20-24	L	San Diego Chargers	Balboa Stadium	Thursday night			
Dec 3	61,615	33-24	W	New York Jets	Shea Stadium				
Dec 17	31,660	24-38	L	Kansas City Chiefs	Bears Stadium				
	479,497	256-409		(Bye Oct 15 and Dec 10)					

## 1968

HEAD COACH: Lou Saban

PRESEASON (1-4)									
Aug 10	13,841	15-13	W	Cincinnati Bengals	Univ. of Denver Stadium	Saturday night			
Aug 17	20,901	16-39	L	Minnesota Vikings	Univ. of Denver Stadium	Saturday night			
Aug 23	22,254	6-22	L	San Francisco 49ers	Univ. of Denver Stadium	Friday night			
Aug 30	10,328	3-6	L	San Diego Chargers	San Antonio, Texas	Friday night			
Sep 7	18,031	7-23	L	Oakland Raiders	Portland, Ore.	Saturday night			
	85,355	47-103							
REGULAR SEASON (5-9) (4th AFL West)									
Sep 15	25,049	10-24	L	Cincinnati Bengals	Nippert Stadium				
Sep 22	45,821	2-34	L	Kansas City Chiefs	Municipal Stadium				
Sep 29	37,024	17-20	L	Boston Patriots	Bears Stadium				
Oct 6	41,257	10-7	W	Cincinnati Bengals	Bears Stadium				
Oct 13	62,052	21-13	W	New York Jets	Shea Stadium				

DENVER  BRONCOS									
Oct 20	42,953	24-55	L	San Diego Chargers	San Diego Stadium				
Oct 27	44,115	21-14	W	Miami Dolphins	Bears Stadium				
Nov 3	18,304	35-14	W	Boston Patriots	Fenway Park				
Nov 10	50,002	7-43	L	Oakland Raiders	Bears Stadium				
Nov 17	36,075	17-38	L	Houston Oilers	Astrodome				
Nov 24	35,201	34-32	W	Buffalo Bills	Bears Stadium				
Dec 1	35,212	23-47	L	San Diego Chargers	Bears Stadium				
Dec 8	47,754	27-33	L	Oakland Raiders	Oakland Coliseum				
Dec 14	38,463	7-30	L	Kansas City Chiefs	Bears Stadium				Saturday
	559,382	255-404		(Bye Sep 8)					

## 1969

HEAD COACH: Lou Saban

PRESEASON (1-4)									
Aug 9	45,916	6-26	L	Minnesota Vikings (NFL)	Metropolitan Stadium	Saturday night			
Aug 16	28,356	22-28	L	New Orleans Saints (NFL)	Mile High Stadium	Saturday night			
Aug 23	33,161	19-15	W	San Francisco 49ers (NFL)	Mile High Stadium	Saturday night			
Aug 30	18,375	10-26	L	Boston Patriots	Jacksonville, Florida	Saturday night			
Sep 6	24,020	11-13	L	Cincinnati Bengals	Nippert Stadium	Saturday night			
	149,828	68-108							
REGULAR SEASON (5-8-1) (4th AFL West)									
Sep 14	43,482	35-7	W	Boston Patriots	Mile High Stadium				
Sep 21	50,583	21-19	W	New York Jets	Mile High Stadium				
Sep 28	40,302	28-41	L	Buffalo Bills	War Memorial Stadium				
Oct 5	50,564	13-26	L	Kansas City Chiefs	Mile High Stadium				
Oct 12	49,511	14-24	L	Oakland Raiders	Mile High Stadium				
Oct 19	27,920	30-23	W	Cincinnati Bengals	Nippert Stadium				
Oct 26	45,348	21-24	L	Houston Oilers	Astrodome				
Nov 2	45,511	13-0	W	San Diego Chargers	Mile High Stadium				
Nov 9	54,416	10-41	L	Oakland Raiders	Oakland Coliseum				
Nov 16	45,002	20-20	T	Houston Oilers	Mile High Stadium				
Nov 23	34,664	24-45	L	San Diego Chargers	San Diego Stadium				
Nov 27	48,773	17-31	L	Kansas City Chiefs	Municipal Stadium	Thursday			
Dec 7	25,332	24-27	L	Miami Dolphins	Orange Bowl				
Dec 14	42,198	27-16	W	Cincinnati Bengals	Mile High Stadium				
	603,606	297-344							

## 1970

HEAD COACH: Lou Saban


PRESEASON (3-2)									
Aug 15	36,327	26-16	W	St. Louis Cardinals	Mile High Stadium	Saturday night			
Aug 22	42,499	7-24	L	Baltimore Colts	Mile High Stadium	Saturday night			
Aug 29	26,238	7-23	L	San Francisco 49ers	Eugene, Oregon	Saturday night			
Sep 5	42,373	30-17	W	Chicago Bears	Mile High Stadium	Saturday night			
Sep 11	17,832	16-14	W	Boston Patriots	Salt Lake City, Utah	Friday night			
	165,269	86-94							
REGULAR SEASON (5-8-1) (4th AFL West)									
Sep 20	34,882	25-10	W	Buffalo Bills	War Memorial Stadium				
Sep 27	50,705	16-13	W	Pittsburgh Steelers	Mile High Stadium				
Oct 4	50,705	26-13	W	Kansas City Chiefs	Mile High Stadium				
Oct 11	54,436	23-35	L	Oakland Raiders	Oakland Coliseum				
Oct 18	50,705	24-10	W	Atlanta Falcons	Mile High Stadium				
Oct 25	39,515	14-19	L	San Francisco 49ers	Kezar Stadium				
Nov 1	50,705	3-19	L	Washington Redskins	Mile High Stadium				
Nov 8	48,327	21-24	L	San Diego Chargers	San Diego Stadium				
Nov 15	50,959	19-24	L	Oakland Raiders	Mile High Stadium				
Nov 22	66,837	31-6	W	New Orleans Saints	Tulane Stadium				
Nov 29	35,733	21-31	L	Houston Oilers	Astrodome				
Dec 6	50,454	0-16	L	Kansas City Chiefs	Municipal Stadium				
Dec 13	50,959	17-17	T	San Diego Chargers	Mile High Stadium				
Dec 20	51,001	13-27	L	Cleveland Browns	Mile High Stadium				
	685,923	253-264							

## 1971

HEAD COACH: Lou Saban (9 games) & Jerry Smith (5 games)

PRESEASON (1-4)									
Aug 14	42,561	13-17	L	Washington Redskins	Mile High Stadium	Saturday night			
Aug 21	22,474	10-27	L	Atlanta Falcons	Memphis, Tenn.	Saturday night			
Aug 28	33,184	17-33	L	San Francisco 49ers	Spokane, Wash.	Saturday night			
Sep 4	43,000	14-7	W	Minnesota Vikings	Mile High Stadium	Saturday night			
Sep 12	47,215	17-33	L	Chicago Bears	Soldier Field				
	188,434	71-117							
REGULAR SEASON (4-9-1) (4th AFC West)									
Sep 19	51,228	10-10	T	Miami Dolphins	Mile High Stadium				
Sep 26	47,957	13-34	L	Green Bay Packers	Milwaukee County Stadium				
Oct 3	51,200	3-16	L	Kansas City Chiefs	Mile High Stadium				



DENVER  BRONCOS									
Oct 10	51,200	16-27	L	Oakland Raiders	Mile High Stadium				
Oct 17	51,200	20-16	W	San Diego Chargers	Mile High Stadium				
Oct 24	75,674	27-0	W	Cleveland Browns	Cleveland Stadium				
Oct 31	65,358	16-17	L	Philadelphia Eagles	Veterans Stadium				
Nov 7	51,200	20-24	L	Detroit Lions	Mile High Stadium				
Nov 14	51,200	10-24	L	Cincinnati Bengals	Mile High Stadium				
— Lou Saban out, Jerry Smith in as head coach —									
Nov 21	49,945	10-28	L	Kansas City Chiefs	Municipal Stadium				
Nov 28	39,710	22-10	W	Pittsburgh Steelers	Three Rivers Stadium				
Dec 5	51,200	6-3	W	Chicago Bears	Mile High Stadium				
Dec 12	44,347	17-45	L	San Diego Chargers	San Diego Stadium				
Dec 19	54,651	13-21	L	Oakland Raiders	Oakland Coliseum				
	736,042	203-275							

## 1972

HEAD COACH: John Ralston

### PRESEASON (2-3)

Aug 11	46,043	0-41	L	Washington Redskins	RFK Stadium	Friday night
Aug 19	34,506	13-17	L	St. Louis Cardinals	Busch Stadium	Saturday night
Aug 27	58,115	27-24	W	San Francisco 49ers	Candlestick Park	
Sep 2	37,128	49-24	W	New England Patriots	Mile High Stadium	Saturday night
Sep 10	49,605	13-20	L	Baltimore Colts	Mile High Stadium	
	225,397	102-126				

### REGULAR SEASON (5-9) (3rd AFC West)

Sep 17	51,656	30-17	W	Houston Oilers	Mile High Stadium	
Sep 24	49,048	14-37	L	San Diego Chargers	San Diego Stadium	
Oct 1	51,656	24-45	L	Kansas City Chiefs	Mile High Stadium	
Oct 8	55,812	10-21	L	Cincinnati Bengals	Riverfront Stadium	
Oct 15	51,656	20-23	L	Minnesota Vikings	Mile High Stadium	
Oct 22	53,551	30-23	W	Oakland Raiders	Oakland Coliseum	
Oct 29	51,656	20-27	L	Cleveland Browns	Mile High Stadium	
Nov 5	62,689	17-29	L	New York Giants	Yankee Stadium	
Nov 12	65,398	16-10	W	Los Angeles Rams	L.A. Coliseum	
Nov 19	51,656	20-37	L	Oakland Raiders	Mile High Stadium	
Nov 26	58,850	20-23	L	Atlanta Falcons	Atlanta Stadium	
Dec 3	66,725	21-24	L	Kansas City Chiefs	Arrowhead Stadium	
Dec 10	51,478	38-13	W	San Diego Chargers	Mile High Stadium	
Dec 17	51,656	45-21	W	New England Patriots	Mile High Stadium	
	773,487	325-350				

## 1973

HEAD COACH: John Ralston

### PRESEASON (2-3)

Aug 10	38,923	10-14	L	Washington Redskins	RFK Stadium	Friday night
Aug 18	39,088	38-17	W	St. Louis Cardinals	Mile High Stadium	Saturday night
Aug 26	59,097	7-43	L	San Francisco 49ers	Candlestick Park	
Aug 31	42,336	16-14	W	Buffalo Bills	Mile High Stadium	Friday night
Sep 9	41,860	10-17	L	Baltimore Colts	Mile High Stadium	
	221,315	81-105				

### REGULAR SEASON (7-5-2) (2nd AFC West)


Sep 16	49,059	28-10	W	Cincinnati Bengals	Mile High Stadium	
Sep 23	51,706	34-36	L	San Francisco 49ers	Mile High Stadium	
Sep 30	51,159	14-33	L	Chicago Bears	Mile High Stadium	
Oct 7	71,414	14-16	L	Kansas City Chiefs	Arrowhead Stadium	
Oct 14	32,801	48-20	W	Houston Oilers	Astrodome	
Oct 22	51,270	23-23	T	Oakland Raiders	Mile High Stadium	Monday night
Oct 28	55,108	40-28	W	New York Jets	Shea Stadium	
Nov 4	46,565	17-17	T	St. Louis Cardinals	Busch Stadium	
Nov 11	51,034	30-19	W	San Diego Chargers	Mile High Stadium	
Nov 18	48,580	23-13	W	Pittsburgh Steelers	Three Rivers Stadium	
Nov 25	51,331	14-10	W	Kansas City Chiefs	Mile High Stadium	
Dec 2	51,508	10-22	L	Dallas Cowboys	Mile High Stadium	
Dec 9	44,954	42-28	W	San Diego Chargers	San Diego Stadium	
Dec 16	51,910	17-21	L	Oakland Raiders	Oakland Coliseum	
	708,399	354-296				

## 1974

HEAD COACH: John Ralston

### PRESEASON (4-2)

Aug 3	27,599	19-41	L	New York Jets	Mile High Stadium	Saturday night
Aug 10	23,822	27-21	W	Minnesota Vikings	Mile High Stadium	Saturday night
Aug 18	29,908	10-3	W	San Francisco 49ers	Candlestick Park	
Aug 24	56,257	31-21	W	Green Bay Packers	Lambeau Field	Saturday night
Aug 31	18,000	27-21	W	New England Patriots	Spokane, Wash.	Saturday night
Sep 8	43,253	14-20	L	Atlanta Falcons	Mile High Stadium	Sunday night
	198,639	128-127				

DENVER  BRONCOS									
<b>REGULAR SEASON (7-6-1) (2nd AFC West)</b>									
Sep 15	56,981	10-17	L	Los Angeles Rams	Mile High Stadium				
Sep 22	50,858	35-35*	T	Pittsburgh Steelers	Mile High Stadium				*Overtime
Sep 30	54,395	3-30	L	Washington Redskins	RFK Stadium				Monday night
Oct 6	67,298	17-14	W	Kansas City Chiefs	Arrowhead Stadium				
Oct 13	50,751	33-17	W	New Orleans Saints	Mile High Stadium				
Oct 20	50,748	27-7	W	San Diego Chargers	Mile High Stadium				
Oct 27	60,478	21-23	L	Cleveland Browns	Cleveland Stadium				
Nov 3	45,766	17-28	L	Oakland Raiders	Mile High Stadium				
Nov 10	32,244	17-6	W	Baltimore Colts	Memorial Stadium				
Nov 18	50,236	34-42	L	Kansas City Chiefs	Mile High Stadium				Monday night
Nov 24	51,224	20-17	W	Oakland Raiders	Oakland Coliseum				
Nov 28	51,157	31-27	W	Detroit Lions	Tiger Stadium				Thursday
Dec 8	46,942	37-14	W	Houston Oilers	Mile High Stadium				
Dec 15	35,756	0-17	L	San Diego Chargers	San Diego Stadium				
	704,834	302-294							

## 1975

HEAD COACH: John Ralston

### PRESEASON (3-3)

Aug 9	35,269	20-23	L	Baltimore Colts	Mile High Stadium	Saturday night
Aug 16	40,089	21-24	L	New Orleans Saints	Superdome	Saturday night
Aug 23	33,813	27-21	W	Houston Oilers	Mile High Stadium	Saturday night
Aug 30	30,128	13-0	W	Chicago Bears	Soldier Field	Saturday night
Sep 7	45,686	10-44	L	San Francisco 49ers	Candlestick Park	
Sep 14	45,631	21-17	W	St. Louis Cardinals	Mile High Stadium	
	230,616	112-129				

### REGULAR SEASON (6-8) (2nd AFC West)

Sep 21	51,858	37-33	W	Kansas City Chiefs	Mile High Stadium	
Sep 29	52,491	23-13	W	Green Bay Packers	Mile High Stadium	Monday night
Oct 5	79,798	14-38	L	Buffalo Bills	Rich Stadium	
Oct 12	49,164	9-20	L	Pittsburgh Steelers	Three Rivers Stadium	
Oct 19	52,540	16-15	W	Cleveland Browns	Mile High Stadium	
Oct 26	70,043	13-26	L	Kansas City Chiefs	Arrowhead Stadium	
Nov 2	52,330	17-42	L	Oakland Raiders	Mile High Stadium	
Nov 9	49,702	16-17	L	Cincinnati Bengals	Mile High Stadium	
Nov 16	26,048	27-17	W	San Diego Chargers	San Diego Stadium	
Nov 23	28,686	21-35	L	Atlanta Falcons	Atlanta Stadium	
Nov 30	44,982	13-10*	W	San Diego Chargers	Mile High Stadium	*Overtime
Dec 8	51,075	10-17	L	Oakland Raiders	Oakland Coliseum	Monday night
Dec 14	36,860	25-10	W	Philadelphia Eagles	Mile High Stadium	
Dec 20	43,064	13-14	L	Miami Dolphins	Orange Bowl	Saturday
	688,641	254-307				

## 1976

HEAD COACH: John Ralston

### PRESEASON (5-2)

Jul 24	17,639	10-7	W	Detroit Lions	Canton, Ohio (Hall of Fame)	Saturday
Jul 31	22,495	14-15	L	Chicago Bears	Mile High Stadium	Saturday night
Aug 8	40,052	7-17	L	San Francisco 49ers	Candlestick Park	
Aug 14	54,567	13-9	W	Dallas Cowboys	Texas Stadium	Saturday night
Aug 21	22,887	52-7	W	Seattle Seahawks	Mile High Stadium	Saturday night
Aug 28	39,808	21-17	W	St. Louis Cardinals	Busch Stadium	Saturday night
Sep 5	52,129	30-17	W	Minnesota Vikings	Mile High Stadium	
	249,577	146-89				

### REGULAR SEASON (9-5) (2nd AFC West)

Sep 12	53,464	7-17	L	Cincinnati Bengals	Riverfront Stadium	
Sep 19	62,519	46-3	W	New York Jets	Mile High Stadium	
Sep 26	62,758	44-13	W	Cleveland Browns	Mile High Stadium	
Oct 3	62,486	26-0	W	San Diego Chargers	Mile High Stadium	
Oct 10	47,928	3-17	L	Houston Oilers	Astrodome	
Oct 17	63,241	10-17	L	Oakland Raiders	Mile High Stadium	
Oct 24	57,961	35-26	W	Kansas City Chiefs	Arrowhead Stadium	
Oct 31	52,169	6-19	L	Oakland Raiders	Oakland Coliseum	
Nov 7	62,503	48-13	W	Tampa Bay Buccaneers	Mile High Stadium	
Nov 14	32,017	17-0	W	San Diego Chargers	San Diego Stadium	
Nov 21	62,961	14-13	W	New York Giants	Mile High Stadium	
Nov 28	61,128	14-38	L	New England Patriots	Schaefer Stadium	
Dec 5	57,995	17-16	W	Kansas City Chiefs	Mile High Stadium	
Dec 12	44,459	28-14	W	Chicago Bears	Soldier Field	
	783,589	315-206				



1977

HEAD COACH: Red Miller

PRESEASON (5-1)

Aug 5	40,059	14-8	W	Baltimore Colts	Mile High Stadium	Friday night
Aug 13	44,001	15-7	W	St. Louis Cardinals	Mile High Stadium	Saturday night
Aug 20	21,239	10-2	W	Atlanta Falcons	Atlanta Stadium	Saturday night
Aug 28	29,532	24-28	L	Philadelphia Eagles	Veterans Stadium	Sunday night
Sep 2	54,916	27-10	W	Seattle Seahawks	Kingdome	Friday night
Sep 10	36,441	20-0	W	San Francisco 49ers	Candlestick Park	Saturday night
	226,188	110-55				

REGULAR SEASON (12-2) (1st AFC West)

Sep 18	75,002	7-0	W	St. Louis Cardinals	Mile High Stadium	
Sep 25	74,737	26-6	W	Buffalo Bills	Mile High Stadium	
Oct 2	53,108	24-13	W	Seattle Seahawks	Kingdome	
Oct 9	74,718	23-7	W	Kansas City Chiefs	Mile High Stadium	
Oct 16	53,616	30-7	W	Oakland Raiders	Oakland Coliseum	
Oct 23	54,395	24-13	W	Cincinnati Bengals	Riverfront Stadium	
Oct 30	75,007	14-24	L	Oakland Raiders	Mile High Stadium	
Nov 6	74,967	21-7	W	Pittsburgh Steelers	Mile High Stadium	
Nov 13	45,211	17-14	W	San Diego Chargers	San Diego Stadium	
Nov 20	54,050	14-7	W	Kansas City Chiefs	Arrowhead Stadium	
Nov 27	74,939	27-13	W	Baltimore Colts	Mile High Stadium	
Dec 4	46,875	24-14	W	Houston Oilers	Astrodome	
Dec 11	74,905	17-9	W	San Diego Chargers	Mile High Stadium	
Dec 18	63,752	6-14	L	Dallas Cowboys	Texas Stadium	
	892,899	274-148				

1977 AFC DIVISIONAL PLAYOFF GAME

Dec 24	75,011	34-21	W	Pittsburgh Steelers	Mile High Stadium	Saturday
--------	--------	-------	---	---------------------	-------------------	----------

1977 AFC CHAMPIONSHIP GAME

Jan 1	74,982	20-17	W	Oakland Raiders	Mile High Stadium	
-------	--------	-------	---	-----------------	-------------------	--

SUPER BOWL XII

Jan 15	75,583	10-27	L	Dallas Cowboys	Louisiana Superdome, New Orleans, La.	
--------	--------	-------	---	----------------	---------------------------------------	--

1978

HEAD COACH: Red Miller

PRESEASON (2-2)

Aug 5	48,027	17-12	W	Houston Oilers	Astrodome	Saturday night
Aug 12	74,619	14-21	L	Dallas Cowboys	Mile High Stadium	Saturday night
Aug 19	18,301	23-13	W	Buffalo Bills	Rich Stadium	Saturday night
Aug 25	73,559	13-24	L	San Francisco 49ers	Mile High Stadium	Friday night
	214,506	67-70				

REGULAR SEASON (10-6) (1st AFC West)

Sep 3	74,904	14-6	W	Oakland Raiders	Mile High Stadium	
Sep 11	46,508	9-12*	L	Minnesota Vikings	Metropolitan Stadium	Mon. night (*OT)
Sep 17	74,983	27-14	W	San Diego Chargers	Mile High Stadium	
Sep 24	60,593	23-17*	W	Kansas City Chiefs	Arrowhead Stadium	* Overtime
Oct 1	74,989	28-7	W	Seattle Seahawks	Mile High Stadium	
Oct 8	50,077	0-23	L	San Diego Chargers	San Diego Stadium	
Oct 16	75,008	16-7	W	Chicago Bears	Mile High Stadium	Monday night
Oct 22	54,057	6-7	L	Baltimore Colts	Memorial Stadium	
Oct 29	62,948	20-17*	W	Seattle Seahawks	Kingdome	* Overtime
Nov 5	74,983	28-31	L	New York Jets	Mile High Stadium	
Nov 12	70,856	19-7	W	Cleveland Browns	Cleveland Stadium	
Nov 19	74,965	16-3	W	Green Bay Packers	Mile High Stadium	
Nov 23	71,785	14-17	L	Detroit Lions	Silverdome	
Dec 3	53,932	21-6	W	Oakland Raiders	Oakland Coliseum	Thursday
Dec 10	74,149	24-3	W	Kansas City Chiefs	Mile High Stadium	
Dec 16	74,104	17-21	L	Pittsburgh Steelers	Mile High Stadium	Saturday
	1,067,693	282-198				

1978 AFC DIVISIONAL PLAYOFF GAME

Dec 30	48,921	10-33	L	Pittsburgh Steelers	Three Rivers Stadium	Saturday
--------	--------	-------	---	---------------------	----------------------	----------

1979

HEAD COACH: Red Miller

PRESEASON (3-1)

Aug 4	61,192	6-7	L	Dallas Cowboys	Texas Stadium	Saturday night
Aug 11	58,799	13-6	W	Washington Redskins	Mile High Stadium	Saturday night
Aug 18	34,133	21-0	W	San Francisco 49ers	Candlestick Park	Saturday night
Aug 24	75,103	20-17*	W	New England Patriots	Mile High Stadium	Friday night (*OT)
	229,227	60-30				

REGULAR SEASON (10-6) (2nd AFC West)

Sep 2	74,788	10-0	W	Cincinnati Bengals	Mile High Stadium	
Sep 6	74,884	9-13	L	Los Angeles Rams	Mile High Stadium	Thursday night
Sep 16	57,677	20-17*	W	Atlanta Falcons	Atlanta Stadium	* Overtime
Sep 23	74,879	37-34	W	Seattle Seahawks	Mile High Stadium	
Sep 30	52,632	3-27	L	Oakland Raiders	Oakland Coliseum	
Oct 7	74,997	7-0	W	San Diego Chargers	Mile High Stadium	
Oct 14	74,292	24-10	W	Kansas City Chiefs	Arrowhead Stadium	
Oct 22	49,699	7-42	L	Pittsburgh Steelers	Three Rivers Stadium	
Oct 28	74,908	20-3	W	Kansas City Chiefs	Mile High Stadium	Monday night
Nov 4	74,482	10-3	W	New Orleans Saints	Mile High Stadium	
Nov 11	74,379	45-10	W	New England Patriots	Mile High Stadium	
Nov 18	42,910	38-28	W	San Francisco 49ers	Candlestick Park	
Nov 25	74,186	10-14	L	Oakland Raiders	Mile High Stadium	
Dec 2	37,886	19-16	W	Buffalo Bills	Rich Stadium	
Dec 8	60,038	23-28	L	Seattle Seahawks	Kingdome	Saturday
Dec 17	51,906	7-17	L	San Diego Chargers	San Diego Stadium	Monday night
	1,024,543	289-262				

1979 AFC WILD CARD PLAYOFF GAME

Dec 23	48,776	7-13	L	Houston Oilers	Astrodome	
--------	--------	------	---	----------------	-----------	--

1980

HEAD COACH: Red Miller

PRESEASON (2-2)

Aug 9	67,532	17-6	W	Cincinnati Bengals	Mile High Stadium	Saturday night
Aug 16	30,904	6-9	L	New York Giants	Giants Stadium	Saturday night
Aug 23	73,946	13-26	L	Los Angeles Rams	Mile High Stadium	Saturday night
Aug 30	53,060	38-0	W	Green Bay Packers	Lambeau Field	Saturday night
	225,442	74-41				

REGULAR SEASON (8-8) (4th AFC West)

Sep 7	70,307	6-27	L	Philadelphia Eagles	Veterans Stadium	
Sep 14	74,919	41-20	W	Dallas Cowboys	Mile High Stadium	
Sep 21	74,970	13-30	L	San Diego Chargers	Mile High Stadium	
Sep 29	59,602	14-23	L	New England Patriots	Schaefer Stadium	Monday night
Oct 5	81,065	19-16	W	Cleveland Browns	Cleveland Stadium	
Oct 13	74,657	20-17	W	Washington Redskins	Mile High Stadium	Monday night
Oct 19	74,459	17-23	L	Kansas City Chiefs	Mile High Stadium	
Oct 26	67,598	14-9	W	New York Giants	Giants Stadium	
Nov 2	74,717	16-20	L	Houston Oilers	Mile High Stadium	
Nov 9	51,435	20-13	W	San Diego Chargers	San Diego Stadium	
Nov 16	72,114	31-24	W	New York Jets	Mile High Stadium	
Nov 23	73,274	36-20	W	Seattle Seahawks	Mile High Stadium	
Dec 1	51,583	3-9	L	Oakland Raiders	Oakland Coliseum	Monday night
Dec 7	40,237	14-31	L	Kansas City Chiefs	Arrowhead Stadium	
Dec 14	73,974	21-24	L	Oakland Raiders	Mile High Stadium	
Dec 21	51,853	25-17	W	Seattle Seahawks	Kingdome	
	1,066,764	310-323				

1981

HEAD COACH: Dan Reeves

PRESEASON (2-2)

Aug 7	63,644	7-33	L	New York Jets	Mile High Stadium	Friday night
Aug 15	41,502	14-24	L	Miami Dolphins	Orange Bowl	Saturday night
Aug 22	72,450	17-7	W	Green Bay Packers	Mile High Stadium	Saturday night
Aug 29	41,713	24-20	W	Cincinnati Bengals	Riverfront Stadium	Saturday night
	219,309	62-84				

REGULAR SEASON (10-6) (Tie 1st AFC West)

Sep 6	74,796	9-7	W	Oakland Raiders	Mile High Stadium	
Sep 13	58,513	10-13	L	Seattle Seahawks	Kingdome	
Sep 20	74,804	28-10	W	Baltimore Colts	Mile High Stadium	
Sep 27	74,844	42-24	W	San Diego Chargers	Mile High Stadium	
Oct 4	51,035	17-0	W	Oakland Raiders	Oakland Coliseum	
Oct 11	74,816	27-21	W	Detroit Lions	Mile High Stadium	
Oct 18	74,672	14-28	L	Kansas City Chiefs	Arrowhead Stadium	
Oct 25	77,757	7-9	L	Buffalo Bills	Rich Stadium	
Nov 2	74,834	19-17	W	Minnesota Vikings	Mile High Stadium	Monday night
Nov 8	74,859	23-20*	W	Cleveland Browns	Mile High Stadium	* Overtime
Nov 15	64,518	24-7	W	Tampa Bay Buccaneers	Tampa Stadium	
Nov 22	57,207	21-38	L	Cincinnati Bengals	Riverfront Stadium	
Nov 29	51,533	17-34	L	San Diego Chargers	San Diego Stadium	
Dec 6	74,744	16-13	W	Kansas City Chiefs	Mile High Stadium	
Dec 13	74,527	23-13	W	Seattle Seahawks	Mile High Stadium	
Dec 20	40,125	24-35	L	Chicago Bears	Soldier Field	
	1,073,636	321-289				



1982

HEAD COACH: Dan Reeves

PRESEASON (4-0)

Aug 14	57,482	33-20	W	Los Angeles Rams	Anaheim Stadium	Saturday night
Aug 21	74,465	17-14	W	Miami Dolphins	Mile High Stadium	Saturday night
Aug 28	73,371	27-17	W	Minnesota Vikings	Mile High Stadium	Saturday night
Sep 4	43,820	20-13	W	New York Jets	Giants Stadium	Saturday night
	249,138	97-64				

REGULAR SEASON (2-7) (5th AFC West)

Sep 12	73,564	3-23	L	San Diego Chargers	Mile High Stadium	
Sep 19	73,899	24-21	W	San Francisco 49ers	Mile High Stadium	
Sep 26	<i>57-day player strike cancels or postpones eight games</i>					
Oct 3	cancelled/players' strike			at New Orleans		
Oct 10	cancelled/players' strike			Pittsburgh		
Oct 17	cancelled/players' strike			at N.Y. Jets		
Oct 24	cancelled/players' strike			at Houston		
Oct 31	cancelled/players' strike			Los Angeles Raiders		
Nov 7	cancelled/players' strike			Buffalo		
Nov 14	postponed/players' strike			at Seattle (re-scheduled Jan. 2)		
Nov 21	cancelled/players' strike			at Kansas City		
Nov 28	73,916	10-17	L	Seattle Seahawks	Mile High Stadium	
Dec 5	47,629	20-30	L	San Diego Chargers	San Diego Stadium	
Dec 12	73,984	27-34	L	Atlanta Falcons	Mile High Stadium	
Dec 19	48,112	27-24	W	Los Angeles Rams	Anaheim Stadium	
Dec 26	74,192	16-37	L	Kansas City Chiefs	Mile High Stadium	
Jan 2	44,160	10-27	L	Los Angeles Raiders	L.A. Coliseum	
Jan 9	43,145	11-13	L	Seattle Seahawks	Kingdome	(Rescheduled from Nov. 7)
	552,601	148-226				

1983

HEAD COACH: Dan Reeves

PRESEASON (3-1)

Aug 5	53,887	10-7	W	Seattle Seahawks	Mile High Stadium	Friday night
Aug 13	73,199	21-10	W	Atlanta Falcons	Mile High Stadium	Saturday night
Aug 20	73,244	19-10	W	Cleveland Browns	Mile High Stadium	Saturday night
Aug 26	59,435	3-34	L	Minnesota Vikings	Metropolitan Stadium	Friday night
	259,765	53-61				

REGULAR SEASON (9-7) (3rd AFC West)

Sep 4	58,233	14-10	W	Pittsburgh Steelers	Three Rivers Stadium	
Sep 11	52,613	17-10	W	Baltimore Colts	Memorial Stadium	
Sep 18	74,202	10-13	L	Philadelphia Eagles	Mile High Stadium	
Sep 25	74,289	7-22	L	Los Angeles Raiders	Mile High Stadium	
Oct 2	58,210	14-31	L	Chicago Bears	Soldier Field	
Oct 9	44,209	26-14	W	Houston Oilers	Astrodome	
Oct 16	74,305	24-17	W	Cincinnati Bengals	Mile High Stadium	
Oct 23	74,581	14-6	W	San Diego Chargers	Mile High Stadium	
Oct 30	74,640	27-24	W	Kansas City Chiefs	Mile High Stadium	
Nov 6	61,189	19-27	L	Seattle Seahawks	Kingdome	
Nov 13	51,945	20-22	L	Los Angeles Raiders	L.A. Coliseum	
Nov 20	74,710	38-27	W	Seattle Seahawks	Mile High Stadium	
Nov 27	43,650	7-31	L	San Diego Chargers	San Diego Stadium	
Dec 4	70,912	27-6	W	Cleveland Browns	Mile High Stadium	
Dec 11	74,854	21-19	W	Baltimore Colts	Mile High Stadium	
Dec 18	11,377	17-48	L	Kansas City Chiefs	Arrowhead Stadium	
	973,188	302-327				

1983 AFC WILD CARD PLAYOFF GAME

Dec 24	64,275	7-31	L	Seattle Seahawks	Kingdome	Saturday
--------	--------	------	---	------------------	----------	----------

1984

HEAD COACH: Dan Reeves

PRESEASON (3-1)

Aug 4	31,716	13-16	L	Washington Redskins	Mile High Stadium	Saturday night
Aug 11	70,211	21-20	W	San Francisco 49ers	Mile High Stadium	Saturday night
Aug 18	68,951	31-0	W	Indianapolis Colts	Mile High Stadium	Saturday night
Aug 24	30,988	24-13	W	Atlanta Falcons	Atlanta Stadium	Friday night
	201,866	89-49				

REGULAR SEASON (13-3) (1st AFC West)

Sep 2	74,178	20-17	W	Cincinnati Bengals	Mile High Stadium	
Sep 9	54,335	0-27	L	Chicago Bears	Soldier Field	
Sep 16	61,980	24-14	W	Cleveland Browns	Cleveland Stadium	
Sep 23	74,263	21-0	W	Kansas City Chiefs	Mile High Stadium	
Sep 30	74,833	16-13	W	Los Angeles Raiders	Mile High Stadium	
Oct 7	55,836	28-7	W	Detroit Lions	Silverdome	
Oct 15	62,546	17-14	W	Green Bay Packers	Mile High Stadium	Monday night
Oct 21	31,204	37-7	W	Buffalo Bills	Rich Stadium	
Oct 28	91,020	22-19*	W	Los Angeles Raiders	L.A. Coliseum	* Overtime

Nov 4	74,908	26-19	W	New England Patriots	Mile High Stadium	
Nov 11	53,162	16-13	W	San Diego Chargers	San Diego Stadium	
Nov 18	74,716	42-21	W	Minnesota Vikings	Mile High Stadium	
Nov 25	74,922	24-27	L	Seattle Seahawks	Mile High Stadium	
Dec 2	38,494	13-16	L	Kansas City Chiefs	Arrowhead Stadium	
Dec 9	74,867	16-13	W	San Diego Chargers	Mile High Stadium	
Dec 15	64,411	31-14	W	Seattle Seahawks	Kingdome	Saturday
	1,032,737	353-241				

1984 AFC DIVISIONAL PLAYOFF GAME

Dec 30	74,981	17-24	L	Pittsburgh Steelers	Mile High Stadium	
--------	--------	-------	---	---------------------	-------------------	--

1985

HEAD COACH: Dan Reeves

PRESEASON (2-2)

Aug 10	49,374	20-30	L	New York Giants	Mile High Stadium	Saturday night
Aug 19	55,425	20-13	W	San Francisco 49ers	Candlestick Park	Monday night
Aug 24	71,406	20-3	W	Indianapolis Colts	Mile High Stadium	Saturday night
Aug 30	69,373	9-13	L	Minnesota Vikings	Mile High Stadium	Friday night
	245,578	69-59				

REGULAR SEASON (11-5) (2nd AFC West)

Sep 8	52,522	16-20	L	Los Angeles Rams	Anaheim Stadium	
Sep 15	74,488	34-23	W	New Orleans Saints	Mile High Stadium	
Sep 22	37,903	44-28	W	Atlanta Falcons	Atlanta Stadium	
Sep 29	73,614	26-30	L	Miami Dolphins	Mile High Stadium	
Oct 6	74,699	31-20	W	Houston Oilers	Mile High Stadium	
Oct 13	60,128	15-10	W	Indianapolis Colts	Hoosier Dome	
Oct 20	74,899	13-10*	W	Seattle Seahawks	Mile High Stadium	* Overtime
Oct 27	68,248	30-10	W	Kansas City Chiefs	Arrowhead Stadium	
Nov 3	57,312	10-30	L	San Diego Chargers	San Diego Stadium	
Nov 11	73,173	17-16	W	San Francisco 49ers	Mile High Stadium	Monday night
Nov 17	74,376	30-24*	W	San Diego Chargers	Mile High Stadium	* Overtime
Nov 24	63,161	28-31*	L	Los Angeles Raiders	L.A. Coliseum	* Overtime
Dec 1	56,797	31-23	W	Pittsburgh Steelers	Three Rivers Stadium	
Dec 8	75,042	14-17*	L	Los Angeles Raiders	Mile High Stadium	* Overtime
Dec 14	69,209	14-13	W	Kansas City Chiefs	Mile High Stadium	Saturday
Dec 20	56,283	27-24	W	Seattle Seahawks	Kingdome	Friday night
	1,041,854	380-329				

1986

HEAD COACH: Dan Reeves

PRESEASON (2-2)

Aug 9	47,408	7-10	L	New Orleans Saints	Mile High Stadium	Saturday night
Aug 16	53,193	27-29	L	Minnesota Vikings	Metrodome	Saturday night
Aug 23	73,592	14-9	W	San Francisco 49ers	Mile High Stadium	Saturday night
Aug 29	71,737	19-10	W	Los Angeles Rams	Mile High Stadium	Friday night
	245,930	67-48				

REGULAR SEASON (11-5) (1st AFC West)

Sep 7	75,695	38-36	W	Los Angeles Raiders	Mile High Stadium	
Sep 15	57,305	21-10	W	Pittsburgh Steelers	Three Rivers Stadium	Monday night
Sep 21	63,839	33-7	W	Philadelphia Eagles	Veterans Stadium	
Sep 28	75,804	27-20	W	New England Patriots	Mile High Stadium	
Oct 5	76,082	29-14	W	Dallas Cowboys	Mile High Stadium	
Oct 12	55,662	31-14	W	San Diego Chargers	San Diego Stadium	
Oct 20	73,759	10-22	L	New York Jets	Giants Stadium	Monday night
Oct 26	76,089	20-13	W	Seattle Seahawks	Mile High Stadium	
Nov 2	90,153	21-10	W	Los Angeles Raiders	L.A. Coliseum	
Nov 9	75,012	3-9	L	San Diego Chargers	Mile High Stadium	
Nov 16	75,745	38-17	W	Kansas City Chiefs	Mile High Stadium	
Nov 23	75,116	16-19	L	New York Giants	Giants Stadium	
Nov 30	58,705	34-28	W	Cincinnati Bengals	Mile High Stadium	
Dec 7	47,019	10-37	L	Kansas City Chiefs	Arrowhead Stadium	
Dec 13	75,905	31-30	W	Washington Redskins	Mile High Stadium	Saturday
Dec 20	63,697	16-41	L	Seattle Seahawks	Kingdome	Saturday
	1,178,074	378-327				

1986 AFC DIVISIONAL PLAYOFF GAME

Jan 4	75,262	22-17	W	New England Patriots	Mile High Stadium	
-------	--------	-------	---	----------------------	-------------------	--

1986 AFC CHAMPIONSHIP GAME

Jan 11	79,973	23-20*	W	Cleveland Browns	Cleveland Stadium	* Overtime
--------	--------	--------	---	------------------	-------------------	------------

SUPER BOWL XXI

Jan 25	101,063	20-39	L	New York Giants	Rose Bowl, Pasadena, Calif.	
--------	---------	-------	---	-----------------	-----------------------------	--



1987

HEAD COACH: Dan Reeves

PRESEASON (3-2)

Aug 9	72,786	27-28	L	Los Angeles Rams	Wembley Stadium (London, American Bowl)	
Aug 15	67,500	20-14	W	Green Bay Packers	Sun Devil Stadium (Tempe, Ariz.)	Saturday night
Aug 24	74,288	31-28	W	Miami Dolphins	Mile High Stadium	Monday night
Aug 29	54,254	24-20	W	Los Angeles Rams	Anaheim Stadium	Saturday night
Sep 3	74,081	17-27	L	Minnesota Vikings	Mile High Stadium	Thursday night
	342,909	119-117				

REGULAR SEASON (10-4-1) (1st AFC West)

Sep 13	75,999	40-17	W	Seattle Seahawks	Mile High Stadium	
Sep 20	50,624	17-17*	T	Green Bay Packers	Milwaukee County Stadium	* Overtime
Sep 28				<i>GAME CANCELLED</i>	<i>Broncos at Cleveland</i>	<i>Monday night</i>
Oct 4	38,494	10-40	L	†Houston Oilers	Mile High Stadium	
Oct 12	61,230	30-14	W	†Los Angeles Raiders	Mile High Stadium	Monday night
Oct 18	20,296	26-17	W	†Kansas City Chiefs	Arrowhead Stadium	
				†"Replacement Games"		
Oct 26	51,011	27-34	L	Minnesota Vikings	Metrodome	Monday night
Nov 1	75,172	34-0	W	Detroit Lions	Mile High Stadium	
Nov 8	63,698	14-21	L	Buffalo Bills	Rich Stadium	
Nov 16	75,783	31-29	W	Chicago Bears	Mile High Stadium	Monday night
Nov 22	61,318	23-17	W	Los Angeles Raiders	L.A. Coliseum	
Nov 29	61,880	31-17	W	San Diego Chargers	San Diego Stadium	
Dec 6	75,795	31-20	W	New England Patriots	Mile High Stadium	
Dec 13	61,759	21-28	L	Seattle Seahawks	Kingdome	Sunday night
Dec 19	75,053	20-17	W	Kansas City Chiefs	Mile High Stadium	Saturday
Dec 27	37,500	24-0	W	San Diego Chargers	Mile High Stadium	
	869,301	379-288				

1987 AFC DIVISIONAL PLAYOFF GAME

Jan 10	75,440	34-10	W	Houston Oilers	Mile High Stadium	
--------	--------	-------	---	----------------	-------------------	--

1987 AFC CHAMPIONSHIP GAME

Jan 17	76,197	38-33	W	Cleveland Browns	Mile High Stadium	
--------	--------	-------	---	------------------	-------------------	--

SUPER BOWL XXII

Jan 31	73,302	10-42	L	Washington Redskins	Jack Murphy Stadium, San Diego, Calif.	
--------	--------	-------	---	---------------------	--	--

1988

HEAD COACH: Dan Reeves

PRESEASON (3-1)

Aug 3	43,978	40-31	W	Los Angeles Rams	Anaheim Stadium	Wednesday night
Aug 13	75,067	34-24	W	San Francisco 49ers	Mile High Stadium	Saturday night
Aug 19	49,795	13-16*	L	Miami Dolphins	Joe Robbie Stadium	Fri. night (*OT)
Aug 25	73,957	21-20	W	Indianapolis Colts	Mile High Stadium	Thursday night
	242,797	108-91				

REGULAR SEASON (8-8) (2nd AFC West)

Sep 4	75,986	14-21	L	Seattle Seahawks	Mile High Stadium	
Sep 11	75,359	34-3	W	San Diego Chargers	Mile High Stadium	
Sep 18	63,268	13-20	L	Kansas City Chiefs	Arrowhead Stadium	
Sep 26	75,964	27-30*	L	Los Angeles Raiders	Mile High Stadium	Mon. night (*OT)
Oct 2	55,763	12-0	W	San Diego Chargers	San Diego Stadium	
Oct 9	61,711	16-13*	W	San Francisco 49ers	Candlestick Park	* Overtime
Oct 16	75,287	30-14	W	Atlanta Falcons	Mile High Stadium	
Oct 23	49,811	21-39	L	Pittsburgh Steelers	Three Rivers Stadium	
Oct 31	60,544	23-55	L	Indianapolis Colts	Hoosier Dome	
Nov 6	74,227	17-11	W	Kansas City Chiefs	Mile High Stadium	Monday night
Nov 13	75,806	30-7	W	Cleveland Browns	Mile High Stadium	
Nov 20	68,075	0-42	L	New Orleans Saints	Superdome	
Nov 27	74,141	35-24	W	Los Angeles Rams	Mile High Stadium	
Dec 4	65,561	20-21	L	Los Angeles Raiders	L.A. Coliseum	
Dec 11	62,838	14-42	L	Seattle Seahawks	Kingdome	Sunday night
Dec 17	70,910	21-10	W	New England Patriots	Mile High Stadium	Saturday
	1,085,251	327-352				

1989

HEAD COACH: Dan Reeves

PRESEASON (2-2)

Aug 12	70,049	17-13	W	Los Angeles Rams	Mile High Stadium	Saturday night
Aug 19	58,641	17-35	L	San Francisco 49ers	Candlestick Park	Saturday night
Aug 26	74,076	24-21*	W	Dallas Cowboys	Mile High Stadium	Sat. night (*OT)
Sep 2	55,128	34-38	L	Indianapolis Colts	Hoosier Dome	Saturday night
	257,894	92-107				

REGULAR SEASON (11-5) (1st AFC West)

Sep 10	74,284	34-20	W	Kansas City Chiefs	Mile High Stadium	
Sep 18	78,176	28-14	W	Buffalo Bills	Rich Stadium	Monday night

Sep 24	75,754	31-21	W	Los Angeles Raiders	Mile High Stadium	
Oct 1	78,637	13-16	L	Cleveland Browns	Cleveland Stadium	
Oct 8	75,222	16-10	W	San Diego Chargers	Mile High Stadium	
Oct 15	74,680	14-3	W	Indianapolis Colts	Mile High Stadium	
Oct 22	62,353	24-21*	W	Seattle Seahawks	Kingdome	* Overtime
Oct 29	75,065	24-28	L	Philadelphia Eagles	Mile High Stadium	
Nov 5	74,739	34-7	W	Pittsburgh Steelers	Mile High Stadium	
Nov 12	76,245	16-13	W	Kansas City Chiefs	Arrowhead Stadium	
Nov 20	52,975	14-10	W	Washington Redskins	RFK Stadium	Monday night
Nov 26	75,117	41-14	W	Seattle Seahawks	Mile High Stadium	
Dec 3	87,560	13-16*	L	Los Angeles Raiders	L.A. Coliseum	* Overtime
Dec 10	63,283	7-14	L	New York Giants	Mile High Stadium	
Dec 16	56,071	37-0	W	Phoenix Cardinals	Sun Devil Stadium	Saturday
Dec 24	50,524	16-19	L	San Diego Chargers	San Diego Stadium	
	1,130,686	362-226				

1989 AFC DIVISIONAL PLAYOFF GAME

Jan 7	75,477	24-23	W	Pittsburgh Steelers	Mile High Stadium	
-------	--------	-------	---	---------------------	-------------------	--

1989 AFC CHAMPIONSHIP GAME

Jan 14	76,046	37-21	W	Cleveland Browns	Mile High Stadium	
--------	--------	-------	---	------------------	-------------------	--

SUPER BOWL XXIV

Jan 28	72,919	10-55	L	San Francisco 49ers	Superdome, New Orleans, La.	
--------	--------	-------	---	---------------------	-----------------------------	--

1990

HEAD COACH: Dan Reeves

PRESEASON (3-2)

Aug 5	48,827	10-7	W	Seattle Seahawks	Tokyo Dome (Japan, American Bowl)	
Aug 11	51,044	16-7	W	Indianapolis Colts	Hoosier Dome	Saturday night
Aug 20	74,164	24-27	L	San Francisco 49ers	Mile High Stadium	Monday night
Aug 25	44,897	16-17	L	Miami Dolphins	Joe Robbie Stadium	Saturday night
Aug 31	71,082	25-14	W	Phoenix Cardinals	Mile High Stadium	Friday night
	290,014	91-72				

REGULAR SEASON (5-11) (5th AFC West)

Sep 9	54,206	9-14	L	Los Angeles Raiders	L.A. Coliseum	
Sep 17	75,277	24-23	W	Kansas City Chiefs	Mile High Stadium	Monday night
Sep 23	75,290	34-31*	W	Seattle Seahawks	Mile High Stadium	* Overtime
Sep 30	74,393	28-29	L	Buffalo Bills	Rich Stadium	
Oct 8	74,814	29-30	L	Cleveland Browns	Mile High Stadium	Monday night
Oct 14	74,285	17-34	L	Pittsburgh Steelers	Mile High Stadium	
Oct 21	29,850	27-17	W	Indianapolis Colts	Hoosier Dome	
Nov 4	57,331	22-27	L	Minnesota Vikings	Metrodome	Sunday night
Nov 11	59,557	7-19	L	San Diego Chargers	San Diego Stadium	
Nov 18	75,013	13-16*	L	Chicago Bears	Mile High Stadium	* Overtime
Nov 22	73,896	27-40	L	Detroit Lions	Silverdome	Thursday
Dec 2	74,162	20-23	L	Los Angeles Raiders	Mile High Stadium	
Dec 9	74,347	20-31	L	Kansas City Chiefs	Arrowhead Stadium	
Dec 16	64,919	20-10	W	San Diego Chargers	Mile High Stadium	
Dec 23	55,845	12-17	L	Seattle Seahawks	Kingdome	Sunday night
Dec 30	46,943	22-13	W	Green Bay Packers	Mile High Stadium	
	1,071,128	331-374		(Bye Oct 28)		

1991

HEAD COACH: Dan Reeves


PRESEASON (2-3)

Jul 27	23,815	3-14	L	Detroit Lions	Canton, Ohio (Hall of Fame)	
Aug 2	75,375	10-3	W	Indianapolis Colts	Mile High Stadium	Saturday
Aug 7	54,170	6-24	L	San Francisco 49ers	Candlestick Park	Friday night
Aug 19	72,555	21-13	W	Miami Dolphins	Mile High Stadium	Wednesday night
Aug 23	38,372	10-34	L	Phoenix Cardinals	Sun Devil Stadium	Monday night
	264,287	50-88				Friday night

REGULAR SEASON (12-4) (1st AFC West)

Sep 1	72,855	45-14	W	Cincinnati Bengals	Mile High Stadium	
Sep 8	48,569	13-16	L	Los Angeles Raiders	L.A. Coliseum	
Sep 15	74,152	16-10	W	Seattle Seahawks	Mile High Stadium	
Sep 22	73,258	27-19	W	San Diego Chargers	Mile High Stadium	
Sep 29	55,031	13-6	W	Minnesota Vikings	Metrodome	Sunday night
Oct 6	59,145	14-42	L	Houston Oilers	Astrodome	
Oct 20	75,866	19-16	W	Kansas City Chiefs	Mile High Stadium	
Oct 27	43,994	9-6	W	New England Patriots	Foxboro Stadium	
Nov 3	70,973	20-13	W	Pittsburgh Steelers	Mile High Stadium	Sunday night
Nov 10	75,896	16-17	L	Los Angeles Raiders	Mile High Stadium	
Nov 17	74,661	24-20	W	Kansas City Chiefs	Arrowhead Stadium	
Nov 24	60,430	10-13	L	Seattle Seahawks	Kingdome	
Dec 1	67,116	20-3	W	New England Patriots	Mile High Stadium	
Dec 8	73,539	17-7	W	Cleveland Browns	Cleveland Stadium	
Dec 15	74,098	24-19	W	Phoenix Cardinals	Mile High Stadium	
Dec 22	51,449	17-14	W	San Diego Chargers	San Diego Stadium	
	1,053,275	304-235		(Bye Oct 13)		



					DENVER			BRONCOS			
<b>1991 AFC DIVISIONAL PLAYOFF GAME</b>											
Jan	4	75,301	26-24	W	Houston Oilers			Mile High Stadium		Saturday	
<b>1991 AFC CHAMPIONSHIP GAME</b>											
Jan	12	80,272	7-10	L	Buffalo Bills			Rich Stadium			

## 1992

HEAD COACH: Dan Reeves

### PRESEASON (1-4)

Aug	3	50,435	7-13	L	San Francisco 49ers	Candlestick Park	Monday night
Aug	8	66,521	31-10	W	Tampa Bay Buccaneers	Mile High Stadium	Saturday night
Aug	15	60,813	27-31	L	Miami Dolphins	Berlin, Germany (American Bowl)	Saturday
Aug	22	61,485	3-17	L	Dallas Cowboys	Texas Stadium	Saturday night
Aug	28	66,743	17-21	L	Phoenix Cardinals	Mile High Stadium	Friday night
		305,997	75-92				

### REGULAR SEASON (8-8) (3rd AFC West)

Sep	6	75,418	17-13	W	Los Angeles Raiders	Mile High Stadium	Sunday night
Sep	13	74,367	21-13	W	San Diego Chargers	Mile High Stadium	
Sep	20	65,833	0-30	L	Philadelphia Eagles	Veterans Stadium	
Sep	27	78,064	12-0	W	Cleveland Browns	Cleveland Stadium	
Oct	4	75,629	20-19	W	Kansas City Chiefs	Mile High Stadium	
Oct	12	56,371	17-34	L	Washington Redskins	RFK Stadium	Monday night
Oct	18	74,827	27-21	W	Houston Oilers	Mile High Stadium	
Oct	25	53,576	21-24	L	San Diego Chargers	Jack Murphy Stadium	
Nov	8	74,678	27-16	W	New York Jets	Mile High Stadium	
Nov	15	75,269	27-13	W	New York Giants	Mile High Stadium	Sunday night
Nov	22	50,011	0-24	L	Los Angeles Raiders	L.A. Coliseum	
Nov	30	51,612	13-16*	L	Seattle Seahawks	Kingdome	Mon. night (*OT)
Dec	6	74,946	27-31	L	Dallas Cowboys	Mile High Stadium	
Dec	12	71,740	17-27	L	Buffalo Bills	Rich Stadium	Saturday
Dec	20	72,570	10-6	W	Seattle Seahawks	Mile High Stadium	
Dec	27	76,240	20-42	L	Kansas City Chiefs	Arrowhead Stadium	
		1,108,833	262-329		(Bye Nov 1)		

## 1993

HEAD COACH: Wade Phillips

### PRESEASON (2-2)

Aug	7	38,020	23-7	W	Tampa Bay Buccaneers	Tampa Stadium	Saturday night
Aug	16	71,921	13-16	L	San Francisco 49ers	Mile High Stadium	Monday night
Aug	20	59,383	34-24	W	Miami Dolphins	Mile High Stadium	Friday night
Aug	27	44,207	9-34	L	Phoenix Cardinals	Sun Devil Stadium	Friday night
		213,531	79-81				

### REGULAR SEASON (9-7) (3rd AFC West)

Sep	5	68,130	26-20	W	New York Jets	Giants Stadium	
Sep	12	75,074	34-17	W	San Diego Chargers	Mile High Stadium	
Sep	20	78,453	7-15	L	Kansas City Chiefs	Arrowhead Stadium	Monday night
Oct	3	74,953	35-13	W	Indianapolis Colts	Mile High Stadium	
Oct	10	58,943	27-30	L	Green Bay Packers	Lambeau Field	Sunday night
Oct	18	75,712	20-23	L	Los Angeles Raiders	Mile High Stadium	Monday night
Oct	31	73,644	28-17	W	Seattle Seahawks	Mile High Stadium	
Nov	7	77,818	29-14	W	Cleveland Browns	Cleveland Stadium	
Nov	14	67,329	23-26	L	Minnesota Vikings	Mile High Stadium	
Nov	21	74,840	37-13	W	Pittsburgh Steelers	Mile High Stadium	
Nov	28	57,812	17-9	W	Seattle Seahawks	Kingdome	
Dec	5	60,233	10-13	L	San Diego Chargers	Jack Murphy Stadium	
Dec	12	75,822	27-21	W	Kansas City Chiefs	Mile High Stadium	
Dec	18	53,056	13-3	W	Chicago Bears	Soldier Field	Saturday
Dec	26	73,434	10-17	L	Tampa Bay Buccaneers	Mile High Stadium	
Jan	2	66,904	30-33*	L	Los Angeles Raiders	L.A. Coliseum	*Overtime
		1,112,157	373-284		(Bye Sep 26 and Oct 24)		

### 1993 AFC WILD CARD PLAYOFF GAME

Jan	9	65,314	24-42	L	Los Angeles Raiders	L.A. Coliseum	
-----	---	--------	-------	---	---------------------	---------------	--

## 1994

HEAD COACH: Wade Phillips

### PRESEASON (2-3)

Jul	31	37,406	22-25	L	Los Angeles Raiders	Barcelona, Spain (American Bowl)	
Aug	6	72,231	37-16	W	Atlanta Falcons	Mile High Stadium	Saturday night
Aug	12	52,429	3-20	L	San Francisco 49ers	Candlestick Park	Friday night
Aug	21	63,923	10-34	L	Dallas Cowboys	Texas Stadium	
Aug	25	70,075	30-21	W	Arizona Cardinals	Mile High Stadium	Thursday night
		258,695	102-116				

### REGULAR SEASON (7-9) (4th AFC West)

Sep	4	74,032	34-37	L	San Diego Chargers	Mile High Stadium	Sunday night
Sep	11	73,436	22-25*	L	New York Jets	Giants Stadium	*Overtime

				DENVER 		BRONCOS	
Sep	18	75,764	16-48	L	Los Angeles Raiders	Mile High Stadium	
Sep	26	75,373	20-27	L	Buffalo Bills	Rich Stadium	Monday night
Oct	9	63,872	16-9	W	Seattle Seahawks	Husky Stadium	
Oct	17	75,151	28-31	L	Kansas City Chiefs	Mile High Stadium	Monday night
Oct	23	61,626	20-15	W	San Diego Chargers	Jack Murphy Stadium	
Oct	30	73,190	26-14	W	Cleveland Browns	Mile High Stadium	
Nov	6	48,103	21-27	L	L.A. Rams	Anaheim Stadium	
Nov	13	71,290	17-10	W	Seattle Seahawks	Mile High Stadium	
Nov	20	70,594	32-28	W	Atlanta Falcons	Mile High Stadium	
Nov	27	69,714	15-13	W	Cincinnati Bengals	Mile High Stadium	
Dec	4	77,631	20-17*	W	Kansas City Chiefs	Arrowhead Stadium	*Overtime
Dec	11	60,016	13-23	L	L.A. Raiders	L.A. Coliseum	
Dec	17	64,884	19-42	L	San Francisco 49ers	Candlestick Park	Saturday
Dec	24	64,445	28-30	L	New Orleans Saints	Mile High Stadium	Saturday
		1,099,121	347-386				

## 1995

HEAD COACH: Mike Shanahan

### PRESEASON (3-2)

July	29	71,182	9-7	W	San Francisco 49ers	Mile High Stadium	Saturday night
Aug	5	48,526	24-10	W	San Francisco 49ers	Tokyo Dome (American Bowl)	Saturday night
Aug	12	57,017	10-19	L	Carolina Panthers	Clemson Stadium	Saturday night
Aug	21	72,451	20-17	W	Dallas Cowboys	Mile High Stadium	Monday night
Aug	25	66,023	17-23	L	Jacksonville Jaguars	Jacksonville Municipal Stadium	Friday night
		315,199	80-76				

### REGULAR SEASON (8-8) (4th AFC West)

Sep	3	75,157	22-7	W	Buffalo Bills	Mile High Stadium	Sunday night
Sep	10	64,578	21-31	L	Dallas Cowboys	Texas Stadium	
Sep	17	71,930	38-31	W	Washington Redskins	Mile High Stadium	
Sep	24	58,987	6-17	L	San Diego Chargers	Jack Murphy Stadium	
Oct	1	49,914	10-27	L	Seattle Seahawks	Kingdome	
Oct	8	60,074	37-3	W	New England Patriots	Foxboro Stadium	Sunday night
Oct	16	75,491	27-0	W	Oakland Raiders	Mile High Stadium	Monday night
Oct	22	71,044	7-21	L	Kansas City Chiefs	Mile High Stadium	
Nov	5	71,488	38-6	W	Arizona Cardinals	Mile High Stadium	
Nov	12	60,842	13-31	L	Philadelphia Eagles	Veterans Stadium	Sunday night
Nov	19	74,681	30-27	W	San Diego Chargers	Mile High Stadium	
Nov	26	36,113	33-42	L	Houston Oilers	Astrodome	
Dec	3	72,231	31-23	W	Jacksonville Jaguars	Mile High Stadium	
Dec	10	71,488	27-31	L	Seattle Seahawks	Mile High Stadium	
Dec	17	75,061	17-20	L	Kansas City Chiefs	Arrowhead Stadium	
Dec	24	50,074	31-28	W	Oakland Raiders	Oakland-Alameda County Coliseum	
		1,039,153	388-345				

## 1996

HEAD COACH: Mike Shanahan

### PRESEASON (3-1)

Aug	3	48,577	20-17	W	San Francisco 49ers	3Com Park	Saturday
Aug	10	70,649	40-28	W	Carolina Panthers	Mile High Stadium	Saturday night
Aug	17	56,115	20-3	W	Dallas Cowboys	Texas Stadium	Saturday night
Aug	23	57,665	24-31	L	Jacksonville Jaguars	Mile High Stadium	Friday night
		233,006	104-79				

### REGULAR SEASON (13-3) (1st AFC West)

Sep	1	70,595	31-6	W	New York Jets	Mile High Stadium	
Sep	8	43,671	30-20	W	Seattle Seahawks	Kingdome	
Sep	15	71,535	27-23	W	Tampa Bay Buccaneers	Mile High Stadium	Sunday night
Sep	22	79,439	14-17	L	Kansas City Chiefs	Arrowhead Stadium	
Sep	29	51,798	14-10	W	Cincinnati Bengals	Cinergy Field	
Oct	6	75,058	28-17	W	San Diego Chargers	Mile High Stadium	
Oct	20	70,453	45-34	W	Baltimore Ravens	Mile High Stadium	
Oct	27	75,652	34-7	W	Kansas City Chiefs	Mile High Stadium	
Nov	4	61,179	22-21	W	Oakland Raiders	Oakland-Alameda County Coliseum	Mon. night
Nov	10	75,555	17-12	W	Chicago Bears	Mile High Stadium	
Nov	17	59,452	34-8	W	New England Patriots	Foxboro Stadium	
Nov	24	59,142	21-17	W	Minnesota Vikings	Hubert H. Humphrey Metrodome	
Dec	1	74,982	34-7	W	Seattle Seahawks	Mile High Stadium	
Dec	8	60,712	6-41	L	Green Bay Packers	Lambeau Field	
Dec	15	75,466	24-19	W	Oakland Raiders	Mile High Stadium	
Dec	22	46,801	10-16	L	San Diego Chargers	Jack Murphy Stadium	Sunday night
		1,051,490	391-275				

### 1996 AFC DIVISIONAL PLAYOFF GAME

Jan	4	75,678	27-30	L	Jacksonville Jaguars	Mile High Stadium	Saturday
-----	---	--------	-------	---	----------------------	-------------------	----------



1997

HEAD COACH: Mike Shanahan

**PRESEASON (3-2)**

Jul 26	69,739	31-10	W	Buffalo Bills	Mile High Stadium	Saturday night
Aug 4	104,629	19-38	L	Miami Dolphins	Estadio Guillermo Canedo (Mexico City, American Bowl)	Monday night
Aug 9	68,296	23-13	W	Carolina Panthers	Ericsson Stadium	Saturday night
Aug 17	55,354	21-31	L	New England Patriots	Foxboro Stadium	
Aug 23	69,874	31-17	W	San Francisco 49ers	Mile High Stadium	Saturday night
	367,892	125-109				

**REGULAR SEASON (12-4) (2nd AFC West)**

Aug 31	75,600	19-3	W	Kansas City Chiefs	Mile High Stadium	
Sep 7	55,859	35-14	W	Seattle Seahawks	Kingdome	
Sep 14	74,338	35-14	W	St. Louis Rams	Mile High Stadium	
Sep 21	73,871	38-20	W	Cincinnati Bengals	Mile High Stadium	
Sep 28	48,211	29-21	W	Atlanta Falcons	Georgia Dome	
Oct 6	75,821	34-13	W	New England Patriots	Mile High Stadium	Monday night
Oct 19	57,006	25-28	L	Oakland Raiders	Oakland-Alameda County Coliseum	
Oct 26	78,458	23-20*	W	Buffalo Bills	Rich Stadium	*Overtime
Nov 2	74,212	30-27	W	Seattle Seahawks	Mile High Stadium	
Nov 9	71,408	34-0	W	Carolina Panthers	Mile High Stadium	
Nov 16	77,963	22-24	L	Kansas City Chiefs	Arrowhead Stadium	
Nov 24	75,307	31-3	W	Oakland Raiders	Mile High Stadium	Monday night
Nov 30	54,245	38-28	W	San Diego Chargers	Qualcomm Stadium	Sunday night
Dec 7	59,739	24-35	L	Pittsburgh Steelers	Three Rivers Stadium	
Dec 15	68,461	17-34	L	San Francisco 49ers	3Com Park	Monday night
Dec 21	69,632	38-3	W	San Diego Chargers	Mile High Stadium	
	1,090,131	472-287				

**1997 AFC WILD CARD PLAYOFF GAME**

Dec 27	74,481	42-17	W	Jacksonville Jaguars	Mile High Stadium	Saturday
--------	--------	-------	---	----------------------	-------------------	----------

**1997 AFC DIVISIONAL PLAYOFF GAME**

Jan 4	76,965	14-10	W	Kansas City Chiefs	Arrowhead Stadium	
-------	--------	-------	---	--------------------	-------------------	--

**1997 AFC CHAMPIONSHIP GAME**

Jan 11	61,382	24-21	W	Pittsburgh Steelers	Three Rivers Stadium	
--------	--------	-------	---	---------------------	----------------------	--

**SUPER BOWL XXXII**

Jan 25	68,912	31-24	W	Green Bay Packers	Qualcomm Stadium, San Diego, Calif.	
--------	--------	-------	---	-------------------	-------------------------------------	--

1998

HEAD COACH: Mike Shanahan

**PRESEASON (3-1)**

Aug 8	53,842	20-13	W	St. Louis Rams	Trans World Dome	Saturday night
Aug 14	70,937	17-10	W	New Orleans Saints	Mile High Stadium	Friday night
Aug 24	73,183	34-31	W	Green Bay Packers	Mile High Stadium	Monday night
Aug 29	33,194	13-16	L	Tennessee Oilers	Vanderbilt Stadium	Saturday
	231,156	84-70				

**REGULAR SEASON (14-2) (1st AFC West)**

Sep 7	74,745	27-21	W	New England Patriots	Mile High Stadium	Monday night
Sep 13	75,013	42-23	W	Dallas Cowboys	Mile High Stadium	
Sep 20	56,578	34-17	W	Oakland Raiders	Oakland-Alameda County Coliseum	
Sep 27	71,880	38-16	W	Washington Redskins	Jack Kent Cooke Stadium	
Oct 4	73,218	41-16	W	Philadelphia Eagles	Mile High Stadium	
Oct 11	66,258	21-16	W	Seattle Seahawks	Kingdome	
Oct 25	75,217	37-24	W	Jacksonville Jaguars	Mile High Stadium	
Nov 1	59,974	33-26	W	Cincinnati Bengals	Cinergy Field	
Nov 8	74,925	27-10	W	San Diego Chargers	Mile High Stadium	
Nov 16	78,100	30-7	W	Kansas City Chiefs	Arrowhead Stadium	Monday night
Nov 22	75,325	40-14	W	Oakland Raiders	Mile High Stadium	
Nov 29	66,532	31-16	W	San Diego Chargers	Qualcomm Stadium	Sunday night
Dec 6	74,962	35-31	W	Kansas City Chiefs	Mile High Stadium	
Dec 13	72,336	16-20	L	New York Giants	Giants Stadium	
Dec 21	74,363	21-31	L	Miami Dolphins	Pro Player Stadium	Monday night
Dec 27	74,057	28-21	W	Seattle Seahawks	Mile High Stadium	
	1,143,213	501-309				

**1998 AFC DIVISIONAL PLAYOFF GAME**

Jan 9	75,729	38-3	W	Miami Dolphins	Mile High Stadium	Saturday
-------	--------	------	---	----------------	-------------------	----------

**1998 AFC CHAMPIONSHIP GAME**

Jan 17	75,482	23-10	W	New York Jets	Mile High Stadium	
--------	--------	-------	---	---------------	-------------------	--

**SUPER BOWL XXXIII**

Jan 31	74,803	34-19	W	Atlanta Falcons	Pro Player Stadium, Miami, Fla.	
--------	--------	-------	---	-----------------	---------------------------------	--

1999

HEAD COACH: Mike Shanahan

**PRESEASON (3-2)**

Aug 7	73,811	20-17	W	San Diego Chargers	Stadium Australia (Sydney, American Bowl)	
Aug 14	67,941	38-7	W	Arizona Cardinals	Mile High Stadium	Saturday night
Aug 23	78,184	12-27	L	Green Bay Packers	Camp Randall Stad., Madison, Wisc.	Monday night
Aug 29	61,893	12-22	L	Dallas Cowboys	Texas Stadium	Sunday night
Sep 3	68,421	34-3	W	San Francisco 49ers	Mile High Stadium	Friday night
	350,250	116-76				

**REGULAR SEASON (6-10) (5th AFC West)**

Sep 13	75,623	21-38	L	Miami Dolphins	Mile High Stadium	Monday night
Sep 19	78,683	10-26	L	Kansas City Chiefs	Arrowhead Stadium	
Sep 26	65,297	10-13	L	Tampa Bay Buccaneers	Raymond James Stadium	
Oct 3	74,181	13-21	L	New York Jets	Mile High Stadium	
Oct 10	55,704	16-13	W	Oakland Raiders	Network Associates Coliseum	
Oct 17	73,352	31-10	W	Green Bay Packers	Mile High Stadium	
Oct 24	60,011	23-24	L	New England Patriots	Foxboro Stadium	
Oct 31	75,021	20-23	L	Minnesota Vikings	Mile High Stadium	
Nov 7	61,204	33-17	W	San Diego Chargers	Qualcomm Stadium	
Nov 14	66,314	17-20	L	Seattle Seahawks	Kingdome	Sunday night
Nov 22	70,012	27-21*	W	Oakland Raiders	Mile High Stadium	*Overtime/Mon. night
Dec 5	73,855	10-16	L	Kansas City Chiefs	Mile High Stadium	
Dec 13	71,357	24-27	L	Jacksonville Jaguars	ALLTEL Stadium	Monday night
Dec 19	65,987	36-30*	W	Seattle Seahawks	Mile High Stadium	
Dec 25	73,158	17-7	W	Detroit Lions	Silverdome	Saturday
Jan 2	69,278	6-12	L	San Diego Chargers	Mile High Stadium	
	1,109,037	314-318				

2000

HEAD COACH: Mike Shanahan

**PRESEASON (4-0)**

Aug 5	37,781	31-17	W	Arizona Cardinals	Sun Devil Stadium	Saturday night
Aug 13	75,367	26-20	W	Green Bay Packers	Mile High Stadium	
Aug 19	76,632	36-23	W	Dallas Cowboys	Mile High Stadium	Saturday night
Aug 25	65,016	28-24	W	San Francisco 49ers	3COM Park	Friday night
	254,796	121-84				

**REGULAR SEASON (11-5) (2nd AFC West)**

Sep 4	65,956	36-41	L	St. Louis Rams	Trans World Dome	Monday night
Sep 10	75,466	42-14	W	Atlanta Falcons	Mile High Stadium	
Sep 17	62,078	33-24	W	Oakland Raiders	Network Associates Coliseum	
Sep 24	74,596	22-23	L	Kansas City Chiefs	Mile High Stadium	
Oct 1	75,684	19-28	L	New England Patriots	Mile High Stadium	
Oct 8	56,079	21-7	W	San Diego Chargers	Qualcomm Stadium	
Oct 15	75,811	44-10	W	Cleveland Browns	Mile High Stadium	
Oct 22	61,603	21-31	L	Cincinnati Bengals	Paul Brown Stadium	
Nov 5	78,305	30-23	W	New York Jets	Giants Stadium	
Nov 13	75,951	27-24	W	Oakland Raiders	Mile High Stadium	Monday night
Nov 19	75,218	38-37	W	San Diego Chargers	Mile High Stadium	
Nov 26	68,661	38-31	W	Seattle Seahawks	Husky Stadium	
Dec 3	64,900	38-23	W	New Orleans Saints	Louisiana Superdome	
Dec 10	75,218	31-24	W	Seattle Seahawks	Mile High Stadium	
Dec 17	78,406	7-20	L	Kansas City Chiefs	Arrowhead Stadium	
Dec 23	76,098	38-9	W	San Francisco 49ers	Mile High Stadium	Saturday
	1,140,030	485-369				

**2000 AFC WILD CARD PLAYOFF GAME**

Dec 31	69,638	3-21	L	Baltimore Ravens	PSINet Stadium	
--------	--------	------	---	------------------	----------------	--

2001

HEAD COACH: Mike Shanahan

**PRESEASON (3-1)**

Aug 11	46,883	20-6	W	Dallas Cowboys	Texas Stadium	Saturday night
Aug 20	59,177	7-22	L	Green Bay Packers	Lambeau Field	Monday night
Aug 25	74,063	31-24	W	New Orleans Saints	INVESCO Field at Mile High	Saturday night
Aug 31	73,855	35-7	W	San Francisco	INVESCO Field at Mile High	Friday night
	253,928	93-59				

**REGULAR SEASON (8-8) (3rd AFC West)**

Sep 10	75,735	31-20	W	New York Giants	INVESCO Field at Mile High	Monday night
Sep 16		**Postponed until Jan. 6 due to terrorist attacks on U.S.**				
Sep 23	50,913	38-17	W	Arizona Cardinals	Sun Devil Stadium	Sunday night
Sep 30	75,082	13-20	L	Baltimore Ravens	INVESCO Field at Mile High	
Oct 7	75,037	20-6	W	Kansas City Chiefs	INVESCO Field at Mile High	
Oct 14	61,837	21-34	L	Seattle Seahawks	Husky Stadium	
Oct 21	67,521	10-27	L	San Diego Chargers	Qualcomm Stadium	
Oct 28	74,750	31-20	W	New England Patriots	INVESCO Field at Mile High	
Nov 5	62,637	28-38	L	Oakland Raiders	Network Associates Coliseum	Monday night
Nov 11	74,951	26-16	W	San Diego Chargers	INVESCO Field at Mile High	



DENVER  BRONCOS									
Nov	18	74,622	10-17	L	Washington Redskins	INVESCO Field at Mile High			
Nov	22	64,104	26-24	W	Dallas Cowboys	Texas Stadium		Thursday	
Dec	2	73,938	10-21	L	Miami Dolphins	Pro Player Stadium			
Dec	9	74,524	20-7	W	Seattle Seahawks	INVESCO Field at Mile High		Sunday night	
Dec	16	77,778	23-26*	L	Kansas City Chiefs	Arrowhead Stadium		Overtime	
Dec	30	75,582	23-17	W	Oakland Raiders	INVESCO Field at Mile High			
Jan	6	56,192	10-29	L	Indianapolis Colts	RCA Dome			
		1,115,203	340-339						

## 2002

HEAD COACH: Mike Shanahan

### PRESEASON (3-1)

Aug 10	52,168	27-3	W	Chicago Bears	Memorial Stadium, Champaign, Ill.	Saturday night
Aug 19	73,071	7-12	L	San Francisco 49ers	INVESCO Field at Mile High	Monday night
Aug 24	26,736	19-13	W	Arizona Cardinals	Sun Devil Stadium	Saturday night
Aug 29	71,755	31-0	W	Seattle Seahawks	INVESCO Field at Mile High	Thursday night
	223,730	84-28				

### REGULAR SEASON (9-7) (2nd AFC West)

Sep 8	75,710	23-16	W	St. Louis Rams	INVESCO Field at Mile High	
Sep 15	67,685	24-14	W	San Francisco 49ers	3COM Park	
Sep 22	75,359	28-23	W	Buffalo Bills	INVESCO Field at Mile High	Monday night
Sep 30	69,538	23-34	L	Baltimore Ravens	Ravens Stadium	
Oct 6	75,065	26-9	W	San Diego Chargers	INVESCO Field at Mile High	Sunday night *Overtime
Oct 13	75,941	22-24	L	Miami Dolphins	INVESCO Field at Mile High	
Oct 20	78,446	37-34*	W	Kansas City Chiefs	Arrowhead Stadium	Monday night
Oct 27	68,436	24-16	W	New England Patriots	Gillette Stadium	
Nov 11	76,643	10-34	L	Oakland Raiders	INVESCO Field at Mile High	Sun. night (*OT) *Overtime
Nov 17	65,495	31-9	W	Seattle Seahawks	Seahawks Stadium	
Nov 24	75,075	20-23*	L	Indianapolis Colts	INVESCO Field at Mile High	
Dec 1	66,357	27-30*	L	San Diego Chargers	Qualcomm Stadium	
Dec 8	78,521	13-19	L	New York Jets	Giants Stadium	
Dec 15	75,947	31-24	W	Kansas City Chiefs	INVESCO Field at Mile High	
Dec 22	62,592	16-28	L	Oakland Raiders	Network Associates Coliseum	
Dec 29	75,164	37-7	W	Arizona Cardinals	INVESCO Field at Mile High	
	1,161,974	392-344				

## 2003

HEAD COACH: Mike Shanahan

### PRESEASON (3-1)

Aug 9	70,021	20-12	W	Houston Texans	Reliant Stadium	Saturday night
Aug 16	52,861	15-10	W	Chicago Bears	Memorial Stadium, Champaign, Ill.	Saturday night
Aug 25	72,510	23-28	L	Indianapolis Colts	INVESCO Field at Mile High	Monday night
Aug 29	73,038	20-3	W	Seattle Seahawks	INVESCO Field at Mile High	Friday night
	268,430	78-53				

### REGULAR SEASON (10-6) (2nd AFC West)

Sep 7	63,820	30-10	W	Cincinnati Bengals	Bengals Stadium	
Sep 14	65,445	37-13	W	San Diego Chargers	Qualcomm Stadium	
Sep 22	76,753	31-10	W	Oakland Raiders	INVESCO Field at Mile High	Monday night
Sep 28	75,719	20-16	W	Detroit Lions	INVESCO Field at Mile High	
Oct 5	78,903	23-24	L	Kansas City Chiefs	Arrowhead Stadium	
Oct 12	75,974	17-14	W	Pittsburgh Steelers	INVESCO Field at Mile High	
Oct 19	64,381	20-28	L	Minnesota Vikings	Hubert H. Humphrey Metrodome	Monday night
Oct 26	69,721	6-26	L	Baltimore Ravens	M&T Bank Stadium	
Nov 3	76,203	26-30	L	New England Patriots	INVESCO Field at Mile High	
Nov 16	75,217	37-8	W	San Diego Chargers	INVESCO Field at Mile High	
Nov 23	75,540	10-19	L	Chicago Bears	INVESCO Field at Mile High	
Nov 30	57,201	22-8	W	Oakland Raiders	Network Associates Coliseum	
Dec 7	76,403	45-27	W	Kansas City Chiefs	INVESCO Field at Mile High	*Overtime Sunday night
Dec 14	75,358	23-20*	W	Cleveland Browns	INVESCO Field at Mile High	
Dec 21	57,149	31-17	W	Indianapolis Colts	RCA Dome	
Dec 28	70,299	3-31	L	Green Bay Packers	Lambeau Field	
	1,134,086	381-301				

### 2003 AFC WILD CARD PLAYOFF GAME

Jan 4	56,586	10-41	L	Indianapolis Colts	RCA Dome	
-------	--------	-------	---	--------------------	----------	--

## SERIES RECORDS VS. OPPONENTS

### ARIZONA CARDINALS (St. Louis Cardinals 1960-1987) (Phoenix Cardinals 1988-93)

1973—Denver 17, @St. Louis 17  
1977—@Denver 7, St. Louis 0  
1989—Denver 37, @Phoenix 0  
1991—@Denver 24, Phoenix 19  
1995—@Denver 38, Arizona 6  
2001—Denver 38, @Arizona 17  
2002—@Denver 37, Arizona 7

**Broncos lead series 6-0-1**  
(Home: 4-0 / Away: 2-0-1)

### ATLANTA FALCONS

1970—@Denver 24, Atlanta 10  
1972—@Atlanta 23, Denver 20  
1975—@Atlanta 35, Denver 21  
1979—Denver 20, @Atlanta 17 (OT)  
1982—Atlanta 34, @Denver 27  
1985—Denver 44, @Atlanta 28  
1988—@Denver 30, Atlanta 14  
1994—@Denver 32, Atlanta 28  
1997—Denver 29, @Atlanta 21  
1998—Denver 34, @Atlanta 19\*  
2000—@Denver 42, Atlanta 14

**\*Super Bowl XXXIII**  
**Broncos lead series 7-3**  
(Home: 4-1 / Away: 3-2)  
**Postseason: Broncos lead 1-0 (neutral)**

### BALTIMORE RAVENS

1996—@Denver 45, Baltimore 34  
2000—@Baltimore 21, Denver 3\*  
2001—Baltimore 20, @Denver 13  
2002—@Baltimore 34, Denver 23  
2003—@Baltimore 26, Denver 6

**\*AFC Wild Card Game**  
**Ravens lead series 3-1**  
(Home: 1-1 / Away 0-2)  
**Postseason: Ravens lead 1-0 (away)**

### BUFFALO BILLS

1960—Denver 27, @Buffalo 21  
1960—@Denver 38, Buffalo 38 (tie)  
1961—Denver 22, @Buffalo 10  
1961—Buffalo 23, @Denver 10  
1962—Denver 23, @Buffalo 20  
1962—Buffalo 45, @Denver 38  
1963—Buffalo 30, @Denver 28  
1963—@Buffalo 27, Denver 17  
1964—@Buffalo 30, Denver 13  
1964—Buffalo 30, @Denver 19  
1965—Buffalo 30, @Denver 15  
1965—@Buffalo 31, Denver 13  
1966—@Buffalo 38, Denver 21  
1967—Buffalo 17, @Denver 16  
1967—Denver 21, @Buffalo 20  
1968—@Denver 34, Buffalo 32  
1969—@Buffalo 41, Denver 28  
1970—Denver 25, @Buffalo 10  
1975—@Buffalo 38, Denver 14  
1977—@Denver 26, Buffalo 6  
1979—Denver 19, @Buffalo 16  
1981—@Buffalo 9, Denver 7  
1984—Den 37, @Buffalo 7  
1987—@Buf 21, Denver 14  
1989—Den 28, @Buffalo 21  
1990—@Buffalo 29, Denver 28  
1991—@Buffalo 10, Denver 7\*  
1992—@Buffalo 27, Denver 17  
1994—@Buffalo 27, Denver 20  
1995—@Denver 22, Buffalo 7  
1997—Denver 23, @Buffalo 20 (OT)  
2002—@Denver 28, Buffalo 23

**\*AFC Championship**  
**Bills lead series 17-13-1**  
(Home: 3-6-1 / Away: 9-11)  
**Postseason: Bills lead 1-0 (away)**

### CAROLINA PANTHERS

1997—@Denver 34, Carolina 0  
**Broncos lead series 1-0**  
(Home: 1-0)

### CHICAGO BEARS

1971—@Denver 6, Chicago 3  
1973—Chicago 33, @Denver 14  
1976—Denver 28, @Chicago 14  
1978—@Denver 16, Chicago 7  
1981—@Chicago 35, Denver 24  
1983—@Chicago 31, Denver 14  
1984—@Chicago 27, Denver 0  
1987—@Denver 31, Chicago 29  
1990—Chicago 16, @Denver 13 (OT)  
1993—Denver 13, @Chicago 3  
1996—@Denver 17, Chicago 12  
2003—Chicago 19, @Denver 10

**Series tied 6-6**  
(Home: 4-3 / Away: 2-3)

### CINCINNATI BENGALS

1968—@Cincinnati 24, Denver 10  
1968—@Denver 10, Cincinnati 7  
1969—Denver 30, @Cincinnati 23  
1969—@Denver 27, Cincinnati 16  
1971—Cincinnati 24, @Denver 10  
1972—@Cincinnati 21, Denver 10  
1973—Denver 28, Cincinnati 10  
1975—Cincinnati 17, @Denver 16  
1976—@Cincinnati 17, Denver 7  
1977—Denver 24, Cincinnati 13  
1979—@Denver 10, Cincinnati 0  
1981—@Cincinnati 38, Denver 21  
1983—@Denver 24, Cincinnati 17  
1984—@Denver 20, Cincinnati 17  
1986—@Denver 34, Cincinnati 28  
1991—@Denver 45, Cincinnati 14  
1994—@Denver 15, Cincinnati 13  
1996—Denver 14, @Cincinnati 10  
1997—@Denver 38, Cincinnati 20  
1998—Denver 33, @Cincinnati 26  
2000—@Cincinnati 31, Denver 21  
2003—Denver 30, @Cincinnati 10

**Broncos lead series 15-7**  
(Home: 10-2 / Away: 5-5)

### CLEVELAND BROWNS

1970—Cleveland 27, @Denver 13  
1971—Denver 27, @Cleveland 0  
1972—Cleveland 27, @Denver 20  
1974—@Cleveland 23, Denver 21  
1975—@Denver 16, Cleveland 15  
1976—@Denver 44, Cleveland 13  
1978—Denver 19, @Cleveland 7  
1980—Denver 19, @Cleveland 16  
1981—@Denver 23, Cleveland 20 (OT)  
1983—@Denver 27, Cleveland 6  
1984—Denver 24, @Cleveland 14  
1986—Denver 23, @Cleveland 20 (OT)\*  
1987—@Denver 38, Cleveland 33\*  
1988—@Denver 30, Cleveland 7  
1989—@Cleveland 16, Denver 13  
1989—@Denver 37, Cleveland 21\*  
1990—Cleveland 30, @Denver 29  
1991—Denver 17, @Cleveland 7  
1992—Denver 12, @Cleveland 0  
1993—Denver 29, @Cleveland 14  
1994—@Denver 26, Cleveland 14  
2000—@Denver 44, Cleveland 10  
2003—@Denver 23, Cleveland 20 (OT)

**\*AFC Championship**  
**Broncos lead series 15-5**  
(Home: 8-3 / Away 7-2)  
**Postseason: Broncos lead 3-0**  
(Home: 2-0 / Away: 1-0)

### DALLAS COWBOYS

1973—Dallas 22, @Denver 10  
1977—@Dallas 14, Denver 6  
1977—Dallas 27, Denver 10\*  
1980—@Denver 41, Dallas 20  
1986—@Denver 29, Dallas 14  
1992—Dallas 31, @Denver 27  
1995—@Dallas 31, Denver 21  
1998—@Denver 42, Dallas 23  
2001—Denver 26, @Dallas 24  
**\*Super Bowl XII**  
**Series tied 4-4**  
(Home: 3-2 / Away: 1-2)  
**Postseason: Cowboys lead 1-0 (neutral)**

### DETROIT LIONS

1971—Detroit 24, @Denver 20  
1974—Denver 31, @Detroit 27  
1978—@Detroit 17, Denver 14  
1981—@Denver 27, Detroit 21  
1984—Denver 28, @Detroit 7  
1987—@Denver 34, Detroit 0  
1990—@Detroit 40, Denver 27  
1999—Denver 17, @Detroit 7  
2003—@Denver 20, Detroit 16

**Broncos lead series 6-3**  
(Home: 3-1 / Away: 3-2)

### GREEN BAY PACKERS

1971—@Green Bay 34, Denver 13 (Milw.)  
1975—@Denver 23, Green Bay 13  
1978—@Denver 16, Green Bay 3  
1984—@Denver 17, Green Bay 14  
1987—@G. Bay 17, Denver 17 (OT) (Milw.)  
1990—@Denver 22, Green Bay 13  
1993—@Green Bay 30, Denver 27  
1996—@Green Bay 41, Denver 6  
1997—Denver 31, Green Bay 24\*  
1999—@Denver 31, Green Bay 10  
2003—@Green Bay 31, Denver 3

**\*Super Bowl XXXII**  
**Broncos lead series 5-4-1**  
(Home: 5-0 / Away: 0-4-1)  
**Postseason: Broncos lead 1-0 (neutral)**

### INDIANAPOLIS COLTS

(Baltimore Colts 1953-83)  
1974—Denver 17, @Baltimore 6  
1977—@Denver 27, Baltimore 13  
1978—@Baltimore 7, Denver 6  
1981—@Denver 28, Baltimore 10  
1983—Denver 17, @Baltimore 10  
1983—@Denver 21, Baltimore 19  
1985—Denver 15, @Indianapolis 10  
1988—@Indianapolis 55, Denver 23  
1989—@Denver 14, Indianapolis 3  
1990—Denver 27, @Indianapolis 17  
1993—@Denver 35, Indianapolis 13  
2001—@Indianapolis 29, Denver 10  
2002—Indianapolis 23, @Denver 20 (OT)  
2003—Denver 31, @Indianapolis 17  
2003—@Indianapolis 41, Denver 10\*

**AFC Wild Card Game**  
**Broncos lead series 10-4**  
(Home: 5-1 / Away: 5-3)  
**Postseason: Colts lead 1-0 (away)**

### JACKSONVILLE JAGUARS

1995—@Denver 31, Jacksonville 23  
1996—Jacksonville 30, @Denver 27\*  
1997—@Denver 42, Jacksonville 17\*\*  
1998—@Denver 37, Jacksonville 17  
1999—@Jacksonville 27, Denver 24

**\*AFC Divisional Playoff**  
**\*\*AFC Wild Card Game**  
**Broncos lead series 2-1**  
(Home: 2-0 / Away: 0-1)  
**Postseason: Series tied 1-1 (home)**



## KANSAS CITY CHIEFS

(Dallas Texans 1960-62)

1960—Dallas 17, @Denver 14  
1960—@Dallas 34, Denver 7  
1961—Dallas 19, @Denver 12  
1961—@Dallas 49, Denver 21  
1962—Dallas 24, @Denver 3  
1962—@Dallas 17, Denver 10  
1963—Kansas City 59, @Denver 7  
1963—@Kansas City 52, Denver 21  
1964—@Denver 33, Kansas City 27  
1964—@Kansas City 49, Denver 39  
1965—Kansas City 31, @Denver 23  
1965—@Kansas City 45, Denver 35  
1966—@Kansas City 37, Denver 10  
1966—Kansas City 56, @Denver 10  
1967—@Kansas City 52, Denver 9  
1967—Kansas City 38, @Denver 24  
1968—@Kansas City 34, Denver 2  
1968—Kansas City 30, @Denver 7  
1969—Kansas City 26, @Denver 13  
1969—@Kansas City 31, Denver 17  
1970—@Denver 26, Kansas City 13  
1970—@Kansas City 16, Denver 0  
1971—Kansas City 16, @Denver 3  
1971—@Kansas City 28, Denver 10  
1972—Kansas City 45, @Denver 24  
1972—@Kansas City 24, Denver 21  
1973—@Kansas City 16, Denver 14  
1973—@Denver 14, Kansas City 10  
1974—Denver 17, @Kansas City 14  
1974—Kansas City 42, @Denver 34  
1975—@Denver 37, Kansas City 33  
1975—@Kansas City 26, Denver 13  
1976—Denver 35, @Kansas City 26  
1976—@Denver 17, Kansas City 16  
1977—@Denver 23, Kansas City 7  
1977—Denver 14, @Kansas City 7  
1978—Denver 23, @Kansas City 17 (OT)  
1978—@Denver 24, Kansas City 3  
1979—Denver 24, @Kansas City 10  
1979—@Denver 20, Kansas City 3  
1980—Kansas City 23, @Denver 17  
1980—@Kansas City 31, Denver 14  
1981—@Kansas City 28, Denver 14  
1981—@Denver 16, Kansas City 13  
1982—Kansas City 37, @Denver 16  
1983—@Denver 27, Kansas City 24  
1983—@Kansas City 48, Denver 17  
1984—@Denver 21, Kansas City 0  
1984—@Kansas City 16, Denver 13  
1985—Denver 30, @Kansas City 10  
1985—@Denver 14, Kansas City 17  
1986—@Denver 38, Kansas City 13  
1986—@Kansas City 37, Denver 10  
1987—Denver 26, @Kansas City 17  
1987—@Denver 20, Kansas City 17  
1988—@Kansas City 20, Denver 13  
1988—@Denver 17, Kansas City 11  
1989—@Denver 34, Kansas City 20  
1989—Denver 16, @Kansas City 13  
1990—@Kansas City 23, Kansas City 23  
1990—@Denver 31, Denver 20  
1991—@Denver 19, Kansas City 16  
1991—Denver 24, @Kansas City 20  
1992—@Denver 20, Kansas City 19  
1992—@Kansas City 42, Denver 20  
1993—@Kansas City 15, Denver 7  
1993—@Denver 27, Kansas City 21  
1994—Kansas City 31, @Denver 28  
1994—Denver 20, @Kansas City 17 (OT)  
1995—Kansas City 21, @Denver 7  
1995—@Kansas City 20, Denver 17  
1996—@Kansas City 17, Denver 14  
1996—@Denver 34, Kansas City 7  
1997—@Denver 19, Kansas City 3  
1997—@Kansas City 24, Denver 22  
1997—Denver 14, @Kansas City 10\*  
1998—Denver 30, @Kansas City 7  
1998—@Denver 35, Kansas City 31  
1999—@Kansas City 26, Denver 10  
1999—Kansas City 16, @Denver 10  
2000—Kansas City 23, @Denver 22  
2000—@Kansas City 20, Denver 7  
2001—@Denver 20, Kansas City 6  
2001—@Kansas City 26, Denver 23 (OT)  
2002—Denver 37, @Kansas City 34 (OT)

2002—@Denver 31, Kansas City 24  
2003—@Kansas City 24, Denver 23  
2003—@Denver 45, Kansas City 27  
**\*AFC Divisional Playoff**  
**Chiefs lead series 49-38**  
**(Home: 26-18 / Away: 12-31)**  
**Postseason: Broncos lead 1-0 (away)**

## MIAMI DOLPHINS

1966—@Miami 24, Denver 7  
1966—@Denver 17, Miami 7  
1967—@Miami 35, Denver 21  
1968—@Denver 21, Miami 14  
1969—@Miami 27, Denver 24  
1971—@Denver 10, Miami 10  
1975—@Miami 14, Denver 13  
1985—Miami 30, @Denver 26  
1998—@Miami 31, Denver 21  
1998—@Denver 38, Miami 3\*  
1999—Miami 38, @Denver 21  
2001—@Miami 21, Denver 10  
2002—Miami 24, @Denver 22  
**\*AFC Divisional Playoff**  
**Dolphins lead series 9-2-1**  
**(Home: 2-3-1 / Away: 0-6)**  
**Postseason: Broncos lead 1-0 (home)**

## MINNESOTA VIKINGS

1972—Minnesota 23, @Denver 20  
1978—@Minnesota 12, Denver 9 (OT)  
1981—@Denver 19, Minnesota 17  
1984—@Denver 42, Minnesota 21  
1987—@Minnesota 34, Denver 27  
1990—@Minnesota 27, Denver 22  
1991—Denver 13, @Minnesota 6  
1993—Minnesota 26, @Denver 23  
1996—Denver 21, @Minnesota 17  
1999—Minnesota 23, @Denver 20  
2003—@Minnesota 28, Denver 20  
**Vikings lead series 7-4**  
**(Home: 2-3 / Away: 2-4)**

## NEW ENGLAND PATRIOTS

(Boston Patriots 1960-70)

1960—Denver 13, @Boston 10  
1960—@Denver 31, Boston 24  
1961—@Boston 45, Denver 17  
1961—Boston 28, @Denver 24  
1962—@Boston 41, Denver 16  
1962—Boston 33, @Denver 29  
1963—@Denver 14, Boston 10  
1963—@Boston 40, Denver 21  
1964—Boston 39, @Denver 10  
1964—@Boston 12, Denver 7  
1965—Denver 27, @Boston 10  
1965—Boston 28, @Denver 20  
1966—Boston 24, @Denver 10  
1966—Denver 17, @Boston 10  
1967—@Denver 26, Boston 21  
1968—Boston 20, @Denver 17  
1968—Denver 35, @Boston 14  
1969—@Denver 35, Boston 7  
1972—@Denver 45, New England 21  
1976—@New England 38, Denver 14  
1979—@Denver 45, New England 10  
1980—@New England 23, Denver 14  
1984—@Denver 26, New England 19  
1986—@Denver 27, New England 20  
1986—@Denver 22, New England 17\*  
1987—@Denver 31, New England 20  
1988—@Denver 21, New England 10  
1991—Denver 9, @New England 6  
1991—@Denver 20, New England 3  
1995—Denver 37, @New England 3  
1996—Denver 34, @New England 8  
1997—@Denver 34, New England 13  
1998—@Denver 27, New England 21  
1999—@New England 24, Denver 23  
2000—New England 28, @Denver 19  
2001—@Denver 31, New England 20  
2002—Denver 24, @New England 16  
2003—New England 30, @Denver 26  
**\*AFC Divisional Playoff**  
**Broncos lead series 22-15**  
**(Home: 14-8 / Away: 8-7)**  
**Postseason: Broncos lead 1-0 (home)**

## NEW ORLEANS SAINTS

1970—Denver 31, @New Orleans 6  
1974—@Denver 33, New Orleans 17  
1979—@Denver 10, New Orleans 3  
1985—@Denver 34, New Orleans 23  
1988—@New Orleans 42, Denver 0  
1994—New Orleans 30, @Denver 28  
2000—Denver 38, @New Orleans 23  
**Broncos lead series 5-2**  
**(Home: 3-1 / Away: 2-1)**

## NEW YORK GIANTS

1972—@New York 29, Denver 17  
1976—@Denver 14, New York 13  
1980—Denver 14, @New York 9  
1986—@New York 19, Denver 16  
1986—New York 39, Denver 20\*  
1989—New York 14, @Denver 7  
1992—@Denver 27, New York 13  
1998—@New York 20, Denver 16  
2001—@Denver 31, New York 20  
**\*Super Bowl XXI**  
**Series tied 4-4**  
**(Home: 3-1 / Away: 1-3)**  
**Postseason: Giants lead 1-0 (neutral)**

## NEW YORK JETS

(New York Titans 1960-62)

1960—@New York 28, Denver 24  
1960—New York 30, @Denver 27  
1961—@New York 35, Denver 28  
1961—@Denver 27, New York 10  
1962—Denver 32, @New York 10  
1962—New York 46, @Denver 45  
1963—Denver 35, New York 35  
1963—New York 14, @Denver 9  
1964—@New York 30, Denver 6  
1964—@Denver 20, New York 16  
1965—@Denver 16, New York 13  
1965—@New York 45, Denver 10  
1966—New York 16, @Denver 7  
1967—New York 38, @Denver 24  
1967—Denver 33, @New York 14  
1968—Denver 21, @New York 13  
1969—@Denver 21, New York 19  
1973—Denver 40, @New York 28  
1976—@Denver 46, New York 3  
1978—New York 31, @Denver 28  
1980—@Denver 31, New York 24  
1986—@New York 22, Denver 10  
1992—@Denver 27, New York 16  
1993—Denver 26, @New York 20  
1994—@New York 25, Denver 22 (OT)  
1996—@Denver 31, New York 6  
1998—@Denver 23, New York 10\*  
1999—New York 21, @Denver 13  
2000—Denver 30, @New York 23  
2002—@New York 19, Denver 13  
**\*AFC Championship**  
**Series tied 14-14-1**  
**(Home: 8-7 / Away: 6-7-1)**  
**Postseason: Broncos lead 1-0 (home)**

## OAKLAND RAIDERS

(Oakland Raiders 1960-81)

(Los Angeles Raiders 1982-94)  
1960—@Denver 31, Oakland 14  
1960—@Oakland 48, Denver 10  
1961—@Oakland 33, Denver 19  
1961—@Denver 27, Oakland 24  
1962—@Denver 44, Oakland 7  
1962—Denver 23, @Oakland 6  
1963—Oakland 26, @Denver 10  
1963—@Oakland 35, Denver 31  
1964—@Oakland 40, Denver 7  
1964—@Denver 20, Oakland 20  
1965—Oakland 28, @Denver 20  
1965—@Oakland 24, Denver 13  
1966—Oakland 17, @Denver 3  
1966—@Oakland 28, Denver 10  
1967—@Oakland 51, Denver 0  
1967—Oakland 21, @Denver 17  
1968—Oakland 43, @Denver 7  
1968—@Oakland 33, Denver 27  
1969—Oakland 24, @Denver 14  
1969—@Oakland 41, Denver 10

1970—@Oakland 35, Denver 23  
1970—Oakland 24, @Denver 19  
1971—Oakland 27, @Denver 16  
1971—@Oakland 21, Denver 13  
1972—Denver 30, @Oakland 23  
1972—Oakland 37, @Denver 20  
1973—@Denver 23, Oakland 23  
1973—@Oakland 21, Denver 17  
1974—Oakland 28, @Denver 17  
1974—Denver 20, @Oakland 17  
1975—Oakland 42, @Denver 17  
1975—@Oakland 17, Denver 10  
1976—Oakland 17, @Denver 10  
1976—@Oakland 19, Denver 3  
1977—Denver 30, @Oakland 7  
1977—Oakland 24, @Denver 14  
1977—@Denver 20, Oakland 17\*  
1978—@Denver 14, Oakland 6  
1978—Denver 21, @Oakland 6  
1979—@Oakland 27, Denver 3  
1979—Oakland 14, @Denver 10  
1980—@Oakland 9, Denver 3  
1980—Oakland 24, @Denver 21  
1981—@Denver 9, Oakland 7  
1981—Denver 17, @Oakland 0  
1982—@Los Angeles 27, Denver 10  
1983—Los Angeles 22, @Denver 7  
1983—@Los Angeles 22, Denver 20  
1984—@Denver 16, Los Angeles 13  
1984—Denver 22, @Los Angeles 19 (OT)  
1985—@Los Angeles 31, Denver 28 (OT)  
1985—Los Angeles 17, @Denver 14 (OT)  
1986—@Denver 38, Los Angeles 36  
1986—Denver 21, @Los Angeles 10  
1987—@Denver 30, Los Angeles 14  
1987—Denver 23, @Los Angeles 17  
1988—Los Angeles 30, @Denver 27 (OT)  
1988—@Los Angeles 21, Denver 20  
1989—@Denver 31, Los Angeles 21  
1989—@Los Angeles 16, Denver 13 (OT)  
1990—@Los Angeles 14, Denver 9  
1990—Los Angeles 23, @Denver 20  
1991—@Los Angeles 17, @Denver 16  
1992—@Denver 17, Los Angeles 13  
1992—@Los Angeles 23, Denver 0 (OT)  
1993—Los Angeles 23, @Denver 20  
1993—@Los Angeles 42, Denver 24\*\*  
1994—Los Angeles 48, @Denver 16  
1994—@Los Angeles 23, Denver 13  
1995—@Denver 27, Oakland 0  
1995—Denver 31, @Oakland 28  
1996—Denver 22, @Oakland 21  
1996—@Denver 24, Oakland 19  
1997—@Oakland 28, Denver 25  
1997—@Denver 31, Oakland 3  
1998—Denver 34, @Oakland 17  
1998—@Denver 40, Oakland 14  
1999—Denver 16, @Oakland 13  
1999—@Denver 27, Oakland 21 (OT)  
2000—Denver 33, @Oakland 24  
2000—@Denver 27, Oakland 24  
2001—@Oakland 38, Denver 28  
2001—@Denver 23, Oakland 17  
2002—Oakland 34, @Denver 10  
2002—@Oakland 28, Denver 16  
2003—@Denver 31, Oakland 10  
2003—Denver 22, @Oakland 8  
**\*AFC Championship**  
**\*\*AFC Wild Card Playoff**  
**Raiders lead series 52-33-2**  
**(Home: 18-23-2 / Away: 15-29)**  
**Postseason: Series tied 1-1**  
**(Home: 1-0 / Away: 0-1)**

## PHILADELPHIA EAGLES

1971—@Philadelphia 17, Denver 16  
1975—@Denver 25, Philadelphia 10  
1980—@Philadelphia 27, Denver 6  
1983—Philadelphia 13, @Denver 10  
1986—Denver 33, @Philadelphia 7  
1989—Philadelphia 28, @Denver 24  
1992—@Philadelphia 30, Denver 0  
1995—@Philadelphia 31, Denver 13  
1998—@Denver 41, Philadelphia 16  
**Eagles lead series 6-3**  
**(Home: 2-2 / Away: 1-4)**

## PITTSBURGH STEELERS

1970—@Denver 16, Pittsburgh 13  
1971—Denver 22, @Pittsburgh 10  
1973—Denver 23, @Pittsburgh 13  
1974—@Denver 35, Pittsburgh 35 (OT)  
1975—@Pittsburgh 20, Denver 9  
1977—@Denver 21, Pittsburgh 7  
1977—@Denver 34, Pittsburgh 21\*  
1978—Pittsburgh 21, @Denver 17  
1978—@Pittsburgh 33, Denver 10\*  
1979—@Pittsburgh 42, Denver 7  
1983—Denver 14, @Pittsburgh 10  
1984—Pittsburgh 24, @Denver 17\*  
1985—Denver 31, @Pittsburgh 23  
1986—Denver 21, @Pittsburgh 10  
1988—@Pittsburgh 39, Denver 23  
1989—@Denver 34, Pittsburgh 7  
1989—@Denver 24, Pittsburgh 23\*  
1990—Pittsburgh 34, @Denver 17  
1991—@Denver 20, Pittsburgh 13  
1993—@Denver 37, Pittsburgh 13  
1997—@Pittsburgh 35, Denver 24  
1997—Denver 24, @Pittsburgh 21\*\*  
2003—@Denver 17, Pittsburgh 14  
**\*AFC Divisional playoff**  
**\*\*AFC Championship**  
**Broncos lead series 11-6-1**  
**(Home: 6-2-1 / Away: 5-4)**  
**Postseason: Broncos lead 3-2**  
**(Home: 2-1 / Away: 1-1)**

## ST. LOUIS RAMS

(Cleveland Rams 1937-45)  
(Los Angeles Rams 1946-94)

1972—Denver 16, @Los Angeles 10  
1974—Los Angeles 17, @Denver 10  
1979—Los Angeles 13, @Denver 9  
1982—Denver 27, @Los Angeles 24  
1985—@Los Angeles 20, Denver 16  
1988—@Denver 35, Los Angeles 24  
1994—@Los Angeles 27, Denver 21  
1997—@Denver 35, St. Louis 14  
2000—@St. Louis 41, Denver 36  
2002—@Denver 23, St. Louis 16  
**Series tied 5-5**  
**(Home: 3-2 / Away: 2-3)**

## SAN DIEGO CHARGERS

(Los Angeles Chargers 1960)

1960—Los Angeles 23, @Denver 19  
1960—Los Angeles 41, Denver 33  
1961—@San Diego 37, Denver 0  
1961—San Diego 19, @Denver 16  
1962—@Denver 30, San Diego 21  
1962—Denver 23, @San Diego 20  
1963—@Denver 50, San Diego 34  
1963—@San Diego 58, Denver 20  
1964—San Diego 42, Denver 14  
1964—San Diego 31, @Denver 20  
1965—@San Diego 34, Denver 31  
1965—San Diego 35, @Denver 21  
1966—@San Diego 24, Denver 17  
1966—@Denver 20, San Diego 17  
1967—San Diego 38, @Denver 21  
1967—@San Diego 24, Denver 20  
1968—@San Diego 55, Denver 24  
1968—San Diego 47, @Denver 23  
1969—@Denver 13, San Diego 0  
1969—@San Diego 45, Denver 24  
1970—@San Diego 24, Denver 21  
1970—@Denver 17, San Diego 17  
1971—@Denver 20, San Diego 16  
1971—@San Diego 45, Denver 17  
1972—@San Diego 37, Denver 14  
1972—@Denver 38, San Diego 13  
1973—@Denver 30, San Diego 19  
1973—Denver 42, @San Diego 28  
1974—@Denver 27, San Diego 7  
1974—@San Diego 17, Denver 0  
1975—Denver 27, @San Diego 17  
1975—@Denver 13, San Diego 10 (OT)  
1976—@Denver 26, San Diego 0  
1976—Denver 17, @San Diego 14  
1977—@Denver 17, San Diego 9  
1978—@Denver 27, San Diego 14  
1978—@San Diego 23, Denver 0

1979—@Denver 7, San Diego 0  
1979—@San Diego 17, Denver 7  
1980—San Diego 30, @Denver 13  
1980—Denver 20, @San Diego 13  
1981—@Denver 42, San Diego 24  
1981—@San Diego 34, Denver 17  
1982—San Diego 23, @Denver 3  
1982—@San Diego 30, Denver 20  
1983—@Denver 14, San Diego 6  
1983—@San Diego 31, Denver 7  
1984—@Denver 16, San Diego 13  
1984—Denver 16, @San Diego 13  
1985—@San Diego 30, Denver 10  
1985—@San Diego 30, San Diego 24 (OT)  
1986—Denver 31, @San Diego 14  
1986—San Diego 9, @Denver 3  
1987—Denver 31, @San Diego 17  
1987—@Denver 24, San Diego 0  
1988—@Denver 34, San Diego 3  
1988—Denver 12, @San Diego 0  
1989—@Denver 16, San Diego 10  
1989—@San Diego 19, Denver 16  
1990—@San Diego 19, Denver 7  
1990—@Denver 20, San Diego 10  
1991—@Denver 27, San Diego 19  
1991—Denver 17, @San Diego 14  
1992—@Denver 21, San Diego 13  
1992—@San Diego 24, Denver 21  
1993—@Denver 34, San Diego 17  
1993—@San Diego 13, Denver 10  
1994—San Diego 37, @Denver 34  
1994—Denver 20, @San Diego 15  
1995—@San Diego 17, Denver 6  
1995—@Denver 30, San Diego 27  
1996—@Denver 28, San Diego 17  
1996—@San Diego 16, Denver 10  
1997—Denver 38, @San Diego 10  
1997—@Denver 38, San Diego 3  
1998—@Denver 27, San Diego 10  
1998—Denver 31, @San Diego 16  
1999—Denver 33, @San Diego 17  
1999—San Diego 12, @Denver 6  
2000—Denver 21, @San Diego 7  
2000—@Denver 38, San Diego 37  
2001—@San Diego 27, Denver 10  
2001—@Denver 26, San Diego 16  
2002—@Denver 26, San Diego 9  
2002—@San Diego 30, Denver 27 (OT)  
2003—Denver 37, @San Diego 13  
2003—@Denver 37, San Diego 8  
**Broncos lead series 49-38-1**  
**(Home: 32-11-1 / Away: 17-27)**

## SAN FRANCISCO 49ERS

1970—@San Francisco 19, Denver 14  
1973—San Francisco 36, @Denver 34  
1979—Denver 38, @San Francisco 28  
1982—@Denver 24, San Francisco 21  
1985—@Denver 17, San Francisco 16  
1988—Denver 16, @San Fran. 13 (OT)  
1989—San Francisco 55, Denver 10\*  
1994—@San Francisco 42, Denver 19  
1997—@San Francisco 34, Denver 17  
2000—@Denver 38, San Francisco 9  
2002—Denver 24, @San Francisco 14  
**\*Super Bowl XXIV**  
**Broncos lead series 6-4**  
**(Home: 3-1 / Away: 3-3)**  
**Postseason: 49ers lead 1-0 (neutral)**

## SEATTLE SEAHAWKS

1977—Denver 24, @Seattle 13  
1978—@Denver 28, Seattle 7 (OT)  
1978—Denver 20, @Seattle 17 (OT)  
1979—@Denver 37, Seattle 34  
1979—@Seattle 28, Denver 23  
1980—@Denver 36, Seattle 20  
1980—Denver 25, @Seattle 17  
1981—@Seattle 13, Denver 10  
1981—@Denver 23, Seattle 13  
1982—Seattle 17, @Denver 10  
1982—@Seattle 13, Denver 11  
1983—@Seattle 27, Denver 19  
1983—@Denver 38, Seattle 27  
1983—@Seattle 31, Denver 7\*  
1984—Seattle 27, @Denver 24  
1984—Denver 31, @Seattle 14  
1985—@Denver 13, Seattle 10 (OT)  
1985—Denver 27, @Seattle 24



1986—@Denver 20, Seattle 13  
 1986—@Seattle 41, Denver 16  
 1987—@Denver 40, Seattle 17  
 1987—@Seattle 28, Denver 21  
 1988—Seattle 21, @Denver 14  
 1988—@Seattle 42, Denver 14  
 1989—Denver 24, @Seattle 21 (OT)  
 1989—@Denver 41, Seattle 14  
 1990—@Denver 34, Seattle 31 (OT)  
 1990—@Seattle 17, Denver 12  
 1991—@Denver 16, Seattle 10  
 1991—@Seattle 13, Denver 10  
 1992—@Seattle 16, Denver 13 (OT)  
 1992—@Denver 10, Seattle 6  
 1993—@Denver 28, Seattle 17  
 1993—Denver 17, @Seattle 9  
 1994—Denver 16, @Seattle 9  
 1994—@Denver 17, Seattle 10  
 1995—@Seattle 17, Denver 10  
 1995—Seattle 31, @Denver 27  
 1996—Denver 30, @Seattle 20  
 1996—@Denver 34, Seattle 7  
 1997—Denver 35, @Seattle 14  
 1997—@Denver 30, Seattle 27  
 1998—Denver 21, @Seattle 16  
 1998—@Denver 28, Seattle 21  
 1999—@Seattle 20, Denver 17  
 1999—@Denver 36, Seattle 30 (OT)  
 2000—Denver 38, @Seattle 31  
 2000—@Denver 31, Seattle 24  
 2001—@Seattle 34, Denver 21  
 2001—@Denver 20, Seattle 7  
 2002—Denver 31, @Seattle 9  
**\*AFC Wild Card Playoff**  
**Broncos lead series 33-17**  
**(Home: 20-4 / Away: 13-13)**  
**Postseason: Seahawks lead 1-0 (away)**

**TAMPA BAY BUCCANEERS**  
 1976—@Denver 48, Tampa Bay 13  
 1981—Denver 24, @Tampa Bay 7  
 1993—Tampa Bay 17, @Denver 10  
 1996—@Denver 27, Tampa Bay 23  
 1999—@Tampa Bay 13, Denver 10  
**Broncos lead series 3-2**  
**(Home: 2-1 / Away: 1-1)**  
**TENNESSEE TITANS**  
**(Houston Oilers 1960-96)**  
**(Tennessee Oilers 1997-98)**  
 1960—Houston 20, Denver 10  
 1961—Houston 55, @Denver 14  
 1961—@Houston 45, Denver 14  
 1962—@Denver 20, Houston 10  
 1962—@Houston 34, Denver 17  
 1963—@Houston 20, Denver 14  
 1963—Houston 33, @Denver 24  
 1964—Houston 38, @Denver 17  
 1964—@Houston 34, Denver 15  
 1965—@Denver 28, Houston 17  
 1965—Denver 31, @Houston 21  
 1966—@Houston 45, Denver 7  
 1966—@Denver 40, Houston 38  
 1967—@Houston 10, Denver 6  
 1967—Houston 20, @Denver 18  
 1968—@Houston 38, Denver 17  
 1969—@Houston 24, Denver 21  
 1969—@Denver 20, Houston 20  
 1970—@Houston 31, Denver 21  
 1972—@Denver 30, Houston 17  
 1973—Denver 48, @Houston 20  
 1974—@Denver 37, Houston 14  
 1976—@Houston 17, Denver 3  
 1977—Denver 24, @Houston 14  
 1979—@Houston 13, Denver 7\*

1980—Houston 20, @Denver 16  
 1983—Denver 26, @Houston 14  
 1985—@Denver 31, Houston 20  
 1987—Houston 40, @Denver 10  
 1987—@Denver 34, Houston 10\*\*  
 1991—@Houston 42, Denver 14  
 1991—@Denver 26, Houston 24\*\*  
 1992—@Denver 27, Houston 21  
 1995—@Houston 42, Denver 33  
**\*AFC Wild Card Playoff**  
**\*\*AFC Divisional Playoff**  
**Titans lead series 20-11-1**  
**(Home: 7-7-1 / Away: 4-13)**  
**Postseason: Broncos lead 2-1**  
**(Home: 2-0 / Away: 0-1)**  
**WASHINGTON REDSKINS**  
 1970—Washington 19, @Denver 3  
 1974—@Washington 30, Denver 3  
 1980—@Denver 20, Washington 17  
 1986—@Denver 31, Washington 30  
 1987—Washington 42, Denver 10\*  
 1989—Denver 14, @Washington 10  
 1992—@Washington 34, Denver 3  
 1995—@Houston 38, Washington 31  
 1998—Denver 38, @Washington 16  
 2001—Washington 17, @Denver 10  
**\*Super Bowl XXII**  
**Broncos lead series 5-4**  
**(Home: 3-2 / Away 2-2)**  
**Postseason: Redskins lead 1-0 (neutral)**

# BRONCOS VS. AFC WEST (REGULAR SEASON / SINCE AFL-NFL MERGER)

Year	KC	OAK	SD	SEA	TB*	Home	Away	Overall
1970	1-1	0-2	0-1-1	—	—	1-1-1	0-3	1-4-1
1971	0-2	0-2	1-1	—	—	1-2	0-3	1-5
1972	0-2	1-1	1-1	—	—	1-2	1-2	2-4
1973	1-1	0-1-1	2-0	—	—	2-0-1	1-2	3-2-1
1974	1-1	1-1	1-1	—	—	1-2	2-1	3-3
1975	1-1	0-2	2-0	—	—	2-1	1-2	3-3
1976	2-0	0-2	2-0	—	1-0	3-1	2-1	5-2
1977	2-0	1-1	2-0	1-0	—	2-1	4-0	6-1
1978	2-0	2-0	1-1	2-0	—	4-0	3-1	7-1
1979	2-0	0-2	1-1	1-1	—	3-1	1-3	4-4
1980	0-2	0-2	1-1	2-0	—	1-3	2-2	3-5
1981	1-1	2-0	1-1	1-1	—	4-0	1-3	5-3
1982	0-1	0-1	0-2	0-2	—	0-3	0-3	0-6
1983	1-1	0-2	1-1	1-1	—	3-1	0-4	3-5
1984	1-1	2-0	2-0	1-1	—	3-1	3-1	6-2
1985	2-0	0-2	1-1	2-0	—	3-1	2-2	5-3
1986	1-1	2-0	1-1	1-1	—	3-1	2-2	5-3
1987	2-0	2-0	2-0	1-1	—	4-0	3-1	7-1
1988	1-1	0-2	2-0	0-2	—	2-2	1-3	3-5
1989	2-0	1-1	1-1	2-0	—	4-0	2-2	6-2
1990	1-1	0-2	1-1	1-1	—	3-1	0-4	3-5
1991	2-0	0-2	2-0	1-1	—	3-1	2-2	5-3
1992	1-1	1-1	1-1	1-1	—	4-0	0-4	4-4
1993	1-1	0-2	1-1	2-0	—	3-1	1-3	4-4
1994	1-1	0-2	1-1	2-0	—	1-3	3-1	4-4
1995	0-2	2-0	1-1	0-2	—	2-2	1-3	3-5
1996	1-1	2-0	1-1	2-0	—	4-0	2-2	6-2
1997	1-1	1-1	2-0	2-0	—	4-0	2-2	6-2
1998	2-0	2-0	2-0	2-0	—	4-0	4-0	8-0
1999	0-2	2-0	1-1	1-1	—	2-2	2-2	4-4
2000	0-2	2-0	2-0	2-0	—	3-1	3-1	6-2
2001	1-1	1-1	1-1	1-1	—	4-0	0-4	4-4
2002	2-0	0-2	1-1	—	—	2-1	1-2	3-3
2003	1-1	2-0	2-0	—	—	3-0	2-1	5-1
<b>TOTAL</b>	<b>37-30</b>	<b>29-37-1</b>	<b>44-23-1</b>	<b>32-17</b>	<b>1-0</b>	<b>89-35-2</b>	<b>54-72</b>	<b>143-107-2</b>

\*Tampa Bay was a member of the AFC Western Division during the franchise's first year of existence. In 1977, the Buccaneers moved to the NFC Central and the Seattle Seahawks moved from the NFC West to the AFC West. Seattle moved back to the NFC West in 2002.

## BRONCOS RECORD IN PRIME TIME/HOLIDAYS/OVERTIME

### MONDAY NIGHT FOOTBALL

Overall record: 22-28-1 / Home: 17-8-1 / Road: 5-20  
 (Home team in caps)

New England 30, DENVER 26, Nov. 3, 2003  
 DENVER 31, Oakland 10, Sept. 22, 2003  
 Oakland 34, DENVER 10, Nov. 11, 2002  
 BALTIMORE 34, Denver 23, Sept. 30, 2002  
 OAKLAND 38, Denver 28, Nov. 5, 2001  
 DENVER 31, New York Giants 20, Sept. 10, 2001  
 DENVER 27, Oakland 24, Nov. 13, 2000  
 ST. LOUIS 41, Denver 36, Sept. 4, 2000  
 JACKSONVILLE 27, Denver 24, Dec. 13, 1999  
 DENVER 27, Oakland 21, Nov. 22, 1999  
 Miami 38, DENVER 21, Sept. 13, 1999  
 MIAMI 31, Denver 21, Dec. 21, 1998  
 Denver 30, KANSAS CITY 7, Nov. 16, 1998  
 DENVER 27, New England 21, Sept. 7, 1998  
 SAN FRANCISCO 34, Denver 17, Dec. 15, 1997  
 DENVER 31, Oakland 3, Nov. 24, 1997  
 DENVER 34, New England 13, Oct. 6, 1997  
 Denver 22, OAKLAND 21, Nov. 4, 1996  
 DENVER 27, Oakland 0, Oct. 16, 1995  
 Kansas City 31, DENVER 28, Oct. 17, 1994  
 BUFFALO 27, Denver 20, Sept. 26, 1994  
 L.A. Raiders 23, DENVER 20, Oct. 18, 1993  
 KANSAS CITY 15, Denver 7, Sept. 20, 1993  
 SEATTLE 16, Denver 13 (OT), Nov. 30, 1992  
 WASHINGTON 34, Denver 3, Oct. 12, 1992  
 Cleveland 30, DENVER 29, Oct. 8, 1990  
 DENVER 24, Kansas City 23, Sept. 17, 1990  
 Denver 14, WASHINGTON 10, Nov. 20, 1989  
 Denver 28, BUFFALO 14, Sept. 18, 1989  
 INDIANAPOLIS 55, Denver 23, Oct. 31, 1988  
 L.A. Raiders 30, DENVER 27 (OT), Sept. 26, 1988  
 DENVER 31, Chicago 29, Nov. 16, 1987  
 MINNESOTA 34, Denver 27, Oct. 27, 1987  
 DENVER 30, L.A. Raiders 14, Oct. 12, 1987  
 NEW YORK JETS 22, Denver 10, Oct. 20, 1986  
 Denver 21, PITTSBURGH 10, Sept. 15, 1986  
 DENVER 17, San Francisco 16, Nov. 11, 1985  
 DENVER 17, Green Bay 14, Oct. 15, 1984  
 DENVER 19, Minnesota 17, Nov. 2, 1981  
 OAKLAND 9, Denver 3, Dec. 1, 1980  
 DENVER 20, Washington 17, Oct. 13, 1980  
 NEW ENGLAND 23, Denver 14, Sept. 29, 1980  
 SAN DIEGO 17, Denver 7, Dec. 17, 1979  
 PITTSBURGH 42, Denver 7, Oct. 22, 1979  
 DENVER 16, Chicago 7, Oct. 16, 1978  
 MINNESOTA 12, Denver 9 OT, Sept. 11, 1978  
 OAKLAND 17, Denver 10, Dec. 8, 1975  
 DENVER 23, Green Bay 13, Sept. 29, 1975  
 Kansas City 42, DENVER 34, Nov. 18, 1974  
 WASHINGTON 30, Denver 3, Sept. 30, 1974  
 DENVER 23, Oakland 23, Oct. 22, 1973

### THANKSGIVING/CHRISTMAS GAMES

Overall record: 4-5-0 / Home: 1-1 / Road: 3-4  
 (Home team in caps)

Denver 26, DALLAS 24, Thurs., Nov. 22, 2001  
 Denver 17, DETROIT 7, Sat., Dec. 25, 1999  
 DETROIT 40, Denver 27, Thurs., Nov. 22, 1990  
 DETROIT 17, Denver 14, Thurs., Nov. 23, 1978  
 Denver 31, DETROIT 27, Thurs., Nov. 28, 1974  
 KANSAS CITY 31, Denver 17, Thurs., Nov. 27, 1969  
 SAN DIEGO 24, Denver 20, Thurs., Nov. 23, 1967  
 Oakland 26, DENVER 10, Thurs., Nov. 28, 1963  
 New York Titans 46, DENVER 45, Thurs., Nov. 22, 1962

### THURSDAY/SUNDAY NIGHT GAMES

Overall record: 15-12-0 / Home: 7-4 / Road 8-8  
 (Home team in caps)

Denver 31, INDIANAPOLIS 17, Sun., Dec. 21, 2003  
 Indianapolis 23, DENVER 20 (OT), Sun., Nov. 24, 2002  
 Miami 24, DENVER 22, Sun., Oct. 13, 2002  
 DENVER 20, Seattle 7, Sun., Dec. 9, 2001  
 Denver 38, ARIZONA 17, Sun., Sept. 23, 2001  
 SEATTLE 20, Denver 17, Sun., Nov. 14, 1999  
 Denver 31, SAN DIEGO 16, Sun., Nov. 29, 1998  
 Denver 38, SAN DIEGO 28, Sun., Nov. 30, 1997  
 SAN DIEGO 16, Denver 10, Sun., Dec. 22, 1996  
 DENVER 27, Tampa Bay 23, Sun., Sept. 15, 1996  
 PHILADELPHIA 31, Denver 13, Sun., Nov. 12, 1995  
 Denver 37, NEW ENGLAND 3, Sun., Oct. 8, 1995  
 DENVER 22, Buffalo 7, Sun., Sept. 3, 1995  
 San Diego 37, DENVER 34, Sun., Sept. 4, 1994  
 GREEN BAY 30, Denver 27, Sun., Oct. 10, 1993  
 DENVER 27, N.Y. Giants 13, Sun., Nov. 15, 1992  
 DENVER 17, L.A. Raiders 13, Sun., Sept. 6, 1992  
 DENVER 20, Pittsburgh 13, Sun., Nov. 3, 1991  
 Denver 13, MINNESOTA 6, Sun., Sept. 29, 1991  
 SEATTLE 17, Denver; 12, Sun., Dec. 23, 1990  
 MINNESOTA 27, Denver 22, Sun., Nov. 4, 1990  
 SEATTLE 42, Denver 14, Sun., Dec. 11, 1988  
 SEATTLE 28, Denver 21, Sun., Dec. 19, 1987  
 Denver 27, SEATTLE 24, Fri., Dec. 20, 1985  
 Denver 24, CLEVELAND 14, Sun., Sept. 16, 1984  
 L.A. Rams 13, DENVER 9, Thurs., Sept. 6, 1979  
 DENVER 21, Oakland 6, Sun., Dec. 3, 1978

### OVERTIME GAMES

Overall record: 18-12-2 / Home: 8-4-1 / Road: 10-8-1  
 (Home team in caps)

DENVER 23, Cleveland 20, Dec. 14, 2003  
 SAN DIEGO 30, Denver 27, Dec. 1, 2002  
 Indianapolis 23, DENVER 20, Nov. 24, 2002  
 Denver 37, KANSAS CITY 34, Oct. 20, 2002  
 KANSAS CITY 26, Denver 23, Dec. 16, 2001  
 DENVER 36, Seattle 30, Dec. 19, 1999  
 DENVER 27, Oakland 21, Nov. 22, 1999  
 Denver 23, BUFFALO 20, Oct. 26, 1997  
 Denver 20, KANSAS CITY 17, Dec. 4, 1994  
 N.Y. JETS 25, Denver 22, Sept. 11, 1994  
 LOS ANGELES RAIDERS 33, Denver 30, Jan. 2, 1994  
 SEATTLE 16, Denver 13, Nov. 30, 1992  
 Chicago 16, DENVER 13, Nov. 18, 1990  
 DENVER 34, Seattle 31, Sept. 23, 1990  
 LOS ANGELES RAIDERS 16, Denver 13, Dec. 3, 1989  
 Denver 24, SEATTLE 21, Oct. 22, 1989  
 Denver 16, SAN FRANCISCO 13, Oct. 9, 1988  
 L.A. Raiders 30, DENVER 27, Sept. 26, 1988  
 Denver 17, GREEN BAY (Milw.) 17, Sept. 20, 1987  
 Denver 23, CLEVELAND 20, Jan. 11, 1987\*  
 Los Angeles Raiders 17, DENVER 14, Dec. 8, 1985  
 LOS ANGELES RAIDERS 31, Denver 28, Nov. 24, 1985  
 DENVER 30, San Diego 24, Nov. 17, 1985  
 DENVER 13, Seattle 10, Oct. 20, 1985  
 Denver 22, LOS ANGELES RAIDERS 19, Oct. 28, 1984  
 DENVER 23, Cleveland 20, Nov. 8, 1981  
 Denver 20, ATLANTA 17, Sept. 16, 1979  
 Denver 20, SEATTLE 17, Oct. 29, 1978  
 Denver 23, KANSAS CITY 17, Sept. 24, 1978  
 MINNESOTA 12, Denver 9, Sept. 11, 1978  
 DENVER 13, San Diego 10, Nov. 30, 1975  
 DENVER 35, Pittsburgh 35, Sept. 22, 1974

\* (1986 AFC Championship Game)



## DENVER BRONCOS MISCELLANEOUS WON-LOST STATISTICS

### MOST SUCCESSFUL SEASONS (BY CATEGORY)

#### BEST WINNING PERCENTAGE

1998 — .875 (14-2)  
 1977 — .857 (12-2)  
 1996 — .813 (13-3)  
 1984 — .813 (13-3)  
 1997 — .750 (12-4)  
 1991 — .750 (12-4)  
 1987 — .700 (10-4-1)  
 2000 — .688 (11-5)  
 1985 — .688 (11-5)  
 1986 — .688 (11-5)  
 1989 — .688 (11-5)

#### MOST REGULAR SEASON WINS

1998 — 14 wins (2 losses)  
 1996 — 13 wins (3 losses)  
 1984 — 13 wins (3 losses)  
 1997 — 12 wins (4 losses)  
 1991 — 12 wins (4 losses)  
 1977 — 12 wins (2 losses)  
 2000 — 11 wins (5 losses)  
 1989 — 11 wins (5 losses)  
 1986 — 11 wins (5 losses)  
 1985 — 11 wins (5 losses)

### MILESTONE GAMES IN BRONCOS HISTORY (REGULAR SEASON ONLY)

#### 1ST GAME

September 9, 1960 vs. Boston Patriots (W) 13-10

#### 50TH GAME

November 3, 1963 vs. Buffalo Bills (L) 28-30

#### 100TH GAME

September 10, 1967 at Oakland Raiders (L) 51-0

#### 200TH GAME

October 6, 1974 at Kansas City Chiefs (W) 17-14

#### 300TH GAME

December 21, 1980 at Seattle Seahawks (W) 25-17

#### 400TH GAME

November 29, 1987 at San Diego Chargers (W) 31-17

#### 500TH GAME

January 2, 1994 at Los Angeles Raiders (L) 33-30

#### 600TH GAME


September 24, 2000 vs. Kansas City Chiefs (L) 23-22

### BRONCOS ALL-TIME RECORD BY THE MONTH

	REGULAR SEASON			POSTSEASON			
	Home	Road	Total	Home	Road	Neutral	Total
Aug.	1-0-0 (.1000)	0-0-0 (.0000)	1-0-0 (.1000)	—	—	—	—
Sept.	55-23-2 (.700)	30-40-1 (.430)	85-63-3 (.573)	—	—	—	—
Oct.	58-31-1 (.650)	39-49-1 (.444)	97-80-2 (.547)	—	—	—	—
Nov.	52-40-3 (.563)	42-42-1 (.500)	94-82-4 (.533)	—	—	—	—
Dec.	42-21-1 (.664)	20-61-0 (.247)	62-82-1 (.431)	2-1 (.667)	0-4 (.000)	—	2-5 (.286)
Jan.	0-1-0 (.000)	0-3-0 (.000)	0-4-0 (.000)	9-1 (.900)	3-3 (.500)	2-4 (.333)	14-8 (.636)
<b>TOTAL</b>	<b>208-116-7 (.639)</b>	<b>131-195-3 (.403)</b>	<b>339-311-10 (.521)</b>	<b>11-2 (.846)</b>	<b>3-7 (.300)</b>	<b>2-4 (.333)</b>	<b>16-13 (.552)</b>

### BRONCOS RECORD BY THE DECADE

	REGULAR SEASON			POSTSEASON			
	Home	Road	Total	Home	Road	Neutral	Total
1960s	24-43-3 (.364)	15-54-1 (.221)	39-97-4 (.293)	0-0 (.000)	0-0 (.000)	0-0 (.000)	0-0 (.000)
1970s	43-25-4 (.625)	32-39-1 (.451)	75-64-5 (.538)	2-0 (1.000)	0-2 (.000)	0-1 (.000)	2-3 (.400)
1980s	58-19-0 (.753)	35-39-1 (.473)	93-58-1 (.615)	5-1 (.833)	1-1 (.500)	0-3 (.000)	6-5 (.545)
1990s	60-20-0 (.750)	34-46-0 (.425)	94-66-0 (.588)	4-1 (.800)	2-2 (.500)	2-0 (1.000)	8-3 (.727)
2000s	23-9-0 (.719)	15-17-0 (.469)	38-26-0 (.594)	0-0 (.000)	0-2 (.000)	0-0 (.000)	0-2 (.000)
<b>Overall</b>	<b>208-116-7 (.639)</b>	<b>131-195-3 (.403)</b>	<b>339-311-10 (.521)</b>	<b>11-2 (.846)</b>	<b>3-7 (.300)</b>	<b>2-4 (.333)</b>	<b>16-13 (.552)</b>





# YEAR-BY-YEAR FINAL STATISTICS (1960-2003)

## 1960 FINAL STATISTICS (4-9-1)

Head Coach: Frank Filchok AFL West: 4th Place Home Stadium: Bears Stadium

Date	W/L	Score	Opponent	Attend.	RUSHING	No.	Yds.	Avg	LG	TD
Sept 9	W	13-10	at Boston	21,597	Mingo	130	501	3.9	57	2
Sept 18	W	27-21	at Buffalo	15,229	Bell	83	323	3.9	39	4
Sept 23	L	24-28	at N.Y. Titans	20,462	Carmichael	43	238	5.5	68	0
Oct 2	W	31-14	Oakland	18,372	Stransky	41	211	5.1	47	2
Oct 16	L	19-23	L.A. Chargers	19,141	Wegert	28	78	2.8	16	0
Oct 23	W	31-24	Boston	12,683	Carpenter	5	37	7.4	32	0
Oct 30	L	14-17	Dallas Texans	13,002	McNamara	4	13	3.3	9	0
Nov 6	L	25-45	Houston	14,489	Brodnax	17	33	1.9	7	1
Nov 13	L	7-34	at Dallas Texans	21,000	Allen	15	18	1.2	7	0
Nov 20	L	10-20	at Houston	20,778	Taylor	30	18	0.6	4	1
Nov 27	T	38-38	Buffalo	7,785	Herring	2	-6	-3.0	—	0
Dec 4	L	27-30	N.Y. Titans	5,861	Tripucka	5	-46	-9.2	—	0
Dec 10	L	33-41	at L.A. Chargers	9,928	BRONCOS	37	-226	-6.1	—	0
Dec 16	L	10-48	at Oakland	7,000	OPPONENTS	440	1195	2.7	68	10

TEAM STATISTICS	Den	Opp	RECEIVING	No.	Yds	Avg	LG	TD
TOTAL FIRST DOWNS	248	254	Taylor	92	1235	13.4	80	12
Rushing	84	112	Carmichael	32	616	19.3	59	5
Passing	141	123	Carpenter	29	350	12.1	36	1
Penalty	23	19	Rolle	21	122	5.8	33	1
TOTAL NET YARDS	4442	5132	Greer	22	284	12.9	33	1
Avg. Per Game	317.3	366.5	Mingo	19	156	8.2	18	1
NET YARDS RUSHING	1195	2145	Jessup	9	120	13.3	26	1
Avg. Per Game	85.4	153.2	Epperson	11	99	9.0	16	0
Total Rushes	440	541	McNamara	7	143	20.4	55	1
NET YARDS PASSING	3247	2987	Allen	5	34	6.8	17	0
Avg. Per Game	231.9	213.4	Brodnax	5	39	7.8	19	1
Att./Completions	508/259	386/188	Stransky	3	11	3.7	11	0
Completion Pct.	51.0	48.7	Carothers	2	25	12.5	20	0
Had Intercepted	35	27	Bell	2	13	6.5	11	0
PUNTS/AVERAGE	70/37.3	67/39.0	BRONCOS	259	3247	12.5	80	24
PENALTIES/YARDS	54/501	62/633	OPPONENTS	188	2987	15.8	25	25
FUMBLES/BALL LOST	32/17	26/17	INTERCEPTIONS	No.	Yds	Avg	LG	TD
TOUCHDOWNS	37	49	Gonsoulin	11	98	8.9	—	0
Rushing	10	19	McNamara	4	63	15.8	—	0
Passing	24	25	Pyeatt	4	60	15.0	—	1
Defense/Returns	3	5	Romine	3	69	23.0	—	0

Score By Periods	1	2	3	4	OT	Total
BRONCOS	42	93	86	88		309
OPPONENTS	96	108	90	99		393

SCORING	TD	Ru	Pa	Rt	PAT	FG	S	TP
Mingo	6	4	1	1	33/36	18/28		123
Taylor	12	0	12	0	0/0	0/0		72
Carmichael	7	2	5	0	0/0	0/0		42
Rolle	3	2	1	0	0/0	0/0		18
McNamara	2	1	1	0	0/0	0/0		6
Allen	1	1	0	0	0/0	0/0		6
Brodnax	1	0	1	0	0/0	0/0		6
Carpenter	1	0	1	0	0/0	0/0		6
Greer	1	0	1	0	0/0	0/0		6
Pyeatt	1	0	0	1	0/0	0/0		6
Yelverton	1	0	0	1	0/0	0/0		6
Jessup	1	0	1	0	0/0	0/0		6
BRONCOS	37	10	24	3	33/36	18/28		309
OPPONENTS	49	19	25	5	44/47	17/27		393

SACKS: Yelverton 6, Day 2, King 2, McFaddin 1.5, Hatley 1.5, Gavin 1, Nichols 1, Davis 1, Young 0.5, Team 7. TOTAL: 23.5

KICKOFF RETURNS	No.	Yds	Avg	LG	TD
Carmichael	22	581	26.4	58	0
Mingo	9	209	23.2	—	0
McNamara	9	192	21.3	—	0
Wegert	6	143	23.8	—	0
Stransky	7	153	21.9	—	0
Brodnax	5	117	23.4	—	0
Allen	5	72	14.4	—	0
Bell	2	60	30.0	—	0
Greer	1	11	11.0	11	0
Strickland	1	9	9.0	9	0
BRONCOS	67	1547	23.1	58	0
OPPONENTS	54	1087	20.1	—	1

PASSING	Att.	Comp.	Yds.	Cmp.%	Yd./Att.	TD	TD%	Int.	Int.%	LG
Tripucka	478	248	3038	51.9	6.36	24	5.0	34	7.1	80
Herring	22	9	137	40.9	6.23	0	0.0	1	4.5	21
Mingo	7	1	46	14.3	5.57	0	0.0	0	0.0	46
Carmichael	1	1	26	100.0	26.00	0	0.0	0	0.0	26
BRONCOS	508	259	3247	51.0	6.39	24	4.7	35	6.9	80
OPPONENTS	386	188	2987	48.7	7.69	25	6.0	27	6.5	—

## 1961 FINAL STATISTICS (3-11)

Head Coach: Frank Filchok AFL West: 3rd Place Home Stadium: Bears Stadium

Date	W/L	Score	Opponent	Attend.	RUSHING	No.	Yds.	Avg	LG	TD
Sept 10	W	22-10	at Buffalo	16,636	Stone	127	505	4.0	34	4
Sept 16	L	17-45	at Boston	14,479	Bukaty	76	187	2.5	45	5
Sept 24	L	28-35	at N.Y. Titans	14,381	Ames	19	114	6.0	26	0
Oct 1	L	19-33	at Oakland	8,361	Frazier	23	110	4.8	43	1
Oct 8	L	12-19	Dallas	14,500	Herring	15	74	4.9	20	2
Oct 15	W	27-24	Oakland	11,129	Mingo	18	51	2.8	15	0
Oct 22	W	27-10	N.Y. Titans	12,508	Sturm	8	31	3.9	9	0
Oct 29	L	0-37	at San Diego	32,584	Carmichael	15	24	1.6	8	0
Nov 5	L	14-55	Houston	11,564	Traynham	6	12	2.0	8	0
Nov 12	L	16-19	San Diego	7,859	Stinnette	19	8	0.4	9	0
Nov 19	L	10-23	Buffalo	7,645	Allen	3	-4	-1.3	2	0
Nov 26	L	14-45	at Houston	27,874	Tripucka	4	-8	-2.0	0	0
Dec 3	L	24-28	Boston	9,303	BRONCOS	333	1104	3.3	45	11
Dec 10	L	21-49	at Dallas	8,000	OPPONENTS	435	1633	3.8	—	17

TEAM STATISTICS	Den	Opp	RECEIVING	No.	Yds	Avg	LG	TD
TOTAL FIRST DOWNS	219	233	Taylor	100	1176	12.7	52	4
Rushing	66	83	Frazier	47	799	17.0	87	6
Passing	127	127	Stone	38	344	9.1	37	4
Penalty	26	23	Prebola	29	349	12.0	54	1
TOTAL NET YARDS	3811	4418	Mingo	8	110	13.8	69	2
Avg. Per Game	272.2	335.0	Bukaty	14	94	6.7	13	0
NET YARDS RUSHING	1091	1633	Stinnette	11	58	5.3	15	1
Avg. Per Game	77.9	116.6	Mingo	8	110	13.8	69	2
Total Rushes	333	435	Ames	6	20	3.3	9	0
Avg. Per Rush	3.3	3.7	Hill	4	33	8.3	15	0
NET YARDS PASSING	2720	2785	Sturm	2	-1	-0.5	0	0
Avg. Per Game	194.3	198.9	Traynham	1	-1	-1.0	-1	0
Att./Completions	568/265	474/194	BRONCOS	265	3004	11.3	87	18
Completion Pct.	46.7	40.9	OPPONENTS	194	3335	15.8	—	30

INTERCEPTIONS	No.	Yds	Avg	LG	TD
Nugent	7	77	11.0	30	0
Gonsoulin	6	76	12.7	38	0
McMillin	5	56	11.2	26	0
McNamara	3	85	28.3	34	0
Hudson	3	16	5.3	13	0
Stinnette	1	40	40.0	40	0
Lamberti	1	5	5.0	5	0
BRONCOS	26	355	13.7	40	0
OPPONENTS	45	818	18.2	—	5

PUNTING	No.	Yds	Avg	LG	B
Herring	80	3149	39.3	63	0
OPPONENTS	77	3120	40.5	—	0

Score By Periods	1	2	3	4	OT	Total
BRONCOS	52	34	37	128		251
OPPONENTS	75	143	95	119		432

SCORING	TD	Ru	Pa	Rt	PAT	FG	S	TP
Frazier	8	1	6	1	0/0	0/0	0	50
Stone	8	4	4	—	0/0	0/0	0	48
Bukaty	5	5	0	—	0/0	0/0	1	32
Mingo	2	0	2	—	11/11	3/10	0	32
Hill	0	0	0	—	16/16	5/15	0	31
Taylor	4	0	4	—	0/0	0/0	0	24
Herring	2	2	0	—	0/0	0/0	0	12
Prebola	1	0	1	—	0/0	0/0	0	8
Gavin	1	0	0	1	0/0	0/0	0	6
Stinnette	1	0	1	—	0/0	0/0	0	6
BRONCOS	32	11	18	3	27/27	8/25	1	251
OPPONENTS	56	17	30	9	52/52	13/26	0	432

KICKOFF RETURNS	No.	Yds	Avg	LG	TD
Frazier	18	504	28.0	90t	1
Carmichael	16	310	19.4	31	0
Ames	12	240	20.0	30	0
Stone	9	215	23.9	76	0
Mingo	4	120	30.0	30	0
Bukaty	3	41	13.7	20	0
Gonsoulin	1	34	34.0	34	0
Hill	1	23	23.0	23	0
Prebola	1	8	8.0	8	0
Stinnette	1	6	6.0	6	0
BRONCOS	66	1501	22.7	90t	1
OPPONENTS	42	720	17.1	—	0

SACKS: Cash 7, Hauser 5.5, McFaddin 5, Hudson 2, Stinnette 2, McDaniel 2, Konovsky 1, Gavin 1, Holz 0.5, Team 3. TOTAL: 29

PASSING	Att.	Comp.	Yds.	Cmp.%	Yd./Att.	TD	TD%	Int.	Int.%	LG
Tripucka	344	167	1690	48.5	4.91	10	2.9	21	6.1	87
Herring	211	93	1160	44.1	5.50	5	2.4	22	10.4	54
Mingo	9	4	136	44.4	15.11	2	22.2	0	0.0	52
Stone	2	1	18	50.0	9.0	1	50.0	0	0.0	18
Frazier	1	0	0	0.0	0.00	0	0.0	1	100.0	0
Taylor	1	0	0	0.0	0.00	0	0.0	1	100.0	0
BRONCOS	568	265	2720	46.7	4.79	18	3.2	45	7.9	87
OPPONENTS	474	194	2785	40.9	5.88	30	6.3	26	5.5	—



# 1962 FINAL STATISTICS (7-7)

Head Coach: Jack Faulkner AFL West: 2nd Place Home Stadium: Bears Stadium

Date	W/L	Score	Opponent	Attend.	RUSHING	No.	Yds.	Avg	LG	TD
Sept 7	W	30-21	San Diego	28,000	Stone	94	360	3.8	27	3
Sept 15	W	23-20	at Buffalo	30,577	Dickinson	73	247	3.4	42	0
Sept 21	L	16-41	at Boston	21,038	Mingo	54	287	5.3	82	4
Sept 30	W	32-10	at N.Y. Titans	17,213	Frazier	39	168	4.3	35	2
Oct 5	W	44-7	Oakland	22,452	Olszewski	33	114	3.4	46	0
Oct 14	W	23-6	at Oakland	7,000	Stinnette	21	87	4.1	14	1
Oct 21	W	20-10	Houston	34,496	Shaw	4	10	2.5	9	1
Oct 28	L	38-45	Buffalo	26,051	Tripucka	2	-1	-5	1	1
Nov 4	W	23-20	at San Diego	20,827	Taylor	2	26	13.0	18	0
Nov 11	L	29-33	Boston	28,187	<b>BRONCOS</b>	<b>322</b>	<b>1298</b>	<b>4.0</b>	<b>82</b>	<b>12</b>
Nov 18	L	3-24	Dallas	23,523	<b>OPPONENTS</b>	<b>439</b>	<b>1868</b>	<b>4.3</b>	<b>—</b>	<b>11</b>
Nov 22	L	45-46	N.Y. Titans	15,776	<b>RECEIVING</b>	<b>No.</b>	<b>Yds</b>	<b>Avg</b>	<b>LG</b>	<b>TD</b>
Dec 2	L	17-34	at Houston	30,650	Taylor	77	908	11.8	45	4
Dec 9	L	10-17	at Dallas	19,137	Dickinson	60	554	9.2	33	4

TEAM STATISTICS	Den	Opp
TOTAL FIRST DOWNS	270	234
Rushing	72	88
Passing	177	131
Penalty	21	15
TOTAL NET YARDS	4702	4358
Avg. Per Game	336.2	324.4
NET YARDS RUSHING	1298	1868
Avg. Per Game	93.1	133.4
Total Rushes	322	439
Avg. Per Rush	4.0	4.3
NET YARDS PASSING	3404	2670
Avg. Per Game	243.1	190.7
Att./Completions	559/292	423/202
Completion Pct.	52.2	47.8
Had Intercepted	40	27
PUNTS/AVERAGE	59/43.6	65/41.9
PENALTIES/YARDS	64/613	76/678
FUMBLES/BALL LOST	28/14	34/19
TOUCHDOWNS	39	41
Rushing	12	11
Passing	21	24
Defense/Returns	6	6
PAT (Total)	32	54
Kicking	27	52
Passing	4	0
Running	2	2
FIELD GOALS	27/39	16/27

Score By Periods	1	2	3	4	OT	Total
BRONCOS	48	94	61	150		353
OPPONENTS	64	105	58	107		334

SCORING	TD	Ru	Pa	Rt	PAT	FG	S	TP
Mingo	4	0	0	0	32/34	27/39	0	137
Scarpitto	6	0	6	0	0/0	0/0	0	36
Stone	5	3	2	0	0/0	0/0	0	30
Dickinson	4	0	4	0	0/0	0/0	0	24
Taylor	4	0	4	0	0/0	0/0	0	24
Frazier	3	2	1	0	0/0	0/0	0	18
Tarr	2	0	2	0	0/0	0/0	0	12
McMillin	2	0	0	2	0/0	0/0	0	12
Prebola	1	0	1	0	0/0	0/0	0	8
Tripucka	1	1	0	0	0/0	0/0	0	6
Shaw	1	1	0	0	0/0	0/0	0	6
Olszewski	1	0	1	0	0/0	0/0	0	6
Stinnette	1	1	0	0	0/0	0/0	0	6
Zeman	1	0	0	1	0/0	0/0	0	6
Gonsoulin	1	0	0	1	0/0	0/0	0	6
McGeever	1	0	0	1	0/0	0/0	0	6
McFadin	1	0	0	1	0/0	0/0	0	6
Fraser	0	0	0	0	2/2	0/0	0	2
<b>BRONCOS</b>	<b>39</b>	<b>12</b>	<b>21</b>	<b>6</b>	<b>34/36</b>	<b>27/39</b>	<b>0</b>	<b>353</b>
<b>OPPONENTS</b>	<b>41</b>	<b>11</b>	<b>24</b>	<b>6</b>	<b>36/38</b>	<b>16/27</b>	<b>0</b>	<b>334</b>

PASSING	Att.	Comp.	Yds.	Cmp.%	Yd./Att.	TD	TD%	Int.	Int.%	LG
Tripucka	440	240	2917	54.5	6.64	17	3.9	25	5.7	96
Shaw	110	49	783	44.5	7.12	4	3.6	14	12.7	97
Stone	3	1	13	33.3	4.33	0	0.0	0	0.0	13
Mingo	2	1	18	50.0	9.0	0	0.0	1	50.0	18
Enis	2	1	8	50.0	4.0	0	0.0	0	0.0	8
Taylor	2	0	0	0.0	0.0	0	0.0	0	0.0	0
Yards Lost Attempting to Pass	(-335)									
<b>BRONCOS</b>	<b>559</b>	<b>292</b>	<b>3404</b>	<b>52.2</b>	<b>5.09</b>	<b>21</b>	<b>3.8</b>	<b>40</b>	<b>7.2</b>	<b>97</b>
<b>OPPONENTS</b>	<b>423</b>	<b>202</b>	<b>2897</b>	<b>47.8</b>	<b>6.85</b>	<b>24</b>	<b>5.7</b>	<b>27</b>	<b>6.4</b>	<b>—</b>

# 1963 FINAL STATISTICS (2-11-1)

Head Coach: Jack Faulkner AFL West: 4th Place Home Stadium: Bears Stadium

Date	W/L	Score	Opponent	Attend.	RUSHING	No.	Yds.	Avg	LG	TD
Sept 7	L	7-59	Kansas City	21,115	Joe	154	649	4.2	68	4
Sept 14	L	14-20	at Houston	23,147	Stone	96	382	3.9	39	3
Sept 29	W	14-10	Boston	18,636	Slaughter	32	124	3.9	19	1
Oct 6	W	50-34	San Diego	18,428	Dixon	23	105	4.5	18	2
Oct 13	L	24-33	Houston	24,087	Mingo	24	90	3.7	17	0
Oct 18	L	21-40	at Boston	25,418	Breaux	10	51	5.1	15	0
Oct 26	T	35-35	at N.Y. Jets	20,377	Mitchell	23	45	2.0	7	0
Nov 3	L	28-30	Buffalo	19,424	Dickinson	6	32	5.3	13	0
Nov 9	L	17-27	at Buffalo	30,989	Galters	9	20	2.2	8	0
Nov 17	L	9-14	N.Y. Jets	14,247	Walker	2	14	7.0	0	0
Nov 28	L	10-26	Oakland	14,763	McCormick	3	-5	-1.7	-2	0
Dec 8	L	17-443	at Kansas City	17,443	Barnes	(lateral) 0	2	—	2	0
Dec 15	L	31-35	at Oakland	15,223	<b>BRONCOS</b>	<b>382</b>	<b>1509</b>	<b>4.0</b>	<b>68</b>	<b>10</b>
Dec 22	L	20-58	at San Diego	31,312	<b>OPPONENTS</b>	<b>420</b>	<b>1687</b>	<b>4.0</b>	<b>—</b>	<b>15</b>

TEAM STATISTICS	Den	Opp
TOTAL FIRST DOWNS	230	254
Rushing	84	92
Passing	133	145
Penalty	13	17
TOTAL NET YARDS	3991	5081
Avg. Per Game	285.1	362.9
NET YARDS RUSHING	1504	1687
Avg. Per Game	107.4	120.5
Total Rushes	382	420
Avg. Per Rush	3.9	4.0
NET YARDS PASSING	2487	3394
Avg. Per Game	177.6	242.4
Att./Completions	453/217	408/204
Completion Pct.	47.9	50.0
Had Intercepted	28	15
PUNTS/AVERAGE	81/44.4	61/43.7
PENALTIES/YARDS	65/548	61/516
FUMBLES/BALL LOST	34/16	33/20
TOUCHDOWNS	36	61
Rushing	10	15
Passing	23	40
Kickoff Returns	1	1
Pass Interceptions	1	2
Fumble Returns	1	3
Safety	0	2
PAT (Total)	37	57
Kicking	35	55
Running	0	0
Passing	13	17
FIELD GOALS	16/29	15/32

Score By Periods	1	2	3	4	OT	Total
BRONCOS	40	96	64	101		301
OPPONENTS	121	113	127	112		473

SCORING	TD	Ru	Pa	Rt	PAT	FG	S	TP
Mingo	0	0	0	0	35/35	16/29	0	83
Taylor	10	0	10	0	0/0	0/0	0	60
Joe	5	4	1	0	0/0	0/0	0	30
Scarpitto	5	0	5	0	0/0	0/0	0	30
Stone	4	3	1	0	0/0	0/0	0	24
Groman	3	0	3	0	0/0	0/0	0	18
Prebola	2	0	2	0	0/0	0/0	0	14
Dixon	2	2	0	0	0/0	0/0	0	12
Gonsoulin	1	0	0	1	0/0	0/0	0	6
Mitchell	1	0	0	1	0/0	0/0	0	6
McFadin	1	0	0	1	0/0	0/0	0	6
Slaughter	1	1	0	0	0/0	0/0	0	6
OTHERS	1	0	1	0	0/0	0/0	0	6
<b>BRONCOS</b>	<b>36</b>	<b>10</b>	<b>23</b>	<b>3</b>	<b>35/35</b>	<b>16/29</b>	<b>0</b>	<b>301</b>
<b>OPPONENTS</b>	<b>61</b>	<b>15</b>	<b>40</b>	<b>6</b>	<b>55/56</b>	<b>15/32</b>	<b>2</b>	<b>473</b>

PASSING	Att.	Comp.	Yds.	Cmp.%	Yd./Att.	TD	TD%	Int.	Int.%	LG
Slaughter	223	112	1689	50.2	7.57	12	5.4	14	6.3	74
Breaux	138	70	935	50.7	6.76	7	5.1	6	4.3	71
McCormick	72	28	417	48.8	5.79	4	5.6	3	4.2	72
Stone	3	0	0	0.0	0.00	0	0.0	0	0.0	—
Taylor	1	0	0	0.0	0.00	0	0.0	0	0.0	—
Mingo	1	0	0	0.0	0.00	0	0.0	0	0.0	—
OTHERS	15	7	31	46.6	2.07	0	0.0	5	33.3	14
Yards Lost Attempting to Pass	(-590)									
<b>BRONCOS</b>	<b>453</b>	<b>217</b>	<b>2487</b>	<b>47.9</b>	<b>5.49</b>	<b>23</b>	<b>5.1</b>	<b>28</b>	<b>6.2</b>	<b>74</b>
<b>OPPONENTS</b>	<b>408</b>	<b>204</b>	<b>3394</b>	<b>50.0</b>	<b>8.32</b>	<b>40</b>	<b>9.8</b>	<b>15</b>	<b>3.7</b>	<b>—</b>



## 1964 FINAL STATISTICS (2-11-1)

Head Coach: Jack Faulkner (4) / Mac Speedie (10) AFL West: 4th Place Home Stadium: Bears Stadium

Date	W/L	Score	Opponent	Attend.	RUSHING	No.	Yds.	Avg	LG	TD
Sept 12	L	6-30	at N.Y. Jets	45,665	Mitchell	174	590	3.4	33	5
Sept 20	L	13-30	at Buffalo	28,501	Joe	111	415	3.7	51	2
Sept 27	L	17-38	Houston	22,651	Lee	43	164	3.8	16	3
Oct 4	L	10-39	Boston	15,485	Slaughter	20	58	2.9	18	0
Oct 11	W	33-27	Kansas City	16,285	Mingo	6	26	4.3	9	0
Oct 18	L	14-42	at San Diego	23,332	Stone	12	26	2.2	5	0
Oct 25	L	7-40	at Oakland	17,858	Dixon	18	25	1.4	17	0
Nov 1	L	39-49	at Kansas City	15,053	Scarpitto	1	5	5.0	5	0
Nov 8	L	20-31	San Diego	19,670	Barry	3	7	2.3	11	0
Nov 15	W	20-16	N.Y. Jets	11,309	<b>BRONCOS</b>	<b>388</b>	<b>1316</b>	<b>3.4</b>	<b>51</b>	<b>10</b>
Nov 20	L	7-12	at Boston	24,979	<b>OPPONENTS</b>	<b>419</b>	<b>2072</b>	<b>4.9</b>	<b>58</b>	<b>21</b>
Nov 29	T	20-20	Oakland	15,958						
Dec 13	L	19-30	Buffalo	14,431	<b>RECEIVING</b>	<b>No.</b>	<b>Yds</b>	<b>Avg</b>	<b>LG</b>	<b>TD</b>
Dec 20	L	15-34	at Houston	15,839	Taylor	76	872	11.5	57	7

TEAM STATISTICS	Den	Opp
TOTAL FIRST DOWNS	211	270
Rushing	75	100
Passing	118	146
Penalty	18	24
TOTAL NET YARDS	3348	4970
Avg. Per Game	239.1	355.0
Total Plays	905	902
Avg. Gain Per Play	3.7	5.5
NET YARDS RUSHING	1316	2072
Avg. Per Game	94.0	148.0
Total Rushes	388	419
Avg. Per Rush	3.4	4.9
NET YARDS PASSING	2032	2898
Avg. Per Game	145.1	207.0
Att./Completions	455/230	439/217
Completion Pct.	50.5	49.4
Had Intercepted	32	32
PUNTS/AVERAGE	81/43.2	59/41.6
PENALTIES/YARDS	76/774	63/573
FUMBLES/BALL LOST	28/8	40/21
TOUCHDOWNS	28	52
Rushing	10	21
Passing	14	29
Punt Returns	1	1
Pass Interceptions	1	1
Fumble Returns	2	0
Safety	1	4
PAT (Total)	25	52
Kicking	22/25	52/52
Running	1	0
Passing	2	0
FIELD GOALS	14/33	22/25

SCORING	TD	Ru	Pa	Rt	PAT	FG	S	TP
Taylor	7	0	7	0	0/0	0/0	0	42
Mitchell	6	5	1	0	0/0	0/0	0	36
Mingo	0	0	0	0	9/10	8/12	0	33
Guesman	0	0	0	0	13/15	6/21	0	31
Scarpitto	4	0	4	0	0/0	0/0	0	24
Lee	3	3	0	0	0/0	0/0	0	18
Joe	2	2	0	0	0/0	0/0	0	14
Denson	1	0	1	0	0/0	0/0	0	8
Dixon	1	0	1	0	0/0	0/0	0	6
Barry	1	0	0	1	0/0	0/0	0	6
Janik	1	0	0	1	0/0	0/0	0	6
McMillin	1	0	0	1	0/0	0/0	0	6
Cooke	1	0	0	1	0/0	0/0	0	6
Slaughter	0	0	0	0	0/0	0/0	0	2
OTHERS	0	0	0	0	0/0	0/0	1	2
<b>BRONCOS</b>	<b>28</b>	<b>10</b>	<b>14</b>	<b>4</b>	<b>22/25</b>	<b>14/33</b>	<b>1</b>	<b>240</b>
<b>OPPONENTS</b>	<b>52</b>	<b>21</b>	<b>29</b>	<b>2</b>	<b>52/52</b>	<b>22/25</b>	<b>4</b>	<b>438</b>

PASSING	Att.	Comp.	Yds.	Cmp.%	Yd./Att.	TD	TD%	Int.	Int.%	LG
Lee	265	133	1622	50.2	6.12	11	4.2	20	7.5	82
Slaughter	188	97	930	51.6	4.95	3	1.6	11	5.9	39
Mitchell	1	0	0	0.0	0.00	0	0.0	0	0.0	0
Taylor	1	0	0	0.0	0.00	0	0.0	1	100.0	0
Yards Lost Attempting to Pass			(-520)							
<b>BRONCOS</b>	<b>455</b>	<b>230</b>	<b>2032</b>	<b>50.5</b>	<b>4.47</b>	<b>14</b>	<b>3.1</b>	<b>32</b>	<b>7.0</b>	<b>82</b>
<b>OPPONENTS</b>	<b>439</b>	<b>217</b>	<b>2898</b>	<b>49.4</b>	<b>6.60</b>	<b>29</b>	<b>6.6</b>	<b>32</b>	<b>7.0</b>	<b>66</b>

## 1965 FINAL STATISTICS (4-10)

Head Coach: Mac Speedie AFL West: 4th Place Home Stadium: Bears Stadium

Date	W/L	Score	Opponent	Attend.	RUSHING	No.	Yds.	Avg	LG	TD
Sept 11	L	31-34	at San Diego	27,022	Gilchrist	252	954	3.8	44	6
Sept 19	L	15-30	Buffalo	30,682	Hayes	130	526	4.1	43	5
Sept 24	W	27-10	at Boston	26,782	Haynes	41	166	4.1	47	3
Oct 3	W	16-13	N.Y. Jets	34,988	Scarpitto	4	94	23.5	44	0
Oct 10	L	23-31	Kansas City	31,001	Slaughter	20	75	3.8	13	0
Oct 17	W	28-17	Houston	32,492	Barry	2	19	9.5	11	0
Oct 24	L	13-31	at Buffalo	45,046	Lee	2	1	0.5	2	0
Oct 31	L	10-45	at N.Y. Jets	53,717	McCormick	1	-2	-2.0	-2	0
Nov 7	L	21-35	San Diego	33,073	Denson	1	-4	-4.0	-4	0
Nov 14	W	31-21	at Houston	28,126	<b>BRONCOS</b>	<b>453</b>	<b>1829</b>	<b>4.0</b>	<b>47</b>	<b>14</b>
Nov 21	L	20-28	Oakland	30,369	<b>OPPONENTS</b>	<b>384</b>	<b>1337</b>	<b>3.5</b>	<b>41</b>	<b>24</b>
Dec 5	L	13-24	at Oakland	19,023						
Dec 12	L	20-28	Boston	27,207	<b>RECEIVING</b>	<b>No.</b>	<b>Yds</b>	<b>Avg</b>	<b>LG</b>	<b>TD</b>
Dec 19	L	35-45	at Kansas City	14,421	Taylor	85	1131	13.3	63	6

TEAM STATISTICS	Den	Opp
TOTAL FIRST DOWNS	255	244
Rushing	111	87
Passing	117	138
Penalty	27	19
TOTAL NET YARDS	4469	4297
Avg. Per Game	319.2	306.9
Total Plays	959	850
Avg. Gain Per Play	4.7	5.1
NET YARDS RUSHING	1829	1337
Avg. Per Game	130.6	95.5
Total Rushes	453	384
Avg. Per Rush	4.0	3.5
NET YARDS PASSING	2640	2960
Avg. Per Game	188.6	211.4
Att./Completions	482/222	440/202
Completion Pct.	46.1	45.9
Had Intercepted	30	25
PUNTS/AVERAGE	68/42.3	73/45.8
PENALTIES/YARDS	69/750	86/836
FUMBLES/BALL LOST	29/16	27/14
TOUCHDOWNS	38	50
Rushing	14	24
Passing	18	23
Punt Returns	1	1
Pass Interceptions	3	2
Fumble Returns	2	0
Safety	0	0
PAT (Total)	34	50
Kicking	32/32	50/50
Running	1/2	0/0
Passing	1/4	0/0
FIELD GOALS	13/29	14/23

SCORING	TD	Ru	Pa	Rt	PAT	FG	S	TP
Kroner	0	0	0	0	32/32	13/29	0	71
Hayes	7	5	2	0	0/0	0/0	0	44
Gilchrist	7	6	1	0	0/0	0/0	0	42
Haynes	6	3	2	1	0/0	0/0	0	36
Taylor	6	0	6	0	0/0	0/0	0	36
Scarpitto	5	0	5	0	0/0	0/0	0	30
Griffin	2	0	0	2	0/0	0/0	0	12
Bramlett	2	0	0	2	0/0	0/0	0	12
Dixon	2	0	2	0	0/0	0/0	0	12
Wilson	1	0	0	1	0/0	0/0	0	6
Gonsoulin	0	0	0	0	0/0	0/0	0	2
Slaughter	0	0	0	0	0/0	0/0	0	2
<b>BRONCOS</b>	<b>38</b>	<b>14</b>	<b>18</b>	<b>6</b>	<b>32/32</b>	<b>13/29</b>	<b>0</b>	<b>303</b>
<b>OPPONENTS</b>	<b>50</b>	<b>24</b>	<b>23</b>	<b>3</b>	<b>50/50</b>	<b>14/23</b>	<b>0</b>	<b>392</b>

PASSING	Att.	Comp.	Yds.	Cmp.%	Yd./Att.	TD	TD%	Int.	Int.%	LG
Slaughter	147	75	864	51.0	5.88	6	4.1	12	8.2	51
McCormick	253	103	1292	40.7	5.11	7	2.8	14	5.5	90
Lee	80	44	692	55.0	8.65	5	6.3	3	3.8	66
Yards Lost Attempting to Pass			(-208)							
<b>BRONCOS</b>	<b>482</b>	<b>222</b>	<b>2640</b>	<b>46.1</b>	<b>5.48</b>	<b>18</b>	<b>3.7</b>	<b>30</b>	<b>6.2</b>	<b>90</b>
<b>OPPONENTS</b>	<b>440</b>	<b>202</b>	<b>2960</b>	<b>45.9</b>	<b>6.73</b>	<b>23</b>	<b>5.2</b>	<b>25</b>	<b>5.7</b>	<b>78</b>



## 1966 FINAL STATISTICS (4-10)

Head Coach: Mac Speedie (2) / Ray Malavasi (12) AFL West: 4th Place Home Stadium: Bears Stadium

Date	W/L	Score	Opponent	Attend.	RUSHING	No.	Yds.	Avg	LG	TD
Sept 3	L	7-45	at Houston	30,156	Hayes	105	411	3.9	56	1
Sept 18	L	10-24	Boston	25,337	Haynes	129	310	2.4	20	2
Sept 25	L	7-16	N.Y. Jets	29,878	Mitchell	70	199	2.8	21	0
Oct 2	W	40-38	Houston	27,203	Scarpitto	4	110	27.5	63	1
Oct 8	L	10-37	at Kansas City	33,929	Lester	34	84	2.5	10	0
Oct 16	L	7-24	at Miami	23,393	Choboian	21	45	2.1	12	2
Oct 23	L	10-56	Kansas City	26,196	Slaughter	1	10	10.0	10	0
Oct 30	L	17-24	at San Diego	25,819	Kellogg	6	3	.5	5	0
Nov 6	W	17-10	at Boston	18,154	McCormick	4	2	.5	3	0
Nov 20	L	3-17	Oakland	26,703	Glacken	2	-1	-.5	5	0
Nov 27	W	20-17	San Diego	24,860	TEAM	1	-11	-11.0	—	—
Dec 4	W	17-7	Miami	32,592	<b>BRONCOS</b>	<b>376</b>	<b>1173</b>	<b>3.1</b>	<b>63</b>	<b>6</b>
Dec 11	L	10-28	at Oakland	31,765	<b>OPPONENTS</b>	<b>441</b>	<b>2029</b>	<b>4.6</b>	<b>61</b>	<b>17</b>
Dec 18	L	21-38	at Buffalo	40,538						

TEAM STATISTICS	Den	Opp
TOTAL FIRST DOWNS	171	251
Rushing	61	101
Passing	95	122
Penalty	14	28
TOTAL NET YARDS	3157	4544
Avg. Per Game	225.5	324.6
Total Plays	816	871
Avg. Gain Per Play	3.9	5.2
NET YARDS RUSHING	1173	2029
Avg. Per Game	83.0	144.9
Total Rushes	376	441
Avg. Per Rush	3.1	4.6
NET YARDS PASSING	1995	2515
Avg. Per Game	142.5	179.6
Att./Completions	402/166	397/192
Completion Pct.	41.3	48.4
Had Intercepted	30	13
PUNTS/AVERAGE	77/45.2	60/42.7
Had Blocked	1	0
PUNT RETURNS	26/235	38/315
Avg. Per Return	9.0	8.3
KICKOFF RETURNS	58/1557	43/1001
Avg. Per Return	26.8	23.3
INTERCEPTIONS/RET.	13/109	30/545
PENALTIES/YARDS	66/773	75/571
FUMBLES/BALL LOST	36/17	35/18
TOUCHDOWNS	22	47
Rushing	6	17
Passing	12	26
Others	4	4
PAT (Kicking)	20/20	46/46
PAT (Passing)	1/2	1/1
PAT (Rushing)	0	0
FIELD GOALS	14/25	17/40

SCORING	TD	Ru	Pa	Rt	PAT	FG	S	TP
Kroner	0	0	0	0	20/20	14/25	0	62
Scarpitto	5	1	4	0	0/0	0/0	0	32
Haynes	3	2	1	0	0/0	0/0	0	18
Denson	3	0	3	0	0/0	0/0	0	18
Mitchell	2	0	2	0	0/0	0/0	0	12
Sellers	2	0	0	2	0/0	0/0	0	12
Choboian	2	2	0	0	0/0	0/0	0	12
Taylor	1	0	1	0	0/0	0/0	0	6
Hayes	1	1	0	0	0/0	0/0	0	6
Bramlett	1	0	0	1	0/0	0/0	0	6
Lester	1	0	1	0	0/0	0/0	0	6
Wilson	1	0	0	1	0/0	0/0	0	6
<b>BRONCOS</b>	<b>22</b>	<b>6</b>	<b>12</b>	<b>4</b>	<b>20/20</b>	<b>14/25</b>	<b>0</b>	<b>196</b>
<b>OPPONENTS</b>	<b>47</b>	<b>17</b>	<b>26</b>	<b>4</b>	<b>46/46</b>	<b>17/40</b>	<b>0</b>	<b>381</b>

PASSING	Att.	Comp.	Yds.	Cmp.%	Yd./Att.	TD	TD%	Int.	Int.%	LG
Choboian	163	82	1110	50.3	6.8	4	2.5	12	7.4	79
McCormick	193	68	993	35.2	5.1	6	3.1	15	7.8	64
Slaughter	25	7	124	28.0	5.0	1	4.0	0	0.0	67
Glacken	11	6	84	54.5	7.6	1	9.0	0	0.0	22
Rote	8	3	40	37.5	5.0	0	0.0	1	12.5	20
Haynes	2	0	0	0.0	0.0	0	0.0	2	100.0	0
<i>Yards Lost Attempting to Pass</i>										
<b>BRONCOS</b>	<b>402</b>	<b>166</b>	<b>1995</b>	<b>41.3</b>	<b>5.0</b>	<b>12</b>	<b>3.0</b>	<b>30</b>	<b>7.5</b>	<b>79</b>
<b>OPPONENTS</b>	<b>397</b>	<b>192</b>	<b>2515</b>	<b>48.5</b>	<b>6.3</b>	<b>26</b>	<b>6.5</b>	<b>13</b>	<b>6.6</b>	<b>79</b>

RECEIVING	No.	Yds	Avg	LG	TD
Haynes	46	480	10.4	52	1
Denson	36	725	20.1	65	3
Taylor	35	448	12.8	32	1
Scarpitto	21	335	16.0	62	4
Mitchell	14	239	17.1	79	2
Hayes	8	49	6.1	29	0
Lester	2	26	13.0	21	1
Crabtree	1	38	38.0	38	0
Franci	1	8	8.0	8	0
Kellogg	1	5	5.0	5	0
Wright	1	-2	-2.0	-2	0
<b>BRONCOS</b>	<b>166</b>	<b>2351</b>	<b>14.2</b>	<b>79</b>	<b>12</b>
<b>OPPONENTS</b>	<b>192</b>	<b>2819</b>	<b>14.7</b>	<b>79</b>	<b>26</b>

INTERCEPTIONS	No.	Yds	Avg	LG	TD
Brown	3	37	12.3	31	0
Sellers	3	24	8.0	24	0
Matsos	2	10	5.0	5	0
Hopkins	2	9	4.5	9	0
Wright	1	15	15.0	15	0
Bramlett	1	12	12.0	12	0
Wilson	1	2	2.0	2	0
<b>BRONCOS</b>	<b>13</b>	<b>109</b>	<b>8.4</b>	<b>31</b>	<b>0</b>
<b>OPPONENTS</b>	<b>30</b>	<b>545</b>	<b>18.2</b>	<b>—</b>	<b>1</b>

PUNTING	No.	Yds	Avg	LG	B
Scarpitto	76	3480	45.8	70	1
<b>BRONCOS</b>	<b>77</b>	<b>2878</b>	<b>45.2</b>	<b>70</b>	<b>1</b>
<b>OPPONENTS</b>	<b>60</b>	<b>2564</b>	<b>42.7</b>	<b>68</b>	<b>0</b>

PUNT RETURNS	Ret	Yds	Avg	LG	TD
Haynes	10	119	11.9	42	0
Scott	7	56	8.0	21	0
Sellers	6	49	8.2	17	0
Wilson	2	10	5.0	10	0
Lester	1	1	1.0	1	0
<b>BRONCOS</b>	<b>26</b>	<b>235</b>	<b>9.0</b>	<b>42</b>	<b>0</b>
<b>OPPONENTS</b>	<b>38</b>	<b>296</b>	<b>7.8</b>	<b>—</b>	<b>0</b>

KICKOFF RETURNS	No.	Yds	Avg	LG	TD
Sellers	19	541	28.5	100	2
Wilson	10	309	30.9	100	1
Scott	9	282	31.3	77	0
Haynes	9	229	25.4	43	0
Crabtree	5	129	25.8	32	0
Mitchell	3	55	18.3	26	0
Lester	1	11	11.0	11	0
Sturm	1	2	2.0	2	0
Inman	1	0	0.0	0	0
<b>BRONCOS</b>	<b>58</b>	<b>1558</b>	<b>26.9</b>	<b>100</b>	<b>3</b>
<b>OPPONENTS</b>	<b>43</b>	<b>1000</b>	<b>23.3</b>	<b>—</b>	<b>0</b>

SACKS: Bramlett 9.5, LaRose 4.5, Keating 3.5, Leeztow 3, Jacobs 2, Hopkins 1.5, Jeter 1.5, Gon-soulin 1, Tarasovic 1, Cox 0.5, Team 5. TOTAL 33

## 1967 FINAL STATISTICS (3-11)

Head Coach: Lou Saban AFL West: 4th Place Home Stadium: Bears Stadium

Date	W/L	Score	Opponent	Attend.	RUSHING	No.	Yds.	Avg	LG	TD
Sept 3	W	26-21	Boston	35,488	Little	130	381	2.9	14	1
Sept 10	L	0-51	at Oakland	25,423	Mitchell	82	308	3.8	35	0
Sept 17	L	21-35	at Miami	29,381	Hickey	73	263	3.6	20	4
Sept 24	L	24-38	N.Y. Jets	35,365	Hayes	85	255	3.0	18	4
Oct 1	L	6-10	at Houston	21,798	Gilchrist	10	21	2.1	6	0
Oct 8	L	16-17	Buffalo	35,188	Lynch	2	7	3.5	7	0
Oct 22	L	21-38	San Diego	34,464	LeClair	8	6	0.8	10	1
Oct 29	L	9-52	at Kansas City	44,002	Tensi	24	4	0.2	13	0
Nov 5	L	17-21	Oakland	29,043	Crabtree	2	2	1.0	6	0
Nov 12	L	18-20	Houston	30,392	Glacken	1	10	10.0	10	0
Nov 19	W	21-20	at Buffalo	30,891	Cassese	1	5	5.0	5	0
Nov 23	L	20-24	at San Diego	34,586	Scarpitto	1	5	5.0	5	0
Dec 3	W	33-24	at N.Y. Jets	61,615	Denson	1	-2	-2.0	-2	0
Dec 17	L	24-38	Kansas City	31,660	<b>BRONCOS</b>	<b>420</b>	<b>1265</b>	<b>3.0</b>	<b>35</b>	<b>10</b>
					<b>OPPONENTS</b>	<b>444</b>	<b>2076</b>	<b>4.7</b>	<b>65</b>	<b>21</b>

TEAM STATISTICS	Den	Opp
TOTAL FIRST DOWNS	172	276
Rushing	65	115
Passing	91	143
Penalty	16	18
TOTAL NET YARDS	2947	5201
Avg. Per Game	210.5	371.5
Total Plays	852	921
Avg. Gain Per Play	3.5	5.6
NET YARDS RUSHING	1265	2076
Avg. Per Game	90.4	148.3
Total Rushes	420	444
Avg. Per Rush	3.0	4.7
NET YARDS PASSING	1682	3125
Avg. Per Game	120.1	223.2
Att./Completions	374/150	459/214
Completion Pct.	40.1	46.6
Had Intercepted	18	28
PUNTS/AVERAGE	105/44.9	65/41.5
Had Blocked	1	1
PUNT RETURNS	27/357	61/718
Avg. Per Return	13.2	11.8
KICKOFF RETURNS	60/1518	42/1046
Avg. Per Return	25.3	24.9
INTERCEPTIONS/RET.	28/413	18/262
PENALTIES/YARDS	48/512	58/628
FUMBLES/BALL LOST	30/12	23/13
TOUCHDOWNS	31	52
Rushing	10	21
Passing	17	27
Others	4	4
PAT (Kicking)	28/30	48/49
PAT (Passing)	1/1	1/2
PAT (Rushing)	0/0	1/1
FIELD GOALS	12/27	15/31

SCORING	TD	Ru	Pa	Rt	PAT	FG	S	TP
Denson	11	0	11	0	0/0	0/0	0	66
Humphreys	0	0	0	0	18/19	7/15	0	39
Hickey	5	4	1	0	0/0	0/0	0	30
Crabtree	5	0	5	0	0/0	0/0	0	30
Hayes	4	4	0	0	0/0	0/0	0	26
Little	2	1	0	1	0/0	0/0	0	12
Wilson	2	0	0	2	0/0	0/0	0	12
Kroner	0	0	0	0	5/6	2/2	0	11
Sellers	1	0	0	1	0/0	0/0	0	6
LeClair	1	1	0	0	0/0	0/0	0	6
OTHERS	0	0	0	0	5/5	3/11	0	14
TEAM	0	0	0	0	0/0	0/0	2	4
<b>BRONCOS</b>	<b>31</b>	<b>10</b>	<b>17</b>	<b>4</b>	<b>28/30</b>	<b>12/28</b>	<b>2</b>	<b>256</b>
<b>OPPONENTS</b>	<b>52</b>	<b>21</b>	<b>27</b>	<b>4</b>	<b>48/49</b>	<b>15/31</b>	<b>0</b>	<b>409</b>

PASSING	Att.	Comp.	Yds.	Cmp.%	Yd./Att.	TD	TD%	Int.	Int.%	LG
Tensi	325	131	1915	40.3	5.9	16	4.9	17	5.2	76
LeClair	45	19	275	42.2	6.1	1	6.1	1	2.2	48
Glacken	4	0	0	0.0	0.0	0	0.0	0	0.0	0
<i>Yards Lost Attempting to Pass</i>										
<b>BRONCOS</b>	<b>374</b>	<b>150</b>	<b>1682</b>	<b>40.1</b>	<b>4.5</b>	<b>17</b>	<b>4.5</b>	<b>18</b>	<b>4.8</b>	<b>76</b>
<b>OPPONENTS</b>	<b>459</b>	<b>214</b>	<b>3125</b>	<b>46.6</b>	<b>6.8</b>	<b>27</b>	<b>5.9</b>	<b>28</b>	<b>6.1</b>	<b>79</b>



## 1968 FINAL STATISTICS (5-9)

Head Coach: Lou Saban AFL West: 4th Place Home Stadium: Mile High Stadium

Date	W/L	Score	Opponent	Attend.	Leclair	Moore	Lindsey	Van Heusen	Haffner	Tensi	Jones	DiVito	BRONCOS	OPPONENTS
Sept 15	L	10-24	at Cincinnati	25,049	12	40	3.3	12	0					
Sept 22	L	2-34	at Kansas City	45,821	4	22	5.5	10	0					
Sept 29	L	17-20	Boston	37,024	1	17	4.3	7	0					
Oct 6	W	10-7	Cincinnati	41,257	2	2	1.0	1	0					
Oct 13	W	21-13	at N.Y. Jets	62,052	6	2	0.3	2	0					
Oct 20	L	24-55	at San Diego	42,953	1	-1	-1.0	-1	0					
Oct 27	W	21-14	Miami	44,115	1	-1	-1.0	-1	0					
Nov 3	W	35-14	at Boston	18,304	411	1614	3.9	155	11					
Nov 10	L	7-43	Oakland	50,002	457	1861	4.1	165	20					
Nov 17	L	17-38	at Houston	36,075										
Nov 24	W	34-32	Buffalo	35,142										
Dec 1	L	23-47	San Diego	35,312										
Dec 8	L	27-33	at Oakland	47,754										
Dec 14	L	7-30	Kansas City	38,463										

### TEAM STATISTICS

#### TOTAL FIRST DOWNS

	Den	Opp
Rushing	217	251
Passing	75	94
Penalty	124	145
	18	12

#### TOTAL NET YARDS

	Den	Opp
Avg. Per Game	397.1	502.4
Total Plays	283.6	358.9
Avg. Gain Per Play	889	917
NET YARDS RUSHING	4.4	5.5
Avg. Per Game	1614	1861
Total Rushes	115.3	132.9
Avg. Per Rush	411	457
NET YARDS PASSING	3.9	4.1
Avg. Per Game	2357	3163
Att./Completions	168.4	225.9
Completion Pct.	427/179	429/217
Had Intercepted	41.9	50.6
PUNTS/AVERAGE	27	20
Had Blocked	96/42.7	76/43.0
PUNT RETURNS	1	1
Avg. Per Return	38/332	46/282
KICKOFF RETURNS	8.7	6.1
Avg. Per Return	60/1361	29/704
INTERCEPTIONS/RET.	22.7	24.3
PENALTIES/YARDS	20/165	27/328
FUMBLES/BALL LOST	73/772	64/750
TOUCHDOWNS	28/13	24/12
Rushing	32	48
Passing	11	20
Others (Ret.)	20	25
Others (Safety)	1	3
PAT (Kicking)	1	2
PAT (Passing)	31/31	47/47
PAT (Rushing)	0/1	1/1
FIELD GOALS	0/0	0/0
	10/23	21/34

### SCORING

	TD	Ru	Pa	Rt	PAT	FG	S	TP
Howfield	0	0	0	0	30/30	9/18	0	57
Crabtree	5	0	5	0	0/0	0/0	0	30
Little	5	3	1	1	0/0	0/0	0	30
Denson	5	0	5	0	0/0	0/0	0	30
Lynch	4	4	0	0	0/0	0/0	0	24
Briscoe	3	3	0	0	0/0	0/0	0	18
Van Heusen	3	0	3	0	0/0	0/0	0	18
Jones	2	0	2	0	0/0	0/0	0	12
McCarthy	2	0	2	0	0/0	0/0	0	12
Haffner	1	0	1	0	0/0	0/0	0	6
Beer	1	0	1	0	0/0	0/0	0	6
Ford	1	1	0	0	0/0	0/0	0	6
OTHERS	0	0	0	0	1/1	1/5	0	4
TEAM	0	0	0	0	0/0	0/0	1	2
BRONCOS	32	11	20	1	31/31	10/23	1	255
OPPONENTS	48	20	25	3	47/47	21/34	0	404

### RUSHING

	No.	Yds.	Avg	LG	TD
Little	158	584	3.7	55t	3
Briscoe	41	308	7.5	34	3
Lynch	66	221	3.3	19	4
Ford	41	186	4.5	23	1
McCarthy	28	89	3.2	12	0
Erwin	24	76	3.2	9	0
Lamb	22	63	2.9	17	0

### PASSING

	Att.	Comp.	Yds.	Cmp.%	Yd./Att.	TD	TD%	Int.	Int.%	LG
Briscoe	224	93	1589	41.5	7.09	14	6.3	13	5.8	66t
Tensi	119	48	709	40.3	5.96	5	4.2	8	6.7	72t
LeClair	54	27	401	50.0	7.43	1	1.9	5	9.3	46
DiVito	6	1	16	16.6	2.67	0	0.0	0	0.0	16
Haffner	1	1	18	100.0	18.00	0	0.0	0	0.0	18
Lynch	2	1	4	50.0	2.00	0	0.0	0	0.0	4
OTHERS	19	8	105	42.1	5.53	0	0.9	1	5.3	50

Yards Lost Attempting to Pass (-469)

### BRONCOS

### OPPONENTS

	Att.	Comp.	Yds.	Cmp.%	Yd./Att.	TD	TD%	Int.	Int.%	LG
BRONCOS	427	179	2357	41.9	5.52	20	4.7	27	6.3	72t
OPPONENTS	429	217	3163	50.6	7.37	25	5.8	20	4.7	94t

## 1969 FINAL STATISTICS (5-8-1)

Head Coach: Lou Saban AFL West: 4th Place Home Stadium: Mile High Stadium

Date	W/L	Score	Opponent	Attend.	RUSHING	No.	Yds.	Avg	LG	TD
Sept 14	W	35-7	Boston	43,482	Little	146	729	5.0	48t	6
Sept 21	W	21-19	N.Y. Jets	50,583	Lynch	96	407	4.2	54	2
Sept 28	L	28-41	at Buffalo	40,302	Quayle	57	183	3.2	17	0
Oct 5	L	13-26	Kansas City	50,564	Smiley	56	166	3.0	26	3
Oct 12	L	14-24	Oakland	49,511	Tensi	12	63	5.3	17	0
Oct 19	W	30-23	at Cincinnati	27,920	Liske	10	50	5.0	19	0
Oct 26	L	21-24	at Houston	45,348	Williams	10	18	1.8	8	1
Nov 2	W	13-0	San Diego	45,511	Denson	1	9	9.0	9	0
Nov 9	L	10-41	at Oakland	54,416	Burnett	5	9	1.8	5	0
Nov 16	T	20-20	Houston	45,002	Jones	1	3	3.0	3	0
Nov 23	L	24-45	at San Diego	34,664	BRONCOS	394	1637	4.2	54	12
Nov 27	L	17-31	at Kansas City	48,773	OPPONENTS	436	1709	3.9	43t	15
Dec 7	L	24-27	at Miami	25,332						
Dec 14	W	27-16	Cincinnati	42,198						

### TEAM STATISTICS

#### TOTAL FIRST DOWNS

	Den	Opp
Rushing	243	278
Passing	87	95
Penalty	130	151
	26	30

#### TOTAL NET YARDS

	Den	Opp
Avg. Per Game	4161	4688
Total Plays	297.2	334.9
Avg. Gain Per Play	841	918
NET YARDS RUSHING	4.9	5.1
Avg. Per Game	1637	1709
Total Rushes	116.9	122.1
Avg. Per Rush	394	436
NET YARDS PASSING	4.2	3.9
Avg. Per Game	2524	2932
Att./Completions	180.3	209.4
Completion Pct.	403/192	437/223
Had Intercepted	47.6	51.0
Touchdowns	23	14
Avg. Gain per Attempt	23	19
Avg. Gain per Completion	6.3	6.7
PUNTS/AVERAGE	13.1	13.1
Had Blocked	72/40.1	71/43.1
PUNT RETURNS	1	0
Avg. Per Return	37/450	35/246
KICKOFF RETURNS	12.2	7.0
Avg. Per Return	56/1323	21/471
INTERCEPTIONS/RET.	23.6	22.4
PENALTIES/YARDS	14/228	23/421
FUMBLES/BALL LOST	79/738	84/901
TOUCHDOWNS	15/8	24/14
Rushing	37	40
Passing	12	15
Others (Safety)	23	19
PAT (Kicking)	2	6
PAT (Passing)	36/37	38/39
PAT (Rushing)	0/0	0/1
FIELD GOALS	0/0	0/0
	13/29	22/32

### SCORE BY PERIODS

	1	2	3	4	OT	Total
BRONCOS	72	89	61	75		297
OPPONENTS	67	86	86	105		344

### SCORING

	TD	Ru	Pa	Rt	PAT	FG	S	TP
Howfield	0	0	0	0	36/37	13/29	0	75
Denson	10	0	10	0	0/0	0/0	0	60
Little	7	6	1	0	0/0	0/0	0	42
Haffner	5	0	5	0	0/0	0/0	0	30
Embree	5	0	5	0	0/0	0/0	0	30
Smiley	4	3	1	0	0/0	0/0	0	24
Lynch	2	2	0	0	0/0	0/0	0	12
Thompson	1	0	0	1	0/0	0/0	0	6
Burrell	1	0	0	1	0/0	0/0	0	6
Buckman	1	0	1	0	0/0	0/0	0	6
Williams	1	1	0	0	0/0	0/0	0	6
BRONCOS	37	12	23	2	36/37	13/29	0	297
OPPONENTS	40	15	19	6	38/39	22/32	0	344

### PASSING

	Att.	Comp.	Yds.	Cmp.%	Yd./Att.	TD	TD%	Int.	Int.%	LG
Tensi	286	131	1990	45.8	7.0	14	4.9	12	4.2	79t
Liske	115	61	845	53.0	7.3	9	7.8	11	9.6	71
Little	2	0	0	0.0	0.0	0	0.0	0	0.0	—
BRONCOS	403	192	2835	47.6	7.0	23	5.7	23	5.7	79t
OPPONENTS	437	223	3295	51.0	7.5	19	4.3	14	3.2	86t



## 1970 FINAL STATISTICS (5-8-1)

Head Coach: Lou Saban AFC West: 4th Place Home Stadium: Mile High Stadium

Date	W/L	Score	Opponent	Attend.	RUSHING	No.	Yds.	Avg	LG	TD
Sept 20	W	25-10	at Buffalo	34,882	Little	209	901	4.3	80t	3
Sept 27	W	16-13	Pittsburgh	50,705	Anderson	83	368	4.4	27t	4
Oct 4	W	26-13	Kansas City	50,705	Crenshaw	69	200	2.9	25	5
Oct 11	L	23-35	at Oakland	54,436	Turner	29	106	3.7	12	2
Oct 18	W	24-10	Atlanta	50,705	Pastrana	14	89	6.4	14	1
Oct 25	L	14-19	at San Francisco	39,515	Lynch	20	81	4.1	19	1
Nov 1	L	3-19	Washington	50,705	Liske	7	42	6.0	14	1
Nov 8	L	21-24	at San Diego	48,327	Tensi	4	14	3.5	1	0
Nov 15	L	19-24	Oakland	50,959	Haffner	1	1	1.0	1	0
Nov 22	W	31-6	at New Orleans	66,837	<b>BRONCOS</b>	<b>436</b>	<b>1802</b>	<b>4.1</b>	<b>80t</b>	<b>17</b>
Nov 29	L	21-31	at Houston	35,733	<b>OPPONENTS</b>	<b>409</b>	<b>1351</b>	<b>3.3</b>	<b>65t</b>	<b>7</b>
Dec 6	L	0-16	at Kansas City	50,454						
Dec 13	T	17-17	San Diego	50,959						
Dec 20	L	13-27	Cleveland	51,001						

TEAM STATISTICS	Den	Opp
TOTAL FIRST DOWNS	217	199
Rushing	87	67
Passing	112	118
Penalty	18	14
TOTAL NET YARDS	3827	3705
Avg. Per Game	273.4	264.6
Total Plays	883	838
Avg. Gain Per Play	4.3	4.4
NET YARDS RUSHING	1802	1351
Avg. Per Game	128.7	96.5
Total Rushes	436	409
Avg. Per Rush	4.1	3.3
NET YARDS PASSING	2025	2354
Avg. Per Game	144.6	168.1
Sacked/Yards Lost	44/333	50/456
Gross Yards	2358	2810
Att./Completions	403/183	379/191
Completion Pct.	45.4	50.4
Had Intercepted	28	16
Avg. Gain per Attempt	5.0	6.2
Avg. Gain per Completion	12.9	14.7
PUNTS/AVERAGE	87/42.9	89/44.9
Had Blocked	0	0
PUNT RETURNS	63/556	56/416
Avg. Per Return	8.8	7.4
KICKOFF RETURNS	49/1114	24/544
Avg. Per Return	22.7	22.7
INTERCEPTIONS/RET.	16/220	28/213
PENALTIES/YARDS	94/887	82/802
FUMBLES/BALL LOST	23/13	35/16
TOUCHDOWNS	28	28
Rushing	17	7
Passing	11	20
Others (see individuals)	0	1
POINTS AFTER TOUCHDOWN	27	27
FIELD GOALS	18/32	23/36
Distance	1-19 20-29 30-39 40-59 50+	1-19 20-29 30-39 40-59 50+
Howfield	2/3 3/6 5/7 6/9 2/5	

SCORE BY PERIODS	1	2	3	4	OT	Total
BRONCOS	44	60	45	104		253
OPPONENTS	74	93	57	40		264

SCORING	TD	Ru	Pa	Rt	PAT	FG	S	TP
Howfield	0	0	0	0	27/28	18/32	0	81
Crenshaw	6	5	1	0	0/0	0/0	0	36
Anderson	4	4	0	0	0/0	0/0	0	24
Little	3	3	0	0	0/0	0/0	0	18
Whalen	3	0	3	0	0/0	0/0	0	18
Denson	2	0	2	0	0/0	0/0	0	12
Masters	2	0	2	0	0/0	0/0	0	12
Turner	2	2	0	0	0/0	0/0	0	12
Van Heusen	2	0	2	0	0/0	0/0	0	12
Haffner	1	0	1	0	0/0	0/0	0	6
Liske	1	1	0	0	0/0	0/0	0	6
Lynch	1	1	0	0	0/0	0/0	0	6
Pastrana	1	1	0	0	0/0	0/0	0	6
Washington	0	0	0	0	0/0	0/0	1	2
TEAM	0	0	0	0	0/0	0/0	1	2
<b>BRONCOS</b>	<b>28</b>	<b>17</b>	<b>11</b>	<b>0</b>	<b>27/28</b>	<b>18/32</b>	<b>2</b>	<b>253</b>
<b>OPPONENTS</b>	<b>28</b>	<b>7</b>	<b>20</b>	<b>1</b>	<b>27/28</b>	<b>23/36</b>	<b>0</b>	<b>264</b>

PASSING	Att.	Comp.	Yds.	Cmp.%	Yd./Att.	Tkd/Yds	TD	TD%	Int.	Int.%	LG
Liske	238	112	1340	47.1	5.63	28/228	7	2.9	11	4.6	—
Tensi	80	38	539	47.5	6.74	6/35	3	3.8	8	10.0	—
Pastrana	75	29	420	38.7	5.60	8/60	1	1.3	9	12.0	—
Anderson	7	4	59	57.1	8.43	1/5	0	0.0	0	0.0	—
Van Heusen	1	0	0	0.0	0.00	0/0	0	0.0	0	0.0	—
Little	2	0	0	0.0	0.00	1/5	0	0.0	0	0.0	—
<b>BRONCOS</b>	<b>403</b>	<b>193</b>	<b>2358</b>	<b>45.4</b>	<b>5.85</b>	<b>44/333</b>	<b>11</b>	<b>2.7</b>	<b>28</b>	<b>6.9</b>	<b>74</b>
<b>OPPONENTS</b>	<b>379</b>	<b>191</b>	<b>2810</b>	<b>50.4</b>	<b>7.41</b>	<b>50/456</b>	<b>20</b>	<b>5.3</b>	<b>16</b>	<b>4.2</b>	<b>—</b>

## 1971 FINAL STATISTICS (4-9-1)

Head Coach: Lou Saban (9) / Jerry Smith (5) AFC West: 4th Place Home Stadium: Mile High Stadium

Date	W/L	Score	Opponent	Attend.	RUSHING	No.	Yds.	Avg	LG	TD
Sept 19	T	10-10	Miami	51,228	Little	284	1133	4.0	40	6
Sept 26	L	13-34	at Green Bay	47,957	Anderson	139	533	3.8	36	3
Oct 3	L	3-16	Kansas City	51,200	Lynch	26	162	6.2	23	0
Oct 10	L	16-27	Oakland	51,200	Masters	7	71	10.1	37	0
Oct 17	W	20-16	San Diego	51,200	Post	18	44	2.4	16	0
Oct 24	W	27-0	at Cleveland	75,674	Turner, C.	17	43	2.5	9	0
Oct 31	L	16-17	at Philadelphia	65,358	Harrison	5	36	7.2	16	0
Nov 7	L	20-24	Detroit	51,200	Mosier	4	31	7.8	29	0
Nov 14	L	10-24	Cincinnati	51,200	Horn	6	15	2.5	10	0
Nov 21	L	10-28	at Kansas City	49,945	Van Heusen	1	10	10.0	10	0
Nov 28	W	22-10	at Pittsburgh	39,710	Simmons	1	7	7.0	7	0
Dec 5	W	6-3	Chicago	51,200	Ramsey	3	6	2.0	6	0
Dec 12	L	17-45	at San Diego	44,347	Gehrke	1	2	2.0	2	0
Dec 19	L	13-21	at Oakland	54,651	<b>BRONCOS</b>	<b>512</b>	<b>2093</b>	<b>4.3</b>	<b>54</b>	<b>11</b>

TEAM STATISTICS	Den	Opp
TOTAL FIRST DOWNS	217	206
Rushing	102	90
Passing	105	91
Penalty	10	25
TOTAL NET YARDS	4158	3819
Avg. Per Game	297.0	272.9
Total Plays	891	825
Avg. Gain Per Play	4.7	4.6
NET YARDS RUSHING	2093	1834
Avg. Per Game	149.5	131.0
Total Rushes	512	426
Avg. Per Rush	4.1	4.3
NET YARDS PASSING	2065	1985
Avg. Per Game	147.5	141.8
Sacked/Yards Lost	22/178	44/435
Gross Yards	2242	2420
Att./Completions	357/175	356/150
Completion Pct.	49.0	42.1
Had Intercepted	27	20
Avg. Gain per Attempt	5.4	5.0
Avg. Gain per Completion	12.8	16.1
PUNTS/AVERAGE	76/45.7	67/45.7
Had Blocked	2	0
PUNT RETURNS	41/320	45/468
Avg. Per Return	7.8	10.4
KICKOFF RETURNS	44/960	43/1059
Avg. Per Return	21.8	24.6
INTERCEPTIONS/RET.	20/288	27/432
PENALTIES/YARDS	67/781	78/771
FUMBLES/BALL LOST	25/12	36/20
TOUCHDOWNS	18	32
Rushing	9	11
Passing	8	18
Others (see individuals)	1	3
POINTS AFTER TOUCHDOWN	18	32
FIELD GOALS	25/38	17/34
Distance	1-19 20-29 30-39 40-59 50+	1-19 20-29 30-39 40-59 50+
Turner	8/9 3/5 8/11 6/12 0/1	
OPP	5/5 6/9 4/7 2/11 0/2	

SCORE BY PERIODS	1	2	3	4	OT	Total
BRONCOS	39	62	32	70		203
OPPONENTS	54	74	86	61		275

SCORING	TD	Ru	Pa	Rt	PAT	FG	S	TP
Turner	0	0	0	0	18/18	25/38	0	93
Little	6	6	0	0	0/0	0/0	0	36
Anderson	4	3	1	0	0/0	0/0	0	24
Harrison	2	0	2	0	0/0	0/0	0	12
Lynch	1	0	1	0	0/0	0/0	1	8
Post	1	0	1	0	0/0	0/0	0	6
Simmons	1	0	1	0	0/0	0/0	0	6
Masters	1	0	1	0	0/0	0/0	0	6
Forsberg	1	0	0	1	0/0	0/0	0	6
Turner, C.	1	0	1	0	0/0	0/0	0	6
<b>BRONCOS</b>	<b>18</b>	<b>9</b>	<b>8</b>	<b>1</b>	<b>18/18</b>	<b>25/38</b>	<b>1</b>	<b>203</b>
<b>OPPONENTS</b>	<b>32</b>	<b>11</b>	<b>18</b>	<b>3</b>	<b>32/32</b>	<b>17/34</b>	<b>0</b>	<b>275</b>

PASSING	Att.	Comp.	Yds.	Cmp.%	Yd./Att.	Tkd/Yds	TD	TD%	Int.	Int.%	LG
Ramsey	178	84	1120	47.2	6.29	13/105	5	2.8	13	7.3	—
Horn	173	89	1056	51.4	6.10	8/67	3	1.7	14	8.1	—
Anderson	3	1	48	33.3	16.00	1/6	0	0.0	0	0.0	—
Gehrke	2	1	19	50.0	9.50	0/0	0	0.0	0	0.0	—
Little	1	0	0	0.0	0.00	0/0	0	0.0	0	0.0	—
Van Heusen	1	0	0	0.0	0.00	0/0	0	0.0	0	0.0	—
<b>BRONCOS</b>	<b>358</b>	<b>175</b>	<b>2243</b>	<b>48.9</b>	<b>6.27</b>	<b>22/178</b>	<b>8</b>	<b>2.2</b>	<b>27</b>	<b>7.5</b>	<b>74</b>
<b>OPPONENTS</b>	<b>356</b>	<b>150</b>	<b>2420</b>	<b>42.1</b>	<b>5.78</b>	<b>44/435</b>	<b>18</b>	<b>5.1</b>	<b>20</b>	<b>5.6</b>	<b>—</b>



## 1972 FINAL STATISTICS (5-9)

Head Coach: John Ralston AFC West: 3rd Place Home Stadium: Mile High Stadium

Date	W/L	Score	Opponent	Attend.	RUSHING	No.	Yds.	Avg	LG	TD
Sept 17	W	30-17	Houston	51,656	Little	216	859	4.0	55t	9
Sept 24	L	14-37	at San Diego	49,048	Anderson	72	319	4.4	40	1
Oct 1	L	24-45	Kansas City	51,656	Dawkins	56	243	4.4	19	2
Oct 8	L	10-21	at Cincinnati	55,812	Lynch	34	164	4.8	28	2
Oct 15	L	20-23	Minnesota	51,656	Van Heusen	3	76	25.3	66t	1
Oct 22	W	30-23	at Oakland	53,551	Odoms	5	72	14.4	27	0
Oct 29	L	20-27	Cleveland	51,656	Krieg	1	63	63.0	63	0
Nov 5	L	17-29	at N.Y. Giants	62,689	Ramsey	5	15	3.0	8t	2
Nov 12	W	16-10	at Los Angeles	65,398	Moses	2	11	5.5	14	0
Nov 19	L	20-37	Oakland	51,656	Harrison	1	9	9.0	9	0
Nov 26	L	20-23	at Atlanta	58,850	OTHERS	14	7	.5	0	0
Dec 3	L	21-24	at Kansas City	66,725	<b>BRONCOS</b>	<b>409</b>	<b>1838</b>	<b>4.5</b>	<b>66t</b>	<b>17</b>
Dec 10	W	38-13	San Diego	51,478	<b>OPPONENTS</b>	<b>439</b>	<b>1668</b>	<b>3.8</b>	<b>51</b>	<b>15</b>
Dec 17	W	45-21	New England	51,656						

TEAM STATISTICS	Den	Opp
TOTAL FIRST DOWNS	237	251
Rushing	87	102
Passing	132	123
Penalty	18	26
Third-Down Efficiency	75/177	74/190
TOTAL NET YARDS	4472	3851
Avg. Per Game	319.4	275.1
Total Plays	831	876
Avg. Gain Per Play	5.4	4.4
NET YARDS RUSHING	1838	1668
Avg. Per Game	131.3	119.1
Total Rushes	409	439
Avg. Per Rush	4.5	3.8
NET YARDS PASSING	2634	2181
Avg. Per Game	188.1	155.9
Sacked/Yards Lost	38/266	41/357
Gross Yards	2900	2540
Att./Completions	384/201	397/206
Completion Pct.	52.3	51.9
Had Intercepted	23	10
PUNTS/AVERAGE	60/40.1	66/45.2
PUNT RETURNS/AVG	28/11.1	28/2.9
KICKOFF RETURNS/AVG	55/22.8	54/23.1
MISC. RETURNS/AVG	18/30	15/81
INTERCEPTIONS/RET.	10/10.9	23/19.2
PENALTIES/YARDS	89/827	83/784
FUMBLES/BALL LOST	25/11	27/12
TOTAL POINTS	325	350
Avg. Points per Game	23.2	25.0
Touchdowns	38	41
By Rushing	17	15
By Passing	19	19
By Returns	2	7
Field Goals	20/29	21/33
Conversions	37	39

SCORE BY PERIODS	1	2	3	4	OT	Total
BRONCOS	85	92	54	94		325
OPPONENTS	35	120	81	114		350

SCORING	TD	Ru	Pa	Rt	PAT	FG	S	TP
Turner	0	0	0	0	37/37	20/29	0	97
Little	13	9	4	0	0/0	0/0	0	78
Moses	5	0	5	0	0/0	0/0	0	30
Masters	3	0	3	0	0/0	0/0	0	18
Sherman	3	0	3	0	0/0	0/0	0	18
Anderson	2	1	1	0	0/0	0/0	0	12
Ramsey	2	2	0	0	0/0	0/0	0	12
Simmons	2	0	2	0	0/0	0/0	0	12
Dawkins	2	2	0	0	0/0	0/0	0	12
Lynch	2	2	0	0	0/0	0/0	0	12
Van Heusen	1	1	0	0	0/0	0/0	0	6
Montgomery	1	0	0	1	0/0	0/0	0	6
Odoms	1	0	1	0	0/0	0/0	0	6
Greer	1	0	0	1	0/0	0/0	0	6
<b>BRONCOS</b>	<b>38</b>	<b>17</b>	<b>19</b>	<b>2</b>	<b>37/37</b>	<b>20/29</b>	<b>0</b>	<b>325</b>
<b>OPPONENTS</b>	<b>41</b>	<b>15</b>	<b>19</b>	<b>7</b>	<b>39/39</b>	<b>21/33</b>	<b>0</b>	<b>350</b>

PASSING	Att.	Comp.	Yds.	Cmp.%	Yd./Att.	Tkd/Yds	TD	TD%	Int.	Int.%	LG
Johnson	238	132	1783	55.5	7.53	12/82	14	5.8	14	5.8	40
Ramsey	137	65	1050	47.4	7.79	26/184	3	2.2	9	6.6	60
Little	2	2	43	100.	21.52	0/0	1	50.0	0	0.0	35
Anderson	3	1	14	33.3	4.75	0/0	1	3.3	0	0.0	14
Ernst	4	1	10	25.0	2.56	0/0	0	0.0	0	0.0	10
<b>BRONCOS</b>	<b>384</b>	<b>201</b>	<b>2900</b>	<b>52.3</b>	<b>7.84</b>	<b>38/266</b>	<b>19</b>	<b>4.9</b>	<b>23</b>	<b>6.0</b>	<b>60</b>
<b>OPPONENTS</b>	<b>397</b>	<b>206</b>	<b>2540</b>	<b>51.9</b>	<b>6.41</b>	<b>41/357</b>	<b>19</b>	<b>4.8</b>	<b>10</b>	<b>2.5</b>	<b>57t</b>

## 1973 FINAL STATISTICS (7-5-2)

Head Coach: John Ralston AFC West: 2nd Place Home Stadium: Mile High Stadium

Date	W/L	Score	Opponent	Attend.	RUSHING	No.	Yds.	Avg	LG	TD
Sept 16	W	28-10	Cincinnati	49,059	Little	256	979	3.8	47	12
Sept 23	L	34-36	San Francisco	51,706	Dawkins	160	706	4.4	72	2
Sept 30	L	14-33	Chicago	51,159	Armstrong	26	90	3.5	24	0
Oct 7	L	14-16	at Kansas City	71,414	Anderson	19	61	3.2	11	1
Oct 14	W	48-20	at Houston	32,801	Odoms	5	53	10.6	21	0
Oct 22	T	23-23	Oakland	51,270	Ross	5	21	4.2	8	0
Oct 28	W	40-28	at New York	55,108	Van Heusen	4	34	8.5	32	0
Nov 4	T	17-17	at St. Louis	46,565	Moses	3	25	8.3	8	1
Nov 11	W	30-19	San Diego	51,034	Johnson	7	-2	-3	0	0
Nov 18	W	23-13	at Pittsburgh	48,580	Simmons	1	-4	-4.0	-4	0
Nov 25	W	14-10	Kansas City	51,331	Masters	1	-9	-9.0	-9	0
Dec 2	L	10-22	Dallas	51,508	<b>BRONCOS</b>	<b>487</b>	<b>1954</b>	<b>4.0</b>	<b>72</b>	<b>16</b>
Dec 9	W	42-28	at San Diego	44,954	<b>OPPONENTS</b>	<b>455</b>	<b>1795</b>	<b>4.0</b>	<b>30</b>	<b>14</b>
Dec 16	L	17-21	at Oakland	51,910						

TEAM STATISTICS	Den	Opp
TOTAL FIRST DOWNS	253	239
Rushing	111	97
Passing	127	121
Penalty	15	21
Third-Down Efficiency	79/203	77/203
TOTAL NET YARDS	4473	4235
Avg. Per Game	319.5	302.5
Total Plays	893	872
Avg. Gain Per Play	5.0	4.9
NET YARDS RUSHING	1954	1795
Avg. Per Game	139.6	128.2
Total Rushes	487	455
Avg. Per Rush	4.0	4.0
NET YARDS PASSING	2519	2440
Avg. Per Game	179.9	174.3
Sacked/Yards Lost	27/187	36/326
Gross Yards	2766	2766
Att./Completions	378/196	417/202
Completion Pct.	51.9	48.4
Had Intercepted	20	14
PUNTS/AVERAGE	69/45.1	69/43.3
PUNT RETURNS/AVG	40/10.1	31/8.3
KICKOFF RETURNS/AVG	36/22.0	61/20.4
MISC. RETURNS/AVG	4/25	6/57
INTERCEPTIONS/RET.	14/15.7	20/16.6
PENALTIES/YARDS	83/745	84/837
FUMBLES/BALL LOST	21/9	26/16
TOTAL POINTS	354	296
Avg. Points per Game	25.2	21.1
Touchdowns	41	31
By Rushing	16	14
By Passing	22	15
By Returns	3	2
Field Goals	22/33	28/35
Conversions	40/41	30/31

SCORE BY PERIODS	1	2	3	4	OT	Total
BRONCOS	79	83	80	112		354
OPPONENTS	57	98	72	69		296

SCORING	TD	Ru	Pa	Rt	PAT	FG	S	TP
Turner	0	0	0	0	40/41	22/33	0	106
Little	13	12	0	0	0/0	0/0	0	78
Moses	9	1	8	0	0/0	0/0	0	54
Odoms	7	0	7	0	0/0	0/0	0	42
Washington	3	0	3	0	0/0	0/0	0	18
Thompson	2	0	0	2	0/0	0/0	0	12
Dawkins	2	2	0	0	0/0	0/0	0	12
Anderson	1	1	0	0	0/0	0/0	0	6
Armstrong	1	0	1	0	0/0	0/0	0	6
Simmons	1	0	1	0	0/0	0/0	0	6
Van Heusen	1	0	1	0	0/0	0/0	0	6
Mitchell	1	0	0	1	0/0	0/0	0	6
Criter	0	0	0	0	0/0	0/0	1	2
<b>BRONCOS</b>	<b>41</b>	<b>16</b>	<b>22</b>	<b>3</b>	<b>40/41</b>	<b>22/33</b>	<b>1</b>	<b>354</b>
<b>OPPONENTS</b>	<b>31</b>	<b>14</b>	<b>15</b>	<b>2</b>	<b>30/31</b>	<b>28/35</b>	<b>1</b>	<b>296</b>

PASSING	Att.	Comp.	Yds.	Cmp.%	Yd./Att.	Tkd/Yds	TD	TD%	Int.	Int.%	LG	Rtg.
Johnson	346	184	2465	53.2	7.12	26/177	20	5.8	17	4.9	62	75.3
Ramsey	27	10	194	37.0	7.18	0/0	2	7.4	2	7.4	76	56.7
Anderson	3	2	47	66.6	15.73	0/0	0	0.0	0	0.0	0	150.0
Van Heusen	1	0	0	0.0	0.00	1/10	0	0.0	0	0.0	0	0.0
Turner	1	0	0	0.0	0.00	0/0	0	0.0	1	100.0	0	0.0
<b>BRONCOS</b>	<b>378</b>	<b>196</b>	<b>2706</b>	<b>51.9</b>	<b>7.16</b>	<b>27/187</b>	<b>22</b>	<b>5.8</b>	<b>20</b>	<b>5.3</b>	<b>76</b>	<b>—</b>
<b>OPPONENTS</b>	<b>417</b>	<b>202</b>	<b>2766</b>	<b>48.4</b>	<b>6.63</b>	<b>36/326</b>	<b>16</b>	<b>3.8</b>	<b>14</b>	<b>3.4</b>	<b>80</b>	<b>—</b>



## 1974 FINAL STATISTICS (7-6-1)

Head Coach: John Ralston AFC West: 2nd Place Home Stadium: Mile High Stadium

Date	W/L	Score	Opponent	Attend.	RUSHING	No.	Yds.	Avg	LG	TD
Sept 15	L	10-17	Los Angeles	56,981	Armstrong	263	1407	5.3	43	9
Sept 22	T	35-35	Pittsburgh (OT)	50,858	Keyworth	81	374	4.6	30	10
Sept 30	L	3-30	at Washington	54,395	Little	117	312	2.7	22	1
Oct 6	W	17-14	at Kansas City	67,298	Odoms	4	25	6.3	31	0
Oct 13	W	33-17	New Orleans	50,748	Hufnagel	2	22	11.0	18	0
Oct 20	W	27-7	San Diego	50,748	Moses	2	16	8.0	11	0
Oct 27	L	21-23	at Cleveland	60,478	Ross	3	8	2.7	7	0
Nov 3	L	17-28	Oakland	45,766	Stowe	1	1	1.0	1	0
Nov 10	W	17-6	at Baltimore	32,244	Van Heusen	1	-1	-1.0	-1	0
Nov 18	L	34-42	Kansas City	50,236	Lynch	3	-2	-7	1	0
Nov 24	W	20-17	at Oakland	51,224	Ramsey	5	-2	-4	1	0
Nov 28	W	31-27	at Detroit	51,157	Johnson	4	-3	-8	-1	0
Dec 8	W	37-14	Houston	46,942	<b>BRONCOS</b>	<b>486</b>	<b>2157</b>	<b>4.4</b>	<b>43</b>	<b>20</b>
Dec 15	L	0-17	at San Diego	35,756	<b>OPPONENTS</b>	<b>487</b>	<b>1808</b>	<b>3.7</b>	<b>27</b>	<b>17</b>

TEAM STATISTICS	Den	Opp	RECEIVING	No.	Yds	Avg	LG	TD	
TOTAL FIRST DOWNS	258	265	Odoms	42	639	15.2	41	6	
Rushing	120	109	Armstrong	38	405	10.7	48t	3	
Passing	118	135	Moses	34	559	16.4	42	2	
Penalty	20	21	Little	29	344	11.8	72	0	
Third-Down Efficiency	63/176	88/218	Van Heusen	16	421	26.3	73t	4	
TOTAL NET YARDS	4485	4391	Keyworth	12	109	9.1	18	0	
Avg. Per Game	320.4	313.6	Simmons	10	161	16.1	36	2	
Total Plays	861	945	Stowe	2	9	4.5	5	1	
Avg. Gain Per Play	5.2	4.6	Ross	1	13	13.0	13	0	
NET YARDS RUSHING	2157	1808	<b>BRONCOS</b>	<b>184</b>	<b>2660</b>	<b>14.5</b>	<b>73t</b>	<b>18</b>	
Avg. Per Game	154.1	129.1	<b>OPPONENTS</b>	<b>237</b>	<b>2805</b>	<b>11.8</b>	<b>61t</b>	<b>14</b>	
Total Rushes	486	487							
Avg. Per Rush	4.4	3.7	<b>INTERCEPTIONS</b>	<b>No.</b>	<b>Yds</b>	<b>Avg</b>	<b>LG</b>	<b>TD</b>	
NET YARDS PASSING	2328	2583	Thompson	5	105	21.0	38t	1	
Avg. Per Game	166.3	184.5	Jones	5	19	3.8	11	0	
Sacked/Yards Lost	45/332	32/222	Rowser	4	56	14.0	33	0	
Gross Yards	2660	2805	May	2	40	20.0	25	0	
Att./Completions	329/184	426/237	Jackson, T.	1	39	39.0	39	0	
Completion Pct.	55.9	55.6	Greer	1	23	23.0	23	0	
Had Intercepted	17	22	Laskey	1	3	3.0	3	0	
PUNTS/AVERAGE	75/40.3	70/42.6	Pitts	1	2	2.0	2	0	
PUNT RETURNS/AVG	43/11.0	45/11.8	Smith, Ed	1	0	0.0	0	0	
KICKOFF RETURNS/AVG	54/22.0	57/24.0	Tyler	1	0	0.0	0	0	
MISC. RETURNS/AVG	1/2	3/57	Hepburn	0	22	0.0	0	0	
INTERCEPTIONS/RET.	22/14.0	17/17.9	<b>BRONCOS</b>	<b>22</b>	<b>309</b>	<b>14.0</b>	<b>39</b>	<b>1</b>	
PENALTIES/YARDS	76/632	78/585	<b>OPPONENTS</b>	<b>17</b>	<b>304</b>	<b>17.9</b>	<b>55t</b>	<b>3</b>	
FUMBLES/BALL LOST	23/13	25/11							
TOTAL POINTS	302	294	<b>PUNTING</b>	<b>No.</b>	<b>Yds</b>	<b>Avg</b>	<b>LG</b>	<b>B</b>	
Avg. Points per Game	21.6	21.0	Van Heusen	75	3024	40.3	61	0	
Touchdowns	39	35	<b>OPPONENTS</b>	<b>70</b>	<b>2985</b>	<b>42.6</b>	<b>66</b>	<b>0</b>	
By Rushing	20	17							
By Passing	18	14	<b>PUNT RETURNS</b>	<b>Ret</b>	<b>FC</b>	<b>Yds</b>	<b>Avg</b>	<b>LG</b>	<b>TD</b>
By Returns	1	4	Thompson	26	1	350	13.5	60	0
Field Goals	11/21	16/42	Little	4	1	34	8.5	17	0
Conversions	35/39	34/35	Greer	13	5	90	6.9	12	0
			<b>BRONCOS</b>	<b>43</b>	<b>7</b>	<b>474</b>	<b>11.0</b>	<b>60</b>	<b>0</b>
			<b>OPPONENTS</b>	<b>45</b>	<b>1</b>	<b>529</b>	<b>11.8</b>	<b>72</b>	<b>0</b>

SCORE BY PERIODS	1	2	3	4	OT	Total
BRONCOS	80	80	91	51	0	302
OPPONENTS	65	88	73	68	0	294

SCORING	TD	Ru	Pa	Rt	PAT	FG	S	TP
Armstrong	12	9	3	0	0/0	0/0	0	72
Turner	0	0	0	0	35/39	11/21	0	68
Keyworth	10	10	0	0	0/0	0/0	0	60
Odoms	6	0	6	0	0/0	0/0	0	36
Van Heusen	4	0	4	0	0/0	0/0	0	24
Simmons	2	0	2	0	0/0	0/0	0	12
Moses	2	0	2	0	0/0	0/0	0	12
Thompson	1	0	0	1	0/0	0/0	0	6
Little	1	1	0	0	0/0	0/0	0	6
Stowe	1	0	1	0	0/0	0/0	0	6
<b>BRONCOS</b>	<b>39</b>	<b>20</b>	<b>18</b>	<b>1</b>	<b>35/39</b>	<b>11/21</b>	<b>0</b>	<b>302</b>
<b>OPPONENTS</b>	<b>35</b>	<b>17</b>	<b>14</b>	<b>4</b>	<b>34/35</b>	<b>16/42</b>	<b>1</b>	<b>294</b>

FIELD GOAL BREAKDOWN	Distance	1-19	20-29	30-39	40-49	50+
Turner	0/1	3/4	6/7	2/8	0/1	
<b>OPP</b>	<b>2/2</b>	<b>8/9</b>	<b>4/6</b>	<b>1/3</b>	<b>1/4</b>	
Turner: (39G) (41N) (34G) (41G,19N) (24N) (34G, 20G) (47N,55G) (27G) (37G) (1) (30G,33G,42N) (42N,21G,45N) (43G,44N) (31N)						

**SACKS:** Alzado 13, Chavous 9, T. Jackson 4, Duranko 1, Grant 1, May 1, E. Smith 1, Simone 1, Pitts 1. **TOTAL: 32**

PASSING	Att.	Comp.	Yds.	Cmp.%	Yd./Att.	Tkd/Yds	TD	TD%	Int.	Int.%	LG	Rtg.
Johnson	244	136	1969	55.6	8.07	35/270	13	5.3	9	3.7	73t	84.3
Ramsey	74	41	580	55.4	7.84	9/55	5	6.8	7	9.5	43t	64.0
Hufnagel	10	6	70	60.0	7.00	1/7	0	0.0	1	14.3	28	41.7
Van Heusen	1	1	41	100.0	41.00	0/0	0	0.0	0	0.0	41	120.0
<b>BRONCOS</b>	<b>329</b>	<b>184</b>	<b>2660</b>	<b>55.9</b>	<b>8.09</b>	<b>45/332</b>	<b>18</b>	<b>5.5</b>	<b>17</b>	<b>5.2</b>	<b>73t</b>	<b>—</b>
<b>OPPONENTS</b>	<b>426</b>	<b>237</b>	<b>2805</b>	<b>55.6</b>	<b>6.58</b>	<b>32/222</b>	<b>14</b>	<b>3.3</b>	<b>22</b>	<b>5.2</b>	<b>61t</b>	<b>—</b>

## 1975 FINAL STATISTICS (6-8)

Head Coach: John Ralston AFC West: 2nd Place Home Stadium: Mile High Stadium

Date	W/L	Score	Opponent	Attend.	RUSHING	No.	Yds.	Avg	LG	TD
Sept 21	W	37-33	Kansas City	51,858	Keyworth	182	725	4.0	34	3
Sept 29	W	23-13	Green Bay	52,491	Little	125	445	3.6	19	2
Oct 5	L	14-38	at Buffalo	79,798	Lynch	57	218	3.8	20	3
Oct 12	L	9-20	at Pittsburgh	49,164	Armstrong	31	155	5.0	33	0
Oct 19	W	16-15	Cleveland	52,540	Ross	42	121	2.9	21	0
Oct 26	L	13-26	at Kansas City	70,043	Upchurch	16	97	6.1	15	1
Nov 2	L	17-42	Oakland	52,330	Dolbin	5	72	14.4	25	0
Nov 9	L	16-17	Cincinnati	49,702	Hufnagel	8	47	5.9	13	0
Nov 16	W	27-17	at San Diego	26,048	Ramsey	6	38	6.3	17	0
Nov 23	L	21-35	at Atlanta	28,686	Odoms	5	27	5.4	12	0
Nov 30	W	13-10	San Diego (OT)	44,982	Van Heusen	2	26	13.0	24	0
Dec 8	L	10-17	at Oakland	51,075	Johnson	10	21	2.1	13	0
Dec 14	W	25-10	Philadelphia	36,860	Franckowiak	1	1	1.0	1	0
Dec 20	L	13-14	at Miami	43,064	<b>BRONCOS</b>	<b>490</b>	<b>1993</b>	<b>4.1</b>	<b>34</b>	<b>9</b>
					<b>OPPONENTS</b>	<b>526</b>	<b>1974</b>	<b>3.8</b>	<b>6.5</b>	<b>19</b>

TEAM STATISTICS			Den	Opp									
TOTAL FIRST DOWNS			268	247	RECEIVING			No.	Yds	Avg	LG	TD	
Rushing			109	121	Keyworth			42	314	7.5	19	1	
Passing			137	104	Odoms			40	544	13.6	43	3	
Penalty			22	22	Moses			29	505	17.4	33	2	
Third-Down Efficiency			84/212	76/209	Little			29	308	10.6	66t	2	
TOTAL NET YARDS			4534	4006	Dolbin			22	421	19.1	41	3	
Avg. Per Game			323.9	286.1	Upchurch			18	436	24.2	90t	2	
Total Plays			964	901	VanHeusen			15	246	16.4	28	1	
Avg. Gain Per Play			4.7	4.4	Ross			7	69	9.9	30	0	
NET YARDS RUSHING			1993	1974	Lynch			6	33	5.5	19	1	
Avg. Per Game			142.4	141.0	Brown			1	14	14.0	14	0	
Total Rushes			490	526	Armstrong			1	10	10.0	10	0	
Avg. Per Rush			4.1	3.8	BRONCOS			210	2900	13.8	90t	15	
NET YARDS PASSING			2541	2032	OPPONENTS			181	2245	12.4	69	14	
Avg. Per Game			181.5	145.1	INTERCEPTIONS			No.	Yds	Avg	LG	TD	
Sacked/Yards Lost			47/359	27/213	Gradishar			3	77	25.7	44	1	
Gross Yards			2900	2245	Thompson			2	97	48.5	49	0	
Att./Completions			427/210	348/181	Thomas			2	66	33.0	36	0	
Completion Pct.			49.2	52.5	Wright			2	9	4.5	9	0	
Had Intercepted			34	16	Jackson			2	0	0.0	0	0	
PUNTS/AVERAGE			63/39.8	76/42.1	O'Malley			1	38	38.0	0	0	
PUNT RETURNS/AVG			41/11.5	39/13.7	Swenson			1	4	4.0	4	0	
KICKOFF RETURNS/AVG			59/24.5	57/22.3	Rowser			1	2	2.0	2	0	
MISC. RETURNS/AVG			4/68	1/6	May			1	0	0.0	0	0	
INTERCEPTIONS/RET.			16/18.3	34/13.1	Jones			1	0	0.0	0	0	
PENALTIES/YARDS			92/785	88/779	BRONCOS			16	293	18.3	49	1	
FUMBLES/BALL LOST			28/14	37/16	OPPONENTS			34	447	13.1	41	1	
TOTAL POINTS			254	307									
Avg. Points per Game			18.1	21.9	PUNTING			No.	Yds	Avg	LG	B	
Touchdowns			28	35	Van Heusen			63	2510	39.8	64	0	
By Rushing			9	19	OPPONENTS			76	3200	42.1	60	0	
By Passing			15	14									
By Returns			4	2	PUNT RETURNS			Ret	FC	Yds	Avg	LG	TD
Field Goals			21/29	21/28	Upchurch			27	4	312	11.6	51	0
Conversions			23/28	34/35	Thompson			13	1	158	12.2	24	0

SCORE BY PERIODS	1	2	3	4	OT	Total
BRONCOS	36	86	41	88	3	254
OPPONENTS	54	81	88	84	0	307

SCORING	TD	Ru	Pa	Rt	PAT	FG	S	TP	Upchurch	40	1084	27.1	58	0
Turner	0	0	0	0	23/28	21/29	0	86	Little	16	307	19.2	32	0
Keyworth	4	3	1	0	0/0	0/0	0	24	Ross	1	20	20.0	20	0
Dolbin	4	0	3	1	0/0	0/0	0	24	Severson	1	20	20.0	20	0
Little	4	2	2	0	0/0	0/0	0	24	Maples	1	15	15.0	15	0
Lynch	4	3	1	0	0/0	0/0	0	24	BRONCOS	59	1446	24.5	58	0
Odoms	4	0	3	1	0/0	0/0	0	24	OPPONENTS	57	1273	22.3	39	0
Upchurch	3	1	2	0	0/0	0/0	0	18	FIELD GOAL BREAKDOWN					
Moses	2	0	2	0	0/0	0/0	0	12	Distance	1-19	20-29	30-39	40-49	50+
Van Heusen	1	0	1	0	0/0	0/0	0	6	Turner	1/1	7/9	8/10	3/6	2/3
Gradishar	1	0	0	1	0/0	0/0	0	6	OPP	2/2	8/9	4/6	1/3	1/4
Smith	1	0	0	1	0/0	0/0	0	6	Turner: (23G) (35G,39G,32G) (22G,39G,36G) (25G,48G,53G)					
BRONCOS	28	9	15	4	23/28	21/29	0	254	(41N) (22N,53G) (38G) (22G, 46G) (52N,32N) (22G,23N,25G)					
OPPONENTS	35	19	14	2	34/35	21/28	0	307	(40N,18G) (47G,29G) (39G,39G,41N,35N)					



## 1976 FINAL STATISTICS (9-5)

Head Coach: John Ralston AFC West: 2nd Place Home Stadium: Mile High Stadium

Date	W/L	Score	Opponent	Attend.	RUSHING	No.	Yds.	Avg	LG	TD
Sept 12	L	7-17	at Cincinnati	53,464	Armstrong	247	1008	4.1	31	5
Sept 19	W	46-3	N.Y. Jets	62,519	Keyworth	122	349	2.9	13	3
Sept 26	W	44-13	Cleveland	62,758	Weese	23	142	6.2	20	0
Oct 3	W	26-0	San Diego	62,486	Perrin	37	118	3.2	14	2
Oct 10	L	3-17	at Houston	47,928	Klick	31	114	3.7	19	1
Oct 17	L	10-17	Oakland	63,241	Upchurch	6	71	11.8	25	1
Oct 24	W	35-26	at Kansas City	57,961	Ramsey	13	51	3.9	15	0
Oct 31	L	6-19	at Oakland	52,169	Odoms	3	36	12.0	15	2
Nov 7	W	48-13	Tampa Bay	62,503	Frankowiak	12	25	2.1	7	0
Nov 14	W	17-0	at San Diego	32,017	Van Heusen	1	20	20.0	20	0
Nov 21	W	14-13	N.Y. Giants	62,961	Dolbin	2	5	2.5	8	0
Nov 28	L	14-38	at New England	61,128	Penrose	2	-3	-1.5	-1	0
Dec 5	W	17-16	Kansas City	57,995	Moses	1	-4	-4.0	-4	0
Dec 12	W	28-14	at Chicago	44,459	<b>BRONCOS</b>	<b>500</b>	<b>1932</b>	<b>3.9</b>	<b>31</b>	<b>14</b>
					<b>OPPONENTS</b>	<b>495</b>	<b>1709</b>	<b>3.5</b>	<b>26</b>	<b>14</b>

TEAM STATISTICS	Den	Opp
TOTAL FIRST DOWNS	239	222
Rushing	106	90
Passing	114	104
Penalty	19	28
Third-Down Efficiency	69/193	73/222
TOTAL NET YARDS	4136	3735
Avg. Per Game	295.4	266.8
Total Plays	901	903
Avg. Gain Per Play	4.6	4.1
NET YARDS RUSHING	1932	1709
Avg. Per Game	138.0	122.1
Total Rushes	500	495
Avg. Per Rush	3.9	3.5
NET YARDS PASSING	2204	2026
Avg. Per Game	157.4	144.7
Sacked/Yards Lost	48/306	32/242
Gross Yards	2510	2268
Att./Completions	353/168	391/214
Completion Pct.	47.6	54.7
Had Intercepted	22	24
PUNTS/AVERAGE	84/35.1	91/37.2
NET PUNTING AVG	29.9	28.5
PUNT RETURNS/AVG	51/12.5	43/8.7
KICKOFF RETURNS/AVG	46/23.4	50/24.1
MISC. RETURNS/AVG	12/5.7	6/0.9
INTERCEPTIONS/RET.	24/11.8	22/11.8
PENALTIES/YARDS	105/986	88/715
FUMBLES/BALL LOST	23/12	23/13
TOUCHDOWNS	39	25
Rushing	14	14
Passing	15	8
Returns	10	3
EXTRA POINTS/ATT	36/39	20/25
FIELD GOALS/ATT	15/21	12/27
TOTAL POINTS	315	206

SCORE BY PERIODS	1	2	3	4	OT	Total
BRONCOS	70	71	88	86		315
OPPONENTS	30	87	36	83		206

SCORING	TD	Ru	Pa	Rt	PAT	FG	S	TP
Turner	0	0	0	0	36/39	15/21	0	81
Moses	7	0	0	0	0/0	0/0	0	42
Armstrong	6	5	1	0	0/0	0/0	0	36
Upchurch	6	1	1	4	0/0	0/0	0	36
Odoms	5	2	3	0	0/0	0/0	0	30
Keyworth	4	3	1	0	0/0	0/0	0	24
Klick	2	1	1	0	0/0	0/0	0	12
Perrin	2	2	0	0	0/0	0/0	0	12
Rowser	2	0	0	2	0/0	0/0	0	12
Dolbin	1	0	1	0	0/0	0/0	0	6
Jackson	1	0	0	1	0/0	0/0	0	6
Polt	1	0	0	1	0/0	0/0	0	6
Gradishar	1	0	0	1	0/0	0/0	0	6
Jones	1	0	0	1	0/0	0/0	0	6
<b>BRONCOS</b>	<b>39</b>	<b>14</b>	<b>15</b>	<b>10</b>	<b>36/39</b>	<b>15/21</b>	<b>0</b>	<b>315</b>
<b>OPPONENTS</b>	<b>25</b>	<b>14</b>	<b>8</b>	<b>3</b>	<b>20/25</b>	<b>12/28</b>	<b>0</b>	<b>206</b>

RECEIVING	No.	Yds	Avg	LG	TD
Armstrong	39	457	11.7	36t	1
Odoms	30	477	15.9	47	3
Moses	25	498	19.9	71t	7
Keyworth	22	201	9.1	31	1
Dolbin	19	354	18.6	40	1
Upchurch	12	340	28.3	59t	1
Klick	10	78	7.8	19	1
Frankowiak	4	42	10.5	11	0
Perrin	4	35	8.8	15	0
Schultz	2	29	14.5	16	0
Lyons	1	-1	-1.0	-1	0
<b>BRONCOS</b>	<b>168</b>	<b>2510</b>	<b>14.9</b>	<b>71t</b>	<b>15</b>
<b>OPPONENTS</b>	<b>214</b>	<b>2268</b>	<b>10.6</b>	<b>58</b>	<b>8</b>

INTERCEPTIONS	No.	Yds	Avg	LG	TD
Jackson	7	136	19.4	46t	1
Rowser	4	104	26.0	41t	2
Foley	4	95	23.8	34	0
Gradishar	3	44	14.7	31t	1
Swenson	2	31	15.5	26	0
Jones	2	7	3.5	7	0
Rizzo	1	8	8.0	8	0
Polt	1	0	0.0	0	0
Wright	0	*32	0.0	0	0

BRONCOS	24	457	19.0	65	4
OPPONENTS	22	260	11.8	38	0

PUNTING	No.	Yds	Avg	TB	in20	LG
Weese	52	1852	35.6	1	5	55
Van Heusen	31	1093	35.3	2	4	52
<b>BRONCOS</b>	<b>84</b>	<b>2945</b>	<b>35.1</b>	<b>3</b>	<b>9</b>	<b>55</b>
<b>OPPONENTS</b>	<b>91</b>	<b>3391</b>	<b>37.3</b>	<b>8</b>	<b>23</b>	<b>64</b>

\*Includes one team punt for 0 yards

PUNT RETURNS	Ret	FC	Yds	Avg	LG	TD
Upchurch	39	3	536	13.7	92t	4
Thompson	6	0	60	10.0	20	0
Foley	5	0	42	8.4	16	0
Schultz	1	2	2	2.0	2	0
<b>BRONCOS</b>	<b>51</b>	<b>5</b>	<b>640</b>	<b>12.5</b>	<b>92t</b>	<b>4</b>
<b>OPPONENTS</b>	<b>43</b>	<b>1</b>	<b>372</b>	<b>8.7</b>	<b>64t</b>	<b>1</b>

KICKOFF RETURNS	No.	Yds	Avg	LG	TD
Perrin	14	391	27.9	43	0
Schultz	3	82	27.3	38	0
Upchurch	22	514	23.4	64	0
Hyde	1	17	17.0	17	0
Brown	3	41	13.7	14	0
Frankowiak	2	22	11.0	14	0
Goodman	1	8	8.0	8	0
<b>BRONCOS</b>	<b>46</b>	<b>1075</b>	<b>23.4</b>	<b>64</b>	<b>0</b>
<b>OPPONENTS</b>	<b>50</b>	<b>1206</b>	<b>24.1</b>	<b>43</b>	<b>0</b>

FIELD GOAL BREAKDOWN	Distance	1-19	20-29	30-39	40-49	50+
Turner	1/1	7/8	4/5	3/7	—	—
<b>OPP</b>	<b>1/2</b>	<b>4/6</b>	<b>3/7</b>	<b>4/11</b>	<b>0/2</b>	<b>0/2</b>

Turner: (20G,30G) (47G) (40W,47G,25G,36G, 27G) (31G,49S) (1 (21G,28G) (19G,33G) (44B, 42G) (44S) (1 (38B,20G) (27-hit upright)

**SACKS:** Chavous 8, Gradishar 7, Carter 4, T. Jackson 4, P. Smith 3, Hammond 1, Jones 1, Swenson 1, Rizzo 1, Moore 1, Dolbin 1. **TOTAL: 32.**

PASSING	Att.	Comp.	Yds.	Cmp.%	Yd./Att.	TD	TD%	Int.	Int.%	LG	Tkd/Yds	Rtg.
Ramsey	270	128	1931	47.4	7.15	11	4.1	13	4.8	71t	39/261	65.1
Weese	47	24	314	51.1	6.68	1	2.1	6	12.8	43	9/45	39.9
Penrose	36	16	265	44.4	7.36	3	8.3	3	8.3	41	0/0	62.8
<b>BRONCOS</b>	<b>353</b>	<b>168</b>	<b>2510</b>	<b>47.6</b>	<b>7.11</b>	<b>15</b>	<b>4.2</b>	<b>22</b>	<b>6.2</b>	<b>71t</b>	<b>48/306</b>	<b>59.6</b>
<b>OPPONENTS</b>	<b>391</b>	<b>214</b>	<b>2268</b>	<b>54.7</b>	<b>5.80</b>	<b>8</b>	<b>2.0</b>	<b>24</b>	<b>6.1</b>	<b>58</b>	<b>33/253</b>	<b>53.1</b>

## 1977 FINAL STATISTICS (12-2)

Head Coach: Red Miller AFC West: 1st Place Home Stadium: Mile High Stadium

Date	W/L	Score	Opponent	Attend.	RUSHING	No.	Yds.	Avg	LG	TD
Sept 18	W	7-0	St. Louis	75,002	Armstrong	130	489	3.8	35	4
Sept 25	W	26-6	Buffalo	74,737	Perrin	110	456	4.1	62	3
Oct 2	W	24-13	at Seattle	53,108	Lytle	104	408	3.9	21	1
Oct 9	W	23-7	Kansas City	74,718	Keyworth	83	311	3.7	16	1
Oct 16	W	30-7	at Oakland	53,616	Jensen	40	143	3.6	12	1
Oct 23	W	24-13	at Cincinnati	54,395	Morton	31	125	4.0	15	4
Oct 30	L	14-24	Oakland	75,007	Weese	11	56	5.1	21	1
Nov 6	W	21-7	Pittsburgh	74,967	Penrose	4	24	6.0	17	0
Nov 13	W	17-14	at San Diego	45,211	Upchurch	1	19	19.0	19t	1
Nov 20	W	14-7	at Kansas City	54,050	Dolbin	2	12	6.0	14	0
Nov 27	W	27-13	Baltimore	74,939	Klick	1	0	1.0	0	0
Dec 4	W	24-14	at Houston	46,875	Dilts	1	0	0.0	0	0
Dec 11	W	17-9	San Diego	74,905	Moses	5	-1	-2	8	0
Dec 18	L	6-14	at Dallas	63,752	<b>BRONCOS</b>	<b>523</b>	<b>2043</b>	<b>3.9</b>	<b>62</b>	<b>16</b>
					<b>OPPONENTS</b>	<b>470</b>	<b>1530</b>	<b>3.3</b>	<b>65</b>	<b>5</b>

TEAM STATISTICS	Den	Opp
TOTAL FIRST DOWNS	223	217
Rushing	101	77
Passing	107	123
Penalty	15	17
Third-Down Made/Att.	72/210	71/221
Third-Down Efficiency	34%	32%
TOTAL NET YARDS	3906	3774
Avg. Per Game	279.0	269.6
Total Plays	887	941
Avg. Gain Per Play	4.4	4.0
NET YARDS RUSHING	2043	1530
Avg. Per Game	145.9	109.3
Total Rushes	523	470
Avg. Per Rush	3.9	3.3
NET YARDS PASSING	1863	2244
Avg. Per Game	133.1	160.3
Sacked/Yards Lost	50/402	35/312
Gross Yards	2265	2556
Att./Completions	314/163	426/235
Completion Pct.	51.9	55.2
Had Intercepted	12	25
PUNTS/AVERAGE	91/39.2	95/40.7
NET PUNTING AVG	33.7	31.3
PUNT RETURNS/AVG	58/12.3	54/7.4
KICKOFF RETURNS/AVG	34/21.5	50/21.7
INTERCEPTIONS/RET.	25/19.6	12/14.3
PENALTIES/YARDS	91/883	97/718
FUMBLES/BALL LOST	28/15	27/14
TOUCHDOWNS	34	18
Rushing	16	5
Passing	15	11
Returns	3	2
EXTRA POINTS/ATTEMPTS	31/34	16/18
FIELD GOALS/ATTEMPTS	13/19	8/22
TOTAL POINTS	274	148

SCORE BY PERIODS	1	2	3	4	OT	Total
BRONCOS	68	72	60	74		274
OPPONENTS	45	46	40	17		148

SCORING	TD	Ru	Pa	Rt	PAT	FG	S	TP
Turner	1	0	1	0	31/34	13/19	0	76
Armstrong	4	4	0	0	0/0	0/0	0	24
Moses	4	0	4	0	0/0	0/0	0	24
Morton	4	4	0	0	0/0	0/0	0	24
Perrin	4	3	1	0	0/0	0/0	0	24
Upchurch	4	1	2	1	0/0	0/0	0	24
Dolbin	3	0	3	0	0/0	0/0	0	18
Odoms	3	0	3	0	0/0	0/0	0	18
Lytle	2	1	1	0	0/0	0/0	0	12
Wright	1	0	0	1	0/0	0/0	0	6
Keyworth	1	1	0	0	0/0	0/0	0	6
Jensen	1	1	0	0	0/0	0/0	0	6
Weese	1	1	0	0	0/0	0/0	0	6
Jackson	1	0	0	1	0/0	0/0	0	6
BRONCOS	34	16	15	3	31/34	13/19	0	274
OPPONENTS	18	5	11	2	16/18	8/22	0	144



## 1978 FINAL STATISTICS (10-6)

Head Coach: Red Miller AFC West: 1st Place Home Stadium: Mile High Stadium

Date	W/L	Score	Opponent	Attend.	RUSHING	No.	Yds.	Avg	LG	TD
Sept 3	W	14-6	Oakland	74,904	Perrin	108	455	4.2	28	4
Sept 11	L	9-12	at Minnesota (OT)	46,508	Keyworth	112	444	4.0	30	3
Sept 17	W	27-14	San Diego	74,983	Armstrong	112	381	3.4	20	1
Sept 24	W	23-17	at Kansas City (OT)	60,593	Canada	79	365	4.6	47	3
Oct 1	W	28-7	Seattle	74,989	Lytle	81	341	4.2	25	2
Oct 8	L	0-23	at San Diego	50,077	Preston	66	296	4.5	16	1
Oct 16	W	16-7	Chicago	75,008	Morton	17	71	4.2	12	0
Oct 22	L	6-7	at Baltimore	54,057	Weese	17	48	2.8	8	1
Oct 29	W	20-17	at Seattle (OT)	62,948	Upchurch	5	31	6.2	11	0
Nov 5	L	28-31	N.Y. Jets	74,983	Foley	1	14	14.0	14	0
Nov 12	W	19-7	at Cleveland	70,856	Odoms	1	5	2.5	7	0
Nov 19	W	16-3	Green Bay	74,965	Penrose	1	0	0.0	0	0
Nov 23	L	14-17	at Detroit	71,785	BRONCOS	601	2451	4.0	47	15
Dec 3	W	21-6	at Oakland	53,932	OPPONENTS	549	1979	3.6	76	12
Dec 10	W	24-3	Kansas City	74,149						
Dec 16	L	17-21	Pittsburgh	74,104						

TEAM STATISTICS	Den	Opp
TOTAL FIRST DOWNS	294	251
Rushing	129	106
Passing	137	120
Penalty	28	25
Third-Down Made/Att.	81/226	88/249
Third-Down Efficiency	36%	35%
TOTAL NET YARDS	4829	4448
Avg. Per Game	301.8	278.0
Total Plays	1039	1016
Avg. Gain Per Play	4.6	4.4
NET YARDS RUSHING	2451	1979
Avg. Per Game	143.2	123.7
Total Rushes	601	549
NET YARDS PASSING	2378	2469
Avg. Per Game	148.6	154.3
Sacked/Yards Lost	48/332	30/243
Gross Yards	2710	2712
Att./Completions	391/217	438/246
Completion Pct.	55%	56%
Had Intercepted	17	31
PUNTS/AVERAGE	96/36.4	88/39.9
NET PUNTING AVG	32.8	29.9
PENALTIES/YARDS	132/1097	114/894
FUMBLES/BALL LOST	28/17	28/13
TOUCHDOWNS	36	21
Rushing	15	12
Passing	17	9
Returns	4	0
TOTAL POINTS	282	198

SCORE BY PERIODS	1	2	3	4	OT	Total
BRONCOS	58	55	71	89	9	282
OPPONENTS	44	75	50	26	3	198

SCORING	TD	Ru	Pa	Rt	PAT	FG	S	TP
Turner	0	0	0	0	31/35	11/22	0	64
Odoms	6	0	6	0	0/0	0/0	0	36
Perrin	5	4	1	0	0/0	0/0	0	30
Moses	5	0	5	0	0/0	0/0	0	30
Keyworth	4	3	1	0	0/0	0/0	0	24
Canada	3	3	0	0	0/0	0/0	0	18
Armstrong	2	1	1	0	0/0	0/0	0	12
Upchurch	2	0	1	1	0/0	0/0	0	12
Lytle	2	2	0	0	0/0	0/0	0	12
Preston	2	1	1	0	0/0	0/0	0	12
Weese	1	1	0	0	0/0	0/0	0	6
Thompson	1	0	0	1	0/0	0/0	0	6
Gradishar	1	0	0	1	0/0	0/0	0	6
Jackson, T.	1	0	0	1	0/0	0/0	0	6
Egloff	1	0	1	0	0/0	0/0	0	6
Alzado	0	0	0	0	0/0	0/0	1	2
BRONCOS	36	15	17	4	31/35	11/22	1	282
OPPONENTS	21	12	9	0	21/21	17/27	0	198

PASSING	Att.	Comp.	Yds.	Cmp.%	Yd./Att.	TD	TD%	Int.	Int.%	LG	Tkd/Yds	Rtg.
Morton	267	146	1802	54.7	6.75	11	4.1	8	3.0	42t	36/238	76.9
Weese	87	55	723	63.2	8.31	4	4.6	5	5.7	31	12/94	80.9
Penrose	37	16	185	43.2	5.00	2	5.4	4	10.8	29	0/0	37.3
BRONCOS	391	217	2710	55.5	6.93	17	4.3	17	4.3	42t	48/332	73.6
OPPONENTS	438	246	2712	56.2	6.19	9	2.1	31	7.1	75t	30/243	52.1

SACKS: Alzado 9, Carter 6.5, Chavous 4, T. Jackson 3, Latimer 2, Rizzo 2, Swenson 1.5, Grant 1.5, Nairne 1, Manor 0.5. TOTAL: 31

## 1979 FINAL STATISTICS (10-6)

Head Coach: Red Miller AFC West: 2nd Place Home Stadium: Mile High Stadium

Date	W/L	Score	Opponent	Attend.	RUSHING	No.	Yds.	Avg	LG	TD
Sept 2	W	10-0	Cincinnati	74,788	Armstrong	108	453	4.2	26	2
Sept 6	L	9-13	Los Angeles	74,884	Jensen	106	400	3.8	30	1
Sept 16	W	20-17	at Atlanta (OT)	57,677	Lytle	102	371	3.6	19	4
Sept 23	W	37-34	Seattle	74,879	Keyworth	81	323	4.0	17	1
Sept 30	L	3-27	at Oakland	52,632	Preston	43	169	3.9	18	1
Oct 7	W	7-0	San Diego	74,997	Canada	36	143	4.0	17	0
Oct 14	W	24-10	at Kansas City	74,292	Weese	18	116	6.4	20	3
Oct 22	L	7-42	at Pittsburgh	49,699	Prestridge	1	29	29.0	29	0
Oct 28	W	20-3	Kansas City	74,908	Morton	22	17	0.8	7	1
Nov 4	W	10-3	New Orleans	74,482	Upchurch	3	17	5.7	18	0
Nov 11	W	45-10	New England	74,379	Dixon	3	9	3.0	7	0
Nov 18	W	38-28	at San Francisco	42,910	Odoms	1	-7	-7.0	-7	0
Nov 25	L	10-14	Oakland	74,186	BRONCOS	524	2040	3.8	30	13
Dec 2	W	19-16	at Buffalo	37,886	OPPONENTS	502	1693	3.4	72	16
Dec 8	L	23-28	at Seattle	60,038						
Dec 17	L	7-17	at San Diego	51,906						

TEAM STATISTICS	Den	Opp
TOTAL FIRST DOWNS	306	273
Rushing	130	100
Passing	149	146
Penalty	27	27
Third-Down Made/Att.	77/222	95/248
Third-Down Efficiency	35%	38%
TOTAL NET YARDS	5142	4852
Avg. Per Game	321.4	303.3
Total Plays	1044	1033
Avg. Gain Per Play	4.9	4.7
NET YARDS RUSHING	2040	1963
Avg. Per Game	127.5	105.8
Total Rushes	524	502
NET YARDS PASSING	3102	3159
Avg. Per Game	193.9	197.4
Sacked/Yards Lost	44/331	19/162
Gross Yards	3433	3321
Att./Completions	476/296	512/296
Completion Pct.	55%	58%
Had Intercepted	23	19
PUNTS/AVERAGE	89/39.9	88/42.1
NET PUNTING AVG	33.0	34.1
PENALTIES/YARDS	116/1006	118/1033
FUMBLES/BALL LOST	35/18	30/19
TOUCHDOWNS	36	31
Rushing	13	16
Passing	18	11
Returns	5	4
TOTAL POINTS	289	262

SCORE BY PERIODS	1	2	3	4	OT	Total
BRONCOS	64	83	99	40	3	289
OPPONENTS	37	107	44	74	0	262

SCORING	TD	Ru	Pa	Rt	PAT	FG	S	TP
Turner	0	0	0	0	32/34	13/21	0	71
Upchurch	7	0	7	0	0/0	0/0	0	42
Moses	6	0	6	0	0/0	0/0	0	36
Lytle	4	4	0	0	0/0	0/0	0	24
Weese	3	3	0	0	0/0	0/0	0	18
Armstrong	3	2	1	0	0/0	0/0	0	18
Preston	2	1	1	0	0/0	0/0	0	12
Jensen	2	1	1	0	0/0	0/0	0	12
Morton	1	1	0	0	0/0	0/0	0	6
Keyworth	1	1	0	0	0/0	0/0	0	6
Odoms	1	0	1	0	0/0	0/0	0	6
Studdard	1	0	0	1	0/0	0/0	0	6
Nairne	1	0	0	1	0/0	0/0	0	6
Thompson	1	0	0	1	0/0	0/0	0	6
Wright	1	0	0	1	0/0	0/0	0	6
Carter	1	0	0	1	0/0	0/0	0	6
BRONCOS	36	13	18	5	32/34	13/21	1	289
OPPONENTS	31	16	11	4	31/31	15/26	0	262

FIELD GOAL BREAKDOWN

Distance	1-19	20-29	30-39	40-49	50+	Total
Turner	1/1	7/9	4/8	1/3	0/0	13/21
OPP	0/0	9/10	4/7	2/8	0/1	15/26

Turner: (37N,37G) ( ) (24G,32N,24G) (27G) (32N, 19G) ( ) (28G,40B) ( ) ( ) (27G,37N) (49G) (32G) (30G) (23G,22N,28N,32G) (41N,29G) ( )

SACKS: Manor 6.5, Chavous 4, T. Jackson 3.5, Evans 1.5, Latimer 1, Radford 1, Thompson 1, Grant 1. TOTAL: 19

PASSING	Att.	Comp.	Yds.	Cmp.%	Yd./Att.	TD	TD%	Int.	Int.%	LG	Tkd/Yds	Rtg.
Morton	370	204	2626	55.1	7.10	16	4.3	19	5.1	64t	31/245	70.6
Weese	97	53	731	54.6	7.54	1	1.0	3	3.1	50t	13/86	69.4
Penrose	5	2	44	40.0	8.80	0	0.0	1	20.0	29	0/0	70.3
Keyworth	1	1	32	100.0	32.00	1	100.0	0	0.0	32t	0/0	158.3
Preston	1	0	0	0.0	0.00	0	0.0	0	0.0	0	0/0	39.5
Upchurch	1	0	0	0.0	0.00	0	0.0	0	0.0	0	0/0	39.5
Prestridge	1	0	0	0.0	0.00	0	0.0	0	0.0	0	0/0	39.5
BRONCOS	476	260	3433	54.6	7.21	18	3.8	23	4.8	64t	44/331	70.3
OPPONENTS	512	296	3321	57.8	6.49	11	2.1	19	3.7	65	19/162	68.8



## 1980 FINAL STATISTICS (8-8)

Head Coach: Red Miller AFC West: 4th Place Home Stadium: Mile High Stadium

Date	W/L	Score	Opponent	Attend.	RUSHING	No.	Yds.	Avg	LG	TD
Sept 7	L	6-27	at Philadelphia	70,307	Jensen	101	476	4.7	32	2
Sept 14	W	41-20	Dallas	74,919	Armstrong	106	470	4.4	20	4
Sept 21	L	13-30	San Diego	74,970	Preston	111	385	3.5	19	4
Sept 29	L	14-23	at New England	59,602	Lytle	57	223	3.9	35	1
Oct 5	W	19-16	at Cleveland	81,065	Keyworth	38	127	3.3	14	1
Oct 13	W	20-17	Washington	74,657	McCutcheon	12	52	4.3	12	0
Oct 19	L	17-23	Kansas City	74,459	Upchurch	5	49	9.8	21	0
Oct 26	W	14-9	at N.Y. Giants	67,598	Robinson	21	47	2.2	22	3
Nov 2	L	16-20	Houston	74,717	Morton	21	29	1.4	9	1
Nov 9	W	20-13	at San Diego	51,435	Moorehead	6	7	3.5	4	0
Nov 16	W	31-24	N.Y. Jets	72,114	Knapple	6	0	0.0	9	0
Nov 23	W	36-20	Seattle	73,274	<b>BRONCOS</b>	<b>480</b>	<b>1865</b>	<b>3.9</b>	<b>35</b>	<b>16</b>
Dec 1	L	3-9	at Oakland	51,583	<b>OPPONENTS</b>	<b>554</b>	<b>2117</b>	<b>3.8</b>	<b>55</b>	<b>10</b>
Dec 7	L	14-31	at Kansas City	40,237						
Dec 14	L	21-24	Oakland	73,974						
Dec 21	W	25-17	at Seattle	51,853						

TEAM STATISTICS	Den	Opp
TOTAL FIRST DOWNS	286	303
Rushing	107	125
Passing	158	158
Penalty	21	20
Third-Down Made/Att.	84/223	91/228
Third-Down Efficiency	38%	40%
TOTAL NET YARDS	4642	5242
Avg. Per Game	290.1	327.6
Total Plays	992	1043
Avg. Gain Per Play	4.7	5.0
NET YARDS RUSHING	1865	2117
Avg. Per Game	116.6	132.3
Total Rushes	480	554
NET YARDS PASSING	2777	3125
Avg. Per Game	173.6	195.3
Sacked/Yards Lost	44/330	39/324
Gross Yards	3107	3449
Att./Completions	467/262	449/270
Completion Pct.	56%	60%
Had Intercepted	25	16
Average per Pass Play	5.4	6.4
PUNTS/AVERAGE	70/41.6	70/41.6
NET PUNTING AVG	35.9	34.1
TOTAL RETURN YARDAGE	2041	2021
Punt Returns/Average	42/9.7	52/8.5
Kickoff Returns/Average	62/20.8	55/21.6
Intercept. Ret./Average	16/21.4	25/15.6
PENALTIES/YARDS	93/899	101/850
FUMBLES/BALL LOST	26/13	26/12
TOUCHDOWNS	33	34
Rushing	16	10
Passing	14	20
Returns	3	4
Extra Points Made/Attempts	32/33	32/34
Field Goals Made/Attempts	26/34	29/40
TOTAL POINTS	310	323

SCORE BY PERIODS	1	2	3	4	OT	Total
BRONCOS	63	90	86	71	—	310
OPPONENTS	39	158	38	88	—	323

SCORING	TD	Ru	Pa	Rt	PAT	FG	S	TP
Steinfort	0	0	0	0	32/33	26/34	0	110
Odoms	6	0	6	0	0/0	0/0	0	36
Moses	4	0	4	0	0/0	0/0	0	24
Preston	4	4	0	0	0/0	0/0	0	24
Armstrong	4	4	0	0	0/0	0/0	0	18
Robinson	3	3	0	0	0/0	0/0	0	18
Upchurch	3	0	3	0	0/0	0/0	0	18
Jensen	3	2	1	0	0/0	0/0	0	18
Lytle	1	1	0	0	0/0	0/0	0	6
Morton	1	1	0	0	0/0	0/0	0	6
Gradishar	1	0	0	1	0/0	0/0	0	6
Latimer	1	0	0	1	0/0	0/0	0	6
Keyworth	1	1	0	0	0/0	0/0	0	6
Thompson	1	0	0	1	0/0	0/0	0	6
Jones	0	0	0	0	0/0	0/0	1	2
<b>BRONCOS</b>	<b>33</b>	<b>16</b>	<b>14</b>	<b>3</b>	<b>32/33</b>	<b>26/34</b>	<b>1</b>	<b>310</b>
<b>OPPONENTS</b>	<b>34</b>	<b>10</b>	<b>20</b>	<b>4</b>	<b>32/34</b>	<b>29/40</b>	<b>0</b>	<b>323</b>

PASSING	Att.	Comp.	Yds.	Cmp.%	Yd./Att.	TD	TD%	Int.	Int.%	LG	Tkd/Yds	Rtg.
Morton	301	183	2150	60.8	7.14	12	4.0	13	4.3	41	26/190	77.8
Robinson	162	78	942	48.1	5.81	2	1.2	12	7.4	52	17/136	39.5
Knapple	4	1	15	25.0	3.75	0	0.0	0	0.0	15	0/0	42.7
McCutcheon	0	0	0	0.0	0.00	0	0.0	0	0.0	0	1/4	39.5
<b>BRONCOS</b>	<b>467</b>	<b>262</b>	<b>3107</b>	<b>56.1</b>	<b>6.65</b>	<b>14</b>	<b>3.0</b>	<b>25</b>	<b>5.4</b>	<b>52</b>	<b>44/330</b>	<b>64.0</b>
<b>OPPONENTS</b>	<b>449</b>	<b>270</b>	<b>3449</b>	<b>60.1</b>	<b>7.68</b>	<b>20</b>	<b>4.5</b>	<b>16</b>	<b>3.6</b>	<b>56</b>	<b>39/324</b>	<b>84.1</b>

## 1981 FINAL STATISTICS (10-6)

Head Coach: Dan Reeves AFC West: 1st Place (Tie) Home Stadium: Mile High Stadium

Date	W/L	Score	Opponent	Attend.	RUSHING	No.	Yds.	Avg	LG	TD
Sept 6	W	9-7	Oakland	74,796	Parros	176	749	4.3	25	2
Sept 13	L	10-13	at Seattle	58,513	Preston	183	640	3.5	23	3
Sept 20	W	28-10	Baltimore	74,804	Reed	68	156	2.3	10	0
Sept 27	W	42-24	San Diego	74,844	Canada	33	113	3.4	11	3
Oct 4	W	17-0	at Oakland	51,035	Lytle	30	106	3.5	18	4
Oct 11	W	27-21	Detroit	74,816	Upchurch	5	56	11.2	37	0
Oct 18	L	14-28	at Kansas City	74,672	DeBerg	9	40	4.4	11	0
Oct 25	L	7-9	at Buffalo	77,757	Morton	8	18	2.3	5	0
Nov 2	W	19-17	Minnesota	74,834	Wright	1	11	11.0	11	0
Nov 8	W	23-20	Cleveland (OT)	74,859	Watson	2	6	3.0	6	0
Nov 15	W	24-7	at Tampa Bay	64,518	<b>BRONCOS</b>	<b>515</b>	<b>1895</b>	<b>3.7</b>	<b>37</b>	<b>12</b>
Nov 22	L	21-38	at Cincinnati	57,207	<b>OPPONENTS</b>	<b>467</b>	<b>1992</b>	<b>4.3</b>	<b>82</b>	<b>17</b>
Nov 29	L	17-34	at San Diego	51,533						
Dec 6	W	16-13	Kansas City	74,744						
Dec 13	W	23-13	Seattle	74,527						
Dec 20	L	24-35	at Chicago	40,125						

TEAM STATISTICS	Den	Opp
TOTAL FIRST DOWNS	306	268
Rushing	91	103
Passing	181	142
Penalty	34	23
Third-Down Made/Att.	86/230	74/219
Third-Down Efficiency	37%	34%
TOTAL NET YARDS	5426	4860
Avg. Per Game	339.1	303.8
Total Plays	1062	999
Avg. Gain Per Play	5.1	4.9
NET YARDS RUSHING	1895	1992
Avg. Per Game	118.4	124.5
Total Rushes	515	467
Avg. Per Rush	3.7	4.3
NET YARDS PASSING	3531	2868
Avg. Per Game	220.7	179.3
Sacked/Yards Lost	61/461	36/295
Gross Yards	3992	3163
Att./Completions	485/289	497/267
Completion Pct.	60%	54%
Had Intercepted	21	23
Average per Pass Play	6.5	5.4
PUNTS/AVERAGE	86/40.4	88/43.1
NET PUNTING AVG	34.8	36.0
TOTAL RETURN YARDAGE	1584	1800
Punt Returns/Average	51/8.6	46/8.4
Kickoff Returns/Average	47/21.4	47/21.4
Intercept. Ret./Average	23/14.9	21/19.3
PENALTIES/YARDS	99/832	104/949
FUMBLES/BALL LOST	26/18	36/23
TOUCHDOWNS	39	35
Rushing	12	17
Passing	27	13
Returns	0	5
Extra Points Made/Attempts	36/38	34/35
Field Goals Made/Attempts	17/30	15/27
TOTAL POINTS	321	289

SCORE BY PERIODS	1	2	3	4	OT	Total
BRONCOS	67	91	74	86	3	321
OPPONENTS	63	80	71	75	0	289

SCORING	TD	Ru	Pa	Rt	PAT	FG	S	TP
Steinfort	0	0	0	0	36/37	17/30	0	87
Watson	13	0	13	0	0/0	0/0	0	78
Lytle	5	4	1	0	0/0	0/0	0	30
Odoms	5	0	5	0	0/0	0/0	0	30
Canada	4	3	1	0	0/0	0/0	0	24
Upchurch	3	0	3	0	0/0	0/0	0	18
Parros	3	2	1	0	0/0	0/0	0	18
Preston	3	3	0	0	0/0	0/0	0	18
Egloff	1	0	1	0	0/0	0/0	0	6
Wright	1	0	1	0	0/0	0/0	0	6
Moses	1	0	1	0	0/0	0/0	0	6
Prestridge	0	0	0	0	0/1	0/0	0	0
<b>BRONCOS</b>	<b>39</b>	<b>12</b>	<b>27</b>	<b>0</b>	<b>36/38</b>	<b>17/30</b>	<b>0</b>	<b>321</b>
<b>OPPONENTS</b>	<b>35</b>	<b>17</b>	<b>13</b>	<b>5</b>	<b>34/35</b>	<b>15/27</b>	<b>0</b>	<b>289</b>

PASSING	Att.	Comp.	Yds.	Cmp.%	Yd./Att.	TD	TD%	Int.	Int.%	LG	Tkd/Yds	Rtg.
Morton	376	225	3195	59.8	8.50	21	5.6	14	3.7	95	54/394	90.5
DeBerg	108	64	797	59.3	7.38	6	5.6	6	5.6	44	7/67	77.5
Reed	1	0	0	0.0	0.00	0	0.0	0	0.0	0	0/0	0.0
<b>BRONCOS</b>	<b>485</b>	<b>289</b>	<b>3992</b>	<b>59.6</b>	<b>8.23</b>	<b>227</b>	<b>5.6</b>	<b>21</b>	<b>4.3</b>	<b>95</b>	<b>61/461</b>	<b>86.7</b>
<b>OPPONENTS</b>	<b>497</b>	<b>267</b>	<b>3163</b>	<b>53.7</b>	<b>6.36</b>	<b>13</b>	<b>2.6</b>	<b>23</b>	<b>4.6</b>	<b>65</b>	<b>36/295</b>	<b>62.8</b>



## 1982 FINAL STATISTICS (2-7)

Head Coach: Dan Reeves AFC West: 5th Home Stadium: Mile High Stadium

Date	W/L	Score	Opponent	Attend.	RUSHING	No.	Yds.	Avg	LG	TD
Sept 12	L	3-23	San Diego	73,564	Willhite	70	347	5.0	23	2
Sept 19	W	24-21	San Francisco	73,899	Parros	77	277	3.6	14	1
Sept 26			at New Orleans	Cancelled	Winder	67	259	3.9	18	1
Oct 3			Pittsburgh	Cancelled	Preston	19	81	4.3	13	0
Oct 10			at N.Y. Jets	Cancelled	Poole	7	36	5.1	20	0
Oct 17			at Houston	Cancelled	DeBerg	8	27	3.4	6t	1
Oct 24			L.A. Raiders	Cancelled	Herrmann	3	7	2.3	6t	1
Oct 31			Buffalo	Cancelled	Lytle	2	2	1.0	2	0
Nov 7			at Seattle	Resched. Jan. 2	Watson	1	-4	-4.0	-4	0
Nov 14			at Kansas City	Cancelled	Wright	1	-4	-4.0	-4	0
Nov 21	L	10-17	Seattle	73,916	Upchurch	2	-10	-5.0	-3	0
Nov 28	L	20-30	at San Diego	47,629	<b>BRONCOS</b>	257	1018	4.0	23	6
Dec 5	L	27-34	Atlanta	73,984	<b>OPPONENTS</b>	293	935	3.2	46	8
Dec 12	W	27-24	at L.A. Rams	48,112	<b>RECEIVING</b>	No.	Yds	Avg	LG	TD
Dec 19	L	16-37	Kansas City	74,192	Parros	37	259	7.0	24	2
Dec 26	L	10-27	at L.A. Raiders	44,160	Watson	36	555	15.4	41	2
Jan 2	L	11-13	at Seattle	43,145	Upchurch	26	407	15.7	51t	3

### TEAM STATISTICS

	Den	Opp
TOTAL FIRST DOWNS	170	176
Rushing	52	53
Passing	103	104
Penalty	15	19
Third-Down Made/Att.	43/121	48/132
Third-Down Efficiency	36%	36%
TOTAL NET YARDS	2837	3169
Avg. Per Game	315.2	352.1
Total Plays	592	616
Avg. Gain Per Play	4.8	5.1
NET YARDS RUSHING	1018	935
Avg. Per Game	113.1	103.9
Total Rushes	257	293
Avg. Per Rush	4.0	3.2
NET YARDS PASSING	1819	2234
Avg. Per Game	202.1	248.2
Sacked/Yards Lost	24/200	16/116
Gross Yards	2019	2350
Att./Completions	311/181	307/172
Completion Pct.	58%	56%
Had Intercepted	19	12
Average per Pass Play	5.4	6.9
PUNTS/AVERAGE	45/45.0	42/39.4
NET PUNTING AVG	37.8	31.1
TOTAL RETURN YARDAGE	1229	1199
Punt Returns/Average	21/14.5	25/9.1
Kickoff Returns/Average	40/20.5	26/20.8
Intercept. Ret./Average	54/51.6	63/57.1
PENALTIES/YARDS	54/51.6	63/57.1
FUMBLES/BALL LOST	24/17	17/7
TOUCHDOWNS	16	25
Rushing	6	8
Passing	8	14
Returns	2	3
Extra Points Made/Attempts	15/16	25/25
Field Goals Made/Attempts	11/13	17/24
TOTAL POINTS	148	226

SCORE BY PERIODS	1	2	3	4	OT	Total
BRONCOS	26	47	33	42	—	148
OPPONENTS	40	79	40	67	—	226

SCORING	TD	Ru	Pa	Rt	PAT	FG	S	TP
Karlis	0	0	0	0	15/16	11/13	0	48
Upchurch	5	0	3	2	0/0	0/0	0	30
Parros	3	1	2	0	0/0	0/0	0	18
Willhite	2	2	0	0	0/0	0/0	0	12
Watson	2	0	2	0	0/0	0/0	0	12
DeBerg	1	1	0	0	0/0	0/0	0	6
Winder	1	1	0	0	0/0	0/0	0	6
Herrmann	1	1	0	0	0/0	0/0	0	6
Wright	1	0	1	0	0/0	0/0	0	6
<b>BRONCOS</b>	16	6	8	2	15/16	11/13	2	148
<b>OPPONENTS</b>	25	8	14	3	25/25	17/24	0	226

PASSING	Att.	Comp.	Yds.	Cmp.%	Yd./Att.	TD	TD%	Int.	Int.%	LG	Tkd/Yds	Rtg.
DeBerg	223	131	1405	58.7	6.30	7	3.1	11	4.9	51t	16/130	67.1
Herrmann	60	32	421	53.3	7.02	1	1.7	4	6.7	39	4/48	53.4
Morton	26	18	193	69.2	7.42	0	0.0	3	11.5	20	3/19	51.0
Willhite	2	0	0	0.0	0.00	0	0.0	1	50.0	0	0/0	0.0
Upchurch	0	0	0	0.0	0.00	0	0.0	0	0.0	0	1/3	39.5
<b>BRONCOS</b>	311	181	2019	58.2	6.49	8	2.6	19	6.1	51t	24/200	60.8
<b>OPPONENTS</b>	307	172	2350	56.0	7.65	14	4.6	12	3.9	86t	16/116	79.6

No.	Yds.	Avg	LG	TD
70	347	5.0	23	2
77	277	3.6	14	1
67	259	3.9	18	1
19	81	4.3	13	0
7	36	5.1	20	0
8	27	3.4	6t	1
3	7	2.3	6t	1
2	2	1.0	2	0
1	-4	-4.0	-4	0
1	-4	-4.0	-4	0
2	-10	-5.0	-3	0
257	1018	4.0	23	6
293	935	3.2	46	8

No.	Yds	Avg	LG	TD
37	259	7.0	24	2
36	555	15.4	41	2
26	407	15.7	51t	3
26	227	8.7	27	0
14	134	9.6	20	0
11	83	7.5	22	0
10	96	9.6	17	0
9	120	13.3	39	1
8	82	10.3	18	0
3	46	15.3	30	0
1	10	10.0	10	0
181	2019	11.2	51t	8
172	2350	13.7	86t	14

No.	Yds	Avg	LG	TD
3	26	8.7	14	0
2	22	11.0	16	0
2	18	9.0	18	0
2	3	1.5	3	0
1	29	29.0	29	0
1	8	8.0	8	0
1	0	0.0	0	0
12	106	8.8	29	0
19	431	22.7	60	3

No.	Yds	Avg	TB	in20	LG	B
45	2026	45.0	5	14	65	—
40	1653	41.3	2	9	80	2

Ret	FC	Yds	Avg	LG	TD
15	3	242	16.1	78t	2
6	4	63	10.5	23	0
21	7	305	14.5	78t	2
25	3	227	9.1	25	0

No.	Yds	Avg	LG	TD
17	337	19.8	26	0
15	346	23.1	34	0
6	123	20.5	30	0
1	12	12.0	12	0
1	0	0.0	0	0
40	818	20.5	34	0
26	541	20.8	68	0

Distance	1-19	20-29	30-39	40-49	50+	Total
Karlis	2/2	3/3	3/4	3/4	0/0	11/13
OPP	3/3	4/6	3/4	4/5	3/6	17/24

SACKS: Chavous 5, Gradishar 2, Jones 2, Manor 2, D. Smith 2, T. Jackson 1, Latimer 1, Wright 1. **TOTAL: 16**

Distance	1-19	20-29	30-39	40-49	50+	Total
Karlis	0/0	7/8	7/9	6/7	1/1	21/25
OPP	2/2	8/9	6/8	7/8	2/6	25/33

Distance	1-19	20-29	30-39	40-49	50+	Total
Karlis	0/0	7/8	7/9	6/7	1/1	21/25
OPP	2/2	8/9	6/8	7/8	2/6	25/33

## 1983 FINAL STATISTICS (9-7)

Head Coach: Dan Reeves AFC West: 3rd Home Stadium: Mile High Stadium

Date	W/L	Score	Opponent	Attend.	RUSHING	No.	Yds.	Avg	Long	TD
Sept 4	W	14-10	at Pittsburgh	58,233	Winder	196	757	3.9	52	3
Sept 11	W	17-10	at Baltimore	52,613	Poole	81	246	3.0	19	4
Sept 18	L	10-13	Philadelphia	74,202	Preston	57	222	3.9	28	1
Sept 25	L	7-22	L.A. Raiders	74,289	Willhite	43	188	4.4	24t	3
Oct 2	L	14-31	at Chicago	58,210	Elway	28	146	5.2	23	1
Oct 9	W	26-14	at Houston	58,210	Parros	30	96	3.2	13	1
Oct 16	W	24-17	Cincinnati	74,305	Myles	8	52	6.5	16	0
Oct 23	W	14-6	San Diego	74,581	DeBerg	13	28	2.2	11	1
Oct 30	W	27-24	Kansas City	74,640	Upchurch	6	19	3.2	9	0
Nov 6	L	19-27	at Seattle	61,189	Kubiak	4	17	4.3	8	1
Nov 13	L	20-22	at L.A. Raiders	51,945	Watson	3	17	5.7	10	0
Nov 20	W	38-27	Seattle	74,710	Prestridge	1	7	7.0	7	0
Nov 27	L	7-31	at San Diego	43,650	Wright, J.	1	-11	-11.0	-11	0
Dec 4	W	27-6	Cleveland	70,912	<b>BRONCOS</b>	471	1784	3.8	52	15
Dec 11	W	21-19	Baltimore	74,854	<b>OPPONENTS</b>	509	1938	3.8	29	14
Dec 18	L	17-48	at Kansas City	11,377						

### TEAM STATISTICS

	Den	Opp
TOTAL FIRST DOWNS	292	321
Rushing	99	119
Passing	155	185
Penalty	38	17
Third-Down Made/Att.	68/213	92/235
Third-Down Efficiency	32%	39%
TOTAL NET YARDS	4811	5609
Avg. Per Game	300.7	350.6
Total Plays	1025	1099
Avg. Gain Per Play	4.7	5.1
NET YARDS RUSHING	1784	1938
Avg. Per Game	111.5	121.1
Total Rushes	471	509
Avg. Per Rush	3.8	3.8
NET YARDS PASSING	3027	3671
Avg. Per Game	189.2	229.4
Sacked/Yards Lost	55/439	38/317
Gross Yards	3466	3988
Att./Completions	499/254	552/307
Completion Pct.	50.9%	55.6%
Had Intercepted	22	27
Avg. per Pass Play	5.5	6.2
PUNTS/AVERAGE	87/41.6	77/44.2
NET PUNTING AVG	34.0	36.2
TOTAL RETURN YARDAGE	1852	1629
Punt Returns/Average	38/11.1	55/9.5
Kickoff Returns/Average	56/19.2	46/17.9
Intercept. Ret./Average	27/13.1	22/12.8
PENALTIES/YARDS	100/80.4	138/109.7
FUMBLES/BALL LOST	34/19	46/20
TOUCHDOWNS	36	34
Rushing	15	14
Passing	17	18
Returns	2	4
Extra Points Made/Attempts	33/34	34/35
Field Goals Made/Attempts	21/25	25/33
TOTAL POINTS	302	327

SCORE BY PERIODS	1	2	3	4	OT	TOTAL
BRONCOS	41	80	39	142	—	302
OPPONENTS	85	87	76	79	—	327

SCORING	TD	Ru	Pa	Rt	PAT	FG	S	TP
Karlis	0	0	0	0	33/34	21/25	0	96
Watson	5	0	5	0	0/0	0/0	0	30
Poole	4	4	0	0	0/0	0/0	0	24
Willhite	4	3	1	0	0/0	0/0	0	24
Parros	3	1	2	0	0/0	0/0	0	18
Sampson	3	0	3	0	0/0	0/0	0	18
Winder	3	3	0	0	0/0	0/0	0	18
Egloff	2	0	2	0	0/0	0/0	0	12
Preston	2	1	1	0	0/0	0/0	0	12
Upchurch	2	0	2	0	0/0	0/0	0	12
Chavous	1	0	0	1	0/0	0/0	0	6</



# 1984 FINAL STATISTICS (13-3)

Head Coach: Dan Reeves AFC West: 1st Home Stadium: Mile High Stadium

Date	W/L	Score	Opponent	Attend.	RUSHING	No.	Yds.	Avg	LG	TD
Sept 2	W	20-17	Cincinnati	74,178	Winder	296	1153	3.9	24	4
Sept 9	L	0-27	at Chicago	54,335	Willhite	77	371	4.8	52	2
Sept 16	W	24-14	at Cleveland	61,980	Elway	56	237	4.2	21	1
Sept 23	W	21-0	Kansas City	74,263	Parros	46	208	4.5	25	2
Sept 30	W	16-13	L.A. Raiders	74,833	Lang	8	42	5.3	15	2
Oct 7	W	28-7	at Detroit	55,836	Brewer	10	28	2.8	8	0
Oct 15	W	17-14	Green Bay	62,546	Kubiak	9	27	3.0	17	1
Oct 21	W	37-7	at Buffalo	31,204	Myles	5	7	1.4	2	0
Oct 28	W	22-19	at L.A. Raiders (OT)	91,020	Johnson	1	3	3.0	3	0
Nov 4	W	26-19	New England	74,908	<b>BRONCOS</b>	<b>508</b>	<b>2076</b>	<b>4.1</b>	<b>52</b>	<b>12</b>
Nov 11	W	16-13	at San Diego	53,162	<b>OPPONENTS</b>	<b>435</b>	<b>1664</b>	<b>3.8</b>	<b>72</b>	<b>10</b>
Nov 18	W	42-21	Minnesota	74,716	<b>RECEIVING</b>	<b>No.</b>	<b>Yds</b>	<b>Avg</b>	<b>LG</b>	<b>TD</b>
Nov 25	L	24-27	Seattle	74,922	Watson	69	1170	17.0	73	7
Dec 2	W	16-13	at Kansas City	38,494	Winder	44	288	6.5	21	2
Dec 9	W	16-13	San Diego	74,867	Johnson	42	587	14.0	49	6
Dec 15	W	31-14	at Seattle	64,411	Willhite	27	298	11.0	63	0

## TEAM STATISTICS

### TOTAL FIRST DOWNS

Rushing	299
Passing	121
Penalty	152

### Third-Down Made/Att.

33%	68/207
-----	--------

### Fourth-Down Made/Att.

6/7	8/23
-----	------

### Fourth-Down Efficiency

86%	35%
-----	-----

### TOTAL NET YARDS

4935	5687
------	------

### Avg. Per Game

308.4	355.4
-------	-------

### Total Plays

1018	1123
------	------

### Avg. Gain Per Play

4.8	5.1
-----	-----

### NET YARDS RUSHING

2076	1664
------	------

### Avg. Per Game

129.8	104.0
-------	-------

### Total Rushes

508	435
-----	-----

### Avg. Per Rush

4.1	3.8
-----	-----

### NET YARDS PASSING

2859	4023
------	------

### Avg. Per Game

178.7	251.4
-------	-------

### Sacked/Yards Lost

35/257	57/430
--------	--------

### Gross Yards

3116	4453
------	------

### Att./Completions

475/263	632/346
---------	---------

### Completion Pct.

55%	55%
-----	-----

### Had Intercepted

17	31
----	----

### Avg. per Pass Play

5.6	5.8
-----	-----

### PUNTS/AVERAGE

96/40.1	81/41.5
---------	---------

### NET PUNTING AVG

35.4	35.1
------	------

### TOTAL RETURN YARDAGE

1725	1700
------	------

### Punt Returns/Average

41/7.8	44/7.5
--------	--------

### Kickoff Returns/Average

45/19.9	55/21.5
---------	---------

### Intercept. Ret./Average

31/16.5	17/11.1
---------	---------

### PENALTIES/YARDS

76/636	104/891
--------	---------

### FUMBLES/BALL LOST

36/17	44/24
-------	-------

### TOUCHDOWNS

42	26
----	----

### Rushing

12	10
----	----

### Passing

22	16
----	----

### Returns

8	0
---	---

### Extra Points Made/Attempts

38/41	26/26
-------	-------

### Field Goals Made/Attempts

21/28	19/33
-------	-------

### TOTAL POINTS

353	241
-----	-----

## SCORE BY PERIODS

	1	2	3	4	OT	Total
--	---	---	---	---	----	-------

BRONCOS	75	125	68	82	3	353
---------	----	-----	----	----	---	-----

OPPONENTS	49	74	45	73	0	241
-----------	----	----	----	----	---	-----

## SCORING

TD	Ru	Pa	Rt	PAT	FG	S	TP
----	----	----	----	-----	----	---	----

Karlis	0	0	0	38/41	21/28	0	101
--------	---	---	---	-------	-------	---	-----

Watson	7	0	0	0/0	0/0	0	42
--------	---	---	---	-----	-----	---	----

Winder	6	4	2	0/0	0/0	0	36
--------	---	---	---	-----	-----	---	----

Johnson	6	0	6	0/0	0/0	0	36
---------	---	---	---	-----	-----	---	----

Lang	3	2	1	0/0	0/0	0	18
------	---	---	---	-----	-----	---	----

Kay	3	0	3	0/0	0/0	0	18
-----	---	---	---	-----	-----	---	----

Parros	2	2	0	0/0	0/0	0	12
--------	---	---	---	-----	-----	---	----

Foley	2	0	0	2/0	0/0	0	12
-------	---	---	---	-----	-----	---	----

Willhite	2	2	0	0/0	0/0	0	12
----------	---	---	---	-----	-----	---	----

Kubiak	1	1	0	0/0	0/0	0	6
--------	---	---	---	-----	-----	---	---

Robbins	1	0	0	1/0	0/0	0	6
---------	---	---	---	-----	-----	---	---

Smith	1	0	0	1/0	0/0	0	6
-------	---	---	---	-----	-----	---	---

Woodard	1	0	0	1/0	0/0	0	6
---------	---	---	---	-----	-----	---	---

Jones	1	0	0	1/0	0/0	0	6
-------	---	---	---	-----	-----	---	---

Alexander	1	0	0	1/0	0/0	0	6
-----------	---	---	---	-----	-----	---	---

Harden	1	0	0	1/0	0/0	0	6
--------	---	---	---	-----	-----	---	---

Sampson	1	0	1	0/0	0/0	0	6
---------	---	---	---	-----	-----	---	---

Wright, L.	1	0	0	1/0	0/0	0	6
------------	---	---	---	-----	-----	---	---

Wright, J.	1	0	1	0/0	0/0	0	6
------------	---	---	---	-----	-----	---	---

Elway	1	1	0	0/0	0/0	0	6
-------	---	---	---	-----	-----	---	---

<b>BRONCOS</b>	<b>42</b>	<b>12</b>	<b>22</b>	<b>8</b>	<b>38/41</b>	<b>21/28</b>	<b>0</b>
----------------	-----------	-----------	-----------	----------	--------------	--------------	----------

<b>OPPONENTS</b>	<b>26</b>	<b>10</b>	<b>16</b>	<b>0</b>	<b>26/26</b>	<b>19/33</b>	<b>1</b>
------------------	-----------	-----------	-----------	----------	--------------	--------------	----------

## PASSING

Att.	Comp.	Yds.	Cmp.%	Yd./Att.	TD	TD%	Int.	Int.%	LG	Tkd/Yds	Rtg.
------	-------	------	-------	----------	----	-----	------	-------	----	---------	------

Elway	380	214	2598	56.3	6.84	18	4.7	15	3.9	73	24/158	76.8
-------	-----	-----	------	------	------	----	-----	----	-----	----	--------	------

Kubiak	75	44	58.7	5.87	4	5.3	1	1.3	41	10/86	87.6
--------	----	----	------	------	---	-----	---	-----	----	-------	------

Stankavage	18	4	22.2	0.0	1	5.6	16	1/13	17.1		
------------	----	---	------	-----	---	-----	----	------	------	--	--

Willhite	2	1	20	50.0	0	0.0	0	0.0	20	0/0	85.3
----------	---	---	----	------	---	-----	---	-----	----	-----	------

<b>BRONCOS</b>	<b>475</b>	<b>263</b>	<b>3116</b>	<b>55.4</b>	<b>6.56</b>	<b>22</b>	<b>4.6</b>	<b>17</b>	<b>3.6</b>	<b>73</b>	<b>35/257</b>	<b>75.8</b>
----------------	------------	------------	-------------	-------------	-------------	-----------	------------	-----------	------------	-----------	---------------	-------------

<b>OPPONENTS</b>	<b>632</b>	<b>346</b>	<b>4453</b>	<b>54.7</b>	<b>7.05</b>	<b>16</b>	<b>2.5</b>	<b>31</b>	<b>4.9</b>	<b>80t</b>	<b>57/430</b>	<b>64.9</b>
------------------	------------	------------	-------------	-------------	-------------	-----------	------------	-----------	------------	------------	---------------	-------------

# 1985 FINAL STATISTICS (11-5)

Head Coach: Dan Reeves AFC West: 2nd Home Stadium: Mile High Stadium

Date	W/L	Score	Opponent	Attend.	RUSHING	No.	Yds.	Avg	LG	TD
Sept 8	L	16-20	at L.A. Rams	52,522	Winder	199	714	3.6	42	8
Sept 15	W	24-23	New Orleans	74,488	Lang	84	318	3.8	26	5
Sept 22	W	44-28	at Atlanta	37,903	Sewell	82	275	3.4	16	4
Sept 29	L	26-30	Miami	73,614	Elway	50	253	5.1	22	0
Oct 6	W	31-20	Houston	74,699	Willhite	66	237	3.6	14	0
Oct 13	W	15-10	at Indianapolis	60,128	Johnson, V.	10	36	3.6	14	0
Oct 20	W	13-10	Seattle (OT)	74,899	Poole	4	12	3.0	6	0
Oct 27	W	30-10	at Kansas City	68,248	Kubiak	1	6	6.0	6	0
Nov 3	L	10-30	at San Diego	57,312	Norman	1	0	0.0	0	0
Nov 11	W	17-16	San Francisco	73,173	<b>BRONCOS</b>	<b>497</b>	<b>1851</b>	<b>3.7</b>	<b>42</b>	<b>20</b>
Nov 17	W	30-24	San Diego (OT)	74,376	<b>OPPONENTS</b>	<b>475</b>	<b>1973</b>	<b>4.2</b>	<b>61t</b>	<b>10</b>
Nov 24	L	28-31	at L.A. Raiders (OT)	63,161	<b>RECEIVING</b>	<b>No.</b>	<b>Yds</b>	<b>Avg</b>	<b>LG</b>	<b>TD</b>
Dec 1	W	31-23	at Pittsburgh	56,797	Watson	61	915	15.0	60	5
Dec 8	L	14-17	L.A. Raiders (OT)	75,042	Johnson, V.	51	721	14.1	63t	3
Dec 14	W	14-13	Kansas City	69,209	Willhite	35	297	8.5	21	1
Dec 20	W	27-24	at Seattle	56,283	Winder	31	197	6.4	24	0

## TEAM STATISTICS

### TOTAL FIRST DOWNS

Rushing	339
Passing	113
Penalty	103

### Third-Down Made/Att.

40%	74/230
-----	--------

### Fourth-Down Made/Att.

6/10	8/20
------	------

### Fourth-Down Efficiency

40%	8/20
-----	------

### TOTAL NET YARDS

5496	5179
------	------

### Avg. Per Game

343.5	323.7
-------	-------

### Total Plays

1152	1069
------	------

### Avg. Gain Per Play

4.8	4.8
-----	-----

### NET YARDS RUSHING

1851	1973
------	------

### Avg. Per Game

115.7	123.3
-------	-------

### Total Rushes



# 1986 FINAL STATISTICS (11-5)

Head Coach: Dan Reeves AFC West: 1st Home Stadium: Mile High Stadium

Date	W/L	Score	Opponent	Attend.	RUSHING	No.	Yds.	Avg	LG	TD
Sept 7	W	38-36	L.A. Raiders	75,695	Winder	240	789	3.3	31	9
Sept 15	W	21-10	at Pittsburgh	57,306	Willhite	85	365	4.3	42	5
Sept 21	W	33-7	at Philadelphia	63,839	Elway	52	257	4.9	24	1
Sept 28	W	27-20	New England	75,084	Sewell	23	123	5.3	15	1
Oct 5	W	29-14	Dallas	76,802	Lang	29	94	3.2	14	1
Oct 12	W	31-14	at San Diego	55,662	Kubiak	6	22	3.7	10	0
Oct 20	L	10-22	at N.Y. Jets	73,759	Bell	9	17	1.9	12	0
Oct 26	W	20-13	Seattle	76,089	Johnson	5	15	3.0	6	0
Nov 2	W	21-10	at L.A. Raiders	90,153	Jackson, M.	2	6	3.0	5	0
Nov 9	L	3-9	San Diego	75,012	Boddie	1	2	2.0	2	0
Nov 16	W	38-17	Kansas City	75,745	Horan	1	0	0.0	0	0
Nov 23	L	16-19	at N.Y. Giants	75,116	Mobley	1	-1	-1.0	-1	0
Nov 30	W	34-28	Cincinnati	58,705	Norman	1	-11	-11.0	-11	0
Dec 7	L	10-37	at Kansas City	47,019	<b>BRONCOS</b>	<b>455</b>	<b>1678</b>	<b>3.7</b>	<b>42</b>	<b>17</b>
Dec 13	W	31-30	Washington	75,905	<b>OPPONENTS</b>	<b>432</b>	<b>1651</b>	<b>3.8</b>	<b>60</b>	<b>13</b>
Dec 20	L	16-41	at Seattle	63,697						

TEAM STATISTICS	Den	Opp	RECEIVING	No.	Yds	Avg	LG	TD		
TOTAL FIRST DOWNS	319	291	Willhite	64	529	8.3	34	3		
Rushing	94	93	Watson	45	699	15.5	46	3		
Passing	184	177	Jackson, M.	38	738	19.4	53	1		
Penalty	41	21	Johnson	31	363	11.7	34	2		
Third-Down Made/Att.	92/222	75/222	Winder	26	171	6.6	20	5		
Third-Down Efficiency	41%	34%	Sewell	23	294	12.8	40	1		
Fourth-Down Made/Att.	2/5	7/15	Mobley	22	332	15.1	32	1		
Fourth-Down Efficiency	40%	47%	Sampson	21	259	12.3	43	0		
TOTAL NET YARDS	5216	4947	Kay	15	195	13.0	34	1		
Avg. Per Game	326.0	309.2	Lang	13	105	8.1	26	2		
Total Plays	1042	1026	Hackett	3	48	16.0	19	0		
Avg. Gain Per Play	5.0	4.8	Bell	2	10	5.0	7	0		
NET YARDS RUSHING	1678	1651	Wilson	1	43	43.0	43	1		
Avg. Per Game	104.9	103.2	Elway	1	23	23.0	23	1		
Total Rushes	455	432	Studdard	1	2	2.0	2	1		
Avg. Per Rush	3.7	3.8	BRONCOS	306	3811	12.5	53	22		
NET YARDS PASSING	3538	3296	OPPONENTS	301	3755	12.5	57	21		
Avg. Per Game	221.1	206.0								
Sacked/Yards Lost	38/273	49/459	INTERCEPTIONS	No.	Yds	Avg	LG	TD		
Gross Yards	3811	3755	Harden	6	179	29.8	52	2		
Att./Completions	549/306	545/301	Wright	3	56	18.7	56	0		
Completion Pct.	55.7%	55.2%	Lilly	3	22	7.3	15	0		
Had Intercepted	16	18	Foley	2	39	19.5	24	0		
Avg. per Pass Play	6.0	5.5	Hunley	1	22	22.0	22	0		
PUNTS/AVERAGE	86/39.3	86/42.9	Dennison	1	5	5.0	5	0		
NET PUNTING AVG	33.0	34.2	Smith	1	0	0.0	0	0		
TOTAL RETURN YARDAGE	1964	2024	Wilson	1	-5	-5.0	-5	0		
Punt Returns/Average	48/11.5	40/9.1	BRONCOS	18	318	17.7	56	2		
Kickoff Returns/Average	53/20.6	65/20.0	OPPONENTS	16	363	22.7	78	2		
Intercept. Ret./Average	18/17.7	16/22.7								
PENALTIES/YARDS	104/910	126/1034	PUNTING	No.	Yds	Avg	TB	in20	LG	B
FUMBLES/BALL LOST	24/13	32/18	Weil	34	1344	39.5	3	5	55	0
TOUCHDOWNS	45	36	Norman	30	1168	38.9	4	2	57	1
Rushing	17	13	Horan	21	864	41.1	2	8	50	0
Passing	22	21	BRONCOS	85	3376	39.7	9	15	57	1
Returns	6	2	OPPONENTS	86	3689	42.9	10	17	59	0
Extra Points Made/Attempts	44/45	35/36	PUNT RETURNS	Ret	FC	Yds	Avg	LG	TD	
Field Goals Made/Attempts	20/28	24/32	Willhite	42	8	468	11.1	70	1	
TOTAL POINTS	378	327	Johnson	2	0	36	17.0	19	0	

SCORE BY PERIODS	1	2	3	4	OT	Total
BRONCOS	69	131	82	89	—	378
OPPONENTS	58	92	61	116	—	327

SCORING	TD	Ru	Pa	Rt	PAT	FG	S	TP
Karlis	0	0	0	0	44/45	20/28	0	104
Winder	14	9	5	0	0/0	0/0	0	84
Willhite	9	5	3	1	0/0	0/0	0	54
Lang	3	1	2	0	0/0	0/0	0	18
Harden	3	0	0	3	0/0	0/0	0	18
Watson	3	0	3	0	0/0	0/0	0	18
Elway	2	1	1	0	0/0	0/0	0	12
Sewell	2	1	1	0	0/0	0/0	0	12
Johnson	2	0	2	0	0/0	0/0	0	12
Townsend	1	0	0	1	0/0	0/0	0	6
Studdard	1	0	1	0	0/0	0/0	0	6
Jackson, M.	1	0	1	0	0/0	0/0	0	6
Wilson	1	0	0	1	0/0	0/0	0	6
Woodard	1	0	0	1	0/0	0/0	0	6
Kay	1	0	1	0	0/0	0/0	0	6
Mobley	1	0	1	0	0/0	0/0	0	6
<b>BRONCOS</b>	<b>45</b>	<b>17</b>	<b>22</b>	<b>6</b>	<b>44/45</b>	<b>20/28</b>	<b>0</b>	<b>378</b>
<b>OPPONENTS</b>	<b>36</b>	<b>13</b>	<b>21</b>	<b>2</b>	<b>35/36</b>	<b>24/32</b>	<b>0</b>	<b>327</b>

KICKOFF RETURNS	No.	Yds	Avg	LG	TD
Bell	23	531	23.1	42	0
Lang	21	480	22.9	42	0
Willhite	3	35	11.7	23	0
Johnson	2	21	10.5	21	0
Hunley	2	11	5.5	6	0
Jackson, M.	1	16	16.0	16	0
Ryan	1	0	0.0	0	0
<b>BRONCOS</b>	<b>53</b>	<b>1094</b>	<b>20.6</b>	<b>42</b>	<b>0</b>
<b>OPPONENTS</b>	<b>65</b>	<b>1299</b>	<b>20.0</b>	<b>51</b>	<b>0</b>

FIELD GOAL BREAKDOWN	Distance	1-19	20-29	30-39	40-49	50+	Total
Karlis	0/0	3/4	8/8	8/14	1/2	20/28	
OPP	0/0	4/5	9/10	10/14	1/3	21/17	

SACKS: Jones 13.5, Mecklenburg 9.5, Fletcher 5.5, Gilbert 4, Robbins 4, Woodard 3, Townsend 2.5, D. Smith 1, Ryan 1, Dennison 1, Comeaux 1, Lilly 1, T. Jackson 0.5, Hunley 0.5. **TOTAL: 48**

PASSING	Att.	Comp.	Yds.	Cmp. %	Yd./Att.	TD	TD %	Int.	Int. %	LG	Tkd/Yds	Rtg.
Elway	504	280	3485	55.6	6.91	19	3.8	13	2.6	53	32/233	79.0
Kubiak	38	23	249	60.5	6.55	1	2.6	3	7.9	26	3/23	55.7
Willhite	4	1	11	25.0	2.75	0	0.0	0	0.0	11	0/0	39.6
Norman	1	1	43	100.0	43.00	1	100.0	0	0.0	43	0/0	158.3
Sewell	1	1	23	100.0	23.00	1	100.0	0	0.0	23	3/17	158.3
Johnson	1	0	0	0.0	0.00	0	0.0	0	0.0	0	0/0	39.5
<b>BRONCOS</b>	<b>549</b>	<b>306</b>	<b>3811</b>	<b>55.7</b>	<b>6.94</b>	<b>22</b>	<b>4.0</b>	<b>16</b>	<b>2.9</b>	<b>53</b>	<b>38/273</b>	<b>78.7</b>
<b>OPPONENTS</b>	<b>545</b>	<b>301</b>	<b>3755</b>	<b>55.2</b>	<b>6.89</b>	<b>21</b>	<b>3.9</b>	<b>18</b>	<b>3.3</b>	<b>57</b>	<b>49/459</b>	<b>75.9</b>

# 1987 FINAL STATISTICS (10-4-1)

Head Coach: Dan Reeves AFC West: 1st Home Stadium: Mile High Stadium

Date	W/L	Score	Opponent	Attend.	RUSHING	No.	Yds.	Avg	LG	TD
Sept 13	W	40-17	Seattle	75,999	Winder	196	741	3.8	19	6
Sept 20	T	17-17	at Green Bay (OT)	67,500	Elway	66	304	4.6	29	4
Sept 28	Cancelled		at Cleveland (Strike)		Lang	89	303	3.4	28	2
Oct 4	L	10-40	*Houston	38,494	Dudek	35	154	4.4	16	2
Oct 12	W	30-14	*L.A. Raiders	61,230	Willhite	26	141	5.4	29	0
Oct 18	W	26-17	*at Kansas City	20,286	Poole	28	126	4.5	15	1
Oct 26	L	27-34	at Minnesota	51,011	Sewell	19	83	4.4	17	2
Nov 1	W	34-0	Detroit	75,172	Caldwell	16	53	3.3	7	0
Nov 8	L	14-21	at Buffalo	63,698	Bell	13	43	3.3	11	0
Nov 16	W	31-29	Chicago	75,783	Nattiel	2	13	6.5	10	0
Nov 22	W	23-17	at L.A. Raiders	61,318	Micho	4	8	2.0	5	0
Nov 29	W	31-17	at San Diego	61,880	Boddie	3	7	2.3	4	1
Dec 6	W	31-20	New England	75,795	Karcher	9	3	0.3	8	0
Dec 13	L	21-28	at Seattle	61,759	Kubiak	1	3	3.0	3	0
Dec 19	W	20-17	Kansas City	75,053	May	2	-4	-2.0	-2	0
Dec 27	W	24-0	San Diego	37,500	Johnson, V.	1	-8	-8.0	-8	0
*Replacement Games					<b>BRONCOS</b>	<b>510</b>	<b>1970</b>	<b>3.9</b>	<b>29</b>	<b>18</b>
					<b>OPPONENTS</b>	<b>454</b>	<b>2017</b>	<b>4.4</b>	<b>72</b>	<b>16</b>

TEAM STATISTICS	Den	Opp	RECEIVING	No.	Yds	Avg	LG	TD
TOTAL FIRST DOWNS	331	277	Winder	42	684	16.3	58	7
Rushing	132	103	Johnson, V.	31	630	20.3	54	2
Passing	173	148	Nattiel	31	440	14.2	30	0
Penalty	26	26	Kay	26	436	16.8	52	2
Third-Down Made/Att.	106/224	64/183	Jackson, M.	25	242	9.7	26	2
Third-Down Efficiency	47.3%	35%	Micho	25	242	9.7	26	2
Fourth-Down Made/Att.	6/13	5/12	Lang	17	130	7.6	29	2
Fourth-Down Efficiency	46.2%	41.7%	Mobley	16	228	14.3	28	1
TOTAL NET YARDS	5624	4813	Winder	14	74	5.3	13	1
Avg. Per Game	374.9	320.9	Massie	13	244	18.8	39	4
Total Plays	1070	941	Sewell	13	209	16.1	72	1
Avg. Gain Per Play	5.3	5.1	Watson	11	167	15.2	49	1
NET YARDS RUSHING	1970	2017	Boddie	9	85	9.4	26	0
Avg. Per Game	131.3	134.5	Willhite	9	25	2.8	6	0
Total Rushes	510	454	Dudek	7	41	5.9	19	0
Avg. Per Rush	3.9	4.4	Swanson	6	87	14.5	35	1
NET YARDS PASSING	3654	2796	Andrews	4	53	13.3	20	0
Avg. Per Game	243.6	186.4	Brown	4	40	10.0	18	0
Sacked/Yards Lost	30/220	31/244	Caldwell	4	34	8.5	14	0
Gross Yards	3674	3040	Poole	1	9	9.0	9	0
Att./Completions	530/285	456/252	Bell / Payne	1	8	8.0	8	0
Completion Pct.	53.8	57.2	<b>BRONCOS</b>	<b>285</b>	<b>3874</b>	<b>13.6</b>	<b>72</b>	<b>24</b>
Had Intercepted	19	28	<b>OPPONENTS</b>	<b>261</b>	<b>3040</b>	<b>11.6</b>	<b>51</b>	<b>15</b>
Avg. per Pass Play	6.9	6.1						
PUNTS/AVERAGE	65/39.9	75/42.1	INTERCEPTIONS	No.	Yds	Avg	LG	TD
NET PUNTING AVG	31.6	33.5	Harden	4	85	21.3	32	0</



## 1988 FINAL STATISTICS (8-8)

Head Coach: Dan Reeves AFC West: 2nd Home Stadium: Mile High Stadium

Date	W/L	Score	Opponent	Attend.	RUSHING	No.	Yds.	Avg	Long	TD
Sept 4	L	14-21	Seattle	75,986	Dorsett	181	703	3.9	28	5
Sept 11	W	34-3	San Diego	75,339	Winder	149	543	3.6	35	4
Sept 18	L	13-20	at Kansas City	63,288	Elway	54	234	4.3	26	1
Sept 26	L	27-30	L.A. Raiders (OT)	75,964	Sewell	32	135	4.2	26	1
Oct 2	W	12-0	at San Diego	55,763	Kubiak	17	65	3.8	13	0
Oct 9	W	16-13	at San Francisco (OT)	61,711	Nattiel	5	51	10.2	29	0
Oct 16	W	30-14	Atlanta	75,287	Willhite	13	39	3.0	7	2
Oct 23	L	21-39	at Pittsburgh	49,811	Bell	9	36	4.0	6	0
Oct 31	L	23-55	at Indianapolis	60,544	Jackson	1	5	5.0	5	0
Nov 6	W	17-11	Kansas City	74,227	Johnson, J.	1	3	3.0	3	0
Nov 13	W	30-7	Cleveland	75,806	Johnson, V.	1	1	1.0	1	0
Nov 20	L	0-42	at New Orleans	68,075	Thomas	1	0	0.0	0	0
Nov 27	W	35-24	L.A. Rams	74,141	BRONCOS OPPONENTS	464	1815	3.9	35	13
Dec 4	L	20-21	at L.A. Raiders	65,561		552	2538	4.6	64	21
Dec 11	L	14-42	at Seattle	62,838	RECEIVING	No.	Yds	Avg	Long	TD
Dec 17	W	21-10	New England	70,910	Johnson, V.	68	896	13.2	86	5

TEAM STATISTICS	Den	Opp
TOTAL FIRST DOWNS	338	316
Rushing	106	140
Passing	196	161
Penalty	36	15
Third-Down Made/Att.	85/210	81/214
Third-Down Efficiency	40%	38%
Fourth-Down Made/Att.	4/13	9/18
Fourth-Down Efficiency	31%	50%
TOTAL NET YARDS	5506	5471
Avg. Per Game	344.1	341.9
Total Plays	1077	1055
Avg. Gain Per Play	5.1	5.2
NET YARDS RUSHING	1815	2538
Avg. Per Game	113.4	158.6
Total Rushes	464	552
Avg. Per Rush	3.9	4.6
NET YARDS PASSING	3691	2933
Avg. Per Game	230.7	183.3
Sacked/Yards Lost	32/250	36/235
Gross Yards	3940	3168
Att./Completions	581/324	467/262
Completion Pct.	56%	56%
Had Intercepted	22	16
Avg. per Pass Play	6.0	5.8
PUNTS/AVERAGE	68/43.8	84/43.4
NET PUNTING AVG	37.9	36.3
TOTAL RETURN YARDAGE	1842	1673
Punt Returns/Average	53/8.5	33/11.0
Kickoff Returns/Average	58/20.5	53/18.2
Intercept. Ret./Average	16/12.5	22/15.6
PENALTIES/YARDS	84/717	116/956
FUMBLES/BALL LOST	34/12	23/13
TOUCHDOWNS		
Rushing	13	21
Passing	23	18
Returns	0	2
Extra Points Made/Attempts	36/37	41/41
Field Goals Made/Attempts	23/26	21/27
TOTAL POINTS	327	352

SCORE BY PERIODS	1	2	3	4	OT	Total
BRONCOS	43	127	64	90	3	327
OPPONENTS	85	112	96	56	3	352

SCORING	TD	Ru	Pa	Rt	PAT	FG	S	TP
Karlis	0	0	0	0	36/37	23/36	0	105
Sewell	6	1	5	0	0/0	0/0	0	36
Jackson	6	0	6	0	0/0	0/0	0	36
Dorsett	5	5	0	0	0/0	0/0	0	30
Winder	5	4	1	0	0/0	0/0	0	30
Johnson	5	0	5	0	0/0	0/0	0	30
Kay	4	0	4	0	0/0	0/0	0	24
Willhite	2	2	0	0	0/0	0/0	0	12
Mobley	2	0	2	0	0/0	0/0	0	12
Elway	1	1	0	0	0/0	0/0	0	6
Nattiel	1	0	1	0	0/0	0/0	0	6
BRONCOS	37	13	24	0	36/37	23/36	0	327
OPPONENTS	41	21	18	2	41/41	21/27	1	352

FIELD GOAL BREAKDOWN	Distance	1-19	20-29	30-39	40-49	50+	Total
Karlis	1/1	9/10	6/13	5/8	2/4	2/4	23/36
OPP	0/0	9/10	6/12	2/4	1/1	21/27	

Karlis: ( ) (51G,38G) (23G,42G) (39G,25G) (30G, 43G,37N,30G,28G,21N) (27G,27G,34N, 22G) (35N,47G,41G,50G) (47N) (27G) (42G) (18G,22G,32G,42N,36N) (35N,50N) (46N) (29G, 36G) (52N,37N) ( )

Karcher	12	6	128	50.0	10.67	1	8.3	0	0.0	74	0/0	115.8
Dorsett	2	1	7	50.0	3.50	1	50.0	0	0.0	17	0/0	97.8
Sewell	1	0	0	0.0	0.00	0	0.0	0	0.0	0	0/0	39.5
Nattiel	1	0	0	0.0	0.00	0	0.0	0	0.0	0	0/0	39.5
BRONCOS	581	324	3941	55.8	6.78	24	4.1	22	3.8	86	32/250	74.6
OPPONENTS	467	262	3168	56.1	6.78	18	3.9	16	3.4	55	36/235	75.8

## 1989 FINAL STATISTICS (11-5)

Head Coach: Dan Reeves AFC West: 1st Home Stadium: Mile High Stadium

Date	W/L	Score	Opponent	Attend.	RUSHING	No.	Yds.	Avg	LG	TD
Sept 10	W	34-20	Kansas City	74,284	Humphrey	294	1151	3.9	40	7
Sept 18	W	28-18	at Buffalo	78,176	Winder	110	351	3.2	16	2
Sept 24	W	31-21	L.A. Raiders	75,754	Elway	48	244	5.1	31	3
Oct 1	L	13-16	at Cleveland	78,637	Alexander	45	146	3.2	11	2
Oct 8	W	16-10	San Diego	75,222	Bratton	30	108	3.6	9	1
Oct 15	W	14-3	Indianapolis	74,680	Sewell	7	44	6.3	10	0
Oct 22	W	24-21	at Seattle (OT)	62,353	Kubiak	15	35	2.3	10	0
Oct 29	L	24-28	Philadelphia	75,065	Jackson	5	13	2.6	8	0
Nov 5	W	34-7	Pittsburgh	74,739	BRONCOS OPPONENTS	554	2092	3.8	40	15
Nov 12	W	16-13	at Kansas City	76,245		426	1580	3.7	24	10
Nov 20	W	14-10	at Washington	52,975	RECEIVING	No.	Yds	Avg	LG	TD
Nov 26	W	41-14	Seattle	75,117	Johnson	76	1095	14.4	69	7
Dec 3	L	13-16	at L.A. Raiders (OT)	87,560	Jackson	28	446	15.9	49	2
Dec 10	L	7-14	N.Y. Giants	63,283	Sewell	25	416	16.6	56	3
Dec 16	W	37-0	at Phoenix	56,071	Young	22	402	18.3	47	2
Dec 24	L	16-19	at San Diego	50,524	Humphrey	22	156	7.1	13	1

TEAM STATISTICS	Den	Opp
TOTAL FIRST DOWNS	308	246
Rushing	125	90
Passing	163	142
Penalty	20	14
3rd Down: Made/Att	111/240	73/216
3rd Down Pct.	46.3	33.8
4th Down: Made/Att	2/9	12/24
4th Down Pct.	22.2	50.0
POSSESSION AVG.	32:17	27:43
TOTAL NET YARDS	5093	4407
Avg. Per Game	318.3	275.4
Total Plays	1071	977
Avg. Per Play	4.8	4.5
NET YARDS RUSHING	2092	1580
Avg. Per Game	130.8	98.8
Total Rushes	554	426
NET YARDS PASSING	3001	2827
Avg. Per Game	187.6	176.7
Sacked/Yards Lost	43/351	47/374
Gross Yards	3352	3201
Att./Completions	474/256	504/268
Completion Pct.	54.0	53.2
Had Intercepted	20	21
PUNTS/AVERAGE	80/39.8	84/41.0
NET PUNTING AVG.	33.7	35.0
PENALTIES/YARDS	83/594	102/823
FUMBLES/BALL LOST	26/12	43/22
TOUCHDOWNS	40	25
Rushing	15	10
Passing	21	13
Returns	4	2

SCORE BY PERIODS	1	2	3	4	OT	Total
BRONCOS	84	114	57	104	3	362
OPPONENTS	44	53	50	76	3	226

SCORING	TD	Ru	Pa	Rt	PAT	FG	S	TP
Treadwell	0	0	0	0	39/40	27/33	0	120
Humphrey	8	7	1	0	0/0	0/0	0	48
Johnson	7	0	7	0	0/0	0/0	0	42
Bratton	4	1	3	0	0/0	0/0	0	24
Elway	3	3	0	0	0/0	0/0	0	18
Sewell	3	0	3	0	0/0	0/0	0	18
Alexander	2	2	0	0	0/0	0/0	0	12
Jackson	2	0	2	0	0/0	0/0	0	12
Winder	2	2	0	0	0/0	0/0	0	12
Young	2	0	2	0	0/0	0/0	0	12
Braxton	1	0	1	0	0/0	0/0	0	6
Kragen	1	0	0	1	0/0	0/0	0	6
Mecklenburg	1	0	0	1	0/0	0/0	0	6
Nattiel	1	0	1	0	0/0	0/0	0	6
Robbins	1	0	0	1	0/0	0/0	0	6
Brooks	0	0	0	0	0/0	0/0	1	2
BRONCOS	40	15	21	4	39/40	27/33	1	362
OPPONENTS	25	10	13	2	25/25	17/27	0	226

KICKOFF RETURNS	No.	Yds	Avg	LG	TD
Bell	30	602	20.1	33	0
Carrington	6	152	25.3	68	0
Humphrey	4	86	21.5	29	0
Bratton	2	19	9.5	10	0
Woods	1	17	17.0	17	0
BRONCOS	43	876	20.4	68	0
OPPONENTS	72	1256	17.4	36	0

FIELD GOALS	1-19	20-29	30-39	40-49	50+
Treadwell	3/3	13/14	8/8	3/7	0/1
OPPONENTS	0/0	3/3	5/6	7/14	2/4

PASSING	Att.	Comp.	Yds.	Cmp. %	Yd./Att.	TD	TD%	Int.	Int. %	LG	Sacked	Rating
Elway	416	223	3051	53.6	7.33	18	4.3	18	4.3	69	35/298	73.7
Kubiak	55	32	284	58.2	5.16	2	3.6	2	3.6	22	8/53	69.1
Humphrey	2	1	17	50.0	8.50	1	50.0	0	0.0	17t	0/0	118.8
Johnson	1	0	0	0.0	0.00	0	0.0	0	0.0	0	0/0	39.6
BRONCOS	474	256	3352	54.0	7.07	21	4.4	20	4.2	69	43/351	73.7
OPPONENTS	504	268	3201	53.2	6.35	13	2.6	21	4.2	75t	47/374	64.1



## 1990 FINAL STATISTICS (5-11)

Head Coach: Dan Reeves AFC West: 5th Home Stadium: Mile High Stadium

Date	W/L	Score	Opponent	Attend.	RUSHING	No.	Yds.	Avg	LG	TD
Sept 9	L	9-14	at L.A. Raiders	54,206	Humphrey	288	1202	4.2	371	7
Sept 17	W	24-23	Kansas City	75,277	Elway	50	258	5.2	21	3
Sept 23	W	34-31	Seattle (OT)	75,290	Winder	42	120	2.9	19	2
Sept 30	L	28-29	at Buffalo	74,393	Bratton	27	82	3.0	10	3
Oct 8	L	29-30	Cleveland	74,814	Ezor	23	81	3.5	15	0
Oct 14	L	17-34	Pittsburgh	74,285	Kubiak	9	52	5.8	18	0
Oct 21	W	27-17	at Indianapolis	29,850	Sewell	17	46	2.7	8	3
Nov 4	L	22-27	at Minnesota	57,331	Jackson	1	28	5.6	161	1
Nov 11	L	7-19	at San Diego	59,557	Porter	1	3	3.0	3	0
Nov 18	L	13-16	Chicago (OT)	75,013	<b>BRONCOS</b>	<b>462</b>	<b>1872</b>	<b>4.1</b>	<b>371</b>	<b>19</b>
Nov 22	L	27-40	at Detroit	73,896	<b>OPPONENTS</b>	<b>456</b>	<b>1963</b>	<b>4.3</b>	<b>621</b>	<b>16</b>
Dec 2	L	27-40	L.A. Raiders	74,162	<b>RECEIVING</b>	<b>No.</b>	<b>Yds</b>	<b>Avg</b>	<b>LG</b>	<b>TD</b>
Dec 9	L	20-31	at Kansas City	74,347	Jackson	57	926	16.2	66	4
Dec 16	W	20-10	San Diego	64,919	Johnson	54	747	13.8	49	3
Dec 23	L	12-17	at Seattle	55,845	Kay	39	282	9.7	22	0
Dec 30	W	22-13	Green Bay	46,943	Bratton	29	276	9.5	63	1

TEAM STATISTICS	Den	Opp
TOTAL FIRST DOWNS	323	306
Rushing	126	110
Passing	170	181
Penalty	27	15
3rd Down: Made/Att	86/207	84/195
3rd Down Pct.	41.5	43.1
4th Down: Made/Att	7/14	7/12
4th Down Pct.	50.0	58.3
POSSESSION AVG.	30:50	29:10
TOTAL NET YARDS	5213	5345
Avg. Per Game	325.8	334.1
Total Plays	1035	969
Avg. Per Play	5.0	5.5
NET YARDS RUSHING	1872	1963
Avg. Per Game	117.0	122.7
Total Rushes	462	456
NET YARDS PASSING	3341	3382
Avg. Per Game	208.8	211.4
Sacked/Yards Lost	46/330	34/289
Gross Yards	3671	3671
Att./Completions	527/305	479/284
Completion Pct.	59.3	59.3
Had Intercepted	18	10
PUNTS/AVERAGE	60/43.5	62/41.4
NET PUNTING AVG.	38.5	35.6
PENALTIES/YARDS	108/775	105/824
FUMBLES/BALL LOST	30/14	36/15
TOUCHDOWNS	36	43
Rushing	19	16
Passing	15	22
Returns	2	5

SCORE BY PERIODS	1	2	3	4	OT	Total
BRONCOS	87	120	46	75	3	331
OPPONENTS	60	85	96	131	3	374

SCORING	TD	Ru	Pa	Rt	PAT	FG	S	TP
Treadwell	0	0	0	0	34/36	25/34	0	109
Humphrey	7	7	0	0	0/0	0/0	0	42
Jackson	5	1	4	0	0/0	0/0	0	30
Bratton	4	3	1	0	0/0	0/0	0	24
Young	4	0	4	0	0/0	0/0	0	24
Elway	3	3	0	0	0/0	0/0	0	18
Johnson	3	0	3	0	0/0	0/0	0	18
Sewell	3	3	0	0	0/0	0/0	0	18
Nattiel	2	0	2	0	0/0	0/0	0	12
Winder	2	2	0	0	0/0	0/0	0	12
Mecklenburg	1	0	0	1	0/0	0/0	1	8
Henderson	1	0	0	1	0/0	0/0	0	6
Sharpe	1	0	0	0	0/0	0/0	0	6
Fletcher	0	0	0	0	0/0	0/0	1	2
<b>BRONCOS</b>	<b>36</b>	<b>19</b>	<b>15</b>	<b>2</b>	<b>34/36</b>	<b>25/34</b>	<b>3</b>	<b>331</b>
<b>OPPONENTS</b>	<b>43</b>	<b>16</b>	<b>22</b>	<b>5</b>	<b>38/43</b>	<b>26/33</b>	<b>0</b>	<b>374</b>

**SACKS:** Fletcher 11.0, Mecklenburg 5.0, Powers 4.0, Holmes 3.0, Brooks 2.0, Galloway 2.0, Kragen 2.0, Atwater 1.0, Dennison 1.0, Lucas 1.0, Townsend 1.0. **BRONCOS 34.0, OPPONENTS 46.0.**

PASSING	Att.	Comp.	Yds.	Cmp.%	Yd./Att.	TD	TD%	Int.	Int.%	Sacked	Rating
Elway	502	294	3526	58.6	7.02	15	3.0	14	2.8	66	43/311
Kubiak	22	11	145	50.0	6.59	0	0.0	4	18.2	36	3/19
Humphrey	2	0	0	0.0	0.00	0	0.0	0	0.0	0	0/0
Sewell	1	0	0	0.0	0.00	0	0.0	0	0.0	0	0/0
<b>BRONCOS</b>	<b>527</b>	<b>305</b>	<b>3671</b>	<b>57.9</b>	<b>6.97</b>	<b>15</b>	<b>2.8</b>	<b>18</b>	<b>3.4</b>	<b>66</b>	<b>46/330</b>
<b>OPPONENTS</b>	<b>479</b>	<b>284</b>	<b>3671</b>	<b>59.3</b>	<b>7.66</b>	<b>22</b>	<b>4.6</b>	<b>10</b>	<b>2.1</b>	<b>90</b>	<b>34/289</b>

## 1991 FINAL STATISTICS (12-4)

Head Coach: Dan Reeves AFC West: 1st Home Stadium: Mile High Stadium

Date	W/L	Score	Opponent	Attend.	RUSHING	No.	Yds.	Avg	LG	TD
Sept 1	W	45-14	Cincinnati	72,855	Green	261	1037	4.0	631	4
Sept 8	L	13-16	at L.A. Raiders	48,569	Lewis	99	376	3.8	27	4
Sept 15	W	16-10	Seattle	74,152	Elway	55	255	4.6	171	6
Sept 22	W	27-19	San Diego	73,258	Sewell	50	211	4.2	26	2
Sept 29	W	13-6	at Minnesota	55,031	Perryman	21	45	2.1	6	0
Oct 6	L	14-42	at Houston	59,145	Humphrey	11	33	3.0	7	0
Oct 20	W	19-16	Kansas City	75,866	Jackson	2	18	9.0	21	0
Oct 27	W	9-6	at New England	43,994	Sharpe	1	15	15.0	15	0
Nov 3	W	20-13	Pittsburgh	70,973	Kubiak	3	11	3.7	12	0
Nov 10	L	16-17	L.A. Raiders	75,896	Horan	2	9	4.5	9	0
Nov 17	L	24-20	at Kansas City	74,661	Rivers	2	5	2.5	3	0
Nov 24	W	10-13	at Seattle	60,430	<b>BRONCOS</b>	<b>505</b>	<b>2015</b>	<b>4.0</b>	<b>631</b>	<b>16</b>
Dec 1	W	20-3	New England	67,116	<b>OPPONENTS</b>	<b>411</b>	<b>1794</b>	<b>4.4</b>	<b>49</b>	<b>8</b>
Dec 8	W	17-7	at Cleveland	73,539	<b>RECEIVING</b>	<b>No.</b>	<b>Yds</b>	<b>Avg</b>	<b>LG</b>	<b>TD</b>
Dec 15	W	24-19	Phoenix	74,098	Young	44	629	14.3	521	2
Dec 22	W	17-14	at San Diego	51,449	Sewell	38	436	11.5	60	2

TEAM STATISTICS	Den	Opp
TOTAL FIRST DOWNS	284	242
Rushing	117	81
Passing	150	147
Penalty	17	14
3rd Down: Made/Att	92/223	64/206
3rd Down Pct.	41.3	31.1
4th Down: Made/Att	8/14	7/17
4th Down Pct.	57.1	41.2
POSSESSION AVG.	31:36	28:24
TOTAL NET YARDS	5012	4549
Avg. Per Game	313.3	284.3
Total Plays	1012	939
Avg. Per Play	5.0	4.8
NET YARDS RUSHING	2015	1794
Avg. Per Game	125.9	112.1
Total Rushes	505	411
NET YARDS PASSING	2997	2755
Avg. Per Game	187.3	172.2
Sacked/Yards Lost	46/313	52/346
Gross Yards	3310	3101
Att./Completions	459/246	476/246
Completion Pct.	53.6	51.7
Had Intercepted	12	23
PUNTS/AVERAGE	74/41.2	79/44.5
NET PUNTING AVG.	36.4	39.1
PENALTIES/YARDS	94/715	105/848
FUMBLES/BALL LOST	31/13	26/10
TOUCHDOWNS	32	22
Rushing	16	18
Passing	13	8
Returns	3	2

SCORE BY PERIODS	1	2	3	4	OT	Total
BRONCOS	42	111	71	80	0	304
OPPONENTS	43	77	49	66	0	235

SCORING	TD	Ru	Pa	Rt	PAT	FG	S	TP
Treadwell	0	0	0	0	31/32	27/36	0	112
Elway	6	6	0	0	0/0	0/0	0	36
Green	4	4	0	0	0/0	0/0	0	24
Lewis	4	4	0	0	0/0	0/0	0	24
Sewell	4	2	2	0	0/0	0/0	0	24
V.Johnson	3	0	3	0	0/0	0/0	0	18
Nattiel	2	0	2	0	0/0	0/0	0	12
Young	2	0	2	0	0/0	0/0	0	12
Bratton	1	0	0	1	0/0	0/0	0	6
Dimry	1	0	0	1	0/0	0/0	0	6
Jackson	1	0	1	0	0/0	0/0	0	6
R.Johnson	1	0	1	0	0/0	0/0	0	6
Powers	1	0	0	1	0/0	0/0	0	6
Russell	1	0	1	0	0/0	0/0	0	6
Sharpe	1	0	1	0	0/0	0/0	0	6
<b>BRONCOS</b>	<b>32</b>	<b>16</b>	<b>13</b>	<b>3</b>	<b>31/32</b>	<b>27/36</b>	<b>0</b>	<b>304</b>
<b>OPPONENTS</b>	<b>22</b>	<b>8</b>	<b>12</b>	<b>2</b>	<b>22/22</b>	<b>27/33</b>	<b>0</b>	<b>235</b>

**SACKS:** Fletcher 13.5, Croel 10.0, Mecklenburg 9.0, Holmes 5.0, Kragen 3.5, Mills 3.0, Walker 3.0, Powers 2.0, Atwater 1.0, Braxton 1.0, Sochia 1.0. **BRONCOS 52.0, OPPONENTS 46.0.**

PASSING	Att.	Comp.	Yds.	Cmp.%	Yd./Att.	TD	TD%	Int.	Int.%	LG	Sacked	Rating
Elway	451	242	3253	53.7	7.21	13	2.9	12	2.7	71	45/305	75.4
Kubiak	5	3	33	60.0	6.60	0	0.0	0	0.0	14	1/8	79.6
Sewell	3	1	24	33.3	8.00	0	0.0	0	0.0	24	0/0	63.2
<b>BRONCOS</b>	<b>459</b>	<b>246</b>	<b>3310</b>	<b>53.6</b>	<b>7.21</b>	<b>13</b>	<b>2.8</b>	<b>12</b>	<b>2.6</b>	<b>71</b>	<b>46/313</b>	<b>75.3</b>
<b>OPPONENTS</b>	<b>476</b>	<b>246</b>	<b>3101</b>	<b>51.7</b>	<b>6.51</b>	<b>12</b>	<b>2.5</b>	<b>23</b>	<b>4.8</b>	<b>63</b>	<b>52/346</b>	<b>60.6</b>



## 1992 FINAL STATISTICS (8-8)

**Head Coach:** Dan Reeves    **AFC West:** 3rd    **Home Stadium:** Mile High Stadium

Date	W/L	Score	Opponent	Attend.	RUSHING	No.	Yds.	Avg	LG	TD
Sept 6	W	17-13	L.A. Raiders	75,418	Green	161	648	4.0	67	2
Sept 13	W	21-13	San Diego	74,367	Rivers	74	282	3.8	48	3
Sept 20	L	0-30	at Philadelphia	65,833	Lewis	73	268	3.7	22	4
Sept 27	W	12-0	at Cleveland	78,064	Elway	34	94	2.8	9	2
Oct 4	W	20-19	Kansas City	75,629	S. Smith	23	94	4.1	15	0
Oct 12	L	3-34	at Washington	56,371	Marshall	11	56	5.1	16	0
Oct 18	W	27-21	Houston	74,827	Moore	8	39	4.9	11	0
Oct 25	L	21-24	at San Diego	53,576	Maddox	9	20	2.2	11	0
Nov 8	W	27-16	New York Jets	74,678	R. Johnson	2	7	3.5	8	0
Nov 15	W	27-13	New York Giants	75,269	Jackson	3	-1	-3.3	1	0
Nov 22	L	0-24	at L.A. Raiders	50,011	Perryman	3	-1	-3	1	0
Nov 30	L	13-16	at Seattle (OT)	51,612	Sharpe	2	-6	-3.0	-3	0
Dec 6	L	27-31	Dallas	74,946	<b>BRONCOS</b>	<b>403</b>	<b>1500</b>	<b>3.7</b>	<b>67</b>	<b>11</b>
Dec 12	L	17-27	at Buffalo	71,740	<b>OPPONENTS</b>	<b>489</b>	<b>1963</b>	<b>4.0</b>	<b>37</b>	<b>10</b>
Dec 20	W	10-6	Seattle	72,570	<b>RECEIVING</b>	<b>No.</b>	<b>Yds</b>	<b>Avg</b>	<b>LG</b>	<b>TD</b>
Dec 27	L	20-42	at Kansas City	76,240						

TEAM STATISTICS		Den	Opp	Jackson	48	745	15.5	51t	8
TOTAL FIRST DOWNS		234	283	Rivers	45	449	10.0	37	1
Rushing		84	105	Marshall	26	493	19.0	80t	1
Passing		135	156	V. Johnson	24	294	12.3	40	2
Penalty		15	22	Tillman	12	211	17.6	81t	1
3rd Down: Made/Att		67/208	81/222	Russell	12	140	11.7	22	1
3rd Down Pct.		32.2	36.5	R. Johnson	10	139	13.9	48	0
4th Down: Made/Att		5/11	5/13	Green	10	79	7.9	33	0
4th Down Pct.		45.5	38.5	Kay	7	56	8.0	15	0
POSSESSION AVG.		28:14	31:46	Lewis	4	30	7.5	16	0
TOTAL NET YARDS		4430	5083	Jones	3	17	5.7	16	0
Avg. Per Game		276.9	317.7	Perryman	2	15	7.5	9	0
Total Plays		928	1001	Young	1	11	11.0	11	0
Avg. Per Play		4.8	5.1	Do. Widell	1	-7	-7.0	-7	0
NET YARDS RUSHING		1500	1903	BRONCOS	258	3312	12.8	81t	16
Avg. Per Game		93.8	122.7	OPPONENTS	268	3437	12.8	72	21
Total Rushes		403	489	INTERCEPTIONS	No.	Yds	Avg	LG	TD
NET YARDS PASSING		2930	3120	Henderson	4	79	19.8	46t	1
Avg. Per Game		183.1	195.0	D. Smith	4	10	2.5	8	0
Sacked/Yards Lost		52/382	50/317	Braxton	2	54	27.0	40	0
Gross Yards		3312	3437	Atwater	2	22	11.0	22	0
Att./Completions		473/258	462/268	Lang	1	26	26.0	26	0
Completion Pct.		54.5	58.0	Brooks	1	17	17.0	17	0
Had Intercepted		29	15	Dimry	1	2	2.0	2	0
PUNTS/AVERAGE		85/43.6	78/43.3	BRONCOS	15	210	14.0	46t	1
NET PUNTING/YARD		85/37.7	78/36.2	OPPONENTS	29	567	19.6	69	3
PENALTIES/AVG.		98/768	96/715	PUNTING	No.	Yds	Avg	Net	TB
FUMBLES/BALL LOST		29/15	33/16	Horan	37	1681	45.4	40.2	1
TOUCHDOWNS		29	30	Rodriguez	25	1066	42.6	35.4	3
Rushing		11	10	Parker	12	491	40.9	31.9	1
Passing		16	21	Daluso	10	467	46.7	40.7	2
Returns		2	4		85	3951	43.6	37.7	6

SCORE BY PERIODS						OPPONENTS									
	1	2	3	4	OT	Total	78	3380	43.3	36.2	10	19	73	1	
BRONCOS	61	40	63	98	0	262		Ret	FC	Yds	Avg	LG	TD	0	
OPPONENTS	51	121	74	80	3	329	Marshall	33	16	349	10.6	47	0	0	

SCORING	TD	R	Pa	Rt	PAT	FG	S	TP	BRONCOS OPPONENTS	39	16	353	10.8	47	0
Treadwell	0	0	0	0	28/28	20/24	0	88	KICKOFF RETURNS	No.	Yds	Avg	LG	TD	
Jackson	8	0	8	0	0/0	0/0	0	48	Green	5	76	15.2	20	0	
Lewis	4	4	0	0	0/0	0/0	0	24	R. Johnson	2	47	23.5	34	0	
Rivers	4	3	1	0	0/0	0/0	0	24	Marshall	8	132	16.5	21	0	
Elway	2	2	0	0	0/0	0/0	0	12	Montgomery	21	466	22.2	64	0	
Green	2	2	0	0	0/0	0/0	0	12	Oliver	1	20	20.0	20	0	
V. Johnson	2	0	2	0	0/0	0/0	0	12	Robinson	4	89	22.3	26	0	
Sharpe	2	0	2	0	0/0	0/0	0	12	Russell	7	154	22.0	33	0	
Brooks	1	0	0	1	0/0	0/0	0	6	S. Smith	2	31	15.5	21	0	
Henderson	1	0	0	1	0/0	0/0	0	6	Traylor	1	13	13.0	13	0	
R. Johnson	1	0	1	0	0/0	0/0	0	6	BRONCOS OPPONENTS	51	1028	20.2	64	0	
Marshall	1	0	1	0	0/0	0/0	0	6		13	254	19.5	47	0	
Ellman	1	0	0	0	0/0	0/0	0	6							
Daluiso	0	0	0	0	0/0	0/1	0	0	FIELD GOALS	1-19	20-29	30-39	40-49	50+	
BRONCOS OPPONENTS	29	11	16	2	28/29	20/25	0	262	Treadwell	1/1	9/10	6/8	4/5	0/0	
	35	10	21	4	35/35	28/38	0	329							

**SACKS:** Fletcher 16.0, Mecklenburg 7.5, Dronett 6.5, Kragen 5.5, Croel 5.0, Mills 2.0, Sochia 1.5, Walker 1.5, Atwater 1.0, Lang 1.0, Traylor 1.0, Holmes 0.5. **BRONCOS 50.0. OPPONENTS 52.0**

PASSING	Att.	Comp.	Yds.	Cmp.%	Yd./Att.	TD	TD%	Int.	Int.%	LG	Sacked	Rating
Elway	316	174	2242	55.1	7.09	10	3.2	17	5.4	80t	36/272	65.7
Madrid	121	66	645	54.5	5.1	5	0	9	7.4	38	10/60	58.4
Moore	34	17	232	50.0	6.82	0	0.0	3	8.8	40	6/50	35.4
Lewis	1	0	0	0.0	0.0	0	0.0	0	0.0	0	0/0	39.6
Marshall	1	1	81	100.0	81.00	1	100.0	0	0.0	81t	0/0	158.3
<b>BRONCOS</b>	<b>473</b>	<b>258</b>	<b>3312</b>	<b>54.5</b>	<b>7.00</b>	<b>16</b>	<b>3.4</b>	<b>29</b>	<b>6.1</b>	<b>81t</b>	<b>52/382</b>	<b>62.4</b>
<b>OPPONENTS</b>	<b>462</b>	<b>268</b>	<b>3437</b>	<b>58.0</b>	<b>7.44</b>	<b>21</b>	<b>4.5</b>	<b>15</b>	<b>3.2</b>	<b>72t</b>	<b>50/317</b>	<b>63.0</b>

## 1993 FINAL STATISTICS (9-7)

**Head Coach:** Wade Phillips    **AFC West:** 3rd    **Home Stadium:** Mile High Stadium

Date	W/L	Score	Opponent	Attend.	RUSHING	No.	Yds.	Avg	LG	TD
Sept 5	W	26-20	at New York Jets	68,130	Bernstine	223	816	3.7	24	4
Sept 12	W	34-17	San Diego	75,074	Delpino	131	445	3.4	18	8
Sept 20	L	7-15	at Kansas City	78,453	Milburn	52	231	4.4	26	0
Oct 3	W	35-13	Indianapolis	74,953	Elway	44	153	3.5	18	0
Oct 10	L	27-30	at Green Bay	58,943	Rivers	15	50	3.3	14	1
Oct 18	L	20-23	L. A. Raiders	75,712	Rouen	1	0	0.0	0	0
Oct 31	W	28-17	Seattle	73,644	Maddox	2	-2	-1.0	-1	0
Nov 7	W	29-14	at Cleveland	77,818	<b>BRONCOS</b>	<b>468</b>	<b>1693</b>	<b>3.6</b>	<b>26</b>	<b>13</b>
Nov 14	L	23-26	Minnesota	67,329	<b>OPPONENTS</b>	<b>397</b>	<b>1418</b>	<b>3.6</b>	<b>28</b>	<b>6</b>
Nov 21	W	37-13	Pittsburgh	74,840						
Nov 28	W	17-9	at Seattle	57,812	<b>RECEIVING</b>	<b>No.</b>	<b>Yds</b>	<b>Avg</b>	<b>LG</b>	<b>TD</b>
Dec 5	L	10-13	at San Diego	60,233	Sharpe	81	995	12.3	63	9
Dec 12	W	27-21	Kansas City	75,822	Russell	44	719	16.3	43	3
Dec 18	W	13-3	at Chicago	53,056	Bernstine	44	372	8.5	41	0
Dec 26	L	10-17	Tampa Bay	73,434	Milburn	38	300	7.9	50	3
Jan 2	L	30-33	at L.A. Raiders (OT)	66,904	Johnson, V.	36	517	14.4	56	3

TEAM STATISTICS	Den	Opp	Marshall	28	360	12.9	40	2
TOTAL FIRST DOWNS	327	280	Delpino	26	195	7.5	25	0
Rushing	105	86	Johnson, R.	20	243	12.2	38	1
Passing	187	181	Tillman	17	193	11.4	30	2
Penalty	35	13	Kimbrough	8	79	9.9	16	0
3rd Down: Made/Att	98/225	71/215	Rivers	6	59	9.8	17	1
3rd Down Pct.	43.6	33.0	Taylor, K.	1	28	28.0	28	0
4th Down: Made/Att	2/11	8/17	Wyman	1	1	1.0	1	1
4th Down Pct.	18.2	47.1	BRONCOS	350	4061	11.6	63	27
			OPPONENTS	314	3969	12.6	74	21

POSESSION AVG.	31:23	28:37							
TOTAL NET YARDS	5461	5149	INTERCEPTIONS	No.	Yds	Avg	LG	TD	
Avg. Per Game	341.3	321.8	Smith	3	57	19.0	36	0	
Total Plays	1060	1005	Braxton	3	37	12.3	25	0	
Avg. Per Play	5.2	5.1	Atwater	2	81	40.5	68	0	

Avg. Per Game	1693	1418	Arwacht	2	37	-6.5	33
NET YARDS RUSHING			Dronett	2	13	6.5	7
Avg. Per Game	105.8	88.6	Lang	2	4	2.0	4
Total Rushes	468	397	Croel	1	22	22.0	22

NET YARDS PASSING	3768	3731	F. Robinson	1	13	13.0	13	0
Avg. Per Game	235.5	233.2	Wyman	1	9	9.0	9	0
Sacked/Yards Lost	39/293	46/238	Bradford	1	0	0.0	0	0

Gross Yards	4061	3969	Dimry	1	0	0.0	0	0
Att./Completions	553/350	562/314	Hall	1	0	0.0	0	0
Completion Pct.	63.3	55.9	<b>BRONCOS</b>	<b>18</b>	<b>236</b>	<b>13.1</b>	<b>68</b>	<b>1</b>

PUNTS/AVERAGE	68/44.4	81/43.7
NET PUNTING AVG.	68/37.1	81/36.0
PENALTIES/YARDS	112/922	128/962

[illegible]

Passing Returns	27	21	<b>PUNT RETURNS</b>	Ret	FC	Yds	Avg	LG	TD
	2	0	Milburn	41	11	425	10.6	54	0
			Bradford	1	0	0	0.0	0	0

SCORE BY PERIODS	1	2	3	4	OT	Total	BRONCOS	41	11	425	10.4	54	0
BRONCOS	66	147	91	69	0	373	OPPONENTS	33	8	337	10.2	37	0
OPPONENTS	53	82	62	84	3	284							

SCORING	TD	Ru	Pa	Rt	PAT	FG	S	TP	KICKOFF RETURNS	No.	Yds	Avg	LG	TD
Elam	0	0	0	0	41/42	26/35	0	119	Russell	18	374	20.8	49	0
									Milburn	12	188	15.7	26	0

Sharpe	9	0	9	0	0/0	0/0	0	54	Delpino	7	146	20.9	49	0
Delpino	8	8	0	0	0/0	0/0	0	48	Meeks	1	9	9.0	9	0
Johnson, V.	5	0	5	0	0/0	0/0	0	30	Sharpe	1	0	0.0	0	0
De Long	4	4	0	0	0/0	0/0	0	0	De Long	20	717	18.9	40	0

Bernstine	4	4	0	0	0/0	0/0	0	24	BRONCOS	39	117	18.4	49	0
Russell	4	0	3	1	0/0	0/0	0	24	OPPONENTS	63	1119	17.8	68	0
Milburn	3	0	3	0	0/0	0/0	0	18						
Rivers	2	1	1	0	0/0	0/0	1	14	FIELD GOALS	1-19	20-29	30-39	40-49	50+

Marshall	2	0	2	0	0/0	0/0	0	12	Elam	0/0	11/12	7/7	4/10	4/6
Tillman	2	0	2	0	0/0	0/0	0	12	<b>OPPONENTS</b>	<b>1/1</b>	<b>8/8</b>	<b>10/10</b>	<b>8/12</b>	<b>4/5</b>
Croel	1	0	0	1	0/0	0/0	0	6						

Johnson, R.	1	0	1	0	0/0	0/0	0	6	<b>Elam:</b> (28G,30G,30G,41G) (20G,54G) ( ) (53N) (47G,37G)
Wyman	1	0	1	0	0/0	0/0	0	6	(40G,42N,37G) (47N) (22G,38G) (26B,53G) (48G,27G,28G)
<b>BRONCOS</b>	<b>42</b>	<b>13</b>	<b>27</b>	<b>2</b>	<b>41/42</b>	<b>26/35</b>	<b>1</b>	<b>373</b>	(25G,40N) (30G,42N) (36G,53G) (29G,24G,41N) (51N,24G)
<b>OPPONENTS</b>	<b>27</b>	<b>6</b>	<b>21</b>	<b>0</b>	<b>27/27</b>	<b>31/36</b>	<b>1</b>	<b>284</b>	(52G,24G,27G,40N)

**SACKS:** Fletcher 13.5, Mecklenburg 9.0, Dronett 7.0, Croel 5.0, J. Robinson 3.5, Kragen 3.0, Wyman 2.0, Atwater 1.0, Oshodin 1.0, Williams 1.0. **BRONCOS 46.0. OPPONENTS 39.0.**

PASSING	Att.	Comp.	Yds.	Cmp.%	Yd./Att.	TD	TD%	Int.	Int.%	LG	Sacked	Rating
Elway	551	348	4030	63.2	7.31	25	4.5	10	1.8	63	39/293	92.8
Maddox	1	1	1	100.0	1.00	1	100.0	0	0.0	1	0/0	118.8
Marshall	1	1	30	100.0	30.00	1	100.0	0	0.0	30t	0/0	158.3
BRONCOS	553	350	4061	63.3	7.34	27	4.9	10	1.8	63	39/293	94.2
OPPONENTS	562	314	3969	55.9	7.06	21	3.7	18	3.2	74t	46/238	77.2



# 1994 FINAL STATISTICS (7-9)

Head Coach: Wade Phillips    AFC West: 4th    Home Stadium: Mile High Stadium

Date	W/L	Score	Opponent	Attend.	RUSHING	No.	Yds.	Avg	LG	TD
Sept 4	L	34-37	San Diego	74,032	L. Russell	190	620	3.3	22t	9
Sept 11	L	22-25	at N.Y. Jets (OT)	73,436	Elway	58	235	4.1	22	4
Sept 18	L	16-48	L.A. Raiders	75,764	Milburn	58	201	3.5	20	1
Sept 26	L	20-27	at Buffalo	75,373	Clark	56	168	3.0	12	3
Oct 9	W	16-9	at Seattle	63,872	Bernstine	17	91	5.4	24	0
Oct 17	L	28-31	Kansas City	75,151	Rivers	43	83	1.9	11	2
Oct 23	W	20-15	at San Diego	61,626	Millen	5	57	11.4	24	0
Oct 30	W	26-14	Cleveland	73,190	Campbell	2	6	3.0	6	0
Nov 6	L	21-27	at L.A. Rams	48,103	D. Russell	1	6	6.0	6	0
Nov 13	W	17-10	Seattle	71,290	Miller	1	3	3.0	3	0
Nov 20	W	32-28	Atlanta	70,594	<b>BRONCOS</b>	<b>431</b>	<b>1470</b>	<b>3.4</b>	<b>24</b>	<b>19</b>
Nov 27	W	15-13	Cincinnati	69,714	<b>OPPONENTS</b>	<b>432</b>	<b>1752</b>	<b>4.1</b>	<b>36</b>	<b>12</b>
Dec 4	W	20-17	at Kansas City (OT)	77,631	<b>RECEIVING</b>	<b>No.</b>	<b>Yds</b>	<b>Avg</b>	<b>LG</b>	<b>TD</b>
Dec 11	L	13-23	at L.A. Raiders	60,016	Sharpe	87	1010	11.6	44	4
Dec 17	L	19-42	at San Francisco	64,884	Milburn	77	549	7.1	33	3
Dec 24	L	28-30	New Orleans	64,445	Miller	60	1107	18.5	76	5

TEAM STATISTICS	Den	Opp
TOTAL FIRST DOWNS	346	303
Rushing	101	103
Passing	202	182
Penalty	43	18
3rd Down: Made/Att	87/231	86/217
3rd Down Pct.	37.7	39.6
4th Down: Made/Att	7/17	3/10
4th Down Pct.	41.2	30.0
POSSESSION AVG.	30:58	29:02
TOTAL NET YARDS	5487	5907
Avg. Per Game	342.9	369.2
Total Plays	1112	1023
Avg. Per Play	4.9	5.8
NET YARDS RUSHING	1470	1752
Avg. Per Game	91.9	109.5
Total Rushes	431	432
NET YARDS PASSING	4017	4155
Avg. Per Game	251.1	259.7
Sacked/Yards Lost	55/366	23/141
Gross Yards	4383	4296
Att./Completions	626/388	568/322
Completion Pct.	62.0	56.7
Had Intercepted	13	12
PUNTS/AVERAGE	76/42.9	76/43.5
NET PUNTING AVG.	76/37.1	76/35.8
PENALTIES/YARDS	101/865	134/1031
FUMBLES/BALL LOST	27/18	24/14
TOUCHDOWNS	37	43
Rushing	19	12
Passing	18	28
Returns	0	3

SCORE BY PERIODS	1	2	3	4	OT	Total
BRONCOS	53	96	102	93	3	347
OPPONENTS	64	148	77	104	3	396

SCORING	TD	Ru	Pa	Rt	PAT	FG	S	TP
Elam	0	0	0	0	29/29	30/37	0	119
L. Russell	9	9	0	0	0/0	0/0	0	54
Miller	5	0	5	0	0/0	0/0	0	32
Sharpe	4	0	4	0	0/0	0/0	0	28
Elway	4	4	0	0	0/0	0/0	0	24
Milburn	4	1	3	0	0/0	0/0	0	24
Clark	3	3	0	0	0/0	0/0	0	18
Evans	2	0	2	0	0/0	0/0	0	12
Rivers	2	2	0	0	0/0	0/0	0	12
Campbell	1	0	1	0	0/0	0/0	0	6
Pritchard	1	0	1	0	0/0	0/0	0	6
D. Russell	1	0	1	0	0/0	0/0	0	6
Tillman	1	0	1	0	0/0	0/0	0	6
<b>BRONCOS</b>	<b>37</b>	<b>19</b>	<b>18</b>	<b>0</b>	<b>29/29</b>	<b>30/37</b>	<b>0</b>	<b>347</b>
<b>OPPONENTS</b>	<b>43</b>	<b>12</b>	<b>28</b>	<b>3</b>	<b>35/35</b>	<b>31/37</b>	<b>0</b>	<b>396</b>

2pt. conversions: Sharpe 2, Miller. **TEAM 3-8, OPPONENTS 5-8.**

**SACKS:** Fletcher 7.0, Dronett 6.0, Washington 2.5, Hasselbach 2.0, Mecklenburg 1.5, Alexander 1.0, Bradford 1.0, Robinson 1.0, D. Smith 1.0. **BRONCOS 23.0, OPPONENTS 55.0.**

PASSING	Att.	Comp.	Yds.	Cmp.%	Yd./Att.	TD	TD%	Int.	Int.%	LG	Sacked	Rating
Elway	494	307	3490	62.1	7.06	16	3.2	10	2.0	63	46/303	85.7
Millen	131	81	893	61.8	6.82	2	1.5	3	2.3	76	9/63	77.6
Rivers	1	0	0	0.0	0.00	0	0.0	0	0.0	0	0/0	39.6
<b>BRONCOS</b>	<b>626</b>	<b>388</b>	<b>4383</b>	<b>62.0</b>	<b>7.00</b>	<b>18</b>	<b>2.9</b>	<b>13</b>	<b>2.1</b>	<b>76</b>	<b>55/366</b>	<b>83.8</b>
<b>OPPONENTS</b>	<b>568</b>	<b>322</b>	<b>4296</b>	<b>56.7</b>	<b>7.56</b>	<b>28</b>	<b>4.9</b>	<b>12</b>	<b>2.1</b>	<b>75t</b>	<b>23/141</b>	<b>88.5</b>

# 1995 FINAL STATISTICS (8-8)

Head Coach: Mike Shanahan    AFC West: 4th    Home Stadium: Mile High Stadium

Date	W/L	Score	Opponent	Attend.	RUSHING	No.	Yds.	Avg	LG	TD
Sept 3	W	22-7	Buffalo	75,157	Davis	237	1117	4.7	60t	7
Sept 10	L	21-31	at Dallas	64,578	Craver	73	333	4.6	23	5
Sept 17	W	38-31	Washington	71,930	Milburn	49	266	5.4	29	0
Sept 24	L	6-17	at San Diego	58,978	Elway	41	176	4.3	25	1
Oct 1	L	10-27	at Seattle	49,914	Bernstine	23	76	3.3	18	1
Oct 8	W	37-3	at New England	60,074	Pritchard	6	17	2.8	9	0
Oct 16	W	27-0	Oakland	75,491	Millen	3	8	2.7	7	0
Oct 22	L	7-21	Kansas City	71,044	Miller	1	5	5.0	5	0
Nov 5	W	38-6	Arizona	71,488	Rivers	2	2	1.0	1	0
Nov 12	L	13-31	at Philadelphia	60,842	McCaffrey	1	-1	-1.0	-1	0
Nov 19	W	30-27	San Diego	74,681	Musgrave	4	-4	-1.0	0	0
Nov 26	L	33-42	at Houston	36,113	<b>BRONCOS</b>	<b>440</b>	<b>1995</b>	<b>4.5</b>	<b>60t</b>	<b>14</b>
Dec 3	W	31-23	Jacksonville	72,231	<b>OPPONENTS</b>	<b>451</b>	<b>1895</b>	<b>4.2</b>	<b>74t</b>	<b>19</b>
Dec 10	L	27-31	Seattle	71,488	<b>RECEIVING</b>	<b>No.</b>	<b>Yds</b>	<b>Avg</b>	<b>LG</b>	<b>TD</b>
Dec 17	L	17-20	at Kansas City	75,061	Sharpe	63	756	12.0	49	4
Dec 24	W	31-28	at Oakland	50,074	Miller	59	1079	18.3	62t	14

TEAM STATISTICS	Den	Opp
TOTAL FIRST DOWNS	344	322
Rushing	114	114
Passing	205	186
Penalty	25	22
3rd Down: Made/Att	89/207	92/212
3rd Down Pct.	43.0	43.4
4th Down: Made/Att	8/18	10/21
4th Down Pct.	44.4	47.6
POSSESSION AVG.	30:09	29:51
TOTAL NET YARDS	6040	5193
Avg. Per Game	377.5	324.6
Total Plays	1060	1010
Avg. Per Play	5.7	5.1
NET YARDS RUSHING	1995	1895
Avg. Per Game	124.7	118.4
Total Rushes	440	451
NET YARDS PASSING	4045	3298
Avg. Per Game	252.8	206.1
Sacked/Yards Lost	26/215	30/220
Gross Yards	4260	3518
Att./Completions	594/350	529/297
Completion Pct.	58.9	56.1
Had Intercepted	14	8
PUNTS/AVERAGE	54/40.9	76/42.8
NET PUNTING AVG.	54/37.3	76/34.9
PENALTIES/YARDS	103/848	103/848
FUMBLES/BALL LOST	25/16	20/13
TOUCHDOWNS	42	44
Rushing	14	19
Passing	27	20
Returns	1	5

SCORE BY PERIODS	1	2	3	4	OT	Total
BRONCOS	96	137	64	91	—	388
OPPONENTS	72	103	68	102	—	345

SCORING	TD	Ru	Pa	Rt	PAT	FG	S	TP
Elam	0	0	0	0	39/39	31/38	0	132
Miller	14	0	14	0	0/0	0/0	0	84
Davis	8	7	1	0	0/0	0/0	0	48
Craver	6	5	1	0	0/0	0/0	0	36
Sharpe	4	0	4	0	0/0	0/0	0	24
Pritchard	3	0	3	0	0/0	0/0	0	18
McCaffrey	2	0	2	0	0/0	0/0	0	14
Elway	1	1	0	0	0/0	0/0	0	14
Bernstine	1	1	0	0	0/0	0/0	0	6
Evans	1	0	1	0	0/0	0/0	0	6
Smith	1	0	1	0	0/0	0/0	0	6
Crockett	1	0	0	1	0/0	0/0	0	6
<b>BRONCOS</b>	<b>42</b>	<b>14</b>	<b>27</b>	<b>1</b>	<b>39/39</b>	<b>31/38</b>	<b>0</b>	<b>388</b>
<b>OPPONENTS</b>	<b>44</b>	<b>19</b>	<b>20</b>	<b>5</b>	<b>42/42</b>	<b>13/19</b>	<b>0</b>	<b>345</b>

2pt. conversion: Elway, McCaffrey. **TEAM 2-3, OPPONENTS 0-2.**

**SACKS:** Perry 6.0, Fletcher 5.0, Hasselbach 4.0, Crockett 3.0, Cadrez 2.0, Dronett 2.0, Williams 2.0, Aldridge 1.5, Burns 1.5, Jones 1.0, Robinson 1.0, Alexander 0.5, Wilson 0.5. **BRONCOS 30.0, OPPONENTS 26.0.**

PASSING	Att.	Comp.	Yds.	Cmp.%	Yd./Att.	TD	TD%	Int.	Int.%	LG	Sacked	Rating
Elway	542	316	3970	58.3	7.32	26	4.8	14	2.6	62t	22/180	86.4
Millen	40	26	197	65.0	4.93	1	2.5	0	0.0	18	4/32	85.1
Musgrave	12	8	93	66.7	7.75	0	0.0	0	0.0	23	0/0	89.9
<b>BRONCOS</b>	<b>594</b>	<b>350</b>	<b>4260</b>	<b>58.9</b>	<b>7.17</b>	<b>27</b>	<b>4.5</b>	<b>14</b>	<b>2.4</b>	<b>62t</b>	<b>26/215</b>	<b>86.4</b>
<b>OPPONENTS</b>	<b>529</b>	<b>297</b>	<b>3518</b>	<b>56.1</b>	<b>6.65</b>	<b>20</b>	<b>3.8</b>	<b>8</b>	<b>1.5</b>	<b>57</b>	<b>30/220</b>	<b>82.9</b>



## 1996 FINAL STATISTICS (13-3)

Head Coach: Mike Shanahan AFC West: 1st Home Stadium: Mile High Stadium

Date	W/L	Score	Opponent	Attend.	RUSHING	No.	Yds.	Avg	LG	TD
Sept 1	W	31-6	New York Jets	70,595	Davis	345	1538	4.5	71t	13
Sept 8	W	30-20	at Seattle	43,671	Hebron	49	262	5.3	47	0
Sept 15	W	27-23	Tampa Bay	71,535	Elway	50	249	5.0	22	4
Sept 22	L	14-17	at Kansas City	79,439	Craver	59	232	3.9	28	2
Sept 29	W	14-10	at Cincinnati	51,798	Lewis	4	39	9.8	18	0
Oct 6	W	28-17	San Diego	75,058	Miller	3	39	13.0	26t	1
Oct 20	W	45-34	Baltimore	70,453	Rivers	2	6	3.0	3	0
Oct 27	W	34-7	Kansas City	75,652	R. Smith	1	1	1.0	1	0
Nov 4	W	22-21	at Oakland	61,179	Musgrave	12	-4	-0.3	6	0
Nov 10	W	17-12	Chicago	75,555	<b>BRONCOS</b>	525	2362	4.5	71t	20
Nov 17	W	34-8	at New England	59,452	<b>OPPONENTS</b>	345	1331	3.9	56	5
Nov 24	W	21-17	at Minnesota	59,142						
Dec 1	W	34-7	Seattle	74,982	<b>RECEIVING</b>	No.	Yds	Avg	LG	TD
Dec 8	L	6-41	at Green Bay	60,712	Sharpe	80	1062	13.3	51	10
Dec 15	W	24-19	Oakland	75,466	Miller	56	735	13.1	46	3
Dec 22	L	10-16	at San Diego	46,801	McCaffrey	48	553	11.5	39t	7
					Craver	39	297	7.6	39t	1

TEAM STATISTICS	Den	Opp
TOTAL FIRST DOWNS	336	261
Rushing	134	67
Passing	180	165
Penalty	22	29
3rd Down: Made/Att	112/229	78/217
3rd Down Pct.	48.9	35.9
4th Down: Made/Att	6/11	7/16
4th Down Pct.	54.5	43.8
POSSESSION AVG.	33:17	26:43
TOTAL NET YARDS	5791	4470
Avg. Per Game	361.9	279.4
Total Plays	1092	951
Avg. Per Play	5.3	4.7
NET YARDS RUSHING	2362	1331
Avg. Per Game	147.6	83.2
Total Rushes	525	345
NET YARDS PASSING	3429	3139
Avg. Per Game	214.3	196.2
Sacked/Yards Lost	31/233	40/274
Gross Yards	3662	3413
Att./Completions	536/327	566/302
Completion Pct.	61.0	53.4
Had Intercepted	17	23
PUNTS/AVERAGE	65/41.8	83/46.1
NET PUNTING AVG.	65/36.2	83/37.4
PENALTIES/YARDS	109/949	119/834
FUMBLES/BALL LOST	27/15	26/9
TOUCHDOWNS	47	31
Rushing	20	5
Passing	26	22
Returns	1	4

SCORE BY PERIODS	1	2	3	4	OT	Total
BRONCOS	131	132	65	63	—	391
OPPONENTS	52	77	78	68	—	275

SCORING	TD	Ru	Pa	Rt	PAT	FG	2pt	TP
Elam	0	0	0	0	46/46	21/28	0	109
Davis	15	13	2	0	0	0	0	90
Sharpe	10	0	10	0	0	0	0	60
McCaffrey	7	0	7	0	0	0	0	42
Elway	4	4	0	0	0	0	0	24
Miller	4	1	3	0	0	0	0	24
Craver	3	2	1	0	0	0	0	18
R. Smith	2	0	2	0	0	0	0	12
Braxton	1	0	0	1	0	0	0	6
Sherrard	1	0	1	0	0	0	0	6
<b>BRONCOS</b>	47	20	26	1	46/46	21/28	0	391
<b>OPPONENTS</b>	31	5	22	4	25/25	20/23	2	275

2pt. conversions: TEAM 0-1, OPPONENTS 2-6.

**SACKS:** A. Williams 13.0, Geathers 5.0, Tanuvasa 5.0, Crockett 4.0, Perry 3.5, Romanowski 3.0, Hasselbach 2.0, Lodish 1.5, Mobley 1.5, D. Williams 1.0, Robinson 0.5. **BRONCOS 40.0, OPPONENTS 31.0.**

PASSING	Att.	Comp.	Yds.	Cmp.%	Yd./Att.	TD	TD%	Int.	Int.%	LG	Sacked	Rating
Elway	466	287	3328	61.6	7.14	26	5.6	14	3.0	51	26/194	89.2
Musgrave	52	31	276	59.6	5.31	0	0.0	2	3.8	46	4/32	57.9
Lewis	17	9	58	52.9	3.41	0	0.0	1	5.9	11	1/7	35.9
Craver	1	0	0	0.0	0.00	0	0.0	0	0.0	0	0/0	39.6
<b>BRONCOS</b>	536	327	3662	61.0	6.83	26	4.9	17	3.2	51	31/233	84.3
<b>OPPONENTS</b>	566	302	3413	53.4	6.03	22	3.9	23	4.1	51t	40/274	67.7

## 1997 FINAL STATISTICS (12-4)

Head Coach: Mike Shanahan AFC West: 2nd Home Stadium: Mile High Stadium

Date	W/L	Score	OT	Opponent	Attendance	RUSHING	No.	Yds	Avg	LG	TD
Aug 31	W	19-3		Kansas City	75,600	Davis	369	1750	4.7	50t	15
Sept 7	W	35-14		at Seattle	55,859	Hebron	49	222	4.5	46	1
Sept 14	W	35-14		St. Louis	74,338	Elway	50	218	4.4	23	1
Sept 21	W	38-20		Cincinnati	73,871	Loville	25	124	5.0	17	1
Sept 28	W	29-21		at Atlanta	48,211	Griffith	9	34	3.8	9	0
Oct 6	W	34-13		New England	75,821	R. Smith	5	16	3.2	21	0
Oct 19	L	25-28		at Oakland	57,006	D. Smith	4	10	2.5	11	0
Oct 26	W	23-20	OT	at Buffalo	78,458	Brister	4	2	0.5	2	0
Nov 2	W	30-27		Seattle	74,212	Lewis	5	2	0.4	5	0
Nov 9	W	34-0		Carolina	71,408	<b>BRONCOS</b>	520	2378	4.6	50t	18
Nov 16	L	22-24		at Kansas City	77,963	<b>OPPONENTS</b>	381	1803	4.7	83t	10
Nov 24	W	31-3		Oakland	75,307						
Nov 30	W	38-28		at San Diego	54,245	<b>RECEIVING</b>	No.	Yds	Avg	LG	TD
Dec 7	L	24-35		at Pittsburgh	59,739	Sharpe	72	1107	15.4	68t	3
Dec 15	L	17-34		at San Francisco	68,461	R. Smith	70	1180	16.9	78	12
Dec 21	W	38-3		San Diego	69,632	McCaffrey	45	590	13.1	35	8

TEAM STATISTICS	Den	Opp
TOTAL FIRST DOWNS	340	258
Rushing	138	83
Passing	172	145
Penalty	30	30
3rd Down: Made/Att	92/217	65/207
3rd Down Pct.	42.4	31.4
4th Down: Made/Att	7/16	8/19
4th Down Pct.	43.8	42.1
POSSESSION AVG.	32:07	27:53
TOTAL NET YARDS	5872	4671
Avg. Per Game	367.0	291.9
Total Plays	1068	951
Avg. Per Play	5.5	4.9
NET YARDS RUSHING	2378	1803
Avg. Per Game	148.6	112.7
Total Rushes	520	381
NET YARDS PASSING	3494	2868
Avg. Per Game	218.4	179.3
Sacked/Yards Lost	35/210	44/298
Gross Yards	3704	3166
Att./Completions	513/287	526/290
Completion Pct.	55.9	55.1
Had Intercepted	11	18
PUNTS/AVERAGE	60/43.3	94/43.5
NET PUNTING AVG.	60/38.1	94/35.7
PENALTIES/YDS.	116/1006	130/1118
FUMBLES/LOST	25/10	27/13
TOUCHDOWNS	55	35
Rushing	18	10
Passing	27	20
Returns	10	5

SCORE BY PERIODS	1	2	3	4	OT	Total
BRONCOS	107	140	137	85	3	472
OPPONENTS	34	100	68	85	0	287

SCORING	TD	Ru	Pa	Ret	PAT	FG	S	TP
Elam	0	0	0	0	46/46	26/36	0	124
Davis	15	15	0	0	0	0	0	96
R. Smith	12	0	12	0	0	0	0	72
McCaffrey	8	0	8	0	0	0	0	48
Gordon	4	0	0	4	0	0	0	24
Sharpe	3	0	3	0	0	0	0	20
Green	2	0	2	0	0	0	0	12
Bentley TM	0	0	0	0	4/4	2/3	0	10
Atwater	1	0	0	1	0	0	0	6
Braxton	1	0	0	1	0	0	0	6
Carswell	1	0	1	0	0	0	0	6
Elway	1	1	0	0	0	0	0	6
Hebron	1	1	0	0	0	0	0	6
Johnson	1	0	0	1	0	0	0	6
Loville	1	1	0	0	0	0	0	6
Mobley	1	0	0	1	0	0	0	6
D. Smith	1	0	1	0	0	0	0	6
Traylor	1	0	0	1	0	0	0	6
Williams	1	0	0	1	0	0	0	6
<b>BRONCOS</b>	55	18	27	10	50/50	28/39	0	472
<b>OPPONENTS</b>	35	10	20	5	35/35	14/19	0	287

2pt. conversion: Davis 3, Sharpe, TEAM 4-5, OPPONENTS 0-0

**SACKS:** N. Smith 8.5, Tanuvasa 8.5, Williams 8.5, Mobley 4.0, Gordon 2.0, Pryce 2.0, Romanowski 2.0, Traylor 2.0, Hasselbach 1.5, Atwater 1.0, Lodish 1.0, McKyer 1.0, Braxton 0.5, Richie 0.5. **BRONCOS 44.0, OPPONENTS 35.0**

PASSING	Att.	Cmp.	Yds.	Cmp%	Yds/Att.	TD	TD%	Int	Int%	LG	Sacked	Rating
Elway	502	280	3635	55.8	7.24	27	5.4	11	2.2	78	34/203	87.5
Brister	9	6	48	66.7	5.33	0	0.0	0	0.0	15	0/0	79.9
Lewis	2	1	21	50.0	10.50	0	0.0	0	0.0	21	1/7	87.5
<b>BRONCOS</b>	513	287	3704	55.9	7.22	27	5.3	11	2.1	78	35/210	87.4
<b>OPPONENTS</b>	526	290	3166	55.1	6.02	20	3.8	18	3.4	69t	44/298	71.5



## 1998 FINAL STATISTICS (14-2)

Head Coach: Mike Shanahan AFC West: 1st Home Stadium: Mile High Stadium

Date	W-L	Score	Opponent	Attendance	RUSHING	No.	Yds	Avg	Long	TD
Sep 7	W	27-21	New England	74,745	Davis	392	2008	5.1	70	21
Sep 13	W	42-23	Dallas	75,013	Loville	53	161	3.0	12	2
Sep 20	W	34-17	at Oakland	56,578	Brister	19	102	5.4	38t	1
Sep 27	W	38-16	at Washington	71,880	Elway	37	94	2.5	16	1
Oct 4	W	41-16	Philadelphia	73,218	R. Smith	6	63	10.5	37	0
Oct 11	W	21-16	at Seattle	66,258	Hebron	9	31	3.4	8	1
Oct 25	W	37-24	Jacksonville	75,217	Griffith	4	13	3.3	16	0
Nov 1	W	33-26	at Cincinnati	59,974	Rouen	1	0	0.0	0	0
Nov 8	W	27-10	San Diego	74,925	Griese	4	-4	-1.0	0	0
Nov 16	W	30-7	at Kansas City	78,100	<b>BRONCOS</b>	<b>525</b>	<b>2468</b>	<b>4.7</b>	<b>70</b>	<b>26</b>
Nov 22	W	40-14	Oakland	75,325	<b>OPPONENTS</b>	<b>356</b>	<b>1287</b>	<b>3.6</b>	<b>45</b>	<b>8</b>
Nov 29	W	31-16	at San Diego	66,532	<b>RECEIVING</b>	<b>No.</b>	<b>Yds</b>	<b>Avg</b>	<b>Long</b>	<b>TD</b>
Dec 6	W	35-31	Kansas City	74,962	R. Smith	86	1222	14.2	58	6
Dec 13	L	16-20	at New York Giants	72,336	McCauffrey	64	1053	16.5	48	10
Dec 21	L	21-31	at Miami	74,363	Sharpe	64	768	12.0	38t	10
Dec 27	W	28-21	Seattle	74,057	Davis	25	217	8.7	35	2

### TEAM STATISTICS

#### TOTAL FIRST DOWNS

Rushing 135

Passing 186

Penalty 26

3rd Down: Made/Att 90/207

3rd Down Pct. 43.5

4th Down: Made/Att 4/10

4th Down Pct. 40.0

POSSESSION AVG. 32:08

TOTAL NET YARDS 6092

Avg. Per Game 380.8

Total Plays 1041

Avg. Per Play 5.9

NET YARDS RUSHING 2468

Avg. Per Game 154.3

Total Rushes 525

NET YARDS PASSING 3624

Avg. Per Game 226.5

Sacked/Yards Lost 25/184

Gross Yards 3808

Att./Completions 491/290

Completion Pct. 59.1

Had Intercepted 14

PUNTS/AVERAGE 67/46.2

NET PUNTING AVG. 67/37.6

PENALTIES/YARDS 115/1023

FUMBLES/BALL LOST 17/6

TOUCHDOWNS 62

Rushing 26

Passing 32

Returns 4

### SCORE BY PERIODS

BRONCOS 144

OPPONENTS 54

### SCORING

Davis 23

Elam 0

McCauffrey 10

Sharpe 10

R. Smith 7

Griffith 3

Hebron 2

Loville 2

Brister 1

Crockett 1

Elway 1

Gordon 1

Green 0

Rouen 0

**BRONCOS** 62

**OPPONENTS** 38

### 2-PT. Conversions: McCauffrey, BRONCOS 1-3, OPPONENTS 2-7

### SACKS: Pryce 8.5, Tanuvasa 8.5, Romanowski 7.5, Cadrez 4.0, N. Smith 4.0, Hasselbach 3.0, Williams 3.0, Lodish 2.0, Traylor 2.0, Washington 2.0, Johnson 1.0, Mobley 1.0, Crockett 0.5, BRONCOS 47.0, OPPONENTS 25.0

### PASSING

Elway 356

Brister 131

Griese 3

R. Smith 1

**BRONCOS** 491

**OPPONENTS** 596

Att 210

Cmp 78

Yds 986

Cmp% 59.0

Yds/Att 7.88

TD 22

TD% 6.2

Int 10

Int% 2.8

Long 58

Sack/Lost 18/135

Rating 93.0

TD 22

TD% 6.2

Int 10

Int% 2.8

Long 58

Sack/Lost 18/135

Rating 93.0

TD 22

TD% 6.2

Int 10

Int% 2.8

Long 58

Sack/Lost 18/135

Rating 93.0

TD 22

TD% 6.2

Int 10

Int% 2.8

Long 58

Sack/Lost 18/135

Rating 93.0

TD 22

TD% 6.2

Int 10

Int% 2.8

Long 58

Sack/Lost 18/135

Rating 93.0

TD 22

TD% 6.2

Int 10

Int% 2.8

Long 58

Sack/Lost 18/135

Rating 93.0

TD 22

TD% 6.2

Int 10

Int% 2.8

Long 58

Sack/Lost 18/135

Rating 93.0

TD 22

TD% 6.2

Int 10

Int% 2.8

Long 58

Sack/Lost 18/135

Rating 93.0

TD 22

TD% 6.2

Int 10

Int% 2.8

Long 58

Sack/Lost 18/135

Rating 93.0

TD 22

TD% 6.2

Int 10

Int% 2.8

Long 58

Sack/Lost 18/135

Rating 93.0

TD 22

TD% 6.2

Int 10

Int% 2.8

Long 58

Sack/Lost 18/135

Rating 93.0

## 1999 FINAL STATISTICS (6-10)

Head Coach: Mike Shanahan AFC West: 5th Home Stadium: Mile High Stadium

Date	W-L	Score	Opponent	Attendance	RUSHING	No.	Yds	Avg	Long	TD
Sep 13	L	21-38	Miami	75,623	Gary	276	1159	4.2	71	7
Sep 19	L	10-26	at Kansas City	78,683	Davis	67	211	3.1	26	2
Sep 26	L	10-13	at Tampa Bay	65,297	Loville	40	203	5.1	36t	1
Oct 3	L	13-21	New York Jets	74,181	Griese	46	138	3.0	23	2
Oct 10	W	16-13	at Oakland	55,704	Griffith	17	66	3.9	13	1
Oct 17	W	31-10	Green Bay	73,352	C. Miller	8	40	5.0	13	0
Oct 24	L	23-24	at New England	60,011	Avery LG	5	21	4.2	11	0
Oct 31	L	20-23	Minnesota	75,021	Avery TM	5	21	4.2	11	0
Nov 7	W	33-17	at San Diego	61,204	Brister	2	17	8.5	17	0
Nov 14	L	17-20	at Seattle	66,314	D. Smith	1	7	7.0	7	0
Nov 22	W	27-21	Oakland (OT)	70,012	Lynn	2	2	1.0	1	0
Dec 5	L	10-16	Kansas City	73,855	Rouen	1	0	0.0	0	0
Dec 13	L	24-27	at Jacksonville	71,357	<b>BRONCOS</b>	<b>465</b>	<b>1864</b>	<b>4.0</b>	<b>71</b>	<b>13</b>
Dec 19	W	36-30	Seattle (OT)	65,987	<b>OPPONENTS</b>	<b>440</b>	<b>1737</b>	<b>3.9</b>	<b>54</b>	<b>15</b>
Dec 25	W	17-7	at Detroit	73,158	<b>RECEIVING</b>	<b>No.</b>	<b>Yds</b>	<b>Avg</b>	<b>Long</b>	<b>TD</b>
Jan 2	L	6-12	San Diego	69,278	R. Smith	79	1020	12.9	71	4

### TEAM STATISTICS

#### TOTAL FIRST DOWNS

Rushing 107

Passing 168

Penalty 33

3rd Down: Made/Att 84/229

3rd Down Pct. 36.7

4th Down: Made/Att 6/14

4th Down Pct. 42.9

POSSESSION AVG. 31:06

TOTAL NET YARDS 5283

Avg. Per Game 330.2

Total Plays 1053

Avg. Per Play 5.0

NET YARDS RUSHING 1864

Avg. Per Game 116.5

Total Rushes 465

NET YARDS PASSING 3419

Avg. Per Game 213.7

Sacked/Yards Lost 34/227

Gross Yards 3646

Att./Completions 554/319

Completion Pct. 57.6

Had Intercepted 18

PUNTS/AVERAGE 84/46.5

NET PUNTING AVG. 84/35.6

PENALTIES/YARDS 114/872

FUMBLES/BALL LOST 33/10

TOUCHDOWNS 32

Rushing 13

Passing 16

Returns 3

### SCORE BY PERIODS

BRONCOS 79

OPPONENTS 34

### SCORING

Elam 0

Gary 7

McCauffrey 7

R. Smith 4

Carswell 2

Chamberlain 2

Davis 2

Griese 2

Griffith 2

Cadrez 1

Loville 1

Romanowski 1

Watson 1

Pryce 0

**BRONCOS** 32

**OPPONENTS** 35

### 2-PT. Conversions: Gary, BRONCOS 1-1, OPPONENTS 1-3



# 2000 FINAL STATISTICS (11-5)

Head Coach: Mike Shanahan AFC West: 2nd Home Stadium: Mile High Stadium

Date	W-L	Score	Opponent	Attendance	RUSHING	No.	Yds	Avg	Long	TD
Sep 4	L	36-41	at St. Louis	65,956	Anderson	297	1487	5.0	80t	15
Sep 10	W	42-14	Atlanta	75,466	Davis	78	282	3.6	24	2
Sep 17	W	33-24	at Oakland	62,078	Coleman	54	183	3.4	24t	1
Sep 24	L	22-23	Kansas City	74,596	Griese	29	102	3.5	18	1
Oct 1	L	19-28	New England	75,684	R. Smith	6	99	16.5	50t	1
Oct 8	W	21-7	at San Diego	56,079	Gary	13	80	6.2	25	0
Oct 15	W	44-10	Cleveland	75,811	Frerotte	22	64	2.9	13t	1
Oct 22	L	21-31	at Cincinnati	61,603	Harris TM	10	22	2.2	6	0
Nov 5	W	30-23	at New York Jets	78,305	Griffith	5	4	0.8	3	0
Nov 13	W	27-24	Oakland	75,951	Jackson	1	-1	-1.0	-1	0
Nov 19	W	38-37	San Diego	75,218	Rouen	1	-11	-11.0	-11	0
Nov 26	W	38-31	at Seattle	68,661	<b>BRONCOS</b>	<b>516</b>	<b>2311</b>	<b>4.5</b>	<b>80t</b>	<b>21</b>
Dec 3	W	38-23	at New Orleans	64,900	<b>OPPONENTS</b>	<b>344</b>	<b>1598</b>	<b>4.6</b>	<b>77t</b>	<b>13</b>
Dec 10	W	31-24	Seattle	75,218						
Dec 17	L	7-20	at Kansas City	78,406						
Dec 23	W	38-9	San Francisco	76,098						

TEAM STATISTICS	Den	Opp
TOTAL FIRST DOWNS	383	294
Rushing	124	80
Passing	223	189
Penalty	36	25
3rd Down: Made/Att	97/128	66/116
3rd Down Pct.	44.5	34.5
4th Down: Made/Att	9/17	6/18
4th Down Pct.	52.9	33.3
POSSESSION AVG.	33:15	26:45
TOTAL NET YARDS	6554	5544
Avg. Per Game	409.6	346.5
Total Plays	1115	962
Avg. Per Play	5.9	5.8
NET YARDS RUSHING	2311	1598
Avg. Per Game	144.4	99.9
Total Rushes	516	344
NET YARDS PASSING	4243	3946
Avg. Per Game	265.2	246.6
Sacked/Yards Lost	30/221	44/251
Gross Yards	4464	4197
Att./Completions	569/354	574/310
Completion Pct.	62.2	54.0
Had Intercepted	12	27
PUNTS/AVERAGE	62/39.6	73/43.8
NET PUNTING AVG.	62/32.3	73/37.4
PENALTIES/YARDS	89/792	109/898
FUMBLES/BALL LOST	26/13	31/17
TOUCHDOWNS	58	45
Rushing	21	13
Passing	28	26
Returns	9	6

SCORE BY PERIODS	1	2	3	4	OT	PTS
BRONCOS	88	156	121	120	0	485
OPPONENTS	57	120	96	96	0	369

SCORING	TD	Ru	Pa	Ret	K-PAT	FG	S	PTS
Elam	0	0	0	0	49/49	18/24	0	103
Anderson	15	15	0	0	0	0	0	92
McCaffrey	9	0	0	0	0	0	0	54
R. Smith	9	1	8	0	0	0	0	54
Nedney TM	0	0	0	0	4/4	8/10	0	28
Lindsey LG	0	0	0	0	5/5	5/7	0	20
Carswell	3	0	3	0	0	0	0	18
De. Clark	3	0	3	0	0	0	0	18
Davis	2	2	0	0	0	0	0	12
Griffith	2	0	2	0	0	0	0	12
Spencer	2	0	0	2	0	0	0	12
Buckley	1	0	0	1	0	0	0	6
Chamberlain	1	0	0	1	0	0	0	6
Coleman	1	1	0	0	0	0	0	6
Crockett	1	1	0	0	0	0	0	6
Frerotte	1	1	0	0	0	0	0	6
Gold	1	0	0	1	0	0	0	6
Griese	1	1	0	0	0	0	0	6
Jenkins	1	0	0	1	0	0	0	6
McGriff	1	0	1	0	0	0	0	6
O'Neal	1	0	0	1	0	0	0	6
Pryce	1	0	0	1	0	0	0	6
D. Smith	1	0	1	0	0	0	0	6
Suttle	1	0	0	1	0	0	0	6
<b>BRONCOS</b>	<b>58</b>	<b>21</b>	<b>28</b>	<b>9</b>	<b>53/53</b>	<b>26/34</b>	<b>1</b>	<b>485</b>
<b>OPPONENTS</b>	<b>45</b>	<b>13</b>	<b>26</b>	<b>6</b>	<b>42/43</b>	<b>19/23</b>	<b>0</b>	<b>369</b>

2-PT. Conversions: Anderson, McCaffrey, **BRONCOS 2-5, OPPONENTS 0-2**

SACKS: Pryce 12.0, Pittman 7.0, Wilson 5.0, Tanuvasa 4.0, Romanowski 3.5, Hasselbach 2.5, Gold 2.0, Mobley 2.0, Reagor 2.0, E. Brown 1.0, Crockett 1.0, Spencer 1.0, Traylor 1.0. **BRONCOS 44.0, OPPONENTS 30.0**

PASSING	Att	Cmp	Yds	Cmp%	Yds/Att	TD	TD%	Int	Int%	Long	Sack/Lost	Rating
Griese	336	216	2698	64.3	8.00	19	5.7	4	1.2	61	17/139	102.9
Frerotte	232	138	1776	59.5	7.66	9	3.9	8	3.4	44	12/77	82.1
Jackson	1	0	0	0.0	0.00	0	0.0	0	0.0	0	1/5	39.6
<b>BRONCOS</b>	<b>569</b>	<b>354</b>	<b>4464</b>	<b>62.2</b>	<b>7.85</b>	<b>28</b>	<b>4.9</b>	<b>12</b>	<b>2.1</b>	<b>61</b>	<b>30/221</b>	<b>94.2</b>
<b>OPPONENTS</b>	<b>574</b>	<b>310</b>	<b>4197</b>	<b>54.0</b>	<b>7.31</b>	<b>26</b>	<b>4.5</b>	<b>27</b>	<b>4.7</b>	<b>83t</b>	<b>44/251</b>	<b>73.1</b>

# 2001 FINAL STATISTICS (8-8)

Head Coach: Mike Shanahan AFC West: 3rd Home Stadium: INVESCO Field at Mile High

Date	W-L	Score	Opponent	Attendance	RUSHING	No.	Yds	Avg	Long	TD
Sep 10	W	31-20	New York Giants	75,735	T. Davis	167	701	4.2	57	0
Sep 23	W	38-17	at Arizona	50,913	Anderson	175	678	3.9	62t	4
Sep 30	L	13-20	Baltimore	75,082	Gary	57	228	4.0	29	1
Oct 7	W	20-6	Kansas City	75,037	Griese	50	173	3.5	24	1
Oct 14	L	21-34	at Seattle	61,837	R. Smith	3	27	9.0	17	0
Oct 21	L	10-27	at San Diego	67,521	Kasper	3	19	6.3	27	0
Oct 28	W	31-20	New England	74,750	Coleman	4	17	4.3	8	0
Nov 5	L	28-38	at Oakland	74,750	Frerotte	10	9	0.9	4t	1
Nov 11	W	26-16	San Diego	74,951	Kennison TM	3	9	3.0	10	0
Nov 18	L	10-17	Washington	74,622	Jackson	5	7	1.4	4	0
Nov 22	W	26-24	at Dallas	64,104	Montgomery	1	5	5.0	5	0
Dec 2	L	10-21	at Miami	73,938	Carter	1	4	4.0	4	0
Dec 9	W	20-7	Seattle	74,524	Hape	2	0	0.0	0	0
Dec 16	L	23-26	at Kansas City (OT)	77,778	<b>BRONCOS</b>	<b>481</b>	<b>1877</b>	<b>3.9</b>	<b>62t</b>	<b>7</b>
Dec 30	W	23-17	Oakland	75,582	<b>OPPONENTS</b>	<b>406</b>	<b>1492</b>	<b>3.7</b>	<b>60t</b>	<b>9</b>
Jan 6	L	10-29	at Indianapolis	56,192						

TEAM STATISTICS	Den	Opp
TOTAL FIRST DOWNS	304	292
Rushing	106	86
Passing	174	176
Penalty	24	30
3rd Down: Made/Att	83/219	63/191
3rd Down Pct.	37.9	33.0
4th Down: Made/Att	4/10	4/10
4th Down Pct.	40.0	40.0
POSSESSION AVG.	31:23	28:37
TOTAL NET YARDS	4817	4774
Avg. Per Game	301.1	298.4
Total Plays	1034	960
Avg. Per Play	4.7	5.0
NET YARDS RUSHING	1877	1492
Avg. Per Game	117.3	93.3
Total Rushes	481	406
NET YARDS PASSING	2940	3282
Avg. Per Game	183.8	205.1
Sacked/Yards Lost	42/268	39/279
Gross Yards	3208	3561
Att./Completions	511/312	515/308
Completion Pct.	61.1	59.8
Had Intercepted	19	22
PUNTS/AVERAGE	82/44.7	77/47.0
NET PUNTING AVG.	82/36.5	77/38.1
PENALTIES/YARDS	95/917	100/853
FUMBLES/BALL LOST	24/8	26/15
TOUCHDOWNS	35	38
Rushing	7	9
Passing	26	23
Returns	2	6

SCORE BY PERIODS	1	2	3	4	OT	PTS
BRONCOS	50	128	89	73	0	340
OPPONENTS	65	94	58	119	3	339

SCORING	TD	Ru	Pa	Ret	K-PAT	FG	S	PTS
Elam	0	0	0	0	31/31	31/36	0	124
R. Smith	11	0	11	0	0	0	0	68
De. Clark	6	0	6	0	0	0	0	36
Anderson	4	4	0	0	0	0	0	26
Carswell	4	0	4	0	0	0	0	26
Hape	3	0	3	0	0	0	0	18
Frerotte	1	1	0	0	0	0	0	6
Gary	1	1	0	0	0	0	0	6
Griese	1	0	1	0	0	0	0	6
Kennison TM	1	0	1	0	0	0	0	6
McCaffrey	1	0	1	0	0	0	0	6
O'Neal	1	0	0	1	0	0	0	6
Walker	1	0	0	1	0	0	0	6
<b>BRONCOS</b>	<b>35</b>	<b>7</b>	<b>26</b>	<b>2</b>	<b>31/31</b>	<b>31/36</b>	<b>0</b>	<b>340</b>
<b>OPPONENTS</b>	<b>38</b>	<b>9</b>	<b>23</b>	<b>6</b>	<b>36/37</b>	<b>25/29</b>	<b>0</b>	<b>339</b>

2-PT. Conversions: Anderson, Carswell, R. Smith, **BRONCOS 3-4, OPPONENTS 0-1**

SACKS: Pryce 7.0, Romanowski 7.0, Washington 4.0, Brown 3.0, Gold 3.0, Hayward 3.0, Wilson 3.0, Berry 2.0, Kennedy 2.0, McGlockton 1.0, Mobley 1.0, Pittman 1.0, Reagor 1.0, Woodall 1.0. **BRONCOS 39.0, OPPONENTS 42.0**

PASSING	Att	Cmp	Yds	Cmp%	Yds/Att	TD	TD%	Int	Int%	Long	Sack/Lost	Rating
Griese	451	275	2827	61.0	6.27	23	5.1	19	4.2	65t	38/241	78.5
Frerotte	48	30	308	62.5	6.42	3	6.3	0	0.0	26t	3/21	101.7
Jackson	12	7	73	58.3	6.08	0	0.0	0	0.0	19	1/6	76.0
<b>BRONCOS</b>	<b>511</b>	<b>312</b>	<b>3208</b>	<b>61.1</b>	<b>6.28</b>	<b>26</b>	<b>5.1</b>	<b>19</b>	<b>3.7</b>	<b>65t</b>	<b>42/268</b>	<b>80.6</b>
<b>OPPONENTS</b>	<b>515</b>	<b>308</b>	<b>3561</b>	<b>59.8</b>	<b>6.91</b>	<b>23</b>	<b>4.5</b>	<b>22</b>	<b>4.3</b>	<b>72t</b>	<b>39/279</b>	<b>77.8</b>



## 2002 FINAL STATISTICS (9-7)

Head Coach: Mike Shanahan AFC West: 2nd Home Stadium: INVESCO Field at Mile High

Date	W-L	Score	Opponent	Attendance	RUSHING	No.	Yds	Avg	Long	TD
Sep 8	W	23-16	St. Louis	75,710	Portis	273	1508	5.5	59	15
Sep 15	W	24-14	at San Francisco	67,685	Anderson	84	386	4.6	32	2
Sep 22	W	28-23	Buffalo	75,359	Gary	37	147	4.0	26	1
Sep 30	L	23-34	at Baltimore	69,538	Griese	37	107	2.9	13	1
Oct 6	W	26-9	San Diego	75,065	Lelie	4	40	10.0	24	0
Oct 13	L	22-24	Miami	75,941	Montgomery	4	27	6.8	28	0
Oct 20	W	37-34	at Kansas City (OT)	78,446	McCaffrey	2	22	11.0	17	0
Oct 27	W	24-16	at New England	68,436	Droughns	4	11	2.8	9	1
Nov 11	L	10-34	Oakland	76,643	Beuerlein	5	9	1.8	8	1
Nov 17	W	31-9	at Seattle	65,495	R. Smith	6	9	1.5	9	0
Nov 24	L	20-23	Indianapolis (OT)	75,075	Rouen TM	1	0	0.0	0	0
Dec 1	L	27-30	at San Diego (OT)	66,357	Knorr LG	1	-10	-10.0	-10	0
Dec 8	L	13-19	at New York Jets	78,521	<b>BRONCOS</b>	<b>457</b>	<b>2266</b>	<b>5.0</b>	<b>59</b>	<b>21</b>
Dec 15	W	31-24	Kansas City	75,947	<b>OPPONENTS</b>	<b>379</b>	<b>1489</b>	<b>3.9</b>	<b>76</b>	<b>21</b>
Dec 22	L	16-28	at Oakland	62,592						
Dec 29	W	37-7	Arizona	75,164						

TEAM STATISTICS	Den	Opp
TOTAL FIRST DOWNS	357	298
Rushing	125	100
Passing	199	176
Penalty	33	22
3rd Down: Made/Att	77/202	97/220
3rd Down Pct.	38.1	44.1
4th Down: Made/Att	16/23	3/6
4th Down Pct.	69.6	50.0
POSSESSION AVG.	30:29	29:31
TOTAL NET YARDS	6090	4826
Avg. Per Game	380.6	301.6
Total Plays	1057	985
Avg. Per Play	5.8	4.9
NET YARDS RUSHING	2266	1489
Avg. Per Game	141.6	93.1
Total Rushes	457	379
NET YARDS PASSING	3824	3337
Avg. Per Game	239.0	208.6
Sacked/Yards Lost	46/315	40/251
Gross Yards	4139	3588
Att./Completions	554/359	566/360
Completion Pct.	64.8	63.6
Had Intercepted	20	9
PUNTS/AVERAGE	55/39.0	77/40.9
NET PUNTING AVG.	55/32.8	77/34.8
PENALTIES/YARDS	104/877	99/829
FUMBLES/BALL LOST	21/7	23/13
TOUCHDOWNS	45	39
Rushing	21	21
Passing	21	15
Returns	3	3

INTERCEPTIONS	No.	Yds	Avg	Long	TD
O'Neal	5	70	14.0	28t	2
Reagor	1	31	31.0	31	0
Walker	1	8	8.0	8	0
K. Herndon	1	0	0.0	0	0
Washington	1	-2	-2.0	-2	0
<b>BRONCOS</b>	<b>9</b>	<b>107</b>	<b>11.9</b>	<b>31</b>	<b>2</b>
<b>OPPONENTS</b>	<b>20</b>	<b>310</b>	<b>15.5</b>	<b>98t</b>	<b>2</b>

PUNTING	No.	Yds	Avg	Net	TB	In	LG	B
Knorr LG	71	2834	39.9	34.8	6	19	59	0
Knorr TM	24	906	37.8	34.1	2	8	59	0
Rouen TM	29	1239	42.7	31.7	4	6	63	2
<b>BRONCOS</b>	<b>55</b>	<b>2145</b>	<b>39.0</b>	<b>32.8</b>	<b>6</b>	<b>14</b>	<b>63</b>	<b>2</b>
<b>OPPONENTS</b>	<b>77</b>	<b>3153</b>	<b>40.9</b>	<b>34.8</b>	<b>10</b>	<b>23</b>	<b>70</b>	<b>2</b>

PUNT RETURNS	Ret	FC	Yds	Avg	LG	TD
O'Neal	30	7	251	8.4	53	0
Poole	4	0	24	6.0	16	0
<b>BRONCOS</b>	<b>34</b>	<b>7</b>	<b>275</b>	<b>8.1</b>	<b>53</b>	<b>0</b>
<b>OPPONENTS</b>	<b>23</b>	<b>10</b>	<b>223</b>	<b>9.7</b>	<b>40</b>	<b>0</b>

KICKOFF RETURNS	No.	Yds	Avg	Long	TD
Droughns	20	516	25.8	53	0
Kasper TM	15	393	26.2	56	0
Montgomery	15	370	24.7	40	0
Reagor	4	74	18.5	25	0
Anderson	2	39	19.5	23	0
Carswell	2	14	7.0	14	0
Coleman	1	6	6.0	6	0
Gary	1	13	13.0	13	0
Hape	1	16	16.0	16	0
O'Neal	1	15	15.0	15	0
<b>BRONCOS</b>	<b>62</b>	<b>1456</b>	<b>23.5</b>	<b>56</b>	<b>0</b>
<b>OPPONENTS</b>	<b>81</b>	<b>1781</b>	<b>22.0</b>	<b>66</b>	<b>0</b>

FIELD GOALS	1-19	20-29	30-39	40-49	50+
Elam	1/1	9/9	7/9	5/11	4/6
<b>BRONCOS</b>	<b>1/1</b>	<b>9/9</b>	<b>7/9</b>	<b>5/11</b>	<b>4/6</b>
<b>OPPONENTS</b>	<b>0/0</b>	<b>8/8</b>	<b>5/7</b>	<b>8/13</b>	<b>4/4</b>

ELAM:	(41G,34G,32G)(28G)(49N)(40G,57N,44N)(36G,43B)(33G,52G,23G,40G,55G)(32G,33G,25G)(48N,19G,39N)(27G)(40N,45G)(1)(54G,24G,53N)(22G,23G,33N,46N)(30G)(25G)(44G,54G,21G)
OPPONENTS:	(41G,43G,39N,39G)(1)(38G)(23G,41G)(24G)(48N,53G)(41G,32G,43N)(26G)(47G,32G)(52G,37G,29G)(41G,54G,51G)(42N,20G,40G,49N,38B,27G)(43G,21G)(43N,21G)(1)

2-PT. Conversions: BRONCOS 0-2, OPPONENTS 1-5

SACKS: Pryce 9.0, Berry, 6.5, Gold, 6.5, Wilson 5.0, Pope 4.0, McGlockton 2.5, Dalton 1.0, Mobley 1.0, Poole 1.0, Reagor 1.0, Reese 0.5, **BRONCOS 40.0, OPPONENTS 46.0**

PASSING	Att	Cmp	Yds	Cmp%	Yds/Att	TD	TD%	Int	Int%	Long	Sack/Lost	Rating
Griese	436	291	3214	66.7	7.37	15	3.4	15	3.4	82t	34/237	85.6
Beuerlein	117	68	925	58.1	7.91	6	5.1	5	4.3	52	12/78	82.7
Smith	1	0	0	0.0	0.0	0	0.0	0	0.0	0	0/0	39.6
<b>BRONCOS</b>	<b>554</b>	<b>359</b>	<b>4139</b>	<b>64.8</b>	<b>7.47</b>	<b>21</b>	<b>3.8</b>	<b>20</b>	<b>3.6</b>	<b>82t</b>	<b>46/315</b>	<b>84.8</b>
<b>OPPONENTS</b>	<b>566</b>	<b>360</b>	<b>3588</b>	<b>63.6</b>	<b>6.34</b>	<b>15</b>	<b>2.7</b>	<b>9</b>	<b>1.6</b>	<b>75t</b>	<b>40/251</b>	<b>83.7</b>

## 2003 FINAL STATISTICS (10-6)

Head Coach: Mike Shanahan AFC West: 2nd Home Stadium: INVESCO Field at Mile High

Date	W-L	Score	Opponent	Attendance	RUSHING	No.	Yds	Avg	Long	TD
Sep 7	W	30-10	at Cincinnati	63,820	Portis	290	1591	5.5	65t	14
Sep 14	W	37-13	at San Diego	65,445	Griffin	94	345	3.7	23	0
Sep 22	W	31-10	Oakland	76,753	Anderson	70	257	3.7	44	3
Sep 28	W	20-16	Detroit	75,719	Plummer	37	205	5.5	40	3
Oct 5	L	23-24	at Kansas City	78,903	Smith	10	98	9.8	26	0
Oct 12	W	17-14	Pittsburgh	75,974	Lelie	8	43	5.4	13	0
Oct 19	L	20-28	at Minnesota	64,381	Sapp	12	31	2.6	5	0
Oct 26	L	6-26	at Baltimore	69,721	Droughns	6	14	2.3	12	0
Nov 3	L	26-30	New England	76,203	Beuerlein	5	13	2.6	7	0
Nov 16	W	37-8	San Diego	75,217	Madise	1	10	10.0	10	0
Nov 23	L	10-19	Chicago	75,540	Jackson	1	9	9.0	9	0
Nov 30	W	22-8	at Oakland	57,201	Cole	2	8	4.0	8	0
Dec 7	W	45-27	Kansas City	76,403	Kanell	6	5	0.8	9	0
Dec 14	W	23-20	Cleveland (OT)	75,358	O'Neal	1	0	0.0	0	0
Dec 21	W	31-17	at Indianapolis	57,149	<b>BRONCOS</b>	<b>543</b>	<b>2629</b>	<b>4.8</b>	<b>65t</b>	<b>20</b>
Dec 28	L	3-31	at Green Bay	70,299	<b>OPPONENTS</b>	<b>379</b>	<b>1605</b>	<b>4.2</b>	<b>98t</b>	<b>11</b>

TEAM STATISTICS	Den	Opp
TOTAL FIRST DOWNS	241	334
Rushing	133	77
Passing	162	141
Penalty	39	23
3rd Down: Made/Att	82/211	61/207
3rd Down Pct.	38.9	29.5
4th Down: Made/Att	3/13	12/25
4th Down Pct.	48.0	48.0
POSSESSION AVG.	33:53	26:07
TOTAL NET YARDS	5598	4433
Avg. Per Game	349.9	277.1
Total Plays	1047	910
Avg. Per Play	5.3	4.9
NET YARDS RUSHING	2629	1605
Avg. Per Game	164.3	100.3
Total Rushes	379	379
NET YARDS PASSING	2969	2828
Avg. Per Game	185.6	176.8
Sacked/Yards Lost	25/157	36/221
Gross Yards	3126	3049
Att./Completions	479/280	495/265
Completion Pct.	58.5	53.5
Had Intercepted	18	9
PUNTS/AVERAGE	70/42.0	85/43.1
NET PUNTING AVG.	70/32.2	85/35.5
PENALTIES/YARDS	107/1031	137/1031
FUMBLES/BALL LOST	24/6	27/11
TOUCHDOWNS	42	32
Rushing	20	11
Passing	19	17
Returns	3	4

INTERCEPTIONS	No.	Yds	Avg	Long	TD
K. Herndon	3	19	6.3	16	0
Gold	2	14	7.0	12t	1
O'Neal	1	6	6.0	6	0
Brandon	1	0	0.0	0	0
Kennedy	1	0	0.0	0	0
Walls	1	0	0.0	0	0
<b>TEAM</b>	<b>9</b>	<b>39</b>	<b>4.3</b>	<b>16</b>	<b>1</b>
<b>OPPONENTS</b>	<b>18</b>	<b>319</b>	<b>17.7</b>	<b>41</b>	<b>2</b>

PUNTING	No.	Yds	Avg	Net	TB	In	LG	B
Knorr	68	2937	43.2	32.2	6	14	62	2
<b>TEAM</b>	<b>70</b>	<b>2937</b>	<b>42.0</b>	<b>32.2</b>	<b>6</b>	<b>14</b>	<b>62</b>	<b>2</b>
<b>OPPONENTS</b>	<b>85</b>	<b>3663</b>	<b>43.1</b>	<b>35.5</b>	<b>10</b>	<b>19</b>	<b>64</b>	<b>1</b>

SCORE BY PERIODS	1	2	3	4	OT	PTS
TEAM	110	122	74	72	3	381
OPPONENTS	63	87	45	106	0	301

SCORING	TD	Ru	Pa	Ret	K-PAT	FG	S	PTS
Elam	0	0	0	0	39/39	27/31	0	120
Portis	14	14	0	0	0	0	86	0
Sharpe	8	0	8	0	0	0	48	0
Anderson	5	3	2	0	0	0	30	0
Smith	4	0	3	1	0	0	24	0
Plummer	3	3	0	0	0	0	18	0
Droughns	2	0	2	0	0	0	12	0
Lelie	2	0	2	0	0	0	12	0
Carlisle	1	0	1	0	0	0	6	0
Carswell	1	0	1	0	0	0	6	0
Gold	1	0	0	1	0	0	6	0
O'Neal	1	0	0	0	0	0	6	0
Knorr	0	0	0	0	2/2	1/1	0	5
<b>TEAM</b>	<b>42</b>	<b>20</b>	<b>19</b>	<b>3</b>	<b>41/41</b>	<b>28/32</b>	<b>1</b>	<b>381</b>
<b>OPPONENTS</b>	<b>32</b>	<b>11</b>	<b>17</b>	<b>4</b>	<b>28/29</b>	<b>25/28</b>	<b>1</b>	<b>301</b>

KICKOFF RETURNS	No.	Yds	Avg	Long	TD
Cole	30	714	23.8	34	0
Droughns	12	293	24.4	36	0
O'Neal	8	128	16.0	24	0
Madise	5	137	27.4	83	0
Anderson	2	14	7.0	14	0
Fatafeh	1	0	0.0	0	0
Putzier	1	16	16.0	16	0
<b>TEAM</b>	<b>59</b>	<b>1302</b>	<b>22.1</b>	<b>83</b>	<b>0</b>
<b>OPPONENTS</b>	<b>73</b>	<b>1679</b>	<b>23.0</b>	<b>63</b>	<b>0</b>

FIELD GOALS 1-19 20-29 30-39 40-49 50+  
Elam 0/0 10/11 6/6 9/11 2/3  
Knorr 0/0 1/1 0/0 0/0 0/0  
TEAM 0/0 11/12 6/6 9/11 2/3  
OPP



## DENVER BRONCOS STARTERS, 1960-2003

Listed below are the usual starters, by position, for the Denver Broncos on a season-by-season basis from 1960-2003. A player must have been the starter for the majority of the games that season to be designated as the starter. If the number of starting assignments at a position were virtually equal, two players have been listed, with the player who had the greater playing time listed first. The term "Ret" is used to designate someone who was a kick return specialist.

1960				1961				1962				1963			
<b>OFFENSE</b>				<b>OFFENSE</b>				<b>OFFENSE</b>				<b>OFFENSE</b>			
LE	87	Lionel Taylor		LE	87	Lionel Taylor		LE	87	Lionel Taylor		SE	87	Lionel Taylor	
LT	85	Jim Greer		LT	77	Jack Mattox		LT	72	Jerry Sturm		LT	76	Harold Olson	
LG	77	Gordon Holz		LG	60	Ken Adamson		LG	71	Jim Perkins		LG	71	Jim Perkins	
LG	60	Carl Larpenier		C	51	Mike Nichols		C	52	Ken Adamson		C	67	Bob McCullough	
C	51	Ken Adamson		RG	71	Willie Smith		RG	67	Bob McCullough		RG	62	Ernie Barnes	
RG	71	Eldon Danenhauer		RE	81	Bill Jessup		RE	75	Eldon Danenhauer		RE	75	Eldon Danenhauer	
RE	81	Pat Epperson		FL	41	Bob McNamara		FL	82	Bob Scarpitto		FL	82	Bob Scarpitto	
FL	41	Ken Carpenter		QB	18	Frank Tripucka		QB	42	Al Frazier (Ret)		QB	83	Bill Groman	
QB	18	Frank Tripucka		HB	34	Don Stone		HB	34	Don Stone		HB	34	Mickey Slaughter	
HB	20	Henry Bell		FB	33	Fred Bukaty		FB	35	Bo Dickinson		FB	3	Don Breaux	
FB	33	Dave Rolle		P	16	George Herring		P	55	Jim Fraser		P	51	Hewitt Dixon	
P	16	George Herring		PK	21	Gene Mingo/84 Jack Hill		PK	21	Gene Mingo		PK	21	Billy Joe	
PK	21	Gene Mingo		Ret	40	Al Carmichael		Ret	27	Charley Mitchell		Ret	27	Charley Mitchell	
Ret	40	Al Carmichael													
<b>DEFENSE</b>				<b>DEFENSE</b>				<b>DEFENSE</b>				<b>DEFENSE</b>			
LE	65	Joe Young		LE	66	John Cash		DE	61	Chuck Gavin		LE	83	Ray Jacobs	
LT	70	Don King		LT	64	Bud McFadin		DT	64	Bud McFadin		LT	62	Jerry Inman	
LT	64	Bud McFadin		RT	74	Gordon Holz		DT	73	Ike Lassiter		RT	75	Rex Mirich	
RT	67	John Hatley		RE	61	Chuck Gavin		DT	74	Gordon Holz		RE	80	Ron Nery	
RE	61	Chuck Gavin		LLB	53	Bob Hudson		LLB	55	Jim Fraser		LLB	50	Carl Cunningham	
LLB	33	Pete Manquum		MLB	55	Wahoo McDaniel		MLB	55	Wahoo McDaniel		MLB	57	John Huard	
LLB	53	Bob Hudson		RLB	68	Bill Roehnelt		LLB	68	Bill Roehnelt		RLB	52	Fred Forsberg	
MLB	34	Hardy Brown		RLB	62	Jerry Stalcup		LCB	47	John McGeever		LC	20	Charlie Greer	
RLB	52	Frank Kutchta		LC	41	Bob McNamara		LCB	47	John McGeever		RC	23	Drake Garrett	
LC	43	Frank Bernardi		RC	45	Jim McMillan		RCB	45	Jim McMillan		FS	28	Jack Lentz	
RC	43	John Pyeatt		LS	46	Phil Nugent		LS	46	Bob Zeman		SS	43	Pete Jacques	
LS	46	Al Romine		RS	23	Goose Gonsoulin		RS	23	Goose Gonsoulin		SS	34	Gus Hollomon	
RS	23	Goose Gonsoulin													
<b>1964</b>				<b>1965</b>				<b>1966</b>				<b>1967</b>			
<b>OFFENSE</b>				<b>OFFENSE</b>				<b>OFFENSE</b>				<b>OFFENSE</b>			
SE	87	Lionel Taylor		SE	87	Lionel Taylor		SE	87	Lionel Taylor		SE	41	Eric Crabtree	
LT	73	Harold Olson		LT	77	Bob Breitenstein		LT	76	Bob Breitenstein		LT	64	Sam Brunelli	
LG	71	Jim Perkins		LG	72	Jerry Sturm		LG	72	Jerry Sturm		LG	67	George Goeddeke	
LG	68	Tom Nomina		C	52	Ray Kubala		C	52	Ray Kubala		C	59	Larry Kaminski	
C	72	Jerry Sturm		RG	67	Bob McCullough		RG	79	John Gonzaga		RG	73	Pat Mattson	
RG	67	Bob McCullough		RE	75	Eldon Danenhauer		RE	74	Lee Burnet		RE	78	Tom Chichowski	
RE	75	Eldon Danenhauer		TE	30	Hewitt Dixon		TE	88	Al Denson		TE	85	Tom Beer	
TE	30	Hewitt Dixon		FL	82	Bob Scarpitto		FL	82	Bob Scarpitto		FL	88	Al Denson	
FL	82	Bob Scarpitto		QB	8	Mickey Slaughter		QB	10	John McCormick		QB	13	Steve Tensi	
QB	15	Jacky Lee		HB	28	Abner Haynes (Ret)		HB	28	Abner Haynes (Ret)		HB	44	Floyd Little (Ret)	
HB	7	Mickey Slaughter		FB	27	Charlie Mitchell		FB	27	Charlie Mitchell		FB	31	Charlie Mitchell	
FB	28	Abner Haynes		P	82	Bob Scarpitto		P	82	Bob Scarpitto		P	33	Wendell Hayes	
P	51	Jim Fraser		PK	12	Gary Kroner		PK	12	Gary Kroner		PK	2	Bob Humphreys	
PK	21	Gene Mingo		Ret	42	Odell Barry		Ret	42	Odell Barry		Ret	2	Bob Humphreys	
Ret	42	Odell Barry													
<b>DEFENSE</b>				<b>DEFENSE</b>				<b>DEFENSE</b>				<b>DEFENSE</b>			
LE	83	Ray Jacobs		LE	80	Ed Cooke		LE	81	Max Leetow		LE	75	Rex Mirich	
LT	77	Dick Guesman		LT	83	Ray Jacobs		LT	83	Ray Jacobs		LT	62	Jerry Inman	
LT	70	Charlie Janerette		RT	80	Charlie Janerette		RT	86	Larry Cox		RT	63	Dave Costa	
RT	80	Ed Cooke		RE	81	Max Leetow		RE	60	Bob Young		RE	87	Richard Jackson	
RE	78	Leroy Moore		LLB	53	Tom Erlandson		LLB	50	Jerry Hopkins		LLB	50	Carl Cunningham	
LLB	50	Jerry Hopkins		MLB	54	Jerry Hopkins		MLB	55	Eugene Jeter		MLB	57	John Huard	
MLB	55	Marv Matuszak		RLB	56	John Bramlett		RLB	56	John Bramlett		RLB	54	Pete Duranko	
LC	24	Willie Brown		LC	24	Willie Brown		LC	21	Goldie Sellers (Ret)		LC	21	Frank Richter	
RC	20	Willie West		RC	47	John McGeever		RC	48	Nemiah Wilson		RC	48	Nemiah Wilson	
LS	46	John Griffin		LS	44	Miller Farr		LS	42	Lonnie Wright		FS	28	Jack Lentz	
LS	46	John McGeever		RS	23	Goose Gonsoulin		RS	23	Goose Gonsoulin		SS	43	Pete Jacques	
RS	23	Goose Gonsoulin										SS	45	Tom Cassese	

1968				1969				1970				1971			
OFFENSE				OFFENSE				OFFENSE				OFFENSE			
SE	88	Al Denson		SE	88	Al Denson		SE	88	Al Denson		SE	42	Bill Van Heusen	
LT	42	Billy Van Heusen		LT	84	Mike Haffner		LT	42	Bill Van Heusen		LT	80	Jerry Simmons	
LG	72	Sam Brunelli		LG	72	Sam Brunelli		LG	72	Sam Brunelli		LG	75	Roger Shoals	
C	67	George Goeddeke		C	67	George Goeddeke		C	67	George Goeddeke		C	68	Larron Jackson	
	59	Larry Kaminski			59	Larry Kaminski			59	Larry Kaminski			59	Larry Kaminski	
RG	60	Bob Young		RG	60	Bob Young		RG	60	Bob Young		RG	64	Mike Schnitker	
	64	Jon Homan											61	Tom Lyons	
RT	74	Mike Current		RT	74	Mike Current		RT	74	Mike Current		RT	74	Mike Current	
TE	85	Tom Beer		TE	85	Tom Beer		TE	83	Jim Whalen		TE	81	Billy Masters	
					82	Dave Pivec			81	Billy Masters					
WR	41	Eric Crabtree		WR	89	John Embree		WR	84	Mike Haffner		WR	40	Jack Gehrke	
	80	Jimmy Jones											82	Dwight Harrison	
QB	15	Marlin Briscoe		QB	13	Steve Tensi		QB	14	Peter Liske		QB	10	Steve Ramsey	
	13	Steve Tensi			14	Peter Liske			13	Steve Tensi			13	Don Horn	
HB	44	Floyd Little (Ret)		HB	44	Floyd Little		HB	44	Floyd Little		HB	44	Floyd Little	
	22	Fran Lynch			26	Frank Quayle			11	Bobby Anderson (Ret)			22	Fran Lynch	
FB	32	Garrett Ford		FB	22	Fran Lynch		FB	33	Willis Crenshaw		FB	11	Bobby Anderson	
	40	Brendan McCarthy			39	Tom Smiley			35	Clem Turner					
P	42	Billy Van Heusen		P	42	Bill Van Heusen		P	42	Bill Van Heusen		P	42	Bill Van Heusen	
					34	Gus Holloman									
PK	3	Bobby Howfield		PK	3	Bob Howfield		PK	3	Bob Howfield		PK	15	Jim Turner	
				Ret	29	Wandy Williams									
DEFENSE				DEFENSE				DEFENSE				DEFENSE			
LE	55	Pete Duranko		LE	87	Rich Jackson		LE	87	Rich Jackson		LE	87	Rich Jackson	
	70	Paul Smith													
LT	62	Jerry Inman		LT	70	Paul Smith		LT	70	Paul Smith		LT	63	Dave Costa	
RT	75	Rex Mirich		RT	62	Jerry Inman		RT	63	Dave Costa		RT	70	Paul Smith	
RE	83	Dave Costa		RE	63	Dave Costa		RE	55	Pete Duranko		RE	77	Lyle Alzado	
RLB	50	Carl Cunningham		RLB	50	Carl Cunningham		LLB	50	Carl Cunningham		LLB	50	Olen Underwood	
MLB	57	John Huard		MLB	57	John Huard		MLB	52	Fred Forsberg		MLB	52	Fred Forsberg	
RLB	52	Fred Forsberg		RLB	54	Chip Myrtle		RLB	57	John Huard		RLB	54	Chip Myrtle	
	54	Chip Myrtle													
LC	20	Charlie Greer		LC	40	Grady Cavness		LC	28	Cornell Gordon		LC	41	Leroy Mitchell	
RC	23	Drake Garrett		RC	36	Billy Thompson (Ret)		RC	36	Billy Thompson (Ret)		RC	36	Billy Thompson (Ret)	
FS	28	Jack Lentz		FS	43	Pete Jacques		FS	43	Pete Jacques		FS	26	George Saines	
					41	George Burrell			47	Paul Martha					
SS	43	Pete Jacques		SS	20	Charles Greer		SS	20	Charles Greer		SS	20	Charles Greer	
	34	Gus Hollomon													
1972				1973				1974				1975			
OFFENSE				OFFENSE				OFFENSE				OFFENSE			
WR	84	Rod Sherman		WR	25	Haven Moses		WR	25	Haven Moses		WR	80	Rick Upchurch (Ret)	
	75	Haven Moses							42	Bill Van Heusen			42	Bill Van Heusen	
LT	78	Marv Montgomery		LT	78	Marv Montgomery		LT	71	Claude Minor		LT	71	Claude Minor	
					68	Larron Jackson									
LG	68	Larron Jackson		LG	64	Mike Schnitker		LG	68	Larron Jackson		LG	61	Tom Lyons	
									61	Tom Lyons					
C	59	Larry Kaminski		C	50	Bobby Maples		C	50	Bobby Maples		C	50	Bobby Maples	
					59	Larry Kaminski									
RG	64	Mike Schnitker		RG	61	Tom Lyons		RG	60	Paul Howard		RG	60	Paul Howard	
	61	Tom Lyons													
RT	74	Mike Current		RT	74	Mike Current		RT	74	Mike Current		RT	74	Mike Current	
TE	81	Billy Masters		TE	88	Riley Odoms		TE	88	Riley Odoms		TE	78	Marv Montgomery	
	88	Riley Odoms			88	Billy Masters			82	Billy Masters			88	Riley Odoms	
WR	80	Jerry Simmons		WR	84	Gene Washington		WR	80	Jerry Simmons		WR	25	Haven Moses	
					80	Jerry Simmons							82	Jack Dolbin	
QB	12	Charley Johnson		QB	12	Charley Johnson		QB	12	Charley Johnson		QB	10	Steve Ramsey	
	10	Steve Ramsey							10	Steve Ramsey			12	Charlie Johnson	
HB	44	Floyd Little		HB	44	Floyd Little		HB	24	Otis Armstrong (Ret)		HB	44	Floyd Little (Ret)	
	22	Fran Lynch			24	Otis Armstrong (Ret)			24	Floyd Little			24	Otis Armstrong	
FB	11	Bobby Anderson		FB	33	Joe Dawkins		FB	32	Jon Keyworth		FB	32	Jon Keyworth	
	33	Joe Dawkins (Ret)			11	Bobby Anderson							22	Fran Lynch	
P	42	Bill Van Heusen		P	42	Bill Van Heusen		P	42	Bill Van Heusen		P	42	Bill Van Heusen	
PK	15	Jim Turner		PK	15	Jim Turner		PK	15	Jim Turner		PK	15	Jim Turner	
DEFENSE				DEFENSE				DEFENSE				DEFENSE			
RE	77	Lyle Alzado		RE	77	Lyle Alzado		RE	77	Lyle Alzado		LE	79	Barney Chavous	
	76	Tom Dornres		RT	79	Barney Chavous		RT	55	Pete Duranko		LT	63	John Grant	
												68	Rubin Carter		
LT	70	Paul Smith		LT	70	Paul Smith		LT	63	John Grant		RT	70	Paul Smith	
									75	Ed Smith					
LE	55	Pete Duranko		LE	55	Pete Duranko		LE	79	Barney Chavous		RE	77	Lyle Alzado	
RLB	54	Chip Myrtle		RLB	56	Ray May		RLB	66	Jim O'Malley		LLB	57	Tom Jackson	
MLB	58	Tom Graham		MLB	58	Tom Graham		MLB	56	Ray May		MLB	52	Randy Gradishar	
									52	Randy Gradishar					
LLB	52	Fred Forsberg		LLB	56	Dan Parish		LLB	45	Bill Laskey		RLB	59	Joe Rizzo	
									57	Tom Jackson			51	Bob Swenson	
RC	36	Billy Thompson		RC	26	Calvin Jones		RC	26	Calvin Jones		LC	20	Louis Wright	
LC	41	Leroy Mitchell		LC	41	Leroy Mitchell		LC	46	John Rowser		RC	26	Calvin Jones	
												48	Earlie Thomas		
WS	23	Steve Preece		WS	20	Charles Greer		WS	20	Charles Greer		WS	46	John Rowser	
									48	John Pitts					
SS	20	Charles Greer		SS	36	Billy Thompson (Ret)		SS	36	Billy Thompson (Ret)		SS	36	Billy Thompson	



1976				1977				1978				1979			
OFFENSE				OFFENSE				OFFENSE				OFFENSE			
WR	80	Rick Upchurch (Ret)		WR	82	Jack Dolbin		WR	82	Jack Dolbin		WR	80	Rick Upchurch (Ret)	
LT	75	Bill Bain		LT	74	Andy Mauer		LT	71	Claudia Minor		LT	71	Claudia Minor	
LG	62	Tom Glassic		LG	62	Tom Glassic		LG	62	Tom Glassic		LG	62	Tom Glassic	
C	50	Bobby Maples		C	52	Mike Montlier		C	64	Bill Bryan		C	64	Bill Bryan	
RG	61	Tom Lyons		RG	60	Paul Howard		RG	60	Paul Howard		RG	60	Paul Howard	
RT	71	Claudia Minor		RT	71	Claudia Minor		RT	76	Tom Neville		RT	70	Dave Studdard	
TE	88	Riley Odoms		TE	88	Riley Odoms		TE	88	Riley Odoms		TE	88	Riley Odoms	
WR	25	Haven Moses		WR	25	Haven Moses		WR	25	Haven Moses		WR	25	Haven Moses	
QB	10	Steve Ramsey		QB	7	Craig Morton		QB	7	Craig Morton		QB	7	Craig Morton	
HB	24	Otis Armstrong		HB	24	Otis Armstrong		HB	24	Otis Armstrong		HB	24	Otis Armstrong	
FB	35	Lonnie Perrin (Ret)		FB	41	Rob Lytle		FB	35	Lonnie Perrin (Ret)		FB	41	Rob Lytle	
P	32	Jon Keyworth		P	30	Jon Keyworth		P	32	Jon Keyworth		P	32	Jon Keyworth	
K	14	Bill Van Heusen		K	14	Bucky Dilts		K	14	Bucky Dilts		K	14	Bucky Dilts	
PK	15	Jim Turner		PK	15	Jim Turner		PK	15	Jim Turner		PK	15	Jim Turner	
DEFENSE				DEFENSE				DEFENSE				DEFENSE			
LE	79	Barney Chavous		LE	79	Barney Chavous		LE	79	Barney Chavous		LE	79	Barney Chavous	
NT	63	John Grant		NT	68	Rubin Carter		NT	68	Rubin Carter		NT	68	Rubin Carter	
RE	70	Paul Smith		RE	77	Lyle Alzado		RE	77	Lyle Alzado		RE	66	Brisan Manor	
LOLB	51	Bob Swenson		LOLB	51	Bob Swenson		LO	51	Bob Swenson		LO	51	Bob Swenson	
LILB	59	Joe Rizzo		LILB	59	Joe Rizzo		LI	59	Joe Rizzo		LI	59	Joe Rizzo	
MILB	52	Randy Gradishar		MILB	52	Randy Gradishar		RI	53	Randy Gradishar		RI	53	Randy Gradishar	
ROLB	57	Tom Jackson		ROLB	57	Tom Jackson		RO	57	Tom Jackson		RO	57	Tom Jackson	
LC	20	Louis Wright		LC	20	Louis Wright		LC	20	Louis Wright		LC	20	Louis Wright	
RC	26	Calvin Jones		RC	43	Steve Foley		RC	43	Steve Foley		RC	43	Steve Foley	
WS	46	John Rowser		WS	29	Bernard Jackson		WS	29	Bernard Jackson		WS	29	Bernard Jackson	
SS	36	Billy Thompson		SS	36	Billy Thompson		SS	36	Billy Thompson		SS	36	Billy Thompson	

1980				1981				1982				1983			
OFFENSE				OFFENSE				OFFENSE				OFFENSE			
WR	80	Rick Upchurch (Ret)		WR	80	Rick Upchurch		WR	80	Rick Upchurch (Ret)		WR	80	Rick Upchurch	
LT	71	Claudia Minor		LT	71	Claudia Minor		LT	71	Claudia Minor		LT	70	Dave Studdard	
LG	62	Tom Glassic		LG	62	Tom Glassic		LG	62	Tom Glassic		LG	62	Tom Glassic	
C	64	Bill Bryan		C	64	Bill Bryan		C	64	Bill Bryan		C	64	Bill Bryan	
RG	60	Paul Howard		RG	60	Paul Howard		RG	70	Dave Studdard		RG	60	Paul Howard	
RT	70	Dave Studdard		RT	70	Dave Studdard		RT	76	Ken Lanier		RT	76	Ken Lanier	
TE	88	Riley Odoms		TE	88	Riley Odoms		TE	88	Riley Odoms		TE	85	Ron Egloff	
WR	25	Haven Moses		WR	81	Steve Watson		WR	81	Steve Watson		WR	81	Steve Watson	
QB	7	Craig Morton		QB	7	Craig Morton		QB	17	Steve DeBerg		QB	17	Steve DeBerg	
HB	24	Otis Armstrong		HB	46	Dave Preston		HB	47	Gerald Willhite		HB	23	Sammy Winder	
FB	30	Jim Jensen		FB	24	Rick Parros		FB	24	Rick Parros		FB	34	Nathan Poole	
P	11	Luke Prestidridge		P	11	Luke Prestidridge		P	11	Luke Prestidridge		P	11	Luke Prestidridge	
PK	19	Fred Steinfert		PK	19	Fred Steinfert		PK	3	Rich Karlis		PK	3	Rich Karlis	
KR	82	Larry Brunson		Ret	83	Wade Manning		Ret	83	Wade Manning		Ret	82	Zack Thomas	
DEFENSE				DEFENSE				DEFENSE				DEFENSE			
LE	79	Barney Chavous		LE	79	Barney Chavous		LE	79	Barney Chavous		LE	79	Barney Chavous	
NT	68	Rubin Carter		NT	68	Rubin Carter		NT	68	Rubin Carter		NT	68	Rubin Carter	
RE	66	Brisan Manor		RE	75	Rulon Jones		RE	75	Rulon Jones		RE	75	Rulon Jones	
LO	58	Rob Nairne		LO	51	Bob Swenson		LO	50	Jim Ryan		LO	50	Jim Ryan	
LI	56	Larry Evans		LI	56	Larry Evans		LI	56	Larry Evans		LI	56	Larry Evans	
RI	53	Randy Gradishar		RI	52	Randy Gradishar		RI	53	Randy Gradishar		RI	53	Randy Gradishar	
RO	57	Tom Jackson		RO	57	Tom Jackson		RO	57	Tom Jackson		RO	57	Tom Jackson	
LC	20	Louis Wright		LC	20	Louis Wright		LC	20	Louis Wright		LC	20	Louis Wright	
RC	22	Aaron Kyle		RC	22	Aaron Kyle		RC	22	Aaron Kyle		RC	31	Mike Harden	
WS	43	Steve Foley		WS	43	Steve Foley		WS	31	Mike Harden		WS	45	Steve Wilson (Ret)	
SS	36	Billy Thompson		SS	36	Billy Thompson		SS	49	Dennis Smith		SS	49	Dennis Smith	

1984				1985				1986				1987			
OFFENSE				OFFENSE				OFFENSE				OFFENSE			
WR	86	Butch Johnson		WR	86	Butch Johnson		WR	82	Vance Johnson		WR	82	Vance Johnson	
LT	70	Dave Studdard		LT	70	Dave Studdard		LT	80	Mark Jackson		LT	80	Mark Jackson	
LG	54	Keith Bishop		LG	54	Keith Bishop		LG	54	Keith Bishop		LG	54	Keith Bishop	
C	64	Bill Bryan		C	64	Bill Bryan		C	64	Bill Bryan		C	64	Bill Bryan	
RG	60	Paul Howard		RG	60	Paul Howard		RG	60	Paul Howard		RG	62	Larry Lee	
RT	76	Ken Lanier		RT	76	Ken Lanier		RT	76	Ken Lanier		RT	76	Ken Lanier	
TE	88	Clarence Kay		TE	88	Clarence Kay		TE	88	Clarence Kay		TE	88	Clarence Kay	
WR	81	Steve Watson		WR	81	Steve Watson		WR	81	Steve Watson		WR	84	Ricky Nattiel	
QB	7	John Elway		QB	7	John Elway		QB	7	John Elway		QB	7	John Elway	
HB	8	Gary Kubiak		HB	8	Gary Kubiak		HB	23	Sammy Winder		HB	12	Ken Karcher	
RB	47	Gerald Willhite (Ret)		RB	23	Sammy Winder		RB	23	Sammy Winder		RB	23	Sammy Winder	
FB	33	Gene Lang (Ret)		FB	33	Gene Lang		FB	30	Steve Sewell		FB	47	Gerald Willhite	
P	24	Rick Parros		P	47	Gerald Willhite (Ret)		P	33	Gene Lang		P	46	Bobby Micho	
Ret	82	Zack Thomas		Ret	35	Ken Bell		Ret	35	Ken Bell		Ret	35	Ken Bell	
DEFENSE				DEFENSE				DEFENSE				DEFENSE			
LE	79	Barney Chavous		LE	79	Barney Chavous		LE	61	Andre Townsend		LE	61	Andre Townsend	
MG	68	Ruben Carter		MG	68	Ruben Carter		MG	71	Greg Kragen		MG	71	Greg Kragen	
RE	75	Rulon Jones		RE	75	Rulon Jones		RE	75	Rulon Jones		RE	75	Rulon Jones	
LO	50	Jim Ryan		LO	50	Jim Ryan		LO	50	Jim Ryan		LO	73	Simon Fletcher	
LI	55	Rick Dennison		LI	77	Karl Mecklenburg		LI	77	Karl Mecklenburg		LI	77	Karl Mecklenburg	
RI	58	Steve Busick		RI	58	Steve Busick		RI	98	Ricky Hunley		RI	98	Ricky Hunley	
RO	57	Tom Jackson		RO	57	Tom Jackson		RO	57	Tom Jackson		RO	50	Jim Ryan	
RC	20	Louis Wright		RC	20	Louis Wright		RC	20	Louis Wright		RC	36	Mark Haynes	
FS	43	Steve Foley		FS	43	Steve Foley		FS	43	Steve Foley		FS	22	Tony Lilly	
SS	49	Dennis Smith		SS	49	Dennis Smith		SS	49	Dennis Smith		SS	49	Dennis Smith	
DEFENSE				DEFENSE				DEFENSE				DEFENSE			
LE	79	Barney Chavous		LE	79	Barney Chavous		LE	79	Barney Chavous		LE	79	Barney Chavous	
NT	68	Rubin Carter		NT	68	Rubin Carter		NT	68	Rubin Carter		NT	68	Rubin Carter	
RE	66	Brisan Manor		RE	66	Brisan Manor		RE	66	Brisan Manor		RE	66	Brisan Manor	
LO	58	Rob Nairne		LO	58	Rob Nairne		LO	58	Rob Nairne		LO	58	Rob Nairne	
LI	56	Larry Evans		LI	56	Larry Evans		LI	56	Larry Evans		LI	56	Larry Evans	
RI	53	Randy Gradishar		RI	53	Randy Gradishar		RI	53	Randy Gradishar		RI	53	Randy Gradishar	
RO	57	Tom Jackson		RO	57	Tom Jackson		RO	57	Tom Jackson		RO	57	Tom Jackson	
LC	20	Louis Wright		LC	20	Louis Wright		LC	20	Louis Wright		LC	20	Louis Wright	
RC	22	Aaron Kyle		RC	22	Aaron Kyle		RC	22	Aaron Kyle		RC	22	Aaron Kyle	
WS	43	Steve Foley		WS	43	Steve Foley		WS	43	Steve Foley		WS	43	Steve Foley	
SS	36	Billy Thompson		SS	36	Billy Thompson		SS	36	Billy Thompson		SS	36	Billy Thompson	



378379



# YEAR-BY-YEAR FINAL RECORDS

Year	W	L	T	Div. Finish	Coach	Postseason (record)
1960	4	9	1	Fourth	Frank Filchok	
1961	3	11	0	Third	Frank Filchok	
1962	7	7	0	Second	Jack Faulkner	
1963	2	11	1	Fourth	Jack Faulkner	
1964	2	11	1	Fourth	Jack Faulkner (0-4) / Mac Speedie (2-7-1)	
1965	4	10	0	Fourth	Mac Speedie	
1966	4	10	0	Fourth	Mac Speedie (0-2) / Ray Malavasi (4-8)	
1967	3	11	0	Fourth	Lou Saban	
1968	5	9	0	Fourth	Lou Saban	
1969	5	8	1	Fourth	Lou Saban	
1970	5	8	1	Fourth	Lou Saban	
1971	4	9	1	Fourth	Lou Saban (2-6-1) / Jerry Smith (2-3)	
1972	5	9	0	Third	John Ralston	
1973	7	5	2	Second	John Ralston	
1974	7	6	1	Second	John Ralston	
1975	6	8	0	Second	John Ralston	
1976	9	5	0	Second	John Ralston	
1977	12	2	0	First	Red Miller	Super Bowl (2-1)
1978	10	6	0	First	Red Miller	Playoffs (0-1)
1979	10	6	0	Second	Red Miller	Playoffs (0-1)
1980	8	8	0	Fourth	Red Miller	
1981	10	6	0	First (tie)	Dan Reeves	
1982	2	7	0	Fifth	Dan Reeves	
1983	9	7	0	Third	Dan Reeves	Playoffs (0-1)
1984	13	3	0	First	Dan Reeves	Playoffs (0-1)
1985	11	5	0	Second	Dan Reeves	
1986	11	5	0	First	Dan Reeves	Super Bowl (2-1)
1987	10	4	1	First	Dan Reeves	Super Bowl (2-1)
1988	8	8	0	Second	Dan Reeves	
1989	11	5	0	First	Dan Reeves	Super Bowl (2-1)
1990	5	11	0	Fifth	Dan Reeves	
1991	12	4	0	First	Dan Reeves	AFC Championship (1-1)
1992	8	8	0	Third	Dan Reeves	
1993	9	7	0	Third	Wade Phillips	Playoffs (0-1)
1994	7	9	0	Fourth	Wade Phillips	
1995	8	8	0	Fourth	Mike Shanahan	
1996	13	3	0	First	Mike Shanahan	Playoffs (0-1)
1997	12	4	0	Second	Mike Shanahan	Super Bowl Champion (4-0)
1998	14	2	0	First	Mike Shanahan	Super Bowl Champion (3-0)
1999	6	10	0	Fifth	Mike Shanahan	
2000	11	5	0	Second	Mike Shanahan	Playoffs (0-1)
2001	8	8	0	Third	Mike Shanahan	
2002	9	7	0	Second	Mike Shanahan	
2003	10	6	0	Second	Mike Shanahan	Playoffs (0-1)
<b>Total</b>	<b>339</b>	<b>311</b>	<b>10</b>	<b>(.521)</b>		<b>(Total Playoff Record: 16-13)</b>

2 World Championships

6 Super Bowls

7 AFC Championship Games

15 Playoff appearances









## 2000 AFC WILD CARD PLAYOFF GAME

BALTIMORE 21, DENVER 3

Sun., Dec. 31, 2000 • 12:35 p.m. EST • PSINet Stadium • Baltimore, Md.

Weather: Mostly Sunny, 22° (wind chill 5°), Wind NNW 20-25 mph • Attendance: 69,638 • Time: 2:54

The Broncos' season ended in a disappointing 21-3 defeat at the hands of the Baltimore Ravens in an AFC Wild Card Playoff Game at PSINet Stadium in Baltimore on a blustery New Year's Eve day. Denver's offense managed just 177 yards—the club's third lowest output in 28 postseason games—and nine first downs against a record-setting Ravens defense, which put an end to the Broncos' seven-game postseason win streak.

After a scoreless first quarter, Baltimore put the first points on the scoreboard when Jamal Lewis' reach the end zone from 1 yard out early in the second quarter to cap a 10-play, 75-yard drive. The Broncos answered with a 31-yard Jason Elam field goal to narrow the deficit to 7-3 when a promising 12-play, 68-yard drive stalled after a 3rd-and-1 opportunity at the Ravens' 12-yard line. What followed would prove to be the play of the game, if not one of the more bizarre plays of the year.

The Ravens' Corey Harris returned the ensuing kickoff 15 yards to the Baltimore 42-yard line. On 1st-and-10, Baltimore's Trent Dilfer attempted a screen pass to Lewis, who tipped the ball into and out of the hands of Denver cornerback Terrell Buckley. The loose ball was grabbed out of the air by former Broncos tight end Shannon Sharpe who dashed 58 yards for a touchdown, boosting the lead to 14-3.

Baltimore increased its halftime lead to 21-3 late in the third quarter when Lewis ran 27 yards for this second touchdown of the day to cap the scoring.

Denver managed just 83 yards on its eight second-half possessions and was held scoreless to preserve the lowest scoring output (3) in franchise postseason history. The Broncos penetrated Ravens territory just once all day and ran just seven plays on the Baltimore side of the field.

Broncos quarterback Gus Frerotte, subbing for the injured Brian Griese, completed 13-of-28 passes for 124 yards with one interception, while Ed McCaffrey led all receivers with eight catches for 75 yards. Mike Anderson led the Broncos in rushing with 40 yards on 15 carries. Safety Billy Jenkins and defensive end Maa Tanuvasa each had sacks for the Broncos' defense, which held Baltimore to 244 yards total offense and forced 10 punts.

## OFFICIALS

Referee — Larry Nemmers (20); Umpire — Bob Wagner (100); Head Linesman — Tony Veteri (36); Line Judge — Ron Phares (10); Field Judge — Steve Zimmer (33); Side Judge — Doug Toole (4); Back Judge — Richard Reels (83); Replay — Bob Boylston

## STARTING LINEUPS

Denver Broncos				Baltimore Ravens			
Offense		Defense		Offense		Defense	
WR 80	R. Smith	LE 98	M. Tanuvasa	WR 87	Q. Ismail	LE 90	R. Burnett
LT 77	T. Jones	LT 94	K. Traylor	LT 75	J. Ogden	LT 95	S. Adams
LG 64	L. Friedman	RT 93	T. Pryce	LG 64	E. Multitalo	RT 98	T. Siragusa
C 66	T. Nalen	RE 95	K. Pittman	C 60	J. Mitchell	RE 99	M. McCrary
RG 62	D. Neil	WLB 51	J. Mobley	RG 62	M. Flynn	LLB 58	P. Boulware
RT 78	M. Lepsis	MLB 56	A. Wilson	RT 70	H. Swayne	MLB 52	R. Lewis
TE 89	D. Carswell	SLB 53	B. Romanowski	TE 82	S. Sharpe	RLB 55	J. Sharper
WR 87	E. McCaffrey	LCB 39	R. Crockett	TE 81	B. Coates	LCB 22	D. Starks
QB 12	G. Frerotte	RCB 27	T. Buckley	QB 8	T. Dilfer	RCB 21	C. McAlister
RB 38	M. Anderson	SS 32	B. Jenkins	RB 31	J. Lewis	SS 20	K. Herring
FB 29	H. Griffith	FS 26	E. Brown	FB 32	S. Gash	FS 26	R. Woodson

**DENVER SUBSTITUTIONS:** K 1 J. Elam, K 2 S. Lindsey, P 16 T. Rouen, QB 17 J. Jackson, CB 24 D. O'Neal, S 28 K. Kennedy, CB 33 J. Spencer, CB 35 J. Suttle, FB 42 D. Smith, RB 46 K. Coleman, S 48 G. Coghill, LB 52 I. Gold, LB 55 K. Burns, LB 59 G. Cadrez, C 60 K.C. Jones, G/T 65 C. Carlisle, WR 81 S. Montgomery, WR 83 T. McGriff, TE 86 B. Chamberlain, TE 88 De. Clark, DE 92 L. Archambeau, DE 96 H. Hasselbach, DT 97 M. Lodish. **DID NOT PLAY:** QB 14 B. Griese. **INACTIVE:** RB 30 T. Davis, S 47 Da. Clark, TE 82 B. Miller, WR 84 C. Cole, WR 85 C. Fields, DT 90 J. Johnson, DE 99 M. Reagor.

## FIELD GOALS (made (\_\_\_) &amp; missed)

		1	2	3	4	OT	TOTAL
VISITOR	Denver Broncos	0	3	0	0	—	3
HOME	Baltimore Ravens	0	14	7	0	—	21

Team	Qtr	Clock Time	PLAY DESCRIPTION (Extra Point) (Drive Info)				SCORE	
							Visitor	Home
RAVENS	2	11:43	Ja. Lewis 1 yd. run (M. Stover, kick) (10-75, 5:51)				0	7
BRONCOS	2	4:31	J. Elam 31 yd. Field Goal (12-68, 7:12)				3	7
RAVENS	2	4:06	S. Sharpe 58 yd. pass from T. Dilfer (M. Stover, kick) (1-58, 0:25)				3	14
RAVENS	3	3:19	Ja. Lewis 27 yd. run (M. Stover, kick) (2-28, 0:42)				3	21

## FINAL BRONCOS DEFENSIVE STATISTICS

(Based on unofficial press box statistics)

Player	UT	A	TT	S-yds	I-yds	PD	FF	FR	Player	UT	A	TT	S-yds	I-yds	PD	FF	FR
B. Jenkins	10	2	12	1-10	0-0	0	1	0	I. Gold	1	0	1	0-0	0-0	0	0	0
T. Pryce	7	0	7	0-0	0-0	1	0	0	M. Lodish	1	0	1	0-0	0-0	0	0	0
J. Mobley	6	0	6	0-0	0-0	0	0	0	K. Traylor	0	1	1	0-0	0-0	0	0	0
A. Wilson	4	2	6	0-0	0-0	0	0	0	L. Archambeau	0	0	0	0-0	0-0	0	0	0
E. Brown	4	1	5	0-0	0-0	0	0	0	T. Buckley	0	0	0	0-0	0-0	0	0	0
M. Tanuvasa	3	2	5	1-2	0-0	0	0	0	G. Gadrez	0	0	0	0-0	0-0	0	0	0
H. Hasselbach	4	0	4	0-0	0-0	0	0	0	D. O'Neal	0	0	0	0-0	0-0	0	0	0
B. Romanowski	2	2	4	0-0	0-0	0	0	0	J. Spencer	0	0	0	0-0	0-0	0	0	0
K. Pittman	2	1	3	0-0	0-0	0	0	0	<b>Team Totals</b>	<b>46</b>	<b>11</b>	<b>57</b>	<b>2-12</b>	<b>0-0</b>	<b>1</b>	<b>1</b>	<b>0</b>
R. Crockett	2	0	2	0-0	0-0	0	0	0									

## FINAL INDIVIDUAL STATISTICS

Denver Broncos							Baltimore Ravens						
RUSHING	ATT	YDS	AVG	LG	TD		RUSHING	ATT	YDS	AVG	LG	TD	
M. Anderson	15	40	2.7	13	0		Ja. Lewis	30	110	3.7	27	2	
R. Smith	2	3	1.5	7	0		P. Holmes	5	6	1.2	4	0	
G. Frerotte	1	-1	-1.0	-1	0		Je. Lewis	1	5	5.0	5	0	
<b>Total</b>	<b>18</b>	<b>42</b>	<b>2.3</b>	<b>13</b>	<b>0</b>		T. Dilfer	1	2	2.0	0	0	
							T. Banks	1	-1	-1.0	-1	0	
							<b>Total</b>	<b>38</b>	<b>122</b>	<b>3.2</b>	<b>27</b>	<b>2</b>	

PASSING	ATT	CMP	YDS	TKD/Y	TD	LG	IN	PASSING	ATT	CMP	YDS	TKD/Y	TD	LG	IN
G. Frerotte	28	13	124	4/34	0	24	1	T. Dilfer	14	9	130	2/12	1	58	0
J. Jackson	10	5	54	1/9	0	19	0	T. Banks	1	0	0	0/0	0	0	0
<b>Total</b>	<b>38</b>	<b>18</b>	<b>178</b>	<b>5/43</b>	<b>0</b>	<b>24</b>	<b>1</b>	<b>Total</b>	<b>15</b>	<b>9</b>	<b>130</b>	<b>2/12</b>	<b>1</b>	<b>58</b>	<b>0</b>

PASS RECEIVING	NO	YDS	AVG	LG	TD	PASS RECEIVING	NO	YDS	AVG	LG	TD
E. McCaffrey	8	75	9.4	16	0	Q. Ismail	4	35	8.8	15	0
R. Smith	3	58	19.3	24	0	S. Sharpe	3	73	24.3	58	1
M. Anderson	2	10	5.0	8	0	Ja. Lewis	1	15	15.0	15	0
D. Carswell	2	8	4.0	6	0	S. Gash	1	7	7.0	7	0
H. Griffith	1	16	16.0	16	0	<b>Total</b>	<b>9</b>	<b>130</b>	<b>14.4</b>	<b>58</b>	<b>1</b>
T. McGriff	1	6	6.0	6	0						
De. Clark	1	5	5.0	5	0						
<b>Total</b>	<b>18</b>	<b>178</b>	<b>9.9</b>	<b>24</b>	<b>0</b>						

INTERCEPTIONS	NO	YDS	LG	TD	INTERCEPTIONS	NO	YDS	LG	TD
					R. Lewis	1	4	4	0
<b>Total</b>	<b>0</b>	<b>0</b>	<b>0</b>	<b>0</b>	<b>Total</b>	<b>1</b>	<b>4</b>	<b>4</b>	<b>0</b>

PUNTING	NO	YDS	AVG	TB	IN20	LG	PUNTING	NO	YDS	AVG	TB	IN20	LG
T. Rouen	9	346	38.4	0	62		K. Richardson	10	383	38.3	2	4	66
<b>Total</b>	<b>9</b>	<b>346</b>	<b>38.4</b>	<b>0</b>	<b>62</b>		<b>Total</b>	<b>10</b>	<b>383</b>	<b>38.3</b>	<b>2</b>	<b>4</b>	<b>66</b>

PUNT RETURNS	NO	FC	YDS	LG	TD	PUNT RETURNS	NO	FC	YDS	LG	TD
D. O'Neal	3	0	13	7	0	Je. Lewis	4	2	26	17	0
D. Smith	1	0	0	0	0	(DOWNED)	3	0	0	0	0
T. Buckley	0	1	0	0	0	<b>Returns</b>	<b>4</b>	<b>2</b>	<b>26</b>	<b>17</b>	<b>0</b>
(DOWNED)	3	0	0	0	0						
(TOUCHBACK)	2	0	0	0	0						
<b>Returns</b>	<b>4</b>	<b>1</b>	<b>13</b>	<b>7</b>	<b>0</b>						

KICKOFF RETURNS	NO	FC	YDS	LG	TD	KICKOFF RETURNS	NO	FC	YDS	LG	TD
B. Chamberlain	1	0	15	15	0	C. Harris	1	0	15	15	0
D. Smith	1	0	15	15	0	B. Coates	1	0	8	8	0
D. O'Neal	1	0	13	13	0	<b>Returns</b>	<b>2</b>	<b>0</b>	<b>23</b>	<b>15</b>	<b>0</b>
(TOUCHBACK)	1	0	0	0	0						
<b>Returns</b>	<b>3</b>	<b>0</b>	<b>43</b>	<b>15</b>	<b>0</b>						

Denver Broncos	Fum	Own	Rec.	Yds	TD	FF	Rec.	Yds	TD	Out	Bnds	Baltimore Ravens	Fum	Own	Rec.	Yds	TD	FF	Rec.	Yds	TD	Out	Bnds
FUMBLES												FUMBLES											
B. Jenkins	0	0	0	0	0	1	0	0	0	0	0	T. Dilfer	1	0	0	0	0	0	0	0	0	0	0
<b>Total</b>	<b>0</b>	<b>0</b>	<b>0</b>	<b>0</b>	<b>0</b>	<b>1</b>	<b>0</b>	<b>0</b>	<b>0</b>	<b>0</b>	<b>0</b>	<b>Total</b>	<b>1</b>	<b>1</b>	<b>0</b>	<b>0</b>	<b>0</b>	<b>0</b>	<b>0</b>	<b>0</b>	<b>0</b>	<b>0</b>	<b>0</b>

## FINAL TEAM STATISTICS

	VISITOR BRONCOS	HOME RAVENS
TOTAL FIRST DOWNS	9	13
By Rushing	1	5
By Passing	8	7
By Penalty	0	1
THIRD DOWN EFFICIENCY	3-16-19%	4-14-29%
FOURTH DOWN EFFICIENCY	1-3-33%	0-0-0%
TOTAL NET YARDS	177	240
Total Offensive Plays (inc. times thrown passing)	61	55
Average gain per offensive play	2.9	4.4
NET YARDS RUSHING	42	122
Total Rushing Plays	18	38
Average gain per rushing play	2.3	3.2
Tackles for a loss — number and yards	1-4	3-6
NET YARDS PASSING	135	118
Times thrown — yards lost attempting to pass	5-43	2-12
Gross yards passing	178	130
PASS ATTEMPTS-COMPLETIONS-HAD INTERCEPTED	38-18-1	15-9-0
Average gain per pass play (inc. # thrown passing)	3.1	6.9
KICKOFFS Number-In End Zone-Touchbacks	2-0-0	4-1-1
PUNTS Number and Average	9-38.4	10-38.3
Had Blocked	0	0
FGs — PATs Had Blocked	0-0	0-0
Net punting average	35.6	33
TOTAL RETURN YARDAGE (Not Including Kickoffs)	13	30
No. and Yards Punt Returns	4-13	4-26
No. and Yards Kickoff Returns	3-43	2-23
No. and Yards Interception Returns	0-0	1-4
PENALTIES Number and Yards	6-33	4-30
FUMBLES Number and Lost	0-0	1-0
TOUCHDOWNS	0	3
Rushing	0	2
Passing	0	1
EXTRA POINTS Made-Attempts	0-0	3-3
Kicking Made-Attempts	0-0	3-3
FIELD GOALS Made-Attempts	1-1	0-0
SAFETIES	0	0
FINAL SCORE	3	21
TIME OF POSSESSION	27:37	32:23



## SUPER BOWL XXXIII

DENVER 34. ATLANTA 19

Sun., Jan. 31, 1999 • 6:25 p.m. EST • Pro Player Stadium • Miami, Fla.

**Weather:** Mostly Cloudy, 73°, Wind E 10 mph • **Attendance:** 74,803 • **Time:** 3:18

The Denver Broncos clinched their second consecutive World Championship with a 34-19 victory over the Atlanta Falcons in Super Bowl XXXIII before 74,803 at Miami's Pro Player Stadium and millions more watching around the world. With the win, Denver joined just five other franchises that have won back-to-back Super Bowl titles and posted just the seventh repeat championship in Super Bowl history. The win also gave Denver 33 wins in the past two seasons and 46 wins in the past three, both NFL records.

Quarterback John Elway claimed the game's Most Valuable Player award by completing 18-of-29 passes for 336 yards (3rd-most in Super Bowl history), including an 80-yard touchdown toss to Rod Smith in the second quarter that tied for the second-longest TD pass in Super Bowl history. He also ran for a 3-yard score in the fourth quarter, making him the oldest player (38) to score a touchdown in the Super Bowl, eclipsing the record he set a year earlier by scoring in Super Bowl XXII.

Elway's accurate passing and Terrell Davis' effective running (25 carries, 102 yards) kept the Falcons off balance all day. The Broncos' defense chipped in, as well, with two sacks and four forced turnovers, including two interceptions by Darrien Gordon, who set Super Bowl records for most interception-return yards in a game (108).

Atlanta took the opening kickoff and capped its drive with a 32-yard Morten Andersen field goal before Denver answered with the game's next 17 points. The first score came on a 1-yard run by fullback Howard Griffith that capped a 10-play, 80-yard opening drive by the Broncos, and the lead was increased to 10-3 on a 26-yard Jason Elam field goal that capped Denver's third possession. After Andersen missed a 26-yard field goal attempt, the Broncos answered with the Elway-to-Smith 80-yard score on the next play to push the lead to 17-3. The Falcons narrowed the margin to 17-6 at halftime with a 28-yard Andersen field goal.

After a scoreless third quarter, Denver took advantage of Gordon's first interception by capping a short 24-yard drive with another Griffith 1-yard touchdown run early in the fourth quarter. Gordon's second pickoff set up Elway's 3-yard touchdown run that put Denver ahead 31-6 with 11:20 remaining. Two late touchdowns by Atlanta, sandwiched around a 37-yard Elam field goal, produced the final margin.

Davis set an NFL record with his seventh consecutive 100-yard game in the postseason, defensive tackle Mike Lodish set a record by playing in his sixth Super Bowl and Bill Romanowski became just the second player to win back-to-back titles with two different teams.

## OFFICIALS

**Referee** — Bernie Kukar (86); **Umpire** — Jim Daopoulos (75); **Head Linesman** — Sanford Rivers (21); **Line Judge** — Ron Baynes (56); **Field Judge** — Tim Mills (80); **Side Judge** — Gary Lane (120); **Back Judge** — Don Hakes (96)

## STARTING LINEUPS

Denver Broncos				Atlanta Falcons			
Offense		Defense		Offense		Defense	
WR 80	R. Smith	LE 96	H. Hasselbach	WR 80	T. Martin	LE 92	L. Archambeau
LT 77	T. Jones	LT 94	K. Traylor	LT 70	B. Whitfield	LT 98	T. Hall
LG 69	M. Schlereth	RT 93	T. Pryce	LG 68	C. Collins	RT 75	S. Dronett
C 66	T. Nalen	RE 98	M. Tanuvasa	C 61	R. Tobeck	RE 90	C. Smith
RG 62	D. Neil	WLB 51	J. Mobley	RG 69	G. Williams	WLB 97	C. Bennett
RT 74	H. Swayne	MLB 59	G. Cadrez	RT 74	E. Salaam	MLB 58	J. Tuggle
TE 84	S. Sharpe	SLB 53	B. Romanowski	TE 88	O.J. Santiago	SLB 94	H. Crockett
WR 87	E. McCaffrey	LCB 39	R. Crockett	WR 81	T. Mathis	LCB 34	R. Buchanan
QB 7	J. Elway	RCB 21	D. Gordon	QB 12	C. Chandler	RCB 20	M. Booker
HB 30	T. Davis	SS 34	T. Braxton	RB 32	J. Anderson	SS 35	W. White
FB 29	H. Griffith	FS 27	S. Atwater	FB 85	B. Kozlowski	FS 41	E. Robinson

**DENVER SUBSTITUTIONS:** K 1 J. Elam, QB 6 B. Brister, P 16 T. Rouen, CB 20 T. James, RB 22 V. Hebron, CB 25 D. Johnson, CB 28 T. Paul, RB 31 D. Loville, RB 37 A. Lynn, FB 42 D. Smith, S 48 G. Coghill, LB 56 K. Burns, G 63 D. Diaz-Infante, T 78 M. Lepsis, WR 82 M. Nash, WR 85 W. Green, TE 86 B. Chamberlain, TE 89 D. Carswell, DE 90 N. Smith, DE 91 A. Williams, DE 95 M. Washington, DT 97 M. Lodish, LB 99 S. Joyner. **INACTIVE:** QB 14 B. Griese, S 26 E. Brown, LB 54 N. Wayne, C 60 K.C. Jones, T 70 T. Teague, DE 73 C. Brown, G 79 C. Banks, WR 83 J. Armour.

FIELD GOALS (made (___) & missed)				M. Andersen			
J. Elam	(26)	38WR	48WL	(32)	26WR	(28)	
VISITOR	Denver Broncos			7	10	3	4
HOME	Atlanta Falcons			3	3	0	13
						OT	TOTAL
						—	34
						—	19

SCORING PLAY				SCORE			
Team	Qtr	Clock	Time	Visitor	Home		
FALCONS	1	9:35	M. Andersen 32 yd. Field Goal (10-48, 5:25)	0	3		
BRONCOS	1	3:55	H. Griffith 1 yd. run (J. Elam, kick) (10-80, 5:40)	7	3		
BRONCOS	2	9:17	J. Elam 26 yd. Field Goal (11-63, 4:58)	10	3		
BRONCOS	2	4:54	R. Smith 80 yd. pass from J. Elway (J. Elam, kick) (1-80, 0:13)	17	3		
FALCONS	2	2:25	M. Andersen 28 yd. Field Goal (7-38, 2:29)	17	6		
BRONCOS	4	14:56	H. Griffith 1 yd. run (J. Elam, kick) (5-24, 1:50)	24	6		
BRONCOS	4	11:20	J. Elway 3 yd. run (J. Elam, kick) (3-48, 1:17)	31	6		
FALCONS	4	11:01	T. Dwight 94 yd. kickoff return (M. Andersen, kick)	31	13		
BRONCOS	4	7:08	J. Elam 37 yd. Field Goal (7-36, 3:53)	34	13		
FALCONS	4	2:04	T. Mathis 3 yd. pass from C. Chandler (2-pt. Attempt Failed) (16-76, 5:04)	34	19		

## FINAL BRONCOS DEFENSIVE STATISTICS

(Based on unofficial press box statistics)

Player	UT	A	TT	PD	FF	FR	S-yds	I-yds	Player	UT	A	TT	PD	FF	FR	S-yds	I-yds
G. Cadrez	4	4	8	0	0	0	0-0	0-0	H. Hasselbach	1	1	2	0	0	0	0-0	0-0
S. Atwater	4	3	7	1	0	0	0-0	0-0	G. Coghill	1	0	1	0	1	0	0-0	0-0
R. Crockett	5	0	5	0	0	0	0-0	0-0	D. Johnson	1	0	1	1	0	0	0-0	1-28
B. Romanowski	4	1	5	1	0	0	1-7	0-0	M. Washington	1	0	1	0	0	0	0-0	0-0
D. Gordon	2	1	3	3	0	0	0-0	2-108	T. Pryce	0	0	1	1	0	0	0-0	0-0
M. Tanuvasa	2	1	3	0	0	0	0-0	0-0	N. Smith	0	1	1	0	0	0	0-0	0-0
J. Mobley	1	2	3	0	0	0	1-6	0-0	T. James	0	0	0	1	0	0	0-0	0-0
K. Traylor	1	2	3	1	0	0	0-0	0-0	M. Lodish	0	0	0	0	0	0	0-0	0-0
A. Williams	2	0	2	2	0	0	0-0	0-0	<b>Team Totals</b>	<b>30</b>	<b>18</b>	<b>48</b>	<b>11</b>	<b>1</b>	<b>1</b>	<b>2-13</b>	<b>3-136</b>
T. Braxton	1	1	2	1	0	1	0-0	0-0									

## FINAL INDIVIDUAL STATISTICS

Denver Broncos								Atlanta Falcons											
RUSHING	ATT	YDS	AVG	LG	TD			RUSHING	ATT	YDS	AVG	LG	TD						
T. Davis	25	102	4.1	15	0			J. Anderson	18	96	5.3	15	0						
H. Griffith	4	9	2.3	4	2			C. Chandler	4	30	7.5	12	0						
D. Loville	2	8	4.0	6	0			T. Dwight	1	5	5.0	5	0						
J. Elway	3	2	0.7	3t	1														
R. Smith	1	1	1.0	1	0														
B. Brister	1	-1	-1.0	-1	0														
Total	36	121	3.4	15	3			Total	23	131	5.7	15	0						
PASSING	ATT	CMP	YDS	TD	LG	IN		PASSING	ATT	CMP	YDS	TD	LG	IN					
J. Elway	29	18	336	0/0	1	80t	1	C. Chandler	35	19	219	2/13	1	30	3				
Total	29	18	336	0/0	1	80t	1	Total	35	19	219	2/13	1	30	3				
PASS RECEIVING			NO	YDS	LG	TD		PASS RECEIVING			NO	YDS	LG	TD					
R. Smith			5	152	80t	1		T. Mathis			7	85	30	1					
E. McCaffrey			5	72	25	0		T. Martin			5	79	23	0					
B. Chamberlain			3	29	13	0		J. Anderson			3	16	9	0					
T. Davis			2	50	39	0		R. Harris			2	21	13	0					
S. Sharpe			2	26	14	0		O.J. Santiago			1	13	13	0					
H. Griffith			1	7	7	0		B. Kozlowski			1	5	5	0					
Total			18	336	80t	1		Total			19	219	30	1					
INTERCEPTIONS			NO	YDS	LG	TD		INTERCEPTIONS			NO	YDS	LG	TD					
D. Gordon			2	108	58	0		R. Bradford			1	1	1	0					
D. Johnson			1	28	28	0													
Total			3	136	58	0		Total			1	1	1	0					
PUNTING	NO	YDS	AVG	TB	IN20	LG		PUNTING	NO	YDS	AVG	TB	IN20	LG					
T. Rouen	1	35	35.0	0	1	35		D. Stryzinski	1	39	39.0	0	0	39					
Total	1	35	35.0	0	1	35		Total	1	39	39.0	0	0	39					
PUNT RETURNS (DOWNED)			NO	FC	YDS	LG	TD	PUNT RETURNS			NO	FC	YDS	LG	TD				
T. Dwight			1	0	0	0	0	T. Dwight			0	1	0	0	0				
Returns			0	0	0	0	0	Returns			0	0	0	0	0				
KICKOFF RETURNS			NO	FC	YDS	LG	TD	KICKOFF RETURNS			NO	FC	YDS	LG	TD				
V. Hebron			2	0	42	26	0	T. Dwight			5	0	210	94t	1				
B. Chamberlain			1	0	2	2	0	B. Kozlowski			2	0	17	16	0				
Returns			3		44	26	0	Returns			7		227	94	1				
Denver Broncos FUMBLES	Fum	Own	Rec.	Yds	TD	Opp. Rec.	Yds	TD	Out Bnds	Atlanta Falcons FUMBLES	Fum	Own	Rec.	Yds	TD	Opp. Rec.	Yds	TD	Out Bnds
G. Coghill	0	0	0	0	1	0	0	0	0	J. Anderson	1	0	0	0	0	0	0	0	0
T. Braxton	0	0	0	0	0	1	4	0	0										
Total	0	0	0	0	1	1	4	0	0	Total	1	0	0	0	0	0	0	0	0

## FINAL TEAM STATISTICS

	VISITOR BRONCOS	HOME FALCONS
TOTAL FIRST DOWNS	22	21
By Rushing	8	8
By Passing	14	12
By Penalty	0	1
THIRD DOWN EFFICIENCY	6-13-46%	5-11-45%
FOURTH DOWN EFFICIENCY	0-1-0%	1-2-50%
TOTAL NET YARDS	457	337
Total Offensive Plays (inc. times thrown passing)	65	60
Average gain per offensive play	7.0	5.6
NET YARDS RUSHING	121	131
Total Rushing Plays	36	23
Average gain per rushing play	3.4	5.7
NET YARDS PASSING	336	206
Times thrown — yards lost attempting to pass	0-0	2-13
Gross yards passing	336	219
PASS ATTEMPTS-COMPLETIONS-HAD INTERCEPTED	29-18-1	35-19-3
Average gain per pass play (inc. # thrown passing)	11.6	5.6
KICKOFFS Number-In End Zone-Touchbacks	7-0-0	5-2-1
PUNTS Number and Average	1-35	1-39
Had Blocked	0	0
FGs — PATs Had Blocked	0-0	0-0
TOTAL RETURN YARDAGE (Not Including Kickoffs)	136	1
No. and Yards Punt Returns	0-0	0-0
No. and Yards Kickoff Returns	3-44	7-227
No. and Yards Interception Returns	3-136	1-1
PENALTIES Number and Yards	4-61	0-0
FUMBLES Number and Lost	0-0	1-1
TOUCHDOWNS	4	2
Rushing	3	0
Passing	1	1
Kickoff Returns	0	1
EXTRA POINTS Made-Attempts	4-4	1-2
Kicking Made-Attempts	4-4	1-1
Passing Made-Attempts	0-0	0-1
FIELD GOALS Made-Attempts	2-4	2-3
SAFETIES	0	0
FINAL SCORE	34	19
TIME OF POSSESSION	31:23	28:37







## 1998 AFC DIVISIONAL PLAYOFF GAME

DENVER 38, MIAMI 3

Sat., Jan. 9, 1999 • 2:15 p.m. MST • Mile High Stadium • Denver

Weather: Sunny, 49°, Wind W 13 mph • Attendance: 75,729 • Time: 2:48

The Denver Broncos won their fifth consecutive postseason contest and advanced to the AFC Championship Game for the second year in a row with a record-setting 38-3 win over Miami in an AFC Divisional Playoff Game played before 75,729 raucous fans at Mile High Stadium.

The 35-point differential represented Denver's largest margin of victory in a postseason game and was punctuated by a defensive effort that limited Miami to just 14 yards on 13 carries for an average of 1.1 yards per rush—all of which set new franchise records. The three points allowed were also the fewest allowed by Denver in a postseason game.

The Broncos offense was just as sharp, putting points on the board in all four quarters, including 14 in both the first and fourth quarters. Denver's two first quarter TDs both came courtesy of T.D. himself—Terrell Davis—who scored on runs on 1 and 20 yards, the latter of which would qualify for any highlight film as Davis juked two Dolphins defenders with separate moves as he dashed to the end zone. Davis was, unequivocally, the offensive star, posting a franchise-record 199 yards on 21 carries, which also represented the fourth-highest single-game total in NFL postseason history. Davis, who moved into eighth place all-time in NFL postseason rushing in just his sixth game, had rushed for 129 yards by halftime to notch his first 100-yd. half in the postseason, to go along with 10 in the regular season.

Miami closed the gap to 14-3 in the second quarter, scoring its only points of the game on a 22-yd. Olindo Mare field goal, but Denver answered with an 11-play, 87-yard drive capped by Derek Loville's 11-yard TD run to increase the lead to 21-3 at halftime. The Broncos pushed the margin to 24-3 early in the third quarter when Jason Elam converted a 32-yd. field goal and put the game far out of reach early in the fourth quarter when John Elway hooked up with Rod Smith for a 28-yd. touchdown play that was his 25th career postseason TD, tying him for fourth-place all-time.

The icing on the cake was provided when Neil Smith picked up a fumble forced by Darrius Johnson at the Broncos' 21-yd. line and ran it back 79 yards for his first career postseason and a 38-3 Broncos lead that would stand up over the final 9:49 for Denver's most lopsided postseason win.

Shannon Sharpe led all Denver receivers with five catches, while Smith was the top yardage-gainer through the air with 71 on four catches. Defensively, Darrius Johnson and Bill Romanowski each intercepted Dan Marino, with Johnson returning his pickoff 48 yards for the second-longest interception return in franchise postseason history.

## OFFICIALS

Referee — Bill Carrollo (63); Umpire — Ed Coukart (71); Head Linesman — Tony Veteri (36); Line Judge — Mark Steinkerchner (84); Field Judge — Borris Cheek (41); Side Judge — Ken Baker (91); Back Judge — Jeff Triplette (42)

## STARTING LINEUPS

Miami Dolphins					Denver Broncos				
Offense			Defense		Offense			Defense	
WR 85	L. Thomas	LE 75	S. Burton	WR 80	R. Smith	LE 96	H. Hasselbach	LT 77	T. Jones
LT 74	B. Smith	LT 72	B. Tanner	LG 69	M. Schlereth	RE 98	M. Tanuvasa	C 66	T. Nalen
LG 60	J. Bock	RT 92	D. Gardener	C 66	T. Ruddy	MLB 51	J. Mobley	RG 62	D. Neil
C 61	T. Ruddy	RE 79	K. Mixon	RT 74	H. Swayne	SLB 53	B. Romanowski	TE 89	E. Perry
RG 65	K. Donnalley	WLB 59	D. Rodgers	RB 81	O. McDuffie	LCB 27	T. Buckley	WR 87	E. McCaffrey
RT 76	J. Brown	MLB 54	Z. Thomas	QB 13	D. Marino	RCB 29	S. Madison	QB 7	J. Elway
TE 89	E. Perry	SLB 52	R. Jones	WR 86	O. Gadsden	SS 38	C. Jackson	HB 30	T. Davis
WR 81	O. McDuffie	LCB 27	T. Buckley	FB 36	S. Pritchett	FS 31	B. Marion	FB 29	H. Griffith

**DENVER SUBSTITUTIONS:** K 1 J. Elam, QB 6 B. Brister, P 16 T. Rouen, CB 20 T. James, RB 22 V. Hebron, CB 28 T. Paul, RB 31 D. Loville, RB 37 A. Lynn, FB 42 D. Smith, S 48 G. Coghill, LB 56 K. Burns, G 63 D. Diaz-Infante, T 78 M. Lepsis, WR 82 M. Nash, WR 85 W. Green, TE 86 B. Chamberlain, TE 89 D. Carswell, DE 90 N. Smith, DE 91 A. Williams, DT 93 T. Pryce, DE 95 M. Washington, DT 97 M. Lodish, LB 99 S. Joyner. **INACTIVE:** QB 14 B. Griese, S 26 E. Brown, LB 54 N. Wayne, C 60 K.C. Jones, T 70 T. Teague, DE 73 C. Brown, G 79 C. Banks, WR 83 J. Armour.

FIELD GOALS (made (___) & missed)									
O. Mare (22)					J. Elam (32)				
1	2	3	4	OT	TOTAL				
VISITOR	Miami Dolphins	0	0	0	0	0	0	0	0
HOME	Denver Broncos	14	7	0	14	—	—	—	38

Team					SCORE				
Qtr	Clock Time	SCORING PLAY	Visitor	Home					
BRONCOS	1 5:55	T. Davis 1 yd. run (J. Elam, kick) (14-92, 7:56)	0	7					
BRONCOS	1 1:02	T. Davis 20 yd. run (J. Elam, kick) (4-66, 2:18)	0	14					
DOLPHINS	2 10:07	O. Mare 22 yd. Field Goal (11-76, 5:55)	3	14					
BRONCOS	2 4:39	D. Loville 11 yd. run (J. Elam, kick) (11-87, 5:28)	3	24					
BRONCOS	3 11:52	J. Elam 32 yd. Field Goal (5-66, 3:08)	3	31					
BRONCOS	4 13:23	R. Smith 28 yd. pass from J. Elway (J. Elam, kick) (5-52, 1:39)	3	38					
BRONCOS	4 9:49	N. Smith 79 yd. fumble return (J. Elam, kick)	3	38					

## FINAL BRONCOS DEFENSIVE STATISTICS

(Based on coaches' film review)

Player	UT	A	TT	PD	FF	FR	S-yds	I-yds	Player	UT	A	TT	PD	FF	FR	S-yds	I-yds
D. Johnson	7	2	9	1	1	0	0-0	1-48	T. Pryce	0	2	2	0	0	0	0-0	0-0
T. Braxton	6	1	7	0	0	0	0-0	0-0	M. Tanuvasa	1	0	1	0	0	0	0-0	0-0
B. Romanowski	3	3	6	1	0	0	0-0	1-0	M. Washington	1	0	1	0	0	0	1-5	0-0
S. Atwater	3	1	4	1	0	0	0-0	0-0	A. Williams	1	0	1	0	0	0	0-0	0-0
R. Crockett	2	2	4	1	0	0	0-0	0-0	H. Hasselbach	0	1	1	0	0	0	0-0	0-0
D. Gordon	2	2	4	1	0	0	0-0	0-0	K. Burns	0	0	0	0	0	0	0-0	0-0
T. James	2	0	2	0	0	0	0-0	0-0	G. Coghill	0	0	0	0	0	0	0-0	0-0
J. Mobley	2	0	2	1	0	0	0-0	0-0	S. Joyner	0	0	0	0	0	0	0-0	0-0
K. Traylor	2	0	2	0	0	0	0-0	0-0	N. Smith	0	0	0	0	0	1	0-0	0-0
G. Cadrez	1	1	2	1	0	0	0-0	0-0	<b>Team Totals</b>	<b>33</b>	<b>15</b>	<b>48</b>	<b>7</b>	<b>1</b>	<b>1</b>	<b>1-5</b>	<b>2-48</b>

## FINAL INDIVIDUAL STATISTICS

Miami Dolphins										Denver Broncos																													
RUSHING	ATT	YDS	AVG	LG	TD					RUSHING	ATT	YDS	AVG	LG	TD																								
B. Parmalee	7	14	2.0	12	0					T. Davis	21	199	9.5	62	2																								
K. Abdul-Jabbar	3	5	1.7	3	0					D. Loville	8	34	4.3	11t	1																								
D. Huard	2	-2	-1.0	-1	0					J. Elway	3	19	6.3	11	0																								
S. Pritchett	1	-3	-3.0	-3	0					B. Brister	6	-2	-0.3	2	0																								
Total	13	14	1.1	12	0					Total	38	250	6.6	62	3																								
PASSING	ATT	CMP	YDS	TKD/YD	TD	LG	IN					PASSING	ATT	CMP	YDS	TKD/YD	TD	LG	IN																				
D. Marino	37	26	243	1/5	0	23	2					J. Elway	23	14	182	1/8	1	33	0																				
Total	37	26	243	1/5	0	23	2					Total	23	14	182	1/8	1	33	0																				
PASS RECEIVING				NO	YDS	LG	TD					PASS RECEIVING				NO	YDS	LG	TD																				
O. McDuffie				9	118	23	0					S. Sharpe				5	38	10	1																				
B. Parmalee				5	24	9	0					R. Smith				4	71	28t	1																				
O. Gadsden				4	36	14	0					E. McCaffrey				3	52	33	0																				
L. Thomas				3	31	17	0					H. Griffith				1	14	14	0																				
S. Pritchett				3	23	12	0					T. Davis				1	7	7	0																				
N. Jacquet				1	6	6	0																																
K. Abdul-Jabbar				1	5	5	0																																
Total				26	243	23	0					Total				14	182	33	1																				
INTERCEPTIONS				NO	YDS	LG	TD					INTERCEPTIONS				NO	YDS	LG	TD																				
Total				0	0	0	0					Total				2	48	48	0																				
PUNTING	NO	YDS	AVG	TB	IN20	LG					PUNTING	NO	YDS	AVG	TB	IN20	LG																						
K. Wilmsmeyer	5	228	45.6	0	2	56					T. Rouen	2	97	48.5	1	0	49																						
Total	5	228	45.6	0	2	56					Total	2	97	48.5	1	0	49																						
PUNT RETURNS				NO	FC	YDS	LG	TD					PUNT RETURNS				NO	FC	YDS	LG	TD																		
T. Buckley				1	0	11	11	0					D. Gordon				2	1	14	13	0																		
(TOUCHBACK)				1	0	0	0	0					(DOWNED)				1	0	0	0	0																		
Returns				1		11	11	0					(OUT OF BOUNDS)				1	0	0	0	0																		
												Returns				2		14	13	0																			
KICKOFF RETURNS				NO	FC	YDS	LG	TD					KICKOFF RETURNS				NO	FC	YDS	LG	TD																		
J. Avery				5	0	121	35	0					V. Hebron				1	0	19	19	0																		
(TOUCHBACK)				2	0	0	0	0					(TOUCHBACK)				1	0	0	0	0																		
Returns				5		121	35	0					Returns				1		19	19	0																		
Miami Dolphins	Fum	Own	Yds	TD	Opp. FF	Rec.	Yds	TD	Out Bnds											Denver Broncos	Fum	Own	Yds	TD	Opp. FF	Rec.	Yds	TD	Out Bnds										
FUMBLES	1	0	0	0	0	0	0	0	0											FUMBLES	0	0	0	0	1	0	0	0	0										
O.Gadsden																				D. Johnson	0	0	0	0	1	1	79	1	0										
																				N. Smith	0	0	0	0	1	1	79	1	0										
Total	1	0	0	0	0	0	0	0	0											Total	0	0	0	0	1	1	79	1	0										

FINAL TEAM STATISTICS			VISITOR DOLPHINS	HOME BRONCOS
TOTAL FIRST DOWNS			14	24
By Rushing			1	13
By Passing			11	10
By Penalty			2	1
THIRD DOWN EFFICIENCY			2-10-20%	5-11-45%
FOURTH DOWN EFFICIENCY			1-2-50%	2-3-67%
TOTAL NET YARDS			252	424
Total Offensive Plays (inc. times thrown passing)			51	62
Average gain per offensive play			4.9	6.8
NET YARDS RUSHING			14	250
Total Rushing Plays			13	38
Average gain per rushing play			1.1	6.6
NET YARDS PASSING			238	174
Times thrown – yards lost attempting to pass			1-5	1-8
Gross yards passing			243	182
PASS ATTEMPTS-COMPLETIONS-HAD INTERCEPTED			37-26-2	23-14-0
Average gain per pass play (inc. # thrown passing)			6.3	7.3
KICKOFFS Number-In End Zone-Touchbacks			2-1-1	7-3-2
PUNTS Number and Average			5-45.6	2-48.5
Had Blocked			0	0
FGs – PATs Had Blocked			0-0	0-0
TOTAL RETURN YARDAGE (Not Including Kickoffs)			11	62
No. and Yards Punt Returns			1-11	2-14
No. and Yards Kickoff Returns			5-121	1-19
No. and Yards Interception Returns			0-0	2-48
PENALTIES Number and Yards			10-57	5-41
FUMBLES Number and Lost			1-1	0-0
TOUCHDOWNS			0	5
Rushing			0	3
Passing			0	1
Fumbles			0	1
EXTRA POINTS Made-Attempts			0-0	5-5
Kicking Made-Attempts			0-0	5-5
FIELD GOALS Made-Attempts			1-1	1-1
SAFETIES			0	0
FINAL SCORE			3	38
TIME OF POSSESSION			27:36	32:24







# 1997 AFC Championship Game

DENVER 24, PITTSBURGH 21

Sun., Jan. 11, 1998 • 12:35 p.m. EST • Three Rivers Stadium • Pittsburgh, Pa.

**Weather:** Sunny, 38°, Wind SW 3 mph • **Attendance:** 61,382 • **Time:** 2:59

The Denver Broncos advanced to their fifth Super Bowl—and their first since 1989—with a 24-21 victory at Pittsburgh in the AFC Championship Game, in front of 61,382 fans at Three Rivers Stadium. The Broncos became just the fifth Wild Card team to advance to the Super Bowl, since the Wild Card format was established in 1970.

The passing of John Elway and the running of Terrell Davis, along with a defensive effort that included big play after big play, combined to propel Denver to a 24-14 halftime lead, that they rode to a 24-21 win.

Elway was intercepted by Levon Kirkland on the game's second play, but the Steelers failed to answer when Norm Johnson's 38-yard field goal attempt sailed wide to the left. Denver then got on the board when Davis—who would rush for 139 yards and become the club's all-time postseason rushing leader—capped a six-play, 72-yard drive with an 8-yard touchdown run on the Broncos' second possession.

Pittsburgh evened the score on its next possession, as quarterback Kordell Stewart rushed 33 yards around right end for a touchdown to punctuate a 6-play, 65-yard drive that covered 3:02 on the clock. The Steelers then broke the deadlock early in the second quarter when Jerome Bettis powered his way into the end zone from 1-yard out to put the finishing touches on an 11-play, 68-yard drive.

But the Broncos would score the game's next 17 points, and, in effect, put the game away as the defense held up its end of the bargain down the stretch. The scoring began with a 43-yard Jason Elam field goal with 8:20 remaining in the half. After each team punted on its next possession, Denver got the ball back when Ray Crockett intercepted a Stewart bomb in the end zone, setting up a 14-point assault that would send Denver to the locker room ahead 24-14. Elway hit Howard Griffith for a 15-yard touchdown with 1:47 remaining, and Denver then forced a Pittsburgh punt and found the end zone again when Elway connected with Ed McCaffrey for a 1-yard touchdown with 13 seconds left in the half.

Denver rode that 24-14 lead into the fourth quarter before the Steelers scored the only points of the second half on a 14-yard Stewart-to-Charles Johnson touchdown pass with 2:46 remaining. But the Broncos succeeded in running out the clock on their final possession and established a new franchise record with their 15th win of the season.

Elway tied Roger Staubach for fourth place on the NFL's all-time list for postseason touchdown passes (24) with his two on the day, and the Broncos' three interceptions tied the franchise postseason record for most in a game.

## OFFICIALS

**Referee** — Ron Blum (7); **Umpire** — Bob Boylston (101); **Head Linesman** — Mark Baltz (26); **Line Judge** — Ron Winter (82); **Back Judge** — Bill Lovett (98); **Side Judge** — Dave Wyant (16); **Field Judge** — Don Hakes (96)

## STARTING LINEUPS

Denver Broncos					Pittsburgh Steelers				
Offense			Defense		Offense			Defense	
WR 80	R. Smith	LE 90	N. Smith	WR 82	Y. Thigpen	LE 74	N. Harrison	LT 65	J. Jackson
LT 65	G. Zimmerman	LT 94	K. Traylor	LT 65	J. Jackson	NT 93	J. Steed	LG 77	W. Wolford
LG 69	M. Schlereth	RT 98	M. Tanuvasa	LG 77	W. Wolford	RE 76	K. Henry	C 63	D. Dawson
C 66	T. Nalen	RE 91	A. Williams	C 63	D. Dawson	LOLB 92	J. Gildon	RG 68	B. Stai
RG 75	B. Habib	WLB 51	J. Mobley	RG 68	B. Stai	LILB 99	L. Kirkland	RT 73	J. Strzelczyk
RT 77	T. Jones	MLB 57	A. Aldridge	RT 73	J. Strzelczyk	RILB 30	E. Holmes	TE 87	M. Bruener
TE 84	S. Sharpe	SLB 53	B. Romanowski	TE 87	M. Bruener	ROLB 54	D. Jones	WR 81	C. Johnson
WR 87	E. McCaffrey	LCB 39	R. Crockett	WR 81	C. Johnson	LCB 30	C. Scott	QB 10	K. Stewart
QB 7	J. Elway	RCB 23	D. Gordon	QB 10	K. Stewart	RCB 37	C. Lake	FB 34	T. Lester
HB 30	T. Davis	FS 27	S. Atwater	FB 34	T. Lester	SS 40	M. Bell	RB 36	J. Bettis
FB 29	H. Griffith	SS 34	T. Braxton	RB 36	J. Bettis	FS 39	M. Perry		

**DENVER SUBSTITUTIONS:** K 1 J. Elam, P 16 T. Rouen, CB 21 R. Hilliard, RB 22 V. Hebron, CB 25 D. Johnson, CB 26 T. McKyer, RB 31 D. Loville, S 32 T. Veland, S 33 D. Dodge, RB 37 A. Lynn, FB 42 D. Smith, LB 56 K. Burns, LB 59 G. Cadrez, G/C 63 D. Diaz-Infante, T 74 H. Swayne, WR 81 P. Jeffers, WR 85 W.Green, TE 86 B. Chamberlain, TE 89 D. Carswell, DT 93 T. Pryce, DE 96 H. Hasselbach, DT 97 M. Lodish. **DID NOT PLAY:** QB 6 B. Brister. **INACTIVE:** QB 8 J. Lewis, LB 50 J. Hesse, LB 58 S. Russ, G 62 D. Neil, T 70 J. Brown, DE 72 E. Jones, WR 88 S. Wilson, DT 99 D. Richie.

### FIELD GOALS (made (\_\_\_) & missed)

Jason Elam		(43)	N. Johnson		38WL				
			1	2	3	4	OT	TOTAL	
VISITOR	Denver Broncos		7	17	0	0	—	24	
HOME	Pittsburgh Steelers		7	7	0	7	—	21	

Team	Qtr	Clock Time	SCORING PLAY						SCORE	
			Visitor	Home						
BRONCOS	1	9:18	T. Davis 8 yd. run (J. Elam, kick) (6-72, 3:15)						7	0
STEELERS	1	6:16	K. Stewart 33 yd. run (N. Johnson, kick) (6-65, 3:02)						7	7
STEELERS	2	12:42	J. Bettis 1 yd. run (N. Johnson, kick) (11-68, 4:46)						7	14
BRONCOS	2	8:20	J. Elam 43 yd. Field Goal (11-45, 4:22)						10	14
BRONCOS	2	1:47	H. Griffith 15 yd. pass from J. Elway (J. Elam, kick) (5-80, 2:53)						17	14
BRONCOS	2	0:13	E. McCaffrey 1 yd. pass from J. Elway (J. Elam, kick) (4-54, 0:30)						24	14
STEELERS	4	2:46	C. Johnson 14 yd. pass from K. Stewart (N. Johnson, kick) (10-79, 2:57)						24	21

## FINAL BRONCOS DEFENSIVE STATISTICS

(Based on unofficial press box statistics)

Player	UT	A	TT	PD	FR	FF	S-Yds	I-Yds	Player	UT	A	TT	PD	FR	FF	S-Yds	I-Yds
R. Crockett	8	0	8	2	0	0	1-1	1-0	R. Hilliard	1	1	2	0	0	0	0-0	0-0
T. Braxton	3	5	8	3	0	0	0-0	1-6	M. Tanuvasa	1	1	2	0	0	0	0-0	0-0
A. Aldridge	4	1	5	1	0	0	0-0	1-0	K. Traylor	1	1	2	1	0	0	1-1	0-0
D. Gordon	4	1	5	1	0	0	0-0	0-0	G. Cadrez	0	1	1	0	0	0	0-0	0-0
J. Mobley	4	1	5	1	0	0	0-0	0-0	T. Pryce	0	1	0	0	0	0	0-0	0-0
A. Williams	3	2	5	0	0	0	0-0	0-0	K. Burns	0	0	0	0	0	0	0-0	0-0
B. Romanowski	3	1	4	0	0	0	0-0	0-0	M. Lodish	0	0	0	0	1	0	0-0	0-0
S. Atwater	2	2	4	1	0	0	0-0	0-0	D. Dodge	0	0	0	0	0	0	0-0	0-0
N. Smith	2	1	3	0	0	1	1-6	0-0	T. McKyer	0	0	0	0	0	0	0-0	0-0
H. Hasselbach	1	2	3	0	0	0	0-0	0-0	<b>Team Totals</b>	<b>39</b>	<b>21</b>	<b>60</b>	<b>10</b>	<b>1</b>	<b>1</b>	<b>3-8</b>	<b>3-6</b>
D. Johnson	2	0	2	0	0	0	0-0	0-0									

## FINAL INDIVIDUAL STATISTICS

Denver Broncos						Pittsburgh Steelers					
RUSHING	ATT	YDS	AVG	LG	TD	RUSHING	ATT	YDS	AVG	LG	TD
T. Davis	26	139	5.3	43	1	J. Bettis	23	105	4.6	16	1
J. Elway	2	9	4.5	10	0	K. Stewart	3	44	14.7	33†	1
V. Hebron	2	2	1.0	2	0	F. McAfee	1	12	12.0	12	0
<b>Total</b>	<b>30</b>	<b>150</b>	<b>5.0</b>	<b>43</b>	<b>1</b>	<b>Total</b>	<b>27</b>	<b>161</b>	<b>6.0</b>	<b>33</b>	<b>2</b>

PASSING						TKD/ YD					
J. Elway	31	18	210	2/15	2	20	1	3/8	1	27	3
<b>Total</b>	<b>31</b>	<b>18</b>	<b>210</b>	<b>2/15</b>	<b>2</b>	<b>20</b>	<b>1</b>	<b>3/8</b>	<b>1</b>	<b>27</b>	<b>3</b>

PASS RECEIVING						PASS RECEIVING					
	NO	YDS	LG	TD		NO	YDS	LG	TD		
R. Smith	6	87	20	0	Y. Thigpen	6	92	27	0		
E. McCaffrey	5	37	11	1	C. Hawkins	4	30	9	0		
S. Sharpe	3	49	18	0	C. Johnson	3	34	14†	1		
H. Griffith	2	26	15†	1	W. Blackwell	2	19	16	0		
V. Hebron	1	9	9	0	M. Bruener	1	16	16	0		
T. Davis	1	2	2	0	T. Lester	1	7	7	0		

					J. Bettis	1	3	3	0
Total	18	210	20	2	Total	18	201	27	1

INTERCEPTIONS					INTERCEPTIONS				
	NO	YDS	LG	TD		NO	YDS	LG	TD
T. Braxton	1	6	6	0	L. Kirkland	1	0	0	0
A. Aldridge	1	0	0	0					
R. Crockett	1	0	0	0					

PUNTING							PUNTING						
	NO	YDS	AVG	TB	IN20	LG		NO	YDS	AVG	TB	IN20	LG
T. Rouen	5	157	31.4	0	1	48	J. Miller	4	168	42.0	0	0	51
Total	5	157	31.4	0	1	48	Total	4	168	42.0	0	0	51

PUNT RETURNS						PUNT RETURNS					
	NO	FC	YDS	LG	TD		NO	FC	YDS	LG	TD
D. Gordon	2	0	19	19	0	W. Blackwell	1	0	19	19	0
(DOWNED)	2	0	0	0	0	C. Hawkins	0	1	0	0	0
						(DOWNED)	2	0	0	0	0

DENVER BRONCOS FUMBLES						PITTSBURGH STEELERS FUMBLES											
Fum	Own Rec.	Yds	TD	FF	Opp. Rec.	Yds	TD	Out Bnds	Fum	Own Rec.	Yds	TD	FF	Opp. Rec.	Yds	TD	Out Bnds
T. Davis	1	0	0	0	0	0	0	0	T. Davis	0	0	0	0	0	0	0	0
D. Gordon	1	0	0	0	0	0	0	0	D. Perry	1	0	0	0	1	0	0	0
R. Crockett	0	1	1	0	0	0	0	0	K. Stewart	0	0	0	0	0	0	0	0
N. Smith	0	0	0	0	1	0	0	0									
M. Lodish	0	0	0	0	0	1	0	0									
<b>Returns</b>	<b>2</b>	<b>19</b>	<b>19</b>	<b>0</b>					<b>Returns</b>	<b>1</b>	<b>19</b>	<b>19</b>	<b>0</b>				
<b>KICKOFF RETURNS</b>	<b>NO</b>	<b>FC</b>	<b>YDS</b>	<b>LG</b>	<b>TD</b>				<b>KICKOFF RETURNS</b>	<b>NO</b>	<b>FC</b>	<b>YDS</b>	<b>LG</b>	<b>TD</b>			
V. Hebron	4	0	69	25	0				W. Blackwell	3	0	52	24	0			
									J. Witman	1	0	10	10	0			
									(TOUCHBACK)	1	0	0	0	0			
<b>Returns</b>	<b>4</b>		<b>69</b>	<b>25</b>	<b>0</b>				<b>Returns</b>	<b>4</b>		<b>62</b>	<b>24</b>	<b>0</b>			

## FINAL TEAM STATISTICS

	VISITOR BRONCOS	HOME STEELERS
TOTAL FIRST DOWNS	23	23
By Rushing	6	8
By Passing	15	13
By Penalty	2	2
THIRD DOWN EFFICIENCY	8-14-57%	6-11-55%
FOURTH DOWN EFFICIENCY	0-0-0%	0-0-0%
TOTAL NET YARDS	345	354
Total Offensive Plays (inc. times thrown passing)	63	66
Average gain per offensive play	5.5	5.4
NET YARDS RUSHING	150	161
Total Rushing Plays	30	27
Average gain per rushing play	5.0	6.0
NET YARDS PASSING	195	193
Times thrown – yards lost attempting to pass	2-15	3-8
Gross yards passing	210	201
PASS ATTEMPTS-COMPLETIONS-HAD INTERCEPTED	31-18-1	36-18-3
Average gain per pass play (inc. # thrown passing)	5.9	4.9
KICKOFFS Number-In End Zone-Touchbacks	5-1-1	4-0-0
PUNTS Number and Average	5-31.4	4-42
Had Blocked	0	0
FGs – PATs Had Blocked	0-0	0-0
TOTAL RETURN YARDAGE (Not Including Kickoffs)	25	19
No. and Yards Punt Returns	2-19	1-19
No. and Yards Kickoff Returns	4-69	4-62
No. and Yards Interception Returns	3-6	1-0
PENALTIES Number and Yards	4-21	4-71
FUMBLES Number and Lost	2-1	1-1
TOUCHDOWNS	3	3
Rushing	1	2
Passing	2	1
EXTRA POINTS Made-Attempts	3-3	3-3
Kicking Made-Attempts	3-3	3-3
FIELD GOALS Made-Attempts	1-1	0-1
SAFETIES	0	0
FINAL SCORE	24	21
TIME OF POSSESSION	30:01	29:59



# 1997 AFC DIVISIONAL PLAYOFF GAME

DENVER 14, KANSAS CITY 10

Sun., Jan. 4, 1998 • 3 p.m. CST • Arrowhead Stadium • Kansas City, Mo.

**Weather:** Overcast, 32° (wind chill 26°), Wind NW 6 mph • **Attendance:** 76,965 • **Time:** 2:59

The Denver Broncos posted their first road playoff win in 11 years—and only the second in franchise history—with a 14-10 victory over Kansas City in front of 76,965 at Arrowhead Stadium. Denver advanced to its first AFC Championship Game since the 1991 season on the strength of two Terrell Davis touchdowns—tying the franchise postseason record for the second week in a row—and a defensive effort that limited the Chiefs to just 10 points, tying for the fewest in club playoff history.

Davis broke a scoreless tie late in the second quarter, plowing into the end zone from 1 yard out to give Denver a 7-0 lead with 1:56 remaining in the half, capping an 8-play, 65-yard drive that covered 4:51 on the clock. Key to the drive was a 17-yard John Elway completion to Rod Smith on a third-and-seven play that gave the Broncos a first down at the Kansas City 4.

The Chiefs, limited to 58 yards total offense in the first half, came out strong after the break, moving the ball to the Denver 6-yard line, before settling for a 20-yard Pete Stoyanovich field goal. Kansas City struck again late in the quarter when Elvis Grbac found tight end Tony Gonzalez in the back of the end zone for a 12-yard score and the Chiefs' only touchdown of the day.

The Broncos, however, would answer on their ensuing possession, driving 49 yards in 6 plays for what would prove to be the game-winning touchdown. The key play of the drive was a 43-yard Elway-to-Ed McCaffrey completion on third-and-five from the Chiefs' 44-yard line, which gave Denver a first down at the Chiefs' 1-yard line. After two unsuccessful attempts from close range, Davis muscled his way through the middle of the Chiefs' line for his second touchdown of the day and the fifth of his career in the postseason to establish a new franchise record.

Kansas City would have possession three more times in the game but would be turned back each time by the Broncos' defense after reaching Denver's 31 (punt), their own 36 (punt) and the Broncos' 20 with 0:19 left (downs). The final play was a pass to the end zone on 4th-and-2 that was knocked down by Darrien Gordon, ending the Chiefs' hopes, and propelling Denver to the AFC title game.

Elway, with 170 passing yards on the day, moved into second place in NFL postseason history in that category, supplanting both Terry Bradshaw (3,833) and Jim Kelly (3,863) to finish the day at 3,940.

## OFFICIALS

**Referee** — Jerry Markbreit (9); **Umpire** — Bob Wagner (100); **Head Linesman** — Terry Gierke (72); **Line Judge** — Walt Anderson (66); **Back Judge** — Al Jury (106); **Side Judge** — Mike Pereira (77); **Field Judge** — Bill Schmitz (122)

## STARTING LINEUPS

Denver Broncos					Kansas City Chiefs				
Offense			Defense		Offense			Defense	
WR 80	R. Smith	LE 90	N. Smith	SE 89	A. Rison	LT 99	V. Booker	LT 75	J. Phillips
LT 65	G. Zimmerman	LT 94	K. Traylor	LT 69	J. Criswell	RT 75	J. Phillips	RE 92	D. Williams
LG 69	M. Schlereth	RT 98	M. Tanuvasa	LG 79	D. Scott	RE 92	D. Williams	LLB 58	D. Thomas
C 66	T. Nalen	RE 91	A. Williams	C 61	T. Grunhard	LLB 58	D. Thomas	ILB 53	W. Simmons
RG 75	B. Habib	WLB 51	J. Mobley	RG 68	W. Shields	ILB 53	W. Simmons	LCB 34	D. Carter
RT 77	T. Jones	MLB 57	A. Aldridge	RT 62	G. Parker	MLB 59	D. Edwards	RCB 40	J. Hasty
TE 84	S. Sharpe	SLB 53	B. Romanowski	TE 48	T. Popson	RLB 50	A. Davis	SS 25	R. Tongue
WR 87	E. McCaffrey	LCB 39	R. Crockett	FL 80	L. Dawson	LCB 34	D. Carter	FS 21	J. Woods
QB 7	J. Elway	RCB 23	D. Gordon	QB 11	E. Grbac	RCB 40	J. Hasty		
HB 30	T. Davis	FS 27	S. Atwater	FB 38	K. Anders	SS 25	R. Tongue		
FB 29	H. Griffith	SS 34	T. Braxton	HB 27	G. Hill	FS 21	J. Woods		

**DENVER SUBSTITUTIONS:** K 1 J. Elam, P 16 T. Rouen, CB 21 R. Hilliard, RB 22 V. Hebron, CB 25 D. Johnson, CB 26 T. McKyer, RB 31 D. Loville, S 32 T. Veland, S 33 D. Dodge, RB 37 A. Lynn, FB 42 D. Smith, LB 56 K. Burns, LB 59 G. Cadrez, G/C 63 D. Diaz-Infante, T 74 H. Swayne, WR 81 P. Jeffers, WR 85 W.Green, TE 86 B. Chamberlain, TE 89 D. Carswell, DT 93 T. Pryce, DE 96 H. Hasselbach, DT 97 M. Lodish. **DID NOT PLAY:** QB 6 B. Brister. **INACTIVE:** QB 8 J. Lewis, LB 50 J. Hesse, LB 58 S. Russ, G 62 D. Neil, T 70 J. Brown, DE 72 E. Jones, WR 88 S. Wilson, DT 99 D. Richie.

## FIELD GOALS (made (\_\_\_) & missed)

		1		2		3		4		OT		TOTAL	
VISITOR	Denver Broncos	0	7	0	7	—	—	—	—	—	—	14	
HOME	Kansas City Chiefs	0	0	10	0	—	—	—	—	—	—	10	

Team		Qtr	Clock Time	SCORING PLAY		SCORE	
						Visitor	Home
BRONCOS	2	1:56		T. Davis 1 yd. run (J. Elam, kick) (8-65, 4:51)		7	0
CHIEFS	3	9:42		P. Stoyanovich 20 yd. Field Goal (11-67, 5:18)		7	3
CHIEFS	3	0:10		T. Gonzalez 12 yd. pass from E. Grbac (P. Stoyanovich, kick) (4-65, 1:35)		7	10
BRONCOS	4	12:32		T. Davis 1 yd. run (J. Elam, kick) (6-49, 2:38)		14	10

## FINAL BRONCOS DEFENSIVE STATISTICS

(Based on unofficial press box statistics)

Player	UT	A	TT	PD	FR	FF	S-Yds	I-Yds	Player	UT	A	TT	PD	FR	FF	S-Yds	I-Yds
J. Mobley	7	0	7	0	0	0	0-0	0-0	M. Tanuvasa	2	0	2	0	0	0	0-0	0-0
T. Braxton	5	1	6	0	0	0	0-0	0-0	A. Williams	2	0	2	0	0	0	2-14	0-0
D. Gordon	5	0	5	2	0	0	0-0	0-0	D. Johnson	1	0	1	0	0	0	0-0	0-0
B. Romanowski	5	0	5	0	0	0	0-0	0-0	M. Lodish	1	0	1	0	0	0	0-0	0-0
A. Aldridge	4	1	5	0	0	0	0-0	0-0	K. Burns	0	0	0	0	0	0	0-0	0-0
R. Crockett	4	0	4	0	0	0	0-0	0-0	G. Cadrez	0	0	0	0	0	0	0-0	0-0
N. Smith	4	0	4	0	0	1	2-20	0-0	T. McKyer	0	0	0	0	0	0	0-0	0-0
K. Traylor	3	0	3	0	0	0	0-0	0-0	T. Pryce	0	0	0	0	0	0	0-0	0-0
S. Atwater	2	1	3	0	0	0	0-0	0-0	T. Veland	0	0	0	0	0	0	0-0	0-0
H. Hasselbach	2	0	2	0	0	0	0-0	0-0	<b>Team Totals</b>	<b>47</b>	<b>3</b>	<b>50</b>	<b>2</b>	<b>0</b>	<b>1</b>	<b>4-34</b>	<b>0-0</b>

## FINAL INDIVIDUAL STATISTICS

Denver Broncos							Kansas City Chiefs													
RUSHING	ATT	YDS	AVG	LG	TD		RUSHING	ATT	YDS	AVG	LG	TD								
T. Davis	25	101		41	2		M. Allen	12	37	3.1	14	0								
H. Griffith	4	9	2.3	4	0		E. Grbac	4	22	5.5	11	0								
D. Loville	2	0	0.0	3	0		K. Anders	3	9	3.0	6	0								
J. Elway	1	-1	-1.0	-1	0		D. Bennett	3	4	1.3	8	0								
							L. Aguiar	1	3	3.0	3	0								
							G. Hill	1	2	2.0	2	0								
Total	32	109	3.4	41	2		Total	24	77	3.2	14	0								
PASSING	ATT	CMP	YDS	TKD/YD	TD	LG	IN	PASSING	ATT	CMP	YDS	TKD/YD	TD	LG	IN					
J. Elway	19	10	170	1/7	0	43	0	E. Grbac	37	24	260	4/34	1	50	0					
Total	19	10	170	1/7	0	43	0	Total	37	24	260	4/34	1	50	0					
PASS RECEIVING			NO	YDS	LG	TD		PASS RECEIVING			NO	YDS	LG	TD						
E. McCaffrey			3	56	43	0		A. Rison			8	110	34	0						
S. Sharpe			2	33	22	0		T. Popson			5	26	13	0						
R. Smith			2	19	17	0		T. Gonzalez			3	26	12t	1						
D. Carswell			1	26	26	0		L. Dawson			2	20	12	0						
W. Green			1	19	19	0		K. Anders			2	4	3	0						
T. Davis			1	17	17	0		J. Horn			1	50	50	0						
								D. Hughes			1	13	13	0						
								M. Allen			1	8	8	0						
								T. Vanover			1	3	3	0						
Total			10	170	43	0		Total			24	260	50	1						
INTERCEPTIONS			NO	YDS	LG	TD		INTERCEPTIONS			NO	YDS	LG	TD						
Total			0	0	0	0		Total			0	0	0	0						
PUNTING	NO	YDS	AVG	TB	IN20	LG		PUNTING	NO	YDS	AVG	TB	IN20	LG						
T. Rouen	6	217	36.2	1	2	51		L. Aguiar	5	232	46.4	0	2	62						
Total	6	217	36.2	1	2	51		Total	5	232	46.4	0	2	62						
PUNT RETURNS		NO	FC	YDS	LG	TD		PUNT RETURNS		NO	FC	YDS	LG	TD						
D. Gordon		1	1	36	36	0		T. Vanover		1	1	10	10	0						
(DOWNED)		3	0	0	0	0		(DOWNED)		3	0	0	0	0						
								(TOUCHBACK)		1	0	0	0	0						
Returns		1		36	36	0		Returns		1		10	10	0						
KICKOFF RETURNS		NO	FC	YDS	LG	TD		KICKOFF RETURNS		NO	FC	YDS	LG	TD						
V. Hebron		2	0	51	28	0		T. Vanover		3	0	69	25	0						
D. Loville		1	0	20	20	0														
Returns		3		71	28	0		Returns		3		69	25	0						
Denver Broncos FUMBLES	Fum	Own	Rec.	Yds	TD	FF	Opp. Rec.	Yds	TD	Out Bnds	Kansas City Chiefs FUMBLES	Fum	Own	Rec.	Yds	TD	Out Bnds			
T. Davis	2	2	0	0	0	0	0	0	0	0	D. Williams	0	0	0	0	1	0	0	0	
A. Lynn	0	0	0	0	0	1	0	0	0	0	T. Vanover	1	1	0	0	0	0	0	0	
J. Elway	1	0	0	0	0	0	0	0	0	0	J. Woods	0	0	0	1	0	0	0	0	
N. Smith	0	0	0	0	0	1	0	0	0	0	A. Davis	0	0	0	0	1	0	0	0	
D. Loville	1	0	0	0	0	0	0	0	0	0	E. Grbac	1	0	0	0	0	0	0	0	
											G. Parker	0	1	0	0	0	0	0	0	
											J. Browning	0	0	0	0	1	0	0	0	
											R. Tongue	0	0	0	0	0	1	0	0	0
Total	4	2	0	0	2	0	0	0	0	0	Total	2	2	0	0	3	2	0	0	0

## FINAL TEAM STATISTICS

	VISITOR BRONCOS	HOME CHIEFS
TOTAL FIRST DOWNS	16	18
By Rushing	6	7
By Passing	6	4
By Penalty	3	4
THIRD DOWN EFFICIENCY	5-11-45%	5-15-33%
FOURTH DOWN EFFICIENCY	0-0-0%	1-3-33%
TOTAL NET YARDS	272	303
Total Offensive Plays (inc. times thrown passing)	52	65
Average gain per offensive play	5.2	4.7
NET YARDS RUSHING	109	77
Total Rushing Plays	32	24
Average gain per rushing play	3.4	3.2
NET YARDS PASSING	163	226
Times thrown – yards lost attempting to pass	1-7	4-34
Gross yards passing	170	260
PASS ATTEMPTS-COMPLETIONS-HAD INTERCEPTED	19-10-0	37-24-0
Average gain per pass play (inc. # thrown passing)	8.2	5.5
KICKOFFS Number-In End Zone-Touchbacks	3-0-0	3-1-0
PUNTS Number and Average	6-36.2	5-46.4
Had Blocked	0	0
FGs – PATs Had Blocked	0-0	0-0
TOTAL RETURN YARDAGE (Not Including Kickoffs)	36	10
No. and Yards Punt Returns	1-36	1-10
No. and Yards Kickoff Returns	3-71	3-69
No. and Yards Interception Returns	0-0	0-0
PENALTIES Number and Yards	8-64	7-65
FUMBLES Number and Lost	4-2	2-0
TOUCHDOWNS	2	1
Rushing	2	0
Passing	0	1
EXTRA POINTS Made-Attempts	2-2	1-1
Kicking Made-Attempts	2-2	1-1
FIELD GOALS Made-Attempts	0-0	1-2
SAFETIES	0	0
FINAL SCORE	14	10
TIME OF POSSESSION	28:54	31:06



# 1997 AFC WILD CARD PLAYOFF GAME

DENVER 42, JACKSONVILLE 17

Sat., Dec. 27, 1997 • 2:05 p.m. MST • Mile High Stadium • Denver

**Weather:** Partly Cloudy, 44° (wind chill 19°), Wind N 30 mph • **Attendance:** 74,481 • **Time:** 3:02

The Denver Broncos advanced to the AFC Divisional playoffs by literally running the Jacksonville Jaguars out of town as they piled up a club postseason-record 310 rushing yards en route to a 42-17 victory in front of 74,481 at Mile High Stadium. The Broncos set numerous other postseason records during the contest, including new standards for rushing attempts (49), total yards (511), points in a quarter (21; 4th qtr.), total points (42), first downs (28), rushing first downs (18) and third-down efficiency (75%), while the 237 yards allowed by the defense was the second-lowest total in Denver's 21-game playoff history.

The Broncos scored touchdowns on each of their first three possessions, racking up a 21-0 lead on 32 offensive plays, during which time the Jaguars ran only six. Terrell Davis capped Denver's opening drive with a 2-yard touchdown run, and Rod Smith punctuated the next when he reeled in a 43-yard touchdown pass from John Elway. The lead was increased to 21-0 when Davis—who set franchise postseason records for rushing attempts (31), rushing yards (184) and longest run from scrimmage (59) before leaving in the third quarter with bruised ribs—tied the franchise records for rushing touchdowns and total touchdowns in a postseason game with his second of the day, this one from 5 yards out.

The Jaguars answered by scoring the game's next 17 points, courtesy of a 1-yard Natrone Means touchdown run before the half, a 38-yard Mike Hollis field goal early in the third quarter and a blocked punt by Travis Davis, which the Jacksonville safety returned 29 yards for a touchdown to pull the Jaguars to within 21-17.

But the Broncos dominated from there as Derek Loville took over for the injured Davis and slashed his way to 103 yards (second-most by a Bronco in postseason) on 11 attempts, and scored two fourth-quarter touchdowns on runs of 25 and 8 yards to tie the club touchdown record already achieved in the game by Davis. Vaughn Hebronn then got into the act, scoring Denver's fifth rushing touchdown of the day on a 6-yard run with 1:11 remaining, to push the lead to its final margin of 42-17. With Davis' 184 rushing yards and Loville's 103, Denver became just the third team in NFL postseason history to boast two 100-yard rushers in the same game. Additionally, Denver's 40 minutes and 59 seconds of possession time and their 310 rushing yards both were the fifth-highest recorded in an NFL playoff game.

## OFFICIALS

**Referee** —Bernie Kukar (86); **Umpire** — Jeff Rice (44); **Head Linesman** — John Schleyer (21); **Line Judge** — Tom Barnes (55); **Back Judge** — Tom Sifferman (118); **Side Judge** — Doug Toole (4); **Field Judge** — Bill Leavy (127)

## STARTING LINEUPS

Jacksonville Jaguars						Denver Broncos					
Offense			Defense			Offense			Defense		
WR 82	J. Smith	LE 56	J. Lageman	WR 80	R. Smith	LE 90	N. Smith	LT 71	T. Boselli	LT 97	R. Wynn
LG 62	B. Coleman	RT 93	E. Tuapolo	LG 69	M. Schlereth	RT 98	M. Tanuvasa	C 79	D. Widell	RE 96	C. Simmons
RG 76	R. Tylistki	SLB 51	K. Hardy	RG 75	B. Habib	WLB 51	J. Mobley	RT 72	L. Searcy	MLB 58	B. Schwartz
TE 83	P. Mitchell	WLB 50	E. Robinson	TE 84	S. Sharpe	SLB 53	B. Romanowski	WR 87	K. McCordell	LCB 41	D. Thomas
QB 8	M. Brunell	RCB 27	D. Figures	QB 7	J. Elway	RCB 23	D. Gordon	RB 20	N. Means	SS 45	T. Davis
RB 28	D. Jones	FS 37	C. Hudson	RB 30	T. Davis	FS 27	S. Atwater	TE 88	D. Jones	FS 37	C. Hudson

**DENVER SUBSTITUTIONS:** K 1 Jason Elam, QB 6 B. Brister, P 16 T. Rouen, CB 21 R. Hilliard, RB 22 V. Hebronn, CB 25 D. Johnson, CB 26 T. McKyer, RB 31 D. Loville, S 32 T. Veland, S 33 D. Dodge, RB 37 A. Lynn, FB 42 D. Smith, LB 56 K. Burns, LB 59 G. Cadrez, G 63 D. Diaz-Infante, T 74 H. Swayne, WR 81 P. Jeffers, WR 85 W. Green, TE 86 B. Chamberlain, TE 89 D. Carswell, DT 93 T. Pryce, DE 96 H. Hasselbach, DT 97 M. Lodish. **INACTIVE:** QB 8 J. Lewis, LB 50 J. Hesse, LB 58 S. Russ, C/G 62 D. Neil, T 70 J. Brown, DE 72 E. Jones, WR 88 S. Wilson, DT 99 D. Richie.

## FIELD GOALS (made (\_\_\_) & missed)

M. Hollis	(38)										
			1	2	3	4	OT	TOTAL			
VISITOR	Jacksonville Jaguars		0	7	10	0	—	17			
HOME	Denver Broncos		14	7	0	21	—	42			

Team	Qtr	Clock Time	SCORING PLAY	SCORE Visitor	Home
BRONCOS	1	7:39	T. Davis 2 yd. run (J. Elam, kick) (15-73, 7:21)	0	7
BRONCOS	1	2:37	R. Smith 43 yd. pass from J. Elway (J. Elam, kick) (6-60, 4:07)	0	14
BRONCOS	2	10:46	T. Davis 5 yd. run (J. Elam, kick) (11-92, 5:16)	0	21
JAGUARS	2	5:09	N. Means 1 yd. run (M. Hollis, kick) (9-79, 5:37)	7	21
JAGUARS	3	13:33	M. Hollis 38 yd. Field Goal (4-7, 1:27)	10	21
JAGUARS	3	9:16	T. Davis 29 yd. blocked punt return (M. Hollis, kick)	17	21
BRONCOS	4	13:21	D. Loville 25 yd. run (J. Elam, kick) (2-48, 0:37)	17	28
BRONCOS	4	3:43	D. Loville 8 yd. run (J. Elam, kick) (10-80, 5:28)	17	35
BRONCOS	4	1:11	V. Hebronn 6 yd. run (J. Elam, kick) (2-9, 0:49)	17	42

## FINAL BRONCOS DEFENSIVE STATISTICS

(Based on unofficial press box statistics)

Player	UT	A	TT	PD	FR	FF	S-Yds	I-Yds	Player	UT	A	TT	PD	FR	FF	S-Yds	I-Yds
J. Mobley	4	2	6	0	0	0	0-0	0-0	R. Crockett	1	0	1	0	0	0	0-0	0-0
D. Gordon	5	0	5	4	0	0	1-8	1-0	T. Pryce	1	0	1	0	0	0	1-0	0-0
B. Romanowski	3	1	4	0	0	0	0-0	0-0	A. Williams	1	0	1	0	0	0	0-0	0-0
K. Traylor	3	1	4	1	0	0	0-0	0-0	H. Hasselbach	0	0	1	0	0	0	0-0	0-0
N. Smith	2	1	3	1	0	0	0-0	0-0	K. Burns	0	0	0	0	0	0	0-0	0-0
G. Cadrez	2	0	2	0	0	0	0-0	0-0	D. Johnson	0	0	0	1	0	0	0-0	0-0
M. Tanuvasa	1	1	2	0	0	0	0-0	1-8	M. Lodish	0	0	0	0	0	0	0-0	0-0
S. Atwater	0	2	2	2	0	0	0-0	0-0	T. McKyer	0	0	0	0	0	0	0-0	0-0
A. Aldridge	1	0	1	0	1	0	0-0	0-0	T. Veland	0	0	0	0	0	0	0-0	0-0
T. Braxton	1	0	1	0	0	0	0-0	0-0	<b>Team Totals</b>	<b>25</b>	<b>9</b>	<b>34</b>	<b>9</b>	<b>1</b>	<b>0</b>	<b>3-16</b>	<b>1-0</b>

## FINAL INDIVIDUAL STATISTICS

Jacksonville Jaguars						Denver Broncos					
RUSHING	ATT	YDS	AVG	LG	TD	RUSHING	ATT	YDS	AVG	LG	TD
N. Means	10	40	4.0	14	1	T. Davis	31	184	5.9	59	2
J. Stewart	1	6	6.0	6	0	D. Loville	11	103	9.4	44	2
M. Brunell	3	4	1.3	5	0	V. Hebronn	6	23	3.8	6t	1
						J. Elway	1	0	0.0	0	0
<b>Total</b>	<b>14</b>	<b>50</b>	<b>3.6</b>	<b>14</b>	<b>1</b>	<b>Total</b>	<b>49</b>	<b>310</b>	<b>6.3</b>	<b>59</b>	<b>5</b>

PASSING	ATT	CMP	YDS	TKD/YD	TD	LG	IN	PASSING	ATT	CMP	YDS	TKD/YD	TD	LG	IN
M. Brunell	32	18	203	3/16	0	37	1	J. Elway	24	16	223	3/22	1	43t	0
<b>Total</b>	<b>32</b>	<b>18</b>	<b>203</b>	<b>3/16</b>	<b>0</b>	<b>37</b>	<b>1</b>	<b>Total</b>	<b>24</b>	<b>16</b>	<b>223</b>	<b>3/22</b>	<b>1</b>	<b>43t</b>	<b>0</b>

PASS RECEIVING	NO	YDS	LG	TD	PASS RECEIVING	NO	YDS	LG	TD
K. McCordell	6	55	20	0	T. Davis	4	11	6	0
J. Smith	6	55	16	0	R. Smith	3	99	43t	0
J. Stewart	3	46	26	0	E. McCaffrey	2	33	25	0
D. Jones	1	37	37	0	W. Green	2	32	22	0
P. Mitchell	1	7	7	0	S. Sharpe	2	29	23	0
N. Means	1	3	3	0	H. Griffith	2	9	8	0
					D. Loville	1	10	10	0
<b>Total</b>	<b>18</b>	<b>203</b>	<b>37</b>	<b>0</b>	<b>Total</b>	<b>16</b>	<b>223</b>	<b>43t</b>	<b>1</b>

INTERCEPTIONS	NO	YDS	LG	TD	INTERCEPTIONS	NO	YDS	LG	TD
					D. Gordon	1	0	0	0
<b>Total</b>	<b>0</b>	<b>0</b>	<b>0</b>	<b>0</b>	<b>Total</b>	<b>1</b>	<b>0</b>	<b>0</b>	<b>0</b>

PUNTING	NO	YDS	AVG	TB	IN20	LG	PUNTING	NO	YDS	AVG	TB	IN20	LG
B. Barker	4	118	29.5	0	1	35	T. Rouen (BLOCKED)	2	99	49.5	0	1	53
								1	0	0.0	0	0	0
<b>Total</b>	<b>4</b>	<b>118</b>	<b>29.5</b>	<b>0</b>	<b>1</b>	<b>35</b>	<b>Total</b>	<b>3</b>	<b>99</b>	<b>33.0</b>	<b>0</b>	<b>1</b>	<b>53</b>

PUNT RETURNS	NO	FC	YDS	LG	TD	PUNT RETURNS	NO	FC	YDS	LG	TD
R. Barlow (DOWNED)	1	0	5	5	0	D. Gordon (DOWNED)	1	0	14	14	0
	1	0	0	0	0	(OUT OF BOUNDS)	2	0	0	0	0
<b>Returns</b>	<b>1</b>		<b>5</b>	<b>5</b>	<b>0</b>	<b>Returns</b>	<b>1</b>		<b>14</b>	<b>14</b>	<b>0</b>

KICKOFF RETURNS	NO	FC	YDS	LG	TD	KICKOFF RETURNS	NO	FC	YDS	LG	TD
R. Barlow	3	0	118	58	0	V. Hebronn (TOUCHBACK)	3	0	87	51	0
M. Logan	3	0	44	18	0		1	0	0	0	0
T. Hallock	1	0	6	6	0						
D. Jones	0	0	-2	-2	0						
<b>Returns</b>	<b>7</b>		<b>166</b>	<b>58</b>	<b>0</b>	<b>Returns</b>	<b>3</b>		<b>87</b>	<b>51</b>	<b>0</b>

Jacksonville Jaguars	Own	Opp.					Out	Denver Broncos	Own	Opp.					Out				
FUMBLES	Fum	Rec.	Yds	TD	FF	Rec.	Yds	TD	Bnds	FUMBLES	Fum	Rec.	Yds	TD	FF	Rec.	Yds	TD	Bnds
C. Simmons	0	0	0	0	1	0	0	0	0	A. Aldridge	3	1	-10	0	0	0	0	0	0
C. Hudson	0	0	0	0	0	0	0	0	0		0	0	0	0	0	1	0	0	0
R. Wynn	0	0	0	0	0	1	0	0	0										
M. Brunell	1	0	0	0	0	0	0	0	0										
D. Thomas	0	0	0	0	0	1	0	0	0										
Total	1	0	0	0	2	2	0	0	0	Total	3	1	-10	0	0	1	0	0	0

## FINAL TEAM STATISTICS

	VISITOR JAGUARS	HOME BRONCOS
TOTAL FIRST DOWNS	14	28
By Rushing	3	18
By Passing	9	8
By Penalty	2	2
THIRD DOWN EFFICIENCY	3-10-30%	12-16-75%
FOURTH DOWN EFFICIENCY	0-1-0%	1-1-100%
TOTAL NET YARDS	237	511
Total Offensive Plays (inc. times thrown passing)	49	76
Average gain per offensive play	4.8	6.7
NET YARDS RUSHING	50	310
Total Rushing Plays	14	49
Average gain per rushing play	3.6	6.3
NET YARDS PASSING	187	201
Times thrown – yards lost attempting to pass	3-16	3-22
Gross yards passing	203	223
PASS ATTEMPTS-COMPLETIONS-HAD INTERCEPTED	32-18-1	24-16-0
Average gain per pass play (inc. # thrown passing)	5.3	7.4
KICKOFFS Number-In End Zone-Touchbacks	4-1-1	7-0-0
PUNTS Number and Average	4-29.5	3-33
Had Blocked	0	1
FGs – PATs Had Blocked	0-0	0-0
TOTAL RETURN YARDAGE (Not Including Kickoffs)	5	14
No. and Yards Punt Returns	1-5	1-14
No. and Yards Kickoff Returns	7-166	3-87
No. and Yards Interception Returns	0-0	1-0
PENALTIES Number and Yards	9-54	9-94
FUMBLES Number and Lost	1-1	3-2
TOUCHDOWNS	3	6
Rushing	1	5
Passing	0	1
Other (Blocked Kicks, etc.)	2	0
EXTRA POINTS Made-Attempts	2-2	6-6
Kicking Made-Attempts	2-2	6-6
FIELD GOALS Made-Attempts	1-1	0-0
SAFETIES	0	0
FINAL SCORE	17	42
TIME OF POSSESSION	19:01	40:59



## 1996 AFC Divisional Playoff Game

### Jacksonville 30, Denver 27

Sat., Jan. 4, 1997 • 2:05 p.m. MST • Mile High Stadium • Denver

*Weather: Sunny, 46°, Wind NW 15 mph • Attendance: 75,678 • Time: 3:02*

The Broncos' most successful season since 1991 came to a surprising end at the hands of the Jacksonville Jaguars in an AFC Divisional Playoff game in front of 75,678 stunned fans at Mile High Stadium by a final score of 30-27. The loss was Denver's first of the season at home and only their second ever at home in the postseason.

The contest began on a promising note for the Broncos as they scored on two of their first three possessions to take a 12-0 lead into the second quarter. First, Vaughn Hebronn scored his first-ever postseason touchdown on a 1-yard plunge on fourth down. During that drive, Terrell Davis set a franchise record for the longest postseason run with a 47-yard scamper. On Denver's next possession, Shannon Sharpe hauled in an 18-yard pass from John Elway to produce the 12-point margin.

The Jaguars then proceeded to score on their next six possessions with the first five being unanswered by the Broncos, producing a 23-12 advantage for Jacksonville. The Broncos responded with a 9-play, 57-yard drive, capped by a 2-yard touchdown run by Davis, who then tacked on the two-point conversion himself to cut the deficit to three. But then Mark Brunell, who threw for 245 yard and two touchdowns on the day, connected with Jimmy Smith on a critical third-and-five play at the Broncos' 16-yard line with 3:39 remaining in the game to restore a 10-point advantage.

The Broncos again pulled to within three points when Elway found Ed McCaffrey in the end zone for a 15-yard touchdown with 1:50 left, but Denver's magic ran out as the Jaguars held on for the 30-27 win.

During the contest, Elway—who played in his franchise-record 15th postseason game—passed Terry Bradshaw for fourth place on the all-time NFL postseason list for pass attempts. Natrone Means, who led Jacksonville's 203-yard ground attack, rushed for 140 yards on 21 carries. Brunell added 44 more on seven rushes.

### OFFICIALS

**Referee** — Red Cashion (43); **Umpire** — Art Demmas (78); **Line Judge** — Byron Boston (18); **Side Judge** — Laird Hayes (125); **Head Linesman** — Sid Semon (109); **Back Judge** — Tim Millis (80); **Field Judge** — John Robison (46)

### STARTING LINEUPS

Jacksonville Jaguars					Denver Broncos				
Offense			Defense		Offense			Defense	
WR 82	J. Smith	LE 56	J. Lageman	WR 83	A. Miller	LE 90	D. Williams	LT 97	M. Lodish
LT 71	T. Boselli	LT 92	D. Davey	LT 65	G. Zimmermann	LT 69	M. Schlereth	RT 95	M. Perry
LG 62	B. Coleman	RT 64	J. Jurkovic	LG 69	M. Schlereth	RT 95	M. Perry	RE 91	A. Williams
C 79	D. Widell	RE 96	C. Simmons	C 66	T. Nalen	RE 91	A. Williams	WLB 51	J. Mobley
RG 76	R. Tylski	SLB 51	K. Hardy	RG 75	B. Habib	WLB 51	J. Aldridge	SLB 53	B. Romanowski
RT 72	L. Searcy	MLB 55	T. McManus	RT 76	B. Thompson	MLB 57	A. Aldridge	LCB 39	R. Crockett
TE 86	D. Brown	WLB 50	E. Robinson	TE 84	S. Sharpe	SLB 53	B. Romanowski	RCB 48	L. Washington
WR 87	K. McCardell	LCB 21	A. Beasley	WR 87	E. McCaffrey	LCB 39	R. Crockett	FS 27	S. Atwater
QB 8	M. Brunell	RCB 25	M. Washington	QB 7	J. Elway	RCB 48	L. Washington	SS 34	T. Braxton
RB 20	N. Means	SS 28	D. Hall	HB 30	T. Davis	FS 27	S. Atwater		
FB 35	L. Maston	FS 37	C. Hudson	FB 29	A. Craver	SS 34	T. Braxton		

**DENVER SUBSTITUTIONS:** 1 J. Elam, 16 T. Rouen, 20 T. James, 21 R. Hilliard, 22 V. Hebronn, 25 D. Johnson, 31 R. Jones, 37 T. Hauck, 38 R. Rivers, 56 K. Burns, 59 G. Cadrez, 70 J. Brown, 79 J. Geathers, 80 R. Smith, 82 P. Jeffers, 86 B. Chamberlain, 88 M. Sherrard, 89 D. Carswell, 94 J. Robinson, 96 H. Hasselbach, 98 M. Tanuvasa. **DID NOT PLAY:** 8 J. Lewis, 63 D. Diaz-Infante. **INACTIVE:** 11 T. Rubley, 42 D. Smith, 54 B. Hager, 64 R. Tamm, 67 M. Campbell, 68 R. McElroy, 72 E. Jones, 81 T. Kinchen.

FIELD GOALS (made ( _ ) & missed)									
M. Hollis	(46)	(42)	(22)						
				1	2	3	4	OT	TOTAL
VISITOR	Jacksonville Jaguars			0	13	7	10	—	30
HOME	Denver Broncos			12	0	0	15	—	27
SCORE									
Team	Qtr	Clock Time	SCORING PLAY	Visitor	Home				
BRONCOS	1	6:22	V. Hebronn 1 yd. run (No good, blocked) (6-50, 2:58)	0	6				
BRONCOS	1	0:33	S. Sharpe 18 yd. pass from J. Elway (2-pt. Att. Failed) (7-64, 3:52)	0	12				
JAGUARS	2	11:15	M. Hollis 46 yd. Field Goal (10-50, 4:18)	3	12				
JAGUARS	2	2:58	N. Means 8 yd. run (M. Hollis, kick) (10-80, 5:21)	10	12				
JAGUARS	2	0:10	M. Hollis 42 yd. Field Goal (5-65, 0:47)	13	12				
JAGUARS	3	8:51	K. McCardell 31 yd. pass from M. Brunell (M. Hollis, kick) (7-75, 3:18)	20	12				
JAGUARS	4	10:51	M. Hollis 22 yd. Field Goal (17-88, 8:32)	23	12				
BRONCOS	4	7:37	T. Davis 2 yd. run (T. Davis, run) (9-57, 3:14)	23	20				
JAGUARS	4	3:39	J. Smith 16 yd. pass from M. Brunell (M. Hollis, kick) (9-74, 3:58)	30	20				
BRONCOS	4	1:50	E. McCaffrey 15 yd. pass from J. Elway (J. Elam, kick) (8-80, 1:49)	30	27				

### FINAL BRONCOS DEFENSIVE STATISTICS

(from unofficial press box statistics)

Player	UT	A	TT	PD	FR	FF	S-Yds	I-Yds		Player	UT	A	TT	PD	FR	FF	S-Yds	I-Yds
T. Braxton	10	1	11	0	0	0	0-0	0-0		M. Lodish	2	0	2	0	0	0	0-0	0-0
J. Mobley	6	2	8	1	0	0	0-0	0-0		B. Romanowski	2	0	2	0	0	0	0-0	0-0
S. Atwater	6	0	6	0	0	0	0-0	0-0		H. Hasselbach	1	0	1	0	0	0	0-0	0-0
A. Aldridge	5	1	6	1	0	0	1-0-4	0-0		R. Hilliard	1	0	1	0	0	0	0-0	0-0
M. Perry	4	1	5	0	0	0	0-0	0-0		M. Tanuvasa	1	0	1	0	0	0	0-0	0-0
D. Williams	2	2	4	1	0	0	1-0-1	0-0		A. Williams	1	0	1	2	0	0	0-0	0-0
R. Crockett	2	0	2	1	0	0	0-0	0-0		K. Burns	0	0	0	0	0	0	0-0	0-0
T. Hauck	2	0	2	0	0	0	0-0	0-0		<b>Team Totals</b>	<b>47</b>	<b>7</b>	<b>54</b>	<b>6</b>	<b>0</b>	<b>0</b>	<b>2-0-5</b>	<b>0-0</b>
T. James	2	0	2	0	0	0	0-0	0-0										

### FINAL INDIVIDUAL STATISTICS

Jacksonville Jaguars							Denver Broncos						
RUSHING	ATT	YDS	AVG	LG	TD		RUSHING	ATT	YDS	AVG	LG	TD	
N. Means	21	140	6.7	21	1		T. Davis	14	91	6.5	47	1	
M. Brunell	7	44	6.3	29	0		J. Elway	5	30	6.0	19	0	
J. Stewart	8	19	2.4	5	0		V. Hebronn	2	5	2.5	4	1	
<b>Total</b>	<b>36</b>	<b>203</b>	<b>5.6</b>	<b>29</b>	<b>1</b>		<b>Total</b>	<b>21</b>	<b>126</b>	<b>6.0</b>	<b>47</b>	<b>2</b>	

PASSING	ATT	CMP	YDS	TKD/YD	TD	LG	IN
M. Brunell	29	18	245	2/5	2	44	0
<b>Total</b>	<b>29</b>	<b>18</b>	<b>245</b>	<b>2/5</b>	<b>2</b>	<b>44</b>	<b>0</b>

PASS RECEIVING	NO	YDS	LG	TD
K. McCardell	5	59	31t	1
N. Means	4	46	29	0
J. Smith	3	71	44	1
W. Jackson	3	35	19	0
P. Mitchell	2	9	8	0
J. Stewart	1	25	25	0

Total	18	245	44	2
INTERCEPTIONS	NO	YDS	LG	TD
<b>Total</b>	<b>0</b>	<b>0</b>	<b>0</b>	<b>0</b>

PUNTING	NO	YDS	AVG	TB	IN20	LG
B. Barker	3	119	39.7	0	0	49
<b>Total</b>	<b>3</b>	<b>119</b>	<b>39.7</b>	<b>0</b>	<b>0</b>	<b>49</b>

PUNT RETURNS	NO	FC	YDS	LG	TD
C. Hudson	1	2	3	3	0
(DOWNED)	1	0	0	0	0
(TOUCHBACK)	1	0	0	0	0
<b>Returns</b>	<b>1</b>		<b>3</b>	<b>3</b>	<b>0</b>

KICKOFF RETURNS	NO	FC	YDS	LG	TD
B. Brooks	4	0	75	29	0
L. Maston	0	0	0	0	0

Returns	4	75	29	0
---------	---	----	----	---

Jacksonville Jaguars FUMBLES	Own	Yds	TD	FF	Opp. Rec.	Yds	TD	Out Bnds
T. McManus	0	0	0	0	1	0	0	0
<b>Total</b>	<b>0</b>	<b>0</b>	<b>0</b>	<b>0</b>	<b>1</b>	<b>0</b>	<b>0</b>	<b>0</b>

Denver Broncos FUMBLES	Own	Yds	TD	FF	Opp. Rec.	Yds	TD	Out Bnds
D. Carswell	1	1	0	0	0	0	0	0
<b>Total</b>	<b>1</b>	<b>1</b>	<b>0</b>	<b>0</b>	<b>0</b>	<b>0</b>	<b>0</b>	<b>0</b>

### FINAL TEAM STATISTICS

	VISITOR JAGUARS	HOME BRONCOS
TOTAL FIRST DOWNS	22	21
By Rushing	9	7
By Passing	11	13
By Penalty	2	1
THIRD DOWN EFFICIENCY	8-15-53%	6-12-50%
FOURTH DOWN EFFICIENCY	0-0-0%	1-1-100%
TOTAL NET YARDS	443	351
Total Offensive Plays (inc. times thrown passing)	67	60
Average gain per offensive play	6.6	5.9
NET YARDS RUSHING	203	126
Total Rushing Plays	36	21
Average gain per rushing play	5.6	6.0
NET YARDS PASSING	240	225
Times thrown – yards lost attempting to pass	2-5	1-1
Gross yards passing	245	226
PASS ATTEMPTS-COMPLETIONS-HAD INTERCEPTED	29-18-0	38-25-0
Average gain per pass play (inc. # thrown passing)	7.7	5.8
KICKOFFS Number-In End Zone-Touchbacks	7-1-1	5-2-0
PUNTS Number and Average	3-39.7	5-42.6
Had Blocked	0	0
FGs – PATs Had Blocked	0-0	0-1
TOTAL RETURN YARDAGE (Not Including Kickoffs)	3	12
No. and Yards Punt Returns	1-3	2-12
No. and Yards Kickoff Returns	4-75	6-123
No. and Yards Interception Returns	0-0	0-0
PENALTIES Number and Yards	3-18	8-64
FUMBLES Number and Lost	0-0	1-0
TOUCHDOWNS	3	4
Rushing	1	2
Passing	2	2
EXTRA POINTS Made-Attempts	3-3	2-4
Kicking Made-Attempts	3-3	1-2
Rushing Made-Attempts	0-0	1-1
Passing Made-Attempts	0-0	0-1
FIELD GOALS Made-Attempts	3-3	0-0
SAFETIES	0	0
FINAL SCORE	30	27
TIME OF POSSESSION	32:24	27:36







## 1991 AFC CHAMPIONSHIP GAME

## BUFFALO 10, DENVER 7

Sun., Jan. 12, 1992 • 12:35 p.m. EST • Rich Stadium • Buffalo, N.Y.

Weather: Sunny, 42°, Wind SSW 15 mph • Attendance: 80,272 • Time: 2:59

The Broncos were denied their fifth AFC Championship, losing 10-7 to the Bills before 80,272 in Rich Stadium. Denver's defense shut down the high-powered Buffalo offense, limiting it to just 213 total yards and only 12 first downs, but the Broncos' offense failed to capitalize on several first-half opportunities.

Buffalo punted on its first two drives after a total net of -2 yards and had its third drive ended when nose teackle Greg Kragen tipped and then intercepted a pass on the Buffalo 29. But Denver could not take advantage as David Treadwell's 47-yard field goal attempt sailed wide right. The defense rose up again to thwart the Bills and the Broncos began their next drive on their own 24 but would later stall when Treadwell missed again, hitting the right upright from 42 yards out.

Once again the Bills punted after failing to get a first down, and a 10-yard punt return by Vance Johnson set Denver up on the 50. On first down, quarterback John Elway threw a middle screen to running back Steve Sewell, who gained 26 yards to the Buffalo 24. The Broncos could move no closer than the 20, and David Treadwell's 37-yard attempt hit the right upright, ending the last scoring threat of the first half. Through the first two quarters Denver outgained the Bills 123 yards to 58, had nine first downs to Buffalo's three, and had a time of possession of 20:19, but at halftime the score stood at 0-0.

The Bills' second drive of the third quarter began at their 20, and 11 plays later, they faced a third-and-seven on Denver's 26. Kelly attempted to hit wide receiver James Lofton but cornerback Tyrone Braxton intercepted the ball and returned it to the Denver 19. On 2nd-and-10, Elway attempted another middle screen to Sewell, but linebacker Carlton Bailey picked off the pass and ran 11 yards for a touchdown.

The Broncos' first possession of the fourth quarter began with Gary Kubiak at quarterback, replacing Elway, who left the game with an injured thigh muscle. Kubiak drove Denver from its 21 to the Buffalo 23, but the Broncos failed to convert a fourth-down attempt. The Bills then drove 50 yards in 9 plays to score on a 44-yard field goal by Scott Norwood. Now down 10-0, Kubiak engineered a frantic drive in which Denver covered 85 yards in 8 plays, and Kubiak scored a 3-yard quarterback draw to pull Denver within 3 points.

The ensuing onside kick was recovered by the Broncos' Steve Atwater, and Denver began its last-chance drive on its 49 with 1:43 left on the clock and two time-outs. On first down, Kubiak hit Sewell for seven yards, but cornerback Kirby Jackson stripped the ball away and he recovered on the Buffalo 44. The Bronco defense forced the Bills to punt, but Denver could only reach the 50 as time ran out. Kubiak, playing his final game as a pro, outgained both Elway and Kelly, completing 11-of-12 passes for 136 yards.

## OFFICIALS

Referee — Dale Hamer (104); Umpire — Al Conway (27); Line Judge — Bill Reynolds (53); Side Judge — Doug Toole (4); Head Linesman — Sid Semon (109); Back Judge — Al Jury (106); Field Judge — Don Hakes (96)

## STARTING LINEUPS

Denver Broncos					Buffalo Bills				
Offense			Defense		Offense			Defense	
WR 83	M. Young	LE	91	W. Powers	WR 80	J. Lofton	LE	96	L. Seals
LT 62	J. Davidson	NT	71	G. Kragen	LT 69	W. Wolford	NT	91	J. Wright
LG 63	S. Farrell	RE	90	R. Holmes	LG 51	J. Richter	RE	78	B. Smith
C 79	Da. Widell	LOLB	73	S. Fletcher	C 67	K. Hull	LLOLB	97	C. Bennett
RG 67	Do. Widell	LILB	56	M. Brooks	RG 59	M. Frerotte	LILB	58	S. Conlan
RT 76	K. Lanier	RILB	77	K. Mecklenburg	RT 75	H. Ballard	RILB	54	C. Bailey
WR 81	S. Sharpe	ROLB	51	M. Croel	TE 84	K. McKeller	ROLB	56	D. Talley
WR 85	D. Russell	LCB	34	T. Braxton	WR 83	A. Reed	LCB	47	K. Jackson
QB 7	J. Elway	RCB	24	W. Henderson	QB 12	J. Kelly	RCB	37	N. Odomes
RB 28	G. Green	SS	49	D. Smith	RB 34	T. Thomas	SS	46	L. Smith
WR 82	V. Johnson	FS	27	S. Atwater	WR 82	D. Beebe	FS	38	M. Kelso

**DENVER SUBSTITUTIONS:** 2 M. Horan, 8 G. Kubiak, 9 D. Treadwell, 21 L. Lang, 22 A. Montgomery, 29 C. Dimry, 30 S. Sewell, 38 R. Rivers, 41 G. Lewis, 48 R. Robbins, 54 K. Traylor, 59 T. Lucas, 60 N. Subis, 68 C. Ker, 70 B. Sochia, 72 K. Kartz, 74 H. Salem, 80 M. Jackson, 84 R. Nattiel, 88 C. Kay, 96 K. Walker. **DID NOT PLAY:** 52 J. Mills, 89 R. Johnson. **INACTIVE:** 12 S. Moore, 26 B. Humphrey.

FIELD GOALS (made (___) & missed)									
D. Treadwell			47WL	42WR	37WR	S. Norwood (44)			
						1	2	3	4
VISITOR			Denver Broncos			0	0	0	7
HOME			Buffalo Bills			0	0	7	3
Team	Qtr	Elapsed Time	SCORING PLAY			SCORE			
BILLS	3	9:32	C. Bailey 11 yd. return (S. Norwood, kick) (0-11, 0:11)			0	7		
BILLS	4	10:42	S. Norwood 44 yd. Field Goal (9-50, 3:57)			0	10		
BRONCOS	4	13:17	G. Kubiak 3 yd. run (D. Treadwell, kick) (8-85, 2:35)			7	10		

FINAL BRONCOS DEFENSIVE STATISTICS  
(Based on unofficial press box totals)

Player	UT	A	TT	PD	FR	FF	S-Yds	I-Yds	Player	UT	A	TT	PD	FR	FF	S-Yds	I-Yds
S. Fletcher	6	1	7	0	0	0	1-8	0-0	T. Braxton	2	0	2	1	0	0	0-0	1-5
M. Brooks	5	2	7	0	0	0	0-0	0-0	C. Dimry	1	1	2	0	0	0	0-0	0-0
G. Kragen	6	0	6	2	0	0	0-0	0-0	B. Sochia	1	1	2	0	0	0	0-0	0-0
K. Mecklenburg	6	0	6	0	0	0	0-0	0-0	A. Montgomery	1	0	1	0	0	0	0-0	0-0
S. Atwater	4	2	6	1	0	0	0-0	0-0	R. Robbins	1	0	1	0	0	0	0-0	0-0
W. Powers	4	2	6	0	0	0	0-0	0-0	M. Croel	1	0	1	0	0	0	0-0	0-0
D. Smith	4	0	4	0	0	0	0-0	0-0	W. Henderson	0	0	0	1	0	0	0-0	0-0
R. Holmes	3	0	3	0	0	0	0-0	0-0	<b>Team Totals</b>	<b>45</b>	<b>9</b>	<b>54</b>	<b>4</b>	<b>0</b>	<b>0</b>	<b>1-8</b>	<b>2-5</b>

## FINAL INDIVIDUAL STATISTICS

Denver Broncos										Buffalo Bills									
RUSHING	ATT	YDS	AVG	LG	TD		RUSHING	ATT	YDS	AVG	LG	TD							
G. Green	19	53	2.8	18	0		T. Thomas	26	72	2.8	9	0							
G. Kubiak	3	22	7.3	11	1		A. Reed	1	16	16.0	16	0							
J. Elway	4	10	2.5	7	0		J. Kelly	2	9	4.5	10	0							
S. Sewell	4	3	0.8	6	0		K. Davis	6	7	1.2	4	0							
V. Johnson	2	-7	-3.5	-1	0														
Total	32	81	2.5	18	1		Total	35	104	3.0	16	0							
PASSING	ATT	CMP	YDS	TKD/YD	TD	LG	IN	PASSING	ATT	CMP	YDS	TKD/YD	TD	LG	IN				
J. Elway	21	11	121	3/24	0	26	1	J. Kelly	25	13	117	1/8	0	25	2				
G. Kubiak	12	11	136	1/10	0	24	0												
Total	33	22	257	4/34	0	26	1	Total	25	13	117	1/8	0	25	2				
RECEIVING			NO	YDS	LG	TD		RECEIVING			NO	YDS	LG	TD					
V. Johnson			8	104	24	0		K. McKeller			3	39	25	0					
S. Sewell			7	78	26	0		T. Thomas			3	15	8	0					
S. Sharpe			3	40	15	0		A. Reed			2	19	10	0					
M. Young			3	25	10	0		K. Davis			2	13	9	0					
R. Nattiel			1	10	10	0		P. Metzelaars			1	14	14	0					
								J. Lofton			1	11	11	0					
								D. Beebe			1	6	6	0					
Total			22	257	26	0		Total			13	117	25	0					
INTERCEPTIONS			NO	YDS	LG	TD		INTERCEPTIONS			NO	YDS	LG	TD					
G. Kragen			1	0	0	0		C. Bailey			1	11	11	1					
T. Braxton			1	5	5	0													
Total			2	5	5	0		Total			1	11	11	1					
PUNTING	NO	YDS	AVG	TB	IN20	LG		PUNTING	NO	YDS	AVG	TB	IN20	LG					
Horan	6	262	43.7	1	4	76		C. Mohr	8	304	38.0	1	0	49					
Total	6	262	43.7	1	4	76		Total	8	304	38.0	1	0	49					
PUNT RETURNS			NO	FC	YDS	LG	TD	PUNT RETURNS			NO	FC	YDS	LG	TD				
V. Johnson			3	3	36	13	0	C. Hicks			0	1	0	0	0				
(DOWNED)			1	0	0	0	0	(OUT OF BOUNDS)			1	0	0	0	0				
(TOUCHBACK)			1	0	0	0	0	(DOWNED)			3	0	0	0	0				
								(TOUCHBACK)			1	0	0	0	0				
Returns			3		36	13	0	Returns			0		0	0	0				
KICKOFF RETURNS			NO	FC	YDS	LG	TD	KICKOFF RETURNS			NO	FC	YDS	LG	TD				
A. Montgomery			2	0	34	18	0	A. Edwards			1	0	24	24	0				
D. Russell			1	0	15	15	0												
Returns			3		49	18	0	Returns			1		24	24	0				
Denver Broncos FUMBLES	Fum	Own Rec.	Yds	TD	FF	Rec.	Yds	TD	Out Bnds	Buffalo Bills FUMBLES	Fum	Own Rec.	Yds	TD	FF	Rec.	Yds	TD	Out Bnds
J. Elway	1	1	-5	0	0	0	0	0	0	L. Smith	0	0	0	0	1	0	0	0	0
S. Sewell	2	1	0	0	0	0	0	0	0	K. Jackson	0	0	0	0	1	1	0	0	0
V. Johnson	1	0	0	0	0	0	0	0	0										
Da. Widell	0	1	0	0	0	0	0	0	0										
Total	4	3	-5	0	0	0	0	0	0	Total	0	0	0	0	2	1	0	0	0

## FINAL TEAM STATISTICS

	VISITOR BRONCOS	HOME BILLS
TOTAL FIRST DOWNS	12	12
By Rushing	6	5
By Passing	13	5
By Penalty	1	2
THIRD DOWN EFFICIENCY	3-14-21%	4-15-27%
FOURTH DOWN EFFICIENCY	0-1-0%	0-0-0%
TOTAL NET YARDS	304	213
Total Offensive Plays (inc. times thrown passing)	69	61
Average gain per offensive play	4.4	3.5
NET YARDS RUSHING	81	104
Total Rushing Plays	32	35
Average gain per rushing play	2.5	3.0
NET YARDS PASSING	223	109
Times thrown - yards lost attempting to pass	4-34	1-8
Gross yards passing	257	117
PASS ATTEMPTS-COMPLETIONS-HAD INTERCEPTED	33-22-1	25-13-2
Average gain per pass play (inc. # thrown passing)	6.0	4.2
KICKOFFS Number-In End Zone-Touchbacks	2-0-0	3-1-0
PUNTS Number and Average	6-43.7	8-38
Had Blocked	0	0
FGs - PATs Had Blocked	0-0	0-0
TOTAL RETURN YARDAGE (Not Including Kickoffs)	41	11
No. and Yards Punt Returns	3-36	0-0
No. and Yards Kickoff Returns	3-49	1-24
No. and Yards Interception Returns	2-5	1-11
PENALTIES Number and Yards	4-20	6-35
FUMBLES Number and Lost	4-1	0-0
TOUCHDOWNS	1	1
Rushing	1	0
Passing	0	0
Returns	0	1
EXTRA POINTS Made-Attempts	1-1	1-1
FIELD GOALS Made-Attempts	0-3	1-1
SAFETIES	0	0
FINAL SCORE	7	10
TIME OF POSSESSION	34:53	25:07



## 1991 AFC DIVISIONAL PLAYOFF GAME

### DENVER 26, HOUSTON 24

Sat., Jan. 4, 1992 • 2 p.m. MST • Mile High Stadium • Denver

**Weather:** Sunny, 36°, Wind W 14 mph • **Attendance:** 75,301 • **Time:** 3:09

The Denver Broncos advanced to their fourth AFC Championship Game in six years after defeating Houston 26-24 before 75,301 in Mile High Stadium. David Treadwell's 28-yard field goal with 20 seconds remaining capped a 12-play, 78-yard drive in which the Broncos converted two fourth-down plays.

Houston quarterback Warren Moon drove his team 70 yards in four plays—highlighted by a 49-yard strike to Haywood Jeffries, who would also haul in the touchdown pass from 15 yards—to put Houston up 7-0 with only 1:46 gone in the game. After a Denver punt, Moon again drove his team down the field and threw his second touchdown pass, this one for 9 yards to wide receiver Drew Hill.

The Broncos started their next possession on their 35 and covered 65 yards in 8 plays to score on a 10-yard pass from quarterback John Elway to wide receiver Vance Johnson, but a fumbled snap on the conversion attempt left the score 14-6. On the sixth play of the ensuing Oilers' drive, Moon was intercepted by free safety Steve Atwater, but a roughing the passer call nullified the effort. Three plays later, Houston scored on a 6-yard pass from Moon to wide receiver Curtis Duncan.

The next Oilers' possession ended when Atwater intercepted a pass and gave Denver the ball on its own 12 with 6:03 left in the half. In a drive that saw Elway complete all 6 passes for 64 yards and Steve Sewell complete one to Johnson for 10, the Broncos covered 88 yards in 12 plays to score on a 1-yard run by running back Greg Lewis, cutting the Houston lead to 21-13. After a missed Houston field goal attempt, the Broncos drove from their 20 to Houston's 31 and David Treadwell nailed a 49-yard field goal, the longest in Denver postseason history. Now up by only five at 21-16, the Oilers reached the Broncos' 7 on their next drive, but had to settle for a 25-yard field goal.

Denver started on its 20 and 9 plays later faced a fourth-and-four from the Houston 41. Elway threw a short pass to wide receiver Michael Young, who broke two tackles and was finally brought down on Houston's 15, for a gain of 26 yards. Three plays later, Lewis bowled over from one for his second touchdown of the day, making the score 24-23 in favor of Houston. The Oilers' next drive stalled and Greg Montgomery punted to the Denver two. With 2:07 and no time outs remaining, Elway hit Young for a 22-yard gain on first down, but three plays later, the Broncos had a fourth-and-six on the 28. Elway dropped back, then scrambled left upfield and ran out of bounds a yard past the first-down marker. Three consecutive incompletions again left Denver with a do-or-die fourth-down situation. Elway again dropped back and scrambled left, but as he headed upfield he tossed a pass to Johnson, who ran to the Houston 21 for a 44-yard gain. Running back Steve Sewell ran for 10 yards on first down, and two plays later, Treadwell came on for the winning kick.

#### OFFICIALS

Referee — Johnny Grier (23); Umpire — John Kack (67); Line Judge — Ron Blum (83); Side Judge — Don Carlson (39); Head Linesman — Dave Anderson (81); Back Judge — Roy Clymer (24); Field Judge — Ed Merrifield (76)

#### STARTING LINEUPS

Houston Oilers					Denver Broncos				
Offense					Defense				
WR 84	H. Jeffries	LE 95	W. Fuller	WR 83	M. Young	LDE 73	S. Fletcher		
WR 85	D. Hill	LT 79	R. Childress	LT 62	J. Davidson	LDT 71	G. Kragen		
LT 78	D. Mags	RT 97	L. Williams	G 63	S. Farrell	RDT 77	K. Mecklenburg		
LG 63	M. Munchak	RE 96	S. Jones	C 79	Da. Widell	RDE 51	M. Croel		
C 74	B. Matthews	LLB 57	L. Lathon	RG 67	Do. Widell	MLB 56	M. Brooks		
RG 66	D. Dawson	MLB 54	A. Smith	RT 76	K. Lanier	LCB 34	T. Braxton		
RT 73	D. Williams	RLB 88	J. Meade	TE 89	C. Kray	RCB 29	C. Dimry		
WR 81	E. Givins	LCB 28	C. Dishman	WR 85	D. Russell	CB 21	L. Lang		
WR 80	C. Duncan	RCB 23	R. Johnson	QB 7	J. Elway	S 48	R. Robbins		
QB 1	W. Moon	SS 25	B. McDowell	RB 28	G. Green	SS 49	D. Smith		
RB 44	L. White	FS 26	B. Orlando	RB 81	S. Sharpe	FS 27	S. Atwater		

**DENVER SUBSTITUTIONS:** 2 M. Horan, 8 G. Kubiak, 9 D. Treadwell, 22 A. Montgomery, 30 S. Sewell, 38 R. Rivers, 41 G. Lewis, 52 J. Mills, 54 K. Traylor, 59 T. Lucas, 60 N. Subis, 68 C. Ker, 70 B. Sochia, 72 K. Kartz, 74 H. Salem, 82 V. Johnson, 84 R. Nattiel, 86 B. Johnson, 89 R. Johnson, 90 R. Holmes, 96 K. Walker. **DID NOT PLAY:** 24 W. Henderson, 91 W. Powers. **INACTIVE:** 12 S. Moore, 26 B. Humphrey.

FIELD GOALS (made (___) & missed)									
A. Del Greco		33WR (25)		D. Treadwell		(49) (28)			
				1	2	3	4	OT	TOTAL
VISITOR	Houston Oilers			14	7	3	3	—	24
HOME	Denver Broncos			6	7	3	10	—	26

Team		Qtr	Elapsed Time	SCORING PLAY		SCORE	
				Visitor	Home		
OILERS	1	1:46		H. Jeffries 15 yd. pass from W. Moon (A. Del Greco, kick) (4-70, 1:46)	7	0	0
OILERS	1	9:44		D. Hill 9 yd. pass from W. Moon (A. Del Greco, kick) (9-63, 5:39)	14	0	0
BRONCOS	1	13:43		V. Johnson 10 yd. pass from J. Elway (No good, WL) (8-65, 3:59)	14	6	0
OILERS	2	4:05		C. Duncan 6 yd. pass from W. Moon (A. Del Greco, kick) (8-80, 5:22)	21	6	0
BRONCOS	2	14:21		G. Lewis 1 yd. run (D. Treadwell, kick) (12-88, 5:24)	21	13	0
BRONCOS	3	13:02		D. Treadwell 49 yd. Field Goal (9-49, 3:11)	21	16	0
OILERS	4	1:35		A. Del Greco 25 yd. Field Goal (7-67, 3:33)	24	16	0
BRONCOS	4	8:07		G. Lewis 1 yd. run (D. Treadwell, kick) (12-80, 6:32)	24	23	0
BRONCOS	4	14:44		D. Treadwell 28 yd. Field Goal (12-87, 1:51)	24	26	0

#### FINAL BRONCOS DEFENSIVE STATISTICS

(Based on unofficial press box totals)

Player	UT	A	TT	PD	FR	FF	S-Yds	I-Yds	Player	UT	A	TT	PD	FR	FF	S-Yds	I-Yds
C. Dimry	9	0	9	1	0	0	0-0	0-0	K. Mecklenburg	2	0	2	0	0	0	0-0	0-0
M. Brooks	7	2	9	0	0	0	0-0	0-0	R. Robbins	2	0	2	0	0	0	0-0	0-0
S. Atwater	3	5	8	2	0	0	0-0	1-0	B. Sochia	1	1	2	0	0	0	0-0	0-0
L. Lang	3	2	5	0	0	0	0-0	0-0	R. Holmes	1	0	1	0	0	0	0-0	0-0
T. Braxton	2	3	5	0	0	0	0-0	0-0	A. Montgomery	1	0	1	0	0	0	0-0	0-0
S. Fletcher	3	1	4	0	0	0	0-0	0-0	M. Croel	0	0	0	0	0	0	0-0	0-0
D. Smith	2	2	4	0	0	0	0-0	0-0	Team Totals	38	18	56	4	0	0	0-0	1-0
G. Kragen	2	1	3	0	0	0	0-0	0-0									

#### FINAL INDIVIDUAL STATISTICS

Houston Oilers										Denver Broncos											
RUSHING	ATT	YDS	AVG	LG	TD					RUSHING	ATT	YDS	AVG	LG	TD						
L. White	17	79	4.6	10	0					G. Green	17	59	3.5	14	0						
W. Moon	2	18	9.0	15	0					S. Sewell	4	48	12.0	19	0						
										J. Elway	6	39	6.5	15	0						
										R. Rivers	1	3	3.0	3	0						
										G. Lewis	3	2	0.7	1	2						
Total	19	97	5.1	15	0					Total	31	151	4.9	19	2						
PASSING	ATT	CMP	YDS	TKD/YD	TD	LG	IN			PASSING	ATT	CMP	YDS	TKD/YD	TD	LG	IN				
W. Moon	36	27	325	0/0	3	49	1			J. Elway	33	19	257	0/0	1	44	1				
										S. Sewell	1	1	10	0/0	0	10	0				
Total	36	27	325	0/0	3	49	1			Total	34	20	267	0/0	1	44	1				
RECEIVING				NO	YDS	LG	TD			RECEIVING				NO	YDS	LG	TD				
H. Jeffries				7	99	49	1			V. Johnson				5	78	44	1				
E. Givins				6	111	29	0			M. Young				4	85	32	0				
C. Duncan				6	40	11	1			S. Sewell				3	28	16	0				
L. White				5	35	10	0			S. Sharpe				3	20	7	0				
D. Hill				2	21	12	1			R. Nattiel				2	27	23	0				
T. Jones				1	19	19	0			D. Russell				1	20	20	0				
										C. Kay				1	8	8	0				
										G. Green				1	1	1	0				
Total				27	325	49	3			Total				20	267	44	1				
INTERCEPTIONS				NO	YDS	LG	TD			INTERCEPTIONS				NO	YDS	LG	TD				
R. Johnson				1	25	25	0			S. Atwater				1	0	0	0				
Total				1	25	25	0			Total				1	0	0	0				
PUNTING	NO	YDS	AVG	TB	IN20	LG				PUNTING	NO	YDS	AVG	TB	IN20	LG					
G. Montgomery	1	44	44.0	0	1	44				M. Horan	2	81	40.5	0	0	43					
Total	1	44	44.0	0	1	44				Total	2	81	40.5	0	0	43					
PUNT RETURNS	NO	FC	YDS	LG	TD						PUNT RETURNS	NO	FC	YDS	LG	TD					
P. Coleman	0	1	0	0	0						(DOWNED)	1	0	0	0	0					
(OUT OF BOUNDS)	1	0	0	0	0																
Returns	0		0	0	0						Returns	0		0	0	0					
KICKOFF RETURNS	NO	FC	YDS	LG	TD						KICKOFF RETURNS	NO	FC	YDS	LG	TD					
P. Coleman	3	0	36	15	0						A. Montgomery	4	0	88	30	0					
A. Pinkett	3	0	46	22	0						(TOUCHBACK)	1	0	0	0	0					
Returns	6		82	22	0						Returns	4		88	30	0					
Houston Oilers	Own	Opp.	Out	Denver Broncos	Own	Opp.	Out			Denver Broncos	Own	Opp.	Out								
FUMBLES	Fum	Rec.	Yds	TD	FF	Rec.	Yds	TD	Bnds	FUMBLES	Fum	Rec.	Yds	TD	FF	Rec.	Yds	TD	Bnds		
A. Smith	0	0	0	0	1	0	0	0	0	G. Green	1	0	0	0	0	0	0	0	0		
B. Orlando	0	0	0	0	1	0	0	0	0	J. Davidson	0	1	0	0	0	0	0	0	0		
										S. Sewell	1	0	0	0	0	0	0	0	0	1	
										J. Elway	1	1	0	0	0	0	0	0	0	0	
Total	0	0	0	0	2	0	0	0	0	Total	3	2	0	0	0	0	0	0	1		

#### FINAL TEAM STATISTICS

	VISITOR OILERS	HOME BRONCOS
TOTAL FIRST DOWNS	23	26
By Rushing	7	13
By Passing	14	12
By Penalty	2	1
THIRD DOWN EFFICIENCY	5-8-63%	5-11-45%
FOURTH DOWN EFFICIENCY	0-0-0%	3-3-100%
TOTAL NET YARDS	422	418
Total Offensive Plays (inc. times thrown passing)	55	65
Average gain per offensive play	7.7	6.4
NET YARDS RUSHING	97	151
Total Rushing Plays	19	31
Average gain per rushing play	5.1	4.9
NET YARDS PASSING	325	267
Times thrown – yards lost attempting to pass	0-0	0-0
Gross yards passing	267	267
PASS ATTEMPTS-COMPLETIONS-HAD INTERCEPTED	36-27-1	34-20-1
Average gain per pass play (inc. # thrown passing)	9.0	7.9
KICKOFFS Number-In End Zone-Touchbacks	5-1-1	6-0-0
PUNTS Number and Average	1-44	2-40.5
Had Blocked	0	0
FGs – PATS Had Blocked	0-0	0-0
TOTAL RETURN YARDAGE (Not Including Kickoffs)	25	0
No. and Yards Punt Returns	0-0	0-0
No. and Yards Kickoff Returns	6-82	4-88
No. and Yards Interception Returns	1-25	1-0
PENALTIES Number and Yards	13-85	6-70
FUMBLES Number and Lost	0-0	3-0
TOUCHDOWNS	3	3
Rushing	0	2
Passing	3	1
Returns	0	0
EXTRA POINTS Made-Attempts	3-3	2-3
FIELD GOALS Made-Attempts	1-2	2-2
SAFETIES	0	0
FINAL SCORE	24	26
TIME OF POSSESSION	30:26	29:34







1989 AFC CHAMPIONSHIP GAME  
DENVER 37, CLEVELAND 21  
Sun., Jan. 14, 1990 • 11:30 a.m. MST • Mile High Stadium • Denver

**Weather:** Sunny, 53°, Wind W 10 mph • **Attendance:** 76,005 • **Time:** 3:28

The Denver Broncos won their third American Football Conference Championship in four years with a dynamic 37-21 victory over Cleveland before 76,005 fans in Mile High Stadium. Broncos quarterback John Elway threw for 385 yards and three touchdowns, running back Sammy Winder tied a Denver postseason record with two touchdowns, and strong safety Dennis Smith nabbed two of the Broncos' three interceptions. Denver had 497 yards of total offense to the Browns' 256 and had a time possession of 36:53.

The Broncos took the opening kickoff and drove to the Cleveland 1, but on third down, Elway's pitch to running back Bobby Humphrey was fumbled and the Browns' Andrew Stewart recovered on the 8. With 5 minutes left in the first quarter, Smith picked off a Bernie Kosar pass and returned it to the Cleveland 32. Denver moved to the Cleveland 12 but had to settle for a 29-yard field goal by David Treadwell.

Neither team mounted scoring drives until the Broncos took possession on their own 18 with 6:54 left in the half. On first down Elway hit wide receiver Mark Jackson for 12 yards, and three plays later he connected with wide receiver Michael Young for a 70-yard touchdown play. The Browns took the opening kickoff of the second half and drove 70 yards in 6 plays, scoring a 27-yard pass from Kosar to Brian Brennan. Denver roared right back on its next pos-session, going 80 yards in 6 plays and scoring on a 5-yard pass from Elway to tight end Orson Mobley. The key play on that drive was a 53-yard pass from Elway to Young. Cleveland was unable to move the ball and punted back to Denver. The Broncos moved from their own 40, and buoyed by a 25-yard run by Elway, covered 60 yards in 6 plays and scored on a 7-yard run by Winder, making the score 24-7.

The Browns needed just 6 plays to go 72 yards and score on a 10-yard Kosar-to-Brennan pass, and two plays into Denver's next drive, Cleveland's Felix Wright recovered a Denver fumble and returned it to the Broncos 1. On second down, Tim Manoa barreled over from the 2, cutting Denver's lead to 24-21 with one second left in the third quarter. The Broncos shut out the Browns in the final quarter while posting 13 points. Their initial drive of the quarter covered 80 yards in 6 plays and ended with a 39-yard touchdown pass from Elway to Winder. Denver's Kip Corrington intercepted Kosar to set the Broncos up on the Cleveland 39. Denver got as far as the Browns' 17 but had to settle for a 34-yard Treadwell field goal. Smith grabbed his second interception to end the Browns' next drive, leading to a 31-yard field goal.

## OFFICIALS

**Referee** — Dick Hantak (105); **Umpire** — Art Demmas (78); **Line Judge** — Bill Reynolds (53); **Side Judge** — Nate Jones (97); **Head Linesman** — Dale Williams (8); **Back Judge** — Paul Baetz (22); **Field Judge** — Jack Vaughan (93)

## STARTING LINEUPS

Cleveland Browns						Denver Broncos					
Offense			Defense			Offense			Defense		
WR 84	W. Slaughter		LDE 60	A. Baker		WR 82	V. Johnson		LE 92	A. Carreker	
LT 74	P. Farran		LDT 78	C. Hairston		LT 80	G. Perry		NT 71	G. Kragen	
LG 68	T. Banker		RDT 87	M. Perry		LG 66	J. Juriga		RE 90	R. Holmes	
C 73	G. Rakoczy		RDE 97	R. Banks		C 72	K. Kartz		LOLB 56	M. Brooks	
RG 66	T. Jones		LLB 57	C. Matthews		RG 67	D. Widell		LILB 55	R. Dennison	
RT 63	C. Risien		MLB 59	M. Johnson		RT 76	K. Lanier		RILB 77	K. Mecklenburg	
TE 82	O. Newsome		RLB 56	D. Grayson		TE 87	P. Kelly		ROLB 73	S. Fletcher	
WR 88	R. Langhorne		LCB 31	F. Mionfield		WR 80	M. Jackson		CB 34	T. Braxton	
QB 19	B. Kosar		RCB 29	H. Dixon		QB 7	J. Elway		RCB 24	W. Henderson	
RB 21	E. Metcalf		SS 22	F. Wright		FB 32	M. Bratton		SS 49	D. Smith	
FB 34	K. Mack		FS 30	T. Gash		RB 26	B. Humphrey		FS 27	S. Atwater	

**DENVER SUBSTITUTIONS:** 2 M. Horan, 8 G. Kubiak, 9 D. Treadwell, 23 S. Winder, 25 K. Carrington, 30 S. Sewell, 35 K. Bell, 36 M. Haynes, 48 R. Robbins, 51 M. Munford, 54 K. Bishop, 58 S. Curtis, 59 T. Lucas, 61 A. Townsend, 65 M. Smith, 68 B. Henke, 83 M. Young, 84 R. Nattiel, 88 C. Kay, 89 O. Mobley, 91 W. Powers, 97 B. Klosterman. **INACTIVE:** 40 J. Alexander, 57 M. Ruether.

FIELD GOALS (made (___) & missed)									
D. Treadwell (29) 54B (34) (31)									
VISITOR	Cleveland Browns	1	2	3	4	OT	TOTAL		
HOME	Denver Broncos	0	0	21	0	—	21		
		3	7	14	13	—	37		

Team	Qtr	Elapsed Time	SCORING PLAY								SCORE	
											Visitor	Home
BRONCOS	1	12:59	D. Treadwell 29 yd. Field Goal (5-20, 2:46)								0	3
BRONCOS	2	9:03	M. Young 70 yd. pass from J. Elway (D.Treadwell, kick) (4-82, 0:57)								0	10
BROWNS	3	3:19	B. Brennan 27 yd. pass from B. Kosar (M. Bahr, kick) (6-70, 3:19)								7	10
BRONCOS	3	7:00	O. Mobley 5 yd. pass from J. Elway (D. Treadwell, kick) (6-60, 3:41)								7	17
BRONCOS	3	10:41	S. Winder 7 yd. run (D. Treadwell, kick) (6-60, 2:41)								7	24
BROWNS	3	12:48	B. Brennan 10 yd. pass from B. Kosar (M. Bahr, kick) (6-72, 2:07)								14	24
BROWNS	3	14:59	T. Manoa 2 yd. run (M. Bahr, kick) (2-1, 1:12)								21	24
BRONCOS	4	2:25	S. Winder 39 yd. pass from J. Elway (D. Treadwell, kick) (6-80, 2:26)								21	31
BRONCOS	4	6:38	D. Treadwell 34 yd. Field Goal (7-22, 3:48)								21	34
BRONCOS	4	13:00	D. Treadwell 31 yd. Field Goal (10-34, 6:50)								21	37

## FINAL BRONCOS DEFENSIVE STATISTICS

(Based on unofficial press box totals)

Player	UT	A	TT	PD	FR	FF	S-Yds	I-Yds	Player	UT	A	TT	PD	FR	FF	S-Yds	I-Yds
T. Braxton	6	1	7	2	0	0	0-0	0-0	M. Brooks	1	0	1	0	0	0	0-0	0-0
S. Fletcher	5	2	7	1	0	0	2-3	0-0	R. Holmes	1	0	1	2	0	0	0-0	0-0
K. Mecklenburg	3	1	4	0	0	0	0-0	0-0	M. Haynes	1	0	1	0	0	0	0-0	0-0
W. Henderson	3	0	3	0	0	0	0-0	0-0	K. Corrington	0	1	1	0	0	0	0-0	1-1
D. Smith	3	0	3	0	0	0	0-0	2-13	D. Carrington	0	0	0	0	0	0	0-0	0-0
S. Atwater	2	1	3	0	0	0	0-0	0-0	S. Curtis	0	0	0	0	0	0	0-0	0-0
A. Townsend	2	1	0	0	0	0	1-10	0-0	R. Dennison	0	0	0	0	0	0	0-0	0-0
G. Kragen	2	0	2	0	0	1	0-0	0-0	B. Henke	0	0	0	0	0	0	0-0	0-0
R. Robbins	2	0	2	0	0	0	0-0	0-0	B. Klosterman	0	0	0	0	0	0	0-0	0-0
M. Munford	2	0	2	0	0	0	0-0	0-0	T. Lucas	0	0	0	0	0	0	0-0	0-0
A. Carreker	2	0	2	1	0	0	1-7	0-0	<b>Team Totals</b>	<b>35</b>	<b>7</b>	<b>42</b>	<b>6</b>	<b>0</b>	<b>1</b>	<b>4-20</b>	<b>3-13</b>

## FINAL INDIVIDUAL STATISTICS

Cleveland Browns						Denver Broncos					
RUSHING	ATT	YDS	AVG	LG	TD	RUSHING	ATT	YDS	AVG	LG	TD
K. Mack	6	36	6.0	19	0	J. Elway	5	39	7.8	25	0
B. Kosar	2	22	11.0	16	0	S. Winder	21	37	1.8	9	1
T. Manoa	2	5	2.5	3	1	B. Humphrey	8	23	2.9	9	0
E. Metcalf	3	4	1.3	2	0	S. Sewell	4	17	4.3	12	0
R. Langhorne	1	-1	-1.0	-1	0	M. Bratton	1	4	4.0	4	0
<b>Total</b>	<b>14</b>	<b>66</b>	<b>4.7</b>	<b>19</b>	<b>1</b>	<b>Total</b>	<b>39</b>	<b>120</b>	<b>3.1</b>	<b>25</b>	<b>1</b>

TKD/						TKD/					
PASSING	ATT	CMP	YDS	YD	TD	PASSING	ATT	CMP	YDS	YD	TD
B. Kosar	44	19	210	4/20	2	J. Elway	36	20	385	1/8	3
<b>Total</b>	<b>44</b>	<b>19</b>	<b>210</b>	<b>4/20</b>	<b>2</b>	<b>Total</b>	<b>36</b>	<b>20</b>	<b>385</b>	<b>1/8</b>	<b>3</b>

RECEIVING						RECEIVING					
	NO	YDS	LG	TD			NO	YDS	LG	TD	
R. Langhorne	5	78	27	0	V. Johnson	7	91	23	0		
B. Brennan	5	58	27t	2	S. Sewell	3	55	43	0		
W. Slaughter	3	36	16	0	M. Young	2	123	70t	1		
K. Mack	2	8	5	0	S. Winder	2	39	39t	1		
E. Metcalf	2	7	4	0	M. Jackson	2	25	13	0		
L. Tillman	1	15	15	0	O. Mobley	2	22	17	1		
T. Manoa	1	8	8	0	B. Humphrey	1	23	23	0		
<b>Total</b>	<b>19</b>	<b>210</b>	<b>27t</b>	<b>2</b>	<b>Total</b>	<b>20</b>	<b>385</b>	<b>70t</b>	<b>3</b>		

INTERCEPTIONS						INTERCEPTIONS					
	NO	YDS	LG	TD			NO	YDS	LG	TD	
D. Smith	2	13	9	0	D. Smith	2	13	9	0		
K. Corrington	1	1	1	0	K. Corrington	1	1	1	0		
<b>Total</b>	<b>3</b>	<b>14</b>	<b>10</b>	<b>0</b>	<b>Total</b>	<b>3</b>	<b>14</b>	<b>10</b>	<b>0</b>		

PUNTING						PUNTING					
	NO	YDS	AVG	TB	IN20		NO	YDS	AVG	TB	IN20
B. Wagner	8	338	42.3	1	1	M. Horan	5	232	46.4	2	1
<b>Total</b>	<b>8</b>	<b>338</b>	<b>42.3</b>	<b>1</b>	<b>1</b>	<b>Total</b>	<b>5</b>	<b>232</b>	<b>46.4</b>	<b>2</b>	<b>1</b>

PUNT RETURNS						PUNT RETURNS					
	NO	FC	YDS	LG	TD		NO	FC	YDS	LG	TD
G. McNeil	1	1	7	7	0	V. Johnson	4	0	36	11	0
<b>Returns</b>	<b>1</b>	<b>1</b>	<b>7</b>	<b>7</b>	<b>0</b>	<b>Returns</b>	<b>4</b>	<b>0</b>	<b>36</b>	<b>11</b>	<b>0</b>

KICKOFF RETURNS						KICKOFF RETURNS					
	NO	FC	YDS	LG	TD		NO	FC	YDS	LG	TD
E. Metcalf	6	18	28	0							
K. Jones	1	12	12	0							
<b>Returns</b>	<b>7</b>	<b>130</b>	<b>28</b>	<b>0</b>		<b>Returns</b>	<b>0</b>	<b>0</b>	<b>0</b>	<b>0</b>	

Cleveland Browns						Denver Broncos					
FUMBLES	Fum	Own Rec.	Yds	TD	FF	F. Rec.	Yds	TD	Bnds	F. Rec.	Yds
A. Stewart	0	0	0	0	0	1	0	0	0	0	0
K. Mack	2	1	0	0	0	0	0	0	0	0	0
B. Kosar	1	2	0	0	0	0	0	0	0	0	0
F. Wright	0	0	0	0	0	1	27	0	0		
<b>Total</b>	<b>3</b>	<b>3</b>	<b>0</b>	<b>0</b>	<b>0</b>	<b>2</b>	<b>27</b>	<b>0</b>	<b>0</b>		

## FINAL TEAM STATISTICS

	VISITOR BROWNS	HOME BRONCOS
TOTAL FIRST DOWNS	14	22
By Rushing	3	6
By Passing	11	14
By Penalty	0	2
THIRD DOWN EFFICIENCY	3-13-23%	9-18-50%
FOURTH DOWN EFFICIENCY	0-1-0%	0-0-0%
TOTAL NET YARDS	256	497
Total Offensive Plays (inc. times thrown passing)	62	76
Average gain per offensive play	4.1	6.5
NET YARDS RUSHING	66	120
Total Rushing Plays	14	39
Average gain per rushing play	4.7	3.1
NET YARDS PASSING	190	377
Times thrown – yards lost attempting to pass	4-20	1-8
Gross yards passing	210	385
PASS ATTEMPTS-COMPLETIONS-HAD INTERCEPTED	44-19-3	36-20-0
Average gain per pass play (inc. # thrown passing)	4.0	10.2
KICKOFFS Number-In End Zone-Touchbacks	4-4-4	8-1-1
PUNTS Number and Average	8-42.3	5-46.4
Had Blocked	0	0
FGs – PATs Had Blocked	0-0	1-0
TOTAL RETURN YARDAGE (Not Including Kickoffs)	7	50
No. and Yards Punt Returns	1-7	4-36
No. and Yards Kickoff Returns	7-130	0-0
No. and Yards Interception Returns	0-0	3-14
PENALTIES Number and Yards	8-55	1-5
FUMBLES Number and Lost	3-0	2-2
TOUCHDOWNS	3	4
Rushing	1	1
Passing	2	3
Returns	0	0
EXTRA POINTS Made-Attempts	3-3	4-4
FIELD GOALS Made-Attempts	0-0	3-4
SAFETIES	0	0
FINAL SCORE	21	37
TIME OF POSSESSION	23:07	36:53



# 1989 AFC Divisional Playoff Game

## DENVER 24, PITTSBURGH 23

Sun., Jan. 7, 1990 • 2 p.m. MST • Mile High Stadium • Denver

**Weather:** Sunny, 55°, Wind W 6 mph • **Attendance:** 75,868 • **Time:** 2:57

The Denver Broncos advanced to their third AFC Championship Game in four years with a come-from-behind 24-23 victory over the Steelers before 75,868 in Mile High Stadium. Although Pittsburgh held the upper hand in total yards (404 to 364) and time of possession (34:14 to 25:46), Denver was able to mount a late fourth quarter drive and score the winning touchdown with just 2:27 remaining.

The Steelers took the opening kickoff return and drove 65 yards in 13 plays, scoring on a 32-yard Gary Anderson field goal. Late in the opening quarter, Pittsburgh took possession at its own 7-yard line, but after a 45-yard run by Merrill Hoge and a 33-yard Bobby Brister to Tim Worley pass play, Pittsburgh was knocking on the door and scored three plays later on a 7-yard run by Hoge to put Pittsburgh up 10-0.

The Broncos took their first possession of the second quarter and drove 75 yards in 12 plays to score on a 1-yard plunge by running back Mel Bratton on third-and-goal. The Steelers roared back, traveling 77 yards in 12 plays to score on a 9-yard pass from Brister to wide receiver Louis Lipps. The Broncos got the ball back on their own 33 with 20 seconds left in the half. On first down, quarterback John Elway and wide receiver Mark Jackson combined for 26 yards, and then Elway fired a 15-yard pass to wide receiver Ricky Nattiel, putting Denver at the Pittsburgh 26 with 2 seconds left. David Treadwell kicked a 43-yard field goal to pull Denver within 17-10 at the half.

Early in the third quarter, Denver NT Greg Kragen forced a Tim Worley fumble and CB Tyrone Braxton recovered for the Broncos on the Steelers 37. On first down Elway, hit wide receiver Vance Johnson for a touchdown, tying the score at 17. Pittsburgh's next two possessions ended in Anderson field goals and the Steelers held a 23-17 lead in the early stages of the fourth quarter. After an exchange of punts, the Broncos took possession on their own 29 with 7:06 left in the game. After a first down penalty, making it first-and-19 from the 20, Elway hit Jackson for 18 yards. Elway then handed off to running back Bobby Humphrey, who pitched the ball back to Elway, and he threw a 36-yard strike to Johnson, giving Denver a first down on the Steeler 26. Humphrey ran on the next four plays, gaining 24 yards and taking the ball to the 2. On third-and-goal from the 1, Bratton scored again and Treadwell's extra point gave Denver its first lead of the game with 2:27 left. Pittsburgh got the ball on its own 20, but on third down Brister's signals were drowned out by the crowd and he mishandled the snap. Randy Robbins recovered for Denver on the Pittsburgh 18 and the Broncos were able to run out the clock.

### OFFICIALS

**Referee** — Gene Barth (14); **Umpire** — Dave Hamilton (42); **Line Judge** — Ron Blum (83); **Side Judge** — Gene Austin (34); **Head Linesman** — Ron Phares (10); **Back Judge** — Louis Richard (68); **Field Judge** — Bobby Skelton (73)

### STARTING LINEUPS

Pittsburgh Steelers										Denver Broncos									
Offense					Defense					Offense					Defense				
WR 87	W. Thompson	LE	93	K. Willis	WR 82	V. Johnson	LE	92	A. Carreker	LT 65	J. Jackson	NT	98	G. Williams	LT 80	G. Kragen	NT	71	G. Kragen
LG 79	J. Reinstra	RE	78	T. Johnson	LG 66	J. Juriga	RE	90	R. Holmes	C 63	D. Dawson	LOLB	53	B. Hinkle	C 72	K. Kartz	LOLB	56	M. Brooks
RG 74	T. Long	LILB	50	D. Little	RG 67	D. Widell	LILB	51	M. Munford	RT 62	T. Ilkin	RILB	54	H. Nickerson	RT 76	K. Lanier	RILB	77	K. Mecklenburg
TE 84	M. Mularkey	ROLB	95	G. Lloyd	TE 89	O. Mobley	ROLB	73	S. Fletcher	RB 84	L. Lipps	LCB	49	D. Woodruff	TE 89	O. Mobley	ROLB	73	S. Fletcher
WR 83	L. Lipps	RCB	26	R. Woodson	WR 80	M. Jackson	LCB	34	T. Braxton	QB 6	B. Brister	RCB	26	R. Woodson	QB 7	J. Elway	RCB	24	W. Henderson
QB 6	B. Brister	SS	37	C. Lake	QB 32	M. Bratton	SS	49	D. Smith	FB 33	M. Hoge	FS	27	T. Everett	FB 32	M. Bratton	SS	49	D. Smith
FB 33	M. Hoge	FS	27	T. Everett	FB 26	B. Humphrey	FS	27	S. Atwater	RB 38	T. Worley				RB 26	B. Humphrey	FS	27	S. Atwater

**DENVER SUBSTITUTIONS:** 2 M. Horan, 8 G. Kubiak, 9 D. Treadwell, 23 S. Winder, 25 K. Corrington, 29 D. Carrington, 30 S. Sewell, 35 K. Bell, 36 M. Haynes, 48 R. Robbins, 54 K. Bishop, 55 R. Dennison, 58 S. Curtis, 59 T. Lucas, 61 A. Townsend, 65 M. Smith, 68 B. Henke, 83 M. Young, 84 R. Nattiel, 87 P. Kelly, 88 C. Kay, 91 W. Powers, 97 B. Klosterman. **INACTIVE:** 40 J. Alexander, 57 M. Ruether.

FIELD GOALS (made ( __ ) & missed)									
G. Anderson	(32)	(35)	(32)	D. Treadwell (43)					
VISITOR				1	2	3	4	OT	TOTAL
HOME	Pittsburgh Steelers			3	14	3	3	—	23
	Denver Broncos			0	10	7	7	—	24

Team	Qtr	Elapsed Time	SCORING PLAY	SCORE
			Visitor	Home
STEELERS	1	7:47	G. Anderson 32 yd. Field Goal (13-65, 7:47)	3 0
STEELERS	2	1:38	M. Hoge 7 yd. run (G. Anderson, kick) (5-93, 2:27)	10 0
BRONCOS	2	2:38	M. Bratton 1 yd. run (D. Treadwell, kick) (12-75, 7:00)	10 7
STEELERS	2	14:34	L. Lipps 9 yd. pass from B. Brister (G. Anderson, kick) (12-77, 5:56)	17 7
BRONCOS	2	15:00	D. Treadwell 43 yd. Field Goal (3-41, 0:26)	17 10
BRONCOS	3	1:58	V. Johnson 37 yd. pass from J. Elway (D. Treadwell, kick) (1-37, 0:07)	17 17
STEELERS	3	7:26	G. Anderson 35 yd. Field Goal (10-62, 5:28)	20 17
STEELERS	4	0:07	G. Anderson 32 yd. Field Goal (10-34, 5:54)	23 17
BRONCOS	4	12:33	M. Bratton 1 yd. run (D. Treadwell, kick) (9-71, 4:39)	23 24

### FINAL BRONCOS DEFENSIVE STATISTICS

(Based on unofficial press box totals)

Player	UT	A	TT	PD	FR	FF	S-Yds	I-Yds
M. Brooks	6	3	9	0	0	0	0-0	0-0
G. Kragen	6	3	9	0	0	1	0-0	0-0
S. Atwater	6	0	6	0	0	0	0-0	0-0
R. Holmes	5	0	5	0	0	0	0-0	0-0
D. Smith	4	1	5	0	0	0	0-0	0-0
K. Mecklenburg	4	0	4	0	0	0	0-0	0-0
T. Braxton	0	0	0	0	1	0	0-0	0-0
R. Dennison	2	1	3	0	0	0	0-0	0-0
W. Henderson	2	0	2	0	0	0	0-0	0-0
A. Carreker	2	0	2	0	0	0	0-0	0-0

Player	UT	A	TT	PD	FR	FF	S-Yds	I-Yds
M. Munford	1	1	2	0	0	0	0-0	0-0
R. Robbins	1	0	1	0	1	0	0-0	0-0
S. Fletcher	1	0	1	1	0	0	0-0	0-0
D. Carrington	0	0	0	0	0	0	0-0	0-0
K. Corrington	0	0	0	0	0	0	0-0	0-0
T. Lucas	0	0	0	0	0	0	0-0	0-0
B. Klosterman	0	0	0	0	0	0	0-0	0-0
W. Powers	0	0	0	0	0	0	0-0	0-0
<b>Team Totals</b>	<b>45</b>	<b>9</b>	<b>54</b>	<b>1</b>	<b>2</b>	<b>1</b>	<b>0-0</b>	<b>0-0</b>

### FINAL INDIVIDUAL STATISTICS

Pittsburgh Steelers										Denver Broncos											
RUSHING	ATT	YDS	AVG	LG	TD					RUSHING	ATT	YDS	AVG	LG	TD						
M. Hoge	16	120	7.5	45	1					B. Humphrey	18	85	4.7	17	0						
T. Worley	13	50	3.8	19	0					J. Elway	7	44	6.3	32	0						
B. Brister	2	4	2.0	4	0					S. Sewell	1	6	6.0	6	0						
L. Lipps	1	1	1.0	1	0					M. Bratton	4	3	0.8	1	2						
										S. Winder	1	0	0.0	0	0						
Total	32	175	5.5	45	1					Total	31	138	4.5	32	2						
PASSING	ATT	CMP	YDS	TKD/YD	TD	LG	IN			PASSING	ATT	CMP	YDS	TKD/YD	TD	LG	IN				
B. Brister	29	19	229	0/0	1	33	0			J. Elway	20	12	239	1/13	1	51	1				
Total	29	19	229	0/0	1	33	0			Total	20	12	239	1/13	1	51	1				
RECEIVING	NO				YDS	LG	TD			RECEIVING	NO				YDS	LG	TD				
M. Hoge	8				60	19	0			M. Jackson	5				111	5	0				
L. Lipps	3				29	11	1			V. Johnson	3				85	37	1				
D. Stone	3				18	11	0			M. Young	2				22	12	0				
M. Mularkey	2				36	25	0			R. Nattiel	1				15	15	0				
T. Worley	1				33	33	0			B. Humphrey	1				6	6	0				
M. Stock	1				30	30	0														
W. Thompson	1				23	23	0														
Total	19				229	33	1			Total	12				239	51	1				
INTERCEPTIONS	NO				YDS	LG	TD			INTERCEPTIONS	NO				YDS	LG	TD				
T. Everett	1				26	26	0														
Total	1				26	26	0			Total	0				0	0	0				
PUNTING	NO	YDS	AVG	TB	IN20	LG				PUNTING	NO	YDS	AVG	TB	IN20	LG					
H. Newsome	2	86	43.0	0	0	50				M. Horan	3	133	44.3	1	2	55					
										J. Elway	1	17	17.0	0	1	17					
Total	2	86	43.0	0	0	50				Total	4	150	37.5	1	3	55					
PUNT RETURNS	NO				FC	YDS	LG	TD			PUNT RETURNS	NO				FC	YDS	LG	TD		
R. Woodson	0				1	0	0	0			V. Johnson	1				1	6	6	0		
Returns	0				1	0	0	0			Returns	1				1	6	6	0		
KICKOFF RETURNS	NO				FC	YDS	LG	TD			KICKOFF RETURNS	NO				FC	YDS	LG	TD		
R. Woodson	2					33	19	0			K. Bell	2				2	62	31	0		
											D. Carrington	2					51	27	0		
											M. Bratton	1					6	6	0		
Returns	2					33	19	0			Returns	5					119	31	0		
Pittsburgh Steelers	Own									Denver Broncos	Own										
FUMBLES	Fum	Rec.	Yds	TD	FF	Rec.	Yds	TD	Out Bnds	FUMBLES	Fum	Rec.	Yds	TD	FF	Rec.	Yds	TD	Out Bnds		
T. Worley	1	0	0	0	0	0	0	0	0	T. Braxton	0	0	0	0	0	1	5	0	0		
B. Brister	1	0	-2	0	0	0	0	0	0	V. Johnson	1	1	0	0	0	0	0	0	0		
										R. Robbins	0	0	0	0	0	1	0	0	0		
Total	2	0	-2	0	0	0	0	0	0	Total	1	1	0	0	0	2	5	0	0		







1987 AFC CHAMPIONSHIP GAME
  
DENVER 38, CLEVELAND 33
  
Sun., Jan. 17, 1988 • 2 p.m. MST • Mile High Stadium • Denver

**Weather:** Mostly Sunny, 44°, Wind NE 8 mph • **Attendance:** 75,993 • **Time:** 3:37

Denver's Jeremiah Castille recovered a Cleveland fumble on the Denver 3-yard line with just over a minute left in the game, halting a desperate drive by the Browns and preserving a victory for Denver. With the win, Denver became the first AFC Champion since the Pittsburgh Steelers in 1978-79 to win the conference in consecutive seasons.

The Broncos were presented with the game's first scoring opportunity when Freddie Gilbert caught a deflected Bernie Kosar pass on the contest's third play. Denver took 4 plays to go 18 yards, scoring on an 8-yard pass from John Elway to Ricky Nattiel. The Browns' next drive reached the Bronco 45 before Kevin Mack fumbled, and it was recovered by Steve Wilson on the Denver 40. Two plays later Gene Lang took off on a 42-yard run that would stand for nine years as the longest in postseason history for Denver, taking the ball to the Cleveland 11. Six plays later, on third-and-goal from the 3, Elway's threw incomplete into the end zone, but Cleveland was penalized for holding, giving the Broncos new life at the Browns' 1. Steve Sewell scored on first down to give Denver a 14-0 lead with 11 minutes gone in the first quarter.

The Browns took 13 plays to move 64-yards for their first points of the game, scoring on a 24-yard Matt Bahr field goal. Elway responded by moving the Broncos 80 yards in 11 plays, capped by a 1-yard Gene Lang touchdown run to up Denver's lead to 21-3. Both teams missed field goals in the latter part of the first half, and the Broncos took their 18-point lead into the dressing room at halftime.

After Elway was intercepted by Felix Wright four plays into the second half, Cleveland needed just three plays to go 35 yards and score on an 18-yard pass from Bernie Kosar to Reggie Langhorne. The Broncos answered four plays into their next drive, when on third-and-10 from the Denver 20, Elway scrambled right and threw to Mark Jackson, who caught the ball at the Broncos 25, evaded two tackles and sprinted for a touchdown to complete an 80-yard scoring play and give the Broncos a 28-10 lead. Kosar and the Browns roared right back, moving 80 yards in 5 plays to score on a 32-yard Kosar-to-Earnest Byner pass.

After a Broncos punt, Cleveland engineered another scoring drive, going 42 yards in 4 plays and scoring on a 4-yard run by Byner to narrow the Bronco lead to 28-24. Just before the end of the third period, Rich Karlis capped off a Denver possession with a 38-yard field goal. The Browns, however, moved 86 yards in 9 plays to tie the score at 31-31 on a 4-yard pass from Kosar to Webster Slaughter. After an exchange of punts, Denver began a drive at their own 25 with 5:14 left in the game. A pair of 26-yard pass plays to Ricky Nattiel put Denver at the Cleveland 20, set up a 23-yard Elway-Sammy Winder pass play for a touchdown to put the Broncos up 38-31 with just over 4 minutes left. Kosar and the Browns advanced to the Denver 8-yard line with 1:12 remaining when Byner ran to the 3, but had the ball stripped by Castille, who recovered for the Broncos. Denver was forced into a fourth down situation with 13 seconds left, and punter Mike Horan carried the ball out of the back of the end zone for a safety, making the score 38-33 in Denver's favor. After the ensuing free kick, Cleveland attempted one pass before time ran out.

### OFFICIALS

**Referee** — Jim Tunney (32); **Umpire** — Ben Montgomery (117); **Line Judge** — Ron Blum (83); **Side Judge** — Bill Quinby (58); **Head Linesman** — Sid Semon (109); **Back Judge** — Roy Clymer (24); **Field Judge** — Dick Dolack (31)

### STARTING LINEUPS

Cleveland Browns					Denver Broncos				
Offense			Defense		Offense			Defense	
WR 88	R. Langhorne	LE 91	S. Clancy	WR 84	R. Nattiel	LE 61	A. Townsend		
LT 74	P. Farran	NT 72	D. Puzouli	LT 70	D. Studdard	NT 71	G. Kragen		
LG 73	G. Rakoczy	RE 78	C. Hairston	LG 54	K. Bishop	RE 75	R. Jones		
C 61	M. Baab	LOLB 50	L. Sanford	C 62	M. Freeman	LOLB 73	S. Fletcher		
RG 69	D. Fike	LILB 51	E. Johnson	RG 79	S. Humphries	LILB 77	K. Mecklenburg		
RT 63	C. Risien	RILB 59	M. Johnson	RT 76	K. Lanier	RILB 98	R. Hunley		
TE 82	O. Newsome	ROLB 57	C. Matthews	TE 88	C. Kay	ROLB 50	J. Ryan		
WR 84	W. Slaughter	LCB 31	F. Minnifield	WR 80	M. Jackson	LCB 38	M. Haynes		
QB 19	B. Kosar	RCB 29	H. Dixon	QB 7	J. Elway	FS 22	T. Lilly		
RB 81	D. Tennell	SS 24	R. Ellis	HB 23	S. Winder	SS 49	D. Smith		
FB 34	K. Mack	FS 22	F. Wright	FB 33	G. Lang	RCB 45	S. Wilson		

**DENVER SUBSTITUTIONS:** 2 M. Horan, 3 R. Karlis, 8 G. Kubiak, 24 T. Boddie, 27 K. Clark, 28 J. Castille, 30 S. Sewell, 34 T. Braxton, 35 K. Bell, 38 B. Plummer, 46 B. Micho, 55 R. Dennison, 56 M. Brooks, 59 T. Lucas, 65 W. Bowyer, 72 K. Kartz, 81 S. Watson, 86 M. Andrews, 89 O. Mobley, 90 F. Gilbert, 95 S. Bryan, 97 B. Klosterman. **DID NOT PLAY:** 68 L. Lee.

FIELD GOALS (made (___) & missed)									
M. Bahr		(24)	45WR	R. Karlis		50WL	(38)		
				1	2	3	4	OT	TOTAL
VISITOR	Cleveland Browns			0	3	21	9	—	33
HOME	Denver Broncos			14	7	10	7	—	38

Team	Qtr	Elapsed Time	SCORING PLAY		SCORE	
			Visitor	Home	Visitor	Home
BRONCOS	1	3:38	R. Nattiel 8 yd. pass from J. Elway (R. Karlis, kick) (4-18, 2:05)		0	7
BRONCOS	1	11:06	S. Sewell 1 yd. run (R. Karlis, kick) (8-60, 3:47)		0	14
BROWNS	2	1:41	M. Bahr 24 y d. Field Goal (13-64, 5:35)		3	14
BRONCOS	2	6:59	G. Lang 1 yd. run (R. Karlis, kick) (11-80, 5:18)		3	21
BROWNS	3	3:44	R. Langhorne 18 yd. pass from B. Kosar (M. Bahr, kick) (3-35, 1:30)		10	21
BRONCOS	3	5:03	M. Jackson 80 yd. pass from J. Elway (R. Karlis, kick) (3-80, 1:19)		10	28
BROWNS	3	8:10	E. Byner 32 yd. pass from B. Kosar (M. Bahr, kick) (5-80, 3:07)		17	28
BROWNS	3	11:15	E. Byner 4 yd. run (M. Bahr, kick) (4-42, 1:58)		24	28
BRONCOS	3	14:50	R. Karlis 38 yd. Field Goal (9-59, 3:35)		24	31
BROWNS	4	4:12	W. Slaughter 4 yd. pass from B. Kosar (M. Bahr, kick) (9-86, 4:22)		31	31
BRONCOS	4	10:59	S. Winder 20 yd. pass from J. Elway (R. Karlis, kick) (5-75, 1:13)		31	38
BROWNS	4	14:52	Safety—M. Horan runs out of end zone (Minnifield)		33	38

### BRONCOS DEFENSIVE LEADERS

*(Based on unofficial press box totals)*

Player	UT	A	TT	PD	FR	FF	S-Yds	I-Yds	Player	UT	A	TT	PD	FR	FF	S-Yds	I-Yds
T. Lilly	10	1	11	1	0	1	0-0	0-0	M. Haynes	4	0	4	2	0	0	0-0	0-0
J. Ryan	4	4	8	0	0	0	0-0	0-0	K. Mecklenburg	3	1	4	0	0	0	0-0	0-0
R. Hunley	5	1	6	0	0	0	0-0	0-0	T. Boddie	3	0	3	0	0	0	0-0	0-0
S. Fletcher	5	0	5	1	0	0	1-9	0-0	R. Dennison	3	0	3	0	0	0	0-0	0-0
A. Townsend	3	2	5	1	0	0	0-0	0-0	<b>Team Totals</b>	<b>54</b>	<b>11</b>	<b>65</b>	<b>6</b>	<b>2</b>	<b>2</b>	<b>2-20</b>	<b>1-0</b>

### FINAL INDIVIDUAL STATISTICS

Cleveland Browns							Denver Broncos								
RUSHING	ATT	YDS	AVG	LG	TD		RUSHING	ATT	YDS	AVG	LG	TD			
E. Byner	15	67	4.5	16	1		S. Winder	20	72	3.6	10	0			
K. Mack	12	61	5.1	14	0		G. Lang	5	51	10.2	42	1			
							J. Elway	11	36	3.3	11	0			
							T. Boddie	1	8	8.0	8	0			
							S. Sewell	1	1	1.0	11	1			
							M. Horan	1	-12	-12.0	-12	0			
Total	27	128	4.7	16	1		Total	39	156	4.0	42	2			
							TKD/								
PASSING	ATT	CMP	YDS	YD	TD	LG	IN	PASSING	ATT	CMP	YDS	YD	TD	LG	IN
B. Kosar	41	26	356	2/20	3	53	1	J. Elway	26	14	281	2/25	3	80t	1
Total	41	26	356	2/20	3	53	1	Total	26	14	281	2/25	3	80t	1
RECEIVING			NO	YDS	LG	TD		RECEIVING			NO	YDS	LG	TD	
E. Byner			7	120	53	1		R. Nattiel			5	95	26	1	
W. Slaughter			4	53	24	1		M. Jackson			4	134	80t	1	
B. Brennan			4	48	19	0		S. Winder			3	34	20t	1	
K. Mack			4	28	9	0		S. Sewell			1	10	10	0	
O. Newsome			3	35	25	0		O. Mobley			1	8	8	0	
R. Langhorne			2	48	30	1									
C. Weathers			1	19	19	0									
D. Tennell			1	5	5	0									
Total			26	356	53	3		Total			14	281	80t	3	
INTERCEPTIONS			NO	YDS	LG	TD		INTERCEPTIONS			NO	YDS	LG	TD	
F. Wright			1	13	13	0		F. Gilbert			1	0	0	0	
Total			1	13	13	0		Total			1	0	0	0	
PUNTING	NO	YDS	AVG	TB	IN20	LG		PUNTING	NO	YDS	AVG	TB	IN20	LG	
L. Johnson	2	96	48.0	0	0	59		M. Horan	2	83	41.5	0	0	44	
								J. Elway	1	18	18.0	0	0	18	
Total	2	96	48.0	0	0	59		Total	3	101	33.7	0	0	44	
PUNT RETURNS			NO	FC	YDS	LG	TD	PUNT RETURNS			NO	FC	YDS	LG	TD
G. McNeil			2	0	24	17	0	K. Clark			2	0	13	10	0
Returns			2		24	17	0	Returns			2		13	10	0
KICKOFF RETURNS			NO	FC	YDS	LG	TD	KICKOFF RETURNS			NO	FC	YDS	LG	TD
G. McNeil			5		94	28	0	K. Bell			3		43	23	0
Returns			5		94	28	0	Returns			3		43	23	0
Cleveland Browns	Own				Opp.			Denver Broncos	Own				Opp.		
FUMBLES	Fum	Rec.	Yds	TD	FF	Rec.	Yds	FUMBLES	Fum	Rec.	Yds	TD	FF	Rec.	Yds
K. Mack	1	0	0	0	0	0	0	S. Wilson	0	0	0	0	0	1	0
B. Brennan	1	0	0	0	0	0	0	J. Elway	1	1	-2	0	0	0	0
E. Byner	1	0	0	0	0	0	0	R. Robbins	0	0	0	0	0	1	0
								K. Bell	1	0	0	0	0	0	0
								J. Castille	0	0	0	0	0	1	0
Total	3	1	0	0	0	0	0	Total	2	1	-2	0	0	3	0

### FINAL TEAM STATISTICS

	VISITOR BROWNS	HOME BRONCOS
TOTAL FIRST DOWNS	25	24
By Rushing	8	10
By Passing	15	11
By Penalty	2	3
THIRD DOWN EFFICIENCY	8-14-57%	7-14-50%
FOURTH DOWN EFFICIENCY	1-1-100%	0-1-0%
TOTAL NET YARDS	464	412
Total Offensive Plays (inc. times thrown passing)	70	67
Average gain per offensive play	6.6	6.1
NET YARDS RUSHING	128	156
Total Rushing Plays	27	39
Average gain per rushing play	4.7	4.0
NET YARDS PASSING	336	256
Times thrown — yards lost attempting to pass	2-20	2-25
Gross yards passing	356	256
PASS ATTEMPTS-COMPLETIONS-HAD INTERCEPTED	41-26-1	26-14-1
Average gain per pass play (inc. # thrown passing)	7.8	9.1
PUNTS Number and Average	2-48.0	8-33.7
Had Blocked	0	0
FGs — PATs Had Blocked	0-0	0-0
TOTAL RETURN YARDAGE (Not Including Kickoffs)	37	13
No. and Yards Punt Returns	2-24	2-13
No. and Yards Kickoff Returns	5-94	3-43
No. and Yards Interception Returns	1-13	1-0
PENALTIES Number and Yards	7-59	7-44
FUMBLES Number and Lost	3-3	2-1
TOUCHDOWNS	4	5
Rushing	1	2
Passing	3	3
EXTRA POINTS Made-Attempts	4-4	5-5
FIELD GOALS Made-Attempts	1-2	1-2
SAFETIES	0	1
FINAL SCORE	33	38
TIME OF POSSESSION	31:37	28:23



## 1987 AFC DIVISIONAL PLAYOFF GAME

DENVER 34, HOUSTON 10

Sun., Jan. 10, 1988 • 2 p.m. MST • Mile High Stadium • Denver

Weather: Mostly Sunny, 45°, Wind E 6 mph • Attendance: 75,968 • Time: 3:07

The Denver Broncos advanced to the AFC Championship game after beating the Oilers 34-10, the largest margin of victory ever for the Broncos in postseason play. The Broncos were led on defense by Mark Haynes and Karl Mecklenburg, who both picked up key interceptions, and on offense by quarterback John Elway (14 of 25, 259 yards, two TDs) and receivers Vance Johnson (4 catches for 105 yards) and Clarence Kay (3 catches for 57 yards and two TDs).

Punter Mike Horan put the Oilers in a hole after the Broncos' first drive stalled, sending a punt to the Houston 5-yard line, where two plays later, a lateral pass from Warren Moon to Mike Rozier was fumbled, and Steve Wilson recovered for Denver on the 1. Gene Lang scored two plays later to give the Broncos an early 7-0 lead. Houston's next drive reached the Broncos 20-yard line before Mecklenburg intercepted a pass and returned it to the Denver 28. Elway hit Kay for 29 yards on the next play to move into Houston territory, and five plays later the same connection was made for a 27-yard touchdown pass, giving the Broncos a 14-0 lead.

Both teams added field goals on their first drive of the second quarter to make the score 17-3 in Denver's favor. On the fourth Denver play after Houston's field goal, Elway threw a 55-yard bomb to Johnson to move the ball to the Oiler 11. Five plays later Elway hit Kay, again for a touchdown on a 1-yard pass to up the lead to 24-3 with less than 2 minutes left in the half.

Denver's first possession of the second half resulted in a Rich Karlis field goal. Houston then took 10 plays to reach the Denver 7, but Mark Haynes picked off a Moon pass in the end zone and returned it 57 yards, a Broncos play-off record. Houston's next drive reached the Broncos 11 but a pass on fourth down fell incomplete. The Oilers got the ball back three plays later when Patrick Allen intercepted an Elway pass, and that led to a 19-yard touchdown pass from Moon to Ernest Givins, cutting Denver's lead to 27-10. The Broncos' Kevin Clark recovered the onside kick that followed, and Denver moved 52 yards in 7 plays to score the final points of the game on a 3-yard run by Elway.

## OFFICIALS

Referee — Jerry Markbreit (9); Umpire — Ed Fiffick (57); Line Judge — Ray Dodez (74); Side Judge — Larry Nemmers (20); Head Linesman — Ed Marion (26); Back Judge — Al Jury (106); Field Judge — Ron Spittler (119)

## STARTING LINEUPS

Houston Oilers						Denver Broncos					
Offense			Defense			Offense			Defense		
WR 85	D. Hill	LE 79	R. Childress	WR 82	V. Johnson	LE 61	A. Townsend	WR 82	V. Johnson	LE 61	A. Townsend
LT 77	B. Davis	NT 99	D. Smith	LT 70	D. Studdard	NT 71	G. Kragen	LT 70	D. Studdard	NT 71	G. Kragen
LG 63	M. Munchak	RE 71	R. Byrd	LG 54	K. Bishop	RE 75	R. Jones	LG 54	K. Bishop	RE 75	R. Jones
C 52	J. Pennison	LLB 93	R. Lyles	C 62	M. Freeman	LOLB 73	S. Fletcher	C 62	M. Freeman	LOLB 73	S. Fletcher
RG 74	B. Matthews	LILB 59	J. Grimsley	RG 79	S. Humphries	LILB 77	K. Mecklenburg	RG 79	S. Humphries	LILB 77	K. Mecklenburg
RT 70	D. Steinkuhler	RILB 54	A. Smith	RT 76	K. Lanier	RILB 98	R. Hunley	RT 76	K. Lanier	RILB 98	R. Hunley
TE 87	J. Williams	RLB 91	J. Meads	TE 88	C. Kay	ROLB 50	J. Ryan	TE 88	C. Kay	ROLB 50	J. Ryan
WR 81	E. Givins	LCB 24	S. Brown	WR 80	M. Jackson	LCB 36	M. Haynes	WR 80	M. Jackson	LCB 36	M. Haynes
QB 1	W. Moon	RCB 29	P. Allen	QB 7	J. Elway	FS 22	T. Lilly	QB 7	J. Elway	FS 22	T. Lilly
RB 30	M. Rozier	SS 25	K. Bostic	RB 30	S. Sewell	SS 31	M. Harden	RB 30	S. Sewell	SS 31	M. Harden
FB 32	A. Highsmith	FS 31	J. Donaldson	FB 89	O. Mobley	RCB 45	S. Wilson	FB 89	O. Mobley	RCB 45	S. Wilson

**DENVER SUBSTITUTIONS:** 2 M. Horan, 3 R. Karlis, 8 G. Kubiak, 23 S. Winder, 24 T. Boddie, 27 K. Clark, 28 J. Castille, 33 G. Lang, 34 T. Braxton, 35 K. Bell, 38 B. Plummer, 46 B. Micho, 55 R. Dennison, 56 M. Brooks, 59 T. Lucas, 65 W. Bowyer, 68 L. Lee, 72 K. Kartz, 81 S. Watson, 84 R. Nattiel, 86 M. Andrews, 90 F. Gilbert, 97 B. Klosterman. **DID NOT PLAY:** None.

## FIELD GOALS (made (\_\_\_) &amp; missed)

		T. Zendejas (46)		R. Karlis (43) (23)			
		1	2	3	4	OT	TOTAL
VISITOR	Houston Oilers	0	3	0	7	—	10
HOME	Denver Broncos	14	10	3	7	—	34

Team	Qtr	Elapsed Time	SCORING PLAY		SCORE	
					Visitor	Home
BRONCOS	1	6:19	G. Lang 1 yd. run (R. Karlis, kick) (2-1, 0:39)		0	7
BRONCOS	1	13:34	C. Kay 27 yd. pass from J. Elway (R. Karlis, kick) (6-72, 2:55)		0	14
BRONCOS	2	3:20	R. Karlis 43 yd. Field Goal (7-14, 3:09)		0	17
OILERS	2	9:03	T. Zendejas 46 yd. Field Goal (12-54, 5:43)		3	17
BRONCOS	2	13:08	C. Kay 1 yd. pass from J. Elway (R. Karlis, kick) (9-80, 4:05)		3	24
BRONCOS	3	2:29	R. Karlis 23 yd. Field Goal (5-51, 1:25)		3	27
OILERS	4	6:38	E. Givins 19 yd. pass from W. Moon (T. Zendejas, kick) (3-48, 1:14)		10	27
BRONCOS	4	10:33	J. Elway 3 yd. run (R. Karlis, kick) (7-52, 3:55)		10	34

## FINAL BRONCOS DEFENSIVE STATISTICS

(Based on unofficial press box totals)

Player	UT	A	TT	PD	FR	FF	S-Yds	I-Yds	Player	UT	A	TT	PD	FR	FF	S-Yds	I-Yds
R. Dennison	6	2	8	0	0	0	0-0	0-0	W. Bowyer	2	1	3	0	0	0	0-0	0-0
M. Haynes	6	0	6	2	0	0	0-0	1-57	M. Brooks	2	1	3	0	0	0	0-0	0-0
T. Lilly	5	1	6	0	0	0	0-0	0-0	K. Clark	2	0	2	0	0	0	0-0	0-0
S. Wilson	5	1	6	1	1	0	0-0	0-0	F. Gilbert	2	0	2	0	0	0	0-0	0-0
R. Jones	3	2	5	0	0	0	0-0	0-0	B. Plummer	2	0	2	1	0	0	0-0	0-0
R. Hunley	2	3	5	0	0	0	0-0	0-0	J. Ryan	0	1	1	1	0	0	0-0	0-0
K. Mecklenburg	4	0	4	0	0	0	0-0	1-18	S. Fletcher	0	1	1	0	0	0	0-0	0-0
G. Kragen	3	0	3	0	0	0	0-0	0-0	J. Castille	0	0	0	1	0	0	0-0	0-0
A. Townsend	3	0	3	0	0	0	0-0	0-0	<b>Team Totals</b>	<b>47</b>	<b>13</b>	<b>60</b>	<b>6</b>	<b>1</b>	<b>0</b>	<b>0-0</b>	<b>2-75</b>

## FINAL INDIVIDUAL STATISTICS

Houston Oilers							Denver Broncos								
RUSHING	ATT	YDS	AVG	LG	TD		RUSHING	ATT	YDS	AVG	LG	TD			
M. Rozier	9	25	3.1	8	0		S. Winder	13	46	3.5	8	0			
A. Pinkett	6	20	3.3	8	0		S. Sewell	5	9	1.8	5	0			
W. Moon	5	15	3.0	7	0		J. Elway	4	8	2.0	4	1			
A. Highsmith	5	13	2.6	11	0		K. Bell	2	7	3.5	5	0			
E. Givins	1	0	0.0	0	0		G. Kubiak	2	-3	-1.5	-1	0			
							G. Lang	3	-6	-2.0	11	1			
Total	26	73	2.8	11	0		Total	29	61	2.1	8	2			
PASSING	ATT	CMP	YDS	TKD/YD	TD	LG	IN	PASSING	ATT	CMP	YDS	TKD/YD	TD	LG	IN
W. Moon	43	24	264	0/0	1	24	2	J. Elway	25	14	259	1/4	2	55	1
Total	43	24	264	0/0	1	24	2	Total	25	14	259	1/4	2	55	1
RECEIVING			NO	YDS	LG	TD		RECEIVING			NO	YDS	LG	TD	
E. Givins			6	84	19t	1		V. Johnson			4	105	55	0	
D. Hill			5	93	24	0		C. Kay			3	57	29	2	
C. Duncan			4	32	13	0		S. Sewell			3	41	25	0	
A. Highsmith			4	20	16	0		G. Lang			1	25	25	0	
W. Drewrey			2	17	9	0		T. Boddie			1	15	15	0	
J. Williams			1	7	7	0		O. Mobley			1	9	9	0	
M. Rozier			1	6	6	0		R. Nattiel			1	7	7	0	
A. Pinkett			1	5	5	0									
Total			24	264	24	1		Total			14	259	55	2	
INTERCEPTIONS			NO	YDS	LG	TD		INTERCEPTIONS			NO	YDS	LG	TD	
P. Allen			1	2	2	0		K. Mecklenburg			1	18	18	0	
								M. Haynes			1	57	57	0	
Total			1	2	2	0		Total			2	75	57	0	
PUNTING	NO	YDS	AVG	TB	IN20	LG		PUNTING	NO	YDS	AVG	TB	IN20	LG	
J. Gossett	3	134	44.7	0	1	57		M. Horan	2	92	46.0	1	1	49	
Total	3	134	44.7	0	1	57		Total	2	92	46.0	1	1	49	
PUNT RETURNS		NO	FC	YDS	LG	TD		PUNT RETURNS		NO	FC	YDS	LG	TD	
								G. Clark		2	1	15	12	0	
Returns		0		0	0	0		Returns		2		15	12	0	
KICKOFF RETURNS		NO	FC	YDS	LG	TD		KICKOFF RETURNS		NO	FC	YDS	LG	TD	
A. Pinkett		3		62	21	0		K. Bell		1		28	28	0	
								K. Clark		1		0	0	0	
Returns		3		62	21	0		Returns		2		28	28	0	
Houston Oilers FUMBLES	Own	Rec.	Yds	TD	FF	Rec.	Yds	TD	FF	Own	Rec.	Yds	TD	FF	Rec.
W. Moon	1	1	0	0	0	0	0	0	0	0	0	0	0	0	0
E. Givins	1	0	-5	0	0	0	0	0	0	0	0	0	0	0	0
Total	2	1	-5	0	0	0	0	0	0	0	0	0	0	0	0
Denver Broncos FUMBLES	Own	Rec.	Yds	TD	FF	Rec.	Yds	TD	FF	Own	Rec.	Yds	TD	FF	Rec.
S. Wilson	0	0	0	0	0	0	0	0	0	0	1	0	0	0	0
Total	0	0	0	0	0	0	0	0	0	0	1	0	0	0	0

## FINAL TEAM STATISTICS

	VISITOR OILERS	HOME BRONCOS
TOTAL FIRST DOWNS	20	19
By Rushing	5	9
By Passing	14	9
By Penalty	1	1
THIRD DOWN EFFICIENCY	8-16-50%	4-9-44%
FOURTH DOWN EFFICIENCY	2-4-50%	1-1-100%
TOTAL NET YARDS	337	316
Total Offensive Plays (inc. times thrown passing)	69	55
Average gain per offensive play	4.9	5.7
NET YARDS RUSHING	73	61
Total Rushing Plays	26	29
Average gain per rushing play	2.8	2.1
NET YARDS PASSING	264	255
Times thrown — yards lost attempting to pass	0-0	1-4
Gross yards passing	264	259
PASS ATTEMPTS-COMPLETIONS-HAD INTERCEPTED	43-24-2	25-14-1
Average gain per pass play (inc. # thrown passing)	6.1	9.8
PUNTS Number and Average	3-44.7	2-46.0
Had Blocked	0	0
FGs — PATs Had Blocked	0-0	0-0
TOTAL RETURN YARDAGE (Not Including Kickoffs)	2	90
No. and Yards Punt Returns	0-0	2-15
No. and Yards Kickoff Returns	3-62	2-28
No. and Yards Interception Returns	1-2	2-75
PENALTIES Number and Yards	10-73	4-35
FUMBLES Number and Lost	2-1	0-0
TOUCHDOWNS	1	4
Rushing	0	2
Passing	1	0
Returns	0	2
EXTRA POINTS Made-Attempts	1-1	4-4
FIELD GOALS Made-Attempts	1-1	2-2
SAFETIES	0	0
FINAL SCORE	10	34
TIME OF POSSESSION	32:33	27:27



SUPER BOWL XXI

NEW YORK GIANTS 39, DENVER 20

Sun., Jan. 25, 1987 • 3:13 p.m. PST • Rose Bowl • Pasadena, Calif.

**Weather:** Sunny, 76°, Wind W 2-5 mph • **Attendance:** 101,063 • **Time:** 3:25

The New York Giants broke open a close game with 24 unanswered points to open the second half, capturing a 39-20 win over the Broncos in Super Bowl XXI. The game, played before a crowd of 101,063 in Pasadena's Rose Bowl, featured outstanding performances by the two quarterbacks, Super Bowl MVP Phil Simms of New York (22-25, 268 yds., 3 TDs) and Denver's John Elway (22-37, 304 yds., 1 TD).

The Broncos drove to the Giants' 31-yard-line on their opening drive and took a 3-0 lead when Rich Karlis booted a Super Bowl record-tying 48-yard field goal. New York answered with a 9-play, 78-yard scoring drive that culminated with a 6-yard touchdown pass from Simms to tight end Mark Bavaro.

With five-and-a-half minutes remaining in the first quarter, the Broncos took possession on their own 42 after a 28-yard kickoff return by Ken Bell. Elway completed passes on the first three plays of the drive as Denver reached the New York 33. Two Giants penalties left the Broncos with a first-and-10 at the 12, and on third down, Elway called his own number, scoring from 4 yards out on a quarterback draw to give Denver a 10-7 lead. The Giants' next drive stalled and the Broncos got the ball back at the 14-minute mark of the second quarter. On the third play of the drive, on third-and-18, Elway unleashed a 54-yard bomb to Vance Johnson, giving the Broncos a first down on the Giants 28. Seven plays later, Denver had a first-and-goal at the New York 1 but failed to score in three plays and Karlis was wide right on a 23-yard field goal attempt.

Denver's Orange Crush defense stifled the next Giant drive at the New York 47, and after a punt, the Broncos got the ball back on their own 15. Controversy entered the game when, on second-and-twelve, Elway threw an apparent completion for a first down to Clarence Kay. The pass was ruled incomplete, a call that was upheld after review of the television replay. On the next play, Giant defensive end George Martin sacked Elway in the end zone for a safety to pull New York within a point of Denver at 10-9. The Denver defense held again, giving Denver the ball at its own 37. Elway quickly hit Steve Watson for 31 yards and Gerald Willhite for 11 more to give the Broncos a first-and-10 at the Giants' 21 with 43 seconds left in the half. Denver reached the 16-yard-line, but Karlis was wide right on a 34-yard field goal attempt with 13 seconds left in the half.

New York scored on all three third-quarter drives and outgained Denver in the period 163 yards to 2. With the score at 26-10, the Giants mounted a scoring drive on their first possession of the fourth quarter, and they went up 33-10 after Phil McConkey caught a deflected pass in the end zone, Simms' third touchdown strike of the day. Denver got the ball back at its own 16 and Elway moved the squad to the New York 10, as Karlis kicked a 27-yard field goal to make the score 33-13. The Giants took only 5 plays to move 46 yards for their next touchdown, a 2-yard run by Ottis Anderson, which made the score 39-13. Elway took Denver down the field again and hit Vance Johnson with a 47-yard touchdown pass for the game's final points.

### OFFICIALS

Referee — Jerry Markbreit (9); **Umpire** — Bob Boylston (101); **Line Judge** — Bob Beeks (59); **Side Judge** — Gil Mace (90); **Head Linesman** — Terry Gierke (72); **Back Judge** — Jim Poole (92); **Field Judge** — Pat Mallette (82)

### STARTING LINEUPS

Denver Broncos					New York Giants				
Offense			Defense		Offense			Defense	
WR 82	V. Johnson	LE 61	A. Townsend	WR 86	L. Manuel	LE 75	G. Martin		
LT 70	D. Studdard	NT 71	G. Kragen	LT 60	B. Benson	NT 64	J. Burt		
LG 54	K. Bishop	RE 75	R. Jones	LG 67	B. Ard	RE 70	L. Marshall		
C 64	B. Bryan	LOLB 50	J. Ryan	C 65	B. Oates	LOLB 58	C. Banks		
RG 63	M. Cooper	LILB 77	K. Mecklenburg	RG 61	C. Godfrey	LILB 55	G. Reasons		
RT 76	K. Lanier	RILB 98	R. Hunley	RT 63	K. Nelson	RILB 53	H. Carson		
TE 88	C. Kay	ROLB 57	T. Jackson	TE 89	M. Bavaro	ROLB 59	L. Taylor		
WR 81	S. Watson	LCB 20	L. Wright	WR 81	S. Robinson	LCB 34	E. Patterson		
QB 7	J. Elway	RCB 31	M. Harden	QB 11	P. Simms	RCB 23	P. Williams		
RB 23	S. Winder	SS 49	D. Smith	RB 20	J. Morris	SS 48	K. Hill		
RB 47	G. Willhite	FS 43	S. Foley	RB 44	M. Carthon	FS 27	H. Welch		

**DENVER SUBSTITUTIONS:** 2 M. Horan, 3 R. Karlis, 8 G. Kubiak, 22 T. Lilly, 30 S. Sewell, 33 G. Lang, 35 K. Bell, 36 M. Haynes, 45 S. Wilson, 48 R. Robbins, 52 K. Woodard, 55 R. Dennison, 59 D. Comeaux, 62 M. Freeman, 69 T. Colorito, 73 S. Fletcher, 74 D. Remsberg, 80 M. Jackson, 84 C. Sampson, 85 J. Hackett, 87 B. Micho, 89 O. Mobley, 90 F. Gilbert.

FIELD GOALS (made (___) & missed)									
R. Karlis	(48)	23WR	34WR	(29)	R. Allegre	(21)			
					<b>1</b>	<b>2</b>	<b>3</b>	<b>4</b>	<b>OT</b>
VISITOR	Denver Broncos				10	0	0	10	—
HOME	New York Giants				7	2	17	13	39

Team	Qtr	Elapsed Time	SCORING PLAY								SCORE	
			Visitor	Home								
BRONCOS	1	4:09	R. Karlis 48 yd. Field Goal (8-45, 4:09)								3	0
GIANTS	1	9:33	Z. Mowatt 6 yd. pass from P. Simms (R. Allegre, kick) (9-78, 5:24)								3	7
BRONCOS	1	12:54	J. Elway 4 yd. run (R. Karlis, kick) (6-58, 3:21)								10	7
GIANTS	2	12:14	Safety—J. Elway sacked by G. Martin in end zone (3- (-)15, 0:47)								10	9
GIANTS	3	4:52	M. Bavaro 13 yd. pass from P. Simms (R. Allegre, kick) (8-63, 4:52)								10	16
GIANTS	3	11:06	R. Allegre 21 yd. Field Goal (9-32, 5:07)								10	19
GIANTS	3	14:36	J. Morris 1 yd. run (R. Allegre, kick) (5-68, 2:14)								10	26
GIANTS	4	4:04	P. McConkey 6 yd. pass from P. Simms (R. Allegre, kick) (6-52, 3:50)								10	33
BRONCOS	4	8:59	R. Karlis 28 yd. Field Goal (13-73, 4:55)								13	33
GIANTS	4	10:42	O. Anderson 2 yd. run (kick wide) (5-46, 2:43)								13	39
BRONCOS	4	12:54	V. Johnson 47 yd. pass from J. Elway (R. Karlis, kick) (5-69, 1:12)								20	39

### BRONCOS DEFENSIVE LEADERS

(Based on unofficial press box totals)

Player	UT	A	TT	PD	FR	FF	S-Yds	I-Yds	Player	UT	A	TT	PD	FR	FF	S-Yds	I-Yds
K. Woodard	8	3	11	0	0	0	0.5-2.5	0-0	M. Haynes	3	0	3	0	0	0	0-0	0-0
J. Ryan	6	3	9	0	0	0	0-0	0-0	S. Wilson	3	0	3	0	0	0	0-0	0-0
R. Hunley	7	1	8	0	0	0	0-0	0-0	A. Townsend	2	1	3	0	0	0	0-0	0-0
R. Jones	4	2	6	0	0	0	0-0	0-0	F. Gilbert	1	1	2	0	0	0	0.5-2.5	0-0
S. Foley	5	0	5	0	0	0	0-0	0-0	B. Micho	2	0	2	0	0	0	0-0	0-0
D. Smith	5	0	5	0	0	0	0-0	0-0	T. Lilly	1	1	2	0	0	0	0-0	0-0
L. Wright	5	0	5	0	0	0	0-0	0-0	R. Robbins	1	1	2	0	0	0	0-0	0-0
K. Mecklenburg	2	3	5	0	0	0	0-0	0-0	<b>Team Totals</b>	<b>58</b>	<b>20</b>	<b>78</b>	<b>0</b>	<b>0</b>	<b>0</b>	<b>1-5</b>	<b>0-0</b>

### FINAL INDIVIDUAL STATISTICS

Denver Broncos						New York Giants					
RUSHING	ATT	YDS	AVG	LG	TD	RUSHING	ATT	YDS	AVG	LG	TD
J. Elway	6	27	4.5	10	1	J. Morris	20	67	3.3	11	1
G. Willhite	4	19	4.8	11	0	P. Simms	3	25	8.3	22	0
S. Sewell	3	4	1.3	12	0	L. Rouson	3	22	7.3	18	0
G. Lang	2	2	1.0	4	0	T. Galbreath	4	17	4.3	7	0
S. Winder	4	0	0.0	3	0	M. Carthon	3	4	1.3	2	0
						O. Anderson	2	0	0.5	2	1
						J. Rutledge	3	0	0.0	2	0
<b>Total</b>	<b>19</b>	<b>52</b>	<b>2.7</b>	<b>12</b>	<b>1</b>	<b>Total</b>	<b>38</b>	<b>136</b>	<b>3.6</b>	<b>22</b>	<b>2</b>

PASSING	ATT	CMP	YDS	TKD/YD	TD	LG	IN	PASSING	ATT	CMP	YDS	TKD/YD	TD	LG	IN
J. Elway	37	22	304	3/26	1	54	1	P. Simms	25	22	268	1/5	44	3	0
G. Kubiak	4	4	48	1/6	0	23	0								
<b>Total</b>	<b>41</b>	<b>26</b>	<b>352</b>	<b>4/32</b>	<b>1</b>	<b>54</b>	<b>1</b>	<b>Total</b>	<b>25</b>	<b>22</b>	<b>268</b>	<b>1/5</b>	<b>44</b>	<b>3</b>	<b>0</b>

RECEIVING	NO	YDS	LG	TD	RECEIVING	NO	YDS	LG	TD
V. Johnson	5	121	54	1	M. Bavaro	4	51	17	1
G. Willhite	5	39	11	0	J. Morris	4	20	12	0
S. Winder	4	34	14	0	M. Carthon	4	13	7	0
M. Jackson	3	51	24	0	S. Robinson	3	62	36	0
S. Watson	2	54	31	0	L. Manuel	3	43	17	0
C. Sampson	2	20	11	0	P. McConkey	2	50	44	1
O. Mobley	2	17	11	0	L. Rouson	1	23	23	0
S. Sewell	2	12	7	0	Z. Mowatt	1	6	6	1
G. Lang	1	4	4	0					
<b>Total</b>	<b>26</b>	<b>352</b>	<b>54</b>	<b>1</b>	<b>Total</b>	<b>22</b>	<b>268</b>	<b>44</b>	<b>3</b>

INTERCEPTIONS	NO	YDS	LG	TD	INTERCEPTIONS	NO	YDS	LG	TD
					E. Patterson	1	-7	-7	0
<b>Total</b>	<b>0</b>	<b>0</b>	<b>0</b>	<b>0</b>	<b>Total</b>	<b>1</b>	<b>-7</b>	<b>-7</b>	<b>0</b>

PUNTING	NO	YDS	AVG	TB	IN20	LG	PUNTING	NO	YDS	AVG	TB	IN20	LG
M. Horan	2	82	41.0	0	0	42	S. Landeta	3	138	46.0	1	1	59
<b>Total</b>	<b>2</b>	<b>82</b>	<b>41.0</b>	<b>0</b>	<b>0</b>	<b>42</b>	<b>Total</b>	<b>3</b>	<b>138</b>	<b>46.0</b>	<b>1</b>	<b>1</b>	<b>59</b>

PUNT RETURNS	NO	FC	YDS	LG	TD	PUNT RETURNS	NO	FC	YDS	LG	TD
G. Willhite	1	1	9	9	0	P. McConkey	1	1	25	25	0
<b>Returns</b>	<b>1</b>		<b>9</b>	<b>9</b>	<b>0</b>	<b>Returns</b>	<b>1</b>		<b>25</b>	<b>25</b>	<b>0</b>

KICKOFF RETURNS	NO	FC	YDS	LG	TD	KICKOFF RETURNS	NO	FC	YDS	LG	TD
K. Bell	3		48	28	0	L. Rouson	3		56	22	0
G. Lang	2		36	23	0	T. Flynn	1		-3	0	0
<b>Returns</b>	<b>5</b>		<b>84</b>	<b>28</b>	<b>0</b>	<b>Returns</b>	<b>4</b>		<b>53</b>	<b>22</b>	<b>0</b>

Denver Broncos FUMBLES	Fum	Own Rec.	Yds	TD	FF	Rec.	Yds	TD	Own Rec.	Yds	TD	Bnds
J. Elway	1	1	0	0	0	0	0	0	0	0	0	0
K. Bell	1	0	0	0	0	0	0	0	0	0	0	0
J. Hackett	0	1	0	0	0	0	0	0	0	0	0	0
<b>Total</b>	<b>2</b>	<b>2</b>	<b>0</b>	<b>0</b>	<b>0</b>	<b>0</b>	<b>0</b>	<b>0</b>	<b>0</b>	<b>0</b>	<b>0</b>	<b>0</b>

### FINAL TEAM STATISTICS

	VISITOR BRONCOS	HOME GIANTS
TOTAL FIRST DOWNS	23	24
By Rushing	5	10
By Passing	16	13
By Penalty	2	1
THIRD DOWN EFFICIENCY	7-14-50%	6-12-50%
FOURTH DOWN EFFICIENCY	0-0-0%	1-2-50%
TOTAL NET YARDS	372	399
Total Offensive Plays (inc. times thrown passing)	64	64
Average gain per offensive play	5.8	6.2
NET YARDS RUSHING	52	136
Total Rushing Plays	19	38
Average gain per rushing play	2.7	3.6
NET YARDS PASSING	320	263
Times thrown — yards lost attempting to pass	4-32	1-5
Gross yards passing	352	268
PASS ATTEMPTS-COMPLETIONS-HAD INTERCEPTED	41-26-1	25-22-0
Average gain per pass play (inc. # thrown passing)	7.1	10.1
PUNTS Number and Average	2-41	3-46
Had Blocked	0	0
FGs — PATs Had Blocked	0-0	0-0
TOTAL RETURN YARDAGE (Not Including Kickoffs)	9	18
No. and Yards Punt Returns	1-9	1-25
No. and Yards Kickoff Returns	5-84	4-53
No. and Yards Interception Returns	0-0	1-(-7)
PENALTIES Number and Yards	4-28	6-48
FUMBLES Number and Lost	2-0	0-0
TOUCHDOWNS	2	5
Rushing	1	2
Passing	1	3
Returns	0	0
EXTRA POINTS Made-Attempts	2-2	4-5
FIELD GOALS Made-Attempts	2-4	1-1
SAFETIES	1	0
FINAL SCORE	20	39
TIME OF POSSESSION	25:21	34:39







# 1986 AFC Divisional Playoff Game

## DENVER 22, NEW ENGLAND 17

Sun., Jan. 4, 1987 • 2 p.m. MST • Mile High Stadium • Denver

**Weather:** Sunny, 65°, Wind S 9 mph • **Attendance:** 76,105 • **Time:** 3:09

Rulon Jones sacked Tony Eason in the end zone for a safety with 1:37 left on the clock to put Denver up 22-17 and halt the Patriots' final comeback drive. The playoff victory was the first since Jan. 1, 1978, for the Broncos when they defeated Oakland for the AFC Championship.

The two teams traded punts for the first 9 minutes of the game before Denver posed the initial scoring threat. Starting at their own 20, the Broncos took four plays to reach the New England 7, behind John Elway completions of 39 and 21 yards. On second-and-goal from the 4, Elway rolled around the left side and was hit just short of the goal line. He was penalized (delay of game) for spiking the ball after the play, and that sent Denver back to the 6. Two plays later, Rich Karlis nailed a 27-yard field goal to give Denver a 3-0 lead.

New England mounted a 7-play, 87-yard drive later in the quarter, with Eason hitting Stanley Morgan for a 19-yard touchdown. The Broncos roared right back with a 13-play, 82-yard drive that was punctuated by a 22-yard touchdown run by Elway, giving Denver a 10-7 lead midway through the second quarter. The Patriots tied the score on the last play of the half with a 38-yard Tony Franklin field goal.

Denver received the kickoff to open the second half and proceeded to chew up more than 9 minutes off of the clock. The Broncos ran the ball 11 times on the drive, which stalled on the Patriots 5. Karlis' 22-yard field goal put Denver up 13-10.

Five plays into the next New England drive, the Patriots took a page out of Dan Reeve's bag of tricks, scoring on a flea-flicker that ended with a 45-yard touchdown pass from Eason to Morgan to give New England its first lead of the game at 17-13. Denver jumped right back on top, traveling 86 yards in 6 plays to score on a 48-yard Elway-to-Vance Johnson pass on the last play of the third quarter.

The two teams both punted three times in the fourth quarter, and the last one, a Mike Horan punt of 54 yards, backed New England to its own 10. On first down, Eason dropped back to pass but was sacked for a safety by Rulon Jones. Denver recovered the onside free kick and held on to the ball to preserve the win.

### OFFICIALS

**Referee** — Jerry Seeman (70); **Umpire** — Rex Stuart (103); **Line Judge** — Ray Dodez (74); **Side Judge** — Bob Rice (80); **Head Linesman** — Burl Toler (37); **Back Judge** — Jim Poole (92); **Field Judge** — Ron Spitzer (119)

### STARTING LINEUPS

New England Patriots						Denver Broncos					
Offense			Defense			Offense			Defense		
WR 86	S. Morgan	LE 96	B. Williams	WR 82	V. Johnson	LE 75	R. Jones	WR 82	V. Johnson	LE 75	R. Jones
LT 76	B. Holloway	NT 90	T. Williams	LT 70	D. Studdard	NT 71	G. Kragen	LT 70	D. Studdard	NT 71	G. Kragen
LG 66	P. Fairchild	RE 60	G. Veris	LG 54	K. Bishop	RE 61	A. Townsend	LG 54	K. Bishop	RE 61	A. Townsend
C 58	P. Brock	L0LB 56	A. Tippett	C 64	B. Bryan	L0LB 50	J. Ryan	C 64	B. Bryan	L0LB 50	J. Ryan
RG 61	R. Wooten	L1LB 52	J. Rembert	RG 60	P. Howard	L1LB 77	K. Mecklenburg	RG 60	P. Howard	L1LB 77	K. Mecklenburg
RT 68	D. Haley	R1LB 50	L. McGrew	RT 76	K. Lanier	R1LB 98	R. Hunley	RT 76	K. Lanier	R1LB 98	R. Hunley
TE 48	G. Baty	R0LB 55	D. Blackmon	TE 85	J. Hackett	R0LB 57	T. Jackson	TE 85	J. Hackett	R0LB 57	T. Jackson
WR 80	I. Fryar	LCB 43	E. Gibson	WR 81	S. Watson	LCB 20	L. Wright	WR 81	S. Watson	LCB 20	L. Wright
QB 11	T. Eason	FS 31	F. Marion	QB 7	J. Elway	FS 43	S. Foley	QB 7	J. Elway	FS 43	S. Foley
FB 30	M. Tatupu	SS 38	R. James	FB 23	S. Winder	SS 48	R. Robbins	FB 23	S. Winder	SS 48	R. Robbins
DB 33	T. Collins	RCB 26	R. Clayborn	TE 89	O. Mobley	RCB 31	M. Harden	TE 89	O. Mobley	RCB 31	M. Harden

**DENVER SUBSTITUTIONS:** 2 M. Horan, 3 R. Karlis, 8 G. Kubiak, 22 T. Lilly, 30 S. Sewell, 33 G. Lang, 35 K. Bell, 36 M. Haynes, 45 S. Wilson, 47 G. Willhite, 52 K. Woodard, 55 R. Dennison, 59 D. Comeaux, 62 M. Freeman, 63 M. Cooper, 69 T. Colorito, 73 S. Fletcher, 74 D. Remsburg, 80 M. Jackson, 84 C. Sampson, 87 B. Micho, 90 F. Gilbert. **DID NOT PLAY:** 49 D. Smith.

### FIELD GOALS (made (\_\_\_) & missed)

T. Franklin	(38)	R. Karlis	(27)	(22)							
		1	2	3	4	OT	TOTAL				
VISITOR	New England Patriots	0	10	7	0	—	17				
HOME	Denver Broncos	3	7	10	2	—	22				

Team	Qtr	Elapsed Time	SCORING PLAY	SCORE Visitor	Home
BRONCOS	1	12:12	R. Karlis 27 yd. Field Goal (8-71, 3:07)	0	3
PATRIOTS	2	0:56	S. Morgan 19 yd. pass from T. Eason (T. Franklin, kick) (7-87, 2:24)	7	3
BRONCOS	2	7:18	J. Elway 22 yd. run (R. Karlis, kick) (13-82, 6:22)	7	10
PATRIOTS	2	14:58	T. Franklin 38 yd. Field Goal (5-8, 0:56)	10	10
BRONCOS	3	9:10	R. Karlis 22 yd. Field Goal (15-80, 9:10)	10	13
PATRIOTS	3	12:10	S. Morgan 45 yd. pass from T. Eason (T. Franklin, kick) (5-78, 3:00)	17	13
BRONCOS	3	15:00	V. Johnson 48 yd. pass from J. Elway (R. Karlis, kick) (6-86, 2:50)	17	20
BRONCOS	4	13:23	Safety—T. Eason tackles in end zone by R. Jones	17	22

### FINAL BRONCOS DEFENSIVE STATISTICS

(Based on unofficial press box totals)

Player	UT	A	TT	PD	FR	FF	S-Yds	I-Yds	Player	UT	A	TT	PD	FR	FF	S-Yds	I-Yds
J. Ryan	9	1	10	0	0	0	1-8	0-0	S. Wilson	2	0	2	3	0	0	0-0	0-0
S. Foley	3	2	5	0	0	0	0-0	0-0	G. Kragen	1	1	2	0	0	0	0-0	0-0
R. Hunley	3	2	5	1	0	0	0-0	0-0	K. Woodard	0	2	2	0	0	0	0-0	0-0
F. Gilbert	4	0	4	0	0	0	1-8	0-0	L. Wright	1	0	1	0	0	0	0-0	0-0
M. Harden	4	0	4	0	0	0	0-0	0-0	R. Dennison	1	0	1	0	0	0	0-0	0-0
R. Jones	3	1	4	0	0	0	2-19	0-0	M. Haynes	0	1	1	0	0	0	0-0	0-0
K. Mecklenburg	3	1	4	0	0	0	1-5	0-0	D. Comeaux	0	1	1	0	0	0	0-0	0-0
T. Jackson	2	2	4	0	0	0	0-0	0-0	S. Fletcher	0	1	1	0	0	0	0-0	0-0
R. Robbins	3	0	3	0	0	0	0-0	0-0	D. Smith	0	0	0	0	0	0	0-0	0-0
T. Lilly	2	0	2	0	0	0	0-0	0-0	<b>Team Totals</b>	<b>46</b>	<b>15</b>	<b>61</b>	<b>4</b>	<b>0</b>	<b>0</b>	<b>5-40</b>	<b>0-0</b>
A. Townsend	2	0	2	0	0	0	0-0	0-0									

### FINAL INDIVIDUAL STATISTICS

New England Patriots						Denver Broncos					
RUSHING	ATT	YDS	AVG	LG	TD	RUSHING	ATT	YDS	AVG	LG	TD
T. Collins	5	46	9.2	23	0	S. Winder	19	102	5.4	16	0
C. James	10	31	3.1	17	0	G. Lang	11	44	4.0	14	0
T. Eason	2	23	11.5	13	0	J. Elway	5	18	3.6	22t	1
R. Dupard	5	18	3.6	8	0	K. Bell	2	12	6.0	8	0
G. Hawthorne	1	5	5.0	5	0	S. Sewell	2	8	4.0	8	0
I. Fryar	1	-2	-2.0	-2	0	G. Willhite	3	4	1.3	3	0
<b>Total</b>	<b>24</b>	<b>121</b>	<b>5.0</b>	<b>23</b>	<b>0</b>	<b>Total</b>	<b>42</b>	<b>188</b>	<b>4.5</b>	<b>22t</b>	<b>1</b>

PASSING	ATT	CMP	YDS	TKD/ YD	TD	LG	IN	PASSING	ATT	CMP	YDS	TKD/ YD	TD	LG	IN
T. Eason	24	13	194	6/44	2	45t	0	J. Elway	32	13	257	1/4	1	49	2
<b>Total</b>	<b>24</b>	<b>13</b>	<b>194</b>	<b>6/44</b>	<b>2</b>	<b>45t</b>	<b>0</b>	<b>Total</b>	<b>32</b>	<b>13</b>	<b>257</b>	<b>1/4</b>	<b>1</b>	<b>49</b>	<b>2</b>

RECEIVING	NO	YDS	LG	TD	RECEIVING	NO	YDS	LG	TD
T. Collins	4	46	20	0	V. Johnson	4	89	48t	1
S. Morgan	3	100	45t	2	S. Sewell	3	41	39	0
G. Baty	3	31	13	0	O. Mobley	2	69	49	0
I. Fryar	2	11	7	0	S. Watson	1	21	21	0
G. Hawthorne	1	6	6	0	B. Micho	1	20	20	0
<b>Total</b>	<b>13</b>	<b>194</b>	<b>45</b>	<b>2</b>	S. Winder	1	16	16	0
					G. Lang	1	1	1	0
					<b>Total</b>	<b>13</b>	<b>257</b>	<b>49</b>	<b>1</b>

INTERCEPTIONS	NO	YDS	LG	TD	INTERCEPTIONS	NO	YDS	LG	TD
R. McSwain	1	2	2	0					
J. Rembert	1	0	0	0					
<b>Total</b>	<b>2</b>	<b>2</b>	<b>2</b>	<b>0</b>	<b>Total</b>	<b>0</b>	<b>0</b>	<b>0</b>	<b>0</b>

PUNTING	NO	YDS	AVG	TB	IN20	LG	PUNTING	NO	YDS	AVG	TB	IN20	LG
R. Camarillo	9	452	50.2	2	0	60	M. Horan	5	245	49.0	1	3	54
<b>Total</b>	<b>9</b>	<b>452</b>	<b>50.2</b>	<b>2</b>	<b>0</b>	<b>60</b>	J. Elway	1	31	31.0	1	1	31
							<b>Total</b>	<b>6</b>	<b>276</b>	<b>46.0</b>	<b>2</b>	<b>4</b>	<b>54</b>

PUNT RETURNS	NO	FC	YDS	LG	TD	PUNT RETURNS	NO	FC	YDS	LG	TD
I. Fryar	2	0	13	9	0	G. Willhite	1	1	9	9	0
<b>Returns</b>	<b>2</b>	<b>0</b>	<b>13</b>	<b>9</b>	<b>0</b>	V. Johnson	3	0	26	13	0
						<b>Returns</b>	<b>4</b>	<b>1</b>	<b>35</b>	<b>13</b>	<b>0</b>

KICKOFF RETURNS	NO	FC	YDS	LG	TD	KICKOFF RETURNS	NO	FC	YDS	LG	TD
S. Starring	2		31	21	0	G. Lang	1		21	21	0
<b>Returns</b>	<b>2</b>		<b>31</b>	<b>21</b>	<b>0</b>	K. Bell	3		63	35	0
						<b>Returns</b>	<b>4</b>		<b>84</b>	<b>35</b>	<b>0</b>

KICKOFF RETURNS	NO	FC	YDS	LG	TD	KICKOFF RETURNS	NO	FC	YDS	LG	TD
S. Starring	2		31	21	0	G. Lang	1		21	21	0
						K. Bell	3		63	35	0
Returns	2		31	21	0	Returns	4		84	35	0

### FINAL TEAM STATISTICS

TOTAL FIRST DOWNS	VISITOR PATRIOTS	HOME BRONCOS
By Rushing	12	23
By Passing	6	12
By Penalty	13	9
	0	2
THIRD DOWN EFFICIENCY	2-12-17%	5-15-33%
FOURTH DOWN EFFICIENCY	0-0-0%	0-0-0%
TOTAL NET YARDS	271	441
Total Offensive Plays (inc. times thrown passing)	54	75
Average gain per offensive play	5.0	5.9
NET YARDS RUSHING	121	188
Total Rushing Plays	24	42
Average gain per rushing play	5.0	4.5
NET YARDS PASSING	150	253
Times thrown — yards lost attempting to pass	6-44	1-4
Gross yards passing	194	257
PASS ATTEMPTS-COMPLETIONS-HAD INTERCEPTED	24-13-0	32-13-2
Average gain per pass play (inc. # thrown passing)	5.0	7.7
PUNTS Number and Average	9-50	6-46
Had Blocked	0	0
FGs — PATs Had Blocked	0-0	0-0
TOTAL RETURN YARDAGE (Not Including Kickoffs)	15	35
No. and Yards Punt Returns	2-13	4-35
No. and Yards Kickoff Returns	2-31	4-84
No. and Yards Interception Returns	2-2	0-0
PENALTIES Number and Yards	5-45	3-20
FUMBLES Number and Lost	1-0	0-0
TOUCHDOWNS	2	2
Rushing	0	1
Passing	2	1
Returns	0	0
EXTRA POINTS Made-Attempts	2-2	2-2
FIELD GOALS Made-Attempts	1-1	2-2
SAFETIES	1	0
FINAL SCORE	17	22
TIME OF POSSESSION	24:31	35:29



# 1984 AFC Divisional Playoff Game

## Pittsburgh 24, Denver 17

Sun., Dec. 30, 1984 • 2 p.m. MST • Mile High Stadium • Denver

**Weather:** Mostly Sunny, 52°, Wind N 7 mph • **Attendance:** 74,981 • **Time:** 3:11

Denver had two possessions in the final two minutes of the game but failed to score as Pittsburgh advanced to the Conference Championship game, ending a Broncos season in which they had compiled a franchise-best 13-3 regular season record.

Denver's opportunistic defense recovered two Steelers fumbles in the first quarter. The first one resulted in a Rich Karlis field goal attempt, but it sailed wide right. Pittsburgh fumbled on the next play, and the Broncos recovered again. That turnover led to a 7-yard touchdown pass from John Elway to Jim Wright.

Pittsburgh scored on a 28-yard field goal on the first play of the second period, and just before intermission, the Steelers took the lead on Frank Pollard's 1-yard touchdown plunge.

Denver tied the game early in the third quarter on a 21-yard Karlis field goal. The Broncos regained the lead on their next possession, scoring on a 20-yard pass from Elway to Steve Watson. For the game, Watson gained 177 yards on 11 receptions.

The Steelers then mounted a scoring drive of their own, tying the game at 17-17 on a Mark Malone to Louis Lipps pass late in the quarter. Later, Pittsburgh's Eric Williams intercepted an Elway pass and returned it to the Denver 2-yard line with only 2:45 left in the game. Pollard scored two plays later to give the Steelers the lead at 24-17. Denver couldn't move the ball on its final two possessions as time expired.

### OFFICIALS

**Referee** — Fred Wyant (11); **Umpire** — Art Demmas (78); **Line Judge** — Vern Marshall (94); **Side Judge** — Royal Cathcart (16); **Head Linesman** — Dale Williams (8); **Back Judge** — Dick Hantak (105); **Field Judge** — Bob Lewis (18)

### STARTING LINEUPS

Pittsburgh Steelers						Denver Broncos					
Offense			Defense			Offense			Defense		
WR 82	J. Stallworth	LE 95	J. Goodman	WR 85	D. Summers	LE 79	B. Chavous	LT 63	P. Rostovsky	NT 67	G. Dunn
LG 73	C. Wolfley	RE 64	E. Nelson	LG 54	K. Bishop	RE 75	R. Carter	C 52	M. Webster	LOLB 57	M. Merriweather
RG 74	T. Long	LILB 50	D. Little	RG 60	P. Howard	LILB 55	R. Dennison	RT 62	T. Ilkin	RILB 56	R. Cole
TE 81	D. Nelson	ROLB 53	B. Hinkle	TE 88	C. Kay	ROLB 57	T. Jackson	WR 83	L. Lipps	LCB 49	D. Woodruff
QB 16	M. Malone	RCB 41	S. Washington	RB 23	S. Winder	SS 49	D. Smith	RB 34	W. Abercrombie	SS 31	D. Shell
FB 30	F. Pollard	FS 21	E. Williams	H-B 87	J. Wright	RCB 31	M. Harden				

**DENVER SUBSTITUTIONS:** 1 C. Norman, 3 R. Karlis, 22 T. Lilly, 24 R. Parros, 28 R. Jackson, 33 G. Lang, 39 J. Myles, 45 S. Wilson, 47 G. Willhite, 48 R. Robbins, 52 K. Woodard, 59 D. Comeaux, 61 A. Townsend, 62 M. Freeman, 65 W. Bowyer, 66 S. Garnett, 72 M. Graves, 74 W. Hood, 77 K. Mecklenburg, 80 R. Alexander, 84 C. Sampson, 98 R. Hunley. **DID NOT PLAY:** 8 G. Kubiak, 26 C. Brewer, 67 G. Hyde, 69 B. Manor.

#### FIELD GOALS (made (\_\_\_) & missed)

G. Anderson	(28)	40WR	26WL	39WR	R. Karlis	39WR	57S	(21)		
VISITOR	Pittsburgh Steelers				1	2	3	4	OT	TOTAL
HOME	Denver Broncos				0	10	7	7	—	24
					7	0	10	0	—	17

Team	Qtr	Elapsed Time	SCORING PLAY		SCORE	
					Visitor	Home
BRONCOS	1	8:30	J. Wright 9 yd. pass from J. Elway (R. Karlis, kick) (5-22, 2:25)		0	7
STEELERS	2	0:04	G. Anderson 28 yd. Field Goal (12-62, 6:16)		3	7
STEELERS	2	13:46	F. Pollard 1 yd. run (G. Anderson, kick) (8-78, 1:56)		10	7
BRONCOS	3	2:50	R. Karlis 21 yd. Field Goal (4-0, 1:47)		10	10
BRONCOS	3	7:45	S. Watson 20 yd. pass from J. Elway (R. Karlis, kick) (6-46, 3:01)		10	17
STEELERS	3	11:41	L. Lipps 10 yd. pass from M. Malone (G. Anderson, kick) (7-66, 3:46)		17	17
STEELERS	4	13:01	F. Pollard 2 yd. run (G. Anderson, kick) (3-2, 1:36)		24	17

### FINAL BRONCOS DEFENSIVE STATISTICS

(Based on unofficial press box totals)

Player	UT	A	TT	PD	FR	FF	S-Yds	I-Yds	Player	UT	A	TT	PD	FR	FF	S-Yds	I-Yds
D. Smith	9	2	11	0	0	0	0-0	0-0	R. Hunley	2	0	2	0	0	0	0-0	0-0
S. Busick	8	0	8	0	0	0	0-0	0-0	W. Bowyer	1	1	2	0	0	0	0-0	0-0
L. Wright	8	0	8	2	0	0	0-0	0-0	D. Comeaux	1	1	2	0	0	0	0-0	0-0
S. Foley	6	2	8	1	0	0	0-0	0-0	K. Mecklenburg	1	1	2	0	0	0	0-0	0-0
R. Dennison	4	3	7	0	0	0	0-0	0-0	R. Robbins	1	1	2	2	0	0	0-0	0-0
J. Ryan	4	3	7	0	0	0	1-0	0-0	S. Wilson	1	1	2	0	0	0	0-0	0-0
R. Jones	5	0	5	0	0	0	1-12	0-0	T. Lilly	1	0	1	0	0	0	0-0	0-0
M. Harden	4	0	4	1	0	0	0-0	0-0	R. Carter	1	0	1	0	0	0	0-0	0-0
T. Jackson	2	2	4	1	1	0	0-0	0-0	A. Townsend	0	0	0	0	1	0	0-0	0-0
B. Chavous	2	0	2	0	0	0	0-0	0-0	<b>Team Totals</b>	<b>61</b>	<b>17</b>	<b>78</b>	<b>7</b>	<b>2</b>	<b>0</b>	<b>2-12</b>	<b>0-0</b>

### FINAL INDIVIDUAL STATISTICS

Pittsburgh Steelers										Denver Broncos													
RUSHING	ATT	YDS	AVG	LG	TD					RUSHING	ATT	YDS	AVG	LG	TD								
F. Pollard	16	99	6.2	23	2					S. Winder	15	37	2.5	9	0								
W. Abercrombie	17	75	4.4	18	0					J. Elway	4	16	4.0	13	0								
E. Veals	1	1	1.0	1	0					G. Willhite	1	1	1.0	1	0								
L. Lipps	1	0	0	0	0					R. Parros	1	0	0.0	0	0								
M. Malone	5	-6	-1.2	0	0					S. Watson	1	-3	-3.0	-3	0								
Total	40	169	4.2	23	2					Total	22	51	2.3	13	0								
PASSING	ATT	CMP	YDS	TKD/YD	TD	LG	IN					PASSING	ATT	CMP	YDS	TKD/YD	TD	LG	IN				
M. Malone	28	17	224	2/12	1	25	0					J. Elway	37	19	184	4/37	2	21	2				
												G. Willhite	1	1	52	0/0	0	52	0				
Total	28	17	224	2/12	1	25	0					Total	38	20	236	4/37	2	52	2				
RECEIVING	NO	YDS	LG	TD					RECEIVING	NO	YDS	LG	TD										
L. Lipps	5	86	25	1					S. Watson	11	177	52	1										
F. Pollard	4	48	17	0					S. Winder	4	22	8	0										
J. Stallworth	3	38	14	0					J. Wright	2	16	9t	1										
W. Abercrombie	3	18	6	0					G. Willhite	2	12	8	0										
B. Cunningham	1	19	19	0					R. Alexander	1	9	9	0										
R. Thompson	1	15	15	0					Total	20	236	52	2										
Total	17	224	25	1					Total	20	236	52	2										
INTERCEPTIONS	NO	YDS	LG	TD					INTERCEPTIONS	NO	YDS	LG	TD										
E. Williams	1	28	28	0																			
G. Dunn	1	6	6	0																			
Total	2	34	28	0					Total	0	0	0	0										
PUNTING	NO	YDS	AVG	TB	IN20	LG					PUNTING	NO	YDS	AVG	TB	IN20	LG						
C. Colquitt	2	85	42.5	0	0	46					C. Norman	4	169	42.3	0	1	51						
TEAM	1	0	0.0	0	0	0					Total	4	169	42.3	0	1	51						
Total	3	85	28.3	0	0	46					PUNT RETURNS	NO	FC	YDS	LG	TD							
PUNT RETURNS	NO	FC <th>YDS</th> <th>LG</th> <th>TD</th> <th colspan="4"></th> <th>G. Willhite<td>2</td><td>0</td><td>17</td><td>17</td><td>0</td><td colspan="4"></td></th>	YDS	LG	TD					G. Willhite <td>2</td> <td>0</td> <td>17</td> <td>17</td> <td>0</td> <td colspan="4"></td>	2	0	17	17	0								
L. Lipps	3	0	9	7	0					Returns	2	0	17	17	0								
Returns	3	0	9	7	0					KICKOFF RETURNS	NO	FC	YDS	LG	TD								
KICKOFF RETURNS	NO	FC <th>YDS</th> <th>LG</th> <th>TD</th> <th colspan="4"></th> <td>G. Willhite</td> <td>2</td> <td>56</td> <td>31</td> <td>0</td> <td colspan="4"></td>	YDS	LG	TD					G. Willhite	2	56	31	0									
L. Lipps	3	73	34	0					Returns	2	56	31	0										
R. Erenberg	1	29	29	0																			
Returns	4	102	34	0																			
Pittsburgh Steelers	Own	Rec.	Yds	TD	FF	Opp. Rec.	Yds	TD	Out Bnds	Denver Broncos	Own	Rec.	Yds	TD	FF	Opp. Rec.	Yds	TD	Out Bnds				
FUMBLES	Fum	Rec.	Yds	TD	FF	Opp. Rec.	Yds	TD	Out Bnds	FUMBLES	Fum	Rec.	Yds	TD	FF	Opp. Rec.	Yds	TD	Out Bnds				
M. Malone	2	0	0	0	0	0	0	0	0	J. Elway	1	1	0	0	0	0	0	0	0				
L. Lipps	1	1	0	0	0	0	0	0	0	A. Townsend	0	0	0	0	0	1	0	0	0				
										T. Jackson	0	0	0	0	0	1	0	0	0				
										G. Willhite	1	1	0	0	0	0	0	0	0				
Total	3	1	0	0	0	0	0	0	0	Total	2	2	0	0	0	2	0	0	0				

### FINAL TEAM STATISTICS

	VISITOR STEELERS	HOME BRONCOS
TOTAL FIRST DOWNS	25	15
By Rushing	12	4
By Passing	13	11
By Penalty	0	0
THIRD DOWN EFFICIENCY	5-13-39%	4-13-31%
FOURTH DOWN EFFICIENCY	0-0-0%	0-1-0%
TOTAL NET YARDS	381	250
Total Offensive Plays (inc. times thrown passing)	70	64
Average gain per offensive play	5.4	3.9
NET YARDS RUSHING	169	51
Total Rushing Plays	40	22
Average gain per rushing play	4.2	2.3
NET YARDS PASSING	212	199
Times thrown — yards lost attempting to pass	2-12	4-37
Gross yards passing	224	236
PASS ATTEMPTS-COMPLETIONS-HAD INTERCEPTED	28-17-0	38-20-2
Average gain per pass play (inc. # thrown passing)	7.1	4.7
PUNTS Number and Average	3-28	4-42
Had Blocked	1	0
FGs — PATs Had Blocked	0-0	0-0
TOTAL RETURN YARDAGE (Not Including Kickoffs)	145	73
No. and Yards Punt Returns	3-9	2-17
No. and Yards Kickoff Returns	4-102	2-56
No. and Yards Interception Returns	2-34	0-0
PENALTIES Number and Yards	4-30	1-5
FUMBLES Number and Lost	3-2	2-0
TOUCHDOWNS	3	2
Rushing	2	0
Passing	1	2
Returns	0	0
EXTRA POINTS Made-Attempts	3-3	2-2
FIELD GOALS Made-Attempts	1-4	1-3
SAFETIES	0	0
FINAL SCORE	24	17
TIME OF POSSESSION	32:52	27:08



# 1983 AFC Wild Card Playoff Game

## SEATTLE 31, DENVER 7

Sat., Dec. 24, 1983 • 1 p.m. PST • Kingdome • Seattle, Wash.

**Weather:** Indoors • **Attendance:** 60,752 • **Time:** 2:53

Seattle broke open a close contest with two second-half Dave Krieg touchdown passes as the Seahawks beat Denver 31-7 in the AFC Wild Card playoff game.

Seattle scored on its first possession of the day with a 17-yard pass from Krieg to Steve Largent. Later in the first quarter, Denver mounted a 9-play, 76-yard drive, scoring on a 13-yard pass from Steve DeBerg to Jesse Myles. Seattle cornerback Kerry Justin intercepted a DeBerg pass on Denver's next drive, and the Seahawks drove to the Denver 20-yard line with Norm Johnson converting a 37-yard field goal.

Denver then drove to the Seattle 4-yard line, but Gerald Willhite fumbled and Seattle recovered, and then ran the remaining time off the clock. The second half belonged to the Seahawks as Krieg passed for two touchdowns and running back David Hughes ran for another, making the final score 31-7.

### OFFICIALS

**Referee** — Red Cashion (43); **Umpire** — John Keck (67); **Line Judge** — Dick McKenzie (41); **Side Judge** — Gil Mace (90); **Head Linesman** — Sid Semon (109); **Back Judge** — Don Wedge (28); **Field Judge** — Bob Wortman (84)

### STARTING LINEUPS

Denver Broncos						Seattle Seahawks					
Offense			Defense			Offense			Defense		
WR 84	C. Sampson	LE 79	B. Chavous	TE 88	P. Metzelaars	LE 79	J. Green	LT 70	D. Studdard	NT 72	J. Nash
LG 54	K. Bishop	RE 75	R. Jones	LG 65	E. Bailey	RE 77	J. Bryant	C 64	B. Bryan	LOLB 58	B. Scholtz
RG 60	P. Howard	RT 72	D. Latimer	RG 61	R. Pratt	LILB 52	J. Norman	RT 76	K. Lanier	RILB 53	R. Gradishar
TE 85	R. Egloff	ROLB 57	T. Jackson	TE 87	C. Young	ROLB 56	G. Gaines	QB 17	S. DeBerg	RCB 21	M. Harden
QB 17	S. DeBerg	RCB 21	M. Harden	QB 17	D. Krieg	RCB 22	D. Brown	RB 23	S. Winder	SS 49	D. Smith
RB 23	S. Winder	SS 49	D. Smith	RB 28	C. Warner	SS 45	K. Easley	FB 34	N. Poole	FS 43	S. Foley
FB 34	N. Poole	FS 43	S. Foley	FB 32	C. Bryant	FS 44	J. Harris				

**DENVER SUBSTITUTIONS:** 3 R. Karlis, 7 J. Elway, 11 L. Prestridge, 21 M. Dupree, 28 R. Jackson, 29 W. Myers, 37 S. Trimble, 39 J. Myles, 45 S. Wilson, 46 D. Preston, 47 G. Willhite, 52 K. Woodard, 55 R. Dennison, 56 S. Busick, 59 D. Comeaux, 62 T. Glasic, 63 M. Cooper, 65 W. Bowyer, 66 B. Manor, 67 K. Uecker, 74 J. Baker, 77 K. Mecklenburg, 78 R. Stachowski, 82 Z. Thomas, 83 J. Sawyer, 88 R. Odoms. **DID NOT PLAY:** 8 G. Kubiak.

FIELD GOALS (made (\_\_\_) & missed)

		N. Johnson (37)					
VISITOR	HOME	1	2	3	4	OT	TOTAL
Denver Broncos	Seattle Seahawks	7	0	0	0	—	7
		7	3	7	14	—	31

Team	Qtr	Elapsed Time	SCORING PLAY		SCORE	
			Visitor	Home	Visitor	Home
SEAHAWKS	1	4:42	S. Largent 17 yd. pass from D. Krieg (N. Johnson, kick) (8-62, 4:33)			0 7
BRONCOS	1	11:22	J. Myles 13 yd. pass from S. DeBerg (R. Karlis, kick) (9-76, 4:08)			7 7
SEAHAWKS	2	5:35	N. Johnson 37 yd. Field Goal (9-32, 4:33)			7 10
SEAHAWKS	3	7:02	P. Metzelaars 5 yd. pass from D. Krieg (N. Johnson, kick) (5-73, 3:19)			7 17
SEAHAWKS	4	0:04	P. Johns 18 yd. pass from D. Krieg (N. Johnson, kick) (9-61, 4:17)			7 24
SEAHAWKS	4	5:26	D. Hughes 2 yd. run (N. Johnson, kick) (9-64, 4:43)			7 31

### FINAL BRONCOS DEFENSIVE STATISTICS

(Based on unofficial press box totals)

Player	UT	A	TT	PD	FR	FF	S-Yds	I-Yds
J. Ryan	6	1	7	0	0	0	0-0	0-0
S. Busick	5	1	6	0	0	0	0-0	0-0
T. Jackson	5	1	6	0	0	0	0-0	0-0
R. Gradishar	4	2	6	0	0	0	0-0	0-0
M. Harden	4	2	6	0	0	0	0-0	0-0
B. Chavous	2	4	6	0	0	0	0-0	0-0
R. Carter	4	1	5	0	0	0	0-0	0-0
D. Latimer	4	1	5	0	0	0	0-0	0-0
S. Foley	2	3	5	0	0	0	0-0	0-0
R. Jones	2	3	5	0	0	0	0-0	0-0
D. Smith	4	0	4	0	0	0	0-0	0-0
L. Wright	2	0	2	0	0	0	0-0	0-0
K. Woodard	2	0	2	0	0	0	1-11	0-0
B. Manor	1	0	1	0	0	0	1-10	0-0
W. Myers	1	0	1	0	0	0	0-0	0-0
<b>Team Totals</b>	<b>48</b>	<b>19</b>	<b>67</b>	<b>0</b>	<b>0</b>	<b>0</b>	<b>2-21</b>	<b>0-0</b>

### FINAL INDIVIDUAL STATISTICS

Denver Broncos								Seattle Seahawks							
RUSHING	ATT	YDS	AVG	LG	TD			RUSHING	ATT	YDS	AVG	LG	TD		
S. Winder	16	59	3.7	35	0			C. Warner	23	99	4.3	15	0		
N. Poole	7	25	3.6	7	0			D. Hughes	3	16	5.3	9	1		
J. Elway	3	16	5.3	11	0			C. Bryant	5	15	3.0	4	0		
G. Willhite	5	16	3.2	6	0			D. Krieg	3	9	3.0	6	0		
C. Sampson	1	8	8.0	8	0			Z. Dixon	3	4	1.3	5	0		
S. Watson	1	1	1.0	1	0			J. Zorn	1	2	2.0	2	0		
Total	33	125	3.8	35	0			Total	38	145	3.8	15	1		
PASSING	ATT	CMP	YDS	TKD/ YD	TD	LG	IN	PASSING	ATT	CMP	YDS	TKD/ YD	TD	LG	IN
S. DeBerg	19	14	131	2/19	1	22	1	D. Krieg	13	12	200	2/21	3	41	0
J. Elway	15	10	123	0/0	0	31	1								
Total	34	24	254	2/19	1	31	2	Total	13	12	200	2/21	3	41	0
RECEIVING			NO	YDS	LG	TD		RECEIVING			NO	YDS	LG	TD	
J. Myles			7	73	18	1		S. Largent			4	76	34	1	
S. Watson			4	51	22	0		C. Warner			3	22	9	0	
N. Poole			4	17	8	0		C. Johns			2	59	41	0	
C. Sampson			3	52	31	0		C. Young			2	38	28	0	
S. Winder			2	13	11	0		P. Metzelaars			1	5	5t	1	
Z. Thomas			1	19	19	0									
R. Egloff			1	16	16	0									
S. Wilson			1	12	12	0									
G. Willhite			1	1	1	0									
Total			24	254	31	1		Total			12	200	41	3	
INTERCEPTIONS			NO	YDS	LG	TD		INTERCEPTIONS			NO	YDS	LG	TD	
								K. Justin			1	45	45	0	
								G. Johnson			1	0	0	0	
Total			0	0	0	0		Total			2	45	45	0	
PUNTING	NO	YDS	AVG	TB	IN20	LG		PUNTING	NO	YDS	AVG	TB	IN20	LG	
L. Prestridge	4	191	47.8	0	0	49		J. West	3	125	41.7	0	0	47	
Total	4	191	47.8	0	0	49		Total	3	125	41.7	0	0	47	
PUNT RETURNS			NO	FC	YDS	LG	TD	PUNT RETURNS			NO	FC	YDS	LG	TD
Z. Thomas			3	0	10	6	0	P. Johns			4	0	58	19	0
Returns			3	0	10	6	0	Returns			4	0	58	19	0
KICKOFF RETURNS			NO	FC	YDS	LG	TD	KICKOFF RETURNS			NO	FC	YDS	LG	TD
Z. Thomas			4		81	22	0	Z. Dixon			2		43	31	0
S. Wilson			2		37	20	0								
Returns			6		118	22	0	Returns			2		43	31	0
Denver Broncos	Own				Opp.		Out	Seattle Seahawks	Own				Opp.		Out
FUMBLES	Fum	Rec.	Yds	TD	FF	Rec.	Yds	FUMBLES	Fum	Rec.	Yds	TD	FF	Rec.	Yds
G. Willhite	1	0	0	0	0	0	0	C. Warner	1	0	0	0	0	0	0
								P. Metzelaars	0	1	0	0	0	0	0
								P. Moyer	0	0	0	0	0	1	0
Total	1	0	0	0	0	0	0	Total	1	1	0	0	0	1	0

### FINAL TEAM STATISTICS

	VISITOR BRONCOS	HOME SEAHAWKS
TOTAL FIRST DOWNS	21	17
By Rushing	5	8
By Passing	14	9
By Penalty	2	0
THIRD DOWN EFFICIENCY	9-17-53%	5-10-50%
FOURTH DOWN EFFICIENCY	1-2-50%	1-1-100%
TOTAL NET YARDS	360	324
Total Offensive Plays (inc. times thrown passing)	69	53
Average gain per offensive play	5.2	6.1
NET YARDS RUSHING	125	145
Total Rushing Plays	33	38
Average gain per rushing play	3.8	3.8
NET YARDS PASSING	235	179
Times thrown — yards lost attempting to pass	2-19	2-21
Gross yards passing	254	200
PASS ATTEMPTS-COMPLETIONS-HAD INTERCEPTED	34-24-2	13-12-0
Average gain per pass play (inc. # thrown passing)	6.5	11.9
PUNTS Number and Average	4-48	3-42
Had Blocked	0	0
FGs — PATs Had Blocked	0-0	0-0
TOTAL RETURN YARDAGE (Not Including Kickoffs)	9-128	8-146
No. and Yards Punt Returns	3-10	4-58
No. and Yards Kickoff Returns	6-118	2-43
No. and Yards Interception Returns	0-0	2-45
PENALTIES Number and Yards	5-35	3-34
FUMBLES Number and Lost	1-1	1-0
TOUCHDOWNS	1	4
Rushing	0	1
Passing	1	3
Returns	0	0
EXTRA POINTS Made-Attempts	1-1	4-4
FIELD GOALS Made-Attempts	0-0	1-1
SAFETIES	0	0
FINAL SCORE	7	31
TIME OF POSSESSION	30:57	29:03



# 1979 AFC WILD CARD PLAYOFF GAME

HOUSTON 13, DENVER 7

Sun., Dec. 23, 1979 • 3 p.m. CST • Astrodome • Houston, Texas

Weather: Indoors • Attendance: 48,776 • Time: 2:59

Toni Fritsch kicked two field goals to provide the margin of victory as the Houston Oilers played strong second-half defense and defeated the Broncos 13-7, earning the Oilers' advancement in the American Football Conference playoffs.

Fritsch opened the scoring with a 31-yard first period field goal, but Denver came back to take a 7-3 lead on a 7-yard pass from Craig Morton to running back Dave Preston on an 80-yard drive that took the Broncos 13 plays.

Houston went ahead to stay on a 3-yard burst by Earl Campbell at 14:14 of the second period. However, Campbell was injured on the play and did not return to action in the second half. Oiler quarterback Dan Pastorini and wide receiver Ken Burrough also left the contest due to injuries, both early in the second half, putting a severe crimp in the Houston attack. But the Broncos were able to move the ball for only 216 yards total offense, and the tenacious Houston defense sacked Morton times for 40 yards in losses as the Oilers held on to win.

Linebacker Bob Swenson intercepted a Gifford Nielsen pass at the Oiler 26-yard line midway through the fourth period, but two sacks of Morton led to a 50-yard field goal attempt by Fred Steinfort. Steinfort's kick hit the upright, and the Oilers later drove for a second field goal by Fritsch, this one of 20 yards, providing the final victory margin.

Denver drove to the Houston 27 at the 2-minute mark, but the Oiler defense again rose to the occasion to stifle the threat and secure the win, eliminating the Broncos from the playoffs.

## OFFICIALS

Referee — Gene Barth (14); Umpire — Bob Boylston (101); Line Judge — Bill Reynolds (53); Side Judge — Royal Cathcart (16); Head Linesman — Gil Mace (90); Back Judge — Jim Kearney (18); Field Judge — Bob Lewis (18)

## STARTING LINEUPS

Denver Broncos						Houston Oilers					
Offense			Defense			Offense			Defense		
WR 80	R. Upchurch	LE 79	B. Chavous	WR 00	K. Burrough	DE 69	A. Dorris	LT 70	D. Studdard	NT 68	R. Carter
LG 62	T. Glassic	RE 66	B. Manor	LG 58	D. Carter	DE 65	E. Bethea	C 64	B. Bryan	L0LB 51	B. Swenson
RG 60	P. Howard	LILB 59	J. Rizzo	RG 60	E. Fisher	LB 54	G. Bingham	RT 71	C. Minor	RILB 53	R. Gradishar
TE 88	R. Odoms	ROLB 57	T. Jackson	TE 86	M. Barber	LB 52	R. Brazile	QB 7	C. Morton	RC 43	S. Foley
WR 25	H. Moses	LC 20	L. Wright	WR 88	R. Caster	CB 33	J.C. Wilson	RB 24	O. Armstrong	SS 36	B. Thompson
QB 7	C. Morton	RC 43	S. Foley	QB 7	D. Pastorini	CB 27	G. Stemrick	RB 32	J. Keyworth	WS 29	B. Jackson
WR 80	R. Upchurch	LE 79	B. Chavous	WR 00	K. Burrough	DE 69	A. Dorris	LT 70	D. Studdard	NT 68	R. Carter
LG 62	T. Glassic	RE 66	B. Manor	LG 58	D. Carter	DE 65	E. Bethea	C 64	B. Bryan	L0LB 51	B. Swenson
RG 60	P. Howard	LILB 59	J. Rizzo	RG 60	E. Fisher	LB 54	G. Bingham	RT 71	C. Minor	RILB 53	R. Gradishar
TE 88	R. Odoms	ROLB 57	T. Jackson	TE 86	M. Barber	LB 52	R. Brazile	QB 7	C. Morton	RC 43	S. Foley
WR 25	H. Moses	LC 20	L. Wright	WR 88	R. Caster	CB 33	J.C. Wilson	RB 24	O. Armstrong	SS 36	B. Thompson
QB 7	C. Morton	RC 43	S. Foley	QB 7	D. Pastorini	CB 27	G. Stemrick	RB 32	J. Keyworth	WS 29	B. Jackson

**DENVER SUBSTITUTIONS:** 11 L. Prestridge, 14 N. Weese, 15 J. Turner, 19 F. Steinfort, 23 C. Pane, 30 J. Jensen, 35 L. Canada, 40 C. West, 46 D. Preston, 50 J. Ryan, 55 K. Brown, 56 L. Evans, 58 R. Nairne, 63 J. Grant, 65 G. Hyde, 72 D. Latimer, 73 K. Clark, 81 S. Watson, 84 V. Kinney, 85 R. Egloff, 88 R. Odoms. **DID NOT PLAY:** 12 C. Penrose, 47 G. Atkinson, 78 B. Radford.

## FIELD GOALS (made ( ) & missed)

F. Steinfort	50 hit upright	T. Fritsch	(31)	(20)			
VISITOR	Denver Broncos	1	2	3	4	OT	TOTAL
HOME	Houston Oilers	7	0	0	0	—	7
		3	7	0	3	—	13

## SCORING PLAY

Team	Qtr	Elapsed Time	SCORE	Visitor	Home
OILERS	1	4:58	T. Fritsch 31 yd. Field Goal (11-64, 4:59)	0	3
BRONCOS	1	11:33	D. Preston 7 yd. pass from C. Morton (J. Turner, kick) (11-80, 6:35)	7	3
OILERS	2	14:14	E. Campbell 3 yd. run (T. Fritsch, kick) (9-74, 1:47)	7	10
OILERS	4	10:42	T. Fritsch 20 yd. Field Goal (6-17, 3:35)	7	13

## FINAL BRONCOS DEFENSIVE STATISTICS

(Based on unofficial press box totals)

Player	UT	A	TT	PD	FR	FF	S-Yds	I-Yds	Player	UT	A	TT	PD	FR	FF	S-Yds	I-Yds
R. Gradishar	12	1	13	2	0	0	0-0	0-0	B. Manor	2	0	2	0	0	0	0-0	0-0
R. Carter	6	4	10	0	0	0	0-0	0-0	J. Rizzo	2	0	2	0	0	0	0-0	0-0
T. Jackson	4	2	6	0	0	0	0-0	0-0	J. Ryan	2	0	2	0	0	0	0-0	0-0
B. Jackson	4	1	5	0	0	0	0-0	0-0	L. Canada	1	0	1	0	0	0	0-0	0-0
B. Chavous	4	0	4	0	0	0	1-11	0-0	L. Evans	1	0	1	0	0	0	0-0	0-0
B. Swenson	4	0	4	1	0	0	0-0	0-0	J. Grant	1	0	1	0	0	0	0-0	0-0
D. Latimer	3	0	3	0	0	0	0-0	0-0	B. Thompson	1	0	1	0	0	0	0-0	1-12
L. Wright	3	0	3	2	0	0	0-0	0-0	C. West	1	0	1	0	0	0	0-0	0-0
S. Foley	2	0	2	2	0	0	0-0	0-0	<b>Team Totals</b>	<b>53</b>	<b>8</b>	<b>61</b>	<b>7</b>	<b>0</b>	<b>0</b>	<b>1-11</b>	<b>2-12</b>

## FINAL INDIVIDUAL STATISTICS

Denver Broncos								Houston Oilers							
RUSHING	ATT	YDS	AVG	LG	TD			RUSHING	ATT	YDS	AVG	LG	TD		
O. Armstrong	12	51	4.3	15	0			R. Carpenter	16	59	3.7	9	0		
L. Canada	4	29	7.2	13	0			E. Campbell	16	50	3.1	9	1		
D. Preston	9	24	2.7	7	0			T. Wilson	8	21	2.6	5	0		
J. Jensen	4	5	1.2	3	0			R. Coleman	2	5	2.5	4	0		
R. Upchurch	1	3	3.0	3	0										
C. Morton	2	0	0.0	0	0										
<b>Total</b>	<b>32</b>	<b>112</b>	<b>3.5</b>	<b>15</b>	<b>0</b>			<b>Total</b>	<b>42</b>	<b>135</b>	<b>3.2</b>	<b>9</b>	<b>1</b>		
PASSING	ATT	CMP	YDS	TKD/YD	TD	LG	IN	PASSING	ATT	CMP	YDS	TKD/YD	TD	LG	IN
C. Morton	27	14	144	6/40	1	25	1	D. Pastorini	18	8	147	1/11	0	41	1
								G. Nielsen	4	2	9	0/0	0	6	1
<b>Total</b>	<b>27</b>	<b>14</b>	<b>144</b>	<b>6/40</b>	<b>1</b>	<b>25</b>	<b>1</b>	<b>Total</b>	<b>22</b>	<b>10</b>	<b>158</b>	<b>1/11</b>	<b>0</b>	<b>41</b>	<b>2</b>
RECEIVING		NO	YDS	LG	TD			RECEIVING		NO	YDS	LG	TD		
D. Preston		4	40	12	1			T. Wilson		4	53	20	0		
H. Moses		3	47	25	0			R. Carpenter		3	26	13	0		
O. Armstrong		2	22	13	0			R. Coleman		1	41	41	0		
R. Odoms		2	3	3	0			M. Barber		1	31	31	0		
R. Egloff		1	17	17	0			E. Campbell		1	7	7	0		
J. Jensen		1	11	11	0										
L. Canada		1	4	4	0			<b>Total</b>		<b>10</b>	<b>158</b>	<b>41</b>	<b>0</b>		
<b>Total</b>		<b>14</b>	<b>144</b>	<b>25</b>	<b>1</b>			<b>INTERCEPTIONS</b>		<b>NO</b>	<b>YDS</b>	<b>LG</b>	<b>TD</b>		
INTERCEPTIONS		NO	YDS	LG	TD			B. Thompson		1	15	15	0		
B. Thompson		1	12	12	0			B. Swenson		1	15	15	0		
B. Swenson		1	0	0	0			<b>Total</b>		<b>1</b>	<b>15</b>	<b>15</b>	<b>0</b>		
<b>Total</b>		<b>2</b>	<b>12</b>	<b>12</b>	<b>0</b>			<b>PUNTING</b>		<b>NO</b>	<b>YDS</b>	<b>AVG</b>	<b>TB</b>	<b>IN20</b>	<b>LG</b>
PUNTING		NO	YDS	AVG	TB	IN20	LG	L. Prestridge		5	216	43.2	0	3	49
L. Prestridge		6	266	44.4	0	3	52	<b>Total</b>		<b>5</b>	<b>216</b>	<b>43.2</b>	<b>0</b>	<b>3</b>	<b>49</b>
<b>Total</b>		<b>6</b>	<b>266</b>	<b>44.4</b>	<b>0</b>	<b>3</b>	<b>52</b>	<b>PUNT RETURNS</b>		<b>NO</b>	<b>FC</b>	<b>YDS</b>	<b>LG</b>	<b>TD</b>	
PUNT RETURNS		NO	FC	YDS	LG	TD		R. Upchurch		2	0	25	17	0	
R. Upchurch		2	0	25	17	0		<b>Returns</b>		<b>5</b>	<b>1</b>	<b>42</b>	<b>17</b>	<b>0</b>	
<b>Returns</b>		<b>2</b>	<b>0</b>	<b>25</b>	<b>17</b>	<b>0</b>		<b>KICKOFF RETURNS</b>		<b>NO</b>	<b>FC</b>	<b>YDS</b>	<b>LG</b>	<b>TD</b>	
KICKOFF RETURNS		NO	FC	YDS	LG	TD		D. Preston		3	56	22	0		
D. Preston		3	56	22	0			R. Upchurch		1	27	27	0		
R. Upchurch		1	27	27	0			<b>Returns</b>		<b>4</b>	<b>83</b>	<b>27</b>	<b>0</b>		
<b>Returns</b>		<b>4</b>	<b>83</b>	<b>27</b>	<b>0</b>			<b>Denver Broncos FUMBLES</b>		<b>Fum</b>	<b>Rec.</b>	<b>Yds</b>	<b>TD</b>	<b>Out Bnds</b>	
Denver Broncos FUMBLES		Fum	Rec.	Yds	TD	FF	Opp. Rec.	C. Morton		1	1	0	0	0	
C. Morton		1	1	0	0	0	0	<b>Total</b>		<b>1</b>	<b>1</b>	<b>0</b>	<b>0</b>	<b>0</b>	
<b>Total</b>		<b>1</b>	<b>1</b>	<b>0</b>	<b>0</b>	<b>0</b>	<b>0</b>	<b>Houston Oilers FUMBLES</b>		<b>Fum</b>	<b>Rec.</b>	<b>Yds</b>	<b>TD</b>	<b>Out Bnds</b>	
Houston Oilers FUMBLES		Fum	Rec.	Yds	TD	FF	Opp. Rec.			0	0	0	0	0	
		0	0	0	0	0	0	<b>Total</b>		<b>0</b>	<b>0</b>	<b>0</b>	<b>0</b>	<b>0</b>	

## FINAL TEAM STATISTICS

	VISITOR BRONCOS	HOME OILERS
TOTAL FIRST DOWNS	17	15
By Rushing	7	8
By Passing	9	6
By Penalty	1	1
THIRD DOWN EFFICIENCY	4-13-31%	7-17-40%
FOURTH DOWN EFFICIENCY	0-1-0%	0-1-0%
TOTAL NET YARDS	216	282
Total Offensive Plays (inc. times thrown passing)	65	65
Average gain per offensive play	3.3	4.3
NET YARDS RUSHING	112	135
Total Rushing Plays	32	42
Average gain per rushing play	3.5	3.2
NET YARDS PASSING	104	147
Times thrown — yards lost attempting to pass	6-40	1-11
Gross yards passing	144	158
PASS ATTEMPTS-COMPLETIONS-HAD INTERCEPTED	27-14-1	22-10-2
Average gain per pass play (inc. # thrown passing)	3.1	6.4
PUNTS Number and Average	5-45	5-43
Had Blocked	0	0
FGs — PATs Had Blocked	0-0	0-0
TOTAL RETURN YARDAGE (Not Including Kickoffs)	37	57
No. and Yards Punt Returns	2-25	5-42
No. and Yards Kickoff Returns	4-83	1-26
No. and Yards Interception Returns	2-12	1-15
PENALTIES Number and Yards	7-70	2-19
FUMBLES Number and Lost	1-0	0-0
TOUCHDOWNS	1	1
Rushing	0	1
Passing	1	0
Returns	0	0
EXTRA POINTS Made-Attempts	1-1	1-1
FIELD GOALS Made-Attempts	0-1	2-2
SAFETIES	0	0
FINAL SCORE	7	13
TIME OF POSSESSION	27:38	32:22







**SUPER BOWL XII**  
**DALLAS 27, DENVER 10****Sun., Jan. 15, 1978 • 5:17 p.m. CST • Louisiana Superdome • New Orleans, La.****Weather: Indoors • Attendance: 76,400 • Time: 3:32**

The Dallas Cowboys evened their Super Bowl record at 2-2 by defeating the Denver Broncos 27-10 before a sell-out crowd of 76,400, plus 90 million television viewers, the largest audience ever to watch a sporting event.

Dallas converted two pass interceptions—by safety Randy Hughes and cornerback Aaron Kyle—into 10 points and Efen Herrera added a 35-yard field goal to give the Cowboys a 13-0 half-time advantage. The Denver offense had trouble getting in gear against the hard-hitting Cowboy defense. The Broncos lost three fumbles and were intercepted twice on their last five possessions of the first half.

The Broncos came back momentarily at the outset of the third period. Craig Morton engineered a drive to the Cowboys 30-yard line from where Jim Turner booted a 47-yard field goal to make the score 13-3. After an exchange of punts, Dallas wide receiver Butch Johnson made a spectacular diving catch in the end zone to complete a 45-yard pass from Roger Staubach to put the Cowboys ahead 20-3.

However, the momentum swung back to the Broncos as Rick Upchurch returned the kickoff 67 yards to the Dallas 26. On the second play of the series, Norris Weese relieved Craig Morton at quarterback. Morton, who was intercepted only eight times during the regular season, had thrown a Super Bowl record four interceptions. Weese guided the Broncos to a touchdown—a 1-yarder by Ron Lytle—to cut the Dallas lead to 20-10 with 5:39 left in the third quarter.

But Dallas clinched the victory when running back Robert Newhouse threw a 29-yard touchdown pass to Golden Richards on an option play with 7:04 remaining in the game. It was the first pass thrown by Newhouse since the 1975 regular season. The Cowboys' offense amassed 325 yards while the defense limited the Broncos to 156 in a game that saw the Cowboys control the ball 38:34 to Denver's 21:26.

Roger Staubach completed 17 of 25 passes for 183 yards while Harvey Martin and Randy White—who were named co-MVPs—led the Cowboys defense which recovered four fumbles and intercepted four passes.

**OFFICIALS**

**Referee** — Jim Tunney (32); **Umpire** — Joe Connell (57); **Line Judge** — Art Holst (33);  
**Head Linesman** — Tony Veteri (36); **Back Judge** — Ray Douglas (5); **Field Judge** — Bob Wortman (84)

**STARTING LINEUPS**

Dallas Cowboys				Denver Broncos			
Offense		Defense		Offense		Defense	
WR 86	B. Johnson	LE 72	E. Jones	WR 82	J. Dolbin	LE 79	B. Chavous
LT 73	R. Neely	LT 75	J. Pugh	LT 74	A. Maurer	NT 68	R. Carter
LG 68	H. Scott	RT 54	R. White	LG 62	T. Glassic	RE 77	L. Alzado
C 62	J. Fitzgerald	RE 79	H. Martin	C 52	M. Montlier	LOLB 51	B. Swenson
RG 64	T. Rafferty	LLB 56	T. Henderson	RG 60	P. Howard	LILB 59	J. Rizzo
RT 67	P. Donovan	MLB 53	B. Breunig	RT 71	C. Minor	RILB 53	R. Gradishar
TE 89	B. DuPree	RLB 50	D.D. Lewis	TE 88	R. Odoms	ROLB 57	T. Jackson
WR 88	D. Pearson	LCB 31	B. Barnes	WR 25	H. Moses	LCB 20	L. Wright
QB 12	R. Staubach	RCB 25	A. Kyle	QB 7	C. Morton	RCB 40	S. Foley
RB 33	T. Dorsett	SS 41	C. Waters	RB 24	O. Armstrong	SS 36	B. Thompson
RB 44	R. Newhouse	FS 43	C. Harris	RB 32	J. Keyworth	FS 29	B. Jackson

**DENVER SUBSTITUTIONS:** 10 B. Dilts, 14 N. Weese, 15 J. Turner, 21 R. Polti, 30 J. Jensen, 35 L. Perrin, 40 R. Rich, 41 R. Lytle, 50 B. Maples, 55 G. Turk, 56 L. Evans, 58 R. Nairne, 63 J. Grant, 65 G. Hyde, 66 B. Manor, 70 P. Smith, 73 H. Allison, 80 R. Upchurch, 85 R. Egloff, 86 J. Schultz. **DID NOT PLAY:** 12 C. Penrose. **INACTIVE:** 26 L. Riley, 67 S. Schindler.

FIELD GOALS (made (___) & missed)						
E. Herrera (35) (43) 43WL			J. Turner (47)			
VISITOR	Dallas Cowboys	1	2	3	4	OT
HOME	Denver Broncos	10	3	7	0	—
		0	0	10	0	10

Team	Qtr	Elapsed Time	SCORING PLAY	SCORE Visitor	Home
COWBOYS	1	10:31	E. Herrera 35 yd. run (E. Herrera, kick) (5-25, 2:40)	7	0
COWBOYS	1	13:29	E. Herrera 35 yd. Field Goal (6-17, 1:56)	10	0
COWBOYS	2	3:44	E. Herrera 43 yd. Field Goal (8-32, 3:31)	13	0
BRONCOS	3	2:28	J. Turner 47 yd. Field Goal (9-35, 2:28)	13	3
COWBOYS	3	8:01	B. Johnson 45 yd. pass from R. Staubach (E. Herrera, kick) (6-58, 2:29)	20	3
BRONCOS	3	9:21	R. Lytle 1 yd. run (J. Turner, kick) (5-26, 1:20)	20	10
COWBOYS	4	7:56	G. Richards 29 yd. pass from R. Newhouse (E. Herrera, kick) (1-29, 0:07)	27	10

**FINAL BRONCOS DEFENSIVE STATISTICS***(Based on unofficial press box totals)*

Player	UT	A	TT	PD	FR	FF	S-Yds	I-Yds
J. Rizzo	6	3	9	1	0	0	0-0	0-0
R. Carter	6	2	8	0	1	0	2-10	0-0
R. Gradishar	5	3	8	1	0	0	0-0	0-0
T. Jackson	7	0	7	1	1	0	1-9	0-0
L. Alzado	6	1	7	0	0	0	2-16	0-0
B. Jackson	5	2	7	1	0	0	0-0	0-0
B. Swenson	4	2	6	1	0	0	0-0	0-0
B. Thompson	3	2	5	2	0	0	0-0	0-0
L. Wright	3	2	5	2	0	0	0-0	0-0
Team Totals	56	21	77	9	2	0	5-35	0-0

**FINAL INDIVIDUAL STATISTICS**

Dallas Cowboys								Denver Broncos								
RUSHING	ATT	YDS	AVG	LG	TD			RUSHING	ATT	YDS	AVG	LG	TD			
T. Dorsett	15	66	4.4	19	1			R. Lytle	10	35	3.5	16	1			
R. Newhouse	14	55	3.9	10	0			O. Armstrong	7	27	3.9	18	0			
D. White	1	13	13.0	13	0			N. Weese	3	26	8.7	10	0			
P. Pearson	3	11	3.7	5	0			J. Jensen	1	16	16.0	16	0			
R. Staubach	3	6	2.0	5	0			J. Keyworth	5	9	1.8	6	0			
S. Laidlaw	1	1	1.0	1	0			L. Perrin	3	8	2.7	4	0			
B. Johnson	1	-9	-9.0	-9	0											
Total	38	143	3.8	19	1			Total	29	121	4.2	18	1			
PASSING	ATT	CMP	YDS	TKD/YD	TD	LG	IN	PASSING	ATT	CMP	YDS	TKD/YD	TD	LG	IN	
R. Staubach	25	17	183	5/35	1	45t	0	C. Morton	15	4	39	2/20	0	21	4	
D. White	2	1	5	0/0	0	5	0	N. Weese	10	4	22	2/6	0	9	0	
R. Newhouse	1	1	29	0/0	1	29t	0									
Total	28	19	217	5/35	2	45t	0	Total	25	8	61	4/26	0	21	4	
RECEIVING		NO	YDS	LG	TD			RECEIVING		NO	YDS	LG	TD			
P. Pearson		5	37	11	0			J. Dolbin		2	24	15	0			
B. DuPree		4	66	19	0			R. Odoms		2	9	10	0			
R. Newhouse		3	-1	5	0			H. Moses		1	21	21	0			
B. Johnson		2	53	45t	1			R. Upchurch		1	9	9	0			
G. Richards		2	38	29t	1			J. Jensen		1	5	5	0			
T. Dorsett		2	11	15	0			L. Perrin		1	-7	-7	0			
D. Pearson		1	13	13	0											
Total	19	217	45t	2				Total		8	61	21	0			
INTERCEPTIONS		NO	YDS	LG	TD			INTERCEPTIONS		NO	YDS	LG	TD			
M. Washington		1	27	27	0											
A. Kyle		1	19	19	0											
B. Barnes		1	0	0	0											
R. Hughes		1	0	0	0											
Total	4	46	27	0				Total		0	0	0	0			
PUNTING	NO	YDS	AVG	TB	IN20	LG		PUNTING	NO	YDS	AVG	TB	IN20	LG		
D. White	5	208	41.6	0	0	53		B. Dilts	4	153	38.2	1	1	46		
Total	5	208	41.6	0	0	53		Total	4	153	38.2	1	1	46		
PUNT RETURNS	NO	FC	YDS	LG	TD			PUNT RETURNS	NO	FC	YDS	LG	TD			
T. Hill	1	1	0	0	0			R. Upchurch	3	0	22	8	0			
								J. Schultz	1	0	0	0	0			
Returns	1		0	0	0			Returns	3		22	8	0			
KICKOFF RETURNS	NO	FC	YDS	LG	TD			KICKOFF RETURNS	NO	FC	YDS	LG	TD			
B. Johnson	2		29	15	0			R. Upchurch	3		94	67	0			
L. Brinson	1		22	22	0			J. Schultz	2		62	37	0			
								J. Jensen	1		17	17	0			
Returns	3		51	22	0			Returns	6		173	67	0			
Dallas Cowboys	Own Rec.	Yds	TD	Opp. Rec.	Yds	TD	Out Bnds	Denver Broncos	Fum	Own Rec.	Yds	TD	Opp. Rec.	Yds	TD	Out Bnds
FUMBLES	Fum							FUMBLES	Fum							
B. Johnson	2	2	0	0	0	0	0	J. Schultz	1	0	0	0	0	0	0	0
T. Hill	1	1	0	0	0	0	0	J. Dolbin	1	0	0	0	0	0	0	0
T. Dorsett	1	0	0	0	0	0	0	R. Odoms	1	0	0	0	0	0	0	0
B. DuPree	1	0	0	0	0	0	0	N. Weese	1	0	0	0	0	0	0	0
R. Staubach	1	0	0	0	0	0	0	T. Jackson	0	0	0	0	0	1	0	0
J. Fitzgerald	0	1	0	0	0	0	0	R. Carter	0	0	0	0	0	1	0	0
B. Huther (1-0), R. Hughes (2-21) and A. Kyle (1-0) each had opponent recoveries																
Total	6	4	0	0	0	0	0	Total	4	0	0	0	0	2	0	0

**FINAL TEAM STATISTICS**

	VISITOR COWBOYS	HOME BRONCOS
TOTAL FIRST DOWNS	17	11
By Rushing	8	4
By Passing	8	1
By Penalty	1	2
THIRD DOWN EFFICIENCY	6-171-35%	3-14-21%
FOURTH DOWN EFFICIENCY	1-1-100%	3-4-75%
TOTAL NET YARDS	325	156
Total Offensive Plays (inc. times thrown passing)	71	58
Average gain per offensive play	4.6	2.7
NET YARDS RUSHING	143	121
Total Rushing Plays	38	29
Average gain per rushing play	3.8	4.2
NET YARDS PASSING	182	35
Times thrown - yards lost attempting to pass	5-35	4-26
Gross yards passing	217	61
PASS ATTEMPTS-COMPLETIONS-HAD INTERCEPTED	28-19-0	25-8-4
Average gain per pass play (inc. # thrown passing)	6.6	2.1
PUNTS Number and Average	5-42	4-38
Had Blocked	0	0
FGs - PATs Had Blocked	0-0	0-0
TOTAL RETURN YARDAGE (Not Including Kickoffs)	97	195
No. and Yards Punt Returns	1-0	4-22
No. and Yards Kickoff Returns	3-51	6-173
No. and Yards Interception Returns	4-46	0-0
PENALTIES Number and Yards	12-94	8-60
FUMBLES Number and Lost	6-2	4-4
TOUCHDOWNS	3	1
Rushing	1	1
Passing	2	0
Returns	0	0
EXTRA POINTS Made-Attempts	3-3	1-1
FIELD GOALS Made-Attempts	2-5	1-1
SAFETIES	0	0
FINAL SCORE	27	10
TIME OF POSSESSION	38:34	21:26



## 1977 AFC CHAMPIONSHIP GAME

DENVER 20, OAKLAND 17

Sun., Jan. 1, 1978 • 12 p.m. MST • Mile High Stadium • Denver

Weather: Mostly Sunny, 18°, Wind NE 3 mph • Attendance: 74,982 • Time: 2:55

Denver quarterback Craig Morton threw two touchdown passes to Haven Moses as the Broncos defeated the defending NFL Champion Oakland Raiders 20-17 and moved into their first Super Bowl.

Morton, who was drafted and spent nine-and-a-half years with the Cowboys, would face his former Dallas teammates after completing 10-of-20 passes for 224 yards. It would be the second meeting in five weeks for these two teams—Dallas won 14-6 in the regular season finale as Morton played only the opening series due to a bruised hip.

On a sunny, 18-degree day before 74,982 Denver fans, the Raiders scored on their initial possession as Errol Mann kicked a 20-yard field goal to climax an 18-play drive. Morton hit Moses for their first scoring hookup two plays later on a 74-yard touchdown bomb, and the Broncos were on top to stay.

Denver took advantage of two Oakland turnovers in the second half to win its second game in three meetings with Raiders during the 1977 season. Defensive end Brison Manor recovered running back Clarence Davis' fumble at the Oakland 17, and running back Jon Keyworth scored from the 1-yard line to increase the margin to 14-3 in the third quarter.

Oakland quarterback Ken Stabler hit tight end Dave Casper on the first of two scoring passes to narrow the lead to 14-10 with 39 seconds elapsed in the final period. But on Oakland's next possession, linebacker Bob Swenson intercepted a Stabler pass and ran to the Raiders' 14. Morton then threw 12 yards to Moses for the Broncos' final touchdown. Oakland finished the scoring on the next series as Stabler threw 17 yards to Casper for the game's last touchdown.

Denver controlled the ball for the final 3:08 and gave Red Miller the AFC title in his first year as head coach. Moses, a 10-year veteran, had 5 receptions for 168 yards. The Denver defense, which was No. 1 against the rush in the NFL during the regular season, held the Raiders to 94 yards on the ground.

## OFFICIALS

Referee — Chuck Heberling (46); Umpire — Ralph Morcroft (15); Line Judge — Bruce Alford (24); Head Linesman — Ed Marion (26); Back Judge — Stan Javie (29); Field Judge — Arman Terzian (23)

## STARTING LINEUPS

Oakland Raiders					Denver Broncos				
Offense			Defense		Offense			Defense	
WR 21	C. Branch	LE 72	J. Matuszak	WR 82	J. Dolbin	DE 79	B. Chavous	DE 79	B. Chavous
LT 78	A. Shell	ME 74	D. Rowe	LT 74	A. Maurer	NT 68	R. Carter	NT 68	R. Carter
LG 63	G. Upshaw	RE 60	O. Sistrunk	LG 62	T. Glassic	DE 77	L. Alzado	DE 77	L. Alzado
C 50	D. Dalby	LB 52	F. Rice	C 52	M. Montler	LB 53	R. Gradishar	LB 53	R. Gradishar
RG 64	G. Buehler	LB 58	M. Johnson	RG 60	P. Howard	LB 51	B. Swenson	LB 51	B. Swenson
RT 70	H. Lawrence	LB 39	W. Hall	RT 71	C. Minor	LB 57	T. Jackson	LB 57	T. Jackson
TE 87	D. Casper	LB 83	T. Hendricks	TE 88	R. Odums	LB 59	J. Rizzo	LB 59	J. Rizzo
WR 25	F. Biletnikoff	CB 37	L. Hayes	WR 25	H. Moses	LC 20	L. Wright	LC 20	L. Wright
QB 12	K. Stabler	CB 24	W. Brown	QB 7	C. Morton	RC 43	S. Foley	RC 43	S. Foley
RB 28	C. Davis	S 26	S. Thomas	RB 41	R. Lytle	S 36	B. Thompson	S 36	B. Thompson
RB 30	M. van Eeghen	S 32	J. Tatum	RB 32	J. Keyworth	S 29	B. Jackson	S 29	B. Jackson

**DENVER SUBSTITUTIONS:** 10 B. Dilts, 14 N. Weese, 15 J. Turner, 21 R. Politi, 24 O. Armstrong, 30 J. Jensen, 35 L. Perrin, 40 R. Rich, 50 B. Maples, 55 G. Turk, 56 L. Evans, 58 R. Nairne, 63 J. Grant, 65 G. Hyde, 66 B. Manor, 67 S. Schindler, 70 P. Smith, 80 R. Upchurch, 85 R. Egloff, 86 J. Schultz. **DID NOT PLAY:** 12 C. Penrose. **INACTIVE:** 26 L. Riley, 73 H. Allison.

## FIELD GOALS (made (\_\_\_) &amp; missed)

E. Mann	(20)	19 hit upright	J. Turner	40WL	21 WR	44WL		
			1	2	3	4	OT	TOTAL
VISITOR	Oakland Raiders		3	0	0	14	—	17
HOME	Denver Broncos		7	0	7	6	—	20

Team	Qtr	Elapsed Time	SCORING PLAY				SCORE			
							Visitor		Home	
RAIDERS	1	10:34	E. Mann 20 yd. Field Goal (18-54, 7:44)				3		0	
BRONCOS	1	11:01	H. Moses 74 yd. pass from C. Morton (J. Turner, kick) (2-69, 0:27)				3		7	
BRONCOS	3	6:23	J. Keyworth 1 yd. run (J. Turner, kick) (4-17, 1:48)				3		14	
RAIDERS	4	0:39	D. Casper 7 yd. pass from K. Stabler (E. Mann, kick) (6-48, 2:25)				10		14	
BRONCOS	4	7:17	H. Moses 12 yd. pass from C. Morton (pass failed) (3-17, 1:29)				10		20	
RAIDERS	4	11:44	D. Casper 17 yd. pass from K. Stabler (E. Mann, kick) (8-74, 4:17)				17		20	

## BRONCOS DEFENSIVE LEADERS

(Based on unofficial press box totals)

Player	UT	A	TT	PD	FR	FF	S-Yds	I-Yds	Player	UT	A	TT	PD	FR	FF	S-Yds	I-Yds
R. Gradishar	4	4	8	2	0	0	0-0	0-0	T. Jackson	4	1	5	0	0	0	0-0	0-0
L. Alzado	5	2	7	0	0	0	0-0	0-0	L. Wright	3	0	3	0	0	0	0-0	0-0
B. Jackson	6	0	6	1	0	0	0-0	0-0	B. Chavous	2	1	3	1	0	0	0-0	0-0
J. Rizzo	4	2	6	1	0	0	0-0	0-0	S. Foley	2	0	2	7	0	0	0-0	0-0
B. Swenson	4	2	6	0	0	0	0-0	1-14	L. Evans	1	0	1	0	1	0	0-0	0-0
R. Carter	3	3	6	0	0	0	1-11	0-0	R. Nairne	0	1	1	0	0	0	0-0	0-0
J. Grant	5	0	5	0	0	0	0-0	0-0	B. Manor	0	0	0	1	1	0	0-0	0-0
B. Thompson	5	0	5	0	0	0	0-0	0-0	<b>Team Totals</b>	<b>48</b>	<b>16</b>	<b>64</b>	<b>13</b>	<b>2</b>	<b>0</b>	<b>1-11</b>	<b>1-14</b>

## FINAL INDIVIDUAL STATISTICS

Oakland Raiders										Denver Broncos											
RUSHING	ATT	YDS	AVG	LG	TD		RUSHING	ATT	YDS	AVG	LG	TD									
M. van Eeghen	20	71	3.6	13	0		L. Perrin	11	42	3.8	10	0									
P. Banaszak	7	22	3.1	9	0		R. Lytle	7	26	3.7	8	0									
C. Davis	9	1	0.1	6	0		J. Keyworth	8	19	2.4	7	1									
							O. Armstrong	7	16	2.3	8	0									
							J. Jensen	1	2	2.0	2	0									
							C. Morton	2	-4	-2.0	-2	0									
							H. Moses	1	-10	-10.0	-10	0									
Total	36	94	2.6	13	0		Total	37	91	2.5	10	1									
PASSING	ATT	CMP	YDS	TKD/YD	TD	LG	IN	PASSING	ATT	CMP	YDS	TKD/YD	TD	LG	IN						
K. Stabler	35	17	215	1/11	2	26	1	C. Morton	20	10	224	1/7	2	74t	1						
Total	35	17	215	1/11	2	26	1	Total	20	10	224	1/7	2	74t	1						
RECEIVING		NO	YDS	LG	TD			RECEIVING		NO	YDS	LG	TD								
D. Casper		5	71	26	2			H. Moses		5	168	74t	2								
F. Biletnikoff		4	38	15	0			L. Perrin		2	20	16	0								
C. Branch		3	59	24	0			J. Jensen		1	20	20	0								
M. van Eeghen		2	8	5	0			R. Odoms		1	13	13	0								
M. Bradshaw		1	25	25	0			J. Keyworth		1	3	3	0								
M. Siani		1	12	12	0																
P. Banaszak		1	2	2	0																
Total		17	215	26	2			Total		10	224	74t	2								
INTERCEPTIONS		NO	YDS	LG	TD			INTERCEPTIONS		NO	YDS	LG	TD								
F. Rice		1	11	11	0			B. Swenson		1	14	14	0								
Total		1	11	11	0			Total		1	14	14	0								
PUNTING	NO	YDS	AVG	TB	IN20	LG		PUNTING	NO	YDS	AVG	TB	IN20	LG							
R. Guy	5	180	36.0	2	0	44		B. Dilts	4	163	40.8	0	1	55							
Total	5	180	36.0	2	0	44		Total	4	163	40.8	0	1	55							
PUNT RETURNS		NO	FC	YDS	LG	TD		PUNT RETURNS		NO	FC	YDS	LG	TD							
C. Garrett		2	0	5	5	0		R. Upchurch		2	0	12	9	0							
Returns		2	0	5	5	0		Returns		2	0	12	9	0							
KICKOFF RETURNS		NO	FC	YDS	LG	TD		KICKOFF RETURNS		NO	FC	YDS	LG	TD							
C. Garrett		3	111	62	0			R. Upchurch		2	33	18	0								
C. Davis		1	25	25	0			J. Schultz		1	20	20	0								
								R. Lytle		1	14	14	0								
Returns		4	136	62	0			Returns		4	67	20	0								
Oakland Raiders FUMBLES	Fum	Own Rec.	Yds	TD	FF	Own Rec.	Yds	TD	Out Bnds	Out	Denver Broncos FUMBLES	Fum	Own Rec.	Yds	TD	FF	Own Rec.	Yds	TD	Out Bnds	Out
C. Davis	1	0	0	0	0	0	0	0	0	0	B. Manor	0	0	0	0	0	1	0	0	0	0
C. Garrett	1	0	0	0	0	0	0	0	0	0	L. Evans	0	0	0	0	0	1	0	0	0	0
Total	2	0	0	0	0	0	0	0	0	0	Total	0	0	0	0	0	2	0	0	0	0

## FINAL TEAM STATISTICS

	VISITOR RAIDERS	HOME BRONCOS
TOTAL FIRST DOWNS	20	16
By Rushing	6	6
By Passing	11	8
By Penalty	3	2
THIRD DOWN EFFICIENCY	7-16-44%	5-13-39%
FOURTH DOWN EFFICIENCY	1-1-100%	0-0-0%
TOTAL NET YARDS	298	308
Total Offensive Plays (inc. times thrown passing)	72	58
Average gain per offensive play	4.1	5.3
NET YARDS RUSHING	94	91
Total Rushing Plays	36	37
Average gain per rushing play	2.6	2.5
NET YARDS PASSING	204	217
Times thrown – yards lost attempting to pass	1-11	1-7
Gross yards passing	215	224
PASS ATTEMPTS-COMPLETIONS-HAD INTERCEPTED	35-17-1	20-10-1
Average gain per pass play (inc. # thrown passing)	5.7	10.3
PUNTS Number and Average	5-36	4-41
Had Blocked	0	0
FGs – PATs Had Blocked	0-0	0-0
TOTAL RETURN YARDAGE (Not Including Kickoffs)	152	93
No. and Yards Punt Returns	2-5	2-12
No. and Yards Kickoff Returns	4-136	4-67
No. and Yards Interception Returns	1-11	1-14
PENALTIES Number and Yards	2-6	8-46
FUMBLES Number and Lost	2-2	0-0
TOUCHDOWNS	2	3
Rushing	0	1
Passing	2	2
Returns	0	0
EXTRA POINTS Made-Attempts	2-2	2-3
FIELD GOALS Made-Attempts	1-2	0-3
SAFETIES	0	0
FINAL SCORE	17	20
TIME OF POSSESSION	32:59	27:01



## 1977 AFC DIVISIONAL PLAYOFF GAME

DENVER 34, PITTSBURGH 21

Sun., Dec. 24, 1977 • 2 p.m. MST • Mile High Stadium • Denver

Weather: Sunny, 43°, Wind E 9 mph • Attendance: 75,011 • Time: 3:15

After ties at 7, 14 and 21, veteran Jim Turner kicked a 44-yard field goal to put Denver ahead to stay as the Broncos—in their first playoff game ever—beat the perennial AFC Central Champion Steelers.

Leading 24-21, the Broncos capped their victory with two fourth-quarter interceptions by linebacker Tom Jackson, the last of which set up Craig Morton's 34-yard game-clinching touchdown pass to Jack Dolbin.

Denver capitalized on a blocked punt and a fumble recovery for two scores in the first half, which ended 14-14. Morton and Steelers quarterback Terry Bradshaw traded touchdown passes in the second half before Turner's kick, Jackson's interceptions and Morton's arm kept Pittsburgh from the AFC title game for the first time in four years.

The Denver victory set up a third game between the AFC Western Champion Broncos and the AFC Wild Card Raiders, who split two regular-season games.

## OFFICIALS

Referee — Gene Barth (14); Umpire — Paul Trepinski (22); Line Judge — Royal Cathcart (16);  
Head Linesman — Frank Glover (85); Back Judge — Bob Rice (80); Field Judge — Ed Merrifield (76)

## STARTING LINEUPS

Pittsburgh Steelers				Denver Broncos			
Offense		Defense		Offense		Defense	
WR 82	J. Stallworth	LE 64	S. Furness	WR 25	H. Moses	LE 79	B. Chavous
LT 57	S. Davis	LT 75	J. Greene	LT 74	A. Maurer	NT 68	R. Carter
LG 55	J. Kolb	RT 63	E. Holmes	LG 62	T. Glassic	RE 77	L. Alzado
C 52	M. Webster	RE 78	D. White	C 52	M. Montlier	LB 51	B. Swenson
RG 50	J. Clack	LB 59	J. Ham	RG 60	P. Howard	LB 53	R. Gradishar
RT 74	R. Pinney	LB 58	J. Lambert	RT 71	C. Minor	LB 57	T. Jackson
TE 79	L. Brown	LB 51	L. Toews	TE 88	R. Odoms	LB 59	J. Rizzo
WR 88	L. Swann	CB 24	J.T. Thomas	WR 82	J. Dolbin	LCB 20	L. Wright
QB 12	T. Bradshaw	CB 45	J. Allen	QB 7	C. Morton	RCB 43	S. Foley
RB 20	R. Bleier	S 31	D. Shell	RB 41	R. Lytle	S 36	B. Thompson
RB 32	F. Harris	S 27	G. Edwards	RB 32	J. Keyworth	S 29	B. Jackson

**DENVER SUBSTITUTIONS:** 10 B. Dilts, 14 N. Weese, 15 J. Turner, 21 R. Polti, 24 O. Armstrong, 30 J. Jensen, 40 R. Rich, 50 B. Maples, 55 G. Turk, 56 L. Evans, 58 R. Nairne, 63 J. Grant, 65 G. Hyde, 66 B. Manor, 67 S. Schindler, 70 P. Smith, 80 R. Upchurch, 85 R. Eglolf, 86 J. Schultz. **DID NOT PLAY:** 35 L. Perrin. **INACTIVE:** 26 L. Riley, 73 H. Allison.

## FIELD GOALS (made (\_\_\_) &amp; missed)

		J. Turner (44) (25)			
VISITOR	Pittsburgh Steelers	1	2	3	4
HOME	Denver Broncos	0	14	0	7
		7	7	7	13
				OT	TOTAL
				—	21
				—	34

Team	Qtr	Elapsed Time	SCORING PLAY		SCORE	
					Visitor	Home
BRONCOS	1	8:47	R. Lytle 7 yd. run (J. Turner, kick) (4-17, 1:56)		0	7
STEELERS	2	5:59	T. Bradshaw 1 yd. run (R. Gerela, kick) (11-56, 5:10)		7	7
BRONCOS	2	10:45	O. Armstrong 10 yd. run (J. Turner, kick) (1-10, 0:04)		7	14
STEELERS	2	13:19	F. Harris 1 yd. run (R. Gerela, kick) (9-65, 2:35)		14	14
BRONCOS	3	13:36	R. Odoms 30 yd. pass from C. Morton (J. Turner, kick) (4-41, 1:01)		14	21
STEELERS	4	4:05	L. Brown 1 yd. pass from T. Bradshaw (R. Gerela, kick) (4-61, 1:42)		21	21
BRONCOS	4	7:43	J. Turner 44 yd. Field Goal (7-39, 3:29)		21	24
BRONCOS	4	9:50	J. Turner 44 yd. Field Goal (4-2, 1:36)		21	27
BRONCOS	4	13:16	J. Dolbin 34 yd. pass from C. Morton (J. Turner, kick) (2-33, 0:13)		21	34

## BRONCOS DEFENSIVE LEADERS

(Based on unofficial press box totals)

Player	UT	A	TT	PD	FR	FF	S-Yds	I-Yds	Player	UT	A	TT	PD	FR	FF	S-Yds	I-Yds
B. Thompson	10	3	13	0	0	0	0-0	0-0	R. Rich	1	2	3	0	0	0	0-0	0-0
R. Gradishar	5	5	10	1	1	0	0-0	0-0	R. Nairne	2	1	3	0	0	0	0-0	0-0
T. Jackson	7	1	8	2	0	0	0-0	2-49	P. Smith	1	1	2	0	0	0	0-0	0-0
J. Rizzo	5	2	7	1	0	0	0-0	0-0	G. Turk	1	1	2	0	0	0	0-0	0-0
B. Swenson	4	2	6	0	0	0	0-0	0-0	J. Grant	0	2	2	0	0	0	0-0	0-0
B. Jackson	4	1	5	1	0	0	0-0	1-15	R. Carter	1	0	1	0	0	0	0-0	0-0
L. Alzado	3	2	5	0	0	0	0-0	0-0	B. Manor	1	0	1	0	0	0	0-0	0-0
B. Chavous	4	0	4	0	0	0	0-0	0-0	R. Polti	1	0	1	1	0	0	0-0	0-0
L. Wright	3	0	3	2	0	0	0-0	0-0	<b>Team Totals</b>	<b>53</b>	<b>23</b>	<b>76</b>	<b>8</b>	<b>1</b>	<b>0</b>	<b>0-0</b>	<b>3-64</b>

## FINAL INDIVIDUAL STATISTICS

Pittsburgh Steelers							Denver Broncos								
RUSHING	ATT	YDS	AVG	LG	TD		RUSHING	ATT	YDS	AVG	LG	TD			
F. Harris	28	92	3.3	20	1		O. Armstrong	11	44	4.0	29	1			
T. Bradshaw	4	21	5.3	11	1		R. Lytle	12	26	2.2	7	1			
R. Bleier	7	14	2.0	5	0		J. Keyworth	5	20	4.4	6	0			
							J. Jensen	4	13	3.3	5	0			
							C. Morton	5	0	0.0	6	0			
Total	39	127	3.3	20	2		Total	37	103	2.8	29	2			
PASSING	ATT	CMP	YDS	TKD/YD	TD	LG	IN	PASSING	ATT	CMP	YDS	TKD/YD	TD	LG	IN
T. Bradshaw	37	19	177	0/0	1	48	3	C. Morton	23	11	164	1/9	2	34t	0
Total	37	19	177	0/0	1	48	3	Total	23	11	164	1/9	2	34t	0
RECEIVING			NO	YDS	LG	TD		RECEIVING			NO	YDS	LG	TD	
J. Stallworth			4	80	48	0		R. Odoms			5	43	30t	1	
F. Harris			4	20	12	0		H. Moses			2	45	27	0	
B. Cunningham			3	42	19	0		J. Jensen			2	33	29	0	
A. Maxson			3	11	10	0		J. Dolbin			1	34	34t	1	
R. Bleier			2	10	7	0		O. Armstrong			1	9	9	0	
R. Grossman			1	7	7	0									
L. Swann			1	6	6	0									
L. Brown			1	1	1t	1									
Total			19	177	48	1		Total			11	164	34t	2	
INTERCEPTIONS			NO	YDS	LG	TD		INTERCEPTIONS			NO	YDS	LG	TD	
								T. Jackson			2	49	32	0	
								B. Jackson			1	15	15	0	
Total			0	0	0	0		Total			3	64	32	0	
PUNTING	NO	YDS	AVG	TB	IN20	LG		PUNTING	NO	YDS	AVG	TB	IN20	LG	
R. Engles	5	204	40.8	0	0	55		B. Dilts	5	188	37.6	0	1	41	
Total	5	204	40.8	0	0	55		Total	5	188	37.6	0	1	41	
PUNT RETURNS			NO	FC	YDS	LG	TD	PUNT RETURNS			NO	FC	YDS	LG	TD
J. Smith			4	1	31	17	0	B. Thompson			2	0	5	3	0
								J. Schultz			1	0	4	4	0
								R. Upchurch			1	1	3	3	0
Returns			4	1	31	17	0	Returns			4	1	12	4	0
KICKOFF RETURNS			NO	FC	YDS	LG	TD	KICKOFF RETURNS			NO	FC	YDS	LG	TD
J. Smith			4	80	34	0		R. Upchurch			3	58	26	0	
A. Maxson			1	24	24	0		J. Schultz			1	27	27	0	
Returns			5	104	34	0		Returns			4	85	27	0	
Pittsburgh Steelers	Own	Opp.	Out					Denver Broncos	Own	Opp.	Out				
FUMBLES	Fum	Rec.	Yds	TD	FF	Rec.	Yds	Fum	Rec.	Yds	TD	FF	Rec.	Yds	TD
B. Cunningham	1	1	0	0	0	0	0	R. Gradishar	1	0	0	0	1	5	0
F. Harris	1	0	0	0	0	0	0	T. Jackson	0	1	25	0	0	0	0
J. Greene	0	0	0	0	0	1	0	J. Keyworth	1	0	0	0	0	0	0
								B. Thompson	1	0	0	0	0	0	0
								S. Foley	0	1	0	0	0	0	0
Total	2	1	0	0	0	1	0	Total	3	2	25	0	0	1	5

## FINAL TEAM STATISTICS

	VISITOR STEELERS	HOME BRONCOS
TOTAL FIRST DOWNS	18	15
By Rushing	10	5
By Passing	8	9
By Penalty	0	1
THIRD DOWN EFFICIENCY	11-22-50%	4-13-31%
FOURTH DOWN EFFICIENCY	1-2-50%	0-1-0%
TOTAL NET YARDS	304	258
Total Offensive Plays (inc. times thrown passing)	76	61
Average gain per offensive play	4.0	4.2
NET YARDS RUSHING	127	103
Total Rushing Plays	39	37
Average gain per rushing play	3.3	2.8
NET YARDS PASSING	177	155
Times thrown – yards lost attempting to pass	0-0	1-9
Gross yards passing	177	164
PASS ATTEMPTS-COMPLETIONS-HAD INTERCEPTED	37-19-3	23-11-0
Average gain per pass play (inc. # thrown passing)	4.8	6.5
PUNTS Number and Average	6-34	5-38
Had Blocked	1	0
FGs – PATs Had Blocked	0-0	0-0
TOTAL RETURN YARDAGE (Not Including Kickoffs)	135	161
No. and Yards Punt Returns	4-31	4-12
No. and Yards Kickoff Returns	5-104	4-85
No. and Yards Interception Returns	0-0	3-64
PENALTIES Number and Yards	10-67	3-20
FUMBLES Number and Lost	2-1	3-1
TOUCHDOWNS	3	4
Rushing	2	2
Passing	1	2
Returns	0	0
EXTRA POINTS Made-Attempts	3-3	4-4
FIELD GOALS Made-Attempts	0-0	2-2
SAFETIES	0	0
FINAL SCORE	21	34
TIME OF POSSESSION	34:26	25:34





## BRONCOS HEAD COACHING HISTORY

Season	Coach	W	L	T	Pct.
1960	Frank Filchock	4	9	1	
1961	Frank Filchock	3	11	0	
	<b>Filchock's totals</b>	<b>7</b>	<b>20</b>	<b>1</b>	<b>.268</b>
1962	Jack Faulkner	7	7	0	
1963	Jack Faulkner	2	11	1	
1964	Jack Faulkner	0	4	0	
	<b>Faulkner's totals</b>	<b>9</b>	<b>22</b>	<b>1</b>	<b>.297</b>
1964	Mac Speedie	2	7	1	
1965	Mac Speedie	4	10	0	
1966	Mac Speedie	0	2	0	
	<b>Speedie's totals</b>	<b>6</b>	<b>19</b>	<b>1</b>	<b>.250</b>
1966	Ray Malavasi	4	8	0	
	<b>Malavasi's totals</b>	<b>4</b>	<b>8</b>	<b>0</b>	<b>.333</b>
1967	Lou Saban	3	11	0	
1968	Lou Saban	5	9	0	
1969	Lou Saban	5	8	1	
1970	Lou Saban	5	8	1	
1971	Lou Saban	2	6	1	
	<b>Saban's totals</b>	<b>20</b>	<b>42</b>	<b>3</b>	<b>.331</b>
1971	Jerry Smith	2	3	0	
	<b>Smith's totals</b>	<b>2</b>	<b>3</b>	<b>0</b>	<b>.400</b>
1972	John Ralston	5	9	0	
1973	John Ralston	7	5	2	
1974	John Ralston	7	6	1	
1975	John Ralston	6	8	0	
1976	John Ralston	9	5	0	
	<b>Ralston's totals</b>	<b>34</b>	<b>33</b>	<b>3</b>	<b>.507</b>
1977	Red Miller	12	2	0	
	Playoffs	2	1	0	
1978	Red Miller	10	6	0	
	Playoffs	0	1	0	
1979	Red Miller	10	6	0	
	Playoffs	0	1	0	
1980	Red Miller	8	8	0	
	<b>Miller's regular season totals</b>	<b>40</b>	<b>22</b>	<b>0</b>	<b>.645</b>
	<b>Miller's overall totals</b>	<b>42</b>	<b>25</b>	<b>0</b>	<b>.627</b>
1981	Dan Reeves	10	6	0	
1982	Dan Reeves	2	7	0	
1983	Dan Reeves	9	7	0	
	Playoffs	0	1	0	
1984	Dan Reeves	13	3	0	
	Playoffs	0	1	0	
1985	Dan Reeves	11	5	0	
1986	Dan Reeves	11	5	0	
	Playoffs	2	1	0	
1987	Dan Reeves	10	4	1	
	Playoffs	2	1	0	
1988	Dan Reeves	8	8	0	
1989	Dan Reeves	11	5	0	
	Playoffs	2	1	0	
1990	Dan Reeves	5	11	0	
1991	Dan Reeves	12	4	0	
	Playoffs	1	1	0	
1992	Dan Reeves	8	8	0	
	<b>Reeves' regular season totals</b>	<b>110</b>	<b>73</b>	<b>1</b>	<b>.600</b>
	<b>Reeves' overall totals</b>	<b>117</b>	<b>79</b>	<b>1</b>	<b>.596</b>
1993	Wade Phillips	9	7	0	
	Playoffs	0	1	0	
1994	Wade Phillips	7	9	0	
	<b>Phillips' regular season totals</b>	<b>16</b>	<b>16</b>	<b>0</b>	<b>.500</b>
	<b>Phillips' overall totals</b>	<b>16</b>	<b>17</b>	<b>0</b>	<b>.485</b>
1995	Mike Shanahan	8	8	0	
1996	Mike Shanahan	13	3	0	
	Playoffs	0	1	0	
1997	Mike Shanahan	12	4	0	
	Playoffs	4	0	0	
1998	Mike Shanahan	14	2	0	
	Playoffs	3	0	0	
1999	Mike Shanahan	6	10	0	
2000	Mike Shanahan	11	5	0	
	Playoffs	0	1	0	
2001	Mike Shanahan	8	8	0	
2002	Mike Shanahan	9	7	0	
2003	Mike Shanahan	10	6	0	
	Playoffs	0	1	0	
	<b>Shanahan's regular season totals</b>	<b>91</b>	<b>53</b>	<b>0</b>	<b>.632</b>
	<b>Shanahan's overall totals</b>	<b>98</b>	<b>56</b>	<b>0</b>	<b>.642</b>



## ALL-TIME COACHES ROSTER

COACH	TOTAL YEARS	YEARS OF SERVICE	POSITION	COACH	TOTAL YEARS	YEARS OF SERVICE	POSITION
Vernon Banks	2	1993-94	Strength & Conditioning	Dick MacPherson	2	1967-68	Defensive Backs
Marvin Bass	10	1982-83, 1985-92	Special Assistant		2	1969-70	Linebackers
	1	1984	Offensive Line	Ray Malavasi	2	1964-65	Defensive Line
Raymond Berry	1	1992	Quarterbacks		1	1966	Head Coach/Off. Line
Marv Braden	4	1977-80	Special Teams	Pete Mangurian	3	1988-90	Tight Ends/Asst. O. Line
<b>Ronnie Bradford</b>	<b>1</b>	<b>2003</b>	<b>Special Teams Assistant</b>		2	1991-92	Offensive Line
<b>Jacob Burney</b>	<b>1</b>	<b>2003</b>	<b>Defensive Line</b>	Jim Martin	1	1962	Offensive Line
Frank Bush	5	1995-99	Linebackers	Marv Matuszak	1	1966	Defensive Backs
	1	2000	Nickel Package/Secondary	Richie McCabe	5	1978-82	Defensive Backs
	3	2001-03	Special Teams	<b>Pat McPherson</b>	<b>1</b>	<b>1998</b>	<b>Defensive Assistant</b>
<b>Troy Calhoun</b>	<b>1</b>	<b>2003</b>	<b>Defensive Assistant</b>		<b>4</b>	<b>1999-2002</b>	<b>Offensive Assistant</b>
Ken Carpenter	1	1961	Assistant		<b>1</b>	<b>2003</b>	<b>Quarterbacks</b>
Rubin Carter	2	1987-88	Asst. Defensive Line	Bus Mertes	2	1965-66	Offensive Back
Jim Cason	1	1960	Backfield	<b>Keith Millard</b>	<b>1</b>	<b>2003</b>	<b>Asst. Def. Line/Pass Rush Specialist</b>
Barney Chavous	1	1989	Asst. Strength & Cond.	Al Miller	8	1985-92	Strength & Conditioning
	3	1990-92	Defensive Assistant	Red Miller	3	1963-65	Offensive Line
	2	1993-94	Asst. Strength/Asst. Defensive Line		4	1977-80	Head Coach
	5	1995-99	Asst. Strength/Asst. Offensive Line	Ron Milus	3	2000-02	Defensive Backs
Max Coley	5	1972-76	Offensive Coordinator	Myrel Moore	1	1972	Off. Line/Special Teams
Joe Collier	3	1969-71	Defensive Backfield		11	1973-77, 1983-88	Linebackers
	10	1972-81	Defensive Coordinator		1	1982	Offensive Line
	7	1982-88	Asst. Head Coach/Def.	Nick Nicolau	1	1981	Special Assistant
Dick Coury	2	1972-73	Wide Receivers		6	1982-87	Running Backs
<b>Larry Coyer</b>	<b>3</b>	<b>2000-02</b>	<b>Linebackers</b>		1	1987	Special Teams
	<b>1</b>	<b>2003</b>	<b>Defensive Coordinator</b>	Mike Nolan	1	1988	Spec. Teams/Def. Asst.
Kay Dalton	3	1974-76	Wide Receivers		4	1989-92	Linebackers
Joe DeCamillis	1	1986	Special Offensive Asst.	Rex Norris	1	1994	Defensive Line
<b>Rick Dennison</b>	<b>2</b>	<b>1991-92</b>	<b>Def. Quality Control</b>	Dwain Painter	1	1997	Offensive Assistant
	<b>4</b>	<b>1995-96</b>	<b>Offensive Assistant</b>	<b>Brian Pariani</b>	<b>9</b>	<b>1995-2003</b>	<b>Tight Ends</b>
	<b>4</b>	<b>1997-2000</b>	<b>Special Teams</b>	Babe Parilli	3	1977-79	Quarterbacks
	<b>3</b>	<b>2001-03</b>	<b>Offensive Line</b>	Wade Phillips	4	1989-92	Defensive Coordinator
George Dickson	2	1964-65	Defensive Backs		2	1993-94	Head Coach
Dale Dodrill	5	1960-63, 1966	Defensive Line	Fran Polsfoot	4	1977-80	Wide Receivers
Ed Donatelli	5	1995-99	Defensive Backs		1	1981-84	Tight Ends/Special Teams
Karl Dorrrell	3	2000-02	Wide Receivers	Ricky Porter	2	1997-98	Offensive Assistant
Whitley Dovell	6	1967-70, 1979-80	Offensive Line		1	1999	Asst. Strength & Cond.
	1	1971	Spec. Teams/Tight Ends	Dan Radakovich	1	1983	Offensive Line
Rod Dowhower	1	1980	Offensive Coordinator	John Ralston	5	1972-76	Head Coach
	2	1981-82	Off. Coord./Wide Rec.	Dan Reeves	12	1981-92	Head Coach
George Dyer	7	1995-2001	Defensive Line	Alvin Reynolds	2	1993-94	Asst. DBs/Quality Control
	1	2002	Asst. to Head Coach		1	1995	Def. Asst./Asst. Def. Backs
Hunter Enis	5	1967-71	Offensive Backs	Ray Rhodes	2	2001-02	Defensive Coordinator
Jim Fassel	1	1993	Off. Coord./Quarterbacks	Harold Richardson	2	1989-90	Special Teams
	1	1994	Asst. H.C./Off. Coord.		2	1991-92	Spec. Teams/Tight Ends
Jack Faulkner	3	1962-64	Head Coach		2	1993-94	Spec. Asst. to H.C./Offense
Frank Filchcock	2	1960-61	Head Coach	Paul Roach	4	1977-80	Offensive Backs
Mo Forte	5	1988-92	Running Backs	Greg Robinson	6	1995-2000	Defensive Coordinator
	2	1993-94	Wide Receivers	Sam Rutigliano	4	1967-70	Wide Receivers
Jerry Frei	6	1972-75, 1981-82	Offensive Line	Lou Saban	5	1967-71	Head Coach
Leon Fuller	1	1994	Defensive Backs	<b>Greg Saporta</b>	<b>9</b>	<b>1995-2003</b>	<b>Asst. Strength &amp; Cond.</b>
Chan Gailey	2	1985-86	Spec. Teams/Tight Ends	<b>Mike Shanahan</b>	<b>1</b>	<b>1984</b>	<b>Wide Receivers</b>
	1	1987	Tight Ends/Receivers		<b>3</b>	<b>1985-87</b>	<b>Offensive Coordinator</b>
	1	1988	Quarterbacks		<b>2</b>	<b>1989-90</b>	<b>Quarterbacks</b>
	2	1989-90	Off. Coord./Receivers		<b>1</b>	<b>1991</b>	<b>Offensive Coordinator</b>
Bob Gambold	2	1972-73	Linebackers		<b>9</b>	<b>1995-2003</b>	<b>Head Coach</b>
	4	1974-77	Defensive Backs	<b>Cedric Smith</b>	<b>3</b>	<b>2001-03</b>	<b>Asst. Strength &amp; Cond.</b>
Alex Gibbs	4	1984-87	Offensive Line	Jerry Smith	1	1971	Off. Line/Head Coach
	9	1995-2003	Asst. H.C./Off. Line	Richard Smith	2	1993-94	Spec. Tms./Asst. LBs
<b>David Gibbs</b>	<b>1</b>	<b>2001</b>	<b>Safeties</b>		2	1995-96	Special Teams
	<b>2</b>	<b>2002-03</b>	<b>Secondary</b>	Rick Smith	4	1996-99	Defensive Assistant
Mike Giddings	1	1976	Asst. Offensive Line	Mac Speedie	3	1962-64	Offensive Ends
Gary Glick	1	1962	Defensive Backs		3	1964-66	Head Coach
I.J. Gorman	2	1983-84	Strength & Conditioning	<b>Jimmy Spencer</b>	<b>1</b>	<b>2003</b>	<b>Asst. Defensive Backs</b>
Ken Gray	2	1977-78	Offensive Line	Ernie Stautner	3	1991-93	Defensive Line
Bob Griffin	1	1966	Assistant	Les Steckel	2	1993-94	Tight Ends
John Hadl	1	1983	Quarterbacks/Receivers	John Teerlinck	5	1997-2001	Pass Rush Specialist
Bishop Harris	2	1993-94	Running Backs	Terry Tumey	2	1999-2000	Defensive Assistant
Mike Heimerdinger	5	1995-99	Wide Receivers	<b>Bobby Turner</b>	<b>9</b>	<b>1995-2003</b>	<b>Running Backs</b>
George Henshaw	3	1988-90	Offensive Line	<b>Rich Tuten</b>	<b>9</b>	<b>1995-2003</b>	<b>Strength &amp; Conditioning</b>
	1	1991	Wide Receivers		4	1972-75	Defensive Line
	1	1992	Off. Coord./Receivers		1	1976	Offensive Line
Ed Hughes	1	1963	Defensive Backs		1	1984	Special Teams
Charley Johnson	1	1976	Quarterbacks		1	1985	Tight Ends/Asst. Off. Line
Reed Johnson	1	1981	Special Teams	Doak Walker	1	1966	Special Assignments
Stan Jones	18	1967-71, 1976-88	Defensive Line	Charlie Waters	1	1988	Special Teams
Larry Kennan	1	1988	Wide Receivers		4	1989-92	Defensive Backs
<b>Gary Kubiak</b>	<b>8</b>	<b>1995-2002</b>	<b>Off. Coordinator/QBs</b>		2	1993-94	Defensive Coordinator
	<b>1</b>	<b>2003</b>	<b>Offensive Coordinator</b>	Charlie West	6	1983-88	Defensive Backs
Charlie Lee	1	1981	Running Backs	John-Paul Young	2	1993-94	Linebackers
Earl Leggett	2	1989-90	Defensive Line	Bob Zeman	5	1978-82	Linebackers
John Levra	2	1993-94	Offensive Line	<b>Steve Watson</b>	<b>2</b>	<b>2001-02</b>	<b>Defensive Assistant</b>
Anthony Lynn	3	2000-02	Assistant Special Teams		<b>1</b>	<b>2003</b>	<b>Wide Receivers</b>
				Zaven Yarralian	1	2001	Head Coach's Assistant

## ATTENDANCE MARKS

### BRONCOS LARGEST CROWDS

HOME	ROAD
76,753 vs. Oakland Sept. 22, 2003	101,063 at Pasadena (Super Bowl XXI) Jan. 25, 1987
76,643 vs. Oakland Nov. 11, 2002	91,020 at Los Angeles Raiders Oct. 28, 1984
76,403 vs. Kansas City Dec. 7, 2003	90,153 at Los Angeles Raiders Nov. 2, 1986
76,203 vs. New England Nov. 3, 2003	87,560 at Los Angeles Raiders Dec. 3, 1989
76,105 vs. New England (Playoffs) Jan. 4, 1987	81,065 at Cleveland Oct. 5, 1980
76,098 vs. San Francisco Dec. 23, 2000	80,272 at Buffalo (Playoffs) Jan. 12, 1992
76,089 vs. Seattle Oct. 26, 1986	79,915 at Cleveland (Playoffs) Jan. 11, 1987
76,082 vs. Dallas Oct. 5, 1986	79,864 at Buffalo Oct. 5, 1975
76,005 vs. Cleveland (Playoffs) Jan. 14, 1990	79,439 at Kansas City Sept. 22, 1996
75,999 vs. Seattle Sept. 13, 1987	78,903 at Kansas City Oct. 5, 2003
75,993 vs. Cleveland (Playoffs) Jan. 17, 1988	78,683 at Kansas City Sept. 19, 1999
75,986 vs. Seattle Sept. 4, 1988	78,637 at Cleveland Oct. 1, 1989
75,974 vs. Pittsburgh Oct. 12, 2003	78,521 at New York Jets Dec. 8, 2002
75,968 vs. Houston (Playoffs) Jan. 10, 1988	78,458 at Buffalo Oct. 26, 1997
75,964 vs. Los Angeles Raiders Sept. 26, 1988	78,453 at Kansas City Sept. 20, 1993
75,951 vs. Oakland Nov. 13, 2000	78,446 at Kansas City Oct. 20, 2002
75,947 vs. Kansas City Dec. 15, 2002	78,406 at Kansas City Dec. 17, 2000
75,941 vs. Miami Oct. 13, 2002	78,305 at New York Jets Nov. 5, 2000

2001-Present — INVESCO Field at Mile High  
1960-2000 — Mile High Stadium/Bears Stadium

### BRONCOS REGULAR SEASON ATTENDANCE BY SEASON

Year	Home	Road	Total	Year	Home	Road	Total
1960	91,333	115,994	207,327	1982	369,555	183,046	552,601
1961	74,508	122,315	196,823	1983	592,493	385,022	977,515
1962	178,485	146,442	324,927	1984	585,233	450,442	1,035,675
1963	132,218	165,995	298,213	1985	589,500	452,847	1,042,347
1964	118,259	166,744	285,003	1986	589,037	526,550	1,115,587
1965	219,786	215,992	435,778	1987	498,715	370,586	869,301
1966	192,198	203,799	395,997	1988	597,680	487,571	1,085,251
1967	231,801	247,696	479,497	1989	588,144	542,541	1,130,685
1968	281,374	278,008	559,382	1990	560,703	509,425	1,070,128
1969	326,851	276,755	603,606	1991	584,214	466,818	1,051,032
1970	355,739	330,184	685,923	1992	597,704	503,447	1,101,151
1971	358,400	377,642	736,042	1993	590,808	521,349	1,112,157
1972	361,414	412,073	773,487	1994	574,180	524,941	1,099,121
1973	356,327	351,334	707,661	1995	583,510	455,634	1,039,144
1974	347,322	354,367	701,689	1996	589,296	462,194	1,051,490
1975	342,375	347,944	690,319	1997	590,189	499,942	1,090,131
1976	436,468	349,126	785,594	1998	597,462	546,021	1,143,483
1977	524,595	370,917	895,512	1999	577,309	531,728	1,109,037
1978	598,085	470,756	1,068,841	2000	604,042	535,988	1,140,030
1979	597,521	427,040	1,024,561	2001	600,283	514,920	1,115,203
1980	593,084	473,680	1,066,764	2002	604,904	*557,070	*1,161,974
1981	598,224	475,360	1,073,584	2003	*607,167	526,919	1,134,086
				Total	19,988,495	17,235,164	37,223,659

\*Broncos records

### BRONCOS SEASON TICKET SALES

1960.....2,675	*1972.....48,000	*1983.....73,377	*1994.....73,072
1961.....5,775	*1973.....48,000	*1984.....73,347	*1995.....73,222
1962.....5,042	*1974.....49,000	*1985.....73,309	*1996.....73,180
1963.....7,624	*1975.....49,000	*1986.....73,348	*1997.....73,275
1964.....8,002	*1976.....62,215	*1987.....74,147	*1998.....73,972
1965.....22,905	*1977.....73,089	*1988.....74,147	*1999.....73,997
1966.....18,898	*1978.....73,092	*1989.....73,952	*2000.....73,855
1967.....24,650	*1979.....73,313	*1990.....73,966	*2001.....73,825
1968.....27,348	*1980.....73,298	*1991.....73,882	*2002.....73,576
1969.....31,936	*1981.....73,380	*1992.....73,592	*2003.....73,583
*1970.....43,580	*1982.....73,380	*1993.....73,182	*2004.....73,590
*1971.....47,500			

\*Season tickets sold out. Every Broncos home game at Mile High Stadium (1970-2000) and INVESCO Field at Mile High (2001-03) has been a sell-out since the beginning of the 1970 season, with the exception of two replacement games played during the 1987 strike (both games were sold out before the strike). The Broncos have thus sold out 261 consecutive regular season games, and with postseason games the total reaches 274.



## BRONCOS STATISTICAL HISTORY

### TEAM OFFENSE YEAR-BY-YEAR

	Total Plays	First Downs	Rush Yards	League Rank	Pass Yards	League Rank	Total Yards	League Rank	Total Points
1960	958	248	1,195.....8th		3,247.....3rd		4,442.....6th		309
1961	934	219	1,091.....8th		2,720.....3rd		3,811.....7th		251
1962	885	270	1,298.....7th		3,404.....1st		4,702.....4th		353
1963	832	230	1,508.....6th		2,487.....8th		3,995.....7th		301
1964	905	211	1,311.....8th		2,021.....8th		3,332.....8th		240
1965	959	255	1,829.....2nd		2,640.....3rd		4,469.....2nd		303
1966	816	171	1,173.....8th		1,995.....9th		3,168.....9th		196
1967	852	172	1,265.....9th		1,682.....8th		2,947.....9th		256
1968	897	217	1,614.....7th		2,357.....6th		3,971.....7th		255
1969	841	243	1,637.....6th		2,524.....5th		4,161.....6th		297
1970	883	217	1,802.....9th		2,025.....19th		3,827.....16th		253
1971	891	217	2,093.....10th		2,065.....17th		4,158.....11th		203
1972	831	237	1,838.....18th		2,634.....8th		4,472.....5th		325
1973	893	253	1,954.....14th		2,519.....3rd		4,473.....6th		354
1974	861	258	2,157.....5th		2,328.....9th		4,485.....5th		302
1975	964	268	1,993.....13th		2,541.....7th		4,534.....10th		254
1976	901	239	1,932.....19th		2,204.....12th		4,136.....16th		315
1977	887	223	2,043.....11th		1,863.....15th		3,906.....17th		274
1978	1,039	294	2,451.....8th		2,378.....17th		4,829.....14th		282
1979	1,044	306	2,040.....18th		3,102.....13th		5,142.....12th		289
1980	992	286	1,865.....20th		2,777.....18th		4,642.....25th		310
1981	1,062	306	1,895.....21st		3,531.....8th		5,426.....14th		321
1982	592	170	1,018.....17th		1,819.....15th		2,837.....15th		148
1983	1,025	292	1,784.....23rd		3,027.....20th		4,811.....26th		302
1984	1,018	298	2,076.....10th		2,859.....24th		4,935.....22nd		353
1985	1,152	339	1,851.....16th		3,645.....6th		5,496.....10th		380
1986	1,042	319	1,678.....20th		3,538.....10th		5,216.....15th		378
1987	1,070	331	1,970.....12th		3,654.....3rd		5,624.....2nd		379
1988	1,077	338	1,815.....19th		3,691.....6th		5,506.....8th		327
1989	1,071	308	2,092.....6th		3,001.....23rd		5,093.....15th		362
1990	1,035	323	1,872.....14th		3,341.....7th		5,213.....8th		331
1991	1,012	284	2,018.....8th		2,994.....17th		5,012.....12th		304
1992	928	234	1,500.....25th		2,930.....19th		4,430.....21st		262
1993	1,060	327	1,693.....18th		3,768.....4th		5,461.....5th		373
1994	1,112	346	1,470.....23rd		4,017.....4th		5,487.....6th		347
1995	1,060	344	1,995.....5th		4,045.....7th		6,040.....3rd		388
1996	1,092	336	2,362.....1st		3,429.....13th		5,791.....1st		391
1997	1,068	340	2,378.....4th		3,494.....9th		5,872.....1st		472
1998	1,041	347	2,468.....2nd		3,624.....7th		6,092.....3rd		501
1999	1,053	308	1,864.....12th		3,419.....15th		5,283.....14th		314
2000	1,115	383	2,311.....3rd		4,243.....3rd		6,554.....2nd		485
2001	1,034	304	1,877.....10th		2,940.....25th		4,817.....22nd		340
2002	1,057	357	2,266.....5th		3,824.....8th		6,090.....3rd		392
2003	1,047	334	2,629.....2nd		2,969.....22nd		5,598.....7th		381

League rankings for 1960-69 reflect American Football League ranking.  
The AFL had eight teams from 1960-65, nine teams from 1966-67 and 10 teams from 1968-69.  
The NFL had 26 teams from 1970-75, 28 teams from 1976-94; 30 teams from 1995-98; 31 teams from 1999-2001  
and 32 teams from 2002-Present.

### TEAM DEFENSE YEAR-BY-YEAR

	Total Plays	First Downs	Rush Yards	League Rank	Pass Yards	League Rank	Total Yards	League Rank	Total Points
1960	927	254	2,145.....8th		2,987.....5th		5,132.....8th		393
1961	899	233	1,633.....5th		2,785.....5th		4,418.....6th		432
1962	862	234	1,868.....5th		2,670.....4th		4,538.....6th		332
1963	828	254	1,687.....5th		3,394.....8th		5,081.....6th		473
1964	902	270	2,064.....8th		2,906.....3rd		4,970.....7th		438
1965	850	244	1,337.....3rd		2,960.....7th		4,297.....7th		392
1966	871	251	2,029.....8th		2,515.....3rd		4,544.....3rd		381
1967	921	276	2,076.....8th		3,125.....8th		5,201.....9th		409
1968	916	251	1,861.....7th		3,163.....10th		5,024.....10th		404
1969	918	278	1,709.....7th		2,932.....10th		4,641.....8th		344
1970	838	199	1,351.....3rd		2,354.....18th		3,705.....7th		264
1971	825	206	1,834.....14th		1,985.....5th		3,819.....10th		275
1972	876	251	1,668.....4th		2,183.....16th		3,851.....9th		350
1973	872	239	1,795.....6th		2,440.....24th		4,235.....19th		296
1974	945	265	1,808.....13th		2,583.....24th		4,391.....21st		294
1975	901	247	1,974.....13th		2,032.....7th		4,006.....9th		307
1976	903	222	1,709.....3rd		2,026.....12th		3,735.....8th		206
1977	941	217	1,530.....1st		2,244.....25th		3,774.....9th		148
1978	1,016	251	1,979.....6th		2,469.....8th		4,448.....6th		198
1979	1,033	273	1,693.....1st		3,159.....23rd		4,852.....10th		262
1980	1,043	303	2,117.....20th		3,125.....15th		5,242.....15th		323
1981	999	268	1,992.....13th		2,868.....5th		4,860.....6th		289
1982*	616	176	935.....7th		2,234.....26th		3,169.....24th		226
1983	1,099	321	1,938.....10th		3,673.....23rd		5,611.....21st		327
1984	1,123	308	1,664.....5th		4,023.....27th		5,687.....25th		241
1985	1,069	290	1,973.....14th		3,206.....14th		5,179.....13th		329
1986	1,026	291	1,651.....5th		3,296.....16th		4,947.....9th		327
1987	941	277	2,017.....20th		2,796.....5th		4,813.....9th		288
1988	1,055	316	2,538.....27th		2,933.....7th		5,471.....22nd		352
1989	977	246	1,580.....6th		2,827.....3rd		4,407.....3rd		226
1990	969	306	1,963.....17th		3,382.....21st		5,345.....20th		374
1991	939	242	1,794.....19th		2,755.....3rd		4,549.....5th		235
1992	1,001	283	1,963.....23rd		3,120.....14th		5,083.....22nd		329
1993	1,005	280	1,418.....4th		3,731.....27th		5,149.....19th		284
1994	1,023	303	1,752.....16th		4,155.....28th		5,907.....28th		396
1995	1,010	322	1,895.....23rd		3,298.....9th		5,193.....15th		345
1996	951	261	1,331.....1st		3,139.....10th		4,470.....4th		275
1997	951	258	1,803.....16th		2,868.....5th		4,671.....5th		287
1998	999	283	1,287.....3rd		3,648.....26th		4,935.....11th		309
1999	961	267	1,737.....19th		3,016.....8th		4,753.....7th		318
2000	962	294	1,598.....7th		3,946.....31st		5,554.....24th		369
2001	960	292	1,492.....6th		3,282.....16th		4,774.....8th		339
2002	985	298	1,489.....4th		3,337.....17th		4,826.....6th		344
2003	910	241	1,605.....7th		2,828.....6th		4,433.....4th		301

\*players strike; nine-game season

League rankings for 1960-69 reflect American Football League ranking.  
The AFL had eight teams from 1960-65, nine teams from 1966-67 and 10 teams from 1968-69.  
The NFL had 26 teams from 1970-75, 28 teams from 1976-94; 30 teams from 1995-98; 31 teams from 1999-2001  
and 32 teams from 2002-Present.



# INDIVIDUAL YEAR-BY-YEAR LEADERS

## RUSHING

	YARDS	ATTEMPTS	AVG. (min. 100 att.)	TOUCHDOWNS
1960	Rolle.....501	Rolle.....130	Mingo.....3.9	Mingo.....4
1961	Stone.....505	Stone.....127	Stone.....4.0	Bukaty.....5
1962	Stone.....360	Stone.....94	Stone.....3.8	Mingo.....4
1963	Joe.....649	Joe.....154	Joe.....4.2	Joe.....4
1964	Mitchell.....590	Mitchell.....177	Joe.....3.7	Mitchell.....5
1965	Gilchrist.....954	Gilchrist.....252	Hayes.....4.1	Gilchrist.....6
1966	Hayes.....411	Haynes.....129	Hayes.....3.9	Haynes/Chobian.....2
1967	Little.....381	Little.....130	Little.....2.9	Hickey/Hayes.....4
1968	Little.....584	Little.....158	Little.....3.7	Lynch.....4
1969	Little.....729	Little.....146	Little.....5.0	Little.....6
1970	Little.....901	Little.....209	Little.....4.3	Crenshaw.....5
1971	Little.....1,133	Little.....284	Little.....4.0	Little.....6
1972	Little.....859	Little.....216	Little.....4.0	Little.....9
1973	Little.....979	Little.....256	Dawkins.....4.4	Little.....12
1974	Armstrong.....1,407	Armstrong.....263	Armstrong.....5.3	Keyworth.....10
1975	Keyworth.....725	Keyworth.....182	Keyworth.....4.0	Keyworth/Lynch.....3
1976	Armstrong.....1,008	Armstrong.....247	Armstrong.....4.1	Armstrong.....5
1977	Armstrong.....489	Armstrong.....130	Perrin.....4.1	Armstrong.....4
1978	Perrin.....455	Armstrong/Keyworth.....112	Perrin.....4.2	Perrin.....4
1979	Armstrong.....453	Armstrong.....108	Armstrong.....4.2	Lytle.....4
1980	Jensen.....476	Preston.....111	Jensen.....4.7	Armstrong/Preston.....4
1981	Parros.....749	Preston.....183	Parros.....4.3	Lytle.....4
1982	Willhite.....347	Parros.....77	Willhite.....5.0	Willhite.....2
1983	Winder.....757	Winder.....196	Winder.....3.9	Poole.....4
1984	Winder.....1,153	Winder.....296	Winder.....3.9	Winder.....4
1985	Winder.....714	Winder.....199	Winder.....3.6	Winder.....8
1986	Winder.....789	Winder.....240	Winder.....3.3	Winder.....9
1987	Winder.....741	Winder.....196	Winder.....3.8	Winder.....6
1988	Dorsett.....703	Dorsett.....181	Dorsett.....3.9	Dorsett.....5
1989	Humphrey.....1,151	Humphrey.....294	Humphrey.....3.9	Humphrey.....7
1990	Humphrey.....1,202	Humphrey.....288	Humphrey.....4.2	Humphrey.....7
1991	Green.....1,037	Green.....261	Green.....4.0	Elway.....6
1992	Green.....648	Green.....161	Green.....4.0	Lewis.....4
1993	Bernstine.....816	Bernstine.....223	Bernstine.....3.7	Delpino.....8
1994	L. Russell.....690	L. Russell.....190	L. Russell.....3.3	L. Russell.....9
1995	Davis.....1,117	Davis.....237	Davis.....4.7	Davis.....7
1996	Davis.....1,538	Davis.....345	Davis.....4.5	Davis.....13
1997	Davis.....1,750	Davis.....369	Davis.....4.7	Davis.....15
1998	<b>Davis.....2,008</b>	<b>Davis.....392</b>	Davis.....5.1	<b>Davis.....21</b>
1999	Gary.....1,159	Gary.....276	Gary.....4.2	Gary.....7
2000	Anderson.....1,487	Anderson.....297	Anderson.....5.0	Anderson.....15
2001	Davis.....701	Anderson.....175	Davis.....4.2	Anderson.....4
2002	Portis.....1,508	Portis.....273	<b>Portis.....5.5</b>	Portis.....15
2003	Portis.....1,591	Portis.....290	Portis.....5.5	Portis.....14

## PASSING

	YARDS	ATTEMPTS	COMPLETIONS
1960	Tripucka.....3,038	Tripucka.....478	Tripucka.....248
1961	Tripucka.....1,690	Tripucka.....344	Tripucka.....167
1962	Tripucka.....2,917	Tripucka.....440	Tripucka.....240
1963	Slaughter.....1,689	Slaughter.....223	Slaughter.....112
1964	Lee.....1,611	Lee.....265	Lee.....133
1965	McCormick.....1,292	McCormick.....253	McCormick.....103
1966	Choboian.....1,110	McCormick.....193	Choboian.....82
1967	Tensi.....1,915	Tensi.....325	Tensi.....131
1968	Briscoe.....1,589	Briscoe.....224	Briscoe.....93
1969	Tensi.....1,990	Tensi.....286	Tensi.....131
1970	Liske.....1,340	Liske.....238	Liske.....112
1971	Ramsey.....1,120	Ramsey.....178	Horn.....89
1972	Johnson.....1,783	Johnson.....238	Johnson.....132
1973	Johnson.....2,465	Johnson.....346	Johnson.....184
1974	Johnson.....1,969	Johnson.....244	Johnson.....136
1975	Ramsey.....1,562	Ramsey.....233	Ramsey.....128
1976	Ramsey.....1,931	Ramsey.....270	Ramsey.....128
1977	Morton.....1,929	Morton.....254	Morton.....131
1978	Morton.....1,802	Morton.....267	Morton.....146
1979	Morton.....2,626	Morton.....370	Morton.....204
1980	Morton.....2,150	Morton.....301	Morton.....183
1981	Morton.....3,195	Morton.....376	Morton.....225
1982	DeBerg.....1,405	DeBerg.....223	DeBerg.....131
1983	Elway.....1,663	Elway.....259	Elway.....123
1984	Elway.....2,598	Elway.....380	Elway.....214
1985	Elway.....3,891	<b>Elway.....605</b>	Elway.....327
1986	Elway.....3,485	Elway.....504	Elway.....280
1987	Elway.....3,198	Elway.....410	Elway.....224
1988	Elway.....3,309	Elway.....496	Elway.....274
1989	Elway.....3,051	Elway.....416	Elway.....223
1990	Elway.....3,526	Elway.....502	Elway.....294
1991	Elway.....3,253	Elway.....451	Elway.....242
1992	Elway.....2,242	Elway.....316	Elway.....174
1993	<b>Elway.....4,030</b>	Elway.....551	<b>Elway.....348</b>
1994	Elway.....3,490	Elway.....494	Elway.....307
1995	Elway.....3,970	Elway.....542	Elway.....316
1996	Elway.....3,328	Elway.....466	Elway.....287
1997	Elway.....3,635	Elway.....502	Elway.....280
1998	Elway.....2,806	Elway.....356	Elway.....210
1999	Griese.....3,032	Griese.....452	Griese.....261
2000	Griese.....2,688	Griese.....336	Griese.....216
2001	Griese.....2,827	Griese.....451	Griese.....275
2001	Griese.....2,827	Griese.....451	Griese.....275
2002	Griese.....3,214	Griese.....436	Griese.....291
2003	Plummer.....2,182	Plummer.....302	Plummer.....189



## PASSING, CONT.

	COMP. PCT. (min. 50 att.)	TOUCHDOWNS	INTERCEPTIONS
1960	Tripucka ..... .519	Tripucka .....24	Tripucka .....34
1961	Tripucka ..... .486	Tripucka .....10	Herring .....22
1962	Tripucka ..... .545	Tripucka .....17	Tripucka .....25
1963	Slaughter ..... .502	Slaughter .....12	Slaughter .....14
1964	Slaughter ..... .513	Lee .....11	Lee .....20
1965	Slaughter ..... .510	McCormick .....7	McCormick .....14
1966	Choboian ..... .503	McCormick .....6	McCormick .....15
1967	Tensi ..... .403	Tensi .....16	Tensi .....17
1968	Briscoe ..... .415	Briscoe .....14	Briscoe .....13
1969	Tensi ..... .458	Tensi .....14	Tensi .....12
1970	Liske ..... .471	Liske .....7	Liske .....11
1971	Horn ..... .514	Ramsey .....5	Horn .....14
1972	Johnson ..... .555	Johnson .....14	Johnson .....14
1973	Johnson ..... .532	Johnson .....20	Johnson .....17
1974	Johnson ..... .557	Johnson .....13	Johnson .....9
1975	Ramsey ..... .549	Ramsey .....9	Ramsey .....14
1976	Ramsey ..... .474	Ramsey .....11	Ramsey .....13
1977	Morton ..... .516	Morton .....14	Morton .....8
1978	Weese ..... .632	Morton .....11	Morton .....8
1979	Morton ..... .551	Morton .....16	Morton .....19
1980	Morton ..... .608	Morton .....12	Morton .....13
1981	Morton ..... .598	Morton .....21	Morton .....14
1982	DeBerg ..... .587	DeBerg .....7	DeBerg .....11
1983	DeBerg ..... .553	DeBerg .....9	Elway .....14
1984	Kubiak ..... .587	Elway .....18	Elway .....15
1985	Elway ..... .540	Elway .....22	Elway .....23
1986	Kubiak ..... .605	Elway .....19	Elway .....13
1987	Karcher ..... .549	Elway .....19	Elway .....12
1988	Kubiak ..... .623	Elway .....17	Elway .....19
1989	Kubiak ..... .582	Elway .....18	Elway .....18
1990	Elway ..... .586	Elway .....15	Elway .....14
1991	Elway ..... .537	Elway .....13	Elway .....12
1992	Elway ..... .551	Elway .....10	Elway .....17
1993	Elway ..... .632	Elway .....25	Elway .....10
1994	Elway ..... .621	Elway .....16	Elway .....10
1995	Elway ..... .583	Elway .....26	Elway .....14
1996	Elway ..... .616	Elway .....26	Elway .....14
1997	Elway ..... .558	Elway .....27	Elway .....11
1998	Elway ..... .590	Elway .....22	Elway .....10
1999	Griese ..... .577	Griese .....14	Griese .....14
2000	Griese ..... .643	Griese .....19	Frerotte .....8
2001	Griese ..... .610	Griese .....23	Griese .....19
2002	Griese ..... .667	Griese .....15	Griese .....15
2003	Plummer ..... .626	Plummer .....15	Plummer .....7

## RECEIVING

	RECEPTIONS	YARDS	AVG. (min. 20 rec.)	TOUCHDOWNS
1960	Taylor .....92	Taylor .....1,235	Carmichael .....19.3	Taylor .....12
1961	Taylor .....100	Taylor .....1,176	Frazier .....17.0	Frazier .....6
1962	Taylor .....77	Taylor .....908	Scarpitto .....19.0	Scarpitto .....6
1963	Taylor .....78	Taylor .....1,101	Scarpitto .....22.0	Taylor .....10
1964	Taylor .....76	Taylor .....873	Dixon .....15.7	Taylor .....7
1965	Taylor .....85	Taylor .....1,131	Scarpitto .....18.3	Taylor .....6
1966	Haynes .....46	Denson .....725	Denson .....20.1	Scarpitto .....4
1967	Crabtree/Denson .....46	Denson .....899	Denson .....19.5	Denson .....11
1968	Crabtree .....35	Crabtree .....601	Denson .....17.2	Crabtree/Denson .....5
1969	Denson .....53	Denson .....809	Embree .....16.2	Denson .....10
1970	Denson .....47	Denson .....646	Whalen .....14.0	Whalen .....3
1971	Anderson .....37	Simmons .....403	Simmons .....16.1	Harrison .....2
1972	Sherman .....38	Sherman .....661	Sherman .....17.4	Moses .....5
1973	Odoms .....43	Odoms .....629	Moses .....18.5	Moses .....8
1974	Odoms .....42	Odoms .....639	Moses .....16.4	Odoms .....6
1975	Keyworth .....42	Odoms .....544	Dolbin .....19.1	Dolbin/Odoms .....3
1976	Armstrong .....39	Moses .....498	Moses .....19.9	Moses .....7
1977	Odoms .....37	Moses .....539	Moses .....20.0	Moses .....4
1978	Odoms .....54	Odoms .....829	Moses .....20.1	Odoms .....6
1979	Upchurch .....64	Moses .....943	Moses .....17.5	Upchurch .....7
1980	Jensen .....49	Moses .....674	Moses .....17.7	Odoms .....6
1981	Watson .....60	Watson .....1,244	Watson .....20.7	Watson .....13
1982	Parros .....37	Watson .....555	Upchurch .....15.7	Upchurch .....3
1983	Watson .....59	Watson .....1,133	Watson .....19.2	Watson .....5
1984	Watson .....69	Watson .....1,170	Watson .....17.0	Watson .....7
1985	Watson .....61	Watson .....915	Sampson .....16.6	Watson .....5
1986	Willhite .....64	Jackson .....738	Jackson .....19.4	Winder .....5
1987	V. Johnson .....42	V. Johnson .....684	Nattiel .....20.3	V. Johnson .....7
1988	V. Johnson .....68	V. Johnson .....896	Jackson .....18.5	Jackson .....6
1989	V. Johnson .....76	V. Johnson .....1,095	Young .....18.3	V. Johnson .....7
1990	Jackson .....57	Jackson .....926	Jackson .....16.2	Jackson/Young .....4
1991	Young .....44	Young .....629	Jackson .....18.3	V. Johnson .....3
1992	Sharpe .....53	Jackson .....745	Marshall .....19.0	Jackson .....8
1993	Sharpe .....81	Sharpe .....995	Russell .....16.3	Sharpe .....9
1994	Sharpe .....87	Miller .....1,107	Miller .....18.5	Miller .....5
1995	Sharpe .....63	Miller .....1,079	Miller .....18.3	Miller .....14
1996	Sharpe .....80	Sharpe .....1,062	Sharpe .....13.3	Sharpe .....10
1997	Sharpe .....72	R. Smith .....1,180	R. Smith .....16.9	R. Smith .....12
1998	R. Smith .....86	R. Smith .....1,222	McCaffrey .....16.5	McCaffrey/Sharpe .....10
1999	R. Smith .....79	R. Smith .....1,020	Chamberlain .....15.3	McCaffrey .....7
2000	McCaffrey .....101	R. Smith .....1,602	R. Smith .....16.0	McCaffrey .....9
2001	R. Smith .....113	R. Smith .....1,343	R. Smith .....11.9	R. Smith .....11
2002	R. Smith .....89	R. Smith .....1,027	Lelie .....15.0	R. Smith .....5
2003	R. Smith .....74	R. Smith .....845	Lelie .....17.0	Sharpe .....8



## INTERCEPTIONS

	INTERCEPTIONS	RETURN YARDS
1960	Gonsoulin .....11	Gonsoulin .....98
1961	Nugent .....7	McNamara .....85
1962	Gonsoulin .....7	Zeman .....133
1963	Gonsoulin .....6	Gonsoulin .....64
1964	Brown .....9	Brown .....140
1965	Gonsoulin .....6	Wilson .....118
1966	Brown/Sellers .....3	Brown .....37
1967	Sellers .....7	Wilson .....153
1968	Jaquess .....5	Jaquess .....64
1969	Thompson .....3	Thompson .....92
1970	Martha .....6	Martha .....99
1971	Thompson .....5	Thompson .....83
1972	Mitchell .....3	Preece .....30
1973	Jones .....4	Thompson .....96
1974	Jones/Thompson .....5	Thompson .....105
1975	Gradishar .....3	Thompson .....97
1976	Jackson .....7	Jackson .....136
1977	Thompson .....5	Wright .....128
1978	B. Jackson/Foley .....6	B. Jackson .....128
1979	Foley .....6	Thompson .....57
1980	Foley .....4	Foley .....115
1981	Foley .....5	Foley .....81
1982	Kyle .....3	Smith .....29
1983	Wright .....6	Harden .....127
1984	Foley/Harden .....6	Mecklenburg .....105
1985	Harden/L. Wright .....5	Harden .....100
1986	Harden .....6	Harden .....179
1987	Harden .....4	Clark .....105
1988	Harden .....4	Robbins .....66
1989	Braxton .....6	Braxton .....103
1990	Atwater/Henderson/Montgomery ....2	Henderson .....71
1991	Atwater/Smith .....5	Atwater .....104
1992	Henderson/Smith .....4	Henderson .....79
1993	Smith/Braxton .....3	Atwater .....81
1994	Crockett/Hilliard/R. Jones .....2	Atwater .....24
1995	Atwater .....3	Atwater .....54
1996	Braxton .....9	Braxton .....128
1997	Braxton/Crockett/Gordon .....4	Braxton .....113
1998	Gordon .....4	Gordon .....125
1999	James .....5	James .....59
2000	Buckley .....6	Buckley .....110
2001	O'Neal .....9	O'Neal .....115
2002	O'Neal .....5	O'Neal .....70
2003	K. Herndon .....3	K. Herndon .....19

## PUNT RETURNS

	PUNT RETURNS	YARDS	AVG. (min. 10)
1960	Carmichael .....15	Carmichael .....101	Carmichael .....6.7
1961	Frazier .....18	Frazier .....231	Frazier .....12.8
1962	Mingo .....7	Zeman .....59	Zeman .....11.8
1963	Mitchell .....12	Mitchell .....141	Mitchell .....11.7
1964	Barry .....16	Barry .....149	Barry .....9.3
1965	Barry .....21	Barry .....210	Barry .....10.0
1966	Haynes .....10	Haynes .....119	Haynes .....11.9
1967	Little .....16	Little .....270	Little .....16.9
1968	Little .....24	Little .....261	Little .....10.9
1969	Thompson .....25	Thompson .....288	Thompson .....11.5
1970	Thompson .....23	Thompson .....233	Thompson .....10.1
1971	Thompson .....29	Thompson .....274	Thompson .....9.4
1972	Sherman .....10	Sherman .....89	Sherman .....8.9
1973	Thompson .....30	Thompson .....366	Thompson .....12.2
1974	Thompson .....26	Thompson .....350	Thompson .....13.5
1975	Upchurch .....27	Upchurch .....312	Thompson .....12.2
1976	Upchurch .....39	Upchurch .....536	Upchurch .....13.7
1977	Upchurch .....51	Upchurch .....653	Upchurch .....12.8
1978	Upchurch .....36	Upchurch .....493	Upchurch .....13.7
1979	Upchurch .....30	Upchurch .....304	Upchurch .....10.1
1980	Upchurch .....37	Upchurch .....353	Upchurch .....9.5
1981	Manning .....41	Manning .....378	Manning .....9.2
1982	Upchurch .....15	Upchurch .....242	Upchurch .....16.1
1983	Thomas .....33	Thomas .....368	Thomas .....11.2
1984	Willhite/Thomas .....20	Willhite .....200	Willhite .....10.0
1985	V. Johnson .....30	V. Johnson .....260	Willhite .....10.4
1986	Willhite .....42	Willhite .....468	Willhite .....11.1
1987	Clark .....18	Clark .....233	Clark .....12.9
1988	Nattiel .....22	Nattiel .....218	Nattiel .....9.9
1989	Bell .....21	Bell .....143	V. Johnson .....9.8
1990	Clark .....21	Clark .....159	V. Johnson .....8.4
1991	V. Johnson .....24	V. Johnson .....174	V. Johnson .....7.3
1992	Marshall .....33	Marshall .....349	Marshall .....10.6
1993	Milburn .....40	Milburn .....425	Milburn .....10.6
1994	Milburn .....41	Milburn .....379	Milburn .....9.2
1995	Milburn .....31	Milburn .....354	Milburn .....11.4
1996	Kinchen .....26	Kinchen .....300	R. Smith .....12.3
1997	Gordon .....40	Gordon .....543	Gordon .....13.6
1998	Gordon .....34	Gordon .....379	Gordon .....11.1
1999	Watson .....44	Watson .....334	Watson .....7.6
2000	O'Neal .....34	O'Neal .....354	O'Neal .....10.4
2001	O'Neal .....31	O'Neal .....405	O'Neal .....13.1
2002	O'Neal .....30	O'Neal .....251	O'Neal .....8.4
2003	O'Neal .....33	O'Neal .....315	O'Neal .....9.5



## KICKOFF RETURNS

	KICKOFF RETURNS	YARDS	AVG. (min. 14)
1960	Carmichael .....22	Carmichael .....581	Carmichael .....26.4
1961	Frazier .....18	Frazier .....504	Frazier .....28.0
1962	Frazier .....19	Frazier .....388	Frazier .....20.4
1963	Mitchell .....37	Mitchell .....954	Mitchell .....25.7
1964	Barry .....47	Barry .....1,245	Barry .....26.5
1965	Haynes .....34	Haynes .....901	Haynes .....26.5
1966	Sellers .....19	Sellers .....540	Sellers .....28.4
1967	Little .....35	Little .....942	Little .....26.9
1968	Little .....26	Little .....649	Little .....25.0
1969	Williams .....23	Williams .....574	Thompson .....28.5
1970	Anderson .....21	Anderson .....520	Anderson .....24.8
1971	Anderson .....8	Little .....199	Little .....28.3
1972	Montgomery .....29	Montgomery .....756	Montgomery .....26.1
1973	Armstrong .....20	Armstrong .....472	Armstrong .....23.6
1974	Armstrong .....16	Armstrong .....386	Armstrong .....24.1
1975	Upchurch .....40	Upchurch .....1,084	Upchurch .....27.1
1976	Upchurch .....22	Upchurch .....514	Perrin .....27.9
1977	Upchurch .....20	Upchurch .....456	Upchurch .....22.8
1978	Perrin .....12	Perrin .....256	Upchurch .....27.8
1979	Pane .....18	Pane .....354	Pane .....19.7
1980	Brunson .....40	Brunson .....923	Brunson .....23.1
1981	Manning .....26	Manning .....514	Manning .....19.8
1982	Willhite .....17	Manning .....346	Manning .....23.1
1983	Thomas .....24	Thomas .....573	Thomas .....20.5
1984	Lang .....19	Lang .....404	Lang .....21.3
1985	V. Johnson .....30	V. Johnson .....740	V. Johnson .....24.7
1986	Bell .....23	Bell .....531	Bell .....23.1
1987	Bell .....15	Bell .....323	Swanson .....26.0
1988	Bell .....36	Bell .....762	Bell .....21.2
1989	Bell .....30	Bell .....602	Bell .....20.1
1990	Clark .....20	Clark .....505	Clark .....25.3
1991	Montgomery .....26	Montgomery .....488	Montgomery .....18.8
1992	Montgomery .....21	Montgomery .....466	Montgomery .....22.2
1993	Russell .....18	Russell .....374	Russell .....20.8
1994	Milburn .....37	Milburn .....793	By'not'e .....22.7
1995	Milburn .....47	Milburn .....1,269	Milburn .....27.0
1996	Hebron .....45	Hebron .....1,099	Hebron .....24.4
1997	Hebron .....43	Hebron .....1,009	Hebron .....23.5
1998	Hebron .....46	Hebron .....1,216	Hebron .....26.4
1999	Watson .....48	Watson .....1,138	Watson .....23.7
2000	O'Neal .....46	O'Neal .....1,102	O'Neal .....24.0
2001	Cole .....48	Cole .....1,127	Kasper .....26.6
2002	Droughns .....20	Droughns .....516	Kasper .....26.2
2003	Cole .....30	Cole .....714	Cole .....23.8

## SCORING

	TOUCHDOWNS	FIELD GOALS	POINTS
1960	Taylor .....12	Mingo .....18-28, .643	Mingo .....123
1961	Frazier/Stone .....8	Hill .....5-15, .333	Frazier .....50
1962	Scarpitto .....6	Mingo .....27-39, .692	Mingo .....137
1963	Taylor .....10	Mingo .....16-30, .533	Mingo .....83
1964	Taylor .....7	Mingo .....8-12, .667	Taylor .....42
1965	Hayes/Gilchrist .....7	Kroner .....13-29, .448	Kroner .....71
1966	Scarpitto .....5	Kroner .....14-25, .560	Kroner .....62
1967	Denson .....11	Humphreys .. 7-15, .467	Denson .....66
1968	Crabtree/Little/Denson...5	Howfield .... 9-18, .500	Howfield .....57
1969	Denson .....10	Howfield ...13-29, .448	Howfield .....75
1970	Crenshaw .....6	Howfield ...18-32, .563	Howfield .....81
1971	Little .....6	Turner .....25-38, .658	Turner .....93
1972	Little .....13	Turner .....20-29, .690	Turner .....97
1973	Little .....13	Turner .....22-33, .667	Turner .....106
1974	Armstrong .....12	Turner .....11-21, .524	Armstrong .....72
1975	*5 players .....4	Turner .....21-29, .724	Turner .....86
1976	Moses .....7	Turner .....15-21, .714	Turner .....81
1977	**5 players .....4	Turner .....13-19, .684	Turner .....76
1978	Odoms .....6	Turner .....11-22, .500	Turner .....64
1979	Upchurch .....7	Turner .....13-21, .619	Turner .....71
1980	Odoms .....6	Steinfort... 26-34, .765	Steinfort .....110
1981	Watson .....13	Steinfort ...17-30, .567	Steinfort .....87
1982	Upchurch .....5	Karlis .....11-13, .846	Karlis .....48
1983	Watson .....5	Karlis .....21-25, .840	Karlis .....96
1984	Watson .....7	Karlis .....21-28, .750	Karlis .....101
1985	Winder .....8	Karlis .....23-38, .605	Karlis .....110
1986	Winder .....14	Karlis .....20-28, .715	Karlis .....104
1987	V. Johnson/Winder .....7	Karlis .....18-25, .720	Karlis .....91
1988	Jackson/Sewell .....6	Karlis .....23-36, .639	Karlis .....105
1989	Humphrey .....8	Treadwell ...27-33, .818	Treadwell .....120
1990	Humphrey .....7	Treadwell ...25-34, .735	Treadwell .....109
1991	Elway .....6	Treadwell ...27-36, .750	Treadwell .....112
1992	Jackson .....8	Treadwell ...20-24, .833	Treadwell .....88
1993	Sharpe .....9	Elam .....26-35, .743	Elam .....119
1994	L. Russell .....9	Elam .....30-37, .841	Elam .....119
1995	Miller .....14	Elam .....31-38, .816	Elam .....132
1996	Davis .....15	Elam .....21-28, .750	Elam .....109
1997	Davis .....15	Elam .....26-36, .722	Elam .....124
1998	Davis .....23	Elam .....23-27, .852	Davis .....138
1999	Gary/McCaffrey .....7	Elam .....29-36, .806	Elam .....116
2000	Anderson .....15	Elam .....18-24, .750	Elam .....103
2001	R. Smith .....11	Elam .....31-36, .861	Elam .....124
2002	Portis .....17	Elam .....26-36, .722	Elam .....120
2003	Portis .....14	Elam .....27-31, .871	Elam .....120

\*Keyworth, Dolbin, Little, Lynch, Odoms.

\*\*Armstrong, Moses, Morton, Perrin, Upchurch.



## DEFENSE

QUARTERBACK SACKS		TOTAL TACKLES	
1968	R. Jackson .....10.5	R. Jackson .....91	
1969	R. Jackson .....12.5	R. Jackson .....*69	
1970	P. Smith .....11.5	R. Jackson .....*84	
1971	P. Smith .....12	Forsberg .....98	
1972	Alzado .....10.5	Alzado/Graham .....91	
1973	P. Smith .....11	P. Smith .....106	
1974	Alzado .....13	T. Jackson .....116	
1975	Alzado .....7	Gradishar .....177	
1976	Chavous .....8	Gradishar .....198	
1977	Alzado .....8	Gradishar .....219	
1978	Alzado .....9	Gradishar .....286	
1979	Manor .....6.5	Gradishar .....235	
1980	R. Jones .....11.5	Gradishar .....250	
1981	R. Jones .....9.5	Gradishar .....258	
1982	Chavous .....5	Gradishar .....151	
1983	T. Jackson .....5.5	Gradishar .....224	
1984	R. Jones .....11	Busick .....195	
1985	Mecklenburg .....13	Harden .....82	
1986	R. Jones .....13.5	Hunley .....164	
1987	R. Jones .....7	Ryan .....125	
1988	Fletcher .....9	Kragen .....140	
1989	Fletcher .....12	Mecklenburg .....143	
1990	Fletcher .....11	Brooks .....175	
1991	Fletcher .....13.5	Brooks .....153	
1992	Fletcher .....16	Brooks .....170	
1993	Fletcher .....13.5	Atwater .....141	
1994	Fletcher .....7	Alexander .....172	
1995	Perry .....6	Atwater .....148	
1996	A. Williams .....13	Romanowski .....128	
1997	Tanuvasa/A. Williams .....8.5	Mobley .....162	
1998	Pryce/Tanuvasa .....8.5	Mobley .....132	
1999	Pryce .....13	Cadrez .....97	
2000	Pryce .....12	Mobley .....133	
2001	Pryce/Romanowski .....7	Mobley .....133	
2002	Pryce .....9	Wilson .....199	
2003	Berry .....11.5	Wilson .....128	

## BRONCOS ALL-TIME SERVICE RECORDS (REGULAR SEASON)

### Most Seasons with Denver

16	John Elway, 1983-98
14	Tom Jackson, 1973-86
14	Dennis Smith, 1981-94
13	Barney Chavous, 1973-85
13	Paul Howard, 1973-75, 1976-86
13	Ken Lanier, 1981-92, 1994
13	Bill Thompson, 1969-81
12	Tyrone Braxton, 1987-93, '95-99
12	Billy Bryan, 1977-88
12	Rubin Carter, 1975-86
12	Riley Odoms, 1972-83
12	Louis Wright, 1975-86
12	Karl Mecklenburg, 1983-94
12	Shannon Sharpe, 1990-99, '02-03

### Most Games Played with Denver

234	John Elway, 1983-98
191	Tom Jackson, 1973-86
187	Paul Howard, 1973-86
184	Dennis Smith, 1981-94
182	Barney Chavous, 1973-85
180	Karl Mecklenburg, 1983-94
179	Bill Thompson, 1969-81
177	Ken Lanier, 1981-92, 1994
172	Jason Elam, 1993-2003
172	Simon Fletcher, 1985-95
172	Shannon Sharpe, 1990-99, '02-03

### Most Consecutive Games Played

172	Simon Fletcher (1st in '85 through 16th in '95)
166	Ken Lanier (13th in '81 through 16th in '92)
156	Bill Thompson (1st in '71 through 16th in '81)

### Most Consecutive Games Started

156	Bill Thompson (1st in '71 through 16th in '81)
140	Simon Fletcher (1st in '87 through 16th in '95)
131	Ken Lanier (9th in '84 through 16th in '92)

### Most Games Started with Denver

231	John Elway, 1983-98
178	Bill Thompson, 1969-81
177	Tom Jackson, 1973-86
177	Barney Chavous, 1973-85
170	Dennis Smith, 1981-94
163	Louis Wright, 1975-86
155	Steve Atwater, 1989-98
151	Billy Bryan, 1977-88
151	Rubin Carter, 1975-86

## BRONCOS ALL-TIME RECORDS

### INDIVIDUAL RECORDS — OFFENSE

#### TOTAL OFFENSE

##### MOST TOTAL PLAYS

##### Career

8,027	John Elway, 1983-98
1,855	Floyd Little, 1967-75
1,844	Brian Griese, 1998-2002
1,824	Terrell Davis, 1995-2002
1,693	Craig Morton, 1977-82
1,692	Sammy Winder, 1982-90
1,305	Frank Tripucka, 1960-63
1,154	Otis Armstrong, 1973-80
991	Charley Johnson, 1972-75
951	Steve Ramsey, 1971-76

##### Season

655	John Elway, 1985
595	John Elway, 1993
583	John Elway, 1995
557	John Elway, 1986
552	John Elway, 1997
552	John Elway, 1994
552	John Elway, 1990
550	John Elway, 1988
516	John Elway, 1996
515	Frank Tripucka, 1960

##### Game

64	Elway, at Green Bay, 10/10/93
56	Slaughter, at Houston, 12/20/64
56	Tripucka, at Buffalo, 9/15/62
55	Elway, at N.Y. Giants, 11/23/86

##### MOST YARDS TOTAL OFFENSE

##### (COMBINED RUSHING AND PASSING YARDS)

##### Career

54,882	John Elway, 1983-98 (3,407/51,475)
12,279	Brian Griese, 1998-2001 (516/11,763)
12,155	Craig Morton, 1977-82 (260/11,895)
7,651	Frank Tripucka, 1960-63 (-25/7,676)
7,607	Terrell Davis, 1995-2002 (7,607/0)
7,252	Charley Johnson, 1972-75 (14/7,238)
6,437	Steve Ramsey, 1971-76 (-108/6,545)
6,366	Floyd Little, 1967-75 (6,323/43)
5,428	Sammy Winder, 1982-90 (5,428/0)
4,453	Otis Armstrong, 1973-80 (4,453/0)

##### Season

4,183	John Elway, 1993
4,146	John Elway, 1995
4,144	John Elway, 1985
3,853	John Elway, 1997
3,784	John Elway, 1990
3,742	John Elway, 1986
3,725	John Elway, 1994
3,577	John Elway, 1996
3,543	John Elway, 1988
3,511	John Elway, 1991

##### Game

458	Frerotte, vs. San Diego, 11/19/00
447	Tripucka, at Buffalo, 9/15/62
445	C. Johnson, vs. Kansas City, 11/24/74
432	Elway, at Seattle, 12/20/85
405	Elway, vs. Kansas City, 12/6/98
399	Elway, vs. Atlanta, 11/20/94
394	Elway, at Green Bay, 10/10/93
389	Griese, at Kansas City, 10/20/02

387	Elway, at San Diego, 11/29/87
387	Elway, at N.Y. Giants, 11/23/86

##### MOST YARDS TOTAL OFFENSE BY A ROOKIE (COMBINED RUSHING AND PASSING YARDS)

##### Season

1,897	Marlin Briscoe, 1968 (308/1,589)
1,813	Mickey Slaughter, 1963 (124/1,689)
1,809	John Elway, 1983 (146/1,663)

##### Game

368	Elway, vs. Baltimore, 12/11/83 (23/345)
333	Briscoe, vs. Buffalo, 11/24/68 (-2/335)

##### MOST TOTAL YARDS FROM SCRIMMAGE (RUSHING AND RECEIVING)

##### Career

8,940	Rod Smith, 1994-2003 (312/8,628)
8,887	Terrell Davis, 1995-2002 (7,607/1,280)
8,741	Floyd Little, 1967-75 (6,323/2,418)
8,448	Shannon Sharpe, 1990-99, '02-03 (9/8,439)
6,824	Lionel Taylor, 1960-66 (12/6,812)
6,730	Sammy Winder, 1982-90 (5,428/1,302)

##### Season

2,225	Terrell Davis, 1998 (2,008/217)
2,037	Terrell Davis, 1997 (1,750/287)
1,905	Clinton Portis, 2003 (1,591/314)
1,872	Clinton Portis, 2002 (1,508/364)
1,848	Terrell Davis, 1996 (1,538/310)
1,812	Otis Armstrong, 1974 (1,407/405)
1,701	Rod Smith, 2000 (99/1,601)
1,656	Mike Anderson, 2000 (1,487/169)

##### Game

*256	Anderson, at New Orleans, 12/3/00 (251/5)
254	Portis, vs. Kansas City, 12/7/03 (218/36)
246	Portis, vs. Arizona, 12/29/02 (228/18)
236	Davis, at Buffalo, 10/26/97 (207/29)
228	Davis, vs. Cincinnati, 9/21/97 (215/13)
214	Davis, at San Diego, 11/30/97 (178/36)
213	Davis, vs. Baltimore, 10/20/96 (194/19)
212	Davis, vs. Jacksonville, 10/25/98 (136/76)

\* - NFL Rookie Record

##### MOST TOTAL YARDS FROM SCRIMMAGE BY A ROOKIE (RUSHING AND RECEIVING)

##### Season

1,872	Clinton Portis, 2002 (1,508/364)
1,656	Mike Anderson, 2000 (1,487/169)
1,484	Terrell Davis, 1995 (1,117/367)

##### Game

*256	Anderson, at New Orleans, 12/3/00 (251/5)
246	Portis, vs. Arizona, 12/29/02 (228/18)
209	Anderson, at Seattle, 11/26/00 (195/14)

\* - NFL Rookie Record

##### MOST COMBINED YARDAGE (RUSHING/RECEIVING/RETURNS)

##### Career

12,157	Floyd Little, 1967-75 (6,323/2,418/3,416)
10,081	Rick Upchurch, 1975-83 (349/4,369/5,363)
9,455	Rod Smith, 1994-2003 (312/8,628/515)
8,887	Terrell Davis, 1995-2002 (7,607/1,280/0)
8,448	Shannon Sharpe, 1990-99, '02-03 (9/8,439/0)
7,329	V. Johnson, 1985-93, '95 (44/5,695/1,590)



## INDIVIDUAL RECORDS — OFFENSE

### MOST COMBINED YARDAGE, CONT.

Season	
2,225	Terrell Davis, 1998 (2,008/217/0)
2,080	Glyn Milburn, 1995 (266/191/1,623)
2,037	Terrell Davis, 1997 (1,750/287/0)

### Game

*404	Milburn, vs. Seattle, 12/10/95 (131/45/228)
284	Upchurch, vs. K. City, 9/21/75 (13/153/118)
256	Anderson, at New Orleans, 12/3/00 (251/5/0)

- NFL Record

### MOST COMBINED YARDAGE BY A ROOKIE (RUSHING/RECEIVING/RETURNS)

Season	
1,929	Upchurch, 1975 (97/436/1,396)
1,872	Portis, 2002 (1,508/364/0)
1,656	Anderson, 2000 (1,487/169/0)

### Game

284	Upchurch, vs. K. City, 9/21/75 (13/153/118)
256	Anderson, at New Orleans, 12/3/00 (251/5/0)
246	Portis, vs. Arizona, 12/29/02 (228/18/0)

### BEST AVERAGE GAIN PER PLAY

#### Career (min. 200 plays)

7.30	Craig Morton, 1977-82
7.30	Charley Johnson, 1972-75
7.16	Marlin Briscoe, 1968
7.03	Norris Weese, 1976-79
6.88	Steve Ramsey, 1971-76
6.84	John Elway, 1983-98
6.66	Brian Griese, 1998-2002
6.56	Jake Plummer, 2003
6.34	Jacky Lee, 1964-65
6.15	Pete Liske, 1969-70

#### Season (min. 125 plays)

8.37	Craig Morton, 1981
7.93	Charley Johnson, 1974
7.64	Brian Griese, 2000
7.53	Don Breaux, 1963
7.49	Charley Johnson, 1972
7.45	Steve Ramsey, 1976
7.36	John Elway, 1987
7.21	Steve Deberg, 1983
7.21	Craig Morton, 1977
7.16	Pete Liske, 1969
7.16	Marlin Briscoe, 1968

#### Game (min. 10 plays)

15.70	Morton, vs. San Diego, 9/27/81
14.20	Morton, vs. Detroit, 10/11/81
13.58	C. Johnson, vs. Kansas City, 9/21/75
12.45	C. Johnson, at Oakland, 10/22/72
12.39	Morton, vs. Kansas City, 12/10/78
12.37	Weese, vs. Pittsburgh, 12/16/78
12.17	C. Johnson, vs. San Diego, 10/20/74

## RUSHING

### MOST ATTEMPTS

Career	
1,655	Terrell Davis, 1995-2002
1,641	Floyd Little, 1967-75
1,493	Sammy Winder, 1982-90
1,023	Otis Armstrong, 1973-80
774	John Elway, 1983-98
699	Jon Keyworth, 1974-80
626	Mike Anderson, 2000-03
593	Bobby Humphrey, 1989-91
563	Clinton Portis, 2002-03
479	Dave Preston, 1978-83

### Season

392	Terrell Davis, 1998
369	Terrell Davis, 1997
345	Terrell Davis, 1996
297	Mike Anderson, 2000
296	Sammy Winder, 1984
294	Bobby Humphrey, 1989
290	Clinton Portis, 2003
288	Bobby Humphrey, 1990
284	Floyd Little, 1971
276	Olandis Gary, 1999

### Game

42	Davis, at Buffalo (OT), 10/26/97
38	Portis, vs. Cleveland (OT), 12/14/03
37	Anderson, at New Orleans, 12/3/00
37	Gary, vs. Green Bay, 10/17/99
34	Portis, at Oakland, 11/30/03
34	Davis, at Kansas City, 11/16/97
34	Humphrey, at Buffalo, 9/30/90
34	Winder, at L.A. Raiders, 10/28/84
33	Davis, vs. San Diego, 11/11/01
33	Davis, at New York Jets, 11/5/00

### MOST ATTEMPTS BY A ROOKIE

#### Season

297	Mike Anderson, 2000
294	Bobby Humphrey, 1989
276	Olandis Gary, 1999

#### Game

37	Anderson, at New Orleans, 12/3/00
37	Gary, vs. Green Bay, 10/17/99
32	Anderson, at Oakland, 9/17/00

### MOST RUSHING YARDS

#### Career

7,607	Terrell Davis, 1995-2002
6,323	Floyd Little, 1967-75
5,428	Sammy Winder, 1982-90
4,453	Otis Armstrong, 1973-80
3,407	John Elway, 1983-98
3,099	Clinton Portis, 2002-03
2,808	Mike Anderson, 2000-03
2,653	Jon Keyworth, 1974-80
2,386	Bobby Humphrey, 1989-91
1,793	Dave Preston, 1978-83

#### Season

2,008	Terrell Davis, 1998
1,750	Terrell Davis, 1997
1,591	Clinton Portis, 2003
1,538	Terrell Davis, 1996
1,508	Clinton Portis, 2002
1,487	Mike Anderson, 2000
1,407	Otis Armstrong, 1974
1,202	Bobby Humphrey, 1990
1,159	Olandis Gary, 1999
1,153	Sammy Winder, 1984

#### Game

*251	Anderson, at New Orleans, 12/3/00
228	Portis, vs. Arizona, 12/29/02
218	Portis, vs. Kansas City, 12/7/03
215	Davis, vs. Cincinnati, 9/21/97
208	Davis, at Seattle, 10/11/98
207	Davis, at Buffalo (OT), 10/26/97
195	Anderson, at Seattle, 11/26/00
194	Davis, vs. Baltimore, 10/20/96
191	Davis, vs. Dallas, 9/13/98
187	Anderson, at Oakland, 9/17/00

\* - NFL Rookie Record

## INDIVIDUAL RECORDS — OFFENSE

### MOST RUSHING YARDS BY A ROOKIE

Season	
1,508	Clinton Portis, 2002
1,487	Mike Anderson, 2000
1,159	Olandis Gary, 1999

### Game

*251	Anderson, at New Orleans, 12/3/00
228	Portis, vs. Arizona, 12/29/02
195	Anderson, at Seattle, 11/26/00

\* - NFL Rookie Record

### BEST RUSHING AVERAGE

#### Career (min. 100 carries)

5.50	Clinton Portis, 2002-03
4.81	Vaughn Hebron, 1996-98
4.60	Terrell Davis, 1995-2002
4.49	Mike Anderson, 2000-03
4.44	Gerald Willhite, 1982-88
4.40	John Elway, 1983-98
4.35	Otis Armstrong, 1973-80
4.30	Joe Dawkins, 1971-73
4.21	Olandis Gary, 1999-2002
4.20	Gene Mingo, 1960-64

#### Season (min. 100 carries)

5.52	Clinton Portis, 2002
5.49	Clinton Portis, 2003
5.35	Otis Armstrong, 1974
5.12	Terrell Davis, 1998
5.01	Mike Anderson, 2000
4.99	Floyd Little, 1969
4.82	Gerald Willhite, 1984
4.74	Terrell Davis, 1997
4.71	Terrell Davis, 1995
4.71	Jim Jensen, 1980

#### Game (min. 8 rushes)

11.79	Portis, vs. Chicago, 11/23/03
11.00	Rolle, vs. Oakland, 10/2/60
10.75	Portis, at San Diego, 9/14/03
10.38	Joe, at Boston, 10/18/63
10.33	Dawkins, at Kansas City, 10/7/73
10.00	Weese, at Chicago, 12/12/76
9.91	Portis, vs. Kansas City, 12/7/03
9.87	Keyworth, at Oakland, 11/24/74
9.50	Portis, vs. Arizona, 12/29/02
9.50	Anderson, at San Francisco, 9/15/02

### BEST RUSHING AVERAGE BY A ROOKIE

#### Season (min. 100 carries)

5.52	Clinton Portis, 2002
5.01	Mike Anderson, 2000
4.71	Terrell Davis, 1995

#### Game (min. 8 rushes)

10.38	Joe, at Boston, 10/18/63
10.00	Weese, at Chicago, 12/12/76
9.87	Keyworth, at Oakland, 11/24/74

### MOST RUSHING TOUCHDOWNS

#### Career

60	Terrell Davis, 1995-2002
43	Floyd Little, 1967-75
39	Sammy Winder, 1982-90
33	John Elway, 1983-98
29	Clinton Portis, 2002-03
25	Otis Armstrong, 1973-80
24	Mike Anderson, 2000-03
22	Jon Keyworth, 1973-80
17	Gerald Willhite, 1982-88
14	Bobby Humphrey, 1989-91

### Season

21	Terrell Davis, 1998
15	Mike Anderson, 2000
15	Terrell Davis, 1997
15	Clinton Portis, 2002
14	Clinton Portis, 2003
13	Terrell Davis, 1996
12	Floyd Little, 1973
10	Jon Keyworth, 1974
9	Leonard Russell, 1984
9	Sammy Winder, 1986
9	Otis Armstrong, 1974
9	Floyd Little, 1972

### Game

5	Portis, vs. Kansas City, 12/7/03
4	Anderson, at New Orleans, 12/3/00
3	Portis, vs. Arizona, 12/29/02; Davis, vs. Kansas City, 12/6/98; Davis, vs. Jacksonville, 10/25/98; Davis, vs. Dallas, 9/13/98; Davis, vs. Oakland, 11/24/97; Green, vs. San Diego, 9/22/91; Armstrong, vs. Houston, 12/8/74; Keyworth, vs. Kansas City, 11/18/74; Little, vs. Cincinnati, 9/16/73

### MOST RUSHING TDs BY A ROOKIE

#### Season

15	Mike Anderson, 2002
15	Mike Anderson, 2000
7	Olandis Gary, 1999
7	Terrell Davis, 1995
7	Bobby Humphrey, 1989

#### Game

4	Anderson, at New Orleans, 12/3/00
3	Portis, vs. Kansas City, 12/15/02
3	Keyworth, vs. K.C., 11/18/74

### MOST CONSECUTIVE GAMES SCORING BY RUSH

8	Davis, 1998
6	Davis, 1997-98 (last four, first two)
5	Davis, 1997
5	Winder, 1985

### LONGEST SCORING RUN

82	Gene Mingo, vs. Oakland, 10/5/62
80	Mike Anderson, at Seattle, 11/26/00
80	Floyd Little, at San Francisco, 10/25/70
72	Joe Dawkins, at Kansas City, 10/7/73
71	Terrell Davis, vs. Baltimore, 10/20/96
68	Billy Joe, at Boston, 10/18/63
67	Gaston Green, vs. Houston, 10/18/91
66	Billy Van Heusen, vs. Houston, 9/17/72
65	Clinton Portis, at Kansas City, 10/5/03
65	Terrell Davis, at Kansas City, 9/22/96

### LONGEST SCORING RUN BY A ROOKIE

80	Mike Anderson, at Seattle, 11/26/00
68	Billy Joe, at Boston, 10/18/63
60	Terrell Davis, at Houston, 11/26/95

### LONGEST NON-SCORING RUN

71	Olandis Gary, vs. Seattle, 12/19/99
70	Terrell Davis, at Seattle, 10/11/98
68	Henry Bell, vs. Los Angeles, 10/16/60
63	Jim Krieg, vs. San Diego, 12/10/72
62	Lonnie Perrin, vs. Baltimore, 11/27/77
59	Clinton Portis, vs. Chicago, 11/23/03
59	Clinton Portis, vs. Arizona, 12/29/02
58	Clinton Portis, at San Diego, 9/14/03
57	Terrell Davis, vs. Seattle, 12/9/01
57	Gerald Willhite, vs. Kansas City, 9/23/84
51	Billy Joe, vs. New York, 11/15/64
48	Reggie Rivers, at Cleveland, 9/27/92



## INDIVIDUAL RECORDS — OFFENSE

### LONGEST NON-SCORING RUN BY A ROOKIE

71	Olandis Gary, vs. Seattle, 12/19/99
68	Henry Bell, vs. Los Angeles, 10/16/60
63	Jim Krieg, vs. San Diego, 12/10/72

### PASSING

#### WINNING PERCENTAGE AS STARTING QUARTERBACK

9-2 (.818)	Jake Plummer, 2003
148-82-1 (.643)	John Elway, 1983-98
40-24 (.625)	Craig Morton, 1977-82
27-24 (.529)	Brian Griese, 1998-2002
20-18-3 (.524)	Charley Johnson, 1972-75
14-17 (.452)	Steve Ramsey, 1971-76
14-27-1 (.345)	Frank Tripucka, 1960-63
7-14-1 (.341)	Steve Tensi, 1967-70

#### MOST PASSING YARDS

##### Career

51,475	John Elway, 1983-98
11,895	Craig Morton, 1977-82
11,763	Brian Griese, 1998-2002
7,676	Frank Tripucka, 1960-63
7,238	Charley Johnson, 1972-75
6,437	Steve Ramsey, 1971-76
5,153	Steve Tensi, 1967-70
3,819	Steve DeBerg, 1981-83
3,607	Mickey Slaughter, 1963-66
2,791	J. McCormick, 1963, 1965-66, '68

##### Season

4,030	John Elway, 1993
3,970	John Elway, 1995
3,891	John Elway, 1985
3,635	John Elway, 1997
3,526	John Elway, 1990
3,490	John Elway, 1994
3,485	John Elway, 1986
3,328	John Elway, 1996
3,309	John Elway, 1988
3,253	John Elway, 1991
3,214	Brian Griese, 2002

##### Game

462	Frerotte, vs. San Diego, 11/19/00
447	Tripucka, at Buffalo, 9/15/62
445	C. Johnson, vs. Kansas City, 11/18/74
432	Elway, at Seattle, 12/20/85
400	Elway, vs. Kansas City, 12/6/98
382	Elway, vs. Atlanta, 10/23/94
376	Griese, at Kansas City, 10/20/02
376	Tripucka, vs. San Diego, 9/7/62
375	Tripucka, vs. Houston, 11/6/60
371	Elway, vs. San Diego, 9/4/94

#### MOST PASSING YARDS BY A ROOKIE

##### Season

1,689	Mickey Slaughter, 1963
1,663	John Elway, 1983
1,589	Marlin Briscoe, 1968

##### Game

345	Elway, vs. Baltimore, 12/11/83 (23-34)
335	Briscoe vs. Buffalo, 11/24/68 (12-29)

#### MOST ATTEMPTS

##### Career

7,250	John Elway, 1983-98
1,678	Brian Griese, 1998-2001
1,594	Craig Morton, 1977-82

1,277	Frank Tripucka, 1960-63
970	Charley Johnson, 1972-75
919	Steve Ramsey, 1971-76
810	Steve Tensi, 1967-70
584	Mickey Slaughter, 1963-66
546	Steve DeBerg, 1981-83
537	John McCormick, 1963, 1965-66, '68

##### Season

605	John Elway, 1985
551	John Elway, 1993
542	John Elway, 1995
504	John Elway, 1986
502	John Elway, 1997
502	John Elway, 1990
496	John Elway, 1988
494	John Elway, 1994
478	Frank Tripucka, 1962
466	John Elway, 1996

##### Game

59	Elway, at Green Bay, 10/10/93
58	Frerotte, vs. San Diego, 11/19/00
56	Tripucka, at Buffalo, 9/15/62
53	Griese, at Baltimore, 9/30/02
53	Slaughter, at Houston, 12/20/64
52	Tripucka, at Houston, 11/20/60
52	Tripucka, vs. Houston, 11/6/60
50	Griese, at Kansas City, 10/20/02
50	Griese, vs. New England, 10/1/00
50	Elway, vs. San Diego, 11/17/85
49	Elway, at Los Angeles Raiders, 12/4/88

#### MOST ATTEMPTS BY A ROOKIE

##### Season

259	John Elway, 1983
224	Marlin Briscoe, 1968
223	Mickey Slaughter, 1963

##### Game

44	Elway, vs. Baltimore, 12/11/83
29	Briscoe vs. Buffalo, 11/24/68
28	Maddox, at Buffalo, 12/12/92

#### MOST COMPLETIONS

##### Career

4,123	John Elway, 1983-98
1,044	Brian Griese, 1998-2001
907	Craig Morton, 1977-82
662	Frank Tripucka, 1960-63
517	Charley Johnson, 1972-75
456	Steve Ramsey, 1971-76
348	Steve Tensi, 1967-70
314	Steve DeBerg, 1981-83
291	Mickey Slaughter, 1963-66
207	John McCormick, 1963, 1965-66, '68

##### Season

348	John Elway, 1993
327	John Elway, 1985
316	John Elway, 1995
307	John Elway, 1994
294	John Elway, 1990
291	Brian Griese, 2002
287	John Elway, 1996
280	John Elway, 1997
280	John Elway, 1986
274	John Elway, 1988

#### MOST COMPLETIONS, CONT.

##### Game

36	Frerotte, vs. San Diego, 11/19/00
36	Elway, vs. San Diego, 9/4/94
35	Griese, at Baltimore, 9/30/02
34	Griese, vs. Oakland, 11/11/02
34	Slaughter, at Houston, 12/20/64
33	Elway, at Green Bay, 10/10/93
31	Griese, vs. New England, 10/1/00
30	Griese, at Kansas City, 10/20/02
30	Griese, at Cincinnati, 10/22/00
30	Elway, vs. Washington, 9/17/95
30	Elway, vs. Cleveland, 10/30/94
30	Elway, vs. Minnesota, 11/14/93
30	Elway, vs. Seattle, 9/23/90
30	Elway, at Green Bay (at Milwaukee), 9/20/87
30	Tripucka, vs. Houston, 11/6/60

#### MOST COMPLETIONS BY A ROOKIE

##### Season

123	John Elway, 1983
112	Mickey Slaughter, 1963
93	Marlin Briscoe, 1968

##### Game

23	Elway, vs. Baltimore, 12/11/83
18	Maddox, at L.A. Raiders, 11/22/92

#### BEST COMPLETION PERCENTAGE

##### Career (min. 100 passes)

.626	Jake Plummer (189-302), 2003
.626	Hugh Millen (107-171), 1994-95
.622	Brian Griese (1,044-1,6478), 1998-2002
.600	Bubby Brister (96-160), 1997-99
.600	Gus Frerotte (168-280), 2000-01
.581	Steve Beuerlein (68-117), 2002
.581	Gary Kubiak (173-298), 1983-91
.570	Norris Weese (143-251), 1976-79
.569	John Elway (4,123-7,250), 1983-98
.569	Craig Morton (907-1,594), 1977-82

##### Season (min. 50 passes)

.667	Brian Griese (291-436), 2002
.643	Brian Griese (216-336), 2000
.632	John Elway (348-551), 1993
.632	Norris Weese (55-87), 1978
.626	Jake Plummer (189-302), 2003
.623	Gary Kubiak (43-69), 1988
.621	John Elway (307-494), 1994
.618	Hugh Millen (81-131), 1994
.616	John Elway (287-466), 1996
.608	Craig Morton (183-301), 1980

##### Game (min. 10 passes)

.944	Morton, vs. San Diego (17-18), 9/27/81
.917	Elway, at L.A. Raiders (11-12), 11/2/86
.863	Morton, vs. Kansas City (19-22), 12/20/78
.842	Elway, vs. Minnesota (16-19), 11/18/84
.833	Ramsey, vs. Cleveland (10-12), 10/19/75
.826	Millen, at San Francisco (19-23), 12/17/94
.824	Plummer, at Indianapolis (14-17), 12/21/03
.818	Elway, at Kansas City (18-22), 12/4/94
.800	Elway, at Minnesota (8-10), 11/4/90
.783	Griese, at New England (18-23), 10/27/02
.783	Elway, vs. San Diego (36-46), 9/4/94

#### MOST TOUCHDOWN PASSES

##### Career

300	John Elway, 1983-98
74	Craig Morton, 1977-82
71	Brian Griese, 1998-2002
52	Charley Johnson, 1972-75
51	Frank Tripucka, 1960-63
38	Steve Tensi, 1967-70
35	Steve Ramsey, 1971-76
22	Steve DeBerg, 1981-83
22	Mickey Slaughter, 1963-66
17	John McCormick, 1963, 1965-66, '68

##### Season

27	John Elway, 1997
26	John Elway, 1996
26	John Elway, 1995
25	John Elway, 1993
24	Frank Tripucka, 1960
22	John Elway, 1998
22	John Elway, 1985
21	Craig Morton, 1981
20	Charley Johnson, 1973
19	Brian Griese, 2000
19	John Elway, 1987
19	John Elway, 1986

##### Game

5	Frerotte, vs. San Diego, 11/19/00
5	Elway, vs. Minnesota, 11/18/84
5	Tripucka, vs. Buffalo, 10/28/62
4	16 times, most recently, John Elway, vs. Seattle, 12/27/98

#### MOST TOUCHDOWN PASSES BY A ROOKIE

##### Season

14	Marlin Briscoe, 1968
12	Mickey Slaughter, 1963
7	John Elway, 1983

##### Game

4	Elway, vs. Baltimore, 12/11/83
4	Briscoe, vs. Buffalo, 11/24/68
3	Maddox, vs. Dallas, 12/6/92
3	Briscoe, at San Diego, 10/20/68
3	Briscoe, vs. San Diego, 12/1/68

#### MOST INTERCEPTIONS THROWN

##### Career

226	John Elway, 1983-98
85	Frank Tripucka, 1960-63
65	Craig Morton, 1977-82
58	Steve Ramsey, 1971-76
53	Brian Griese, 1998-2002
52	Charley Johnson, 1972-75
45	Steve Tensi, 1967-70
37	Mickey Slaughter, 1963-66
33	John McCormick, 1963, 1965-66, '68
24	Steve DeBerg, 1981-83

##### Season

34	Frank Tripucka, 1960
25	Frank Tripucka, 1962
23	John Elway, 1985
22	George Herring, 1961
21	Frank Tripucka, 1961
20	Jacky Lee, 1964
19	Brian Griese, 2001
19	John Elway, 1988
19	Craig Morton, 1979
18	John Elway, 1989



## INDIVIDUAL RECORDS — OFFENSE

<b>Game</b>	
6	Horn, at Green Bay, 9/26/71
6	Herring, at Houston, 11/26/61
5	8 times, most recently, John Elway, vs. Kansas City, 12/14/85

### MOST INTERCEPTIONS THROWN BY A ROOKIE

<b>Season</b>	
14	John Elway, 1983
14	Mickey Slaughter, 1963
13	Marlin Briscoe, 1968

<b>Game</b>	
5	Slaughter, vs. Houston, 10/13/63
4	Maddox, vs. Dallas, 12/6/92
4	Elway, at Kansas City, 12/18/83

### BEST INTERCEPTION AVOIDANCE

<b>Career (min. 100 passes)</b>	
.018	Hugh Millen, 1994-95
.023	Jake Plummer, 2003
.030	Gus Frerotte, 2000-01
.031	John Elway, 1983-98
.032	Brian Griese, 1998-2002
.038	Bubby Brister, 1997-99
.039	Craig Morton, 1977-82
.043	Steve Beuerlein, 2002
.043	Don Breaux, 1963
.047	Steve Deberg, 1981-83

### Season (min. 50 passes)

.012	Brian Griese, 2000
.013	Gary Kubiak, 1984
.018	John Elway, 1993
.020	John Elway, 1994
.022	John Elway, 1997
.023	Jake Plummer, 2003
.023	Bubby Brister, 1998
.023	Hugh Millen, 1994
.026	John Elway, 1995
.026	John Elway, 1986

### BEST AVERAGE GAIN PER ATTEMPT

<b>Career (min. 100 attempts)</b>	
7.91	Steve Beuerlein, 2002
7.52	Norris Weese, 1976-79
7.46	Charley Johnson, 1972-75
7.46	Craig Morton, 1977-82
7.44	Gus Frerotte, 2000-01
7.23	Jake Plummer, 2003
7.12	George Shaw, 1962
7.10	John Elway, 1983-98
7.09	Marlin Briscoe, 1968
7.01	Brian Griese, 1998-2002
7.01	Bubby Brister, 1997-99

### Season (min. 50 attempts)

8.65	Jacky Lee, 1965
8.50	Craig Morton, 1981
8.31	Norris Weese, 1978
8.07	Charley Johnson, 1974
8.00	Brian Griese, 2000
7.91	Steve Beuerlein, 2002
7.88	John Elway, 1998
7.84	Steve Ramsey, 1974
7.80	John Elway, 1987

### Game (min. 12 attempts)

17.10	Morton vs. San Diego, 9/27/81
16.45	Johnson vs. Kansas City, 9/21/75
15.70	Morton vs. Detroit, 10/11/81
14.00	Plummer, at Indianapolis, 12/21/03
13.41	Weese vs. Pittsburgh, 12/16/78

### BEST AVERAGE GAIN PER COMPLETION

<b>Career (min. 100 passes)</b>	
17.09	Marlin Briscoe, 1968
15.98	George Shaw, 1962
15.09	Steve Tensi, 1967-70
14.12	Steve Ramsey, 1971-76
14.00	Charley Johnson, 1972-75
13.60	Steve Beuerlein, 2002
13.54	Max Choboian, 1966
13.48	John McCormack, 1963, 1965-66, '68
13.36	Don Breaux, 1963
13.20	Norris Weese, 1976-79

### Season (min. 50 passes)

17.93	John Hufnagel, 1975
17.09	Marlin Briscoe, 1968
16.15	Steve Ramsey, 1972
15.98	George Shaw, 1962
15.73	Jacky Lee, 1965
15.71	Charley Johnson, 1975
15.47	Don Breaux, 1963
15.19	Steve Tensi, 1969
15.09	Steve Ramsey, 1976
15.08	Mickey Slaughter, 1963

### Game (min. 12 passes)

33.64	Lee at Oakland, 12/5/65
33.00	Elway at Cleveland, 10/1/89
27.92	Briscoe vs. Buffalo 11/24/68

### HIGHEST PASSER RATING

<b>Career (min. 500 passes)</b>	
84.1	Brian Griese, 1998-2002
79.9	John Elway, 1983-98
78.8	Craig Morton, 1977-82
73.1	Charley Johnson, 1972-75

### Season (min. 200 passes)

102.9	Brian Griese, 2000
93.0	John Elway, 1998
92.8	John Elway, 1993
91.2	Jake Plummer, 2003
90.5	Craig Morton, 1981

### HIGHEST PASSER RATING BY A ROOKIE

<b>Season (min. 200 passes)</b>	
67.2	Mickey Slaughter, 1963
63.1	Marlin Briscoe, 1968
54.9	John Elway, 1983

### MOST CONSECUTIVE GAMES WITH A TD

23	Griese, 2001-02 (15 games in 2001; did not play in one game, first eight of 2002)
15	Elway, 1995-96 (last 12 games of 1995, first three of 1996)
13	Elway 1985-86 (last 7 games of 1985, first 6 of 1986)
12	Elway 1992-93 (last game of 1992, first 11 games of 1993)
10	Elway, 1996 (5th through 15th; did not play in one game)
10	Johnson 1973-74 (last 8 games of 1973, first 2 games of 1974)
9	Griese, 2000 (1st 3 games, missed one due to injury, then next 6 games)
9	Elway, 1987 (6th through 14th)
9	Morton, 1977 (5th through 13th)
9	Tripucka, 1962 (span of 10 games, did not play 1 game)

### MOST CONSECUTIVE COMPLETIONS

20	Millen, last 7 at L.A. Raiders, 12/11/94 and first 13 at S.F., 12/17/94
18	DeBerg, at L.A. Rams (17), 12/12/82 and vs. Kansas City (1), 12/19/82
17	Griese, at Arizona, 9/23/01
16	Plummer, vs. Detroit, 9/28/03
16	Morton, vs. Kansas City, 12/10/78
14	Elway, vs. Seattle (last 5), 11/2/97 and vs. Carolina (first 9), 11/9/97
12	Griese, at San Diego, 10/8/00
11	Griese, vs. N.Y. Giants, 9/10/01
11	Griese, vs. Oakland, 11/13/00
11	Elway, vs. L.A. Raiders, 11/2/86
11	Elway, vs. Kansas City, (8), 12/14/85 and at Seattle (3), 12/20/85
11	Morton, vs. San Diego, 9/27/81
11	Tensi, at San Diego, 11/23/69

### LONGEST SCORING PASS

97	George Shaw to Jerry Tarr, at Boston, 9/21/63
96	Frank Tripucka to Al Frazier, at Buffalo, 9/15/62
95	Craig Morton to Steve Watson, vs. Detroit, 10/11/81
93	Craig Morton to Steve Watson, vs. San Diego, 9/27/81
90	Charley Johnson to Rick Upchurch, vs. Kansas City, 9/21/75
90	John McCormick to Bob Scarpitto, vs. Houston, 10/17/65
87	Frank Tripucka to Al Frazier, vs. San Diego, 11/12/61
82	Brian Gries to Shannon Sharpe, at Kansas City, 10/20/02
82	Jacky Lee to Al Denson, at Kansas City, 11/1/64
81	Arthur Marshall to Cedric Tillman, vs. Dallas, 12/6/92
81	Craig Morton to Jack Dolbin, at Cincinnati, 10/23/77

### LONGEST NON-SCORING PASS

88	Brian Griese to Byron Chamberlain, vs. Green Bay, 10/17/99
86	John Elway to Vance Johnson, vs. L.A. Raiders, 9/26/88
86	Craig Morton to Steve Watson, vs. Kansas City, 12/6/81
78	John Elway to Rod Smith, vs. Kansas City, 8/31/97
76	Hugh Millen to Anthony Miller, vs. San Francisco 12/17/94
74	Don Horn to Floyd Little, vs. Oakland, 10/10/71
74	Pete Liske to Billy Van Heusen, at New Orleans, 11/22/70
73	John Elway to Steve Watson, at Seattle, 12/15/84
72	Charley Johnson to Floyd Little, vs. San Diego, 10/29/74
71	Brian Griese to Rod Smith, vs. N.Y. Jets, 10/3/99
71	John Elway to Mark Jackson, vs. Kansas City, 10/20/91
71	Pete Liske to Frank Quayle, vs. Cincinnati, 12/14/69

### LONGEST COMPLETION BY A ROOKIE

81	Arthur Marshall - Cedric Tillman vs. Dallas, 12/6/92 (TD)
----	---

## RECEIVING

### MOST RECEPTIONS

<b>Career</b>	
675	Shannon Sharpe, 1990-99, '02-03
633	Rod Smith, 1995-2003
543	Lionel Taylor, 1960-66
462	Ed McCaffrey, 1995-2003
415	Vance Johnson, 1985-93, 1995
396	Riley Odoms, 1972-83
353	Steve Watson, 1979-87
302	Haven Moses, 1972-81
276	Mark Jackson, 1986-92
267	Rick Upchurch, 1975-83

### Season

113	Rod Smith, 2001
101	Ed McCaffrey, 2000
100	Rod Smith, 2000
100	Lionel Taylor, 1961
92	Lionel Taylor, 1960
89	Rod Smith, 2002
87	Shannon Sharpe, 1994
86	Rod Smith, 1998
85	Lionel Taylor, 1965
81	Shannon Sharpe, 1993

### Game

14	Smith, R., at Arizona, 9/23/01
13	Smith, R., vs. New England, 10/1/00
13	Sharpe, vs. San Diego, 10/6/96
13	Anderson, vs. Chicago, 9/30/73
13	Taylor, vs. Oakland, 11/29/64
12	Sharpe, at Kansas City, 10/20/02
12	Taylor, at Boston, 9/21/62
11	Smith, R., vs. San Diego, 11/19/00
11	Taylor, vs. Oakland, 11/21/65
11	Scarpitto, at Houston, 12/20/64
11	Taylor, at New York, 9/24/61
11	Taylor, vs. New York, 12/4/60

### MOST RECEPTIONS BY A ROOKIE

<b>Season</b>	
51	Vance Johnson, 1985
49	Terrell Davis, 1995
47	Al Frazier, 1961

### Game

8	Ashley Lelie, vs. Oakland, 11/11/02
7	Al Frazier, vs. Oakland, 10/15/61
6	Al Frazier, vs. New York, 10/22/61
6	Vance Johnson, vs. San Francisco, 11/11/85

### MOST RECEIVING YARDS

<b>Career</b>	
8,628	Rod Smith, 1995-2003
8,439	Shannon Sharpe, 1990-99, '02-03
6,872	Lionel Taylor, 1960-66
6,200	Ed McCaffrey, 1995-2003
6,112	Steve Watson, 1979-87
5,755	Riley Odoms, 1972-83
5,695	Vance Johnson, 1985-93, 1995
5,450	Haven Moses, 1972-81
4,746	Mark Jackson, 1986-92
4,369	Rick Upchurch, 1975-83

## INDIVIDUAL RECORDS — OFFENSE

<b>Game</b>	
6	Horn, at Green Bay, 9/26/71
6	Herring, at Houston, 11/26/61
5	8 times, most recently, John Elway, vs. Kansas City, 12/14/85
<b>MOST INTERCEPTIONS THROWN BY A ROOKIE</b>	
<b>Season</b>	
14	John Elway, 1983
14	Mickey Slaughter, 1963
13	Marlin Briscoe, 1968
<b>Game</b>	
5	Slaughter, vs. Houston, 10/13/63
4	Maddox, vs. Dallas, 12/6/92
4	Elway, at Kansas City, 12/18/83
<b>BEST INTERCEPTION AVOIDANCE</b>	
<b>Career (min. 100 passes)</b>	
.018	Hugh Millen, 1994-95
.023	Jake Plummer, 2003
.030	Gus Frerotte, 2000-01
.031	John Elway, 1983-98
.032	Brian Griese, 1998-2002
.038	Bubby Brister, 1997-99
.039	Craig Morton, 1977-82
.043	Steve Beuerlein, 2002
.043	Don Breaux, 1963
.047	Steve Deberg, 1981-83
<b>Season (min. 50 passes)</b>	
.012	Brian Griese, 2000
.013	Gary Kubiak, 1984
.018	John Elway, 1993
.020	John Elway, 1994
.022	John Elway, 1997
.023	Jake Plummer, 2003
.023	Bubby Brister, 1998
.023	Hugh Millen, 1994
.026	John Elway, 1995
.026	John Elway, 1986
<b>BEST AVERAGE GAIN PER ATTEMPT</b>	
<b>Career (min. 100 attempts)</b>	
7.91	Steve Beuerlein, 2002
7.52	Norris Weese, 1976-79
7.46	Charley Johnson, 1972-75
7.46	Craig Morton, 1977-82
7.44	Gus Frerotte, 2000-01
7.23	Jake Plummer, 2003
7.12	George Shaw, 1962
7.10	John Elway, 1983-98
7.09	Marlin Briscoe, 1968
7.01	Brian Griese, 1998-2002
7.01	Bubby Brister, 1997-99
<b>Season (min. 50 attempts)</b>	
8.65	Jacky Lee, 1965
8.50	Craig Morton, 1981
8.31	Norris Weese, 1978
8.07	Charley Johnson, 1974
8.00	Brian Griese, 2000
7.91	Steve Beuerlein, 2002
7.88	John Elway, 1998
7.84	Steve Ramsey, 1974
7.80	John Elway, 1987
<b>Game (min. 12 attempts)</b>	
17.10	Morton vs. San Diego, 9/27/81
16.45	Johnson vs. Kansas City, 9/21/75
15.70	Morton vs. Detroit, 10/11/81
14.00	Plummer, at Indianapolis, 12/21/03
13.41	Weese vs. Pittsburgh, 12/16/78



## INDIVIDUAL RECORDS — OFFENSE

### MOST RECEIVING YARDS, CONT.

Season
1,602 Rod Smith, 2000
1,343 Rod Smith, 2001
1,317 Ed McCaffrey, 2000
1,244 Steve Watson, 1981
1,235 Lionel Taylor, 1960
1,222 Rod Smith, 1998
1,180 Rod Smith, 1997
1,176 Lionel Taylor, 1961
1,170 Steve Watson, 1984
1,133 Steve Watson, 1983

### Game

214 Sharpe, at Kansas City, 10/20/02
199 Taylor, vs. Buffalo, 11/27/60
187 Smith, R., vs. San Diego, 11/19/00
183 Watson, at L.A. Rams, 12/12/82
182 Watson, vs. Detroit, 10/11/81
180 Sharpe, vs. Buffalo, 9/3/95
178 Watson, vs. San Diego, 9/27/81
175 Tillman, vs. Atlanta, 11/20/94
174 Sharpe, vs. Carolina, 11/9/97
172 Taylor, vs. Buffalo, 9/18/65

### MOST RECEIVING YARDS BY A ROOKIE

Season
799 Al Frazier, 1961
738 Mark Jackson, 1986
721 Vance Johnson, 1985

### Game

153 Rick Upchurch, vs. Kansas City, 9/21/75
146 Al Frazier, vs. Oakland, 10/15/61
118 Ricky Nattiel, at San Diego, 11/29/87

### MOST TOUCHDOWN RECEPTIONS

Career
55 Shannon Sharpe, 1990-99, '02-03
52 Rod Smith, 1995-2003
46 Ed McCaffrey, 1995-2003
44 Haven Moses, 1972-81
44 Lionel Taylor, 1960-66
41 Riley Odoms, 1972-81
37 Vance Johnson, 1985-93, '95
36 Steve Watson, 1979-87
32 Al Denson, 1964-70
24 three players

### Season

14 Anthony Miller, 1995
13 Steve Watson, 1981
12 Rod Smith, 1997
12 Lionel Taylor, 1960
11 Rod Smith, 2001
11 Al Denson, 1967
10 Ed McCaffrey, 1998
10 Shannon Sharpe, 1998
10 Shannon Sharpe, 1996
10 Al Denson, 1969
10 Lionel Taylor, 1963

### Game

3 Sharpe, vs. San Diego, 11/16/03
3 Smith, R., vs. Cleveland, 10/15/00
3 McCaffrey, vs. Miami, 9/13/99
3 McCaffrey, vs. Baltimore, 10/20/96
3 Sharpe, vs. San Diego, 10/6/96
3 Miller, at Dallas, 9/10/95

3 Sharpe, vs. Kansas City, 12/12/93
3 Watson, vs. Baltimore, 9/20/81
3 Moses, at Houston, 10/14/73
3 Scarpitto, at Buffalo, 12/18/66
3 Taylor, vs. Buffalo, 11/27/60

### MOST TD RECEPTIONS BY A ROOKIE

#### Season

6 Al Frazier, 1961
4 Rick Massie, 1987
3 Vance Johnson, 1985

#### Game

1 many (last by Lelie, vs. Arizona, 12/29/02)
---

### BEST AVERAGE GAIN PER RECEPTION

#### Career (min. 50 receptions)

20.54 Bill Van Heusen, 1968-76
18.05 Haven Moses, 1972-81
17.41 Al Frazier, 1961-63
17.31 Steve Watson, 1979-1987
17.20 Mark Jackson, 1986-92
16.82 Bob Scarpitto, 1962-67
16.80 Mike Haffner, 1968-70
16.77 Jack Dolbin, 1975-79
16.69 Anthony Miller, 1994-96
16.63 Rick Upchurch, 1975-83

#### Season (min. 20 receptions)

22.05 Bob Scarpitto, 1963
20.73 Steve Watson, 1981
20.32 Ricky Nattiel, 1987
20.14 Al Denson, 1966
20.11 Haven Moses, 1974
19.96 Haven Moses, 1977
19.92 Haven Moses, 1976
19.54 Al Denson, 1967
19.42 Mark Jackson, 1986
19.25 Al Carmichael, 1960

#### Game (min. 4 receptions)

41.3 Little vs. Buffalo, 11/24/68
38.0 Tarr at Boston, 9/12/62
36.4 Watson vs. Detroit, 10/11/81

### BEST AVG. GAIN PER REC. BY A ROOKIE

#### Season (min. 20 receptions)

20.32 Ricky Nattiel, 1987
19.42 Mark Jackson, 1986
17.00 Al Frazier, 1961

#### Game (min. 4 receptions)

26.50 Lelie, at Oakland, 12/22/02
23.25 Nattiel, vs. Chicago, 11/6/87
22.11 Taylor, vs. Buffalo, 11/27/60

### MOST CONSECUTIVE GAMES WITH TD

6 Anthony Miller, 1995
6 Lionel Taylor, 1960-61 (last 4 games of 1960, first 2 of '61)
6 Vance Johnson, 1987
6 Al Denson, 1969
5 Steve Watson, 1981
4 Bob Scarpitto, 1963
4 Al Denson, 1967
4 Riley Odoms, 1973
4 Rick Upchurch, 1979

## INDIVIDUAL RECORDS — OFFENSE / SPECIAL TEAMS

### MOST CONSEC. GAMES WITH RECEPTION

76 Rod Smith, 1999-2003 (current)
68 Ed McCaffrey, 1997-2003
62 Lionel Taylor, 1960-64
60 Shannon Sharpe, 1995-99
49 Steve Watson, 1983-86
47 Mark Jackson, 1989-92
41 Anthony Miller, 1994-96
41 Riley Odoms, 1976-79
36 Rod Smith, 1996-98
33 Riley Odoms, 1973-76

### LONGEST RECEPTION BY A ROOKIE

90 Upchurch, (from Charley Johnson), vs. Kansas City, 9/21/75
87 Frazier (from Frank Tripucka), vs. San Diego, 11/12/61 (TD)
71 Quayle (from Pete Liske) vs. Cincinnati, 12/14/69

## PUNTING

### MOST PUNTS

#### Career

641 Tom Rouen, 1993-2002
574 Bill Van Heusen, 1968-76
377 Luke Prestridge, 1979-83
374 Mike Horan, 1986-92
248 Bob Scarpitto, 1965-67
202 Jim Fraser, 1962-64

#### Season

105 Bob Scarpitto, 1967
96 Chris Norman, 1984
96 Bucky Dilts, 1978
92 Chris Norman, 1985
90 Bucky Dilts, 1977
89 Luke Prestridge, 1979
88 Bill Van Heusen, 1970
87 Luke Prestridge, 1983
87 Bill Van Heusen, 1970
86 Luke Prestridge, 1981

#### Game

12 Prestridge, at Buffalo, 10/25/81
12 Van Heusen, vs. Cincinnati, 10/6/68
12 Scarpitto, at Oakland, 9/19/67
11 Rodriguez, vs. Seattle, 11/30/92
11 Norman, vs. Seattle, 10/20/85
11 Scarpitto, vs. Oakland, 11/5/67
10 Prestridge, at Baltimore, 9/11/83
10 Prestridge, vs. Los Angeles, 9/6/79
10 Dilts, at Oakland, 10/16/77
10 Van Heusen, at Cincinnati, 9/12/76
10 Janik, vs. Buffalo, 12/13/64
10 Fraser, vs. N.Y. Jets, 11/15/64

### BEST AVERAGE PER PUNT

#### Career (min. 50 punts)

45.2 Jim Fraser, 1962-64
44.4 Bob Scarpitto, 1965-67
43.9 Tom Rouen, 1993-2002
42.5 Mike Horan, 1986-92
41.9 Bill Van Heusen, 1968-76
41.8 Micah Knorr, 2002-03
41.8 Luke Prestridge, 1979-83

### Season (min. 50 punts)

46.92 Tom Rouen, 1998
46.55 Tom Rouen, 1999
46.09 Jim Fraser, 1963
45.79 Bob Scarpitto, 1966
45.28 Tom Rouen, 2001
45.13 Bill Van Heusen, 1973
45.00 Tom Rouen, 1993
44.89 Bob Scarpitto, 1967
44.79 Jim Fraser, 1964
44.44 Jim Fraser, 1962

### Game (min. 4 punts)

57.20 Horan, vs. L.A. Raiders, 9/26/88
56.60 Norman, vs. Seattle, 11/25/84
55.80 Horan, vs. San Diego, 12/16/90
55.00 Horan, at New England, 10/27/91
54.40 Rouen, at Oakland, 9/20/98
54.20 Rouen, at Oakland, 10/10/99
53.75 Scarpitto, vs. San Diego, 10/22/67
53.50 Fraser, vs. N.Y. Jets, 11/17/63
53.22 Rouen, vs. Kansas City, 12/5/99
52.83 Knorr, vs. Pittsburgh, 10/12/03

### LONGEST PUNT

83 Norman, vs. Kansas City, 9/23/84
78 Van Heusen, vs. Dallas, 12/2/73
76 Rouen, at Oakland, 9/20/98
75 Fraser, at Oakland, 10/14/62
75 Fraser, vs. Boston, 11/11/62
73 Dilts, vs. New York Jets, 11/5/78
72 Scarpitto, vs. Boston, 9/3/67
72 Van Heusen, vs. Oakland, 10/22/73
72 Scarpitto, vs. San Diego, 10/22/67
71 Horan, at New England, 10/27/91
70 Horan, vs. L.A. Raiders, 9/26/88

## PUNT RETURNS

### MOST PUNT RETURNS

#### Career

248 Rick Upchurch, 1975-83
157 Bill Thompson, 1969-81
128 Deltha O'Neal, 2000-03
101 Gerald Willhite, 1982-88
81 Vance Johnson, 1985-91
81 Floyd Little, 1967-75
74 Darrien Gordon, 1997-98
71 Glyn Milburn, 1993-95
55 Charles Greer, 1968-74
55 Ricky Nattiel, 1987-91

#### Season

51 Rick Upchurch, 1977
44 Chris Watson, 1999
42 Gerald Willhite, 1986
41 Glyn Milburn, 1994
41 Wade Manning, 1981
40 Darrien Gordon, 1997
40 Glyn Milburn, 1993
39 Rick Upchurch, 1976
37 Rick Upchurch, 1980
36 Rick Upchurch, 1978



## INDIVIDUAL RECORDS — SPECIAL TEAMS

### MOST PUNT RETURNS, CONT.

Game	
8	Upchurch, vs. Baltimore, 10/22/78
7	R. Smith, vs. Kansas City, 10/27/96
7	Nattiel, vs. L.A. Raiders, 9/26/88
7	Willhite, vs. Kansas City, 11/16/86
7	Upchurch, vs. San Diego, 11/30/75
7	Thompson, at Kansas City, 10/6/74
6	11 times, most recently, Todd Kinchen, vs. N.Y. Jets, 9/1/96

### MOST YARDS ON PUNT RETURNS

Career	
3,008	Rick Upchurch, 1975-83
1,814	Bill Thompson, 1969-81
1,325	Deltha O'Neal, 2000-03
1,010	Gerald Willhite, 1982-88
922	Darrien Gordon, 1997-98
893	Floyd Little, 1967-75
779	Glyn Milburn, 1993-95
689	Vance Johnson, 1985-91
546	Kevin Clark, 1987-88, 1990-91
486	Zach Thomas, 1983-84

### Season

653	Rick Upchurch, 1977
543	Darrien Gordon, 1997
536	Rick Upchurch, 1976
493	Rick Upchurch, 1978
425	Glyn Milburn, 1993
405	Deltha O'Neal, 2001
379	Darrien Gordon, 1998
379	Glyn Milburn, 1994
378	Wade Manning, 1981
368	Zach Thomas, 1983

### Game

168	Darrien Gordon, vs. Carolina, 11/9/97
167	Upchurch, vs. Pittsburgh, 11/6/77
144	Clark, vs. San Diego, 12/27/87
125	Upchurch, vs. Cleveland, 9/26/76
112	Swanson, at Kansas City, 10/18/87
110	Watson, vs. Seattle, 12/19/99
105	Upchurch, vs. Buffalo, 9/25/77
103	Thompson, at Kansas City, 10/6/74
102	Little, at New York, 12/3/67
100	Upchurch, vs. San Diego, 10/3/76

### BEST AVERAGE PER PUNT RETURN

#### Career (min. 15 punts)

12.46	Darrien Gordon, 1997-98
12.29	Rod Smith, 1995-97
12.13	Rick Upchurch, 1975-83
11.89	Gene Mingo, 1960-64
11.55	Bill Thompson, 1969-81
11.54	Todd Kinchen, 1996
11.02	Floyd Little, 1967-75
10.97	Glyn Milburn, 1993-95
10.63	Deltha O'Neal, 2000-02
10.58	Arthur Marshall, 1992

#### Season (min. 10 punt returns)

16.88	Floyd Little, 1967
16.13	Rick Upchurch, 1982
13.74	Rick Upchurch, 1976
13.69	Rick Upchurch, 1978
13.58	Darrien Gordon, 1997
13.46	Bill Thompson, 1974
13.06	Deltha O'Neal, 2001

12.94	Kevin Clark, 1987
12.83	Al Frazier, 1961
12.80	Rick Upchurch, 1977

### LONGEST SCORING PUNT RETURN

94	Gordon, vs. St. Louis Rams, 9/14/97
92	Upchurch, vs. San Diego, 10/3/76
87	Upchurch, vs. Pittsburgh, 11/6/77
86	O'Neal, at Seattle, 10/14/01
82	Gordon, vs. Carolina, 11/9/97
81	Watson, vs. Seattle, 12/19/99
78	Upchurch, vs. Kansas City, 12/19/82
76	Mingo, at Boston, 9/9/60
75	Gordon, vs. Carolina, 11/9/97
75	Upchurch, vs. San Diego, 9/17/78

### LONGEST NON-SCORING PUNT RETURN

60	Thompson, at Baltimore, 11/10/74
59	Thompson, vs. New England, 12/17/72
54	Milburn, vs. Tampa Bay, 12/26/93
54	Mitchell, at Buffalo, 9/20/64
53	O'Neal, vs. Indianapolis, 11/24/02
53	Upchurch, at Kansas City, 9/24/78 (OT)
53	Upchurch, at Seattle, 10/29/78 (OT)
53	Thompson, at New York Jets, 10/28/73
52	Little, vs. New York, 9/21/69
51	Upchurch, vs. Philadelphia, 12/14/75
49	Upchurch, at Detroit, 11/23/78

## KICKOFF RETURNS

### MOST KICKOFF RETURNS

Career	
134	Vaughn Hebron, 1996-98
104	Ken Bell, 1986-89
104	Floyd Little, 1967-75
96	Glyn Miburn, 1993-95
95	Rick Upchurch, 1975-83
89	Chris Cole, 2000-03
73	Odell Barry, 1964-65
61	Alton Montgomery, 1990-92
61	Gene Lang, 1984-87
58	Charlie Mitchell, 1963-67

### Season

48	Chris Cole, 2001
48	Chris Watson, 1999
47	Glyn Milburn, 1995
47	Odell Barry, 1964
46	Deltha O'Neal, 2000
46	Vaughn Hebron, 1998
45	Vaughn Hebron, 1996
43	Vaughn Hebron, 1997
40	Rick Upchurch, 1975
40	Larry Brunson, 1980

### Game

7	Cole, at Oakland, 11/5/01
7	Milburn, at Houston, 11/26/95
7	Milburn, at L.A. Raiders, 12/11/94
7	Bell, at Pittsburgh, 10/23/88
7	Barry, at Kansas City, 11/1/64
6	14 times, last by Cole, vs. N.E., 11/3/03

## INDIVIDUAL RECORDS — SPECIAL TEAMS / DEFENSE

### MOST YARDS ON KICKOFF RETURNS

Career	
3,324	Vaughn Hebron, 1996-98
2,523	Floyd Little, 1967-75
2,355	Rick Upchurch, 1975-83
2,250	Glyn Milburn, 1993-95
2,218	Ken Bell, 1986-89
2,105	Chris Cole, 2000-03
1,856	Odell Barry, 1964-65
1,394	Charlie Mitchell, 1963-67
1,323	Gene Lang, 1984-87
1,240	Alton Montgomery, 1990-92

### Season

1,269	Glyn Milburn, 1995
1,245	Odell Barry, 1964
1,216	Vaughn Hebron, 1998
1,138	Chris Watson, 1999
1,127	Chris Cole, 2001
1,102	Deltha O'Neal, 2000
1,099	Vaughn Hebron, 1996
1,084	Rick Upchurch, 1975
1,009	Vaughn Hebron, 1997
954	Charlie Mitchell, 1963
942	Floyd Little, 1967

### Game

201	Montgomery, at San Diego, 9/24/72
197	Upchurch, vs. Cleveland, 10/19/75
185	Little, at Miami, 9/17/67
182	Cole, at San Diego, 10/21/01
178	Milburn, at Houston, 11/26/95
177	Milburn, vs. San Diego, 11/19/95
162	Cole, at Oakland, 11/5/01
161	Hebron, at Cincinnati, 11/1/98
161	Barry, vs. Boston, 10/4/64
161	Frazier, vs. Kansas City, 9/7/63

### BEST AVERAGE PER KICKOFF RETURN

#### Career (min. 40 returns)

26.28	Abner Haynes, 1965-66
25.42	Odell Barry, 1964-65
25.13	Bill Thompson, 1969-81
24.81	Vaughn Hebron, 1996-98
24.79	Rick Upchurch, 1975-83
24.48	Al Frazier, 1961-63
24.26	Floyd Little, 1967-75
24.03	Charlie Mitchell, 1963-67

#### Season (min. 14 returns)

28.50	Bill Thompson, 1969
28.47	Goldie Sellers, 1966
28.00	Al Frazier, 1961
27.93	Lonnie Perrin, 1976
27.10	Rick Upchurch, 1975
27.00	Glyn Milburn, 1995
26.91	Floyd Little, 1967
26.57	Kevin Kasper, 2001
26.50	Abner Haynes, 1965
26.49	Odell Barry, 1964

### LONGEST SCORING KICKOFF RETURN

100	Sellers, vs. Houston, 9/3/66
100	Wilson, at Kansas City, 10/8/66
95	Hebron, at Miami, 12/21/98
94	Montgomery, at San Diego, 9/24/72
90	Mitchell, at Houston, 9/14/63
90	Frazier, vs. Boston, 12/3/61

### LONGEST NON-SCORING KICKOFF RETURN

89	Little, vs. Oakland, 11/10/68
88	Montgomery, at Oakland, 10/22/72
86	Milburn, vs. San Diego, 11/19/95
83	Madise, at Green Bay, 12/28/03
77	Scott, vs. Kansas City, 10/23/66
76	Stone, at San Diego, 10/29/61
75	Clark, at Minnesota, 11/4/90
71	Watson, vs. N.Y. Jets, 10/3/99
68	Carrington, at Kansas City, 11/12/89
68	Carmichael, at Buffalo, 9/18/60

## INTERCEPTIONS

### MOST INTERCEPTIONS

Career	
44	Steve Foley, 1976-86
43	Goose Gonsoulin, 1960-66
40	Bill Thompson, 1969-81
34	Tyrone Braxton, 1987-93, 1995-99
33	Mike Harden, 1980-88
30	Dennis Smith, 1981-94
26	Louis Wright, 1975-86
24	Steve Atwater, 1989-98
20	Randy Gradishar, 1974-83
20	Tom Jackson, 1973-86

### Season

11	Goose Gonsoulin, 1960
9	Deltha O'Neal, 2001
9	Tyrone Braxton, 1996
9	Willie Brown, 1964
7	Tom Jackson, 1976
7	Goldie Sellers, 1967
7	Goose Gonsoulin, 1964
7	Goose Gonsoulin, 1962
7	Phil Nugent, 1961

### Game

4	O'Neal, vs. Kansas City, 10/7/01
4	Brown, vs. New York, 11/15/64
4	Gonsoulin, at Buffalo, 9/18/60
3	Wilson, vs. Seattle, 11/20/83
3	Smith, vs. L.A. Raiders, 12/8/85
3	Foley, vs. San Diego, 9/27/81
3	Rizzo, at Oakland, 10/16/77
3	Martha, vs. Atlanta, 10/18/70
3	Gonsoulin, vs. Kansas City, 10/11/64
2	60 times (last by O'Neal, vs. San Diego, 10/6/02)

### MOST INTERCEPTIONS BY A ROOKIE

Season	
11	Goose Gonsoulin, 1960
3	Bill Thompson, 1969

### Game

4	Gonsoulin, at Buffalo, 9/18/60
---	--------------------------------

### MOST YARDS ON INTERCEPTION RETURNS

Career	
784	Bill Thompson, 1969-81
643	Mike Harden, 1980-88
623	Tyrone Braxton, 1987-93, 1995-99
622	Steve Foley, 1976-86
542	Goose Gonsoulin, 1960-66
431	Dennis Smith, 1981-94
388	Steve Atwater, 1989-98
360	Louis Wright, 1975-86
355	Tom Jackson, 1973-86
335	Randy Gradishar, 1974-83



## INDIVIDUAL RECORDS — DEFENSE

### MOST YARDS ON INTERCEPTION RETURNS

Season	
179	Mike Harden, 1986
153	Nemiah Wilson, 1967
140	Willie Brown, 1964
136	Tom Jackson, 1976
133	Bob Zeman, 1962
128	Tyrone Braxton, 1996
128	Bernard Jackson, 1978
128	Louis Wright, 1977
127	Mike Harden, 1983
125	Darrien Gordon, 1998
125	Goose Gonsoulin, 1964

Game	
105	Crockett, at Oakland, 9/20/98
93	Gradishar, at Cleveland, 10/5/80
91	Brown, vs. New York, 11/15/64
79	Spencer, vs. Seattle, 12/10/00
73	Jackson, vs. Baltimore, 11/27/77
72	Braxton, vs. Oakland, 11/22/98
70	Moore, at Boston, 11/20/64
70	Wilson, vs. Kansas City, 12/17/67
69	O'Neal, vs. Kansas City, 10/7/01
69	Braxton, vs. Tampa Bay, 9/15/96

### BEST INTERCEPTION RETURN AVERAGE

Career (min. 10 returns)	
23.73	Wymon Henderson, 1989-92
19.60	Bill Thompson, 1969-81
19.48	Mike Harden, 1980-88
18.32	Tyrone Braxton, 1987-93, '95-99
17.75	Tom Jackson, 1973-86
17.60	Jim McMillin, 1960-62, '64-65
17.55	Randy Robbins, 1984-91
16.75	Randy Gradishar, 1974-83
16.17	Steve Atwater, 1989-98
14.36	Dennis Smith, 1981-94

### MOST CONSECUTIVE GAMES WITH AN INT

4	Tyrone Braxton (gms. 12-15 in '96)
3	many times (last by Braxton, '96)

### LONGEST SCORING INTERCEPTION RETURN

93	Gradishar, at Cleveland, 10/5/80
80	Crockett, at Oakland, 9/20/98
79	Spencer, vs. Seattle, 12/10/00
73	Jackson, vs. Baltimore, 11/27/77
70	Wilson, vs. Kansas City, 12/17/67
69	Braxton, vs. Tampa Bay, 9/15/96
65	Wilson, vs. San Diego, 11/7/65
64	Gonsoulin, vs. Oakland, 10/5/62
62	Traylor, at Buffalo, 10/26/97
62	Robbins, at Cleveland, 9/16/84

### LONGEST NON-SCORING INTERCEPTION RETURN

72	Braxton, vs. Oakland, 11/22/98
70	Moore, at Boston, 11/20/64
68	Atwater, vs. San Diego, 9/12/93
65	Smith, at Chicago, 12/20/81
65	Foley (23), lateral to Gradishar (10), lateral to Wright (32), vs. N.Y. Giants, 11/21/76
65	Alliston, at Buffalo, 9/18/60
63	Mecklenburg, at Detroit, 10/7/84
59	Wright, vs. Baltimore, 11/27/77
56	Wright, vs. Dallas, 10/5/86
53	Henderson, at Kansas City, 11/17/91

### ALL INTERCEPTION RETURNS FOR TDs

9/7/03	Gold, at Cincinnati (12 yds.)
11/17/02	O'Neal, at Seattle (22 yds.)
10/6/02	O'Neal, vs. San Diego (28)
10/28/01	Walker, vs. New England (39)
12/10/00	Spencer, vs. Seattle (79)
11/19/00	Spencer, at Seattle (21)
10/15/00	Jenkins, vs. Cleveland (36)
9/24/00	Crockett, vs. Kansas City (26)
9/4/00	Buckley, at St. Louis (32)
11/7/99	Romanowski, at San Diego (18)
9/27/98	Gordon, at Washington (55)
9/20/98	Crockett, at Oakland (80)
11/30/97	Atwater, at San Diego (22)
11/9/97	Braxton, vs. Carolina (27)
10/26/97	Traylor, at Buffalo (62)
10/6/97	Mobley, vs. New England (13)
9/7/97	Gordon, at Seattle (32)
9/15/96	Braxton, vs. Tampa Bay (69)
11/8/92	Henderson, vs. N.Y. Jets (46)
11/17/91	Dimry, at Kansas City (26)
9/1/91	Braxton, vs. Cincinnati (52)
11/22/90	Henderson, at Detroit (49)
9/10/89	Braxton, vs. Kansas City (34)
9/10/89	Robbins, vs. Kansas City (18)
12/27/87	Hunley, vs. San Diego (52)
12/6/87	Haynes, vs. New England (14)
11/2/86	Harden, at L.A. Raiders (40)
9/21/86	Harden, at Philadelphia (32)
12/1/85	Harden, at Pittsburgh (42)
12/15/84	Foley, at Seattle (40)
10/7/84	Woodard, at Detroit (27)
9/23/84	Harden, vs. Kansas City (45)
9/16/84	Robbins, at Cleveland (62)
11/23/80	Latimer, vs. Seattle (15)
10/5/80	Gradishar, at Cleveland (93)
11/5/78	T. Jackson, vs. N.Y. Jets (28)
11/27/77	T. Jackson, vs. Baltimore (73)
10/16/77	Wright, at Oakland (18)
11/14/76	Jackson, at San Diego (46)
11/7/76	Rowser, vs. Tampa Bay (32)
11/7/76	Gradishar, vs. Tampa Bay (31)
9/19/76	Rowser, vs. N.Y. Jets (41)
9/29/75	Gradishar, vs. Green Bay (44)
10/13/74	Thompson, vs. New Orleans (38)
10/28/73	Mitchell, at N.Y. Jets (40)
10/14/73	Thompson, at Houston (59)
10/24/71	Forsberg, at Cleveland (40)
12/7/69	Burrell, at Miami (38)
11/16/69	Thompson, vs. Houston (57)
12/17/67	Wilson, vs. Kansas City (70)
10/22/67	Wilson, vs. San Diego (40)
9/3/67	Sellers, vs. Boston (24)
11/14/65	Bramlett, at Houston (25)
11/7/65	Wilson, vs. San Diego (65)
10/17/65	Griffin, vs. Houston (44)
11/1/64	Janik, at Kansas City (22)
10/6/63	Gonsoulin, vs. San Diego (43)
11/22/62	McMillin, vs. New York (59)
	(48 after lateral from McDaniel)
10/5/62	McGeever, vs. Oakland (48)
10/5/62	Gonsoulin, vs. Oakland (64)
9/30/62	Zeman, at New York (30)
10/2/60	Yelverton, vs. Oakland (20)
9/18/60	Pyeatt, at Buffalo (40)

### FUMBLE RETURNS

#### LONGEST SCORING FUMBLE RETURN

88	Swenson, at San Fran., 11/18/79
86	Wright, at Buffalo, 12/2/79
	(78 after lateral from Gradishar)
80	Thompson, vs. Oakland, 10/22/73

## INDIVIDUAL RECORDS — DEFENSE / SCORING

### LONGEST SCORING FUMBLE RETURN, CONT.

69	McFadin, vs. New York, 11/22/62
64	Smith, vs. New England, 11/4/84
54	Brooks, vs. L.A. Raiders, 9/6/92
51	Williams, vs. Cincinnati, 9/21/97
50	Crockett, at Kansas City, 12/17/95
48	Cooke, at Kansas City, 11/1/64
43	Jones, vs. Cleveland, 9/26/76

### NON-INTERCEPTION RETURNS FOR TOUCHDOWNS

9/22/02	McGlockton (F), vs. Buffalo (24)
12/17/00	Suttle (FKO), at Kansas City (0)
11/13/00	Gold (BP), vs. Oakland (12)
9/17/00	Pryce (F), at Oakland (28)
11/2/97	Johnson (FKO), vs. Seattle (6)
9/21/97	Williams (F), vs. Cincinnati (51)
12/17/95	Crockett (F), at Kansas City (50)
9/6/92	Brooks (F), vs. L.A. Raiders (54)
11/24/91	Powers (F), at Seattle (22)
9/23/90	Mecklenburg (F), vs. Seattle (2)
12/16/89	Mecklenburg (F), at Phoenix (23)
12/9/90	Kragen (F), at Kansas City (17)
11/16/86	Townsend (F), vs. Kansas City (7)
9/7/86	Woodard (F), vs. L.A. Raiders (12)
11/17/85	Wright (BFG), vs. San Diego (60)
11/4/84	Smith (F), vs. New England (64)
10/15/84	Wright (F), vs. Green Bay (27)
10/15/84	Foley (F), vs. Green Bay (22)
10/7/84	Jones (F), at Detroit (5)
11/13/83	Chavous (F), at L.A. Raiders (0)
9/14/80	Thompson (F), vs. Dallas (32)
12/2/79	Wright (F*), at Buffalo (86)
11/18/79	Swenson (F), at San Fran. (86)
11/11/79	Nairne (BP), vs. New Eng. (22)
11/11/79	Carter (F), vs. New England (2)
10/14/79	Thompson (F**), at K.C. (2)
12/3/78	Gradishar (F), at Oakland (30)
11/5/78	Thompson (F), vs. N.Y. Jets (4)
11/7/76	Polti (F***), vs. Tampa Bay (26)
9/23/76	Jones (F), vs. Cleveland (43)
11/23/75	Smith (F), at Atlanta (38)
10/22/73	Thompson (F), vs. Oakland (80)
11/27/66	Bramlett (BFG), vs. S. Diego (86)
10/17/65	Griffin (BP), vs. Houston (10)
9/24/65	Bramlett (F), at Boston (0)
11/8/64	McMillin (F), vs. San Diego (0)
11/1/64	Cooke (F), at Kansas City (46)
10/13/63	McFadin (F), vs. Houston (6)
12/9/62	McMillin (F), at Dallas (9)
11/22/62	McFadin (F), vs. New York (69)
12/10/61	Gavin (BP), at Dallas (23)

F—fumble; FKO—fumble on kickoff; BP—blocked punt; BFG—blocked field goal; \*lateral from Gradishar; \*\*lateral from Swenson; \*\*\*lateral from Swenson.

### SACKS

#### MOST SACKS

Career	
97.5	Simon Fletcher, 1985-95
79.5	Karl Mecklenburg, 1983-94
75.0	Barney Chavous, 1973-85
73.5	Rulon Jones, 1980-88
64.5	Lyle Alzado, 1971-78
60.0	Trevor Pryce, 1997-2003
55.0	Paul Smith, 1968-78
44.0	Tom Jackson, 1973-86
43.0	Rich Jackson, 1967-72
37.5	Dave Costa, 1967-71

### Season

16.0	Simon Fletcher, 1992
13.5	Simon Fletcher, 1993
13.5	Simon Fletcher, 1991
13.5	Rulon Jones, 1986
13.0	Trevor Pryce, 1999
13.0	Alfred Williams, 1996
13.0	Karl Mecklenburg, 1985
13.0	Lyle Alzado, 1974
12.5	Rich Jackson, 1969
12.0	Trevor Pryce, 2000 / Simon Fletcher, 1989 / Paul Smith, 1971

### Game

4	Rich Jackson, at Cincinnati, 10/19/69
4	Dave Costa, at Buffalo, 9/7/70
4	Barney Chavous, at Seattle, 12/21/80
4	Karl Mecklenburg, vs. New Orleans, 9/15/85
4	Karl Mecklenburg, at Pittsburgh, 12/1/85
4	Simon Fletcher, at San Diego, 11/11/90

### MOST SACKS BY A ROOKIE

#### Season

11.5	Rulon Jones, 1980
10.0	Mike Croel, 1991

#### Game

3	Jones, vs. Oakland, 12/14/80
---	------------------------------

### MOST MULTI-SACK GAMES

#### Career

20	Simon Fletcher, 1985-95
16	Barney Chavous, 1973-85
15	Paul Smith, 1968-78
13	Lyle Alzado, 1971-78
11	Rulon Jones, 1980-88
11	Karl Mecklenburg, 1983-94
10	Trevor Pryce, 1997-03
10	Rich Jackson, 1967-72
9	Dave Costa, 1967-71
8	Tom Jackson, 1973-86

### MOST CONSECUTIVE GAMES WITH A SACK

*10	Fletcher (games 10-16 '92; 1-3 '93)
8	Fletcher (games 9-16, 1991)
7	Alzado (games 9-14 '74; gm. 1 '75)
6	Chavous (games 7-12, '74)
6	Jones (games 4-9, '85)
6	Jones (games 3-8, '86)

\* NFL Record

## SCORING

### MOST TOUCHDOWNS SCORED

#### Career

65	Terrell Davis, 1995-2002
54	Floyd Little, 1967-75
53	Rod Smith, 1995-2003
51	Shannon Sharpe, 1990-98, '02-03
48	Sammy Winder, 1982-90
46	Ed McCaffrey, 1995-2003
45	Haven Moses, 1972-81
44	Riley Odums, 1972-83
44	Lionel Taylor, 1960-66
37	Vance Johnson, 1985-93, 1995

#### Season

23	Terrell Davis, 1998
17	Clinton Portis, 2002
15	Mike Anderson, 2000
15	Terrell Davis, 1997



## INDIVIDUAL RECORDS — SCORING

### MOST TOUCHDOWNS SCORED, CONT.

15	Terrell Davis, 1996
14	Clinton Portis, 2003
14	Anthony Miller, 1995
14	Sammy Winder, 1986
13	Steve Watson, 1981
13	Floyd Little, 1973
13	Floyd Little, 1972

### Game

5	Clinton Portis, vs. Kansas City, 12/7/03
4	Clinton Portis, vs. Kansas City, 12/15/02
4	Mike Anderson, at New Orleans, 12/3/00
3	24 times (last by Sharpe, vs. S.D., 11/16/03)

### MOST TDs SCORED BY A ROOKIE

#### Season

17	Clinton Portis, 2002 (15 rush, 2 pass)
15	Mike Anderson, 2000 (15 rush)
12	Lionel Taylor, 1960 (12 pass)
10	Jon Keyworth, 1974 (10 rush)

### Game

4	Portis, vs. Kansas City, 12/15/02
4	Anderson, at New Orleans, 12/3/00 (4 rush)
3	Davis, vs. Washington, 9/17/95 (2 r, 1 p)
3	Taylor, vs. Buffalo, 11/27/60 (3 pass)

### MOST CONSEC. GAMES SCORING, NON-KICKER

8	Davis, 1998
6	Taylor, 1960-61; Denson, '69; Little '72, V. Johnson, '87, Davis, '97-98

### MOST POINTS SCORED

#### Career

1,313	Jason Elam, 1993-2003
742	Jim Turner, 1971-79
655	Rich Karlis, 1982-88
429	David Treadwell, 1989-92
408	Gene Mingo, 1960-64
396	Terrell Davis, 1995-2001
336	Shannon Sharpe, 1990-98, '02-03
326	Rod Smith, 1994-2003
324	Floyd Little, 1967-75
288	Sammy Winder, 1982-90

#### Season

138	Terrell Davis, 1998
137	Gene Mingo, 1962
132	Jason Elam, 1995
127	Jason Elam, 1998
124	Jason Elam, 2001
124	Jason Elam, 1997
123	Gene Mingo, 1960
120	David Treadwell, 1989
120	Jason Elam, 2003
120	Jason Elam, 2002

### Game

30	Portis, vs. Kansas City, 12/7/03
24	Portis, vs. Kansas City, 12/15/02
24	Anderson, at New Orleans, 12/3/00
21	Mingo, at Los Angeles Chargers, 12/10/60
20	Scarpitto, at Buffalo, 12/18/66
20	Mingo, vs. San Diego, 10/6/63
19	Mingo, vs. Oakland, 10/5/62
18	28 times (last, Sharpe, vs. S.D., 11/16/03)

### MOST POINTS SCORED BY A ROOKIE

#### Season

123	Gene Mingo, 1960
120	David Treadwell, 1989
119	Jason Elam, 1993

### Game

24	Portis, vs. Kansas City, 12/15/02
24	Anderson, at New Orleans, 12/3/00
21	Mingo, at Los Angeles Chargers, 12/10/60

### MOST PAT ATTEMPTS

#### Career

451	Jason Elam, 1993-2003
304	Jim Turner, 1971-79
253	Rich Karlis, 1982-88
136	David Treadwell, 1989-92
126	Gene Mingo, 1960-64
95	Bobby Howfield, 1968-70
70	Fred Steinfort, 1979-81

#### Season

58	Jason Elam, 1998
49	Jason Elam, 2000
46	Jason Elam, 1997
46	Jason Elam, 1996
45	Rich Karlis, 1986
44	Rich Karlis, 1985
43	Jason Elam, 2002
42	Jason Elam, 1993
41	Rich Karlis, 1984

### Game

6	Elam, vs. Kansas City, 12/7/03
6	Elam, vs. Dallas, 9/13/98
6	Elam, vs. Baltimore, 10/20/96
6	Treadwell, vs. Cincinnati, 9/1/91
6	Karlis, vs. Minnesota, 11/18/84
6	Steinfort, vs. San Diego, 9/27/81
6	Turner, (6 times: vs. New England, 11/11/79, vs. Tampa Bay, 11/7/76, vs. Cleveland, 9/26/76, vs. N.Y. Jets, 9/19/76, at Houston, 10/14/73, vs. New England, 12/17/72)

### MOST PATs MADE

#### Career

449	Jason Elam, 1993-2003
283	Jim Turner, 1971-79
244	Rich Karlis, 1982-88
132	David Treadwell, 1989-92
120	Gene Mingo, 1960-64

#### Season

58	Jason Elam, 1998
49	Jason Elam, 2000
46	Jason Elam, 1997
46	Jason Elam, 1996
44	Rich Karlis, 1986
42	Jason Elam, 2002
41	Jason Elam, 1993
41	Rich Karlis, 1985
40	Jim Turner, 1973

### Game

6	Elam, vs. Kansas City, 12/7/03
6	Elam, vs. Dallas, 9/13/98
6	Elam, vs. Baltimore, 10/20/96
6	Treadwell, vs. Cincinnati, 9/1/91
6	Karlis, vs. Minnesota, 11/18/84
6	Steinfort, vs. San Diego, 9/27/81
6	Turner, New England, 11/11/79
6	Turner, vs. Tampa Bay, 11/7/76
6	Turner, at Houston, 10/14/73
6	Turner, vs. New England, 12/17/72

### MOST PATs MADE BY A ROOKIE

#### Season

41	Jason Elam, 1993 (42 attempts)
39	David Treadwell, 1989 (40 att.)
33	Gene Mingo, 1960 (36 att.)

## INDIVIDUAL RECORDS — SCORING

### BEST PAT PERCENTAGE

#### Career (min. 20 attempts)

*.996	Jason Elam, 1993-2003
.983	Gary Kroner, 1965-67
.979	Bobby Howfield, 1968-70
.971	David Treadwell, 1989-92
.971	Fred Steinfort, 1979-81
.961	Rich Karlis, 1982-88
.952	Gene Mingo, 1960-64
.931	Jim Turner, 1971-79

\* - NFL Record

#### Season (min. 14 attempts)

1.000	17 times, last by Jason Elam, 2003 (39 of 39)
-------	---

### MOST CONSECUTIVE PATs MADE

*371	Jason Elam (9th gm. in '93-11th '02)
82	Rich Karlis (5th gm. '86-9th '88)
82	Jim Turner (1st gm. '71-9th '73)

\* - NFL Record

### MOST FIELD GOALS ATTEMPTED

#### Career

364	Jason Elam, 1993-2003
233	Jim Turner, 1971-79
193	Rich Karlis, 1982-88
127	David Treadwell, 1989-92
119	Gene Mingo, 1960-64
79	Bobby Howfield, 1968-70
64	Fred Steinfort, 1979-81
56	Gary Kroner, 1965-67

#### Season

39	Gene Mingo, 1962
38	Jason Elam, 1995
38	Rich Karlis, 1985
38	Jim Turner, 1971
37	Jason Elam, 1994
36	Jason Elam, 2002
36	Jason Elam, 2001
36	Jason Elam, 1999
36	Jason Elam, 1997
36	David Treadwell, 1991
36	Rich Karlis, 1988

### Game

7	Karlis, at San Diego, 10/2/88
7	Mingo, vs. San Diego, 10/6/63
6	Elam, at Kansas City, 11/16/97
6	Elam, vs. Buffalo, 9/3/95
6	Steinfort, vs. Oakland, 9/6/81
6	Kroner, vs. Houston, 10/2/66
6	Guesman, vs. Oakland, 11/29/64
5	17 times (last by Elam, vs. Mia., 10/13/02)

### MOST FIELD GOALS MADE

#### Career

288	Jason Elam, 1993-2003
151	Jim Turner, 1971-79
137	Rich Karlis, 1982-88
99	David Treadwell, 1989-92
72	Gene Mingo, 1960-64
43	Fred Steinfort, 1979-81
40	Bobby Howfield, 1968-70
29	Gary Kroner, 1965-67

#### Season

31	Jason Elam, 2001
31	Jason Elam, 1995
30	Jason Elam, 1994
29	Jason Elam, 1999
27	Jason Elam, 2003

27	David Treadwell, 1991
27	David Treadwell, 1989
27	Gene Mingo, 1962
26	Jason Elam, 2002
26	Jason Elam, 1997
26	Jason Elam, 1993
26	Fred Steinfort, 1980

### Game

5	Elam, vs. Miami, 10/13/02
5	Elam, at Kansas City, 11/16/97
5	Elam, vs. Buffalo, 9/3/95
5	Karlis, vs. Seattle, 11/20/83
5	Mingo, vs. San Diego, 10/6/63
4	23 times, last by Elam, vs. St. L., 9/8/02

### MOST FIELD GOALS MADE BY A ROOKIE

#### Season

27	David Treadwell, 1989
26	Jason Elam, 1993
18	Gene Mingo, 1960

### Game

4	Elam, at N.Y. Jets, 9/5/93
4	Treadwell, at Buffalo, 9/18/89

### BEST FIELD GOAL PERCENTAGE

#### Career (min. 20 attempts)

.791	Jason Elam, 1993-2003
.780	David Treadwell, 1989-92
.710	Rich Karlis, 1982-88
.672	Fred Steinfort, 1979-81
.648	Jim Turner, 1971-79
.605	Gene Mingo, 1960-64
.518	Gary Kroner, 1965-67
.506	Bobby Howfield, 1968-70

#### Season (min. 10 attempts)

.871	Jason Elam, 2003 (27-31)
.861	Jason Elam, 2001 (31 of 36)
.852	Jason Elam, 1998 (23 of 27)
.846	Rich Karlis, 1982 (11 of 13)
.840	Rich Karlis, 1983 (21 of 25)
.833	David Treadwell, 1992 (20 of 24)
.818	David Treadwell, 1989 (27 of 33)
.816	Jason Elam, 1995 (31 of 38)
.811	Jason Elam, 1994 (30 of 37)
.806	Jason Elam, 1999 (29 of 36)

\* - NFL record (tie)

### LONGEST FIELD GOALS

63*	Elam, vs. Jacksonville, 10/25/98
57	Steinfort, vs. Washington, 10/13/80
56	Elam, at Houston, 11/26/95
55	Elam, vs. Miami, 10/13/02
55	Elam, at San Diego, 11/7/99
55	Steinfort, at Seattle, 12/21/80
55	Steinfort, vs. Dallas, 9/14/80
54	Elam, vs. Arizona, 12/29/02
54	Elam, at San Diego, 12/1/02
54	Elam, at San Diego, 10/23/94
54	Elam, vs. San Diego, 9/12/93

### MOST CONSECUTIVE GAMES WITH A FIELD GOAL

16	Jason Elam (12th in '02 - 11th in '03)
15	Rich Karlis (13th in '84 - 11th in '85)
13	Jason Elam (6th in '01 - 2nd in '02)

### MOST CONSECUTIVE FIELD GOALS MADE

19	Jason Elam (last 1 in '97 - first 18 in '98)
13	Rich Karlis (last 4 in '84 - first 9 in '85)
11	Jason Elam (last 8 in '94 - first 3 in '95)
11	David Treadwell (13th - 23rd in '89)
11	David Treadwell (first 11 in '89)



## TEAM RECORDS — GENERAL

### MOST CONSECUTIVE GAMES SCORING

157	Jason Elam, 1993-current
69	Rich Karlis, 1984-88

### CHAMPIONSHIPS

#### SUPER BOWL

2	1997, 1998 (XXXII and XXXIII)
---	-------------------------------

#### AMERICAN FOOTBALL CONFERENCE

6	1977, 1986, 1987, 1989, 1997, 1998
---	------------------------------------

#### AFC WESTERN DIVISION

9	1977, 1978, 1984, 1986, 1987, 1989, 1991, 1996, 1998
---	--

#### PLAYOFF BERTHS

15	1977, 1978, 1979, 1983, 1984, 1986, 1987, 1989, 1991, 1993, 1996, 1997, 1998, 2000, 2003
----	--

### STREAKS

#### MOST WINS, ONE SEASON

14	1998
13	1996
13	1984
12	1997
12	1991
12	1977
11	2000
11	1989
11	1986
11	1985

#### MOST CONSECUTIVE WINS

14	1997-98 (last one of '97, first 13 of '98)
10	1984 (games 3-12)
9	1996 (games 5-13)
8	1985-1986 (last two '85, first 6 '86)
8	1976-1977 (last two '76, first 6 '77)
6	2000 (games 9-14)
6	1997 (games 1-6)
6	1991-92 (last four '91, first 2 '92)
6	1977 (games 1-6)

#### MOST CONSECUTIVE GAMES WITHOUT A LOSS

14	1997-98 (last one of '97, first 13 of '98)
10	1984 (games 3-12)
9	1996 (games 5-13)
8	1985-1986 (last two of '85, first six of '86)
8	1976-1977 (last two of '76, first six of '77)
7	1973 (games 5-11)
6	2000 (games 9-14)
6	1997 (games 1-6)
6	1991-92 (last four of '91, first two of '92)
6	1977 (games 1-6)

#### MOST CONSECUTIVE HOME WINS

24	9/1/96 through 12/27/98
12	10/16/83 through 11/18/84
9	10/16/88 through 10/15/89
8	12/1/91 through 11/15/92
8	9/6/81 through 12/13/81
7	12/16/90 through 11/3/91
6	10/12/87 through 12/27/87
6	11/7/76 through 10/9/77

### MOST CONSECUTIVE ROAD WINS

7	12/12/76 through 12/4/77
6	9/20/98 through 11/29/98
4	9/29/96 through 11/24/96
3	10/20/02 through 11/17/02
3	9/30/62 through 11/4/62
2	many (last 11/30/03 through 12/21/03)

### MOST CONSECUTIVE PRESEASON WINS

9	8/22/81 through 8/20/83
7	8/14/76 through 8/20/77
6	9/4/99 through 8/11/01

### MOST CONSECUTIVE PRESEASON HOME WINS

10	7/26/97 through 8/31/01
6	8/22/81 through 8/20/83

### MOST CONSECUTIVE PRESEASON ROAD WINS

4	8/10/02 through 8/16/03 (current)
---	-----------------------------------

### MOST CONSECUTIVE POSTSEASON HOME WINS

6	(1/4/87 through 1/4/92)
---	-------------------------

### MOST CONSECUTIVE POSTSEASON ROAD WINS

2	(1/4/98 through 1/11/98)
---	--------------------------

### MOST CONSECUTIVE LOSSES

11	1963-1964 (last 7 of '63, first 4 of '64)
9	1967 (games 2-10)

### MOST CONSECUTIVE GAMES WITHOUT WIN

14	1963-1964 (last 7 of '63, first 4 of '64)
9	1967 (games 2-10)

### MOST CONSECUTIVE HOME LOSSES

7	9/24/67 through 9/29/68
3	four times (last 10/13/02 through 11/24/02)

### MOST CONSECUTIVE ROAD LOSSES

12	11/9/63 through 9/11/65
6	three times (last 10/12/92 through 12/27/92)
5	many (last 10/23/88 through 12/11/88)

### MOST CONSECUTIVE PRESEASON LOSSES

6	twice (last 8/17/68 through 8/16/69)
5	twice (last 8/21/65 through 8/12/66)
4	8/23/63 through 8/14/64

### MOST CONSECUTIVE PRESEASON HOME LOSSES

4	8/7/65 through 8/28/66
3	8/17/68 through 8/9/69
2	many (last 8/17/68 through 8/23/68)

### MOST CONSECUTIVE PRESEASON ROAD LOSSES

7	8/25/90 through 8/16/93
6	twice (last 8/30/68 through 8/29/70)
5	twice (last 8/14/71 through 8/19/72)

### MOST CONSECUTIVE HOME GAMES W/O WIN

7	9/24/67 through 9/29/68
7	11/1/70 through 10/10/71
6	three times (last 11/21/65 through 9/25/66)

### MOST CONSECUTIVE ROAD GAMES W/O WIN

17	12/2/62 through 9/11/65
6	three times (last 10/12/92 through 12/27/92)
5	many (last 10/23/88 through 12/11/88)

## TEAM RECORDS — SCORING

### SCORING

#### MOST POINTS SCORED

##### Season

501	1998
485	2000
472	1997
392	2002
391	1996
388	1995
381	2003
380	1985
379	1987
378	1986

##### Game

50	vs. San Diego, 10/6/63
48	vs. Tampa Bay, 11/7/76
48	at Houston, 10/14/73
46	vs. New York Jets, 9/19/76
45	vs. Kansas City, 12/7/03
45	vs. Baltimore, 10/20/96
45	vs. Cincinnati, 9/1/91
45	vs. New England, 11/11/79
45	vs. New England, 12/17/72
45	vs. New York Titans, 11/22/62

#### LARGEST MARGIN OF VICTORY

43	vs. New York Jets, 9/19/76 (46-3)
37	at Phoenix, 12/16/89 (37-0)
37	vs. Oakland, 10/5/62 (44-7)
35	vs. San Diego, 12/21/97 (38-3)
35	vs. New England, 11/11/79 (45-10)
35	vs. Tampa Bay, 11/7/76 (48-13)
34	vs. Cleveland, 10/15/00 (44-10)
34	vs. Carolina, 11/9/97 (34-0)
34	vs. Detroit, 11/1/87 (34-0)
31	vs. Cincinnati, 9/1/91 (45-14); vs. San Diego, 9/11/88 (34-3) vs. Cleveland, 9/26/76 (44-13)

#### MOST POINTS, ONE HALF

38	vs. Seattle, 11/26/89
38	vs. New England, 11/11/79
38	vs. Tampa Bay, 11/7/76
35	vs. Philadelphia, 10/4/98
35	vs. Dallas, 9/13/98
35	vs. Minnesota, 11/18/84
34	vs. Cleveland, 10/15/00
33	vs. San Diego, 10/6/63
32	vs. New York Titans, 11/22/62
31	vs. New York Jets, 9/1/96
31	vs. Kansas City, 11/16/86
31	vs. Boston, 10/23/63

#### MOST POINTS, ONE QUARTER

28	vs. Philadelphia, 10/4/98
26	at New York Jets, 12/3/67
24	vs. Jacksonville, 10/25/98
24	vs. New York Jets, 9/1/96
24	vs. Washington, 9/17/95
24	vs. Seattle, 11/26/89
24	vs. New England, 11/11/79
24	vs. Tampa Bay, 11/7/76
24	vs. San Diego, 10/6/63
24	vs. Buffalo, 11/27/60

### MOST TOUCHDOWNS SCORED

##### Season

62	1998
58	2000
55	1997
47	1996
45	2002
45	1987
45	1986
45	1985
42	2003
42	1995
42	1993
42	1984

##### Game

6	14 times (last vs. K.C., 12/7/03)
---	-----------------------------------

### MOST FIELD GOALS MADE

##### Season

31	2001
31	1995
30	1994
29	1999
28	1997
27	2003
27	1991
27	1989
27	1962
26	2002, 2000, 1993, 1980

##### Game

5	vs. Miami, 10/13/02
5	at Kansas City, 11/16/97
5	vs. Buffalo, 9/3/95
5	vs. Seattle, 11/20/83
4	23 times (last at Dallas, 11/22/01)

### BEST PERCENTAGE ON PAT ATTEMPTS

1.000	16 times (last 2003, 39 of 39)
-------	--------------------------------

### FEWEST POINTS SCORED

##### Season

148	1982*
196	1966
203	1971
240	1964
251	1961
253	1970
254	1975
255	1968
256	1967
292	1992

\*(players' strike; nine-game season)

### Game (times Denver shutout: 9)

0	at L.A. Raiders (24-0) 11/22/92
0	at Philadelphia (30-0) 9/20/92
0	at New Orleans (42-0) 11/20/88
0	at Chicago (27-0) 9/9/84
0	at San Diego (23-0) 10/8/78
0	at San Diego (17-0) 12/15/74
0	at Kansas City (16-0) 12/6/70
0	at Oakland (51-0) 9/10/67
0	at San Diego (37-0) 10/29/61



## TEAM RECORDS — OFFENSE

### TOTAL OFFENSE

#### MOST TOTAL PLAYS

##### Season

1,152	1985
1,115	2000
1,092	1996
1,077	1988
1,071	1989
1,070	1987
1,068	1997
1,060	1993
1,062	1981
1,057	2002
1,057	1994

##### Game

95	at Green Bay (Milw.), 9/20/87
88	at Seattle, 10/29/78 (OT)
86	at Chicago, 12/12/76
86	vs. San Diego, 11/30/75
84	vs. Oakland, 10/16/95
84	at Kansas City 12/4/94
84	at L.A. Raiders, 10/28/84 (OT)
84	vs. Boston, 12/3/61
83	vs. San Diego, 11/19/00; at Phoenix, 12/16/89; at Seattle, 12/8/79; at Houston, 12/20/64; at Houston, 11/20/60

#### MOST YARDS TOTAL OFFENSE

##### Season

6,554	2000
6,092	1998
6,090	2002
6,040	1995
5,872	1997
5,791	1996
5,624	1987
5,598	2003
5,506	1988
5,496	1985

##### Game

548	vs. Baltimore, 10/20/96
543	vs. New York Jets, 9/19/76
538	at Seattle, 11/26/00
536	vs. San Diego, 11/19/00
532	vs. Kansas City, 11/18/74
522	at San Diego, 11/29/87
515	vs. Dallas, 9/13/98
514	vs. Green Bay, 10/17/99
511	vs. Seattle, 12/27/98
508	vs. Kansas City, 12/7/03

#### HIGHEST AVERAGE GAIN PER PLAY

##### Season

5.88	2000
5.85	1998
5.76	2002
5.70	1995
5.50	1997
5.38	1972
5.35	2003
5.30	1996
5.26	1987
5.21	1974

##### Game

9.53	vs. Dallas, 9/13/98
8.56	vs. San Diego, 9/7/62
8.33	vs. Kansas City, 12/7/03
8.21	at Houston, 10/14/73
7.77	vs. New England, 12/17/72

7.76	vs. Arizona, 12/29/02
7.73	vs. Kansas City, 9/21/75
7.66	vs. Arizona, 11/5/95
7.65	vs. Kansas City, 12/15/02
7.64	at Oakland, 10/22/72

#### FEWEST YARDS TOTAL OFFENSE

##### Season

2,837	1982*
3,168	1966
3,332	1964
3,811	1961
3,827	1970
3,906	1977
3,971	1968
3,995	1963
4,136	1976
4,158	1971

\*(players' strike; nine-game season)

##### Game

-5	at Oakland, 9/10/67
26	at Houston, 9/3/66
82	at Philadelphia, 9/20/92
117	vs. Buffalo, 12/13/64
128	at Washington, 10/12/92
130	at Chicago, 9/9/84
132	vs. Boston, 10/4/64
139	at Pittsburgh, 9/4/83
148	at Kansas City, 12/6/70
152	vs. Oakland, 9/3/78

### RUSHING

#### MOST RUSHES

##### Season

601	1978
554	1989
543	2003
525	1998
525	1996
524	1979
523	1977
520	1997
516	2000
515	1981

##### Game

60	vs. San Diego, 11/30/75
59	at Kansas City, 9/24/78
59	at Chicago, 12/12/76
57	at Seattle, 10/29/78 (OT)
57	at Cleveland, 10/24/71
55	vs. San Diego, 10/17/71
54	at Indianapolis, 12/21/03
53	at Kansas City, 11/20/77
51	vs. Green Bay, 10/17/99
50	at New York Jets, 10/28/73

#### MOST YARDS RUSHING

##### Season

2,629	2003
2,468	1998
2,451	1978
2,378	1997
2,362	1996
2,311	2000
2,266	2002
2,157	1974
2,093	1971
2,092	1989

#### MOST YARDS RUSHING, CONT.

##### Game

356	at Chicago, 12/12/76
328	vs. San Diego, 11/30/75
301	at Seattle, 11/26/00
292	at Oakland, 11/24/74
283	at New Orleans, 12/3/00
280	at Cleveland, 10/24/71
278	at Seattle, 10/29/78 (OT)
272	at Cincinnati, 10/19/69
270	vs. Kansas City, 12/7/03
260	vs. Seattle, 12/19/99

#### BEST AVERAGE GAIN PER RUSH

##### Season

4.96	2002
4.84	2003
4.70	1998
4.57	1997
4.53	1995
4.50	1996
4.50	1972
4.48	2000
4.44	1974
4.15	1971

#### Game (min. 10 rushes)

9.52	vs. Chicago, 11/23/03
8.44	vs. Kansas City, 12/7/03
8.09	vs. Arizona, 12/29/02
7.66	vs. Cincinnati, 9/21/97
7.34	at Seattle, 11/26/00
7.17	vs. San Diego 9/4/94
6.83	at San Diego, 11/30/97
6.74	vs. Dallas, 9/13/98
6.68	vs. Dallas, 10/30/60
6.64	vs. Houston, 9/17/72

#### MOST RUSHING TOUCHDOWNS

##### Season

26	1998
21	2002
21	2000
20	2003, 1996, 1985, 1974
19	1994, 1990
18	1997, 1987
17	1986, 1972, 1970

##### Game

5	vs. Kansas City, 12/7/03
4	vs. San Francisco, 12/23/00
4	at New Orleans, 12/3/00
4	vs. Dallas, 9/13/98
4	vs. Houston, 12/8/74
4	vs. Cincinnati, 9/16/73

#### FEWEST YARDS RUSHING

##### Season

1,018	1982*
1,104	1961
1,173	1966
1,195	1960
1,265	1967
1,298	1962
1,311	1964
1,470	1994
1,500	1992
1,508	1963

\*(players' strike; nine-game season)

## TEAM RECORDS — OFFENSE

#### Game

13	at Oakland, 10/22/72
20	at Dallas, 12/10/61
26	at Washington, 10/12/92
27	at Buffalo, 9/15/62
28	vs New England, 11/4/84
28	vs Kansas City, 10/23/66
29	vs Oakland, 11/28/63
33	at Los Angeles Raiders, 9/8/91
33	at Houston, 12/2/62
34	at San Diego, 11/23/69

### PASSING

#### MOST PASS ATTEMPTS

##### Season

626	1994
617	1985
594	1995
581	1988
569	2000
568	1961
559	1962
554	2002
554	1999
553	1993

##### Game

59	at Green Bay, 10/10/93
58	vs. San Diego, 11/19/00
56	at Los Angeles Raiders, 12/26/82
56	at Buffalo, 9/15/62
56	at Boston, 9/21/62
55	at Houston, 12/20/64
54	at Baltimore, 9/30/02
54	at New York Titans, 9/24/61
54	vs. Houston, 11/6/60

#### MOST COMPLETIONS

##### Season

388	1994
359	2002
354	2000
350	1995
350	1993
329	1985
327	1996
324	1988
319	1999
312	2001

##### Game

36	vs. San Diego, 11/19/00
36	vs. San Diego, 9/4/94
35	at Baltimore, 9/30/02
35	at Houston, 12/20/64
34	vs. Oakland, 11/11/02
33	at Green Bay, 10/10/93
32	vs. San Diego, 10/6/96
32	vs. Kansas City, 11/18/74
31	vs. Houston, 11/6/60
30	vs. Washington, 9/17/95
30	vs. Minnesota, 11/14/93
30	vs. Seattle, 9/23/90
30	at Green Bay (at Milwaukee), 9/20/87

#### BEST COMPLETION PERCENTAGE

##### Season

.648	2002
.633	1993
.622	2000
.620	1994



## TEAM RECORDS — OFFENSE

### BEST COMPLETION PERCENTAGE, SEASON CONT.

.611	2001
.610	1996
.596	1981
.591	1998
.579	1990
.589	1995

#### Game (min. 10 attempts)

.917	at L.A. Raiders, 11/2/86 (11 of 12)
.875	vs. San Diego, 9/27/81 (21 of 24)
.870	vs. K. City, 12/10/78 (20 of 23)
.826	at San Fran., 12/17/94 (19 of 23)
.824	at Indianapolis, 12/21/03 (14 of 17)
.818	at Kansas City, 12/4/94 (18 of 22)
.783	vs. San Diego, 9/4/94 (36 of 46)
.783	vs. Minnesota, 11/18/84 (18 of 23)
.780	vs. San Diego, 10/6/96 (32 of 41)
.773	vs. Arizona, 11/5/95 (17 of 22)
.773	vs. Houston, 11/2/80 (17 of 22)

### MOST YARDS PASSING (NET YARDS)

Season	
4,243	2000
4,045	1995
4,017	1994
3,824	2002
3,768	1993
3,704	1997
3,691	1988
3,654	1987
3,645	1985
3,624	1998

#### Game

459	vs. Kansas City, 11/18/74
443	vs. San Diego, 11/19/00
431	vs. Oakland, 12/14/80
428	at Buffalo, 9/15/62
396	at Oakland, 10/22/72
385	at Seattle, 12/20/85
384	vs. San Diego, 9/7/62
383	vs. Kansas City, 12/6/98
382	vs. Atlanta 11/20/94
373	at Boston, 9/21/62

### FEWEST YARDS PASSING (NET YARDS)

Season	
1,682	1967
1,995	1966
1,819	1982*
2,021	1964
2,025	1970
2,065	1971
2,204	1976
2,328	1974
2,357	1968
2,378	1978

\*(players' strike; nine-game season)

#### Game

-53	at Oakland, 9/10/67
-7	at Houston, 9/3/66
1	at Pittsburgh, 9/4/83
6	vs. New York, 11/15/64
8	vs. Oakland, 9/3/78
8	vs. San Diego, 11/30/75
18	at New York, 12/3/67
20	at Houston, 11/14/65
30	at Philadelphia, 9/20/92
33	vs. San Diego, 10/7/79

### MOST TOUCHDOWN PASSES THROWN

#### Season

32	1998
28	2000
27	1997
27	1995
27	1993
27	1981
26	2001
26	1996
24	1988
24	1987
24	1960

#### Game

5	vs. San Diego, 11/19/00
5	vs. Minnesota, 11/18/84
5	vs. Buffalo, 10/28/62
4	19 times (last vs. Seattle, 12/27/98)

### MOST INTERCEPTIONS THROWN

#### Season

45	1961
40	1962
35	1960
34	1975

#### Game

8	at Houston, 12/2/62
6	vs. San Diego, 9/21/ 80
6	vs. San Diego, 11/30/75
6	at San Diego, 9/24/72
6	vs. Buffalo, 11/19/61
6	at Houston, 11/26/61
6	at Green Bay (at Milwaukee), 9/26/71
5	16 times (last vs. N.Y. Jets, 10/3/99)

### BEST INTERCEPTION AVOIDANCE PERCENTAGE

#### Season

.018	1993
.021	2000
.021	1997
.021	1994
.024	1995
.029	1998
.029	1986
.032	1999
.032	1996
.034	1990

#### Game

.000	many times
------	------------

### HIGHEST AVERAGE GAIN PER ATTEMPT

#### Season

8.23	1981
8.09	1974
7.85	2000
7.76	1998
7.34	1993
7.31	1987
7.22	1997
7.21	1991
7.21	1979
7.21	1977
7.17	1995

## TEAM RECORDS — OFFENSE

### HIGHEST AVERAGE GAIN PER COMPLETION

#### Season

14.94	1976
14.56	1984
14.46	1974
14.18	1963
14.16	1966
13.90	1977
13.81	1981
13.81	1975
13.81	1973
13.65	1983

### FEWEST TIMES DENVER PASSER SACKED

#### Season

22	1971
24	1982*
24	1965
25	2003
25	1998
26	1995
27	1973

\*(players' strike; nine-game season)

#### Game

0	many times
---	------------

### MOST TIMES DENVER PASSER SACKED

#### Season

63	1963
61	1981
61	1964
58	1967
55	1994
55	1983
52	1992
51	1969
50	1977
48	1978
48	1976

#### Game

11	vs. Oakland, 11/5/67
11	vs. Buffalo, 12/13/64
10	at Oakland, 10/31/76
10	at Oakland, 12/8/75
9	at Chicago, 10/2/83
8	vs. Oakland, 10/30/77
8	vs. Boston, 10/4/64
8	vs. Kansas City, 10/1/72

### MOST YARDAGE LOST ON SACKS

#### Season

590	1963
520	1964
508	1967

#### Game

95	vs. Oakland, 11/5/67
84	vs. Buffalo, 12/13/64
78	vs. Kansas City, 12/14/68
78	vs. Boston, 9/29/63
77	at Boston, 9/21/62
47	at Cincinnati, 9/20/96
46	at L.A. Raiders, 12/3/89
46	at Cleveland, 10/24/71
44	at Boston, 9/24/65
44	vs. Boston, 9/29/63

## FIRST DOWNS

### MOST FIRST DOWNS

#### Season

383	2000
357	2002
347	1998
346	1994
344	1995
340	1997
339	1985
338	1988
336	1996
334	2003

#### Game

34	vs. San Diego, 11/19/00
34	vs. Kansas City, 11/18/74
32	at Cincinnati, 10/22/00
31	vs. Seattle, 12/1/96
31	at San Diego, 11/ 29/87
31	vs. Houston, 10/6/85
31	vs. New York Jets, 9/19/76
30	at Baltimore, 9/30/02
30	at Oakland, 12/24/95
30	vs. San Diego, 9/4/94

### MOST FIRST DOWNS RUSHING

#### Season

138	1997
135	1998
134	1996
133	2003
132	1987
130	1979
129	1978
126	1990
125	2002
125	1989

#### Game

19	at Chicago, 12/12/76
19	vs. San Diego, 11/30/75
17	at Seattle, 10/29/78 (OT)
16	at Kansas City, 10/27/85
16	vs. New York Giants, 10/26/80
16	at Kansas City, 9/24/78
16	at Boston, 9/24/65
15	at New Orleans, 12/3/00
15	vs. New England, 10/6/97
15	vs. Detroit, 11/1/87
15	at Detroit, 11/28/74
15	at Oakland, 11/24/74

### MOST FIRST DOWNS PASSING

#### Season

223	2000
205	1995
202	1994
199	2002
196	1988
192	1985
187	1993
186	1998
184	1986
181	1981



## TEAM RECORDS — OFFENSE / SPECIAL TEAMS

### MOST FIRST DOWNS PASSING, CONT.

Game	
25	vs. Kansas City, 11/24/74
24	vs. San Diego, 12/3/00
23	at Houston, 12/20/64
22	vs. Oakland, 12/14/80
20	at Buffalo, 9/15/62
19	vs. New England, 10/1/00
19	at Seattle, 12/20/85
19	at Los Angeles Raiders, 12/26/82
19	vs. San Diego, 9/27/81
18	12 times (last vs. Oakland, 11/11/02)

### MOST FIRST DOWNS BY PENALTY

Season	
43	1994
41	1986
39	2003
38	1983
36	2000
36	1988
35	1993
34	1985
34	1981
33	2002
33	1999

Game	
11	vs. Houston, 10/6/85
7	at Kansas City, 9/19/99
7	at Kansas City, 11/16/98
7	vs. Los Angeles Raiders, 9/7/86
6	vs. San Francisco, 12/23/00
6	at Kansas City, 11/16/97
6	vs. Houston, 9/7/64
5	17 times (last at Minnesota, 10/19/03)

### FEWEST FIRST DOWNS

Season	
170	1982*
171	1966
172	1967
211	1964
217	1971
217	1970
217	1968
219	1961
223	1977
230	1963

\*(players' strike; nine-game season)

Game	
0	at Houston, 9/3/66
3	at Oakland, 9/10/67
4	at Philadelphia, 9/20/92
7	at Washington, 10/12/92
7	at Kansas City, 12/6/70
7	vs. Buffalo, 12/13/64
8	at Chicago, 9/9/84
8	at New England, 9/29/80
8	at Oakland, 10/16/77
8	at Houston, 10/10/76
8	vs. Houston, 11/16/69

## PUNTING

### MOST PUNTS

Season	
105	1967
96	1984
96	1978
96	1969
95	1985
91	1977
89	1979
87	1983
87	1970
86	1981

### Game

12	at Buffalo, 10/25/81
12	vs. Cincinnati, 10/6/68
12	at Oakland, 9/10/67
11	vs. Seattle, 10/20/85
11	at Seattle, 11/30/92
10	seven times (most recently at Balt., 9/11/83)

### FEWEST PUNTS

Season	
45	1982*
54	1995
55	2002
59	1962
60	1997
60	1990
60	1972
62	2000
63	1975

\*(players' strike; nine-game season)

### Game

0	vs. San Diego, 11/16/03
0	at Minnesota, 11/4/90
0	vs. Dallas, 10/8/61
1	11 times (last at Indianapolis, 12/21/03)

### BEST PUNTING AVERAGE

Season	
46.5	1999
46.2	1998
45.2	1966
45.1	1973
45.0	1982
44.7	2001
44.9	1967
44.4	1993
44.3	1963
43.9	1980

### Game (min. 4 punts)

57.2	vs. Los Angeles Raiders, 9/26/88
56.6	vs. Seattle, 11/24/84
55.8	vs. San Diego, 12/16/90
55.0	at New England, 10/27/91
54.4	at Oakland, 9/20/98
54.3	at Arizona, 9/23/01
54.3	vs. Minnesota, 10/31/99
54.2	at Oakland, 10/10/99
53.8	vs. San Diego, 10/22/67
53.5	vs. New York Jets, 11/17/63

## TEAM RECORDS — SPECIAL TEAMS

### LOWEST PUNTING AVERAGE

35.1	1976
36.4	1978
37.3	1960
39.0	2002
39.2	1977
39.6	2000
39.4	1961
39.7	1986
39.9	1989
39.9	1987
39.9	1979
39.9	1975

### BEST NET PUNTING AVERAGE

#### Season (category started in 1976)

38.5	1990
38.1	1997
37.9	1988
37.8	1982
37.7	1992
37.6	1998
37.3	1995
37.1	1994
37.1	1993
36.5	2001

### Game (min. 4 punts)

52.8	vs. Los Angeles Raiders, 9/26/88
52.3	vs. San Diego, 11/11/01
52.3	at Houston, 12/4/77
48.3	vs. San Francisco, 9/19/82
47.5	at Indianapolis, 10/21/90
47.0	vs. Seattle, 11/25/84
46.8	vs. Pittsburgh, 10/12/03
46.0	vs. San Diego, 11/9/86
45.8	vs. Pittsburgh, 10/14/90
44.8	at Cleveland, 9/27/92

## PUNT RETURNS

### MOST PUNT RETURNS

Season	
63	1970
58	1977
54	1999
53	1988
51	1981
51	1978
51	1976
49	1996
48	1987
48	1986

### Game

8	vs. San Diego, 12/27/87
8	vs. Baltimore, 10/22/78
8	vs. San Diego, 11/30/75
8	at Kansas City, 10/6/74
8	at Buffalo, 9/20/70
7	seven times (last vs. Kansas City, 10/27/96)

### MOST PUNT RETURN YARDS

Season	
712	1977
640	1976
583	1996
582	1978
556	1970
555	1997

552	1986
486	1987
474	1974
470	1975

### Game

168	vs. Carolina, 11/9/97
167	vs. Pittsburgh, 11/6/77
150	vs. San Diego, 12/27/88
128	San Francisco, 9/19/82
126	at New York Jets, 12/3/67
125	vs. Cleveland, 9/26/76
121	vs. St. Louis Rams, 9/14/97
121	at Buffalo, 9/20/70
116	at Houston, 11/14/65
113	vs. New York Jets, 11/17/63

### BEST PUNT RETURN AVERAGE

14.5	1982
13.5	1967
13.1	2001
12.9	1963
12.5	1976
12.3	1977
12.2	1969
11.9	1996
11.5	1995, 1986, 1975

## KICKOFF RETURNS

### MOST KICKOFF RETURNS

Season	
78	1963
76	1974
75	1994

### Game

10	at Indianapolis, 10/31/88
10	vs. Boston, 10/4/64
10	at San Diego, 12/22/63
9	at Kansas City, 12/18/83
9	at Boston, 10/18/63
9	vs. Kansas City, 9/7/63

### BEST KICKOFF RETURN AVERAGE

26.9	1966
25.3	1967
24.5	1975
24.4	1965
24.2	1998
23.9	1996
23.6	1969
23.5	2001
23.5	2002
23.4	1976

### MOST KICKOFF RETURN YARDS

Season	
1,801	1963
1,758	1964
1,731	1965

### Game

295	vs. Boston, 10/4/64
289	vs. Kansas City, 9/7/63
238	at Kansas City, 10/8/63
219	at Indianapolis, 10/31/88
217	at San Diego, 10/29/61
215	at Houston, 9/3/66
215	at San Diego, 10/29/61



## TEAM RECORDS — MISCELLANEOUS

### FUMBLES

#### Most FUMBLES

##### Season

40	1961
36	1984
36	1966
35	1979
34	1988
34	1983
34	1963

##### Game

6	vs. Washington, 11/18/01
6	vs. Philadelphia, 11/29/89
6	vs. Cleveland, 10/19/75
6	at Boston Patriots, 11/6/66
6	vs. L.A. Chargers, 10/16/60
5	12 times (last vs. Oakland, 10/16/95)

#### Most FUMBLES LOST

##### Season

23	1961
19	1983
18	1994
18	1993
18	1981
18	1979
17	1987
17	1984
17	1982
17	1978
17	1966
17	1960

##### Game

5	vs. Cleveland, 10/19/75
5	vs. Chicago, 9/30/73
4	at Indianapolis, 10/31/88
4	vs. San Diego, 9/12/82
4	vs. Kansas City, 12/7/80
4	at Minnesota, 9/11/78
4	vs. Kansas City, 10/10/65
4	at San Diego, 12/22/63
4	at Boston, 9/16/61
4	at Boston, 10/23/60

#### FEWEST FUMBLES

##### Season

15	1969
16	1995
17	1998
21	2002
21	1973
23	1976
23	1974
23	1970
23	1967
24	six times (last 2003)

\*(players' strike; nine-game season)

##### Game

0	many times
---	------------

#### FEWEST FUMBLES LOST

##### Season

6	2003
6	1998
7	2002
8	2001
8	1985

8	1964
9	1969
9	1973
10	1999
10	1997
11	1972
12	1989, 1988, 1976

##### Game

0	many times
---	------------

### PENALTIES

#### Most PENALTIES

##### Season

132	1978
116	1997
116	1979
115	1998
114	1999
112	1993
109	1996
109	1995
108	1990
107	2003

##### Game

15	vs. Tampa Bay, 11/7/76
14	at Kansas City, 9/20/93
14	vs. Oakland, 10/17/76
14	at New York Jets, 10/28/73
13	at San Diego, 9/24/95
13	at Green Bay, 10/10/93
13	at Seattle, 11/30/92
12	9 times (last at Seattle, 10/14/01)

#### Most YARDS PENALIZED

##### Season

1,097	1978
1,023	1998
1,006	1997
1,006	1979
986	1976
949	1996
922	2003
917	2001
910	1986
899	1980

##### Game

160	vs. Tampa Bay, 11/7/76
134	vs. Pittsburgh, 11/6/77
132	at Oakland, 10/17/76
130	vs. New York Titans, 11/22/62
128	at Minnesota, 10/26/87
128	at Seattle, 12/8/79
124	vs. Cleveland, 12/14/03
123	at New York Jets, 10/28/73
123	at Oakland, 11/9/69
121	at New York Jets, 12/3/67

#### FEWEST PENALTIES

##### Season

48	1967
54	1982*
60	1961

\*(players' strike; nine-game season)

##### Game

0	at Chicago, 12/18/93
0	vs. Kansas City, 12/17/67
1	14 (last vs. Seattle, 11/13/94)

## TEAM RECORDS — MISCELLANEOUS / DEFENSE

#### FEWEST YARDS PENALIZED

##### Season

501	1960
512	1967
516	1982*
548	1963

\*(players' strike; nine-game season)

##### Game

0	at Chicago, 12/18/93
0	vs. Kansas City, 12/17/67
0	at Boston, 9/21/62
5	vs. Atlanta, 10/16/88
5	at Kansas City, 10/27/85
5	vs. Kansas City, 9/7/63
5	vs. Boston, 11/11/62
5	vs. Dallas, 10/30/60

#### GIVEAWAY/TAKEAWAY RATIO (1970-2002)

+21	1984
+19	2000
+12	1977
+11	1989
+11	1987
+10	2001
+10	1998
+10	1997
+10	1978
+ 8	1991
+ 7	1983
+ 7	1981
+ 6	1986
+ 5	1985
+ 3	1993
+ 3	1974
+ 1	1971
0	1996
- 1	1976
- 2	1999
- 3	1979
- 4	2003
- 5	2002
- 5	1994
- 5	1988
- 7	1990
- 9	1970
- 9	1995
-10	1980
-12	1972
-13	1992
-16	1975
-17	1982

### TOTAL DEFENSE

#### FEWEST POINTS ALLOWED

##### Season

148	1977
198	1978
206	1976
226	1989
226	1982*
235	1991
241	1984
262	1979
264	1970
275	1996
275	1971

\*(players' strike; nine-game season)

#### Game (List of Denver Shutouts)

Denver 34,	Carolina 0, 11/9/97
Denver 27,	Oakland 0, 10/16/95
Denver 12,	at Cleveland 0, 9/27/92
Denver 37,	at Phoenix 0, 12/16/89
Denver 12,	at San Diego 0, 10/2/88
Denver 24,	San Diego 0, 12/27/87
Denver 34,	Detroit 0, 11/1/87
Denver 21,	Kansas City 0, 10/23/84
Denver 17,	at Oakland 0, 10/4/81
Denver 7,	San Diego 0, 10/7/79
Denver 10,	Cincinnati 0, 9/2/79
Denver 7,	St. Louis 0, 9/18/77
Denver, 17,	at San Diego 0, 11/14/76
Denver 26,	San Diego 0, 10/3/76
Denver 27,	Cleveland 0, 10/24/71
Denver 13,	San Diego 0, 11/2/69

#### Most POINTS ALLOWED

##### Season

473	1963
438	1964
432	1961
409	1967

##### Game

59	vs. Kansas City, 9/7/63
58	at San Diego, 12/22/63
56	vs. Kansas City, 10/23/66
55	vs. Houston, 11/5/61
55	at San Diego, 10/20/68

#### FEWEST TOUCHDOWNS ALLOWED

##### Season

18	1977
21	1978
22	1991
25	1989
25	1982*
25	1976
26	1984
27	1993
28	1970
31	1996, 1979, 1973

\*(players' strike; nine-game season)

##### Game

0	many times
---	------------

#### FEWEST FIELD GOALS ALLOWED

##### Season

8	1977
12	1976
13	1995
13	1961
14	1998
14	1997
14	1987
14	1965
15	1989
15	1981
15	1979
15	1967

##### Game

0	many times
---	------------



## TEAM RECORDS — DEFENSE

### FEWEST TOTAL PLAYS ALLOWED

Season	
616	1982*
825	1971
838	1970
847	1963
850	1965
871	1966
872	1973
876	1972
899	1961
901	1975

\*(players' strike; nine-game season)

Game	
37	at Indianapolis, 12/21/03
40	vs. San Diego, 11/16/03
40	vs. San Diego, 10/6/63
42	vs. Green Bay, 12/30/90
42	vs. San Diego, 11/30/75
44	at Oakland, 9/24/00
44	at Boston, 9/24/65
44	vs. Boston, 9/29/63
46	at Oakland, 10/19/97
46	at Los Angeles Raiders, 12/3/89
46	at Cleveland, 10/24/71

### FEWEST TOTAL YARDS ALLOWED

Season	
3,169	1982*
3,705	1970
3,722	1976
3,774	1977
3,819	1971
3,851	1972
4,006	1975
4,235	1973
4,297	1965
4,391	1974

\*(players' strike; nine-game season)

Game	
60	at Cleveland, 10/24/71
66	vs. Chicago, 12/5/71
70	vs. San Diego, 11/2/69
92	vs. New England, 11/11/79
96	vs. San Diego, 11/16/03
101	at Phoenix, 12/16/89
110	at Boston, 11/6/66
121	vs. Kansas City, 10/4/70
123	vs. San Diego, 11/30/75
123	at Philadelphia, 10/31/71

### LOWEST AVERAGE YIELD PER PLAY

Season	
4.01	1977
4.14	1976
4.38	1978
4.39	1972
4.42	1970
4.45	1975
4.51	1989
4.62	1971
4.65	1974
4.69	1979, 1961

### Game

1.12	vs. Chicago, 12/5/71
1.25	vs. San Diego, 11/2/69
1.30	at Cleveland, 10/24/71
1.61	vs. New England, 11/11/79
2.06	at Phoenix, 12/16/89
2.16	vs. Kansas City, 10/4/70
2.16	at Boston, 11/6/66
2.25	at San Diego, 11/14/76
2.30	vs. Buffalo, 9/25/77

## RUSHING DEFENSE

### FEWEST RUSHES ALLOWED

Season	
293	1982*
345	1996
356	1998
379	2003
379	2002
381	1997
384	1965
397	1993
406	2001
409	1970

\*(players' strike; nine-game season)

### Game

9	at New England, 11/17/96
10	at San Diego, 12/29/87
10	at San Diego, 10/12/86
11	vs. Green Bay, 10/17/99
11	at New York Jets, 12/3/67
12	at Indianapolis, 12/21/03
12	vs. Kansas City, 10/27/96
12	at Phoenix, 12/16/89
13	vs. San Diego, 11/16/03
13	vs. St. Louis, 9/8/02
13	vs. Oakland, 12/15/96
13	vs. Oakland, 10/16/95
13	at San Diego, 10/2/88

### FEWEST RUSHING YARDS ALLOWED

Season	
935	1982*
1,287	1998
1,331	1996
1,337	1965
1,351	1970
1,418	1993
1,480	2002
1,492	2001
1,530	1977
1,580	1989

\*(players' strike; nine-game season)

### Game

0	at Kansas City, 12/19/65
17	at New England, 11/17/96
18	vs. Pittsburgh, 9/27/70
20	at San Diego, 10/2/88
21	at New Orleans, 12/3/00
21	vs. Green Bay, 10/17/99
21	vs. Oakland, 10/16/95
22	at Phoenix, 12/16/89
24	vs. Kansas City, 10/27/96
24	at Cleveland, 10/24/71

## TEAM RECORDS — DEFENSE

### LOWEST AVERAGE YIELD PER RUSH

Season	
3.19	1982
3.26	1977
3.30	1970
3.37	1979
3.45	1976
3.57	1993
3.60	1978
3.62	1998
3.67	2001
3.71	1989, 1974

### Game

0.00	at Kansas City, 12/19/65
0.64	vs. Pittsburgh, 9/27/70
1.29	at Miami, 12/21/98
1.47	vs. Cincinnati, 12/14/69
1.50	at San Diego, 11/14/76
1.54	at San Diego, 10/2/88
1.60	at Cleveland, 10/24/71
1.62	vs. Oakland, 10/16/95
1.63	at Kansas City, 11/16/98
1.68	vs. Boston, 9/29/68

## PASSING DEFENSE

### FEWEST PASS ATTEMPTS ALLOWED

Season	
307	1982*
348	1975
356	1971
379	1970
386	1960
391	1976
397	1972
397	1966

\*(players' strike; nine-game season)

### Game

10	at Kansas City, 9/24/78 (OT)
12	at Oakland, 10/19/97
12	at Kansas City, 10/18/81
13	at Minnesota, 11/4/90
14	at Cincinnati, 10/22/00
14	vs. NY Giants, 11/15/92
14	vs. Oakland, 10/30/77
14	at New England, 11/28/76
14	at Kansas City, 11/27/69
14	at Houston, 11/20/60

### FEWEST COMPLETIONS ALLOWED

Season	
150	1971
172	1982*
181	1975
189	1960
191	1970
192	1966
194	1961

\*(players' strike; nine-game season)

### Game

2	at Cincinnati, 10/22/00
2	at Chicago, 12/12/76
5	at Green Bay, 9/26/71
5	vs. Dallas, 10/8/61
6	at Minnesota, 11/4/90

6	at Kansas City, 10/18/81
6	vs. Oakland, 11/20/66
6	vs. Buffalo, 12/13/64
7	11 times (last vs. Green Bay, 10/17/99)

### LOWEST COMPLETION PCT. ALLOWED

Season	
.421	1971
.448	1961
.459	1965
.466	1967
.478	1962

### Game

.118	at Chicago, 12/12/76 (2 of 17)
.143	at Cincinnati, 10/22/00 (2 of 14)
.226	vs. Chicago, 12/5/71 (7 of 31)
.259	at Cleveland, 10/24/71 (7 of 27)
.263	at G.B. (Milw.), 9/26/71 (5 of 19)
.275	vs. Chicago, 9/30/73 (8 of 22)
.281	vs. Seattle, 10/20/85 (9 of 32)
.286	vs. Buffalo, 12/13/64 (6 of 21)
.289	vs. N.Y. Jets, 11/15/64 (11 of 38)
.292	vs. L.A. Raiders, 9/6/92 (7 of 24)

### FEWEST NET YARDS ALLOWED

Season	
1,985	1971
2,026	1976
2,032	1975
2,183	1972
2,234	1982*
2,244	1977
2,354	1970
2,440	1973
2,469	1978
2,515	1960

\*(players' strike; nine-game season)

### Game

-7	vs. Chicago, 12/5/71
18	at Kansas City, 12/6/70
33	vs. Kansas City, 10/4/70
34	vs. New England, 11/11/79
36	at Cleveland, 10/24/71
39	vs. NY Giants, 11/15/92
39	vs. Dallas, 10/8/61
48	vs. Baltimore, 9/20/81
50	vs. Seattle, 10/26/86
51	at Oakland, 12/1/80

### FEWEST TOUCHDOWN PASSES ALLOWED

Season	
8	1976
9	1978
11	1979
11	1977
12	1991
13	1989, 1981
14	1982*, 1975, 1974

\*(players' strike; nine-game season)

### Game

0	many times
---	------------



## TEAM RECORDS — DEFENSE / SPECIAL TEAMS

### MOST OPPONENT PASSES INTERCEPTED

#### Season

32 1964  
31 1984  
31 1978  
28 1987  
28 1967  
27 2000  
27 1983  
27 1962  
26 1961

#### Game

7 at Detroit, 10/7/84  
7 at Oakland, 10/16/77  
6 vs. Boston, 9/3/67  
6 at Houston, 11/14/65  
6 vs. New York Jets, 11/15/64  
6 at Buffalo, 9/18/60  
5 10 times (last vs. New England, 10/28/01)

### HIGHEST PCT. OF OPPONENT PASSES INT.

#### Season

.073 1964  
.071 1978  
.070 1960  
.063 1962  
.061 1987  
.061 1967  
.061 1976

### MOST YARDS ON INTERCEPTION RETURNS

#### Season

510 1984  
491 1977  
483 1962  
465 1965  
459 1964  
457 1976  
439 1998  
417 1960

#### Game

133 at Buffalo, 9/18/60  
123 at Oakland, 9/20/98  
117 vs. Oakland, 10/5/62  
111 vs. San Diego, 12/27/87  
111 at Detroit, 10/7/84  
110 vs. Kansas City, 10/9/77  
108 vs. Dallas, 10/5/86  
104 at Houston, 11/14/65  
103 vs. New York, 11/15/64  
103 at Boston, 11/20/64

### MOST SACKS

#### Season

57 1984  
52 1991  
50 1999  
50 1992  
50 1970  
49 1986  
47 1998  
47 1989  
47 1985  
46 1993

#### Game

10 at Cincinnati, 10/19/69  
9 vs. New York Jets, 9/1/96

9 vs. Chicago, 12/5/71  
9 vs. Buffalo, 11/19/61  
8 vs. Seattle, 12/20/92  
8 vs. Seattle, 11/26/89  
8 vs. New York, 11/15/64  
8 vs. Oakland, 11/29/64  
7 10 times (last vs. Pittsburgh, 10/12/03)

### MOST YARDS ON SACKS

#### Season

459 1986  
456 1970  
447 1964  
435 1971  
430 1984  
378 1985  
374 1989  
363 1969

#### Game

95 vs. New York Jets, 11/15/64  
86 vs. Seattle, 11/26/89  
76 vs. Kansas City, 10/4/70  
75 vs. New England, 12/17/72  
73 at Cincinnati, 10/19/69  
72 at Seattle, 12/21/80  
72 at Houston, 10/14/73  
71 vs. Jacksonville, 10/25/98  
70 vs. Chicago, 12/5/71  
70 vs. Atlanta, 10/18/70

### LOWEST AVERAGE YIELD PER PASS ATTEMPT

5.00 1964  
5.33 2003  
5.49 1961  
5.52 1972  
5.58 1971  
5.80 1976  
5.94 1962

### LOWEST AVG. YIELD PER COMPLETION

10.60 1976  
10.64 1972  
10.67 2003  
10.67 1979  
10.71 1987  
10.88 1977  
10.92 1997  
11.02 1978  
11.19 1988  
11.30 1996

## PUNTING

### LOWEST OPPONENT PUNTING AVERAGE

#### Season

37.3 1973  
39.0 1960  
39.4 1982  
39.9 1978  
40.7 1977  
40.8 1961  
40.9 2002  
41.0 1989  
41.4 1990  
41.4 1964

#### Game (min. 4 punts)

24.3 at Cincinnati, 11/1/98  
26.0 vs. Oakland, 11/22/99  
30.0 vs. Buffalo, 11/27/60

## TEAM RECORDS — SPECIAL TEAMS

### LOWEST OPPONENT PUNTING AVERAGE, CONT.

30.3 at Minnesota, 9/11/78 (OT)  
30.4 at Houston, 10/26/69  
30.8 at Dallas, 12/10/61  
31.0 at Kansas City, 12/18/83  
31.0 vs. San Diego, 11/27/66  
31.4 vs. Houston, 11/6/60  
31.6 at Buffalo, 12/2/79

## PUNT RETURNS

### LOWEST OPPONENT PUNT RETURN AVG.

4.81 1978  
5.48 1995  
6.07 1991  
6.13 1968  
7.03 1969  
7.10 1994  
7.23 1990  
7.35 1977  
7.43 1970  
7.45 1960

## KICKOFF RETURNS

### LOWEST OPPONENT KICKOFF RET. AVG.

17.14 1961  
17.44 1989  
17.68 1991  
17.76 1993  
17.91 1983  
19.12 1990  
19.15 1987  
19.54 1992  
19.90 1994  
19.90 1988

## FUMBLES

### MOST OPPONENT FUMBLES RECOVERED

#### Season

24 1984  
23 1981  
22 1989  
21 1983  
21 1964  
20 1963  
20 1971  
19 1987, 1979, 1962

#### Game

6 at Buffalo, 12/2/79  
5 at Boston, 11/6/66  
5 vs. Buffalo, 12/13/64  
5 at Oakland, 10/14/62  
4 11 (last at L.A. Raiders, 10/28/84)

### MOST TOTAL OPPONENT FUMBLES

#### Season

46 1983  
44 1984  
43 1989  
40 1964  
37 1975  
36 1990  
36 1981  
36 1970  
35 1987  
35 1969

### Game

7 vs. Green Bay, 10/15/84  
7 vs. Seattle, 11/20/83  
7 at Oakland, 10/4/81  
7 vs. Buffalo, 12/13/64  
6 vs. Washington, 11/18/01  
6 vs. L.A. Raiders, 9/24/89  
6 vs. Cincinnati, 11/30/86  
6 at L.A. Raiders, 10/28/84  
6 vs. Philadelphia, 9/18/83  
6 vs. Seattle, 12/13/81  
6 at Buffalo, 12/2/79  
6 at Boston, 11/6/66  
6 vs. San Diego, 11/30/75

### FEWEST OPPONENT FUMBLES RECOVERED

#### Season

7 1982\*  
9 1996  
10 1991  
11 2003  
11 1999  
11 1998  
11 1974  
12 1985  
12 1980  
12 1972  
12 1968  
12 1967

\*(players' strike; nine-game season)

#### Game

0 many times

## FIRST DOWNS

### FEWEST OPPONENT FIRST DOWNS

#### Season

176 1982\*  
199 1970  
206 1971  
217 1977  
222 1976  
233 1961  
234 1962  
239 1973  
241 2003  
242 1991

\*(players' strike; nine-game season)

#### Game

3 vs. San Diego, 11/30/75  
5 vs. San Diego, 11/16/03  
5 vs. Green Bay, 10/17/99  
5 at Chicago, 12/12/76  
6 vs. Oakland, 11/20/66  
6 at Cleveland, 10/24/71  
7 five times (last vs. Carolina, 11/9/97)

### FEWEST OPP. RUSHING FIRST DOWNS

#### Season

53 1982\*  
67 1996  
67 1970  
77 2003  
77 1977  
80 2000  
81 1991



## TEAM RECORDS — DEFENSE / MISCELLANEOUS

### FEWEST OPP. RUSHING FIRST DOWNS, CONT.

83	1997
83	1971
86	1993
86	2001

\*(players' strike; nine-game season)

### Game

0	vs. Carolina, 11/9/97
0	vs. Kansas City, 10/27/96
0	vs. Oakland, 10/16/95
1	16 times (last at Cincinnati, 9/7/03)

### FEWEST OPPONENT PASSING FIRST DOWNS

#### Season

91	1971
104	1982*
104	1976
106	1975
118	1970
120	1978
121	1973
122	1966
123	1960, 1972, 1977

\*(players' strike; nine-game season)

### Game

1	vs. San Diego, 11/30/75
1	at Chicago, 12/12/76
2	at Cincinnati, 10/22/00
2	vs. Dallas, 10/8/61

### FEWEST OPP. FIRST DOWNS BY PENALTY

#### Season

12	1968
13	1993
13	1984
14	1991
14	1989
14	1970
15	1990, 1988, 1962

### Game

0	many times
---	------------

## PENALTIES

### MOST OPPONENT PENALTIES

#### Season

138	1983
137	2003
134	1994
130	1997
128	1993
126	1986
119	1996
118	1979
116	1988
114	1999
114	1978

### Game

20	vs. Oakland, 12/15/96
16	vs. Baltimore, 12/11/83
16	vs. Chicago, 9/26/78
15	vs. Houston, 10/6/85
14	vs. New England, 11/3/03
14	at Minnesota, 10/19/03
14	vs. Kansas City, 12/4/94
14	at San Francisco, 10/9/88
14	vs. San Diego, 10/23/83
13	7 times (last at Kansas City, 11/16/98)

### MOST OPPONENT PENALTY YARDS

#### Season

1,118	1997
1,096	1983
1,034	1986
1,033	1979
1,031	2003
1,031	1994
1,019	1993
1,016	1999
966	1988
953	1985

### Game

188	vs. Houston, 10/6/85
157	vs. Oakland, 12/15/96
147	vs. Chicago, 10/16/78
145	at Seattle, 12/8/79
140	at Houston, 10/26/69
137	at Kansas City, 11/16/98
134	at Seattle, 9/7/97
132	vs. Chicago, 9/30/73
124	vs. New York, 9/21/69
123	vs. Cincinnati, 9/21/97

### FEWEST OPPONENT PENALTY YARDS

#### Season

516	1963
571	1982*
571	1966
573	1964
585	1974
628	1967
633	1960
678	1962
715	1976, '92

\*(players' strike; nine-game season)

### Game

0	at Miami, 12/21/98
0	at Oakland, 12/19/71
4	at Miami, 12/20/75
5	at Kansas City, 12/7/86
5	vs. Kansas City, 12/14/85
5	at Houston, 9/3/66
5	vs. Boston, 11/11/62
6	vs. San Diego, 12/1/68
10	8 times (last at New York Jets, 11/5/00)

## OPPONENT INDIVIDUAL RECORDS

## INDIVIDUAL TOTAL OFFENSE

### MOST TOTAL PLAYS

60	Rich Gannon, Oakland, 11/13/00
60	Joe Namath, at N.Y. Jets, 12/3/67
59	Drew Bledsoe, at New England, 10/8/95
58	Mark Brunell, Jacksonville, 10/25/98
57	Craig Whelihan, at San Diego, 11/29/98
55	Dave Krieg, at Seattle, 12/15/84
54	Aaron Brooks, at New Orleans, 12/3/00
54	Craig Whelihan, at San Diego, 11/30/97
54	Joe Montana, Kansas City, 10/17/94
54	George Blanda, Houston, 10/17/65

### MOST YARDS GAINED

454	Aaron Brooks, at New Orleans, 12/3/00
448	Len Dawson, at Kansas City, 11/1/64
442	Kurt Warner, at St. Louis, 9/4/00
428	Dave Krieg, Seattle, 11/20/83
419	Cotton Davidson, at Oakland, 10/25/64
407	Ken Anderson, at Cincinnati, 11/22/81
405	Dave Krieg, Seattle, 11/25/84
399	Joe Namath, N.Y. Jets, 9/24/67
398	Rich Gannon, Oakland, 11/13/00
395	Steve DeBerg, Kansas City, 9/17/90

### BEST AVG. GAIN PER PLAY (MIN. 10 ATT.)

21.62	Jacky Lee, at Houston,, 11/29/60
18.53	Len Dawson, Kansas City, 9/7/63
17.16	John Hadl, at San Diego, 10/20/68
14.12	Len Dawson, Dallas, 11/18/62
12.73	Jack Kemp, at Buffalo, 10/24/65
12.70	Jim Everett, New Orleans, 12/24/94
12.67	Tobin Rote, San Diego, 10/6/63
12.39	Ken Stabler, Oakland, 10/22/73

## RUSHING

### MOST CARRIES

37	LaDainian Tomlinson, at San Diego, 12/1/02
36	Earl Campbell, Houston, 11/2/80
35	Corey Dillon, at Cincinnati, 11/1/98
33	Shaun Alexander, at Seattle, 10/14/01
31	Curtis Martin, N.Y. Jets, 10/3/99
30	Jermaine Fazande, vs. San Diego, 1/2/00
29	Priest Holmes, at Kansas City, 12/16/01
28	Napoleon Kaufman, at Oakland, 10/19/97
28	Neal Anderson, Chicago, 11/18/90
28	Billy Sims, Detroit, 10/11/81

### MOST RUSHING YARDS

*278	Corey Dillon, at Cincinnati, 10/22/00
227	Napoleon Kaufman, at Oakland, 10/19/97
220	LaDainian Tomlinson, at San Diego, 12/1/02
218	Ahman Green at Green Bay, 12/28/03
192	Curt Warner at Seattle, 12/20/86
185	Billy Sims, Detroit, 10/11/81
183	Jermaine Fazande, San Diego, 1/2/00
183	Paul Lowe, at San Diego, 12/22/63
179	Walter Payton, at Chicago, 9/9/84
177	Don Calhoun, at New England, 11/28/76

\* - NFL Record

### BEST AVG. GAIN PER RUSH (MIN. 8 ATT.)

12.64	Corey Dillon, at Cincinnati, 10/22/00
12.50	Booker Russell, Oakland, 11/25/79
12.50	Abner Haynes, at Miami, 9/17/67
11.58	Ed Podolak, at Kansas City, 12/6/70
11.00	Dick Post, at San Diego, 10/20/68

10.90	Ahman Green, Green Bay, 12/28/03
10.76	Paul Lowe, at San Diego, 11/22/63
10.73	Billy Cannon, Houston, 11/5/61
10.33	Johnny Robinson, at Dallas, 11/13/60
10.11	Abner Haynes, at Kansas City, 11/1/64

### LONGEST SCORING RUN

98	Ahman Green, at Green Bay, 12/28/03
83	Napoleon Kaufman, at Oakland, 10/19/97
82	Joe Delaney, at Kansas City, 10/18/81
79	Ki-Jana Carter, Cincinnati, 9/21/97
77	Peter Warrick, at Cincinnati, 10/22/00
74	Rodney Thomas, at Houston, 11/26/95
72	Walter Payton, at Chicago, 9/9/84
69	Curtis Clinton, at Dallas, 12/9/62
66	Paul Lowe, at San Diego, 12/22/63
65	Corey Dillon, at Cincinnati, 10/22/00
65	Charlie Smith, at Oakland, 12/8/68
65	Abner Haynes, at Miami, 9/17/67
65	Elbert Dubenion, at Buffalo, 9/10/61
65	Ed Podolak, at Kansas City, 12/6/70

### LONGEST NON-SCORING RUN

76	LaDainian Tomlinson, at San Diego, 12/1/02
76	Walter Payton, Chicago, 10/16/78
76	Willmer Fowler, Buffalo, 11/27/60
72	Darren Nelson, at Minnesota, 10/26/87
72	Booker Russell, Oakland, 11/25/79
60	Ed Podolak, Kansas City, 10/4/70
59	Noland Smith, at Kansas City, 10/29/67
57	Napoleon Kaufman, at Oakland, 10/19/97
56	Priest Holmes, vs. Kansas City, 12/15/02
56	Reggie Brooks, Tampa Bay, 9/15/96
55	Ted Burgmeier, Kansas City, 12/10/78

### MOST RUSHING TOUCHDOWNS

4	Curt Warner, at Seattle, 12/11/88
4	Eric Dickerson, at Indianapolis, 10/31/88
4	Chuck Muncie, at San Diego, 11/29/81

## PASSING

### MOST PASSES ATTEMPTED

60	Joe Namath, at N.Y. Jets, 12/3/67
56	Drew Bledsoe, at New England, 10/1/95
54	Joe Montana, Kansas City, 10/17/94
54	George Blanda, Houston, 10/17/65
53	Rich Gannon, Oakland, 11/13/00
53	Craig Whelihan, at San Diego, 11/29/98
52	Bill Kenney, Kansas City, 10/30/83
51	Craig Whelihan, at San Diego, 11/30/97
50	Jeff Kemp, Seattle, 9/15/91
50	Dave Krieg, at Seattle, 12/15/84
50	Joe Gilliam Pittsburgh, 9/22/74 (OT)

### MOST PASSES COMPLETED

35	Rich Gannon, Oakland, 12/30/01
34	Trent Green, vs. Kansas City, 12/7/03
34	Rich Gannon, Oakland, 11/11/02
34	Joe Montana, Kansas City, 10/17/94
31	Kurt Warner, vs. St. Louis, 9/8/02
31	Dave Krieg, Seattle, 11/20/83
31	Joe Gilliam, Pittsburgh, 9/22/74 (OT)
30	Aaron Brooks, at New Orleans, 12/3/00
30	Rich Gannon, Oakland, 11/13/00
30	Craig Whelihan, at San Diego, 11/29/98
30	Dave Krieg, at Seattle, 12/15/84
30	Dave Krieg, Seattle, 11/25/84



## OPPONENT INDIVIDUAL RECORDS

### MOST PASSES HAD INTERCEPTED

7	Ken Stabler, at Oakland, 10/16/77
6	Babe Parilli, Boston, 9/3/67
6	George Blanda, at Houston, 11/14/65
5	Craig Whelihan, at San Diego, 11/29/98
5	Wade Wilson, at Minnesota, 10/26/87
5	Joe Namath, at N.Y. Jets, 10/13/68
5	George Blanda, Houston, 10/17/65
5	Babe Parilli, at Boston, 11/20/64
5	George Blanda, at Houston, 12/2/62
5	Tommy O'Connell, at Buffalo, 9/18/60

### MOST YARDS PASSING

441	Aaron Brooks, at New Orleans, 12/3/00
441	Kurt Warner, at St. Louis, 9/4/00
435	Len Dawson, at Kansas City, 11/1/64
427	Cotton Davidson, at Oakland, 10/25/64
420	Dave Krieg, Seattle, 11/20/83
406	Dave Krieg, Seattle, 11/25/84
399	Joe Namath, N.Y. Jets, 9/24/67
397	Trent Green, vs. Kansas City, 12/7/03
396	Ken Anderson, at Cincinnati, 11/22/81
395	Steve DeBerg, Kansas City, 9/17/90

### BEST COMPLETION PCT. (MIN. 10 ATT.)

.895	Rich Gannon, Oakland, 11/11/02
.870	Bobby Hebert, at New Orleans, 11/20/88
.864	Dave Krieg, at Seattle, 12/11/88
.851	Jim Everett, New Orleans, 12/24/94
.813	Bob Berry, at Atlanta, 11/26/72
.800	Ken Stabler, Oakland, 10/17/76
.800	Len Dawson, Kansas City, 9/7/63
.789	Trent Diller, at Tampa Bay, 9/26/99
.783	Joe Theismann, Washington, 10/13/80
.778	Roger Staubach, Dallas, 12/2/73

### MOST TOUCHDOWN PASSES

6	Len Dawson, at Kansas City, 11/1/64
5	John Hadl, San Diego, 12/1/68
5	George Blanda, Houston, 10/2/66
5	Cotton Davidson, at Oakland, 10/25/64
5	Tom Flores, at Oakland, 12/15/63
5	Johnny Green, N.Y. Jets, 11/22/63

### LONGEST SCORING PASS PLAY

92	Len Dawson to Tom Brooker, vs. Dallas, 11/18/62
92	Jack Lee to Bill Groman, at Houston, 11/20/60
91	Jack Kemp to Keith Lincoln, vs. San Diego, 11/12/61
86	Steve Bartkowski to William Andrews, vs. Atlanta, 12/5/82
86	Pete Beathard to Jerry Levias, vs. Houston, 11/16/69
85	Tobin Rote to Lance Alworth, vs. San Diego, 10/6/63
83	Ryan Leaf to Jeff Graham, vs. San Diego, 11/19/00
81	Len Dawson to Frank Jackson, vs. Kansas City, 9/7/63
80	Dave Krieg to Daryl Turner, vs. Seattle, 11/25/84
80	Ken Stabler to Mike Siani, vs. Oakland, 10/22/73

### LONGEST NON-SCORING PASS PLAY

90	Bubby Bristor to Dwight Stone, Pittsburgh, 10/14/90
77	Tom Flores, to Art Powell, Oakland, 11/29/64
76	Warren Rabb to Cookie Gilchrist, Buffalo, 10/28/62
75	George Blanda to Bill Groman, Houston, 11/6/60
73	Dan Marino to Tony Nathan, Miami, 9/29/85
73	Pete Beathard to Frank Jackson, Kansas City, 10/10/65

## RECEIVING

### MOST RECEPTIONS

14	Marshall Faulk, St. Louis, 9/8/02
13	Andre Reed, at Buffalo, 9/18/89
12	Steve Largent, Seattle, 11/25/84
12	Ken Payne, Green Bay, 9/29/75
12	Ed Podolak, at Kansas City, 10/7/73
12	Art Powell, New York, 10/22/61
11	12 times (last by Dante Hall, vs. Kansas City, 12/7/03)

### MOST RECEIVING YARDS

213	Curtis McClintock, at Kansas City, 12/19/65
211	Lance Alworth, at San Diego, 9/11/65
206	Stephone Paige, Kansas City, 9/17/90
206	James Lofton, Green Bay, 10/15/84
200	Torrence Small, New Orleans, 12/24/94
198	Warren Wells, at Oakland, 10/11/70
191	Steve Largent, Seattle, 11/25/84
191	George Sauer, at N.Y. Jets 10/13/68
188	Charlie Hennigan, Houston, 9/27/64
182	Bill Groman, at Houston, 11/20/60

### MOST RECEIVING TOUCHDOWNS

4	Lance Alworth, San Diego, 12/1/68
3	13 times (last by Lamar Thomas, at Miami, 12/21/98)

## PUNTING

### MOST PUNTS

11	Bob Parsons, at Chicago, 12/12/76
11	Dennis Pardee, San Diego, 11/20/75
10	7 (last, Rohn Stark, at Baltimore, 9/11/83)

### BEST PUNTING AVERAGE (MIN. 4 PUNTS)

57.40	Steve O'Neal, N.Y. Jets, 9/21/69
56.67	Darren Bennett, San Diego, 10/6/96
56.20	Rohn Stark, at Indianapolis, 10/13/85
55.80	Darren Bennett, San Diego, 11/11/01
55.20	Rick Tuten, Seattle, 12/1/96
55.13	Rodney Williams, N.Y. Giants, 9/10/01
54.71	Curley Johnson, N.Y. Jets, 10/3/65
54.40	Jerrel Wilson, at Kansas City, 12/19/65
53.33	Lee Johnson, at Cincinnati, 9/29/96
53.33	Ray Guy, Oakland, 9/6/81

### LONGEST PUNT

*98	Steve O'Neal, N.Y. Jets, 9/21/69
90	Rodney Williams, N.Y. Giants, 9/10/01
87	Bob Scarpitto, Boston, 9/29/68
80	Jim Miller, San Francisco, 9/19/82
73	Tom Tupa, vs. New England, 10/6/97

## OPPONENT INDIVIDUAL RECORDS

### LONGEST PUNT, CONT.

73	Brian Hansen, at Cleveland, 9/27/92
73	Dennis Pardee, San Diego, 10/17/71
73	Curley Johnson, N.Y., 10/2/65
72	Mike Eischeid, Oakland, 11/10/68
72	Wayne Crow, Oakland, 10/1/60

\* - NFL Record

## PUNT RETURNS

### MOST PUNT RETURNS

9	Rodger Bird, at Oakland, 9/10/67
7	Eric Metcalf, Washington, 11/18/01
7	Tamarick Vanover, vs. Kansas City, 12/5/99
7	Larry Anderson, at Baltimore, 9/11/83
7	Greg Pruitt, at L.A. Raiders, 12/26/82
6	Cliff Hicks, Atlanta, 10/16/88
6	Ira Matthews, at Oakland, 10/4/81
6	Eddie Brown, vs. L.A. Rams, 9/6/79
6	Tony Hill, at Dallas, 12/18/77
6	Jerry Levias, Houston, 11/16/69
6	Butch Byrd, at Buffalo, 11/19/67

### MOST YARDS ON PUNT RETURNS

148	Rodger Bird, at Oakland, 9/10/67
137	Dick Christy, at New York, 9/24/61
131	Tamarick Vanover, vs. Kansas City, 12/5/99
129	Darrien Gordon, at Oakland, 10/10/99
127	Neal Colzie, Oakland, 11/2/75
123	Jitter Fields, at Kansas City, 10/18/87
106	Tom Casanova, at Cincinnati, 10/8/72
105	Dante Hall, at Kansas City, 10/5/03
100	Reggie Swinton, at Dallas, 11/22/01
99	Mike Haynes, at New England, 11/28/76

### LONGEST SCORING PUNT RETURN

93	Dante Hall, at Kansas City, 10/6/03
88	Joey Galloway, at Seattle, 9/8/96
86	Az-Zahir Hakim, at St. Louis, 9/4/00
85	Jitter Fields, at Kansas City, 10/18/87
83	Eric Metcalf, at San Diego, 11/30/97
82	Bobby Jancik, at Houston, 12/20/64
80	Tamarick Vanover, vs. Kansas City, 12/5/99
75	Will Lewis, Seattle, 11/23/80
71	Willie Mitchell, at Kansas City, 12/19/65
70	Dick Christy, at N.Y. Titans, 9/24/61

### LONGEST NON-SCORING PUNT RETURN

78	Darrien Gordon, at Oakland, 10/10/99
72	Greg Pruitt, at Cleveland, 10/27/74
64	Neal Colzie, Oakland, 11/2/75
64	Emmitt Thomas, at Kansas City, 10/8/66
63	Dick Christy, N.Y. Titans, 10/22/61
60	Ed Podolak, Kansas City, 10/4/70
59	Noland Smith, at Kansas City, 10/29/67
56	Philip Buchanon, vs. Oakland, 9/22/03
55	Ted Bergmeier, Kansas City, 12/10/78
54	Larry Carwell, at Houston, 10/1/67

## KICKOFF RETURNS

### MOST KICKOFF RETURNS

8	Tony Horne, at St. Louis, 9/4/00
7	Leon Johnson, vs. San Diego, 11/16/03
7	Brandon Bennett, at Cincinnati, 9/7/03
7	MarTay Jenkins, at Arizona, 9/23/01
7	Charlie Rogers, at Seattle, 11/26/00

7	Tremain Mack, at Cincinnati, 11/1/98
7	Kenny Bynum, at San Diego, 11/30/97
7	Mel Gray, at Houston, 11/26/95

### MOST YARDS ON KICKOFF RETURNS

212	Tremain Mack, at Cincinnati, 11/1/98
206	Reggie Barlow, vs. Jacksonville, 10/25/98
199	Tamarick Vanover, at Kansas City, 11/16/97
188	Brian Mitchell, Washington, 9/17/95
175	Andre Coleman, San Diego, 11/19/95
173	MarTay Jenkins, at Arizona, 9/23/01
170	Derrick Cullors, vs. New England, 9/7/98
166	Michael Bates, vs. Carolina, 11/9/97
165	Leon Johnson, vs. San Diego, 11/16/03
164	Dave Grayson, Kansas City, 10/11/64

### LONGEST SCORING KICKOFF RETURN

106	Noland Smith, Kansas City, 12/17/67
100	Darrick Vaughn, vs. Atlanta, 9/10/00
99	Dave Grayson, Kansas City, 9/7/63
97	Tamarick Vanover, Kansas City, 10/27/96
91	Andre Coleman, San Diego, 11/19/95
90	Ronney Jenkins, at San Diego, 10/21/01
88	Leon Burton, at New York, 9/23/60
85	James Owens, at San Francisco, 11/18/79
84	Cullen Bryant, L.A. Rams, 9/15/74

### LONGEST NON-SCORING KICKOFF RETURN

91	Reggie Barlow, vs. Jacksonville, 10/25/98
80	Dave Grayson, Kansas City, 10/11/64
77	Tamarick Vanover, at Kansas City, 11/16/97
74	Reggie Jones, San Diego, 11/1/01
70	Ron Smith, at San Diego, 12/9/73
68	Derrick Cullors, New England, 9/7/98
68	Robert Brooks, at Green Bay, 10/10/93
68	A. Hancock, Kansas City, 12/19/82
64	Lawrence Williams, Kansas City, 12/5/76
64	Willie West, N.Y. Jets, 11/15/64

## INTERCEPTIONS

### MOST INTERCEPTIONS

3	Mark Kelso, at Buffalo, 12/12/92
3	Ross Brupbacher, at Chicago, 12/12/76
3	Charlie Phillips, at Oakland, 12/8/75
3	Chris Fletcher, San Diego, 11/30/75
3	Joe Beauchamp, at San Diego, 9/24/72
3	Ken Ellis, at Green Bay, 9/26/71
3	Johnny Robinson, at Kansas City, 12/6/70
3	Charley Warner, Buffalo, 9/19/65
3	Bobby Ply, at Dallas, 12/9/62
3	Jim Norton, at Houston, 12/2/62

### MOST YARDS ON INTERCEPTION RETURNS

134	T. McDaniel, at L.A. Raiders, 11/22/92
103	Vencie Glenn, at San Diego, 11/29/87
99	Stanley Richard vs. San Diego, 9/4/94
99	Bobby Hunt, at Kansas City, 12/8/63
98	Rod Woodson, Oakland, 11/11/02
95	Joe Beauchamp, at San Diego, 9/24/72
94	Eric Turner, at Oakland, 9/20/98
88	Glen Edwards, San Diego, 9/21/80
87	Ron Hall, Boston, 9/18/66
86	Greg Townsend, at Raiders, 12/4/88
80	Coy Bacon, San Diego, 11/11/73
80	Don Webb, Boston, 12/3/61

### LONGEST SCORING INTERCEPTION RETURN

103	Vencie Glenn, at San Diego, 11/29/87
99	Stanley Richard vs. San Diego, 9/4/94
98	Rod Woodson, Oakland, 11/11/02
94	Eric Turner, at Oakland, 9/20/98



## OPPONENT INDIVIDUAL / TEAM RECORDS

### LONGEST SCORING INTERCEPTION RETURN, CONT.

86	G. Townsend, at L.A. Raiders, 12/4/88
80	Coy Bacon, San Diego, 11/11/73
78	George Martin, at N.Y. Giants, 11/23/86
75	Scott Turner, vs. San Diego, 11/19/00
69	Gary Fencik, at Chicago, 12/20/81
68	Glen Edwards, San Diego, 9/21/80
68	Aaron Brown, Kansas City, 10/3/71
68	Gus Otto, Oakland, 11/21/65

### LONGEST NON-SCORING INTERCEPTION RETURN

87	Ron Hall, Boston, 9/18/66
69	Robert Blackmon, at Seattle, 11/30/92
69	Doug Hart, at Green Bay, 9/26/71
67	T. McDaniel, at L.A. Raiders, 11/22/92 (1)
67	T. McDaniel, at L.A. Raiders, 11/22/92 (2)
66	Ken Riley, at Cincinnati, 10/19/69
66	Bobby Hunt, at Kansas City, 12/8/63
62	Lester Hayes, at Oakland, 12/1/80
62	Jim Norton, at Houston, 12/20/64
61	Tim Gray, at Kansas City, 9/24/78
61	Bob Suci, at Boston, 10/18/63

## SCORING

### MOST TOUCHDOWNS

4	Curt Warner, at Seattle, 12/11/88
4	Eric Dickerson, at Indianapolis, 10/31/88
4	Chuck Muncie, at San Diego, 11/29/81
4	Lance Alworth, San Diego, 12/1/68
4	Bert Coan, Kansas City, 10/23/66
4	Frank Jackson, at Dallas, 12/10/62
3	20 (last, LaDainian Tomlinson, at San Diego, 12/1/02)

### MOST FIELD GOALS

6	Gary Anderson, at Pittsburgh, 10/23/88
6	Gino Cappelletti, Boston, 10/4/64
5	Mike Vanderjagt, at Indianapolis, 1/6/02
5	Jeff Jaeger, at L.A. Raiders, 12/11/94
5	John Carney, at San Diego, 10/23/94
5	Nick Lowery, at Kansas City, 9/20/93
5	Don Cockroft, Cleveland, 10/19/75
5	Bruce Gossett, S.F., 9/23/73
4	20 (last, Paul Edinger, vs. Chicago, 11/23/03)

### LONGEST FIELD GOAL

58	Steve Cox, Cleveland, 12/4/83
57	Don Cockroft, Cleveland, 10/29/72
55	Steve Christie, at Buffalo, 10/26/97
55	Dean Biasucci, Indianapolis, 10/15/89
55	Raul Allegre, Baltimore, 12/11/83
55	Jan Stenerud, Kansas City, 10/4/70
54	Paul Edinger, vs. Chicago, 11/23/03
54	Mike Vanderjagt, Indianapolis, 11/24/02
54	Richie Cunningham, vs. Dallas, 9/13/98
54	Pete Stoyanovich, at Kansas City, 11/16/97
54	Jan Stenerud, Kansas City, 10/5/69
54	George Fleming, at Oakland, 10/1/61

### MOST POINTS SCORED

24	Curt Warner, at Seattle, 12/11/88
24	Eric Dickerson, at Indianapolis, 10/31/88
24	Chuck Muncie, at San Diego, 11/29/81
24	Lance Alworth, San Diego, 12/1/68
24	Bert Coan, Kansas City, 10/23/66
24	Frank Jackson, at Dallas, 12/10/61
22	Gino Cappelletti, at Boston, 10/18/63
21	Gino Cappelletti, Boston, 10/4/64
18	13 (last, LaDainian Tomlinson, at San Diego, 12/1/02)

## OPPONENT TEAM RECORDS

### SCORING

#### MOST POINTS SCORED

59	vs. Kansas City, 9/7/63
58	at San Diego, 12/22/63
56	vs. Kansas City, 10/23/66
55	at Indianapolis, 10/31/88
55	at San Diego, 10/20/68
55	vs. Houston, 11/5/61
52	at Kansas City, 10/29/67
52	at Kansas City, 12/8/63
51	at Oakland, 9/10/67

### TOTAL OFFENSE

#### MOST TOTAL PLAYS

93	vs. Pittsburgh, 9/22/74
92	vs. Cincinnati, 9/2/84
87	at Baltimore, 11/10/74
87	at Oakland, 10/16/77
85	vs. Indianapolis, 11/24/02
85	at Oakland, 12/17/60
84	at Kansas City, 10/24/76
84	vs. Houston, 10/13/63
83	vs. San Diego, 9/12/93
83	at Seattle, 10/29/89 (OT)
83	at Buffalo, 12/2/79

#### MOST YARDS OF TOTAL OFFENSE

Season	
5,907	1994
5,687	1984
5,609	1983
5,544	2000
5,471	1988
5,345	1990
5,242	1980
5,201	1967
5,193	1995
5,179	1985

#### Game

634	at Oakland, 10/25/64
614	vs. Kansas City, 10/23/66
582	vs. Houston, 11/5/61
581	at San Diego, 10/20/66
571	at Cincinnati, 11/22/81
536	at Seattle, 12/20/86
532	at Oakland, 12/17/60
530	at Pittsburgh, 10/22/79
520	at Kansas City, 11/1/64

#### BEST AVERAGE GAIN PER PLAY

#### Game

10.30	vs. San Diego, 10/6/63
10.02	at San Diego, 10/20/68
9.74	vs. Kansas City, 10/23/66
9.33	at St. Louis, 9/4/00
8.79	at Seattle, 12/20/86
8.34	at Oakland, 10/25/64
8.20	vs. Houston, 11/5/61
8.19	vs. Cincinnati, 11/30/86
8.13	vs. Houston, 11/6/60

## OPPONENT TEAM RECORDS

### FEWEST YARDS OF TOTAL OFFENSE

#### Season

3,169	1982*
3,705	1970
3,735	1976
3,774	1977
3,819	1971
3,851	1972
4,006	1975
4,235	1973
4,297	1965
4,391	1974
4,418	1961

\* (players' strike; nine-game season)

#### Game

60	at Cleveland, 10/24/71
66	vs. Chicago, 12/5/71
70	vs. San Diego, 11/2/69
92	vs. New England, 11/11/79
96	vs. San Diego, 11/16/03
101	at Phoenix, 12/16/89
110	at Boston, 11/6/66
121	vs. Kansas City, 10/4/70
123	vs. San Diego, 11/30/71
123	at Philadelphia, 10/31/71

## RUSHING

### MOST RUSHES

#### Season

554	1980
552	1988
549	1978
541	1960
526	1975
509	1983
502	1979
495	1976
489	1992
487	1974

#### Game

62	at New England, 11/28/76
58	at Buffalo, 11/8/87
52	vs. Chicago, 9/30/73
50	at Chicago, 9/9/84
50	vs. Dallas, 10/8/61
49	at Kansas City, 12/7/80
49	vs. Buffalo, 11/27/60
48	at Oakland, 12/17/60
47	7 times (last at Pittsburgh, 10/23/88)

### MOST YARDS RUSHING

#### Season

2,538	1988
2,144	1960
2,117	1980
2,076	1967
2,072	1964
2,029	1966
2,017	1987
1,992	1981
1,979	1978
1,974	1975

### Game

407	at Cincinnati, 10/22/00
380	vs. Kansas City, 10/23/66
332	at New England, 11/28/76
302	at Chicago, 9/9/84
298	at Seattle, 12/20/86
272	at San Diego, 10/18/64
271	at Dallas, 11/13/60
270	at San Diego, 12/22/63

### BEST AVERAGE GAIN PER RUSH

#### Season

4.95	1964
4.73	1997
4.68	1967
4.65	2000
4.60	1988
4.60	1966
4.44	1987
4.36	1991
4.31	1971
4.30	1990

#### Game

11.00	at Cincinnati, 10/22/00
9.27	vs. Kansas City, 10/23/66
8.55	at San Diego, 12/22/63
8.05	at Seattle, 12/20/86
7.95	vs. New York Jets, 11/8/92
7.81	at Minnesota, 9/29/91
7.80	vs. Cincinnati, 9/21/97
7.71	at Green Bay, 12/28/03
7.59	at Oakland, 10/19/97
7.21	at Kansas City, 11/1/64

## PASSING

### MOST PASS ATTEMPTS

#### Season

632	1984
596	1998
574	2000
568	1994
566	2002
566	1996
562	1993
552	1983
547	1985
545	1986

#### Game

62	at New York Jets, 12/3/63
59	at New England, 10/8/95
56	vs. Houston, 10/17/65
55	vs. San Diego, 9/12/93
54	vs. Kansas City, 10/17/94
54	vs. Kansas City, 11/16/86
53	vs. Oakland, 11/13/00
53	at San Diego, 11/29/98
52	vs. Kansas City, 10/30/83
52	vs. Buffalo, 9/19/65

### MOST COMPLETIONS

#### Season

360	2002
346	1984
345	1998
322	1994



## OPPONENT TEAM RECORDS

### MOST COMPLETIONS, SEASON CONT.

314	1993
310	2000
308	2001
307	1983
302	1996
301	1986

### Game

35	vs. Oakland, 12/30/01
34	vs. Kansas City, 12/7/03
34	vs. Oakland, 11/11/02
34	vs. Kansas City, 10/17/94
32	vs. St. Louis, 9/8/02
31	vs. San Diego, 9/12/93
31	vs. Seattle, 11/20/83
31	vs. Pittsburgh, 9/22/74 (OT)
30	5 times (last at New Orleans, 12/3/00)

### MOST NET PASSING YARDS

#### Season

4,155	1994
4,023	1984
3,983	1998
3,946	2000
3,731	1993
3,671	1983
3,382	1990
3,337	2002
3,298	1995
3,296	1986

### Game

433	at St. Louis, 9/4/00
427	at Oakland, 10/25/64
425	at New Orleans, 12/3/00
406	vs. Seattle, 11/25/84
399	vs. New York Jets, 9/24/67
395	vs. Kansas City, 9/17/90
393	vs. Kansas City, 10/17/94
387	at San Diego, 11/29/81
387	at San Diego, 10/20/68
386	at San Francisco, 12/17/94

### BEST COMPLETION PERCENTAGE

#### Season

.636	2002
.601	1980
.598	2001
.593	1990
.580	1999
.580	1992
.579	1998
.578	1979
.572	1987
.567	1994

### Game

.895	vs. Oakland, 11/11/02
.870	at New Orleans, 11/20/88
.864	at Seattle, 12/11/88
.813	at Atlanta, 11/26/72
.810	at Kansas City, 12/16/01
.800	vs. New Orleans, 12/24/94
.800	vs. Oakland, 10/17/76
.789	at Tampa Bay, 9/26/99
.783	vs. Washington, 10/13/80
.780	vs. St. Louis, 9/8/02

### MOST TOUCHDOWN PASSES

#### Season

40	1963
30	1961
29	1964
28	1998
28	1994
27	1967
26	2000
26	1966
25	1968
25	1960

### Game

6	at San Francisco, 12/17/94
6	vs. L.A. Raiders, 9/18/94
6	at Kansas City, 11/1/64
5	9 times (last by John Hadl, vs. San Diego, 12/1/68)

## FIRST DOWNS

### MOST FIRST DOWNS

#### Season

322	1995
321	1983
316	1988
311	1984
306	1990
303	1994
303	1980
298	2002
294	2000
292	2001

### Game

33	vs. Pittsburgh, 9/22/74 (OT)
29	at Buffalo, 9/18/89
29	vs. Cincinnati, 9/2/84
29	vs. Seattle, 10/20/83
29	vs. Kansas City, 10/24/76
29	at Oakland, 10/25/64
29	at Oakland, 12/17/60
28	5 times (last vs. Kansas City, 12/7/03)

### MOST FIRST DOWNS RUSHING

#### Season

140	1988
125	1980
121	1975
119	1983
115	1967
114	1995
112	1960
110	1990
109	1974
106	1978

### Game

21	at New England, 11/28/76
16	at Seattle, 12/11/88
16	at Indianapolis, 10/31/88
16	at Kansas City, 12/7/80
16	vs. Pittsburgh, 9/22/74 (OT)
16	vs. Houston, 11/12/67
15	7 times (last at Kansas City, 12/17/00)

### MOST FIRST DOWNS PASSING

#### Season

217	1968
206	1984
189	2000
186	1995
185	1983
183	1998
182	1994
181	1993
181	1990
177	1986

### Game

22	at San Diego, 11/28/82
21	vs. Kansas City, 12/7/03
21	vs. Oakland, 12/30/01
21	vs. Kansas City, 10/17/94
21	vs. L.A. Rams, 11/27/88
21	vs. Seattle, 11/20/83
21	vs. San Diego, 12/1/68
20	at Seattle, 12/15/84
20	vs. Green Bay, 10/15/84
19	7 (last vs. San Diego, 9/5/93)

### MOST FIRST DOWNS BY PENALTY

#### Season

30	2001
30	1997
30	1969
29	1996
28	1976
28	1966
27	1979
26	1987
26	1972
25	2000, 1999, 1978, 1971

### Game

7	at San Diego, 11/30/97
6	at Buffalo, 10/26/97 (OT)
6	vs. Cincinnati, 9/21/97
6	vs. Oakland, 12/15/96
6	at Oakland, 11/9/69
6	vs. Miami, 12/4/66
5	10 times (last vs. New England, 10/28/01)

## PUNTING

### MOST PUNTS

#### Season

95	1977
94	1997
94	1985
92	1999
91	1976
89	1970
88	1998
87	1981
87	1979

### Game

11	at Chicago, 12/12/76
11	vs. San Diego, 11/30/75
10	at Baltimore, 9/11/83
10	at Buffalo, 9/25/77
10	at Buffalo, 9/20/70
10	vs. San Diego, 11/2/69
10	vs. Cincinnati, 10/6/68
10	vs. Oakland, 11/20/66

### BEST PUNTING AVERAGE (MIN. 4 ATT.)

#### Season

47.0	2001
46.1	1996

45.8	1965
45.7	1971
45.2	1972
44.9	1970
44.5	1991
44.2	1983
43.9	1988
43.8	2000

### Game (min. 4 punts)

57.40	vs. New York Jets, 9/21/69
56.67	vs. San Diego, 10/6/96
56.20	at Indianapolis, 10/13/85
55.20	vs. Seattle, 12/1/96
54.71	vs. New York Jets, 10/3/65
54.40	at Kansas City, 12/19/65
53.33	at Cincinnati, 9/29/96
53.33	vs. Oakland, 9/6/81
53.00	at Washington, 9/27/98
52.75	at Seattle, 9/8/96

## PUNT RETURNS

### MOST PUNT RETURNS

#### Season

61	1967
56	1970
55	1983
54	1977
52	1980
52	1979
48	2001
47	1978
46	2003
46	1981
46	1968

### Game

9	at Oakland, 9/10/67
8	at Buffalo, 11/19/67
7	vs. Washington, 11/18/01
7	vs. Kansas City, 12/5/99
7	at Chicago, 9/9/84
7	at Baltimore, 9/11/83
7	at Los Angeles Raiders, 12/26/82
7	at San Diego, 11/14/76
7	at Cincinnati, 9/12/76
7	vs. Houston, 11/16/69

### MOST YARDS ON PUNT RETURNS

#### Season

726	1967
600	1999
560	2003
545	1964
534	1975
529	1974
524	1983
517	2001
508	1961
480	1979

### Game

143	at Oakland, 9/10/67
142	at New York Titans, 9/24/61
134	at Cleveland, 10/27/74
134	at Cincinnati, 10/8/72
131	vs. Kansas City, 12/5/99
129	at Oakland, 10/10/99
123	at Kansas City, 10/18/87
118	at Kansas City, 12/19/65
105	at Kansas City, 10/5/03
101	at New England, 11/28/76
100	at Dallas, 11/22/01

## OPPONENT TEAM RECORDS

### MOST FIRST DOWNS PASSING

#### Season

217	1968
206	1984
189	2000
186	1995
185	1983
183	1998
182	1994
181	1993
181	1990
177	1986

### Game

22	at San Diego, 11/28/82
21	vs. Kansas City, 12/7/03
21	vs. Oakland, 12/30/01
21	vs. Kansas City, 10/17/94
21	vs. L.A. Rams, 11/27/88
21	vs. Seattle, 11/20/83
21	vs. San Diego, 12/1/68
20	at Seattle, 12/15/84
20	vs. Green Bay, 10/15/84
19	7 (last vs. San Diego, 9/5/93)

### MOST FIRST DOWNS BY PENALTY

#### Season

30	2001
30	1997
30	1969
29	1996
28	1976
28	1966
27	1979
26	1987
26	1972
25	2000, 1999, 1978, 1971

### Game

7	at San Diego, 11/30/97
6	at Buffalo, 10/26/97 (OT)
6	vs. Cincinnati, 9/21/97
6	vs. Oakland, 12/15/96
6	at Oakland, 11/9/69
6	vs. Miami, 12/4/66
5	10 times (last vs. New England, 10/28/01)

## PUNTING

### MOST PUNTS

#### Season

95	1977
94	1997
94	1985
92	1999
91	1976
89	1970
88	1998
87	1981
87	1979

### Game

11	at Chicago, 12/12/76
11	vs. San Diego, 11/30/75
10	at Baltimore, 9/11/83
10	at Buffalo, 9/25/77
10	at Buffalo, 9/20/70
10	vs. San Diego, 11/2/69
10	vs. Cincinnati, 10/6/68
10	vs. Oakland, 11/20/66

### BEST PUNTING AVERAGE (MIN. 4 ATT.)

#### Season

47.0	2001
46.1	1996



## OPPONENT TEAM RECORDS

### KICKOFF RETURNS

#### MOST KICKOFF RETURNS

##### Season

90	2000
89	1998
89	1997
81	2002
77	1995
76	1996
73	2003
72	1989

##### Game

9	vs. Cleveland, 10/15/00
9	at San Diego, 12/9/73
9	at Houston, 10/14/73
8	nine times (last at San Diego, 9/15/03)

#### MOST YARDS ON KICKOFF RETURNS

##### Season

2,006	1998
1,934	2000
1,827	1997
1,781	2002
1,679	2003
1,671	1995
1,602	1996
1,526	2001
1,457	1999
1,396	1994

##### Game

257	vs. Atlanta, 9/10/00
238	at Kansas City, 10/8/66
223	vs. Jacksonville, 10/25/98
215	vs. Miami, 10/13/02
215	at Houston, 9/3/66
214	vs. Kansas City, 10/11/64
212	at Cincinnati, 11/1/98
202	vs. Kansas City, 10/23/66
201	vs. LA Raiders, 9/7/86
200	vs. Kansas City, 10/27/96

### FUMBLES

#### MOST FUMBLES

##### Season

46	1983
44	1984
43	1989
40	1963
37	1975
36	1990, 1981, 1970
35	1987, 1989

##### Game

7	vs. Green Bay, 10/15/84
7	vs. Seattle, 11/20/83
7	at Oakland, 10/4/81
7	vs. Buffalo, 12/13/64
7	vs. Cincinnati, 11/30/86
6	8 (last vs. Washington, 11/18/01)

#### MOST FUMBLES LOST TO DENVER

##### Season

24	1984
23	1981
22	1989
21	1964
20	1983

20	1971
20	1963
19	1987, 1979, 1962

##### Game

6	at Buffalo, 12/2/79
5	vs. Seattle, 12/13/81
5	at Boston, 11/6/66
5	vs. Buffalo, 12/13/64
5	at Oakland, 10/14/62
4	12 (last at Oakland, 11/30/03)

### PENALTIES

#### MOST PENALTIES

##### Season

138	1983
137	2003
134	1994
130	1997
128	1993
126	1986
119	1996
118	1979
116	1988
114	1999

##### Game

20	vs. Oakland, 12/15/96
16	vs. Baltimore, 12/11/83
16	vs. Chicago, 9/26/78
15	vs. Houston, 10/6/85
14	vs. New England, 11/3/03
14	at Minnesota, 10/19/03
14	vs. Kansas City, 12/4/94
14	at San Francisco, 10/9/88
14	vs. San Diego, 10/23/83

#### MOST PENALTY YARDS

##### Season

1,118	1997
1,096	1983
1,034	1986
1,033	1979
1,031	2003
1,031	1994
1,019	1993
1,016	1999
966	1988
953	1985

##### Game

188	vs. Houston, 10/6/85
157	vs. Oakland, 12/15/96
147	vs. Chicago, 10/16/78
145	at Seattle, 12/8/79
140	at Houston, 10/26/69
137	at Kansas City, 11/16/98
134	at Seattle, 9/7/97
132	vs. Chicago, 9/30/73
124	vs. New York, 9/21/69
123	vs. Cincinnati, 9/21/97

#### FEWEST YARDS PENALIZED

0	at Miami, 12/21/98
0	at Oakland, 12/19/71
4	at Miami, 12/20/75
5	at San Diego, 12/1/02
5	at Kansas City, 12/7/86
5	vs. Kansas City, 12/14/85
5	at Houston, 9/3/66
5	vs. Boston, 11/11/62
6	vs. San Diego, 12/1/69

## POSTSEASON INDIVIDUAL RECORDS — SERVICE / OFFENSE

### SERVICE

#### MOST POSTSEASON GAMES

22	John Elway
17	Tyrone Braxton
14	Steve Atwater
14	Ken Lanier
14	Karl Mecklenburg
13	Dennis Smith
12	Shannon Sharpe
12	Simon Fletcher
12	Greg Kragen
12	Randy Robbins
11	Keith Bishop
11	Rick Dennison
11	Mike Horan
11	Clarence Kay
11	Gary Kubiak
11	Steve Sewell
11	Sammy Winder

#### MOST POSTSEASON STARTS

21	John Elway
14	Steve Atwater
13	Tyrone Braxton
13	Ken Lanier
13	Karl Mecklenburg
13	Dennis Smith
12	Shannon Sharpe
12	Greg Kragen
11	Keith Bishop
10	Steve Foley
10	Tom Jackson
10	Louis Wright

### TOTAL OFFENSE

#### MOST TOTAL PLAYS

##### Career

752	John Elway
223	Terrell Davis
144	Sammy Winder
80	Craig Morton

##### Game

52	Elway at L.A. Raiders, 1/9/94
43	Elway vs. Jacksonville, 1/4/97
43	Elway vs. N.Y. Giants, 1/25/87
42	Elway at Cleveland, 1/11/87
41	Elway vs. Cleveland, 1/14/90
41	Elway vs. Washington, 1/31/88
41	Elway vs. Pittsburgh, 12/30/84

#### MOST YARDS TOTAL OFFENSE

##### (COMBINED RUSHING AND PASSING YARDS)

##### Career

5,425	John Elway
1,140	Terrell Davis
605	Craig Morton
461	Sammy Winder
231	Gary Kubiak

##### Game

424	Elway vs. Cleveland, 1/14/90
338	Elway vs. Atlanta, 1/31/99
331	Elway vs. N.Y. Giants, 1/25/87
325	Elway vs. L.A. Raiders, 1/9/94
317	Elway vs. Cleveland, 1/17/88

300	Elway at Cleveland, 1/11/87
296	Elway vs. Houston, 1/4/92
289	Elway vs. Washington, 1/31/88
283	Elway vs. Pittsburgh, 1/7/90

#### BEST AVERAGE GAIN PER PLAY

##### Career

9.63	Gary Kubiak
7.56	Craig Morton
7.21	John Elway
6.89	Steve DeBerg

##### Game (min. 20 attempts)

10.56	John Elway vs. Atlanta, 1/31/99
10.34	John Elway vs. Cleveland, 1/14/90
10.00	Craig Morton vs. Oakland, 1/1/78
9.21	John Elway vs. Houston, 1/10/88
8.92	John Elway vs. Jacksonville, 12/27/97
8.57	John Elway vs. Cleveland, 1/17/88
8.45	John Elway at Kansas City, 1/4/98
8.05	Norris Weese at Pittsburgh, 12/30/78

### RUSHING

#### MOST RUSHES

##### Career

204	Terrell Davis
144	Sammy Winder
94	John Elway
38	Bobby Humphrey
36	Gaston Green

##### Game

32	Davis vs. New York Jets, 1/17/99
31	Davis vs. Jacksonville, 12/27/97
30	Davis vs. Green Bay, 1/25/98
26	Winder at Cleveland, 1/11/87
26	Davis at Pittsburgh, 1/11/98
25	Davis vs. Atlanta, 1/31/99
25	Davis at Kansas City, 1/4/98
21	Davis vs. Miami, 1/9/99
21	Winder vs. Cleveland, 1/14/90
20	Winder vs. Cleveland, 1/17/88

#### MOST RUSHING YARDS

##### Career

1,140	Terrell Davis
461	John Elway
461	Sammy Winder
169	Bobby Humphrey
152	Derek Loville
138	Gene Lang

##### Game

199	Davis vs. Miami, 1/9/99
184	Davis vs. Jacksonville, 12/27/97
167	Davis vs. New York Jets, 1/17/99
157	Davis vs. Green Bay, 1/25/98
139	Davis at Pittsburgh, 1/11/98
103	Loville vs. Jacksonville, 12/27/97
102	Davis vs. Atlanta, 1/31/99
102	Winder vs. New England, 1/4/87
101	Davis at Kansas City, 1/4/98
91	Davis vs. Jacksonville, 1/4/97



## POSTSEASON INDIVIDUAL RECORDS — OFFENSE

### BEST AVERAGE GAIN PER RUSH

#### Career (min. 10 attempts)

6.1	Derek Loville
5.6	Terrell Davis
4.9	John Elway
4.8	Gene Lang
4.4	Bobby Humphrey
4.2	Otis Armstrong

#### Game (min. 10 attempts)

9.5	Davis vs. Miami, 1/9/99 (21-199)
9.4	Loville vs. Jacksonville, 12/27/97
6.5	Davis vs. Jacksonville, 1/4/97
5.9	Davis vs. Jacksonville, 12/27/97
5.4	Winder vs. New England, 1/4/87
5.3	Davis at Pittsburgh, 1/11/98
5.2	Davis vs. New York Jets, 1/17/99
5.2	Davis vs. Green Bay, 1/25/98
5.1	Humphrey vs. San Francisco, 1/28/90

### MOST RUSHING TOUCHDOWNS

#### Career

12	Terrell Davis
6	John Elway
3	Derek Loville
2	G. Lewis, M. Bratton, H. Griffith, G. Lang, R. Lytle

#### Game

3	Terrell Davis, vs. Green Bay (1/25/98)
2	Howard Griffith, vs. Atlanta (1/31/99)
2	Terrell Davis, vs. Miami (1/9/99)
2	Terrell Davis, at Kansas City (1/4/98)
2	Terrell Davis, vs. Jacksonville (12/27/97)
2	Derek Loville, vs. Jacksonville (12/27/97)
2	Melvin Bratton, vs. Pittsburgh (1/7/90)
2	Greg Lewis, vs. Houston (1/4/92)

### LONGEST RUN FROM SCRIMMAGE

62	Davis vs. Miami, 1/9/99
59	Davis vs. Jacksonville, 12/27/97
47	Davis vs. Jacksonville, 1/4/97
44	Loville vs. Jacksonville, 12/27/97
43	Davis at Pittsburgh, 1/11/98
42	Lang vs. Cleveland, 1/17/88
41	Davis at Kansas City, 1/4/98
35	Winder at Seattle, 12/24/83
34	Humphrey vs. San Francisco, 1/28/90
34	Elway at Cleveland, 1/11/87

## PASSING

### MOST PASS ATTEMPTS

#### Career

651	John Elway
80	Craig Morton
30	Jake Plummer
28	Gus Frerotte
26	Norris Weese
19	Steve DeBerg
19	Gary Kubiak

#### Game

47	Elway at L.A. Raiders, 1/9/94
38	Elway vs. Jacksonville, 1/4/97
38	Elway vs. Washington, 1/31/88
38	Elway at Cleveland, 1/11/87
37	Elway vs. N.Y. Giants, 1/25/87

37	Elway vs. Pittsburgh, 12/30/84
36	Elway vs. Cleveland, 1/14/90
34	Elway vs. New York Jets, 1/17/99

### MOST COMPLETIONS

#### Career

355	John Elway
42	Craig Morton
23	Jake Plummer
16	Gary Kubiak
14	Steve DeBerg

#### Game

29	Elway at L.A. Raiders, 1/9/94
25	Elway vs. Jacksonville, 1/4/97
23	Plummer vs. Indianapolis, 1/4/04
22	Elway vs. N.Y. Giants, 1/25/87
22	Elway at Cleveland, 1/11/87
20	Elway vs. Cleveland, 1/14/90
19	Elway vs. Hou., 1/4/92 & at Pitt., 12/30/94

### BEST COMPLETION PERCENTAGE

#### Career (min. 15 attempts)

.842	Gary Kubiak
.767	Jake Plummer
.737	Steve DeBerg
.545	John Elway
.525	Craig Morton

#### Game (min. 10 attempts)

.917	Kubiak at Buffalo, 1/12/92 (11-12)
.767	Jake Plummer at Indianapolis, 1/4/04 (23-30)
.737	DeBerg at Seattle, 12/24/83 (14-19)
.667	Elway vs. Jacksonville, 12/27/97 (16-24)
.667	Elway at Seattle, 12/24/83 (10-15)
.658	Elway vs. Jacksonville, 1/4/97 (25-38)
.621	Elway vs. Atlanta, 1/31/99 (18-29)
.617	Elway at L.A. Raiders, (1/9/94) (29-47)
.600	Elway vs. Pittsburgh, 1/7/90 (12-20)
.595	Elway vs. N.Y. Giants, 1/25/87 (22-37)

### MOST PASSING YARDS

#### Career

4,964	John Elway
605	Craig Morton
212	Gary Kubiak
181	Jake Plummer
140	Norris Weese

#### Game

385	Elway vs. Cleveland, 1/14/90
336	Elway vs. Atlanta, 1/31/99
304	Elway vs. N.Y. Giants, 1/25/87
302	Elway at L.A. Raiders, 1/9/94
281	Elway vs. Cleveland, 1/17/88
259	Elway vs. Houston, 1/10/88
257	Elway vs. Houston, 1/4/92
257	Elway vs. Washington, 1/31/88
257	Elway vs. New England, 1/4/87

### MOST TOUCHDOWN PASSES THROWN

#### Career

27	John Elway
5	Craig Morton
1	Jake Plummer
1	Gus Frerotte
1	Steve DeBerg

#### Game

3	Elway at L.A. Raiders, 1/9/94
3	Elway vs. Cleveland, 1/14/90
3	Elway vs. Cleveland, 1/17/88
2	Elway at Pittsburgh, 1/11/98
2	Elway vs. Jacksonville, 1/4/97
2	Elway vs. Houston, 1/10/88
2	Elway vs. Pittsburgh, 12/30/84
2	Morton vs. Oakland, 1/1/78
2	Morton vs. Pittsburgh, 12/24/77

### MOST INTERCEPTIONS THROWN

#### Career

21	John Elway
6	Craig Morton
2	Jake Plummer
1	Steve DeBerg

#### Game

4	Morton vs. Dallas, 1/15/78
3	Elway vs. Washington, 1/31/88
2	Plummer at Indianapolis, 1/4/04
2	Elway vs. San Francisco, 1/28/90
2	Elway vs. New England, 1/4/87
2	Elway vs. Pittsburgh, 12/30/84
1	15 times (last by Frerotte at Balt., 12/31/00)

### BEST INTERCEPTION AVOIDANCE PCT.

#### Career (min. 15 attempts)

.000	Gary Kubiak
.000	Norris Weese
.032	John Elway
.053	Steve DeBerg

### BEST AVERAGE GAIN PER ATTEMPT

#### Career (min. 15 attempts)

11.16	Gary Kubiak
7.63	John Elway
7.56	Craig Morton
6.89	Steve DeBerg
6.03	Jake Plummer
5.38	Norris Weese

### BEST AVERAGE GAIN PER COMPLETION

#### Career (min. 15 attempts)

14.07	Craig Morton
13.98	John Elway
13.25	Gary Kubiak
11.67	Norris Weese

### HIGHEST POSTSEASON PASSER RATING

#### Career (min. 20 attempts)

87.8	Steve DeBerg
79.7	John Elway
74.4	Jake Plummer
67.1	Craig Morton
63.0	Norris Weese

### LONGEST POSTSEASON PASS PLAYS

80t	Elway to R. Smith, vs. Atlanta, 1/31/99
80t	Elway to Jackson, vs. Cleveland, 1/17/88
74t	Morton to Moses, vs. Oakland, 1/1/78
70t	Elway to Young, vs. Cleveland, 1/14/90
56t	Elway to Nattiel, vs. Washington, 1/31/88
55	Elway to Johnson, vs. Houston, 1/10/88
54	Elway to Johnson, vs. N.Y. Giants, 1/25/87
53	Elway to Young, vs. Cleveland, 1/14/90
52	Willhite to Watson, vs. Pittsburgh, 12/30/84
51	Elway to Jackson, vs. Pittsburgh, 1/7/90

## RECEIVING

### MOST RECEPTIONS

#### Career

47	Shannon Sharpe
40	Vance Johnson
36	Ed McCaffrey
32	Rod Smith
31	Steve Sewell
21	Mark Jackson, Steve Watson
20	Sammy Winder
19	Terrell Davis

#### Game

13	Sharpe at L.A. Raiders, 1/9/94
11	Watson vs. Pittsburgh, 12/30/84
8	McCaffrey at Baltimore, 12/31/00
7	Davis vs. Jacksonville, 1/4/97
7	Johnson at Buffalo, 1/12/92
7	Sewell at Buffalo, 1/12/92
7	Johnson vs. Cleveland, 1/14/90
7	Myles at Seattle, 12/24/83
6	Smith, R., at Pittsburgh, 1/11/98

### MOST RECEIVING YARDS

#### Career

715	Vance Johnson
604	Rod Smith
505	Shannon Sharpe
490	Ed McCaffrey
426	Mark Jackson
375	Steve Sewell
358	Steve Watson
314	Haven Moses
255	Michael Young
251	Ricky Nattiel

#### Game

177	Watson vs. Pittsburgh, 12/30/84
168	Moses vs. Oakland, 1/1/78
156	Sharpe at L.A. Raiders, 1/9/94
152	R. Smith vs. Atlanta, 1/31/99
134	Jackson vs. Cleveland, 1/17/88
123	Young vs. Cleveland, 1/14/90
121	Johnson vs. NY Giants, 1/25/87
111	Jackson vs. Pittsburgh, 1/7/90
105	Johnson vs. Houston, 1/10/88
100	Johnson at Buffalo, 1/12/92

### HIGHEST AVERAGE GAIN PER RECEPTION

#### Career (min. 5 receptions)

24.2	Haven Moses
23.2	Michael Young
20.3	Mark Jackson
18.9	Rod Smith
19.3	Jack Dolbin
19.3	Ricky Nattiel
17.9	Vance Johnson

#### Game (min. 4 receptions)

33.60	Moses vs. Oakland, 1/1/78
33.50	Jackson vs. Cleveland, 1/17/88
30.40	R. Smith vs. Atlanta, 1/31/99
26.25	Johnson vs. Houston, 1/10/88
24.20	Johnson vs. NY Giants, 1/25/87
22.25	Johnson vs. New England, 1/4/87
22.20	Jackson vs. Pittsburgh, 1/7/90

## POSTSEASON INDIVIDUAL RECORDS — OFFENSE



## POSTSEASON INDIVIDUAL RECORDS — SPECIAL TEAMS / DEFENSE

### MOST RECEIVING TOUCHDOWNS

<b>Career</b>	
4	Rod Smith
4	Vance Johnson
2	Howard Griffith, Mark Jackson, Clarence Kay, Ed McCaffrey, Haven Moses, Shannon Sharpe, Sammy Winder

<b>Game</b>	
2	Clarence Kay, vs. Houston, 1/10/88
2	Haven Moses, vs. Oakland, 1/1/78

### PUNTING

#### MOST PUNTS

<b>Career</b>	
46	Mike Horan
45	Tom Rouen
19	Bucky Dilts
10	Luke Prestridge

<b>Game</b>	
9	Rouen at Baltimore, 12/31/00
7	Rouen vs. New York Jets, 1/17/99
7	Horan vs. Washington, 1/31/88
6	Rouen at Kansas City, 1/4/98
6	Horan at Buffalo, 1/12/92
6	Horan vs. San Francisco, 1/28/90
6	Horan at Cleveland, 1/11/87
6	Prestridge at Houston, 12/23/79
6	Dilts vs. Pittsburgh, 12/30/78

#### BEST AVERAGE PER PUNT

<b>Career</b>	
45.70	Luke Prestridge
42.25	Chris Norman
42.13	Mike Horan

<b>Game</b>	
49.00	Horan vs. New England, 1/4/87
48.50	Rouen vs. Miami, 1/9/99
47.75	Prestridge at Seattle, 12/24/83
46.40	Horan vs. Cleveland, 1/14/90
45.29	Rouen vs. New York Jets, 1/17/99
44.33	Prestridge at Houston, 12/23/79
43.67	Horan at Buffalo, 1/12/92

#### LONGEST PUNT

76	Mike Horan at Buffalo, 1/12/92
----	--------------------------------

### INTERCEPTIONS

#### MOST INTERCEPTIONS

<b>Career</b>	
5	Darrien Gordon
3	Tyrone Braxton
3	Bob Swenson
2	Tom Jackson
2	Darrius Johnson
2	Dennis Smith

<b>Game</b>	
2	Gordon vs. Atlanta, 1/31/99
2	Gordon vs. New York Jets, 1/17/99
2	D. Smith vs. Cleveland, 1/14/90
2	T. Jackson vs. Pittsburgh, 12/24/77

### MOST YARDS ON INTERCEPTION RETURNS

<b>Career</b>	
156	Darrien Gordon
76	Darrius Johnson
57	Mark Haynes
49	Tom Jackson
26	Jim Ryan
18	Karl Mecklenberg
18	Bob Swenson
18	Bill Thompson (includes six yards on a lateral from Swenson)

<b>Game</b>	
108	Gordon vs. Atlanta, 1/31/99
57	Haynes vs. Houston, 1/10/88
49	T. Jackson vs. Pittsburgh, 12/24/77
48	Gordon vs. New York Jets, 1/17/99
48	D. Johnson vs. Miami, 1/9/99
28	D. Johnson vs. Atlanta, 1/31/99
26	Ryan at Cleveland, 1/11/87
18	Mecklenburg vs. Houston, 1/10/88
15	B. Jackson vs. Pittsburgh, 12/24/77

#### LONGEST INTERCEPTION RETURN

58	Gordon vs. Atlanta, 1/31/99
57	Haynes vs. Houston, 1/10/88
50	Gordon vs. Atlanta, 1/31/99
48	D. Johnson vs. Miami, 1/9/99
32	T. Jackson vs. Pittsburgh, 12/24/77
30	Gordon vs. New York Jets, 1/17/99
28	D. Johnson vs. Atlanta, 1/31/99
26	Ryan at Cleveland, 1/11/87
18	Mecklenburg vs. Houston, 1/10/88
17	T. Jackson vs. Pittsburgh, 12/24/77

### SACKS

#### MOST SACKS

<b>Career</b>	
6	Simon Fletcher
6	Rulon Jones
3	Rubin Carter
3	Neil Smith
2	Maa Tanuvasa
2	Lyle Alzado
2	Karl Mecklenburg
2	Jim Ryan
2	Alfred Williams
1.5	Ken Woodard

<b>Game</b>	
2	N. Smith at Kansas City, 1/4/98
2	A. Williams at Kansas City, 1/4/98
2	Fletcher at L.A. Raiders, 1/9/94
2	Fletcher vs. Cleveland, 1/14/90
2	R. Jones vs. New England, 1/4/87
2	Alzado vs. Dallas, 1/15/78
2	Carter vs. Dallas, 1/15/78

## POSTSEASON INDIVIDUAL RECORDS — SPECIAL TEAMS

### PUNT RETURNS

#### MOST PUNT RETURNS

<b>Career</b>	
13	Vance Johnson
11	Darrien Gordon
10	Rick Upchurch
7	Gerald Willhite
6	Kevin Clark
3	Glyn Milburn
3	Zach Thomas

<b>Game</b>	
5	Gordon vs. New York Jets, 1/17/99
4	V. Johnson vs. Cleveland, 1/14/90
3	O'Neal at Baltimore, 12/31/00
3	Milburn at L.A. Raiders, 1/9/94
3	V. Johnson at Buffalo, 1/12/92
3	Willhite at Cleveland, 1/11/87
3	V. Johnson vs. New England, 1/4/87
3	Z. Thomas at Seattle, 12/24/83
3	Upchurch vs. Dallas, 1/15/78

#### MOST YARDS ON PUNT RETURNS

<b>Career</b>	
162	Darrien Gordon
115	Vance Johnson
92	Rick Upchurch
46	Kevin Clark
45	Gerald Willhite
38	Glyn Milburn

<b>Game</b>	
79	Gordon vs. New York Jets, 1/17/99
38	Milburn at L.A. Raiders, 1/9/94
36	Gordon at Kansas City, 1/4/98
36	V. Johnson at Buffalo, 1/12/92
36	V. Johnson vs. Cleveland, 1/14/90
30	Upchurch at Pittsburgh, 12/30/78
26	V. Johnson vs. New England, 1/4/87
25	Upchurch at Houston, 12/23/79

#### BEST AVERAGE PER RETURN

<b>Career (min. 2 returns)</b>	
14.7	Darrien Gordon
12.7	Glyn Milburn
9.2	Rick Upchurch
8.8	Vance Johnson
7.6	Kevin Clark
6.4	Gerald Willhite

<b>Game (min. 2 returns)</b>	
15.8	Gordon vs. New York Jets, 1/17/99
15.0	Upchurch at Pittsburgh, 12/30/78
12.7	Milburn at L.A. Raiders, 1/9/94
12.5	Upchurch at Houston, 12/23/79
12.0	V. Johnson at Buffalo, 1/12/92
9.5	Gordon at Pittsburgh, 1/11/98
9.0	V. Johnson vs. Cleveland, 1/14/90
9.0	K. Clark vs. Washington, 1/31/88

#### LONGEST PUNT RETURN

36	Gordon vs. New York Jets, 1/17/99
36	Gordon at Kansas City, 1/4/98
22	Upchurch at Pittsburgh, 12/30/78
19	Gordon at Pittsburgh, 1/11/98
18	Milburn at L.A. Raiders, 1/9/94
17	Willhite vs. Pittsburgh, 12/30/84
17	Upchurch at Houston, 12/23/79
14	Gordon vs. Jacksonville, 12/27/97

### KICKOFF RETURNS

#### MOST KICKOFF RETURNS

<b>Career</b>	
21	Ken Bell
20	Vaughn Hebron
12	Rick Upchurch
8	Darren Carrington
6	Reuben Droughns
6	Glyn Milburn
6	Alton Montgomery

<b>Game</b>	
6	Reuben Droughns at Indianapolis, 1/4/04
6	Milburn at L.A. Raiders, 1/9/94
6	Carrington vs. San Fran., 1/28/90
5	Bell vs. Washington, 1/31/88
4	Hebron vs. Green Bay, 1/25/98
4	Hebron at Pittsburgh, 1/11/98
4	Montgomery vs. Houston, 1/4/92
4	Z. Thomas at Seattle, 12/24/83

#### MOST YARDS ON KICKOFF RETURNS

<b>Career</b>	
460	Vaughn Hebron
383	Ken Bell
259	Rick Upchurch
197	Darren Carrington
133	Reuben Droughns
122	Alton Montgomery

<b>Game</b>	
146	Carrington vs. San Fran., 1/28/90
133	Reuben Droughns at Indianapolis, 1/4/04
94	Upchurch vs. Dallas, 1/15/78
88	Montgomery vs. Houston, 1/4/92
88	Bell vs. Washington, 1/31/88
87	Hebron vs. Jacksonville, 12/27/97
85	Hebron vs. Jacksonville, 1/4/97
85	Milburn at L.A. Raiders, 1/9/94

#### BEST AVERAGE PER KICKOFF RETURN

<b>Career (min. 3 returns)</b>	
27.25	John Schultz
24.63	Darren Carrington
23.00	Vaughn Hebron
22.17	Reuben Droughns
22.00	Alton Montgomery
21.58	Rick Upchurch
20.75	Zach Thomas

<b>Game (min. 2 returns)</b>	
31.33	Upchurch vs. Dallas, 1/15/78
29.00	Hebron vs. Jacksonville, 12/27/97
28.33	Hebron vs. Jacksonville, 1/4/97
25.50	Hebron at Kansas City, 1/4/98
24.33	Carrington vs. San Fran., 1/28/90
22.17	Reuben Droughns at Indianapolis, 1/4/04
22.00	Montgomery vs. Houston, 1/4/88
21.00	Hebron vs. Atlanta, 1/31/99
21.00	Bell vs. New England, 1/4/87

#### LONGEST KICKOFF RETURN

67	Upchurch vs. Dallas, 1/15/78
51	Hebron vs. Jacksonville, 12/27/97
39	Carrington vs. San Fran., 1/28/90
38	Hebron vs. Jacksonville, 1/4/97
37	Schultz vs. Dallas, 1/15/78
35	Bell vs. New England, 1/4/87



## POSTSEASON INDIVIDUAL RECORDS — SCORING

### LONGEST KICKOFF RETURN, CONT.

33	Reuben Droughns at Indianapolis, 1/4/04
32	Hebron vs. Green Bay, 1/25/98
31	Bell vs. Pittsburgh, 1/7/90
31	Willhite vs. Pittsburgh, 12/30/84

### SCORING

#### MOST TOUCHDOWNS SCORED

##### Career

12	Terrell Davis
6	John Elway
4	Rod Smith
4	Howard Griffith
4	Vance Johnson
3	Derek Loville
3	Sammy Winder

##### Game

3	Davis vs. Green Bay, 1/25/98
2	Griffith vs. Atlanta, 1/31/99
2	Davis vs. Miami, 1/9/99
2	Davis at Kansas City, 1/4/98
2	Davis vs. Jacksonville, 12/27/97
2	Loville vs. Jacksonville, 12/27/97
2	G. Lewis vs. Houston, 1/4/92
2	Winder vs. Cleveland, 1/14/90
2	Bratton vs. Pittsburgh, 1/7/90
2	Kay vs. Houston, 1/10/88
2	Moses vs. Oakland, 1/1/78

#### MOST PAT ATTEMPTS

##### Career

32	Jason Elam
19	Rich Karlis
12	David Treadwell
9	Jim Turner

##### Game

6	Elam vs. Jacksonville, 12/27/97
5	Elam vs. Miami, 1/9/99
5	Karlis vs. Cleveland, 1/17/88
4	Elam vs. Atlanta, 1/31/99
4	Elam vs. Green Bay, 1/25/98
4	Treadwell vs. Cleveland, 1/14/90
4	Karlis vs. Houston, 1/10/88
4	Turner vs. Pittsburgh, 12/24/77

#### BEST PAT PERCENTAGE

##### Career

1.000	Rich Karlis (19/19)
1.000	Jim Turner (9/9)
.969	Jason Elam (31/32)

#### MOST FIELD GOALS ATTEMPTED

##### Career

18	Rich Karlis
14	Jason Elam
11	David Treadwell
9	Jim Turner

##### Game

4	Elam vs. Atlanta, 1/31/99
4	Treadwell vs. Cleveland, 1/28/90
4	Karlis vs. N.Y. Giants, 1/25/87
3	Elam vs. N.Y. Jets, 1/17/99
3	Treadwell at Buffalo, 1/12/92
3	Karlis at Cleveland, 1/11/87
3	Karlis vs. Pittsburgh, 12/30/84
3	Turner vs. Oakland, 1/1/78

### MOST FIELD GOALS MADE

##### Career

12	Rich Karlis
11	Jason Elam
7	David Treadwell
4	Jim Turner

##### Game

3	Elam vs. N.Y. Jets, 1/17/99
3	Treadwell vs. Cleveland, 1/14/90
3	Karlis at Cleveland, 1/11/87
2	Elam vs. Atlanta, 1/31/99
2	Treadwell vs. Houston, 1/4/92
2	Karlis vs. Houston, 1/10/88
2	Karlis vs. N.Y. Giants, 1/25/87
2	Karlis vs. New England, 1/4/87
2	Turner vs. Pittsburgh, 12/24/77

#### BEST FIELD GOAL PERCENTAGE

##### Career

.786	Jason Elam (11/14)
.667	Rich Karlis (12/18)
.636	David Treadwell (7/11)
.444	Jim Turner (4/9)

#### LONGEST FIELD GOALS

51	Elam vs. Green Bay, 1/25/98
49	Elam at Indianapolis, 1/4/04
49	Treadwell vs. Houston, 1/4/92
48	Elam vs. N.Y. Jets, 1/17/99
48	Karlis vs. N.Y. Giants, 1/25/87
47	Turner vs. Dallas, 1/15/78
44	Turner vs. Pittsburgh, 12/24/77
43	Elam at Pittsburgh, 1/11/98
43	Treadwell vs. Pittsburgh, 1/7/90
43	Karlis vs. Houston, 1/10/88

#### MOST POINTS SCORED

##### Career

74	Terrell Davis
64	Jason Elam
55	Rich Karlis
36	John Elway
32	David Treadwell
24	Rod Smith
24	Howard Griffith
24	Vance Johnson
21	Jim Turner
18	Derek Loville
18	Sammy Winder

##### Game

18	Davis vs. Green Bay, 1/25/98
13	Treadwell vs. Cleveland, 1/14/90
12	Griffith vs. Atlanta, 1/31/99
12	Davis vs. Miami, 1/9/99
12	Davis at Kansas City, 1/4/98
12	Davis vs. Jacksonville, 12/27/97
12	Loville vs. Jacksonville, 12/27/97
12	G. Lewis vs. Houston, 1/4/92
12	Winder vs. Cleveland, 1/14/90
12	Bratton vs. Pittsburgh, 1/7/90
12	Kay vs. Houston, 1/10/88
12	Moses vs. Oakland, 1/1/78

## POSTSEASON TEAM RECORDS — OFFENSE

### POSTSEASON GAME-BY-GAME

#### Won-Lost Record: 16-13

1/4/04	<b>Indianapolis 41, Denver 10</b> AFC Wild Card Playoff (RCA Dome, att. 56,586)
12/31/00	<b>Baltimore 21, Denver 3</b> AFC Wild Card Playoff (PSINet Stadium, att. 69,638)
1/31/99	<b>Denver 34, Atlanta 19</b> Super Bowl XXXIII (Pro Player Stadium, att. 74,803)
1/17/99	<b>Denver 23, New York Jets 10</b> AFC Championship Game (Mile High Stadium, att.: 75,482)
1/9/99	<b>Denver 38, Miami 3</b> AFC Divisional Playoff Game (Mile High Stadium, att.: 75,729)
1/25/98	<b>Denver 31, Green Bay 24</b> Super Bowl XXXII (Qualcomm Stadium, att.: 68,912)
1/11/98	<b>Denver 24, Pittsburgh 21</b> AFC Championship Game (Three Rivers Stadium, att.: 61,382)
1/4/98	<b>Denver 14, Kansas City 10</b> AFC Divisional Playoff (Arrowhead Stadium, att.: 76,965)
12/27/97	<b>Denver 42, Jacksonville 17</b> AFC Wild Card Playoff (Mile High Stadium, att.: 74,481)
1/4/97	<b>Jacksonville 30, Denver 27</b> AFC Divisional Playoff (Mile High Stadium; att.: 75,678)
1/9/94	<b>L.A. Raiders 42, Denver 24</b> AFC Wild Card Playoff (L.A. Coliseum; att.: 65,314)
1/12/92	<b>Buffalo 10, Denver 7</b> AFC Championship Game (Rich Stadium; att.: 80,272)
1/4/92	<b>Denver 26, Houston 24</b> AFC Divisional Playoff (Mile High Stadium; att.: 75,301)
1/28/90	<b>San Francisco 55, Denver 10</b> Super Bowl XXIV (Superdome; att.: 72,919)
1/14/90	<b>Denver 37, Cleveland 21</b> AFC Championship Game (Mile High Stadium; att.: 76,005)
1/7/90	<b>Denver 24, Pittsburgh 23</b> AFC Divisional Playoff (Mile High Stadium; att.: 75,868)
1/31/88	<b>Washington 42, Denver 10</b> Super Bowl XXII (Jack Murphy Stadium; att.: 73,302)
1/17/88	<b>Denver 38, Cleveland 33,</b> AFC Championship Game (Mile High Stadium; att.: 75,993)
1/10/88	<b>Denver 34, Houston 10</b> AFC Divisional Playoff (Mile High Stadium; att.: 75,968)
1/25/87	<b>N.Y. Giants 39, Denver 20</b> Super Bowl XXI (Rose Bowl; att.: 101,063)
1/11/87	<b>Denver 23, Cleveland 20 (OT)</b> AFC Championship Game (Cleveland Stadium; att.: 79,915)
1/4/87	<b>Denver 22, New England 17</b> AFC Divisional Playoff (Mile High Stadium; att.: 76,105)

12/30/84	<b>Pittsburgh 24, Denver 17</b> AFC Divisional Playoff (Mile High Stadium; att.: 76,105)
12/24/83	<b>Seattle 31, Denver 7</b> AFC Wild Card Playoff (Kingdome; att.: 60,752)
12/23/79	<b>Houston 13, Denver 7</b> AFC Wild Card Playoff (Astrodome; att.: 48,776)
12/30/78	<b>Pittsburgh 33, Denver 10</b> AFC Divisional Playoff (Three Rivers; att.: 48,921)
1/15/78	<b>Dallas 27, Denver 10</b> Super Bowl XII (Superdome; att.: 76,400)
1/1/78	<b>Denver 20, Oakland 17</b> AFC Championship Game (Mile High Stadium; att.: 74,982)
12/24/77	<b>Denver 34, Pittsburgh 17</b> AFC Divisional Playoff (Mile High Stadium; att.: 75,011)

### SCORING

#### MOST POINTS SCORED

42	vs. Jacksonville, 12/27/97
38	vs. Miami, 1/9/99
38	vs. Cleveland, 1/17/88
37	vs. Cleveland, 1/14/90
34	vs. Atlanta, 1/31/99
34	vs. Houston, 1/10/88
34	vs. Pittsburgh, 12/24/77
31	vs. Green Bay, 1/25/98
27	vs. Jacksonville, 1/4/97
26	vs. Houston, 1/4/92

#### MOST POINTS SCORED, ONE HALF

27	vs. Cleveland, 1/14/90 (2nd)
24	at Pittsburgh, 1/11/98 (1st)
23	vs. New York Jets, 1/17/99 (2nd)
21	vs. Miami, 1/9/99 (1st)
21	vs. Jacksonville, 12/27/97 (2nd)
21	vs. Jacksonville, 12/27/97 (1st)
21	at L.A. Raiders, 1/9/94 (1st)
21	vs. Cleveland, 1/17/88 (1st)
20	vs. Pittsburgh, 12/24/77 (2nd)

#### MOST POINTS SCORED, ONE QUARTER

21	vs. Jacksonville, 12/27/97 (4th)
20	vs. New York Jets, 1/17/99 (3rd)
17	vs. Atlanta, 1/31/99 (4th)
17	at Pittsburgh, 1/11/98 (2nd)
15	vs. Jacksonville, 1/4/97 (4th)
14	vs. Miami, 1/9/99 (4th)
14	vs. Miami, 1/9/99 (1st)
14	vs. Jacksonville, 12/27/97 (1st)
14	at LA Raiders, 1/9/94 (2nd)
14	vs. Cleveland, 1/14/90 (3rd)
14	vs. Cleveland, 1/17/88 (1st)

### TOTAL OFFENSE

#### MOST TOTAL PLAYS

77	at Cleveland, 1/11/87
76	vs. Jacksonville, 12/27/97
76	vs. Cleveland, 1/14/90
75	vs. New York Jets, 1/17/99
75	vs. New England, 1/4/87
73	at LA Raiders, 1/9/94
69	at Buffalo, 1/12/92 & at Seattle, 12/24/83



## POSTSEASON TEAM RECORDS — OFFENSE

### MOST TOTAL YARDS

511	vs. Jacksonville, 12/27/97
497	vs. Cleveland, 1/14/90
457	vs. Atlanta, 1/31/99
441	vs. New England, 1/4/87
424	vs. Miami, 1/9/99
418	vs. Houston, 1/4/92
412	vs. Cleveland, 1/17/88
387	at LA Raiders, 1/9/94
374	at Cleveland, 1/11/87

### HIGHEST AVERAGE GAIN PER PLAY

7.0	vs. Atlanta, 1/31/99
7.0	vs. Pittsburgh, 1/7/90
6.8	vs. Miami, 1/9/99
6.7	vs. Jacksonville, 12/27/97
6.5	vs. Cleveland, 1/14/90
6.4	vs. Houston, 1/4/92
6.1	vs. Cleveland, 1/17/88
5.9	vs. Jacksonville, 1/4/97
5.8	vs. NY Giants, 1/25/87

## RUSHING

### MOST RUSHES

49	vs. Jacksonville, 12/27/97
42	vs. New England, 1/4/87
39	vs. Green Bay, 1/25/98
39	vs. Cleveland, 1/14/90
39	vs. Cleveland, 1/17/88
38	vs. New York Jets, 1/17/99
38	vs. Miami, 1/9/99
37	(three times; last at Cleveland, 1/11/87)

### MOST RUSHING YARDS

310	vs. Jacksonville, 12/27/97
250	vs. Miami, 1/9/99
188	vs. New England, 1/4/87
179	vs. Green Bay, 1/25/98
178	vs. New York Jets, 1/17/99
156	vs. Cleveland, 1/17/88
151	vs. Houston, 1/4/92
150	at Pittsburgh, 1/11/98
149	at Cleveland, 1/11/87
146	at Indianapolis, 1/4/04

### BEST AVERAGE GAIN PER RUSH

6.6	vs. Miami, 1/9/99
6.3	vs. Jacksonville, 12/27/97
6.0	vs. Jacksonville, 1/4/97
5.7	vs. Washington, 1/31/88
5.6	at Indianapolis, 1/4/04
5.0	at Pittsburgh, 1/11/98
4.9	vs. Houston, 1/4/92
4.7	vs. New York Jets, 1/17/99
4.6	vs. Green Bay, 1/25/98

### MOST RUSHING TOUCHDOWNS

5	vs. Jacksonville, 12/27/97
4	vs. Green Bay, 1/25/98
3	vs. Atlanta, 1/31/99
3	vs. Miami, 1/9/99
2	(six times, last vs. Jacksonville, 1/4/97)

## PASSING

### MOST PASS ATTEMPTS

54	at Los Angeles Raiders, 1/9/94
41	vs. New York Giants, 1/25/87
39	vs. Washington, 1/31/88
38	at Baltimore, 12/31/00
38	vs. Jacksonville, 1/4/97
38	at Cleveland, 1/11/87
38	vs. Pittsburgh, 12/24/77

### MOST COMPLETIONS

32	at Los Angeles Raiders, 1/9/94
26	vs. New York Giants, 1/25/87
25	vs. Jacksonville, 1/4/97
24	at Seattle, 12/24/83
23	at Indianapolis, 1/4/04
22	at Buffalo, 1/12/92
22	at Cleveland, 1/11/87

### BEST COMPLETION PERCENTAGE

.767 (23/30)	at Indianapolis, 1/4/04
.706 (24/34)	at Seattle, 12/24/83
.667 (16/24)	vs. Jacksonville, 12/27/97
.667 (22/33)	at Buffalo, 1/12/92
.658 (25/38)	vs. Jacksonville, 1/4/97
.634 (26/41)	vs. New York Giants, 1/25/87
.621 (18/29)	vs. Atlanta, 1/31/99
.609 (14/23)	vs. Miami, 1/9/99

### MOST NET PASSING YARDS

377	vs. Cleveland, 1/14/90
336	vs. Atlanta, 1/31/99
331	at Los Angeles Raiders, 1/9/94
320	vs. New York Giants, 1/25/87
267	vs. Houston, 1/4/92
256	vs. Cleveland, 1/17/88

### MOST TOUCHDOWN PASSES

3	at Los Angeles Raiders, 1/9/94
3	vs. Cleveland, 1/14/90
3	vs. Cleveland, 1/17/88
2	(six times; last at Pittsburgh, 1/11/98)

### MOST INTERCEPTIONS THROWN

4	vs. Dallas, 1/15/78
3	vs. Washington, 1/31/88
2	at Indianapolis, 1/4/04
2	vs. New England, 1/4/87
2	vs. Pittsburgh, 12/30/84
2	at Seattle, 12/24/83

### MOST TIMES SACKED

6	at Houston, 12/23/79
6	at Pittsburgh, 12/30/78
5	at Baltimore, 12/31/00
5	vs. Washington, 1/31/88
4	at Buffalo, 1/12/92
4	vs. New York Giants, 1/25/87
4	vs. Pittsburgh, 12/30/84
4	vs. Dallas, 1/15/78

### MOST YARDAGE LOST ON SACKS

50	vs. Washington, 1/31/88
43	at Baltimore, 12/31/00
40	at Houston, 12/23/79
37	vs. Pittsburgh, 12/30/84
37	at Pittsburgh, 12/30/78

## POSTSEASON TEAM RECORDS — OFFENSE / SPECIAL TEAMS / MISC.

## FIRST DOWNS

### MOST FIRST DOWNS

28	vs. Jacksonville, 12/27/97
26	at Los Angeles Raiders, 1/9/94
26	vs. Houston, 1/4/92
24	vs. Miami, 1/9/99
24	vs. Cleveland, 1/17/88
23	at Pittsburgh, 1/11/98
23	vs. New York Giants, 1/25/87
23	vs. New England, 1/4/87

### MOST FIRST DOWNS RUSHING

18	vs. Jacksonville, 12/27/97
14	vs. Green Bay, 1/25/98
13	vs. Miami, 1/9/99
13	vs. Houston, 1/4/92
12	vs. New England, 1/4/87
10	at Indianapolis, 1/4/04
10	vs. Cleveland, 1/17/88

### MOST FIRST DOWNS PASSING

18	at Los Angeles Raiders, 1/9/94
16	vs. New York Giants, 1/25/87
15	at Pittsburgh, 1/11/98
14	vs. Atlanta, 1/31/99
14	vs. Cleveland, 1/14/90
14	at Seattle, 12/24/83
13	vs. Jacksonville, 1/4/97
13	at Buffalo, 1/12/92
13	at Cleveland, 1/11/87

### MOST FIRST DOWNS BY PENALTY

4	at Los Angeles Raiders, 1/9/94
3	at Kansas City, 1/4/98
3	vs. Cleveland, 1/17/88
3	at Cleveland, 1/11/87
2	(11 times)

## PUNTS

### MOST PUNTS

9	at Baltimore, 12/31/00
8	vs. New York Jets, 1/17/99
7	vs. Washington, 1/31/88
7	at Cleveland, 1/11/87
6	at Kansas City, 1/4/98
6	at Buffalo, 1/12/92
6	vs. New England, 1/4/87
6	at Pittsburgh, 12/30/78

### BEST PUNTING AVERAGE

48.5	vs. Miami, 1/9/99 (2 punts)
47.8	at Seattle, 12/24/83 (4 punts)
46.4	vs. Cleveland, 1/14/90 (5 punts)
46.0	vs. New England, 1/4/87 (6 punts)
45.2	at Houston, 12/23/79 (5 punts)

### BEST NET PUNTING AVERAGE

40.3	at Buffalo, 1/12/92
40.0	vs. Pittsburgh, 12/30/84
39.5	vs. Oakland, 1/1/78

## PUNT RETURNS

### MOST PUNT RETURNS

5	vs. New York Jets, 1/17/99
4	vs. Cleveland, 1/14/90
4	vs. New England, 1/4/87
4	vs. Dallas, 1/15/78
4	vs. Oakland, 1/1/78

### MOST YARDS PUNT RETURNS

79	vs. New York Jets, 1/17/99
38	at Los Angeles Raiders, 1/9/94
36	at Kansas City, 1/4/98
36	at Buffalo, 1/12/92
36	vs. Cleveland, 1/14/90
35	vs. New England, 1/4/87
30	at Pittsburgh, 12/30/78

## KICKOFF RETURNS

### MOST KICKOFF RETURNS

6	at Indianapolis, 1/4/04
6	vs. Jacksonville, 1/4/97
6	at Los Angeles Raiders, 1/9/94
6	at Seattle, 12/24/83
6	at Pittsburgh, 12/30/78
6	vs. Dallas, 1/15/78

### MOST YARDS ON KICKOFF RETURNS

173	vs. Dallas, 1/15/78
133	at Indianapolis, 1/4/04
123	vs. Jacksonville, 1/4/97
119	vs. Pittsburgh, 1/7/90
118	at Seattle, 12/24/83
95	vs. Green Bay, 1/25/98
88	vs. Houston, 1/4/92
88	vs. Washington, 1/31/88

## FUMBLES

### MOST FUMBLES

4	at Kansas City, 1/4/98
4	at Buffalo, 1/12/92
4	vs. Dallas, 1/15/78
3	vs. Jacksonville, 12/27/97
3	vs. Houston, 1/4/92
3	vs. Pittsburgh, 12/24/77

### MOST FUMBLES LOST

4	vs. Dallas, 1/15/78
2	at Kansas City, 1/4/98
2	vs. Jacksonville, 12/27/97
2	vs. Cleveland, 1/14/90
2	at Pittsburgh, 12/30/78
1	(seven times)

## PENALTIES

### MOST PENALTIES

10	at Los Angeles Raiders, 1/9/94
9	vs. Jacksonville, 12/27/97
8	at Kansas City, 1/4/98
8	vs. Jacksonville, 1/4/97
8	at Pittsburgh, 12/30/78
8	vs. Dallas, 1/15/78
8	vs. Oakland, 1/1/78



## POSTSEASON TEAM RECORDS — SPECIAL TEAMS / DEFENSE

## MOST YARDS PENALIZED

104	at Pittsburgh, 12/30/78
97	at Los Angeles Raiders, 1/9/94
94	vs. Jacksonville, 12/27/97
70	vs. Houston, 1/4/92
70	at Houston, 12/23/79
65	vs. Green Bay, 1/25/98
64	at Kansas City, 1/4/98
64	vs. Jacksonville, 1/4/97
60	vs. Dallas, 1/15/78

## FEWEST PENALTIES

1	vs. Cleveland, 1/14/90
1	vs. Pittsburgh, 12/30/84
2	vs. Pittsburgh, 1/7/90
3	vs. New England, 1/4/87
3	vs. Pittsburgh, 12/24/77

## FEWEST YARDS PENALIZED

5	vs. Cleveland, 1/14/90
5	vs. Pittsburgh, 12/30/84
19	vs. Pittsburgh, 1/7/90
20	three games

## FIELD GOALS

## MOST FIELD GOALS ATTEMPTED

4	vs. Atlanta, 1/31/99
4	vs. Cleveland, 1/14/90
4	vs. New York Giants, 1/25/87
3	vs. New York Jets, 1/17/99
3	at Buffalo, 1/12/92
3	at Cleveland, 1/11/87
3	vs. Pittsburgh, 12/30/84
3	vs. Oakland, 1/1/78

## MOST FIELD GOALS MADE

3	vs. New York Jets, 1/17/99
3	vs. Cleveland, 1/14/90
3	at Cleveland, 1/11/87
2	vs. Atlanta, 1/31/99
2	vs. Houston, 1/4/91
2	vs. Houston, 1/10/88
2	vs. New York Giants, 1/25/87
2	vs. Pittsburgh, 12/24/77

## TOTAL DEFENSE

## FEWEST TOTAL PLAYS ALLOWED

49	vs. Jacksonville, 12/27/97
51	vs. Miami, 1/9/99
53	at Los Angeles Raiders, 1/9/94
53	at Seattle, 12/24/83
54	at Indianapolis, 1/4/04
54	vs. New England, 1/4/87
55	at Baltimore, 12/31/00
55	vs. Houston, 1/4/92
60	vs. Atlanta, 1/31/99

## FEWEST TOTAL YARDS ALLOWED

213	at Buffalo, 1/12/92
237	vs. Jacksonville, 12/27/97
240	at Baltimore, 12/31/00
252	vs. Miami, 1/9/99
256	vs. Cleveland, 1/14/90
271	vs. New England, 1/4/87
282	at Houston, 12/23/79

## LOWEST AVERAGE YIELD PER PLAY

3.5	at Buffalo, 1/12/92
4.0	vs. Pittsburgh, 12/24/77
4.1	vs. Cleveland, 1/14/90
4.1	vs. Oakland, 1/1/78

## RUSHING DEFENSE

## FEWEST RUSHING PLAYS ALLOWED

13	vs. New York Jets, 1/17/99
13	vs. Miami, 1/9/99
14	vs. Jacksonville, 12/27/97
14	vs. Cleveland, 1/14/90
19	vs. Houston, 1/4/92
20	vs. Green Bay, 1/25/98
23	at Indianapolis, 1/4/04
23	vs. Atlanta, 1/31/99
24	at Kansas City, 1/4/98
24	vs. New England, 1/4/87

## FEWEST RUSHING YARDS ALLOWED

14	vs. New York Jets, 1/17/99
14	vs. Miami, 1/9/99
50	vs. Jacksonville, 12/27/97
66	vs. Cleveland, 1/14/90
73	vs. Houston, 1/10/88
77	at Kansas City, 1/4/98
85	at Indianapolis, 1/4/04
94	vs. Oakland, 1/1/78
95	vs. Green Bay, 1/25/98
97	vs. Houston, 1/4/92

## LOWEST AVERAGE YIELD PER RUSH

1.1	vs. New York Jets, 1/17/99
1.1	vs. Miami, 1/9/99
2.6	vs. Oakland, 1/1/78
3.0	at Buffalo, 1/12/92
3.0	at Cleveland, 1/11/87
3.2	at Kansas City, 1/4/98
3.2	at Houston, 12/23/79

## PASSING DEFENSE

## FEWEST OPPONENT PASSES ALLOWED

13	at Seattle, 12/24/83
15	at Baltimore, 12/31/00
19	at Los Angeles Raiders, 1/9/94
22	at Houston, 12/23/79
24	vs. New England, 1/4/87

## FEWEST OPPONENT PASSES COMPLETED

9	at Baltimore, 12/31/00
10	at Houston, 12/23/79
12	at Seattle, 12/24/83
13	at Los Angeles Raiders, 1/9/94
13	at Buffalo, 1/12/92
13	vs. New England, 1/4/87

## FEWEST OPPONENT NET YARDS PASSING

109	at Buffalo, 1/12/92
118	at Baltimore, 12/31/00
147	at Houston, 12/23/79
150	vs. New England, 1/4/87
177	vs. Pittsburgh, 12/24/77

## POSTSEASON TEAM RECORDS — DEFENSE

## LOWEST % OF OPPONENT PASSES COMPLETED

.432	vs. Cleveland, 1/14/90 (19/44)
.455	at Houston, 12/23/79 (10/22)
.486	vs. Oakland, 1/1/78 (17/35)
.514	vs. Pittsburgh, 12/24/77 (19/37)

## MOST OPPONENT PASSES INTERCEPTED

3	vs. Atlanta, 1/31/99
3	at Pittsburgh, 1/11/98
3	vs. Pittsburgh, 12/24/77
2	vs. New York Jets, 1/17/99; vs. Miami, 1/9/99
	at Buffalo, 1/12/92; vs. Houston, 1/10/88
	at Cleveland, 1/11/87; at Houston, 12/23/79

## MOST YARDS ON INTERCEPTION RETURNS

136	vs. Atlanta, 1/31/99
75	vs. Houston, 1/10/88
64	vs. Pittsburgh, 12/24/77
48	vs. New York Jets, 1/17/99
48	vs. Miami, 1/9/99
40	at Cleveland, 1/11/87
14	vs. Cleveland, 1/14/90; vs. Oakland, 1/1/78

## MOST SACKS

6	vs. New England, 1/4/87
5	vs. Dallas, 1/15/78
4	at Kansas City, 1/4/98
4	vs. Cleveland, 1/14/90
3	at Pittsburgh, 1/11/98; vs. Jacksonville, 12/27/97

## MOST OPPONENT YARDAGE LOST ON SACKS

44	vs. New England, 1/4/87
35	vs. Dallas, 1/15/78
34	at Kansas City, 1/4/98
21	at Seattle, 12/24/83

## FIRST DOWNS

## FEWEST OPPONENT FIRST DOWNS

12	at Buffalo, 1/12/92
12	vs. New England, 1/4/87
13	at Baltimore, 12/31/00
14	vs. Miami, 1/9/99
14	vs. Jacksonville, 12/27/97
14	vs. Cleveland, 1/14/90
17	at Cleveland, 1/11/87
17	vs. Dallas, 1/15/78

## FEWEST OPPONENT RUSHING FIRST DOWNS

1	vs. New York Jets, 1/17/99
1	vs. Miami, 1/9/99
3	vs. Jacksonville, 12/27/97
3	vs. Cleveland, 1/14/90
4	vs. Green Bay, 1/25/98
4	at Kansas City, 1/4/98
4	at Cleveland, 1/11/87
5	four times; last at Baltimore, 12/31/00

## FEWEST OPPONENT PASSING FIRST DOWNS

5	at Buffalo, 1/12/92
6	vs. New England, 1/4/87
6	at Houston, 12/23/79
7	at Baltimore, 12/31/00
8	vs. Dallas, 1/15/78
8	vs. Pittsburgh, 12/24/77
9	vs. Jacksonville, 12/27/97

## FEWEST OPPONENT FIRST DOWNS BY PENALTY

0	at Indianapolis, 1/4/04
0	vs. New York Jets, 1/17/99
0	vs. San Francisco, 1/28/90
0	vs. Cleveland, 1/14/90
0	vs. Pittsburgh, 1/7/90
0	vs. New England, 1/4/87
0	vs. Pittsburgh, 12/30/84
0	vs. Pittsburgh, 12/24/77

## PUNTING

## MOST OPPONENT PUNTS

10	at Baltimore, 12/31/00
9	vs. New England, 1/4/87
8	at Buffalo, 1/12/92
8	vs. Cleveland, 1/14/90

## LOWEST OPPONENT PUNTING AVERAGE

28.3	at Houston, 12/23/79 (3 punts)
29.5	vs. Jacksonville, 12/27/97 (4 punts)
34.0	vs. Pittsburgh, 12/24/77 (6 punts)
36.0	vs. Oakland, 1/1/78 (5 punts)

## FUMBLES

## MOST OPPONENT FUMBLES

6	vs. Dallas, 1/15/78
4	vs. New York Jets, 1/17/99
4	at Pittsburgh, 12/30/78
3	five times (last at Indianapolis, 1/4/04)

## MOST OPP. FUMBLES RECOVERED BY DENVER

4	vs. New York Jets, 1/17/99
3	vs. Cleveland, 1/17/88
2	vs. Green Bay, 1/25/98; vs. Pittsburgh, 1/7/90
	vs. Pittsburgh, 12/30/84; vs. Dallas, 1/15/78
	vs. Oakland, 1/1/78

## PENALTIES

## MOST OPPONENT PENALTIES

17	at L.A. Raiders, 1/9/94
13	vs. Houston, 1/4/92
12	vs. Dallas, 1/15/78
11	at Pittsburgh, 12/30/78
10	vs. Miami, 1/9/99; vs. Houston, 1/10/88
	vs. Pittsburgh, 12/24/77

## MOST YARDS OPPONENT PENALIZED

130	at L.A. Raiders, 1/9/94
94	vs. Dallas, 1/15/78
88	at Pittsburgh, 12/30/78
85	vs. Houston, 1/4/92
76	at Cleveland, 1/11/87

## SCORING DEFENSE

## FEWEST POINTS ALLOWED

3	vs. Miami, 1/9/99
10	vs. New York Jets, 1/17/99
10	at Kansas City, 1/4/98
10	at Buffalo, 1/12/92
10	vs. Houston, 1/10/88
13	at Houston, 12/23/79
17	vs. Jacksonville, 12/27/97
17	vs. New England, 1/4/87
17	vs. Oakland, 1/1/78



## OUTSTANDING PERFORMANCES

A Complete List of Denver's 100-Yard Rushing, 100-Yard Receiving and 300-Yard Passing Performances

### 100-Yard Rushing Games — 145 Total (137 regular season / 8 postseason)

Player	Performance	Date, Opponent
Don Stone	17-104, 1 TD	Oct. 6, 1963 vs. San Diego
Billy Joe	20-105, 0 TD	Nov. 17, 1963 vs. New York
Billy Joe	16-108, 1 TD	Nov. 15, 1964 vs. New York
Cookie Gilchrist	32-142, 0 TD	Sept. 24, 1965 at Boston
Cookie Gilchrist	16-119, 0 TD	Nov. 14, 1965 at Houston
Floyd Little	25-126, 1 TD	Oct. 27, 1968 vs. Miami
Floyd Little	30-147, 1 TD	Nov. 3, 1968 at Boston
Floyd Little	21-105, 1 TD	Sept. 14, 1969 vs. Boston
Floyd Little	15-104, 1 TD	Sept. 21, 1969 vs. New York Jets
Floyd Little	29-166, 1 TD	Oct. 19, 1969 at Cincinnati
Floyd Little	16-140, 1 TD	Oct. 25, 1970 at San Francisco
Bobby Anderson	25-106, 1 TD	Oct. 17, 1971 vs. San Diego
Floyd Little	25-113, 1 TD	Oct. 24, 1971 at Cleveland
Floyd Little	24-123, 1 TD	Oct. 31, 1971 at Philadelphia
Floyd Little	22-101, 0 TD	Nov. 14, 1971 vs. Cincinnati
Floyd Little	29-125, 0 TD	Dec. 5, 1971 vs. Chicago
Floyd Little	22-101, 0 TD	Sept. 17, 1972 vs. Houston
Floyd Little	18-100, 2 TD	Oct. 15, 1972 vs. Minnesota
Floyd Little	14-124, 1 TD	Nov. 5, 1972 at New York Giants
Floyd Little	19-123, 1 TD	Oct. 14, 1973 at Houston
Joe Dawkins	30-117, 0 TD	Oct. 28, 1973 at New York Jets
Floyd Little	22-109, 2 TD	Nov. 11, 1973 vs. San Diego
Otis Armstrong	19-131, 0 TD	Sept. 22, 1974 vs. Pittsburgh
Otis Armstrong	17-142, 1 TD	Oct. 27, 1974 at Cleveland
Otis Armstrong	19-110, 1 TD	Nov. 10, 1974 at Baltimore
Otis Armstrong	29-146, 0 TD	Nov. 24, 1974 at Oakland
Jon Keyworth	15-148, 1 TD	Nov. 24, 1974 at Oakland
Otis Armstrong	24-144, 1 TD	Nov. 28, 1974 at Detroit
Otis Armstrong	31-183, 3 TD	Dec. 8, 1974 vs. Houston
Otis Armstrong	18-142, 0 TD	Dec. 15, 1974 at San Diego
Jon Keyworth	20-132, 0 TD	Nov. 30, 1975 vs. San Diego
Otis Armstrong	16-101, 1 TD	Oct. 24, 1976 at Kansas City
Otis Armstrong	18-116, 0 TD	Nov. 7, 1976 vs. Tampa Bay
Otis Armstrong	26-116, 1 TD	Dec. 12, 1976 at Chicago
Norris Weese	12-120, 0 TD	Dec. 12, 1976 at Chicago
Otis Armstrong	21-120, 0 TD	Nov. 20, 1977 at Kansas City
Rob Lytle	16-110, 1 TD	Nov. 19, 1978 vs. Green Bay
Rob Lytle	18-102, 1 TD	Nov. 25, 1979 vs. Oakland
Otis Armstrong	22-107, 1 TD	Oct. 13, 1980 vs. Washington
Otis Armstrong	25-106, 1 TD	Oct. 26, 1980 at New York Giants
Sammy Winder	20-119, 0 TD	Sept. 25, 1983 vs. L.A. Raiders
Sammy Winder	29-165, 0 TD	Oct. 9, 1983 at Houston
Sammy Winder	31-139, 1 TD	Sept. 23, 1984 vs. Kansas City
Sammy Winder	34-126, 0 TD	Oct. 28, 1984 at L.A. Raiders
Sammy Winder	20-103, 2 TD	Sept. 29, 1985 vs. Miami
Sammy Winder	20-104, 2 TD	Sept. 21, 1986 at Philadelphia
Sammy Winder	19-102, 0 TD	Jan. 4, 1987 vs. New England*
Joe Dudek	23-128, 2 TD	Oct. 12, 1987 vs. L.A. Raiders
Tony Dorsett	23-113, 1 TD	Sept. 11, 1988 vs. San Diego
Tony Dorsett	32-119, 2 TD	Sept. 26, 1988 vs. L.A. Raiders
Sammy Winder	17-100, 0 TD	Oct. 9, 1988 at San Francisco
Bobby Humphrey	23-102, 1 TD	Oct. 8, 1989 vs. San Diego
Bobby Humphrey	25-105, 2 TD	Nov. 5, 1989 vs. Pittsburgh
Bobby Humphrey	31-110, 0 TD	Nov. 20, 1989 at Washington
Bobby Humphrey	31-125, 0 TD	Dec. 3, 1989 at L.A. Raiders
Bobby Humphrey	23-128, 0 TD	Dec. 16, 1989 at Phoenix
Bobby Humphrey	19-132, 2 TD	Sept. 17, 1990 vs. Kansas City
Bobby Humphrey	25-129, 0 TD	Sept. 23, 1990 vs. Seattle
Bobby Humphrey	34-177, 1 TD	Sept. 30, 1990 at Buffalo
Bobby Humphrey	20-106, 1 TD	Oct. 8, 1990 vs. Cleveland
Gaston Green	24-116, 0 TD	Sept. 1, 1991 vs. Cincinnati
Gaston Green	24-127, 3 TD	Sept. 22, 1991 vs. San Diego
Gaston Green	26-158, 0 TD	Sept. 29, 1991 at Minnesota
Greg Lewis	19-111, 1 TD	Nov. 3, 1991 vs. Pittsburgh
Gaston Green	18-103, 0 TD	Nov. 10, 1991 vs. L.A. Raiders
Gaston Green	24-133, 1 TD	Nov. 17, 1991 at Kansas City
Rod Bernstine	23-101, 0 TD	Oct. 18, 1993 vs. L.A. Raiders
Rod Bernstine	21-103, 0 TD	Dec. 18, 1993 at Chicago
Leonard Russell	24-103, 0 TD	Oct. 9, 1994 at Seattle
Leonard Russell	19-109, 1 TD	Nov. 13, 1994 vs. Seattle
Terrell Davis	22-135, 1 TD	Nov. 5, 1995 vs. Arizona
Terrell Davis	30-176, 1 TD	Nov. 19, 1995 vs. San Diego
Terrell Davis	19-110, 1 TD	Nov. 26, 1995 at Houston
Glyn Milburn	18-131, 0 TD	Dec. 10, 1995 vs. Seattle

## OUTSTANDING PERFORMANCES, CONT.

### 100-Yard Rushing Games, cont.

Player	Performance	Date, Opponent
Aaron Craver	20-108, 1 TD	Dec. 24, 1995 at Oakland
Terrell Davis	28-111, 0 TD	Sept. 8, 1996 at Seattle
Terrell Davis	22-137, 1 TD	Sept. 15, 1996 vs. Tampa Bay
Terrell Davis	19-141, 2 TD	Sept. 22, 1996 at Kansas City
Terrell Davis	24-112, 0 TD	Sept. 29, 1996 at Cincinnati
Terrell Davis	28-194, 2 TD	Oct. 20, 1996 vs. Baltimore
Terrell Davis	32-154, 2 TD	Nov. 17, 1996 at New England
Terrell Davis	26-106, 1 TD	Dec. 1, 1996 at Seattle
Terrell Davis	26-101, 1 TD	Aug. 31, 1997 vs. Kansas City
Terrell Davis	21-107, 1 TD	Sept. 7, 1997 at Seattle
Terrell Davis	21-103, 0 TD	Sept. 14, 1997 vs. St. Louis
Terrell Davis	27-215, 1 TD	Sept. 21, 1997 vs. Cincinnati
Terrell Davis	32-171, 2 TD	Oct. 6, 1997 vs. New England
Terrell Davis	42-207, 1 TD	Oct. 26, 1997 at Buffalo
Terrell Davis	21-101, 0 TD	Nov. 2, 1997 vs. Seattle
Terrell Davis	21-104, 0 TD	Nov. 9, 1997 vs. Carolina
Terrell Davis	34-127, 0 TD	Nov. 16, 1997 at Kansas City
Terrell Davis	26-178, 1 TD	Nov. 30, 1997 at San Diego
Terrell Davis	31-184, 2 TD	Dec. 27, 1997 vs. Jacksonville*
Derek Loville	11-103, 2 TD	Dec. 27, 1997 vs. Jacksonville*
Terrell Davis	25-101, 2 TD	Jan. 4, 1998 at Kansas City*
Terrell Davis	26-139, 1 TD	Jan. 11, 1998 at Pittsburgh*
Terrell Davis	30-157, 3 TD	Jan. 25, 1998 vs. Green Bay†
Terrell Davis	23-191, 3 TD	Sept. 13, 1998 vs. Dallas
Terrell Davis	28-104, 0 TD	Sept. 20, 1998 at Oakland
Terrell Davis	21-119, 1 TD	Sept. 27, 1998 at Washington
Terrell Davis	20-168, 2 TD	Oct. 4, 1998 vs. Philadelphia
Terrell Davis	30-208, 1 TD	Oct. 11, 1998 at Seattle
Terrell Davis	31-136, 3 TD	Oct. 25, 1998 vs. Jacksonville
Terrell Davis	27-149, 2 TD	Nov. 1, 1998 at Cincinnati
Terrell Davis	18-111, 1 TD	Nov. 16, 1998 at Kansas City
Terrell Davis	31-162, 1 TD	Nov. 22, 1998 vs. Oakland
Terrell Davis	28-147, 1 TD	Dec. 13, 1998 at New York Giants
Terrell Davis	29-178, 0 TD	Dec. 27, 1998 vs. Seattle
Terrell Davis	21-199, 2 TD	Jan. 9, 1999 vs. Miami*
Terrell Davis	32-167, 1 TD	Jan. 17, 1999 vs. New York Jets*
Terrell Davis	25-102, 0 TD	Jan. 31, 1999 vs. Atlanta*
Olandis Gary	37-124, 1 TD	Oct. 17, 1999 vs. Green Bay
Olandis Gary	30-108, 2 TD	Nov. 7, 1999 at San Diego
Olandis Gary	22-183, 0 TD	Dec. 19, 1999 vs. Seattle
Olandis Gary	29-185, 1 TD	Dec. 25, 1999 at Detroit
Mike Anderson	31-131, 2 TD	Sept. 10, 2000 vs. Atlanta
Mike Anderson	32-187, 0 TD	Sept. 17, 2000 at Oakland
Mike Anderson	20-103, 1 TD	Oct. 15, 2000 vs. Cleveland
Terrell Davis	33-115, 1 TD	Nov. 5, 2000 at New York Jets
Mike Anderson	30-195, 2 TD	Nov. 26, 2000 at Seattle
Mike Anderson	37-251, 4 TD	Dec. 3, 2000 at New Orleans
Mike Anderson	29-131, 2 TD	Dec. 10, 2000 vs. Seattle
Terrell Davis	21-101, 0 TD	Sept. 10, 2001 vs. New York Giants
Mike Anderson	22-155, 1 TD	Oct. 7, 2001 vs. Kansas City
Mike Anderson	33-118, 1 TD	Nov. 22, 2001 at Dallas
Terrell Davis	19-109, 0 TD	Dec. 9, 2001 vs. Seattle
Clinton Portis	18-103, 1 TD	Sept. 22, 2002 vs. Buffalo
Clinton Portis	20-102, 0 TD	Oct. 6, 2002 vs. San Diego
Clinton Portis	26-111, 2 TD	Oct. 27, 2002 at New England
Clinton Portis	23-136, 0 TD	Nov. 17, 2002 at Seattle
Clinton Portis	23-159, 2 TD	Dec. 1, 2002 at San Diego
Clinton Portis	24-103, 0 TD	Dec. 8, 2002 at New York Jets
Clinton Portis	21-130, 3 TD	Dec. 15, 2002 vs. Kansas City
Clinton Portis	24-228, 2 TD	Dec. 29, 2002 vs. Arizona
Clinton Portis	24-120, 2 TD	Sept. 7, 2003 at Cincinnati
Clinton Portis	12-129, 0 TD	Sept. 14, 2003 at San Diego
Clinton Portis	23-141, 1 TD	Oct. 5, 2003 at Kansas City
Clinton Portis	25-117, 1 TD	Oct. 19, 2003 at Minnesota
Clinton Portis	26-111, 1 TD	Nov. 3, 2003 vs. New England
Clinton Portis	25-106, 0 TD	Nov. 16, 2003 vs. San Diego
Clinton Portis	14-165, 0 TD	Nov. 23, 2003 vs. Chicago
Clinton Portis	34-170, 2 TD	Nov. 30, 2003 at Oakland
Clinton Portis	22-218, 5 TD	Dec. 7, 2003 vs. Kansas City
Clinton Portis	38-139, 2 TD	Dec. 14, 2003 vs. Cleveland
Quentin Griffin	28-136, 0 TD	Dec. 21, 2003 at Indianapolis

(\* Denotes postseason game; † Denotes Super Bowl XXXII; ‡ Denotes Super Bowl XXXIII)



## OUTSTANDING PERFORMANCES, CONT.

### 100-Yard Rushing Games, cont.

**TOTALS** — Terrell Davis 41 (includes seven postseason games), Clinton Portis 18, Floyd Little 15, Otis Armstrong 13, Bobby Humphrey 9, Mike Anderson 8, Sammy Winder 8 (includes one postseason game), Gaston Green 5, Olandis Gary 4, Rod Bernstein 2, Tony Dorsett 2, Cookie Gilchrist 2, Billy Joe 2, Jon Keyworth 2, Rob Lytle 2, Leonard Russell 2, Bobby Anderson 1, Aaron Craver 1, Joe Dawkins 1, Joe Dudek 1, Quentin Griffin 1, Greg Lewis 1, Derek Loville 1 (postseason), Glyn Milburn 1, Donnie Stone 1, Norris Weese 1.

#### Most 100-yard games, regular season

11—Terrell Davis, 1998  
10—Clinton Portis, 2003  
10—Terrell Davis, 1997  
8—Clinton Portis, 2002  
7—Terrell Davis, 1996  
7—Otis Armstrong, 1974  
6—Mike Anderson, 2000  
5—Gaston Green, 1991  
5—Bobby Humphrey, 1989

#### Most Consecutive 100-yard games

7—Terrell Davis, 1998  
6—Clinton Portis 2003 (Current)  
4—Terrell Davis, 1997 (three times; incl. 1 in postseason)  
4—Terrell Davis, 1996  
4—Bobby Humphrey, 1990  
4—Otis Armstrong, 1974

#### Most 100-yard games by a rookie

8—Clinton Portis, 2002  
6—Mike Anderson, 2000  
5—Bobby Humphrey, 1989  
4—Olandis Gary, 1999  
3—Terrell Davis, 1995

### 100-Yard Receiving Games — 215 Total (205 regular season / 10 postseason)

Player	Performance	Date, Opponent
Al Carmichael	6-130, 1 TD	Sept. 9, 1960 at Boston
Lionel Taylor	6-125, 1 TD	Sept. 23, 1960 at New York
Lionel Taylor	7-101, 2 TD	Oct. 2, 1960 vs. Oakland
Al Carmichael	3-109, 2 TD	Oct. 23, 1960 vs. Boston
Lionel Taylor	10-106, 1 TD	Oct. 23, 1960 vs. Boston
Lionel Taylor	10-140, 1 TD	Nov. 6, 1960 vs. Houston
Al Carmichael	7-117, 2 TD	Nov. 6, 1960 vs. Houston
Lionel Taylor	10-138, 0 TD	Nov. 20, 1960 at Houston
Lionel Taylor	9-199, 3 TD	Nov. 27, 1960 vs. Buffalo
Lionel Taylor	9-171, 1 TD	Dec. 10, 1960 at Los Angeles
Lionel Taylor	7-132, 2 TD	Sept. 10, 1961 at Buffalo
Lionel Taylor	11-126, 0 TD	Sept. 24, 1961 at New York
Lionel Taylor	9-118, 0 TD	Oct. 1, 1961 at Oakland
Lionel Taylor	7-120, 1 TD	Oct. 8, 1961 vs. Dallas
Al Frazier	7-166, 1 TD	Oct. 15, 1961 vs. Oakland
Al Frazier	6-126, 1 TD	Oct. 22, 1961 vs. New York
Al Frazier	5-125, 1 TD	Nov. 12, 1961 vs. San Diego
Lionel Taylor	10-119, 0 TD	Nov. 12, 1961 vs. San Diego
Donnie Stone	9-137, 1 TD	Dec. 3, 1961 vs. Boston
Lionel Taylor	9-133, 0 TD	Sept. 15, 1962 at Buffalo
Al Frazier	4-125, 1 TD	Sept. 15, 1962 at Buffalo
Lionel Taylor	12-119, 0 TD	Sept. 21, 1962 at Boston
Jerry Tarr	4-152, 2 TD	Sept. 21, 1962 at Boston
Lionel Taylor	7-110, 0 TD	Dec. 9, 1962 at Dallas
Lionel Taylor	7-169, 1 TD	Sept. 29, 1963 vs. Boston
Lionel Taylor	7-142, 2 TD	Oct. 6, 1963 vs. San Diego
Bob Scarpitto	4-134, 2 TD	Oct. 13, 1963 vs. Houston
Lionel Taylor	10-116, 1 TD	Dec. 15, 1963 at Oakland
Gene Prebola	4-106, 1 TD	Dec. 15, 1963 at Oakland
Lionel Taylor	8-149, 0 TD	Sept. 27, 1964 vs. Houston
Hewritt Dixon	4-109, 0 TD	Oct. 25, 1964 at Oakland
Hewritt Dixon	5-121, 1 TD	Nov. 1, 1964 at Kansas City
Al Denson	3-113, 1 TD	Nov. 1, 1964 at Kansas City
Lionel Taylor	13-112, 0 TD	Nov. 29, 1964 vs. Oakland
Bob Scarpitto	11-111, 1 TD	Dec. 20, 1964 at Houston
Bob Scarpitto	5-108, 2 TD	Sept. 11, 1965 at San Diego
Lionel Taylor	9-172, 1 TD	Sept. 19, 1965 vs. Buffalo
Lionel Taylor	7-114, 0 TD	Nov. 7, 1965 vs. San Diego
Lionel Taylor	11-141, 2 TD	Nov. 21, 1965 vs. Oakland
Lionel Taylor	8-164, 0 TD	Dec. 5, 1965 at Oakland
Wendell Hayes	5-126, 1 TD	Dec. 5, 1965 at Oakland
Al Denson	5-158, 1 TD	Oct. 2, 1966 vs. Houston
Charlie Mitchell	4-126, 1 TD	Dec. 4, 1966 vs. Miami
Bob Scarpitto	5-123, 3 TD	Dec. 18, 1966 at Buffalo
Al Denson	4-131, 2 TD	Sept. 3, 1967 vs. Boston
Al Denson	7-134, 1 TD	Sept. 24, 1967 vs. New York Jets
Eric Crabtree	6-123, 1 TD	Oct. 22, 1967 vs. San Diego
Al Denson	4-107, 1 TD	Oct. 29, 1967 at Kansas City
Al Denson	7-102, 2 TD	Nov. 19, 1967 at Buffalo

## OUTSTANDING PERFORMANCES, CONT.

### 100-Yard Receiving Games, cont.

Player	Performance	Date, Opponent
Eric Crabtree	8-107, 1 TD	Nov. 23, 1967 at San Diego
Eric Crabtree	6-129, 1 TD	Dec. 17, 1967 vs. Kansas City
Al Denson	8-115, 0 TD	Sept. 15, 1968 at Cincinnati
Eric Crabtree	7-113, 0 TD	Sept. 22, 1968 at Kansas City
Eric Crabtree	5-148, 1 TD	Oct. 13, 1968 at New York Jets
Jimmy Jones	8-128, 2 TD	Oct. 20, 1968 at San Diego
Floyd Little	4-165, 1 TD	Nov. 24, 1968 vs. Buffalo
Al Denson	6-131, 2 TD	Dec. 8, 1968 at Oakland
Mike Haffner	4-122, 0 TD	Dec. 14, 1968 vs. Kansas City
Al Denson	6-138, 1 TD	Sept. 28, 1969 at Buffalo
Mike Haffner	6-102, 1 TD	Oct. 26, 1969 at Houston
Al Denson	6-140, 2 TD	Nov. 23, 1969 at San Diego
John Embree	9-122, 1 TD	Nov. 23, 1969 at San Diego
Jerry Simmons	6-153, 0 TD	Nov. 21, 1971 at Kansas City
Rod Sherman	4-110, 0 TD	Sept. 17, 1972 vs. Houston
Jerry Simmons	6-118, 1 TD	Oct. 22, 1972 at Oakland
Bobby Anderson	13-143, 0 TD	Sept. 10, 1973 vs. Chicago
Riley Odoms	5-114, 1 TD	Nov. 4, 1973 at St. Louis
Haven Moses	5-108, 2 TD	Nov. 25, 1973 vs. Kansas City
Haven Moses	5-132, 0 TD	Oct. 13, 1974 vs. New Orleans
Floyd Little	7-127, 0 TD	Oct. 20, 1974 vs. San Diego
Riley Odoms	7-125, 0 TD	Nov. 18, 1974 vs. Kansas City
Rick Upchurch	3-153, 1 TD	Sept. 21, 1975 vs. Kansas City
Haven Moses	5-168, 2 TD	Jan. 1, 1978 vs. Oakland*
Haven Moses	5-115, 0 TD	Nov. 12, 1978 at Cleveland
Haven Moses	5-101, 1 TD	Nov. 19, 1978 vs. Green Bay
Riley Odoms	7-165, 2 TD	Dec. 10, 1978 vs. Kansas City
Haven Moses	5-116, 1 TD	Dec. 16, 1978 vs. Pittsburgh
Riley Odoms	5-125, 0 TD	Sept. 23, 1979 vs. Seattle
Haven Moses	4-107, 1 TD	Oct. 14, 1979 at Kansas City
Haven Moses	5-133, 1 TD	Oct. 22, 1979 at Pittsburgh
Riley Odoms	7-114, 0 TD	Oct. 28, 1979 vs. Kansas City
Haven Moses	5-103, 1 TD	Sept. 21, 1980 vs. San Diego
Haven Moses	6-141, 0 TD	Dec. 14, 1980 vs. Oakland
Riley Odoms	8-128, 1 TD	Dec. 14, 1980 vs. Oakland
Steve Watson	7-143, 3 TD	Sept. 20, 1981 vs. Baltimore
Steve Watson	8-178, 2 TD	Sept. 27, 1981 vs. San Diego
Steve Watson	5-182, 2 TD	Oct. 11, 1981 vs. Detroit
Rick Upchurch	5-138, 0 TD	Oct. 18, 1981 at Kansas City
Steve Watson	5-102, 1 TD	Nov. 22, 1981 at Cincinnati
Steve Watson	2-103, 0 TD	Dec. 6, 1981 vs. Kansas City
Rick Upchurch	6-102, 2 TD	Dec. 20, 1981 at Chicago
Steve Watson	5-101, 1 TD	Dec. 5, 1982 vs. Atlanta
Steve Watson	10-183, 0 TD	Dec. 12, 1982 at Los Angeles Rams
Steve Watson	6-161, 1 TD	Sept. 11, 1983 at Baltimore
Steve Watson	8-119, 0 TD	Oct. 16, 1983 vs. Cincinnati
Steve Watson	6-121, 1 TD	Oct. 30, 1983 vs. Kansas City
Rick Upchurch	6-143, 0 TD	Oct. 30, 1983 vs. Kansas City
Steve Watson	7-110, 1 TD	Nov. 6, 1983 at Seattle
Steve Watson	4-119, 1 TD	Nov. 20, 1983 vs. Seattle
Clint Sampson	3-101, 2 TD	Dec. 4, 1983 vs. Cleveland
Steve Watson	7-111, 1 TD	Oct. 7, 1984 at Detroit
Butch Johnson	9-156, 2 TD	Nov. 4, 1984 vs. New England
Steve Watson	8-134, 1 TD	Nov. 4, 1984 vs. New England
Steve Watson	5-123, 2 TD	Nov. 18, 1984 vs. Minnesota
Steve Watson	11-177, 1 TD	Dec. 30, 1984 vs. Pittsburgh*
Vance Johnson	6-116, 1 TD	Dec. 14, 1985 vs. Kansas City
Vance Johnson	5-121, 1 TD	Jan. 25, 1987 vs. N.Y. Giants*
Bobby Micho	9-105, 2 TD	Oct. 18, 1987 at Kansas City
Vance Johnson	5-115, 1 TD	Nov. 22, 1987 at L.A. Raiders
Ricky Nattiel	4-118, 1 TD	Nov. 29, 1987 at San Diego
Vance Johnson	4-105, 0 TD	Jan. 10, 1988 vs. Houston*
Mark Jackson	4-134, 1 TD	Jan. 17, 1988 vs. Cleveland*
Vance Johnson	7-134, 0 TD	Sept. 26, 1988 vs. L.A. Raiders
Ricky Nattiel	3-102, 1 TD	Oct. 23, 1988 at Pittsburgh
Mark Jackson	6-140, 2 TD	Nov. 27, 1988 vs. L.A. Rams
Mark Jackson	7-145, 0 TD	Dec. 4, 1988 at L.A. Raiders
Mark Jackson	7-137, 1 TD	Dec. 11, 1988 at Seattle
Vance Johnson	5-145, 1 TD	Oct. 1, 1989 at Cleveland
Vance Johnson	5-145, 1 TD	Oct. 1, 1989 at Cleveland
Michael Young	6-137, 0 TD	Oct. 22, 1989 at Seattle
Vance Johnson	9-148, 1 TD	Oct. 29, 1989 vs. Philadelphia
Vance Johnson	6-154, 2 TD	Nov. 26, 1989 vs. Seattle
Mark Jackson	5-111, 0 TD	Jan. 7, 1990 vs. Pittsburgh*
Michael Young	2-123, 1 TD	Jan. 14, 1990 vs. Cleveland*



## OUTSTANDING PERFORMANCES, CONT.

### 100-Yard Receiving Games, cont.

Player	Performance	Date, Opponent
Vance Johnson	6-150, 0 TD	Sept. 17, 1990 vs. Kansas City
Vance Johnson	9-120, 0 TD	Sept. 23, 1990 vs. Seattle
Mark Jackson	6-127, 1 TD	Oct. 21, 1990 at Indianapolis
Mark Jackson	7-111, 0 TD	Oct. 6, 1991 at Houston
Vance Johnson	7-100, 0 TD	Jan. 12, 1991 at Buffalo*
Shannon Sharpe	9-118, 0 TD	Oct. 4, 1992 vs. Kansas City
Mark Jackson	5-113, 2 TD	Oct. 25, 1992 at San Diego
Arthur Marshall	5-134, 1 TD	Nov. 8, 1992 vs. N.Y. Jets
Mark Jackson	3-108, 1 TD	Nov. 15, 1992 vs. N.Y. Giants
Shannon Sharpe	7-109, 1 TD	Dec. 12, 1992 at Buffalo
Derek Russell	6-104, 0 TD	Sept. 12, 1993 at Kansas City
Vance Johnson	10-148, 1 TD	Oct. 10, 1993 at Green Bay
Derek Russell	5-111, 0 TD	Oct. 18, 1993 vs. L.A. Raiders
Shannon Sharpe	7-104, 0 TD	Nov. 14, 1993 vs. Minnesota
Shannon Sharpe	6-115, 2 TD	Jan. 2, 1994 at L.A. Raiders
Shannon Sharpe	13-156, 1 TD	Jan. 9, 1994 at L.A. Raiders*
Mike Pritchard	5-119, 1 TD	Sept. 4, 1994 vs. San Diego
Mike Pritchard	9-100, 0 TD	Sept. 11, 1994 at New York Jets
Anthony Miller	6-105, 1 TD	Sept. 11, 1994 at New York Jets
Shannon Sharpe	6-121, 1 TD	Oct. 23, 1994 at San Diego
Anthony Miller	6-102, 1 TD	Nov. 20, 1994 vs. Atlanta
Cedric Tillman	8-175, 0 TD	Nov. 20, 1994 vs. Atlanta
Anthony Miller	5-116, 1 TD	Nov. 27, 1994 vs. Cincinnati
Anthony Miller	6-153, 0 TD	Dec. 4, 1994 at Kansas City
Anthony Miller	3-118, 0 TD	Dec. 17, 1994 at San Francisco
Shannon Sharpe	10-180, 0 TD	Sept. 3, 1995 vs. Buffalo
Anthony Miller	6-108, 3 TD	Sept. 10, 1995 at Dallas
Anthony Miller	7-149, 2 TD	Oct. 16, 1995 vs. Oakland
Shannon Sharpe	8-137, 1 TD	Nov. 19, 1995 vs. San Diego
Anthony Miller	6-152, 2 TD	Nov. 26, 1995 at Houston
Shannon Sharpe	9-131, 0 TD	Sept. 22, 1996 at Kansas City
Anthony Miller	5-131, 1 TD	Sept. 29, 1996 at Cincinnati
Shannon Sharpe	13-153, 3 TD	Oct. 6, 1996 vs. San Diego
Shannon Sharpe	9-161, 0 TD	Oct. 20, 1996 vs. Baltimore
Rod Smith	5-122, 0 TD	Aug. 31, 1997 vs. Kansas City
Rod Smith	4-126, 2 TD	Sept. 14, 1997 vs. St. Louis
Shannon Sharpe	6-119, 1 TD	Sept. 28, 1997 at Atlanta
Rod Smith	5-130, 0 TD	Oct. 6, 1997 vs. New England
Rod Smith	5-114, 1 TD	Nov. 2, 1997 vs. Seattle
Shannon Sharpe	8-174, 0 TD	Nov. 9, 1997 vs. Carolina
Rod Smith	7-114, 0 TD	Nov. 16, 1997 at Kansas City
Shannon Sharpe	10-142, 0 TD	Nov. 24, 1997 vs. Oakland
Ed McCaffrey	7-111, 2 TD	Nov. 30, 1997 at San Diego
Rod Smith	4-115, 2 TD	Dec. 7, 1997 at Pittsburgh
Shannon Sharpe	8-162, 1 TD	Dec. 21, 1997 vs. San Diego
Ed McCaffrey	5-117, 0 TD	Sept. 13, 1998 vs. Dallas
Rod Smith	8-136, 1 TD	Oct. 11, 1998 at Seattle
Ed McCaffrey	7-133, 1 TD	Nov. 1, 1998 at Cincinnati
Ed McCaffrey	9-133, 1 TD	Nov. 8, 1998 vs. San Diego
Rod Smith	8-101, 1 TD	Nov. 29, 1998 at San Diego
Ed McCaffrey	6-103, 1 TD	Dec. 6, 1998 vs. Kansas City
Rod Smith	8-165, 0 TD	Dec. 6, 1998 vs. Kansas City
Rod Smith	9-158, 1 TD	Dec. 27, 1998 vs. Seattle
Rod Smith	5-152, 1 TD	Jan. 31, 1999 vs. Atlanta <sup>3</sup>
Ed McCaffrey	6-105, 3 TD	Sept. 13, 1999 vs. Miami
Byron Chamberlain	3-123, 0 TD	Oct. 17, 1999 vs. Green Bay
Ed McCaffrey	5-116, 2 TD	Oct. 17, 1999 vs. Green Bay
Ed McCaffrey	5-111, 0 TD	Oct. 24, 1999 at New England
Rod Smith	7-117, 0 TD	Oct. 31, 1999 vs. Minnesota
Ed McCaffrey	6-125, 1 TD	Nov. 14, 1999 at Seattle
Rod Smith	8-106, 0 TD	Dec. 5, 1999 vs. Kansas City
Rod Smith	9-106, 0 TD	Jan. 2, 2000 vs. San Diego
Ed McCaffrey	7-115, 0 TD	Sept. 4, 2000 at St. Louis
Rod Smith	7-117, 2 TD	Sept. 10, 2000 vs. Atlanta
Rod Smith	8-134, 0 TD	Sept. 24, 2000 vs. Kansas City
Rod Smith	13-160, 0 TD	Oct. 1, 2000 vs. New England
Ed McCaffrey	5-129, 0 TD	Oct. 15, 2000 vs. Cleveland
Rod Smith	5-111, 3 TD	Oct. 15, 2000 vs. Cleveland
Ed McCaffrey	10-136, 0 TD	Oct. 22, 2000 at Cincinnati
Rod Smith	7-110, 1 TD	Oct. 22, 2000 at Cincinnati
Rod Smith	5-134, 0 TD	Nov. 5, 2000 at New York Jets
Ed McCaffrey	10-148, 2 TD	Nov. 19, 2000 vs. San Diego
Rod Smith	11-187, 1 TD	Nov. 19, 2000 vs. San Diego
Ed McCaffrey	8-112, 1 TD	Dec. 10, 2000 vs. Seattle
Rod Smith	6-101, 0 TD	Dec. 17, 2000 at Kansas City

## OUTSTANDING PERFORMANCES, CONT.

### 100-Yard Receiving Games, cont.

Player	Performance	Date, Opponent
Rod Smith	9-115, 1 TD	Sept. 10, 2001 vs. New York Giants
Rod Smith	14-162, 2 TD	Sept. 23, 2001 vs. Arizona
Rod Smith	8-110, 1 TD	Oct. 7, 2001 vs. Kansas City
Rod Smith	6-159, 1 TD	Oct. 28, 2001 vs. New England
Rod Smith	8-100, 1 TD	Dec. 16, 2001 at Kansas City
Ed McCaffrey	6-113, 1 TD	Oct. 6, 2002 vs. San Diego
Shannon Sharpe	12-214, 2 TD	Oct. 20, 2002 at Kansas City
Ed McCaffrey	8-116, 0 TD	Oct. 27, 2002 at New England
Ed McCaffrey	7-126, 0 TD	Dec. 1, 2002 at San Diego
Shannon Sharpe	9-100, 0 TD	Dec. 8, 2002 at New York Jets
Ashley Lelie	4-106, 0 TD	Dec. 22, 2002 at Oakland
Ed McCaffrey	7-112, 0 TD	Dec. 29, 2002 vs. Arizona
Ashley Lelie	3-108, 1 TD	Sept. 22, 2003 vs. Oakland
Rod Smith	8-130, 0 TD	Oct. 5, 2003 at Kansas City
Shannon Sharpe	7-101, 3 TD	Nov. 16, 2003 vs. San Diego
Ashley Lelie	5-115, 0 TD	Dec. 21, 2003 at Indianapolis

(\* Denotes Postseason; \*Denotes Super Bowl XXXIII)

**TOTALS** — Rod Smith 28 (includes one postseason game), Lionel Taylor 24, Ed McCaffrey 18, Shannon Sharpe 18 (includes one post-season game), Steve Watson 16 (includes one postseason game), Vance Johnson 12 (includes three postseason games), Al Denson 10, Mark Jackson 10 (includes two postseason games), Haven Moses 10 (includes one postseason game), Anthony Miller 9, Riley Odoms 6, Eric Crabtree 5, Al Frazier 4, Bob Scarpitto 4, Rick Upchurch 4, Al Carmichael 3, Ashley Lelie 3, Floyd Little 2, Ricky Nattiel 2, Mike Pritchard 2, Derek Russell 2, Jerry Simmons 2, Michael Young 2 (includes one postseason game), Bobby Anderson 1, Byron Chamberlain 1, John Embree 1, Wendell Jones 1, Arthur Marshall 1, Bobby Micho 1, Charlie Mitchell 1, Gene Prebola 1, Clint Sampson 1, Rod Sherman 1, Donnie Stone 1, Jerry Tarr 1, Cedric Tillman 1.

#### Most 100-yard games, regular season

8—Rod Smith, 2000  
7—Lionel Taylor, 1960  
6—Rod Smith, 1997  
5—Rod Smith, 2001  
5—Ed McCaffrey, 2000  
5—Anthony Miller, 1994  
5—Steve Watson, 1983  
5—Steve Watson, 1981

#### Most consecutive 100-yard games

3—Rod Smith, 10/15/00, 10/22/00 & 11/5/00  
3—Anthony Miller, 11/20/94, 11/27/94 & 12/4/94  
3—Mark Jackson, 11/27/88, 12/4/88 & 12/11/88  
3—Lionel Taylor, 9/24/61, 10/1/61 & 11/8/61

#### Most 100-yard games by a rookie

7—Lionel Taylor, 1960  
3—Al Frazier, 1961

### 300-Yard Passing Games — 73 Total (69 regular season / 4 postseason)

Player	Performance	Opponent
Frank Tripucka	30-52-2, 375 yds., 3 TD	Nov. 6, 1960 vs. Houston
Frank Tripucka	19-41-5, 328 yds., 3 TD	Nov. 27, 1960 vs. Buffalo
Frank Tripucka	28-47-2, 376 yds., 2 TD	Sept. 7, 1962 vs. San Diego
Frank Tripucka	29-56-3, 447 yds., 2 TD	Sept. 15, 1962 at Buffalo
Frank Tripucka	26-40-1, 308 yds., 1 TD	Oct. 21, 1962 vs. Houston
Jacky Lee	11-36-1, 370 yds., 1 TD	Dec. 5, 1965 at Oakland
John McCormick	13-37-3, 328 yds., 3 TD	Dec. 18, 1966 at Buffalo
Marlin Briscoe	12-29-2, 335 yds., 4 TD	Nov. 24, 1968 vs. Buffalo
Steve Tensi	19-26-1, 301 yds., 3 TD	Nov. 23, 1969 at San Diego
Charley Johnson	20-28-0, 361 yds., 2 TD	Oct. 22, 1972 at Oakland
Charley Johnson	24-39-2, 326 yds., 1 TD	Sept. 20, 1973 vs. Chicago
Charley Johnson	28-42-2, 445 yds., 2 TD	Nov. 18, 1974 vs. Kansas City
Charley Johnson	12-20-2, 329 yds., 3 TD	Sept. 21, 1975 vs. Kansas City
Craig Morton	27-39-2, 306 yds., 2 TD	Nov. 16, 1980 vs. New York Jets
Craig Morton	18-30-1, 338 yds., 1 TD	Dec. 14, 1980 vs. Oakland
Craig Morton	17-18-0, 308 yds., 4 TD	Sept. 27, 1981 vs. San Diego
Craig Morton	25-38-1, 342 yds., 2 TD	Oct. 18, 1981 at Kansas City
Steve DeBerg	21-34-2, 305 yds., 2 TD	Nov. 22, 1981 at Cincinnati
Steve DeBerg	23-31-1, 307 yds., 2 TD	Dec. 12, 1982 at L.A. Rams
Steve DeBerg	21-41-0, 350 yds., 1 TD	Oct. 30, 1983 vs. Kansas City
John Elway	23-44-0, 345 yds., 3 TD	Dec. 11, 1983 vs. Baltimore
John Elway	25-40-1, 315 yds., 3 TD	Nov. 4, 1984 vs. New England
John Elway	28-43-1, 353 yds., 4 TD	Sept. 15, 1985 vs. New Orleans
John Elway	22-37-5, 301 yds., 1 TD	Dec. 14, 1985 vs. Kansas City
John Elway	24-42-0, 432 yds., 1 TD	Dec. 20, 1985 at Seattle



## OUTSTANDING PERFORMANCES, CONT.

### 300-Yard Passing Games, cont.

Player	Performance	Opponent
John Elway	18-32-1, 321 yds., 1 TD	Oct. 26, 1986 vs. Seattle
John Elway	29-47-2, 336 yds., 0 TD	Nov. 23, 1986 at N.Y. Giants
John Elway	22-37-1, 304 yds., 1 TD	Jan. 25, 1987 vs. N.Y. Giants*
John Elway	22-32-1, 338 yds., 4 TD	Sept. 13, 1987 vs. Seattle
John Elway	21-40-2, 341 yds., 3 TD	Nov. 16, 1987 vs. Chicago
John Elway	21-32-1, 347 yds., 3 TD	Nov. 29, 1987 at San Diego
John Elway	21-42-2, 335 yds., 1 TD	Dec. 13, 1987 at Seattle
John Elway	29-49-3, 324 yds., 2 TD	Dec. 4, 1988 at L.A. Raiders
John Elway	18-35-0, 344 yds., 2 TD	Oct. 22, 1989 at Seattle
John Elway	20-36-0, 385 yds., 3 TD	Jan. 14, 1990 vs. Cleveland*
John Elway	21-30-0, 317 yds., 2 TD	Oct. 21, 1990 at Indianapolis
John Elway	24-36-1, 328 yds., 2 TD	Dec. 9, 1990 at Kansas City
John Elway	24-42-1, 301 yds., 2 TD	Oct. 6, 1991 at Houston
John Elway	23-38-0, 311 yds., 2 TD	Oct. 4, 1992 vs. Kansas City
John Elway	28-45-1, 300 yds., 1 TD	Sept. 20, 1993 at Kansas City
John Elway	33-59-1, 367 yds., 1 TD	Oct. 10, 1993 at Green Bay
John Elway	25-36-0, 361 yds., 3 TD	Jan. 2, 1994 at L.A. Raiders
John Elway	29-47-1, 302 yds., 3 TD	Jan. 9, 1994 at L.A. Raiders*
John Elway	36-46-2, 371 yds., 3 TD	Sept. 4, 1994 vs. San Diego
John Elway	29-41-1, 319 yds., 1 TD	Sept. 11, 1994 at N.Y. Jets
John Elway	30-41-0, 349 yds., 2 TD	Oct. 30, 1994 vs. Cleveland
John Elway	27-42-1, 382 yds., 2 TD	Nov. 20, 1994 vs. Atlanta
John Elway	22-41-1, 317 yds., 0 TD	Sept. 3, 1995 vs. Buffalo
John Elway	30-47-0, 327 yds., 2 TD	Sept. 17, 1995 vs. Washington
John Elway	23-46-0, 324 yds., 2 TD	Oct. 16, 1995 vs. Oakland
John Elway	27-41-2, 332 yds., 2 TD	Nov. 26, 1995 at Houston
John Elway	24-41-1, 320 yds., 2 TD	Dec. 24, 1995 at Oakland
John Elway	23-37-1, 335 yds., 2 TD	Sept. 29, 1996 at Cincinnati
John Elway	32-41-1, 323 yds., 4 TD	Oct. 6, 1996 vs. San Diego
John Elway	25-39-1, 326 yds., 3 TD	Oct. 20, 1996 vs. Baltimore
John Elway	27-36-1, 334 yds., 2 TD	Nov. 24, 1996 at Minnesota
John Elway	26-46-0, 309 yds., 1 TD	Oct. 19, 1997 at Oakland
John Elway	22-32-1, 400 yds., 2 TD	Dec. 6, 1998 vs. Kansas City
John Elway	26-36-0, 338 yds., 4 TD	Dec. 27, 1998 vs. Seattle
John Elway	18-29-1, 336 yds., 1 TD	Jan. 31, 1999 vs. Atlanta*
Brian Griese	19-31-1, 363 yds., 2 TD	Oct. 17, 1999 vs. Green Bay
Brian Griese	25-38-0, 316 yds., 1 TD	Oct. 24, 1999 at New England
Brian Griese	19-29-0, 307 yds., 2 TD	Sept. 4, 2000 at St. Louis
Brian Griese	31-50-1, 361 yds., 1 TD	Oct. 1, 2000 vs. New England
Brian Griese	19-34-0, 336 yds., 3 TD	Oct. 15, 2000 vs. Cleveland
Brian Griese	30-45-1, 365 yds., 2 TD	Oct. 22, 2000 at Cincinnati
Brian Griese	22-35-1, 327 yds., 2 TD	Nov. 5, 2000 at New York Jets
Gus Frerotte	36-58-4, 462 yds., 5 TD	Nov. 19, 2000 vs. San Diego
Brian Griese	19-29-0, 330 yds., 3 TD	Sept. 10, 2001 vs. N.Y. Giants
Brian Griese	35-35-3, 328 yds., 1 TD	Sept. 30, 2002 at Baltimore
Brian Griese	26-35-1, 316 yds., 2 TD	Oct. 6, 2002 vs. San Diego
Brian Griese	27-46-2, 335 yds., 1 TD	Oct. 13, 2002 vs. Miami
Brian Griese	30-50-0, 376 yds., 2 TD	Oct. 20, 2002 at Kansas City

(\*Denotes Postseason; \*Denotes Super Bowl XXXIII)

**TOTALS**—John Elway 40 (includes four postseason games), Brian Griese 12, Frank Tripucka 5, Charley Johnson 4, Craig Morton 4, Steve DeBerg 3, Gus Frerotte 1, Jacky Lee 1, John McCormick 1, Marlin Briscoe 1, Steve Tensi 1.

#### Most 300-yard games, season


5—Brian Griese, 2000  
5—John Elway, 1995  
4—Brian Griese, 2002  
4—John Elway, 1987, '93, '94, '96

#### Most consecutive 300-yard games

4—Brian Griese, 2002  
3—Brian Griese, 2000  
3—John Elway, 1996, 1993-94

#### Most 300-yard games by a rookie

1—John Elway, 1983  
1—Marlin Briscoe, 1968





## PLAYER HISTORY

### ALL-TIME HONORS

#### 2003

**Pro Bowl:** Tom Nalen, Clinton Portis, Al Wilson. **AII-NFL:** Tom Nalen (1st team AP, Pro Football Weekly). **AII-AFC:** Tom Nalen (Pro Football Weekly). **NFL Alumni Offensive Lineman of the Year:** Tom Nalen.

#### 2002

**Pro Bowl:** Trevor Pryce, Al Wilson (Wilson did not play in game due to injury). **AII-NFL:** Al Wilson (2nd team Football Digest). **NFL Offensive Rookie of the Year:** Clinton Portis (AP, Pro Football Weekly, Football Digest). **NFL Rookie of the Year:** Clinton Portis (Sports Illustrated/Dr. Z). **AII-Rookie:** Clinton Portis (Pro Football Weekly).

#### 2001

**Pro Bowl:** Dwayne Carswell, Jason Elam, Ian Gold, Deltha O'Neal, Trevor Pryce, Rod Smith, Al Wilson (Pryce and Smith did not play in game due to injury). **AII-NFL:** Jason Elam (2nd team AP, College & Pro Football Newsweekly and Football News), Trevor Pryce (2nd team AP and College & Pro Football Newsweekly), Rod Smith (1st team Football Digest, 2nd team AP), Deltha O'Neal (2nd team College & Pro Football Newsweekly). **AII-AFC:** Jason Elam (Pro Football Weekly, Football News), Ian Gold (Pro Football Weekly), Deltha O'Neal (Pro Football Weekly), Trevor Pryce (Football News), Rod Smith (Pro Football Weekly). **NFL Alumni Special Teams Player of the Year:** Jason Elam.

#### 2000

**Pro Bowl:** Brian Griese, Tom Nalen, Trevor Pryce, Rod Smith (Griese and Nalen did not play in game due to injury). **AII-NFL:** Howard Griffith (2nd team College & Pro Football Newsweekly and Football Digest), Ed McCaffrey (Sports Illustrated), Tom Nalen (AP, USA Today, Sports Illustrated, The Sporting News, Football Digest; 2nd team College & Pro Football Newsweekly), Trevor Pryce (2nd team College & Pro Football Newsweekly), Rod Smith (USA Today, College & Pro Football Newsweekly, Football Digest; 2nd team AP). **AII-AFC:** Tom Nalen (Pro Football Weekly, Football News), Trevor Pryce (Pro Football Weekly, Football News), Rod Smith (Pro Football Weekly, Football News). **NFL Offensive Rookie of the Year:** Mike Anderson (AP, Pro Football Weekly, Football Digest). **NFL Rookie of the Year:** Mike Anderson (USA Today). **AII-Rookie:** Mike Anderson (Pro Football Weekly, Football News, Football Digest), Deltha O'Neal (punt returner—Football News).

#### 1999

**Pro Bowl:** Tom Nalen, Trevor Pryce, Detron Smith (Nalen did not play in game due to injury). **AII-NFL:** Trevor Pryce (AP, Sports Illustrated, College & Pro Football Newsweekly, 2nd team Football Digest), Tom Nalen (The Sporting News, Football Digest, 2nd team AP). **AII-AFC:** Trevor Pryce (Pro Football Weekly), Detron Smith (special teams; Pro Football Weekly). **AII-Rookie:** Olandis Gary (Pro Football Weekly, College & Pro Football Newsweekly, Football News, Football Digest), Chris Watson (kick returner; College & Pro Football Newsweekly).

#### 1998

**Pro Bowl:** Steve Atwater, Terrell Davis, Jason Elam, John Elway, Tony Jones, Ed McCaffrey, Tom Nalen, Bill Romanowski, Mark Schlereth, Shannon Sharpe (Davis and Sharpe did not play in game due to injury). **AII-NFL:** Terrell Davis (AP, Sports Illustrated, The Sporting News, USA Today, Pro Football Weekly, College & Pro Football Newsweekly, Football Digest), Jason Elam (2nd team AP, College & Pro Football Newsweekly, Football Digest), Howard Griffith (2nd team Football Digest), Ed McCaffrey (2nd team AP), Tom Nalen (USA Today), Mark Schlereth (2nd team College & Pro Football Newsweekly), Shannon Sharpe (AP, The Sporting News, USA Today, Pro Football Weekly, College & Pro Football Newsweekly, Football Digest), Rod Smith (2nd team College & Pro Football Newsweekly). **AII-AFC:** Terrell Davis (Pro Football Weekly, Football News), Jason Elam (Pro Football Weekly, Football News), Vaughn Hebronn (kick returner—Pro Football Weekly), Ed McCaffrey (Football News), Shannon Sharpe (Pro Football Weekly, Football News). **AII-Rookie:** Eric Brown (Football News, Football Digest, College & Pro Football Newsweekly). **Super Bowl XXXIII Most Valuable Player (Pete Rozelle Trophy):** John Elway. **NFL Most Valuable Player:** Terrell Davis (AP, Pro Football Weekly, Pro Football Writers of America). **NFL Player of the Year:** Terrell Davis (Sporting News, Football Digest, NFL Films). **NFL Offensive Player of the Year:** Terrell Davis (AP, College & Pro Football Newsweekly). **AFC Player of the Year:** Terrell Davis (Football News). **AFC Offensive Player of the Year:** Terrell Davis (Kansas City 101 Club). **San Diego Hall of Champions Professional Star of the Year:** Terrell Davis. **Colorado Sports Hall of Fame Inductee:** John Elway (Class of 1999). **Colorado Sports Hall of Fame Professional Athlete of the Year:** Terrell Davis. **ESPY Award for Pro Football Performer of the Year:** Terrell Davis.

#### 1997

**Pro Bowl:** Terrell Davis, John Elway, Tom Nalen, Shannon Sharpe, Neil Smith (Elway did not play in game due to injury). **AII-NFL:** Terrell Davis (AP, Sports Illustrated, The Sporting News, USA Today, Pro Football Weekly, College & Pro Football Newsweekly, Football News, Football Digest), John Elway (College & Pro Football Newsweekly 2nd team), Darrien Gordon (1st team punt returner—Sports Illustrated, The Sporting News, USA Today, Pro Football Weekly; 2nd team punt returner—Football Digest, College & Pro Football Newsweekly), John Mobley (1st team AP, The Sporting News, Pro Football Weekly, Football Digest; 2nd team College & Pro Football Newsweekly), Tom Nalen (2nd team College & Pro Football Newsweekly), Mark Schlereth (Sports Illustrated), Shannon Sharpe (AP, The Sporting News, USA Today, Pro Football Weekly, College & Pro Football Newsweekly 1st team; Football Digest 2nd team). **AII-AFC:** John Elway (Pro Football Weekly, Football News), Darrien Gordon (punt returner—Pro Football Weekly, Football News), John Mobley (Pro Football Weekly), Shannon Sharpe (Pro Football Weekly). **Super Bowl XXXII Most Valuable Player (Pete Rozelle Trophy):** Terrell Davis. **AFC Player of the Year:** Terrell Davis (Football News, Touchdown Club of Columbus). **AFC Offensive Player of the Year:** Terrell Davis (Kansas City 101 Club). **San Diego Hall of Champions Professional Star of the Year:** Terrell Davis. **Colorado Sports Hall of Fame King of the Hill Award:** Terrell Davis. **ESPY Award for Best Performance Under Pressure:** Terrell Davis.

#### 1996

**Pro Bowl:** Steve Atwater, Tyrone Braxton, Terrell Davis, John Elway, Michael Dean Perry, Bill Romanowski, Shannon Sharpe, Alfred Williams, Gary Zimmerman (Atwater, Elway and Zimmerman did not play in game due to injury). **AII-NFL:** Steve Atwater (AP 2nd team), Terrell Davis (AP, Sports Illustrated, The Sporting News, USA Today, Pro Football Weekly, Football News, College & Pro Football Newsweekly), John Elway (AP 2nd team, College & Pro Football Newsweekly 2nd team, Football Digest 2nd team), Bill Romanowski (College & Pro Football Newsweekly 2nd team), Shannon Sharpe (AP,

Sports Illustrated, The Sporting News, Pro Football Weekly, Football Digest, College & Pro Football Newsweekly), Alfred Williams (AP, The Sporting News, Pro Football Weekly, Football Digest, College & Pro Football Newsweekly 2nd team), Gary Zimmerman (AP, Sports Illustrated, The Sporting News, Pro Football Weekly, Football Digest, College & Pro Football Newsweekly). **AII-AFC:** Steve Atwater (UPI, Pro Football Weekly), Tyrone Braxton (Football News, UPI 2nd team), Terrell Davis (UPI, Football News), John Elway (UPI, Pro Football Weekly, Football News), Michael Dean Perry (UPI 2nd team), Bill Romanowski (UPI 2nd team), Shannon Sharpe (UPI, Football News), Alfred Williams (UPI, Football News), Gary Zimmerman (UPI, Football News). **NFL AII-Rookie Team:** John Mobley (Pro Football Weekly, Football News, College & Pro Football Newsweekly). **NFL Most Valuable Player:** Terrell Davis (Sports Illustrated). **NFL Offensive Player of the Year:** Terrell Davis (AP). **AFC Player of the Year:** John Elway (Football News, Touchdown Club of Columbus). **AFC Most Valuable Player:** John Elway (NFLPA). **AFC Offensive Player of the Year:** Terrell Davis (UPI), John Elway (Kansas City 101 Club). **NFL Coach of the Year:** Mike Shanahan (Touchdown Club of Columbus). **AFC Coach of the Year:** Mike Shanahan (Kansas City 101 Club).

#### 1995

**Pro Bowl:** Steve Atwater, Jason Elam, Glyn Milburn, Anthony Miller, Shannon Sharpe, Gary Zimmerman (Zimmerman did not play in game due to injury). **AII-NFL:** Steve Atwater (College & Pro Football Newsweekly 2nd team), Jason Elam (AP 2nd team, College & Pro Football Newsweekly 2nd team, Football Digest 2nd team), Glyn Milburn (AP 2nd team, Sporting News 1st team, College & Pro Football Newsweekly 2nd team, Football Digest 1st team), Shannon Sharpe (AP 2nd team), Gary Zimmerman (AP 2nd team, Football Digest 1st team). **AII-AFC:** Steve Atwater (UPI 1st team), Terrell Davis (UPI 2nd team), Jason Elam (UPI 1st team), Glyn Milburn (Football News 1st team), Michael Dean Perry (UPI 2nd team), Shannon Sharpe (UPI 2nd team), Gary Zimmerman (Football News 1st team, UPI 1st team). **NFL AII-Rookie Team:** Terrell Davis (College & Pro Football Newsweekly, Football News, Pro Football Weekly). **NFL Rookie of the Year:** Terrell Davis (Football Digest). **Earl Hartman Awards (Broncos Most Valuable Players):** Terrell Davis (offense), Steve Atwater (defense), Glyn Milburn (special teams). **Bob Peck Award (Most Inspirational Player):** Michael Dean Perry. **Bob Martin Award (For cooperation with local media):** Lionel Washington.

#### 1994

**Pro Bowl:** Steve Atwater, John Elway, Shannon Sharpe, Gary Zimmerman (Sharpe did not play in game). **AII-NFL:** Shannon Sharpe (College & Pro Football Newsweekly 2nd team, Football Digest 2nd team). **AII-AFC:** Tom Rouen (UPI 2nd team), Shannon Sharpe (UPI 2nd team), Gary Zimmerman (UPI 2nd team). **Earl Hartman Awards (Broncos Most Valuable Players):** John Elway (offense), Steve Atwater (defense), Ray Jacobs (special teams). **Bob Peck Award (Most Inspirational Player):** Shannon Sharpe. **Bob Martin Award (For cooperation with local media):** Shannon Sharpe.

#### 1993

**Pro Bowl:** Steve Atwater, John Elway, Karl Mecklenburg, Shannon Sharpe, Dennis Smith. **AII-NFL:** Shannon Sharpe (AP, Pro Football Weekly/Pro Football Writers of America, The Sporting News, Sports Illustrated, College & Pro Football Newsweekly, Football Digest), John Elway (AP 2nd team, College & Pro Football Newsweekly 2nd team, Football Digest 2nd team), Simon Fletcher (Football Digest 2nd team), Dennis Smith (College & Pro Football Newsweekly 2nd team), Gary Zimmerman (AP 2nd team, College & Pro Football Newsweekly 2nd team). **AII-AFC:** Steve Atwater (UPI, Football News), John Elway (UPI, Football News), Shannon Sharpe (UPI, Football News). **NFL AII-Rookie:** Jason Elam (Pro Football Weekly/Pro Football Writers of America, Football News, College & Pro Football Newsweekly, Football Digest). **AFC Most Valuable Player:** John Elway (NFL Players Association). **AFC Player of the Year:** John Elway (Football News). **AFC Offensive Player of the Year:** John Elway (UPI, Kansas City 101 Club). **Rookie Coach of the Year:** Wade Phillips (College & Pro Football Newsweekly). **Earl Hartman Awards (Broncos Most Valuable Players):** John Elway (offense), Simon Fletcher (offense), Reggie Rivers (special teams). **Bob Peck Award (Most Inspirational Player):** Dennis Smith. **Bob Martin Award (For cooperation with local media):** Tyrone Braxton.

#### 1992

**Pro Bowl:** Steve Atwater, Michael Brooks, Shannon Sharpe. **AII-NFL:** Steve Atwater (AP, Pro Football Weekly/Pro Football Writers of America, The Sporting News, Football Digest, NEA), Michael Brooks (Sports Illustrated, College and Pro Football Newsweekly 2nd team), Greg Kragen (AP 2nd team, College and Pro Football Newsweekly 2nd team). **AII-AFC:** Steve Atwater (Football News). **NFL AII-Rookie:** Russell Freeman (Football News, College and Pro Football Newsweekly), Arthur Marshall (Pro Football Weekly/Pro Football Writers of America, Football News, College and Pro Football Newsweekly). **Colorado Sports Hall of Fame Pro Athlete of the Year:** Michael Brooks. **Earl Hartman Awards (Broncos Most Valuable Players):** John Elway (offense), Simon Fletcher (defense), Keith Traylor (special teams). **Bob Peck Award (Most Inspirational Player):** Dennis Smith. **Bob Martin Award (For cooperation with local media):** Reggie Rivers.

#### 1991

**Pro Bowl:** Steve Atwater, Gaston Green, Karl Mecklenburg, Dennis Smith. **AII-NFL:** Steve Atwater (AP, Pro Football Weekly, College and Pro Football Newsweekly 2nd team), Greg Kragen (Sports Illustrated). **AII-AFC:** Steve Atwater (Football News, Pro Football Weekly). **AFC Coach of the Year:** Dan Reeves (Football News, Kansas City 101 Club). **NFL Rookie of the Year:** Mike Croel (Bert Bell Award-World Almanac, Pro Football Weekly, Washington Touchdown Club, Pro-Set). **AFC Defensive Rookie of the Year:** Mike Croel (AP, College and Pro Football Newsweekly). **NFL AII-Rookie:** Mike Croel (Football News, Pro Football Weekly, College and Pro Football Newsweekly, Football Digest), Reggie Johnson (Pro Football Digest), Keith Traylor (Pro Football Weekly, Football Digest). **Earl Hartman Awards (Broncos Most Valuable Players):** John Elway (offense), Dennis Smith (defense), Alton Montgomery (special teams). **Bob Peck Memorial Award (Most Inspirational Player):** Kenny Walker. **Bob Martin Award (For cooperation with local media):** Greg Kragen.

#### 1990

**Pro Bowl:** Steve Atwater, Bobby Humphrey, Dennis Smith. **AII-NFL:** Steve Atwater (College and Pro Football Newsweekly-second team), Mike Horan (College and Pro Football Newsweekly-second team). **AII-AFC:** Steve Atwater (UPI, Football News), Mike Horan (UPI-second team, Football News). **Earl Hartman Award (Broncos Most Valuable Players):** Bobby Humphrey (offense), Steve Atwater (defense), Kevin Clark (special teams). **Bob Peck Memorial Award (Most Inspirational Player):** Keith Kartz. **Bob Martin Award (for cooperation with media):** Mark Jackson.

#### 1989

**Pro Bowl:** Greg Kragen, Karl Mecklenburg, Dennis Smith, David Treadwell. **AII-NFL:** Mike Horan (College and Pro Football Newsweekly 2nd team), Karl Mecklenburg (AP, Pro Football Weekly, Sports Illustrated, NEA-World Almanac, Football Digest), Dennis Smith (AP 2nd team). **AII-AFC:** Greg Kragen (Pro Football Weekly), Karl Mecklenburg (UPI, Pro Football Weekly, Football News), Dennis Smith (Pro Football Weekly, UPI 2nd team), David Treadwell (UPI, Pro Football Weekly,



## 1989 (CONT.)

Football News). **NFL Rookie of the Year:** Bobby Humphrey (Touchdown Club of Washington, D.C.). **NFL Offensive Rookie of the Year:** Bobby Humphrey (NFL Players Association). **NFL Defensive Rookie of the Year:** Steve Atwater (Football Digest). **AFC Offensive Rookie of the Year:** Bobby Humphrey (Mackey Award). **NFL All-Rookie:** Steve Atwater (UPI, Pro Football Weekly, PFWA, College and Pro Football Newsweekly, Football Digest), Bobby Humphrey (UPI, Pro Football Weekly, PFWA, College and Pro Football Newsweekly), David Treadwell (Football Digest), Doug Widell (College and Pro Football Newsweekly, Football Digest). **Colorado Sports Hall of Fame Pro Athlete of the Year:** Bobby Humphrey. **Earl Hartman Award Winners (Broncos Most Valuable Players):** Bobby Humphrey (offense), Dennis Smith (defense), David Treadwell (special teams). **Bob Peck Memorial Award (Most Inspirational Player):** Marc Munford.

## 1988

**Pro Bowl:** Mike Horan. **All-NFL:** Mike Horan (AP, PFWA, The Sporting News, College and Pro Football Newsweekly, Sports Illustrated, World Almanac 2nd team). **All-AFC:** Mike Horan (UPI, Football News). **NFL All-Rookie:** Gerald Perry (UPI, Football Digest). **Earl Hartman Award Winners (Broncos Most Valuable Players):** John Elway and Sammy Winder (offense), Simon Fletcher (defense), Ken Bell (special teams). **Bob Peck Memorial Award (Most Inspirational Player):** Keith Bishop and Billy Bryan.

## 1987

**Pro Bowl:** Keith Bishop, John Elway, Karl Mecklenburg. **All-NFL:** Keith Bishop (Sports Illustrated, NEA-second team), John Elway (The Sporting News, NEA, AP-second team), Karl Mecklenburg (NEA, AP-second team). **All-AFC:** Keith Bishop (UPI-second team), John Elway (UPI, Pro Football Weekly, Football News), Rulon Jones (UPI-second team), Karl Mecklenburg (UPI, Pro Football Weekly, Football News). **NFL Most Valuable Player:** John Elway (AP). **AFC Most Valuable Player:** John Elway (NFLPA). **AFC Player of the Year:** John Elway (Football News). **AFC Offensive Player of the Year:** John Elway (UPI, Kansas City 101 Club). **NFL All Rookie:** Ricky Nattiel (UPI, College and Pro Football Newsweekly, Football Digest, PFWA, Pro Football Weekly). **Earl Hartman Award Winners (Broncos Most Valuable Players):** John Elway (offense), Karl Mecklenburg (defense), Ken Bell (special teams). **Bob Peck Memorial Award (Most Inspirational Player):** Keith Bishop.

## 1986

**Pro Bowl:** Keith Bishop, John Elway, Rulon Jones, Karl Mecklenburg, Dennis Smith, Sammy Winder. **All-NFL:** John Elway (AP-honorable mention), Keith Bishop (AP-honorable mention), Mike Harden (AP-honorable mention), Rulon Jones (AP, Pro Football Weekly, Sports Illustrated, PFWA, The Sporting News, Football News, Football Digest, NEA-second team), Karl Mecklenburg (AP, Pro Football Weekly, Sports Illustrated, PFWA, The Sporting News, Football News, Football Digest, NEA), Dennis Smith (AP-honorable mention, Football News second team, NEA). **All-AFC:** Keith Bishop (UPI-second team, Football News), John Elway (UPI-second team), Rulon Jones (UPI, Pro Football Weekly, Football News), Karl Mecklenburg (UPI, Pro Football Weekly, Football News), Dennis Smith (Pro Football Weekly), Gerald Willhite (UPI-second team). **AFC Defensive Player of the Year:** Rulon Jones (UPI). **AFC Player of the Year:** Karl Mecklenburg (Football News). **Colorado Sports Hall of Fame King of the Hill Award:** John Elway. **Seattle Gold Helmet Award (Professional Football Player of the Year):** John Elway. **Earl Hartman Award Winners (Broncos Most Valuable Players):** John Elway (offense), Mike Harden (defense), Darren Comeaux (special teams). **Bob Peck Memorial Award (Most Inspirational Player):** Tom Jackson.

## 1985

**Pro Bowl:** Rulon Jones, Karl Mecklenburg, Dennis Smith, Louis Wright. **All-NFL:** John Elway (AP-honorable mention), Rulon Jones (AP-2nd team, The Sporting News, Sports Illustrated), Karl Mecklenburg (AP, Sports Illustrated, PFWA, The Football News, NEA), Dennis Smith (AP-honorable mention), Louis Wright (AP honorable mention). **All-AFC:** Rulon Jones (UPI), Karl Mecklenburg (UPI), Dennis Smith (UPI-2nd team), Louis Wright (UPI). **Earl Hartman Award Winners (Broncos Most Valuable Players):** John Elway (offense), Rulon Jones (defense), Daniel Hunter (special teams). **Bob Peck Memorial Award (Most Inspirational Player):** Tom Jackson.

## 1984

**Pro Bowl:** Sammy Winder. **All-NFL:** Tom Jackson (CPFW-2nd team), Dennis Smith (Pro Football Weekly, CPFW-2nd team), Louis Wright (The Sporting News, Sports Illustrated, Pro Football Weekly, NEA-2nd team, CPFW-2nd team). **All-AFC:** Tom Jackson (Pro Football Weekly, UPI 2nd team), Dennis Smith (Pro Football Weekly, UPI-2nd team), Sammy Winder (UPI-2nd team), Louis Wright (Pro Football Weekly, UPI-2nd team). **All-Rookie:** Winford Hood (UPI), Clarence Kay (PFWA, Pro Football Weekly). **Colorado Sports Hall of Fame Pro Athlete of the Year:** Tom Jackson. **Earl Hartman Award Winners (Broncos Most Valuable Players):** Steve Watson (offense), Louis Wright (defense), Ken Woodard (special teams). **Bob Peck Memorial Award (Most Inspirational Player):** Tom Jackson. **NFL Coach of the Year:** Dan Reeves (NFL-Sports Illustrated, Pro Football Weekly. College and Pro Football Newsweekly. AFC-Kansas City 101 Club, Football News.)

## 1983

**Pro Bowl:** Randy Gradishar, Louis Wright (DNP). **All-NFL:** Randy Gradishar (AP-2nd team), Louis Wright (NEA, CPFN-2nd team). **All-AFC:** Randy Gradishar (UPI-2nd team). **Earl Hartman Award Winners (Broncos Most Valuable Players):** Steve Watson (offense), Randy Gradishar (defense), Ken Woodard (special teams). **Bob Peck Memorial Award (Most Inspirational Player):** Tom Jackson.

## 1982

**Pro Bowl:** Randy Gradishar, Luke Prestridge, Rick Upchurch. **All-NFL:** Randy Gradishar (Football Digest), Luke Prestridge (AP, Football Digest), Rick Upchurch (AP, Football Digest). **All-AFC:** Randy Gradishar (UPI), Luke Prestridge (UPI). **Earl Hartman Award Winners (Broncos Most Valuable Players):** Billy Bryan (offense), Louis Wright (defense), Rick Upchurch and Rob Lytle (special teams). **Bob Peck Memorial Award (Most Inspirational Player):** Tom Jackson.

## 1981

**Pro Bowl:** Randy Gradishar, Bob Swenson, Bill Thompson, Steve Watson. **All-NFL:** Bob Swenson (AP, NEA, The Sporting News), Randy Gradishar (AP 2nd team, NEA-2nd team, Pro Football Weekly, The Sporting News). **All-AFC:** Randy Gradishar (UPI), Bill Thompson (UPI), Steve Watson (UPI), Bob Swenson (UPI-2nd team), Louis Wright (UPI-2nd team). **Earl Hartman Award Winners (Broncos Most Valuable Players):** Steve Watson (offense), Bob Swenson (defense), Jim Ryan (special teams). **Bob Peck Memorial Award (Most Inspirational Player):** Tom Jackson.

## 1980

**All-NFL:** Randy Gradishar (The Sporting News), Fred Steinfert (Pro Football Weekly, The Sporting News). **All-AFC:** Fred Steinfert (UPI). **Pro Football Weekly Golden Toe Award:** Fred Steinfert. **Earl Hartman Award Winners (Broncos Most Valuable Players):** Bill Bryan (offense), Randy Gradishar (defense), Fred Steinfert (special teams).

## 1979

**Pro Bowl:** Randy Gradishar, Tom Jackson, Rick Upchurch, Louis Wright. **All-NFL:** Randy Gradishar (PFWA, Pro Football Weekly, AP-2nd team), Rich Upchurch (PFWA, Pro Football Weekly, AP-2nd team), Louis Wright (AP, NEA, PFWA, Pro Football Weekly). **All-AFC:** Randy Gradishar (Pro Football Weekly, The Sporting News, UPI-2nd team), Bob Swenson (UPI-2nd team), Bill Thompson (UPI), Rick Upchurch (Pro Football Weekly), Louis Wright (UPI, Pro Football Weekly, The Sporting News). **Earl Hartman Award Winners (Broncos Most Valuable Players):** Craig Morton (offense), Bob Swenson (defense), Larry Canada (special teams).

## 1978

**Pro Bowl:** Lyle Alzado, Randy Gradishar, Tom Jackson, Riley Odoms, Bill Thompson, Rick Upchurch, Louis Wright. **All-NFL:** Lyle Alzado (AP), Randy Gradishar (AP, PFWA, PFW, NEA), Tom Jackson (AP), Rick Upchurch (AP, PFWA, PFW), Louis Wright (AP, PFWA, PFW, NEA). **All-AFC:** Lyle Alzado (UPI, PFW, TSN), Steve Foley (UPI), Randy Gradishar (UPI, PFW, TSN), Tom Jackson (UPI), Bill Thompson (UPI, PFW, TSN), Rick Upchurch (PFW), Louis Wright (UPI, PFW, TSN). **NFL Defensive Player of the Year:** Randy Gradishar (AP, PFW, NEA). **AFC Defensive Player of the Year:** Randy Gradishar (UPI, Kansas City 101 Club). **NFL Defensive Lineman of the Year:** Barney Chavous (*Pittsburgh Courier*). **Colorado Sports Hall of Fame Pro Athlete of the Year:** Randy Gradishar. **Earl Hartman Award Winners (Broncos Most Valuable Players):** Riley Odoms (offense), Randy Gradishar (defense), Maurice Harvey (special teams).

## 1977

**Pro Bowl:** Lyle Alzado, Randy Gradishar, Tom Jackson, Bill Thompson, Louis Wright. **All-NFL:** Lyle Alzado (AP, UPI, PFW), Randy Gradishar (AP, UPI, PFW), Tom Jackson (AP, UPI, PFW), Bill Thompson (AP). **All-AFC:** Louis Wright (PFW), Bill Thompson (PFW). **AFC Defensive Player of the Year:** Lyle Alzado (Kansas City 101 Club). **Colorado Sports Hall of Fame Pro Athlete of the Year:** Craig Morton. **Earl Hartman Award Winners (Broncos Most Valuable Players):** Craig Morton (offense), Tom Jackson (defense), Rick Upchurch (special teams). **NFL Coach of the Year:** Red Miller (AP, UPI, PFW, TSN, Football Digest, Washington Touchdown Club, Kansas City 101 Club, Columbus Touchdown Club).

## 1976

**Pro Bowl:** Rick Upchurch, Otis Armstrong. **All-NFL:** Rick Upchurch. **Earl Hartman Award Winners (Broncos Most Valuable Players):** Riley Odoms (offense), Tom Jackson (defense), Rick Upchurch (special teams).

## 1975

**Pro Bowl:** Randy Gradishar, Riley Odoms. **All-Pro:** Riley Odoms. **Earl Hartman Award Winners (Broncos Most Valuable Players):** Bobby Maples (offense), Lyle Alzado (defense), Jim Turner (special teams).

## 1974

**Pro Bowl:** Otis Armstrong, Riley Odoms. **All-Pro:** Riley Odoms, Otis Armstrong. **Earl Hartman Award Winners (Broncos Most Valuable Players):** Otis Armstrong (offense), Tom Jackson (defense), Ken Criter (special teams).

## 1973

**Pro Bowl:** Floyd Little, Haven Moses, Paul Smith, Riley Odoms. **All-Pro:** Riley Odoms. **Earl Hartman Award Winners (Broncos Most Valuable Players):** Charley Johnson (offense), Paul Smith (defense). **Colorado Sports Hall of Fame Pro Athlete of the Year:** Paul Smith. **AFC Coach of the Year:** John Ralston (AP, UPI, PFWA, Kansas City 101 Club). **NFLPA Rookie of the Year:** Barney Chavous. **All-Rookie:** Barney Chavous (AP, UPI)

## 1972

**Pro Bowl:** Floyd Little, Paul Smith. **Colorado Sports Hall of Fame Pro Athlete of the Year:** Floyd Little.

## 1971

**Pro Bowl:** Floyd Little, Rich Jackson.

## 1970

**Pro Bowl:** Rich Jackson, **All-Pro:** Rich Jackson. **Colorado Sports Hall of Fame Pro Athlete of the Year:** Rich Jackson.

## 1969

**All-AFL:** Floyd Little, Rich Jackson. **AFL All-Star Game:** Rich Jackson, Al Denson, Mike Current, George Goeddeke, Floyd Little, Dave Costa.

## 1968

**All-AFL:** Rich Jackson. **AFL All-Star Game:** Floyd Little, Dave Costa, Rich Jackson.

## 1967

**AFL All-Star Game:** Al Denson, Larry Kaminski, Dave Costa, Nemiah Wilson.

## 1966

**All-AFL:** Bob Scarpitto. **AFL All-Star Game:** Bob Scarpitto, Jerry Sturm, Goose Gonsoulin, John Bramlett.

## 1965

**All-AFL:** Cookie Gilchrist, Lionel Taylor, Eldon Danenhauer. **AFL All-Star Game:** Eldon Danenhauer, Cookie Gilchrist.

## 1964

**All-AFL:** Willie Brown, **AFL All-Star Game:** Willie Brown, Jerry Sturm, Goose Gonsoulin, Jim Fraser.

## 1963

**All-AFL:** Goose Gonsoulin. **AFL All-Star Game:** Bud McFadin, Goose Gonsoulin.

## 1962

**All-AFL:** Bud McFadin, Goose Gonsoulin, Eldon Danenhauer, Bob Zeman. **AFL All-Star Game:** Eldon Danenhauer, Bud McFadin, Gene Mingo, Bob Zeman, Goose Gonsoulin, Jim Fraser, Lionel Taylor, Frank Tripucka. **AFL Coach of the Year:** Jack Faulkner (AP, UPI).

## 1961

**All-AFL:** Lionel Taylor, Bud McFadin. **AFL All-Star Game:** Bud McFadin, Ken Adamson, Goose Gonsoulin, Don Stone.

## 1960

**All-AFL:** Lionel Taylor, Bud McFadin, Goose Gonsoulin.



## BRONCOS IN THE PRO BOWL (1970-2003)

(please see All-Time Honors, beginning on page 512, for year-by-year Broncos Pro Bowl and AFL All-Star Game participation.  
Current players in bold)

PLAYER	PRO BOWLS AS A BRONCO	SEASON(S) SELECTED
Lyle Alzado	2	1977-1978
Otis Armstrong	2	1974, 1976
Steve Atwater	8	1990-96, 1998
Keith Bishop	2	1986-87
Tyrone Braxton	1	1996
Michael Brooks	1	1992
<b>Dwayne Carswell</b>	<b>1</b>	<b>2001</b>
Terrell Davis	3	1996-98
<b>Jason Elam</b>	<b>3</b>	<b>1995, 1998, 2001</b>
John Elway	9	1986, '87, '89, '91, 1993-94, 1996-98
Ian Gold	1	2001
Randy Gradishar	7	1975, 1977-79, 1981-83
Gaston Green	1	1991
Brian Griese	1	2000
Mike Horan	1	1988
Bobby Humphrey	1	1990
Rich Jackson	2	1970-71
Tom Jackson	3	1977-79
Tony Jones	1	1998
Rulon Jones	2	1985-86
Greg Kragen	1	1989
Floyd Little	3	1971-73
Ed McCaffrey	1	1998
Karl Mecklenburg	6	1985-87, 1989, 1991, 1993
Glyn Milburn	1	1995
Anthony Miller	1	1995
Haven Moses	1	1973

PLAYER	PRO BOWLS AS A BRONCO	SEASON(S) SELECTED
<b>Tom Nalen</b>	<b>5</b>	<b>1997-2000, 2003</b>
Riley Odoms	4	1973-75, 1978
Deltha O'Neal	1	2001
Michael Dean Perry	1	1996
Clinton Portis	1	2003
Luke Prestridge	1	1982
<b>Trevor Pryce</b>	<b>4</b>	<b>1999-2002</b>
Bill Romanowski	2	1996, 1998
Mark Schlereth	1	1998
Shannon Sharpe	7	1992-98
Dennis Smith	6	1985-86, 1989-91, 1993
Detron Smith	1	1999
<b>Rod Smith</b>	<b>2</b>	<b>2000-01</b>
Neil Smith	1	1997
Paul Smith	2	1972-73
Bob Swenson	1	1981
Billy Thompson	3	1977-78, 1981
David Treadwell	1	1989
Rick Upchurch	4	1976, 1978-79, 1982
Steve Watson	1	1981
Alfred Williams	1	1996
<b>Al Wilson</b>	<b>3</b>	<b>2001-03</b>
Sammy Winder	2	1984, 1986
Louis Wright	5	1977-79, 1983, 1985
Gary Zimmerman	3	1994-96

## BRONCOS IN THE AFL ALL-STAR GAME (1960-69)

Ken Adamson	1	1961
John Bramlett	1	1966
Willie Brown	1	1964
Dave Costa	3	1967, 1968, 1969
Mike Current	1	1969
Eldon Danenhauer	2	1962, 1965
Al Denson	2	1967, 1969
Jim Fraser	2	1962, 1964
Cookie Gilchrist	1	1965
George Goeddeke	1	1969
Goose Gonsoulin	5	1961, 1962, 1963, 1964, 1966
Rich Jackson	2	1968, 1969
Larry Kaminski	1	1967
Floyd Little	2	1968, 1969
Bud McFadin	3	1961, 1962, 1963
Gene Mingo	1	1962
Bob Scarpitto	1	1966
Don Stone	1	1961
Jerry Sturm	2	1964, 1966
Lionel Taylor	1	1962
Frank Tripucka	1	1962
Nemiah Wilson	1	1967
Bob Zeman	1	1962

## BRONCOS ALL-TIME NFL HONORS

### NFL MOST VALUABLE PLAYER (AP)

1998	RB Terrell Davis	(16 starts / 392 att., 2008 yds., 5.1 avg., 21 TDs / 25 rec., 217 yds., 8.7 avg., 2 TDs)
1987	QB John Elway	(12 starts / 224-410, 54.6%, 3198 yds., 19 TDs, 12 INTs / 66 att., 304 yds., 4.6 avg., 4 TDs)

### NFL OFFENSIVE PLAYER OF THE YEAR (AP)

1998	RB Terrell Davis	(16 starts / 392 att., 2008 yds., 5.1 avg., 21 TDs / 25 rec., 217 yds., 8.7 avg., 2 TDs)
1996	RB Terrell Davis	(16 starts / 345 att., 1538 yds., 4.5 avg., 13 TDs / 36 rec., 310 yds., 8.6 avg., 2 TDs)

### NFL DEFENSIVE PLAYER OF THE YEAR (AP)

1978	LB Randy Gradishar	(16 starts / 286 tackles, incl. 190 solo, 4 INTs, 2 FF, 1 returned for a TD)
------	--------------------	--

### NFL OFFENSIVE ROOKIE OF THE YEAR (AP)

2002	RB Clinton Portis	(16 gms., 12 starts / 273 att., 1508 yds., 5.5 avg., 15 TD / 33 rec., 364 yds., 11.0 avg., 2 TD)
2000	RB Mike Anderson	(16 gms., 12 starts / 297 att., 1487 yds., 5.0 avg., 15 TD / 23 rec., 169 yds., 7.3 avg.)

### NFL DEFENSIVE ROOKIE OF THE YEAR (AP)

1991	LB Mike Croel	(13 gms., 10 starts / 84 tackles, incl. 55 solo, 10 sacks, -65 yds., 4 FF, 2 PD)
------	---------------	--

### AFC OFFENSIVE PLAYER OF THE MONTH

(Initiated by NFL in 1986)

2001	QB Brian Griese	September	(60-93, 64.5%, 763 yds., 7 TDs, 2 INTs, 106.2 rating)
2000	RB Mike Anderson	December	(104 att., 516 yds., 5.0 avg., 8 TDs / 4 rec., 34 yds., 8.5 avg.)
2000	WR Rod Smith	November	(26 rec., 479 yds., 18.4 avg., 1 TD / 3 rush., 78 yds., 26 avg., 1 TD)
1998	RB Terrell Davis	October	(81 att., 512 yds., 6.3 avg., 6 TDs / 5 rec., 76 yds., 15.2 avg.)
1998	RB Terrell Davis	September	(94 att., 489 yds., 5.2 avg., 6 TDs / 4 rec., 22 yds., 5.5 avg.)
1997	QB John Elway	November	(94-149, 61.7%, 1231 yds., 8 TDs, 0 INTs / 23 att., 60 yds., 2.6 avg.)
1997	RB Terrell Davis	September	(118 att., 605 yds., 5.1 avg., 4 TDs / 6 rec., 31 yds., 5.2 avg.)
1996	QB John Elway	October	(73-111, 65.8%, 935 yds., 10 TDs, 3 INTs / 18 att., 110 yds., 6.1 avg., 1 TD)
1996	RB Terrell Davis	September	(112 att., 573 yds., 5.1 avg., 4 TDs / 10 rec., 83 yds., 8.3 avg.)

### AFC DEFENSIVE PLAYER OF THE MONTH

(Initiated by NFL in 1986)

2001	CB Deltha O'Neal	October	(6 INTs, 17 tackles)
1991	LB Simon Fletcher	December	(5 sacks, -39 yds., 15 tackles)
1989	LB Karl Mecklenburg	November	(4.5 sacks, -40 yds., 18 tackles)
1989	S Dennis Smith	October	(2 INTs, 22 tackles, 2 FF, 1 FR)
1986	DE Rulon Jones	October	(8.5 sacks, -142 yds., 33 tackles)

### AFC SPECIAL TEAMS PLAYER OF THE MONTH

(Initiated by NFL in 1986)

2001	K Jason Elam	November	(11-12 FGs, 5-5 PATs, 38 pts.)
------	--------------	----------	--------------------------------

### NFL OFFENSIVE ROOKIE OF THE MONTH

2002	RB Clinton Portis	October	(79 att., 358 yds., 4.5 avg., 3 TDs / 11 rec., 98 yds., 8.9 avg., 1 TD)
2000	RB Mike Anderson	December	(104 att., 516 yds., 5.0 avg., 8 TDs / 4 rec., 34 yds., 8.5 avg.)
2000	RB Mike Anderson	September	(85 att., 403 yds., 4.7 avg., 3 TDs / 5 rec., 39 yds., 7.8 avg.)



## BRONCOS ALL-TIME NFL HONORS, CONT.

### AFC OFFENSIVE PLAYER OF THE WEEK

(Initiated by NFL in 1984)

2003	RB Clinton Portis	Week 14	vs. Kansas City	(22 att., 218 yds., 9.9 avg., 5 TD / 2 rec., 36 yds., 18.0 avg.)
2003	TE Shannon Sharpe	Week 11	vs. San Diego	(7 rec., 101 yds., 14.4 avg., 3 TD)
2003	QB Jake Plummer	Week 3	vs. Oakland	(14-21, 66.7%, 197 yds., 2 TD, 128.5 rtg.)
2002	TE Shannon Sharpe	Week 7	at Kansas City	(12 rec., 214 yds., 17.8 avg., 2 TD; *NFL TE rec.)
2001	QB Brian Griese	Week 1	vs. N.Y. Giants	(21-29, 72.4%, 330 yds., 3 TD, 144.3 rtg.)
2000	RB Mike Anderson	Week 14	at New Orleans	(37 att., 251 yds., 6.8 avg., 4 TD; *NFL rookie rec.)
2000	RB Mike Anderson	Week 13	at Seattle	(30 att., 195 yds., 6.5 avg., 2 TD / 2 rec., 14 yds.)
1999	RB Olandis Gary	Week 15	vs. Seattle	(22 att., 183 yds., 8.3 avg., 2 rec., 16 yds.)
1999	QB Brian Griese	Week 6	vs. Green Bay	(19-31, 61.3%, 363 yds., 2 TD, 1 INT, 110.0 rtg.)
1998	RB Terrell Davis	Week 17	vs. Seattle	(29 att., 178 yds., 6.1 avg. / 2 rec., 17 yds., 1 TD)
1998	QB John Elway	Week 14	vs. Kansas City	(22-32, 68.8%, 400 yds., 2 TD, 1 INT, 119.3 rtg.)
1998	RB Terrell Davis	Week 8	vs. Jacksonville	(31 att., 136 yds., 4.4 avg., 3 TD / 5 rec., 76 yds.)
1998	RB Terrell Davis	Week 5	vs. Philadelphia	(20 att., 168 yds., 8.4 avg., 2 TD)
1998	RB Terrell Davis	Week 2	vs. Dallas	(23 att., 191 yds., 8.3 avg., 3 TD)
1997	QB John Elway	Week 10	vs. Seattle	(19-30, 63.3%, 252 yds., 2 TD, 112.1 rtg.)
1997	RB Terrell Davis	Week 4	vs. Cincinnati	(27 att., 215 yds., 8.0 avg., 1 TD / 2 rec., 13 yds.)
1996	RB Terrell Davis	Week 12	at New England	(32 att., 154 yds., 4.8 avg., 2 TD / 4 rec., 56 yds., 1 TD)
1996	RB Terrell Davis	Week 8	vs. Baltimore	(28 att., 194 yds., 6.9 avg., 2 TD / 3 rec. 19 yds.)
1995	QB John Elway	Week 17	at Oakland	(24-41, 58.5%, 320 yds., 2 TD, 1 INT, 89.5 rtg.)
1995	WR Anthony Miller	Week 7	vs. Oakland	(7 rec., 149 yds., 21.3 avg., 2 TD)
1995	QB John Elway	Week 3	vs. Washington	(30-47, 63.8%, 327 yds., 2 TD, 98.4 rtg.)
1994	QB John Elway	Week 9	vs. Cleveland	(30-41, 73.2%, 349 yds., 2 TD, 114.8 rtg.)
1993	TE Shannon Sharpe	Week 15	vs. Kansas City	(10 rec., 65 yds., 6.5 avg., 3 TD)
1993	QB John Elway	Week 12	vs. Pittsburgh	(18-25, 72%, 276 yds., 1 TD, 121.4 rtg.)
1993	QB John Elway	Week 10	at Cleveland	(17-23, 73.9%, 244 yds., 3 TD, 147.5 rtg.)
1992	QB John Elway	Week 5	vs. Kansas City	(23-38, 60.5%, 311 yds., 2 TD, 104.2 rtg.)
1992	QB John Elway	Week 1	vs. L.A. Raiders	(10-24, 41.7%, 171 yds., 1 INT, 49.1 rtg.)
1991	RB Gaston Green	Week 5	at Minnesota	(26 att., 158 yds., 6.1 avg. / 1 rec., 9 yds.)
1989	WR Vance Johnson	Week 12	vs. Seattle	(6 rec., 154 yds., 25.7 avg., 2 TD)
1989	QB John Elway	Week 7	at Seattle	(18-35, 51.4%, 344 yds., 2 TD, 104.9 rtg.)
1988	QB John Elway	Week 13	vs. L.A. Rams	(21-36, 58.3%, 272 yds., 3 TD, 1 INT, 98.4 rtg.)
1988	RB Tony Dorsett	Week 2	vs. San Diego	(23 att., 113 yds., 4.9 avg., 1 TD)
1987	RB Joe Duke	Week 5	vs. L.A. Raiders	(23 att., 128 yds., 5.6 avg., 2 TD)
1987	QB John Elway	Week 1	vs. Seattle	(22-32, 68.8%, 338 yds., 4 TD, 1 INT, 129.9 rtg.)
1986	QB John Elway	Week 13	vs. Cincinnati	(22-34, 64.7%, 228 yds., 3 TD, 113.4 rtg.)
1986	QB John Elway	Week 8	vs. Seattle	(18-32, 56.3%, 321 yds., 1 TD, 1 INT, 88.2 rtg.)
1984	QB John Elway	Week 10	vs. New England	(26-40, 65%, 315 yds., 3 TD, 1 INT, 103.6 rtg.)
1984	QB Gary Kubiak	Week 9	at L.A. Raiders	(21-34, 61.8%, 206 yds., 1 TD, 88.6 rtg.)

### AFC DEFENSIVE PLAYER OF THE WEEK

(Initiated by NFL in 1984)

2001	CB Denard Walker	Week 7	vs. New England	(6 tackles, incl. 5 solo, 2 INT, 39 yds., 1 TD)
2001	CB Deltha O'Neal	Week 4	vs. Kansas City	(2 tackles, both solo, 4 INT*, 69 yds., 2 PD; *tied NFL rec.)
2000	CB Terrell Buckley	Week 6	at San Diego	(2 tackles, both solo, 2 INT, 64 yds., 2 PD)
1999	LB Glenn Cadrez	Week 11	vs. Oakland	(11 tackles, incl. 8 solo, 3 sacks, -16 yds.)
1998	CB Darrien Gordon	Week 13	at San Diego	(4 tackles, incl. 3 solo, 2 INT, 34 yds., 1 FR)
1998	CB Ray Crockett	Week 3	at Oakland	(5 tackles, all solo, 2 INT, 105 yds., 80-yd. TD, 2 PD)
1997	LB John Mobley	Week 6	vs. New England	(15 tackles, incl. 12 solo, 1 INT, 13 yds., 1 TD, 1 FR)
1996	DE Alfred Williams	Week 3	vs. Tampa Bay	(3 tackles, all solo, 2 sacks, -14 yds., 2 FF, 1 FR)
1991	S Steve Atwater	Week 3	vs. Seattle	(7 tackles, incl. 6 solo, 1 INT, 1 yd., 1 FR)
1989	NT Greg Kragen	Week 10	at Kansas City	(6 tackles, incl. 5 solo, 1 sack, -9 yds., 1 FF)
1987	LB Karl Mecklenburg	Week 13	vs. New England	(8 tackles, incl. 7 solo, 2 INT, 25 yds.)
1986	CB Mike Harden	Week 9	at L.A. Raiders	(5 tackles, incl. 4 solo, 2 INT, 64 yds., 40-yd. TD, 3 PD)
1986	LB Karl Mecklenburg	Week 4	vs. New England	(11 tackles, incl. 9 solo, 2 sacks, -23 yds.)
1985	LB Karl Mecklenburg	Week 13	at Pittsburgh	(6 tackles, all solo, 4 sacks, -18 yds.)
1985	CB Louis Wright	Week 11	vs. San Diego	(3 tackles, all solo, 1 INT, 16 yds., 60-yd. blocked FG ret. TD in OT)
1984	S Steve Foley	Week 7	vs. Green Bay	(8 tackles, incl. 5 solo, 1 INT, 20 yds., 22-yd. FR for TD)


### AFC SPECIAL TEAMS PLAYER OF THE WEEK

(Initiated by NFL in 1984)

2003	K Jason Elam	Week 15	vs. Cleveland	(3-3 FGs, 51/36/25, 2-2 PATs, 11 pts.; game-winner in OT)
2001	P Tom Rouen	Week 9	vs. San Diego	(6 punts, 319 yds., 53.2 avg., 52.3 net., 5 IN20, 62LG)
2000	LB Ian Gold	Week 11	vs. Oakland	(blocked a punt and returned it 12 yds. for a TD, 2 tackles)
1999	K Jason Elam	Week 9	at San Diego	(4-4 FGs, 24/41/44/55, 3-3 PATs, 15 pts.)
1998	KR Vaughn Hebronn	Week 16	at Miami	(4 KOR, 158 yds., 39.5 avg., 95-yd. KOR for a TD)
1998	KR Vaughn Hebronn	Week 9	at Cincinnati	(6 KOR, 161 yds., 26.8 avg., blocked a punt)
1998	K Jason Elam	Week 8	vs. Jacksonville	(3-3 FGs, 31/32/63*, 4-4 PATs, 13 pts.; *NFL rec.)
1997	PR Darrien Gordon	Week 11	vs. Carolina	(5 PR, 168 yds., 33.6 avg., 2 PR TDs* in 1st qtr.; *tied NFL rec.)
1995	KR Glyn Milburn	Week 15	vs. Seattle	(404 total yds., 131 rush., 45 rec., 95 PR, 133 KOR; *NFL rec.)
1995	KR Glyn Milburn	Week 12	vs. San Diego	(2 PR, 20 yds., 10.0 avg., 4 KOR, 177 yds., 44.3 avg.)
1994	DE Shane Dronett	Week 14	at Kansas City	(Blocked 37-yd. FG attempt with :02 remaining to forced OT)
1993	RB Reggie Rivers	Week 15	vs. Kansas City	(1 tackle, blocked a punt to set up go-ahead TD in 4th)

## RETIRED JERSEY NUMBERS

The Denver Broncos have retired three jersey numbers in their 44-year history: the No. 7 worn by John Elway, the No. 18 worn by quarterback Frank Tripucka and the No. 44 worn by running back Floyd Little. The most recent addition was Elway's, retired Sept. 13, 1999, in a ceremony at halftime of the Broncos' season-opening game vs. Miami.



John Elway



Frank Tripucka



Floyd Little


**John Elway**, who wore number 7 from 1983-98, led the Broncos to five Super Bowl appearances and two World Championships, and retired ranked second in nearly every all-time NFL passing category. Inducted into the Pro Football Hall of Fame in 2004, he passed for 51,475 yards and 300 touchdowns in his 16-year career, and retired as the all-time winningest starting quarterback in NFL history with a career mark of 148-82-1 (.643). Elway was named Most Valuable Player of Super Bowl XXXIII, leading Denver to its second consecutive World Championship with a 34-19 defeat of the Atlanta Falcons, becoming the only player in NFL history to close his career by earning Super Bowl MVP honors in his final game. His image was forged early in his career as he developed a reputation for leading the Broncos to victory against seemingly insurmountable odds. Elway directed the Broncos on an NFL-record 47 fourth-quarter or overtime, game-winning or game-saving drives in his legendary career. Elway was inducted into the Denver Broncos' Ring of Fame in 1999—the first inductee for whom the customary five-year waiting period was waived. *The only other players to wear No. 7 in franchise history were quarterbacks Mickey Slaughter (1963-66) and Craig Morton (1977-82).*

**Frank Tripucka**, who wore number 18 from 1960-63, was Denver's first quarterback and helped lay the foundation for the club's future success. He played in the American Football League all-star game in 1962 and passed for 7,676 yards in his Denver career. Tripucka's passing total still ranks fourth in franchise history, and his single-game record of 447 yards at Buffalo, Sept. 15, 1962, remained the franchise record until broken in 2000. He also ranks fourth in completions (662) and attempts (1,277), fifth in touchdown passes (51) and guided Denver to its first .500 season, with a 7-7 mark in 1962. Tripucka was inducted into the Broncos' Ring of Fame in 1986.

**Floyd Little**, who wore number 44 from 1967-75 with the Denver Broncos, as well as during his legendary college career at Syracuse, retired as the club's all-time career leader in rushing yards (6,323) and total touchdowns (54). He held both marks until 1998 when they were eclipsed by Terrell Davis. Little was All-AFL in 1969 and played in two AFL all-star games (1968, 1969) and three Pro Bowls (1971, 1972, 1973). He is still ranked second in career rushing attempts (1,641) by a Bronco, and his 89-yard kickoff return in 1968 is the longest non-scoring kickoff return in club history. When Little retired, he ranked among the top 10 rushers in NFL history. Little joined the Broncos in 1967 as the club's No. 1 draft choice, becoming the first No. 1 pick to sign with the team in its eight-year history. During his career, Little helped the Broncos to their first winning seasons in 1973 and '74 with back-to-back 7-5-2 and 7-6-1 marks, and he retired in 1975 with Denver just two years away from its first Super Bowl appearance. He was inducted into the club's Ring of Fame as part of its inaugural class in 1984. *The only other player to wear No. 44 in franchise history was defensive back Miller Farr in 1965.*



## BRONCOS IN THE PRO FOOTBALL HALL OF FAME


**JOHN ELWAY**
**QB**
**INDUCTED: 2004**

*(John Elway's full bio appears on page 522, in the Broncos' Ring of Fame section)*


Quarterback **John Elway** is the Broncos' first inductee into the Pro Football Hall of Fame to have spent his entire career with the club, playing a franchise-record 16 seasons (1983-1998). Elected on Jan. 31, 2004, as a "first-ballot" Hall of Famer, Elway is arguably the best quarterback to have played the game. Whether judged by wins (he is the NFL's career quarterback leader with 148), championships (he capped his career with back-to-back Super Bowl wins, and started in an NFL quarterback-record five Super Bowl games), statistical achievement (he ranks No. 2 in NFL history in passing yards, attempts and completions) or his flair for the dramatic (he holds the NFL



record with 47 fourth-quarter or overtime game-winning or game-tying drives) Elway's combined accomplishments are unparalleled in the history of pro football. He is the only player in NFL history to pass for 3,000 yards and rush for 200 yards in the same season seven consecutive times, and is only the second player in NFL history to record 40,000-plus passing yards and 3,000-plus yards rushing during his career.

Elway was selected to nine Pro Bowls, tied for most ever by a quarterback (Dan Marino and Warren Moon); was named first- or second-team All-Pro three times and was voted first- or second-team All-AFC five times. He was named the NFL's Most Valuable Player in 1987; was AFC Offensive Player of the Year in 1993; was voted the NFL's All-Decade Team of the 1990s and was chosen Most Valuable Player of Super Bowl XXXIII, his final NFL game. Elway is the only player in NFL history to win that honor in his final NFL game.

Reflective of the rare place he holds in the history of the National Football League and in the hearts of Broncos fans around the world, Elway's uniform number seven was retired by Broncos owner Pat Bowlen in 1999. At that time, he was also inducted into the Broncos' Ring of Fame as the only member of the now 19-member group for whom the customary five-year waiting period was waived.


**TONY DORSETT**
**RB**
**INDUCTED: 1994**

Running Back **Tony Dorsett**, though best known for his brilliant 11-year tenure with the Dallas Cowboys, was a Denver Bronco during the 1988 and 1989 seasons. He joined the Broncos in 1988 and went on to lead the club in rushing that season with 703 yards on 181 carries. He spent the 1989 season on injured reserve before his retirement and was inducted into the Pro Football Hall of Fame in 1994.

Dorsett finished his career ranked second on the all-time NFL rushing list with 12,739 yards and now ranks fifth on that list. He captured rookie of the year honors in 1977 with the Cowboys, en route to four Pro Bowl selections (1978, 1981-83). His highest rushing total came in 1981 when he ran for 1,646 yards, just one of eight 1,000-yard seasons during his brilliant career. Dorsett also caught 398 passes for 3,554 yards (8.9) and accounted for 91 total touchdowns (77 rushing, 13 receiving, 1 fumble recovery).

Dorsett was a college star at the University of Pittsburgh where he won the Heisman

Trophy in 1976 while leading the Panthers to the national title.


**WILLIE BROWN**
**CB**
**INDUCTED: 1984**


Cornerback **Willie Brown**, inducted into the Pro Football Hall of Fame in 1984, played for the Broncos from 1963-66 and was named All-American Football League in 1964. He intercepted nine passes that season, including a team-record four in one game (vs. New York, 11/15/64), and was named the outstanding back in the AFL All-Star game in January, 1965.

The 6-foot-1, 195-pound Brown, who played his college ball at Grambling, joined the Broncos as a free agent in Aug. 1963 and played four seasons with the club. In 50 games, he intercepted 15 passes and tallied 195 yards in returns, while also returning three punts for 29 yards (9.7) and three kickoffs for 70 yards (23.3).

Brown was traded to Oakland in 1967 and played 12 seasons with the Raiders (1967-78). He was an all-league performer every year from 1968-73, while making three AFL All-Star game (1967-69) and four Pro Bowl (1970-73) appearances. In 16 seasons, Brown played in 204 games and intercepted 54 passes and returned two for touchdowns.

### Other Hall of Fame members with ties to the Denver Broncos:

- **Stan Jones—Inducted 1991:** Honored for his 12-year playing career, he coached Denver's defensive line for 18 years (1967-71, 76-88).
- **Doak Walker—Inducted 1986:** Honored for his 6-year playing career, he coached Denver's wide receivers in 1966.
- **Fred Gehrke—Hall of Fame Pioneer Award, 1972:** Sixteen-year team employee and Broncos General Manager 1977-80. As a Los Angeles Rams halfback in 1948 he painted golden rams' horns on his team's helmets and thus started the trend toward today's colorful, uniquely-decorated helmets worn by all NFL teams.





## DENVER BRONCOS RING OF FAME PROFILES

*The Denver Broncos Ring of Fame was created in 1984 by team owner Pat Bowlen to honor former players and administrators who played significant roles in the franchise's history.*

The Denver Broncos Ring of Fame roster grew to 19 in 2003 when tackle **Gary Zimmerman** (1993-97) joined the Ring's distinguished membership. Before Zimmerman's induction, the most recent additions came in 2001 when linebacker **Karl Mecklenburg** (1983-94) and safety **Dennis Smith** (1981-94) were enshrined.

Quarterback **John Elway** (1983-98) was inducted into the Ring of Fame in 1999 in a ceremony held at halftime of the Broncos' season-opening Monday Night game vs. Miami, Sept. 13, 1999. As testament to the legend he established during his 16-year career, Elway is the only inductee for whom the customary five-year waiting period was waived.

Elway's induction was the first since 1993 when cornerback **Louis Wright** (1975-86) joined the Ring of Fame, a year after linebacker **Tom Jackson** (1973-86) entered the Ring in 1992.

Linebacker **Randy Gradishar** (1974-83) was the only 1989 inductee, following the 1988 inductions of quarterback **Craig Morton** (1977-82), wide receiver **Haven Moses** (1972-81) and kicker **Jim Turner** (1971-79).

Former defensive back **Bill Thompson** (1969-81) was honored in 1987, and three players joined the elite group in 1986: quarterbacks **Frank Tripucka** (1960-63) and **Charley Johnson** (1972-75), and defensive end **Paul Smith** (1968-78).

In 1985, former owner **Gerald H. Phipps** became the first non-player to have his name placed on the Ring.

The Ring of Fame was established in 1984 with an inaugural class of four members: running back **Floyd Little** (1967-75), defensive end **Rich Jackson** (1967-72), wide receiver **Lionel Taylor** (1960-66) and safety **Austin "Goose" Gonsoulin** (1960-66).

The Ring of Fame is displayed on the Level 5 facade of INVESCO Field at Mile High. The following are biographical sketches of each of the 18 Ring of Fame members, in alphabetical order. *The profiles begin below with Elway's, and continue with Gonsoulin's on page 533.*



JOHN ELWAY

YEAR INDUCTED: 1999

YEARS WITH BRONCOS: 1983-98

QUARTERBACK

**CAREER—REGULAR SEASON:** John Elway capped his brilliant career in 1998 by winning Most Valuable Player honors in Super Bowl XXXIII, leading the Denver Broncos to their second consecutive World Championship. He also posted the highest quarterback rating of his career (93.0) in his final campaign. At the close of the 1998 season, Elway ranked second among active NFL players for number of appearances with one team (234) and retired having played in and started more games (231) in more seasons (16) than any player in Denver Broncos history. Elway, the NFL's all-time winningest starting quarterback (148-82-1; .643), was voted to a franchise-record nine Pro Bowl appearances (1986 season, '87, '89, '91, '93, '94, '96, '97 and '98)—tied for the most ever by a quarterback (Marino, Moon)—and as a starter six times ('87, '89, '93, '96, '97 and '98). He was the NFL's Most Valuable Player in 1987 and AFC Player of the Year in 1993, and was named AFC Offensive Player of the Week 15 times and AFC Offensive Player of the Month twice. Elway was named the Edge NFL Man of the Year for 1992, and was inducted into the Colorado Sports Hall of Fame in 1999, while also being named to the NFL's All-Decade team for the 1990s (first team). He ranks second behind Dan Marino in most major NFL career passing categories, including passing yards (51,475), attempts (7,250), completions (4,123) and total offense (54,882). He also figures fourth in total touchdowns (behind Marino, Fran Tarkenton and Brett Favre) with 334 (300 passing/33 rushing/1 receiving), fourth in passing touchdowns with 300 and leads all NFL quarterbacks in career rushing attempts (774), while figuring fourth in rushing yards (3,407). Elway is the only player in NFL history to pass for more than 3,000 yards and rush for more than 200 yards in the same season for seven consecutive years (1985-91). He generated 4,771 of the 5,806 points (82.2%) scored by the Broncos during his 16-year tenure with the club. Elway ranks No. 1 in NFL history in fourth-quarter, game-winning or game-saving drives with 47 (46-0-1 record), and had 36 career 300-yard passing games in the regular season, third among active quarterbacks at the time of his retirement (Marino, Moon). He also caught three passes in regular season play for 61 yards, including a touchdown of 23 yards from Steve Sewell in 1986. In 1997 Elway broke his franchise record for consecutive passes without an interception, with the streak reaching 189 attempts. For his career, Elway had 19 games in which he completed 70 percent or more of his passes (min. 20 att.) and fashioned a 17-2 record in those games. He started 2,595 drives as a pro and was replaced just 10 times due to injury (.039%).

**CAREER—POSTSEASON:** Elway played in a franchise-record 22 postseason games (including five Super Bowls), with 21 starts, and produced a 14-7 record (9-2 at home, 3-2 on the road and 2-3 at neutral sites). He is the only quarterback ever to start in five Super Bowls, and has the NFL's all-time best record as a starting quarterback in Conference Championship Games, at 5-1. The other quarterbacks with four Super Bowl starts are Joe Montana, Terry Bradshaw,

Roger Staubach and Jim Kelly. Elway owns or shares 18 Broncos' postseason records, including most passing yards, most touchdown passes and total offense (combined rushing and passing yards). He completed 355 of 651 passes (54.5%) for 4,964 yards, 27 touchdowns and 21 interceptions. He also rushed 94 times for 461 yards (4.9 avg.) and six touchdowns and caught one pass for 23 yards in postseason play. Elway ranks second in NFL postseason history in passing yardage (trailing only Montana-5,772), third in pass attempts (Montana-734, Marino-687), fourth in completions (Montana-460, Marino-385, Favre-379) and fifth in passing touchdowns (Montana-45, Marino-32, Favre-32, Bradshaw-30). In Super Bowl play Elway ranks No. 1 in pass attempts (152), No. 3 in completions (76), No. 2 in passing yards (1,128) and tied for second in rushing TDs (4) with Franco Harris and Thurman Thomas (Emmitt Smith has 5). Six of Elway's NFL-record 47 fourth-quarter, game-winning or game-saving drives came in the postseason.

**1998:** Elway was selected to his ninth Pro Bowl (tying Dan Marino and Warren Moon for most by a QB)—his sixth as a starter and his third consecutive selection—while being inducted in the Colorado Sports Hall of Fame with the Class of 1999 after a season in which he played in 13 of the 16 games (12 starts) and showed that he still ranked among the NFL's most dangerous signal-callers, completing 210 of 356 passes (59.0) for 2,806 yards and 22 touchdowns with 10 interceptions. He was sacked 18 times (-135) and his longest completion was a 58-yd. toss to Rod Smith in Week 14 vs. Kansas City, 12/6. Elway also rushed 37 times for 94 yards (2.5) with a long of 16 (at Miami, 12/21) and one touchdown (vs. Dal., 9/13/98), and caught a 14-yd. pass from Smith (vs. Oak., 11/22). Elway ranked second in the AFC (5th NFL) in passer rating (93.0), first in average gain per attempt (7.88; 4th NFL), while also figuring third in completion pct. (11th NFL), fourth in TD passes (9th NFL) and sixth (12th NFL) in passing yards. He was named AFC Offensive Player of the Week and Miller Lite NFL Player of the Week for his 400-yard passing performance Dec. 6 vs. Kansas City, marking the 15th time in his career he has earned the AFC honor chosen by the NFL. Elway started all three playoff games and completed 45 of 86 passes (52.3%) for 691 yards and three touchdowns with one interception and a long of 80 yds. (TD), and was awarded the Pete Rozelle Trophy as Most Valuable Player of Super Bowl XXXIII, the only player ever to win such honors in his final game. Elway's performance, which lifted Denver to its second consecutive title, was his best performance in a league-record five Super Bowl starts. Setting a record by being the oldest quarterback to start a Super Bowl (38 years, 7 mos.), Elway completed 18 of 29 passes (.621) for 336 yards—the fourth-highest total in Super Bowl history (third at the time)—and a touchdown with one interception, en route to becoming the first No. 7 in the championship game's history—and the oldest player—to be named MVP. Elway cemented the honor by rushing for a 3-yd. touchdown in the 4th qtr. to give Denver a 31-6 lead, making Elway the oldest player in Super Bowl history to score a touchdown, adding a year onto the record he set with his rushing TD in Super Bowl XXXII. Elway's passing touchdown was perhaps the play of the game, however, as he found Rod Smith deep down the middle of the field in the 2nd qtr. for an 80-yd. scoring play to put Denver on top 17-3. It tied for the second-longest play from scrimmage in Super Bowl history, and was the longest by a Bronco in a Super Bowl.

**1997:** Elway enjoyed yet another stellar season, quarterbacking the Broncos to the first World Championship in franchise history with a 31-24 win over Green Bay in Super Bowl XXXII. He was voted to his eighth Pro Bowl (fifth as a starter), and was named to the All-AFC team by *Pro Football Weekly* and *Football News*, and was named second-team All-Pro by *College* and *Pro Football Newsweekly*. Elway was also the recipient of the NFL Players Association's Mackey Award as the top quarterback in the AFC. For the year he completed 280 of his 502 pass attempts (55.8%) for 3,635 yards, 27 touchdowns and 11 interceptions. The 27 passing touchdowns set a new franchise record, and his 28 total touchdowns (one rushing) were the second-most of his career (30 in 1996). Elway also had 50 carries for 218 yards rushing (4.4 avg.) on the season, posted a quarterback rating of 87.5 (4th-best in the AFC, 7th in the NFL), and was 10th in the AFC in completion percentage. His third-down passer rating of 87.7 ranked 3rd in the AFC (5th NFL) as did his 27 touchdown passes (4th NFL). Elway helped Denver lead the NFL in total offense (second consecutive season) and in scoring offense for the 1997 season. He was named AFC Offensive Player of the Week for Week 10 (Nov. 2) when he moved into second place all-time in passing yardage and eclipsed 50,000 yards in total offense for his career in a win over Seattle. Elway would later be named AFC Offensive Player of the Month for November (92-149, 61.7%, 1,231 yards, 8 TDs, 0 INT) as the Broncos went 4-1, marking his second such award ever (October 1996). Elway started all four postseason games and engineered the Denver offense on its four-game run to the World Championship, completing 56 of 96 passes (58.3) for 726 yards and three touchdowns, with two interceptions. He was sacked six times (-44) and carried the ball nine times for 25 yards (2.8) with a long of 10 yards and one touchdown.

**1996:** Elway put together one of the finest seasons of his phenomenal 14-year career, being voted to his seventh Pro Bowl (third as a starter); named second-team All-Pro by AP, *College* & *Pro Football Newsweekly* and *Football Digest* and first-team All-AFC by UPI, *Pro Football Weekly* and *Football News*; voted second in the AP NFL Most Valuable Player balloting; voted AFC Player of the Year by the Touchdown Club of Columbus; AFC Offensive Player of the Year by the Kansas City 101 Club; Mackey Award winner for highest quarterback rating in the AFC and AFC MVP by the NFL Players Association. He started 15 of the 16 regular season games and completed 287 of 466 pass attempts (61.6) for 3,328 yards and 26 touchdowns with 14 interceptions, and also rushed 50 times for 249 yards (5.0) with a long of 22 and four touchdowns. His 26 touchdowns tied a career high and franchise record set in 1995. Elway led the AFC in quarterback rating (89.2; 4th NFL), was second in completion percentage (61.6; 5th NFL), third in touchdown passes (26; 4th NFL) and fifth in passing yardage (3,328; 7th NFL), completions (287; 8th NFL) and attempts (466; 9th NFL). His start at Seattle (9/8) marked the 192nd game he has played in his career, most by any player in Broncos franchise history, surpassing Tom Jackson who played in 191 games from 1973-86. In Denver's AFC Divisional Playoff loss to Jacksonville (1/4/97), Elway started and completed 25 of 38 passes for 226 yards and two touchdowns with a long of 18. He also rushed five times for 30 yards with a long of 19.



**1995:** Elway started all 16 games, completing 316 of 542 passes (58.3%) for 3,970 yards, a then-career-best 26 touchdowns and 14 interceptions. He threw for more than 300 yards on five occasions, also a career best. It was the 10th time in his 13-year NFL career that he had topped the 3,000-yard mark, joining him with Dan Marino (11) as the only quarterbacks in NFL history to accomplish that feat 10 or more times. He also rushed 40 times for 179 yards (4.5) and one touchdown with a long of 15. He led the AFC (tied for 5th NFL) in passing yards, finished third (8th NFL) in completions and was third (8th NFL) in pass attempts. Meanwhile, his fourth-quarter passer rating of 95.2 ranked third in the AFC and fifth in the NFL.

**1994:** Elway earned his sixth AFC Pro Bowl berth though he missed two of the final three games (at Los Angeles and vs. New Orleans) due to a strained left knee. He finished the season second in the AFC and fourth in the NFL in passer rating with an 85.7, and third in the AFC in passing yards (3,490), attempts (494) and completions (307), with a 2.0 interception percentage. His 62.1 completion percentage was second in the AFC and sixth overall. Elway went over the 3,000-yard passing mark for the ninth time in his career, second only to Dan Marino's 10, and went over the 40,000-yard career total-offense mark. He rushed for 235 yards (second on the team and his ninth 200-yard season), giving him a season total offense figure of 3,725 in the 14 games he played.

**1993:** Elway was named AFC Most Valuable Player (NFL Players Association), AFC Offensive Player of the Year (UPI, and the Kansas City 101 Club) and AFC Player of the Year (*Football News*) in 1993. Elway performed at an MVP-pace all year, earning all-AFC (UPI, *Football News*) and second-team All-NFL (AP, *College and Pro Football Newsweekly*, and *Football Digest*), and he was the starting quarterback in the 1994 Pro Bowl (fifth Pro Bowl berth) after a regular season that saw him lead the AFC in all six major quarterback stats categories. Elway's 1993 stats and rankings included a 92.8 rating (first in the AFC, third in the NFL), 551 attempts (first in the entire NFL), 348 completions (first in the entire NFL), a 63.2 completion percentage (first in the AFC and third in the NFL), 25 TD passes (first in the AFC and second in the NFL), 4,030 yards (first in the AFC). Elway's 1.8 interception avoidance percentage was fourth in the AFC but stands as the best in Denver history for any quarterback with more than 75 single-season attempts. In 1993 he set new personal and Denver records for total yards offensively (4,183), completions (348), passing yards (4,030), TD passes (25), and completion percentage (that 63.2 mark tied the figure set by Norris Weese in 1978). The 1993 season was Elway's first 4,000-yard campaign and his eighth 3,000-yard season. He also rushed for 153 yards. Elway was named the AFC Offensive Player of the Week twice and was named by his teammates as Denver's offensive MVP.

**1992:** Elway completed 174 of 316 passes for 2,242 yards, with 10 touchdowns and 17 interceptions. He gained 94 yards and scored twice on 34 rushing attempts. He missed games 11 through 14 because of a bruised tendon in his right shoulder, suffered while running for a first down against the Giants (11/15). Elway earned two AFC Offensive Player of the Week honors for the year.

**1991:** Elway completed 242 of 351 passes for 3,253 yards, a total ranked sixth in the AFC and ninth in the NFL, as he was voted to his fourth career Pro Bowl berth. He threw 12 touchdown passes and tied a career low with just 12 interceptions. He had 36 pass completions of 20+ yards, nine of 40+, five of 50+, and four of 60+. Elway was third on the team with 258 yards rushing, and his six TDs led the team and set a new career single season high. He was bothered throughout the second half of the season by a shoulder problem that was corrected by arthroscopic surgery in the 1992 offseason. Elway started both of Denver's playoff contests, completing 30 of 54 passes (55.6%) for 378 yards and one touchdown with two interceptions. He also rushed 10 times for 49 yards (4.9). Elway completed 11 of 21 passes for 121 yards and an interception before leaving the AFC Championship Game in the fourth quarter with a thigh injury.

**1990:** Elway completed 294 of 502 passes in 1990 (a .586 completion percentage that stood as the highest over the first 10 years of his career) for 3,526 yards, 15 touchdowns, and 14 interceptions. He gained 258 yards on 50 rushing attempts and scored three touchdowns on the ground.

**1989:** Elway led Denver to its third AFC Championship in four years and earned his third career Pro Bowl invitation. He completed 223 of 416 passes for 3,051 yards, with 18 touchdowns and 18 interceptions, and he rushed for 244 yards on 48 carries, scoring three times. Elway started all three Denver playoff games, including Super Bowl XXIV vs. San Francisco, and completed 42 of 82 passes (51.2%) for 732 yards and four touchdowns with three interceptions, while also rushing for 91 yards on 16 carries (5.7) with a long of 32 and one touchdown.

**1988:** Elway threw for 3,309 yards and rushed for 234 yards despite being bothered for most of the season by several nagging injuries. He was voted by teammates as Denver's most valuable offensive player for the fourth consecutive year, sharing the award with running back Sammy Winder, following a campaign in which he completed 274 of 496 passes, with 17 touchdowns and 19 interceptions to earn his second consecutive Pro Bowl invitation.

**1987:** Elway was named the NFL's Most Valuable Player (AP) and the AFC's starting quarterback in the Pro Bowl after turning in a tremendous season in 1987, a year in which he became the first AFC signal-caller since Terry Bradshaw (1978-79) to lead his team to consecutive conference crowns. Elway was named All-NFL (*The Sporting News*, NEA, AP-second team) and All-AFC (UPI, *Pro Football Weekly*, *The Football News*), in addition to being tabbed as the AFC MVP (NFLPA), AFC Player of the Year (*The Football News*), AFC Offensive Player of the Year (UPI, Kansas City 101 Club), and Colorado Pro Athlete of the Year (Colorado Sports Hall of Fame), as well as earning his second Pro Bowl invitation. He was voted the Broncos' offensive MVP for a regular season performance in which he completed 224 of 410 passes for 3,198 yards, an average of 267 yards per game, with 19 TD passes. He led all AFC quarterbacks in rushing for the fourth consecutive season was second on the team with a career-high 304 yards, scoring four times. Elway started all three of Denver's playoff contests, including Super Bowl XXII vs. Washington, and completed 42 of

89 passes (47.2%) for 797 yards and six touchdowns with five interceptions, while also rushing 18 times for 76 yards (4.2) with a long of 21 and one touchdown. His 56-yard scoring strike to Ricky Nattiel on Denver's first play from scrimmage provided the earliest touchdown in Super Bowl history (elapsed time of 1:57).

**1986:** Elway led the Broncos to their first AFC Championship in nine seasons in 1986, while earning his first Pro Bowl berth. He was honored with the Seattle Gold Helmet Award (Professional Football Player of the Year) and received the King of the Hill award from the Colorado Sports Hall of Fame, in addition to being named honorable mention All-NFL (AP) and All-AFC (UPI-second team). Along with his 18 TD passes that year, Elway also scored on an 11-yard run and a 23-yard pass reception from Steve Sewell that is the longest TD catch by a full-time starting QB in NFL history. For the year he completed 280 of 504 passes (55.6%) for 3,485 yards and 19 touchdowns with 13 interceptions, while also rushing 52 times for 257 yards (4.9) with a long of 24 and one touchdown. In the postseason, he added 805 more yards on 57 of 107 passing efficiency (53.3%), with three touchdowns and four interceptions, while rushing 15 times for 101 yards (6.7) with a long of 34 and two touchdowns. Elway directed one of the greatest drives in NFL postseason history in pacing Denver to a 23-20 overtime win over Cleveland for the AFC title. He completed 22 of 38 passes for 244 yards and a TD, that coming on a five-yard strike to Mark Jackson that capped a 15-play, 98-yard drive that tied the game at the end of regulation. In overtime Elway drove the team 60 yards in nine plays to the winning field goal.

**1985:** Elway took some spectacular steps forward in 1985 as he re-wrote the Denver record book. Elway set Broncos single season records for attempts (605, which led the NFL and fell just four passes short of the NFL record of 609 held by Dan Fouts), completions (327, second in the NFL), passing yards (3,891, second in the NFL), total rushing and passing plays (656, first in the NFL), and total offense (4,414, also first in the league).

**1984:** Elway led the Broncos to a 12-2 record in his 14 regular season starts in 1984. He completed 214 of 380 passes for 2,598 yards, with 18 TDs and 15 interceptions. Not only was his passing a factor in his leadership of the offense, but he finished third on the team in rushing with 237 yards.

**1983:** Elway started 10 games in 1983, including the first five before being replaced by Steve DeBerg, and five more after DeBerg was injured. While Elway did not have impressive stats as a rookie, finishing 17th among AFC passers, he carried a tremendous emotional burden, having come to the NFL as the most publicized college prospect since Joe Namath in 1965. Elway was the first player chosen in the 1983 draft and joined the Broncos by trade with Baltimore on May 2. The Broncos, in return, gave the Colts quarterback Mark Herrmann, the rights to OL Chris Hinton and a first-round pick in the 1984 Draft (G Ron Solt). He was also chosen by the Oakland Invaders in the 1983 USFL territorial draft.

**COLLEGE:** Elway concluded his college career with five major NCAA Division I-A records and nine major Pac-10 marks. He completed 62.1 percent of his career passes (774 of 1,243, both NCAA highs) for 9,349 yards and 77 touchdowns, while setting an NCAA record for the lowest percentage of passes intercepted in a career (3.13 percent). As a senior, Elway was a consensus All-American and finished second in Heisman Trophy balloting while setting virtually every Pac-10 and Stanford career record for total offense and passing. A two-sport star, he played baseball for the New York Yankees' Oneonta (N.Y.) single-A farm club in 1982, hitting for a .318 average and knocking in a team-high 25 RBI in 42 games. Elway, who batted left-handed and threw right-handed, was the Yankees' first selection in the 1981 summer draft (June 8). He hit .349 with nine homers and 50 RBI in 49 games in his final college baseball season as a sophomore. Elway has a degree in economics from Stanford.

**PERSONAL:** Elway officially announced his retirement from the Denver Broncos on May 2, 1999 in a press conference at the Inverness Hotel and Golf Club in suburban Denver. He is now President and Chief Executive Officer of the Colorado Crush of the Arena Football League, a franchise that he co-owns with Pat Bowlen and Stan Kroenke. The team was formed in June 2002 and began play in 2003. In addition to the considerable time he has spent on the football field and with his various business endeavors, John has poured a great deal of energy into The Elway Foundation—an organization that contributes funds and resources to the prevention and treatment of child abuse. He owned and operated seven automobile franchises in the Denver area until selling them in late 1997 and now is associated with 17 John Elway AutoNation dealerships in the Denver area. A native of Port Angeles, Wash., Elway was the most highly recruited prep athlete in the nation in 1979 and was listed on *Parade*, *Scholastic Coach*, *Football News* and National Coaches Association All-America teams. He had an unparalleled football and baseball career at Granada Hills High School. John was 129 of 200 for 1,837 yards and 19 TDs as a senior, while leading the baseball team to the Los Angeles City championship with a .491 batting average and a 4-2 pitching record. He completed 60 percent of his high school passes for 5,711 yards and 49 touchdowns. The football field at Granada Hills High School was re-named in John's honor in a ceremony June 5, 1998. The Kansas City Royals selected him in the 18th round of the 1979 summer draft (June 5), although he already had signed a national letter of intent with Stanford. John's late father, Jack, coached his son in the East-West Shrine contest in which John earned Offensive MVP laurels. Jack, who passed away in 2001, retired from the Broncos in 2000 after seven years with the club, the last five as the Director of Pro Scouting. John has four children: daughters Jessica Gwen (18), Jordan Marie (17) and Juliana (13), and a son, Jack (14).



### ELWAY'S REGULAR SEASON RECORD

PASSING													
Year	Club	G	S	Att.	Comp.	Pct.	Yds.	TD	%	Int.	%	LG	Sack
1983	Denver	11	10	259	123	47.5	1,663	7	2.7	14	5.4	49t	28
1984	Denver	15	14	380	214	56.3	2,598	18	4.7	15	3.9	73	24
1985	Denver	16	16	605	327	54.0	3,891	22	3.6	23	3.8	65t	38
1986	Denver	16	16	504	280	55.6	3,485	19	3.8	13	2.6	53	32
1987	Denver	12	12	410	224	54.6	3,198	19	4.6	12	2.9	72t	20
1988	Denver	15	15	496	274	55.2	3,309	17	3.4	19	3.8	86	30
1989	Denver	15	15	416	223	53.6	3,051	18	4.3	18	4.3	69	35
1990	Denver	16	16	502	294	58.6	3,526	15	3.0	14	2.9	66	43
1991	Denver	16	16	451	242	53.7	3,253	13	2.9	12	2.7	71	45
1992	Denver	12	12	316	174	55.1	2,242	10	3.2	17	5.4	80t	36
1993	Denver	16	16	551	348	63.2	4,030	25	4.5	10	1.8	63	39
1994	Denver	14	14	494	307	62.1	3,490	16	3.2	10	2.0	63	46
1995	Denver	16	16	542	316	58.3	3,970	26	4.8	14	2.6	62t	22
1996	Denver	15	15	466	287	61.6	3,328	26	5.6	14	3.0	51	26
1997	Denver	16	16	502	280	55.8	3,635	27	5.4	11	2.2	78	34
1998	Denver	13	12	356	210	59.0	2,806	22	6.2	10	2.8	58	18
<b>CAREER TOTAL</b>		<b>234</b>	<b>231</b>	<b>7,250</b>	<b>4,123</b>	<b>56.9</b>	<b>51,475</b>	<b>300</b>	<b>4.1</b>	<b>226</b>	<b>3.1</b>	<b>86</b>	<b>516</b>

RUSHING						SCORING					
Year	Club	Att.	Yds.	Avg.	LG	TD	TD	TDr	TDp	TDrt	2pt.
1983	Denver	28	146	5.2	23	1	1	1	0	0	—
1984	Denver	56	237	4.2	21	1	1	1	0	0	—
1985	Denver	51	253	5.1	22	0	0	0	0	0	—
1986	Denver	52	257	4.9	24	1	2	1	1	0	—
1987	Denver	66	304	4.6	29	4	4	4	0	0	—
1988	Denver	54	234	4.3	26	1	1	1	0	0	—
1989	Denver	48	244	5.1	31	3	3	3	0	0	—
1990	Denver	50	258	5.2	21	3	3	3	0	0	—
1991	Denver	55	255	4.6	17t	6	6	6	0	0	—
1992	Denver	34	94	2.8	9	2	2	2	0	0	—
1993	Denver	44	153	3.5	18	0	0	0	0	0	—
1994	Denver	58	235	4.1	22	4	4	4	0	0	—
1995	Denver	41	176	4.3	25	1	1	1	0	0	—
1996	Denver	50	249	5.0	22	4	4	4	0	0	—
1997	Denver	50	218	4.4	23	1	1	1	0	0	—
1998	Denver	37	94	2.5	16	1	1	1	0	0	—
<b>CAREER TOTAL</b>		<b>774</b>	<b>3,407</b>	<b>4.4</b>	<b>31</b>	<b>33</b>	<b>34</b>	<b>33</b>	<b>1</b>	<b>0</b>	<b>206</b>

### ELWAY'S POSTSEASON RECORD

PASSING													
Year	Club	G	S	Att.	Comp.	Pct.	Yds.	TD	%	Int.	%	LG	Sack
1983	Denver	1	0	15	10	66.7	123	0	0.0	1	6.7	31	0
1984	Denver	1	1	37	19	51.3	184	2	5.4	2	5.4	21	4
1986	Denver	3	3	107	57	53.3	805	3	2.8	4	3.7	54	6
1987	Denver	3	3	89	42	47.2	797	6	6.7	5	5.6	80t	8
1989	Denver	3	3	82	42	51.2	732	4	4.9	3	3.7	70t	6
1991	Denver	2	2	54	30	55.6	378	1	1.9	2	3.7	44	3
1993	Denver	1	1	47	29	61.7	302	3	6.4	1	2.1	25	1
1996	Denver	1	1	38	25	65.8	226	2	5.3	0	0.0	18t	1
1997	Denver	4	4	96	56	58.3	726	3	3.1	2	2.1	43t	6
1998	Denver	3	3	86	45	52.3	691	3	3.5	1	1.2	80t	4
<b>CAREER TOTAL</b>		<b>22</b>	<b>21</b>	<b>651</b>	<b>355</b>	<b>54.5</b>	<b>4,964</b>	<b>27</b>	<b>4.1</b>	<b>21</b>	<b>3.2</b>	<b>80t</b>	<b>39</b>

RUSHING						SCORING					
Year	Club	Att.	Yds.	Avg.	LG	TD	TD	TDr	TDp	TDrt	2pt.
1983	Denver	3	16	5.3	11	0	0	0	0	0	—
1984	Denver	4	16	4.0	13	0	0	0	0	0	—
1986	Denver	15	101	6.7	34	2	2	2	0	0	—
1987	Denver	18	76	4.2	21	1	1	1	0	0	—
1989	Denver	16	91	5.7	32	1	1	1	0	0	—
1991	Denver	10	49	4.9	15	0	0	0	0	0	—
1993	Denver	5	23	4.6	6	0	0	0	0	0	—
1996	Denver	5	30	6.0	19	0	0	0	0	0	—
1997	Denver	9	25	2.8	10	1	1	1	0	0	—
1998	Denver	9	34	3.8	11	1	1	1	0	0	—
<b>CAREER TOTAL</b>		<b>94</b>	<b>461</b>	<b>4.9</b>	<b>34</b>	<b>6</b>	<b>6</b>	<b>6</b>	<b>0</b>	<b>0</b>	<b>36</b>

**ADDITIONAL STATISTICS:** Fumbled six times and recovered three fumbles for minus one yard in 1983; fumbled 14 times and recovered seven fumbles, 1984; fumbled seven times and recovered three fumbles, 1985; fumbled seven times and recovered one fumble for minus four yards, caught one pass for 23 yards and a touchdown, 1986; fumbled twice, punted once for 31 yards, 1987; fumbled seven times, recovered five fumbles, punted three times for 117 yards, 1988; fumbled nine times, recovered two fumbles, and punted once for 34 yards; fumbled eight times, recovered one fumble, punted once for 37 yards, 1990; fumbled 11 times, recovered two fumbles, and caught a 24-yard pass, 1991; fumbled 12 times, recovered one fumble, 1992; fumbled 13 times, recovered nine fumbles for minus three yards, 1993; fumbled 11 times, recovered two for minus five yards, 1994; fumbled nine times, recovered one fumble, 1995; fumbled six times, recovered two fumbles, 1996; fumbled nine times, 1997; fumbled seven times, recovered two fumbles and caught one pass for 14 yards (from Rod Smith), 1998. Receiving Totals: 3-61 (20.3), with a long of 24.

### ELWAY'S SINGLE-GAME HIGHS

(Postseason in Parenthesis)  
**Most Pass Attempts** — 59 at Green Bay, 10/10/93 (47 at L.A. Raiders, 1/9/94). **Most Pass Completions** — 36 vs. San Diego, 9/4/94 (29 at L.A. Raiders, 1/9/94). **Most Yards Passing** — 432 at Seattle, 12/20/85 (385 vs. Cleveland, 1/14/90). **Highest Comp. Pct.** — .916 (11 of 12) at L. A. Raiders (.667 vs. Jacksonville [16 of 24], 12/27/97 and at Seattle [10 of 15], 12/24/83). **Most TD Passes** — 5 vs. Minnesota, 11/18/84 (3 at L.A. Raiders, 1/9/94, vs. Cleveland, 1/14/90 and vs. Cleveland, 1/17/88). **Most INTs** — 5 vs. Kansas City 12/14/85 (3 vs. Washington, 1/31/88). **Longest Pass Completion** — 80t to Marshall vs. N.Y. Jets, 11/8/92 (80t to R. Smith vs. Atlanta, 1/31/99 and to M. Jackson vs. Cleveland, 1/17/88). **Most Rushing Attempts** — 11, vs. Kansas City, 12/18/87 (11 vs. Cleveland, 1/17/88). **Most Rushing Yards** — 70 at Oakland, 11/4/96 (56 at Cleveland, 1/11/86). **Most Rushing TDs** — 2 vs. Detroit, 11/1/87 and Cincinnati, 9/1/91 (1, six times). **Longest run** — 31 at Buffalo, 9/18/89 (34 at Cleveland, 1/11/87). **Most Combined Rushing and Passing Yards** — 432 (0 rush, 432 pass) at Seattle, 12/20/85 (424 [39 rush, 385 pass] vs. Cleveland, 1/14/90).

### JOHN ELWAY'S 300-YARD PASSING GAMES (40; INCLUDES 4 POSTSEASON)

(Denver victories asterisked)													
Opponent (Date)	Att.	Comp.	Yds.	Pct.	TD	INT	S/Yds.	Att.	Yds.	Avg.	LG	TD	Notes
vs Baltimore* (12/11/83)	44	23	345	.523	3	0	5/38	2	23	7.7	14	0	
vs New England* (11/4/84)	40	26	315	.650	3	1	3/24	4	3	0.8	4	0	
vs New Orleans* (9/15/85)	43	28	353	.651	4	1	3/26	3	2	0.7	4	0	
vs Kansas City* (12/14/85)	37	22	301	.595	1	5	0/0	6	4	0.7	3	0	
at Seattle* (12/20/85)	42	24	432	.571	1	0	5/47	0	0	0.0	0	0	
vs Seattle* (10/26/86)	32	18	321	.563	1	1	0/0	7	-6	-0.9	7	0	
at NY Giants (11/26/86)	47	29	336	.617	0	2	2/11	8	51	6.4	13	0	
vs NY Giants (1/25/87)	37	22	304	.595	1	1	3/26	6	27	4.5	10	1	Super Bowl XXI
vs Seattle* (9/13/87)	32	22	338	.688	4	1	0/0	4	16	4.0	7	0	
vs Chicago* (11/16/87)	40	21	341	.525	3	2	0/0	5	35	7.0	19	0	
at San Diego* (11/29/87)	32	21	347	.656	3	1	0/0	6	40	6.7	29	0	
at Seattle (12/13/87)	42	21	335	.500	1	2	4/20	3	12	4.0	5	0	
at LA Raiders (12/4/88)	49	29	324	.592	2	3	3/27	2	13	6.5	7	0	
at Seattle* (10/22/89)	35	18	344	.514	2	0	4/28	3	3	1.0	3	0	
vs. Cleveland* (1/14/90)	36	20	385	.556	3	0	1/8	5	39	7.8	25	0	AFC Championship
at Indianapolis* (10/21/90)	30	21	317	.700	2	0	3/24	3	3	1.0	5	0	
at Kansas City (12/9/90)	36	24	328	.667	2	1	5/28	1	12	12.0	12	0	
at Houston (10/6/91)	42	24	301	.571	2	1	5/54	1	10	10.0	10	0	
vs. Kansas City* (10/4/92)	38	23	311	.605	2	0	5/32	4	8	2.0	6	0	
at Kansas City (9/20/93)	45	28	300	.622	1	1	0/0	1	0	0.0	0	0	
at Green Bay (10/10/93)	59	33	367	.559	1	1	4/34	5	27	5.4	11	0	
at LA Raiders (1/2/94)	36	25	361	.694	3	0	0/0	2	21	10.5	18	0	
at LA Raiders (1/9/94)	47	29	302	.617	3	1	1/5	5	23	4.6	6	0	AFC Wild Card
vs. San Diego (9/4/94)	46	36	371	.783	3	2	4/30	1	1	1.0	1	0	
at N.Y. Jets (9/11/94)	42	29	319	.690	1	1	1/3	1	2	2.0	2	0	
vs. Cleveland* (10/30/94)	41	30	349	.732	2	0	1/6	2	14	7.0	12	0	
vs. Atlanta* (11/20/94)	42	27	382	.643	2	1	5/46	6	17	2.8	11	1	
vs. Buffalo* (9/3/95)	41	22	317	.537	0	1	2/18	4	29	7.3	15	0	
vs. Washington* (9/17/95)	47	30	327	.638	2	0	1/9	6	22	3.7	11	0	
vs. Oakland* (10/16/95)	46	23	324	.500	2	0	2/20	3	29	9.7	14	0	
at Houston (11/26/95)	41	27	332	.659	2	2	0/0	0	0	0.0	0	0	
at Oakland* (12/24/95)	41	24	320	.585	2	1	2/13	4	10	2.5	4	0	
at Cincinnati* (9/29/96)	37	23	335	.626	2	1	5/47	2	-1	-0.5	-1	0	
vs. San Diego* (10/6/96)	41	32	323	.780	4	1	1/11	8	37	4.6	14	0	
vs. Baltimore* (10/20/96)	39	25	326	.641	3	1	0/0	2	1	5.5	9t	1	
at Minnesota* (11/24/96)	36	27	334	.750	2	1	3/25	2	8	4.0	8	0	
at Oakland (10/19/97)	46	26	309	.565	1	0	3/15	5	48	9.6	16	0	
vs. Kansas City* (12/6/98)	32	22	400	.688	2	1	2/17	4	5	1.3	8	0	
vs. Seattle* (12/27/98)	36	26	338	.722	4	0	2/22	4	8	2.0	11	0	
vs. Atlanta* (1/31/99)	29	18	336	.621	1	1	0/0	3	2	0.7	3t	1	Super Bowl XXXIII



## JOHN ELWAY POSTSEASON GAME-BY-GAME

(Denver victories asterisked)

Opponent (Date)	S/P	Att.	Comp.	Yds.	Pct.	TD	INT	S/Yds.	Att.	Yds.	Avg.	LG	TD	Notes
at Seattle (12/24/83)	P	15	10	123	.667	0	1	0/0	3	16	5.3	11	0	AFC Wild Card
vs Pittsburgh (12/30/84)	S	37	19	184	.513	2	2	4/37	4	16	4.0	13	0	AFC Div. Playoff
vs New Eng.* (1/4/87)	S	32	13	257	.406	1	2	1/4	5	18	3.6	22	1	AFC Div. Playoff
at Cleveland* (1/11/87)	S	38	22	244	.579	1	1	2/19	4	56	14.0	34	0	AFC Championship
vs NY Giants (1/25/87)	S	37	22	304	.595	1	1	3/26	6	27	4.5	10	1	Super Bowl XXI
vs Houston* (1/10/88)	S	25	14	259	.560	2	1	1/4	4	8	2.0	4	1	AFC Div. Playoff
vs Cleveland* (1/17/88)	S	26	14	281	.538	3	1	2/25	11	36	3.3	11	0	AFC Championship
vs Washington (1/31/88)	S	38	14	257	.368	1	3	5/50	3	32	10.7	21	0	Super Bowl XXII
vs. Pittsburgh* (1/7/90)	S	20	12	239	.600	1	1	1/13	7	44	6.3	32	0	AFC Div. Playoff
vs. Cleveland* (1/14/90)	S	36	20	385	.556	3	0	1/8	5	39	7.8	25	0	AFC Championship
vs. San Fran. (1/28/90)	S	26	10	108	.385	0	2	4/30	4	8	2.0	3	1	Super Bowl XXIV
vs. Houston* (1/4/92)	S	33	19	257	.576	1	1	0/0	6	39	6.5	15	0	AFC Div. Playoff
at Buffalo (1/12/92)	S	21	11	121	.524	0	1	3/24	4	10	2.5	7	0	AFC Championship
at LA Raiders (1/9/94)	S	47	29	302	.617	3	1	1/5	5	23	4.6	6	0	AFC Wild Card
vs. Jacksonville (1/4/97)	S	38	25	226	.658	2	0	1/1	5	30	6.0	19	0	AFC Div. Playoff
vs. Jacksonville* (12/27/97)	S	24	16	223	.667	1	0	3/22	1	0	0.0	0	0	AFC Wild Card
at Kansas City* (1/4/98)	S	19	10	170	.526	0	0	1/7	1	-1	-1.0	-1	0	AFC Div. Playoff
at Pittsburgh* (1/11/98)	S	31	18	210	.581	2	1	2/15	2	9	4.5	10	0	AFC Championship
vs. Green Bay* (1/25/98)	S	22	12	123	.545	0	1	0/0	5	17	3.4	10	1	Super Bowl XXXII
vs. Miami* (1/9/99)	S	23	14	182	.609	1	0	1/8	3	19	6.3	11	0	AFC Div. Playoff
vs. New York Jets* (1/17/99)	S	34	13	173	.382	1	0	3/20	3	13	4.3	9	0	AFC Championship
vs. Atlanta* (1/31/99)	S	29	18	336	.621	1	1	0/0	3	2	0.7	3t	1	Super Bowl XXXIII
<b>PLAYOFF TOTALS</b>		<b>22/21</b>	<b>651</b>	<b>355</b>	<b>4,964</b>	<b>.545</b>	<b>27</b>	<b>21</b>	<b>39/318</b>	<b>94</b>	<b>461</b>	<b>4.9</b>	<b>34</b>	<b>6</b>

## JOHN ELWAY'S TOUCHDOWN TARGETS

### REGULAR SEASON (300 TDs, 41 DIFFERENT PLAYERS)

42 — Shannon Sharpe	4 — Vance Johnson
35 — Vance Johnson	3 — Rod Smith
23 — Ed McCaffrey	2 — Howard Griffith, Mark Jackson, Clarence Kay, Ed McCaffrey, Ricky Nattiel, Shannon Sharpe, Sammy Winder
21 — Mark Jackson, Anthony Miller	1 — Reggie Johnson, Orson Mobley, Derek Russell, Steve Watson, Jim Wright, Michael Young
19 — Rod Smith	
16 — Steve Watson	
10 — Steve Sewell	
9 — Butch Johnson	
8 — Clarence Kay, Clint Sampson, Michael Young	
7 — Gene Lang, Sammy Winder	
6 — Glyn Milburn, Ricky Nattiel	
5 — Derek Russell, Gerald Willhite	
4 — Terrell Davis, Orson Mobley, Mike Pritchard	
3 — Jerry Evans, Willie Green, Reggie Johnson, Arthur Marshall	
2 — Melvin Bratton, Aaron Craver, Rick Massie, Jim Wright	
1 — Ray Alexander, Jeff Campbell, Dwayne Carswell, Howard Griffith, Bobby Humphrey, Jesse Myles, Rick Parros, Reggie Rivers, Mike Sherrard, Detron Smith, Dave Studdard, Cedric Tillman	

### POSTSEASON (27 TDs, 15 DIFFERENT PLAYERS)

4 — Vance Johnson
3 — Rod Smith
2 — Howard Griffith, Mark Jackson, Clarence Kay, Ed McCaffrey, Ricky Nattiel, Shannon Sharpe, Sammy Winder
1 — Reggie Johnson, Orson Mobley, Derek Russell, Steve Watson, Jim Wright, Michael Young

## JOHN ELWAY'S CAREER DRIVE ENGINEERING

Drives		Drives Ended by									Points	Points/	Quarterback	
Season .....	Started	TD	FG	FGA	PNT	DWN	TRN	SAF	CLK	RPL	Yielded	Drive	Drive Efficiency*	
1983 .....	108	11	8	1	52	4	23	0	7	2	101	0.94	17.6%	20.2%
1984 .....	162 #	29	16	5	70	1	26	0	15	1	248	1.53	27.8%	34.2%
1985 .....	215	42	23	15	92	4	29	0	9	1	360	1.67	30.2%	39.0%
1986 .....	187	38	20	8	81	2	23	2	13	0	325	1.74	31.0%	37.9%
1987 .....	139	34	17	7	47	4	21	0	9	0	289	2.08	36.7%	44.6%
1988 .....	171	30	20	12	63	5	29	1	11	0	270	1.58	29.2%	38.8%
1989 .....	163	32	24	5	66	4	25	0	7	0	296	1.81	34.3%	39.1%
1990 .....	169	34	22	9	59	4	29	0	11	1	302	1.79	33.1%	41.4%
1991 .....	176	29	26	9	73	6	21	0	11	1	280	1.59	31.3%	39.0%
1992 .....	132	18	15	4	59	2	26	0	8	0	171	1.30	25.0%	29.8%
1993 .....	185	41	26	9	66	7	21	1	14	0	364	1.97	36.2%	44.4%
1994 .....	160	31	25	7	57	8	22	0	10	0	290	1.81	35.0%	39.2%
1995 .....	167	40	29	7	50	5	28	0	8	0	368	2.20	41.3%	45.4%
1996 .....	158	45	18	6	53	2	22	0	10	2	372	2.35	39.9%	45.0%
1997 .....	180	44	28	11	59	6	20	0	12	0	395	2.19	40.0%	49.4%
1998 .....	136	40	15	4	45	3	15	0	12	2	323	2.38	40.4%	48.4%
TOTALS .....	2,608	538	332	119	992	67	380	4	167	10	4,754	1.82	33.4%	40.7%

(\*—the second number is the percentage the quarterback has put his team in position to score, allowing for missed field goal and subtracting those drives ended by the clock and replaced due to injury. #—drives for 1984 add to one more than drives started because Elway replaced Kubiak on one drive.)

### DRIVE-ENGINEERING NOTES:

- For his career, he directed Denver to scores in better than 3 in 10 drives; when you adjust the figure as stated above, the figures work to just over 40 in 100).
- In 2,608 career drives started, he was replaced only 10 times due to injury (based on if a replacement QB earned at least one first down on the drive; that's 0.383 percent, or 3.83 in 1,000).
- As far as drive efficiency is concerned, Elway had his best seasons in 1995 and '98.

## JOHN ELWAY'S FOURTH-QUARTER HEROICS

In his career (1983-98) John Elway engineered 47 fourth-quarter or overtime, game-saving or game-winning drives for the Broncos, and the team had a record of 46-0-1 in those contests. Those games include:

- 40 fourth-quarter or overtime, game-winning drives (marked below with an asterisk). The Broncos scored the winning points 23 times with fewer than three minutes remaining, 21 times under two minutes and 13 times with less than a minute left.
- seven fourth-quarter, game-tying drives. Denver went on to win six of those contests in regulation or overtime, and one game ended in a tie. The Broncos won in regulation vs. New England (11/4/84) and at Seattle (12/20/85). In overtime, Elway directed the game-winning drive in the AFC Championship Game at Cleveland (1/11/87), while the defense and special teams set up OT wins vs. San Diego (11/17/85), at San Francisco (10/9/88) and at Seattle (10/22/89). The game at Green Bay (9/20/87) ended in a tie.

### JOHN ELWAY'S FOURTH-QUARTER HEROICS — GAME-BY-GAME

- \***Dec. 11, 1983 vs. Baltimore** — Throws three fourth-quarter TD passes, the last a 26-yarder to Gerald Willhite with 0:44 left in 21-19 win.
- Nov. 4, 1984 vs. New England** — Directs 8-play, 78-yard drive for seven-yard TD pass to Butch Johnson with 4:03 left to tie score at 19-19; Dennis Smith returns a fumble 64 yards for TD with 1:45 left in a 26-19 win.
- \***Nov. 11, 1984 at San Diego** — Directs 10-play, 77-yard drive for Sammy Winder one-yard TD run with 0:38 left in 16-13 win.
- \***Dec. 9, 1984 vs. San Diego** — Directs 12-play, 40-yard drive for Rich Karlis field goal with 2:08 left in 16-13 win.
- \***Sept. 22, 1985 at Atlanta** — Directs three scoring drives (two TDs, one FG) in fourth quarter, erasing 28-27 deficit, in 44-28 win.
- \***Nov. 11, 1985 vs. San Francisco** — Directs 9-play, 63-yard drive for Rich Karlis 24-yard field goal with 1:27 left in 17-16 win.
- Nov. 17, 1985 vs. San Diego** — Directs 7-play, 48-yard drive for Rich Karlis 34-yard field goal with 0:05 left to tie San Diego; Denver wins 30-24 on Louis Wright's 60-yard TD return of a blocked field goal in OT.
- \***Dec. 1, 1985 at Pittsburgh** — Directs 7-play, 58-yard drive for Steve Sewell two-yard TD run with 1:45 left, taking a 24-23 lead; Mike Harden returns an interception 42 yards for a score for 31-23 win.
- \***Dec. 14, 1985 vs. Kansas City** — Directs 8-play, 59-yard drive for Sammy Winder one-yard TD run with 0:22 left in 14-13 win.
- Dec. 20, 1985 at Seattle** — Directs 8-play, 80-yard drive for Steve Sewell one-yard run to tie game at 24-24 with 2:35 remaining; then passes for 27 yards to start a five-play, 34-yard drive (Gary Kubiak takes over when Elway is injured) for a Rich Karlis 43-yard field goal with 0:55 remaining in 27-24 win.
- \***Sept. 7, 1986 vs. L.A. Raiders** — Directs 9-play, 39-yard drive for seven-yard pass to Gene Lang with 5:11 left in 38-36 win.
- Jan. 11, 1987 at Cleveland (AFC Championship Game)** — Directs 15-play, 98-yard drive for five-yard TD pass to Mark Jackson with 0:39 left to tie game 20-20; in Denver's first OT possession, directs 60-yard drive for Rich Karlis 33-yard FG in 23-20 win.
- Sept. 20, 1987 at Green Bay** — Directs 18-play, 80-yard drive for Steve Sewell one-yard run with 5:53 remaining to tie game at 17-17; game ends in an overtime tie.
- \***Nov. 16, 1987 vs. Chicago** — Directs 8-play, 61-yard drive for Steve Sewell four-yard TD run with 4:58 left in 31-29 win.
- \***Dec. 6, 1987 vs. New England** — Directs 6-play, 74-yard drive for two-yard TD pass to Mark Jackson with 12:41 left for 24-20 lead; Mark Haynes later returns an interception for 14 yards and a score in 31-20 win.
- \***Jan. 17, 1988 vs. Cleveland (AFC Championship Game)** — Directs 5-play, 75-yard drive for 20-yard TD pass to Sammy Winder with 4:01 left for 38-31 lead; after safety and Ernest Byner fumble, Denver wins 38-33.
- Oct. 9, 1988 at San Francisco** — Directs 9-play, 58-yard drive for eight-yard TD pass to Vance Johnson with 8:37 left to tie game 13-13; Broncos win in overtime when Steve Wilson's interception sets up Rich Karlis 22-yard field goal 8:11 into overtime.
- \***Oct. 8, 1989 vs. San Diego** — Directs 11-play, 74-yard drive for Bobby Humphrey 17-yard TD run with 1:03 left in 16-10 win.
- Oct. 22, 1989 at Seattle** — Throws 54-yard TD pass to Vance Johnson with 2:19 left (only play of drive) to tie game 21-21; Dennis Smith interception sets up David Treadwell's 27-yard field goal at 7:14 of OT for 24-21 win.
- \***Nov. 12, 1989 at Kansas City** — Directs 10-play, 72-yard drive for David Treadwell 26-yard FG with 0:01 left in 16-13 win.
- \***Jan. 7, 1990 vs. Pittsburgh (AFC Divisional Playoff)** — Directs 9-play, 71-yard drive for Melvin Bratton one-yard run with 2:27 left in 24-23 win.
- \***Sept. 17, 1990 vs. Kansas City** — Directs 10-play, 79-yard drive for David Treadwell 22-yard FG with 0:00 left for 24-23 win.
- \***Oct. 21, 1990 at Indianapolis** — Directs 9-play, 58-yard drive for David Treadwell 42-yard FG to break tie with 3:45 left; then directs five-play, 56-yard drive for Steve Sewell two-yard run with 1:41 left in 27-17 win.
- \***Oct. 20, 1991 vs. Kansas City** — Directs 7-play, 70-yard drive for David Treadwell 27-yard field goal with 2:37 left in 19-16 win.
- \***Oct. 27, 1991 at New England** — Directs 9-play, 42-yard drive for David Treadwell 34-yard field goal with 1:56 left in 9-6 win.
- \***Dec. 8, 1991 at Cleveland** — Directs 16-play, 64-yard drive for six-yard TD pass to Vance Johnson with 8:54 left to break 7-7 tie; then directs six-play, 66-yard drive for David Treadwell 37-yard field goal with 3:29 remaining in 17-7 win.
- \***Dec. 15, 1991 vs. Phoenix** — Directs 6-play, 66-yard drive for Elway's four-yard TD run with 1:46 left in 24-19 win.
- \***Jan. 4, 1992 vs. Houston (AFC Divisional Playoff)** — Directs 12-play, 87-yard drive for David Treadwell 28-yard field goal with 0:20 left in 26-24 win.
- \***Sept. 6, 1992 vs. L.A. Raiders** — Directs 7-play, 85-yard drive for Reggie Rivers one-yard TD run with 0:55 left in 17-13 win.
- \***Oct. 4, 1992 vs. Kansas City** — Directs 14-play, 80-yard drive for 25-yard pass to Mark Jackson with 1:55 left to pull Denver within six points at 19-13; after a 28-yard punt return, directs a three-play, 27-yard drive for a 12-yard TD pass to Vance Johnson with 0:38 left in 20-19 win.



## JOHN ELWAY'S FOURTH-QUARTER HEROICS, CONT.

- \***Oct. 18, 1992 vs. Houston** — Directs 3-play, 80-yard drive for Reggie Rivers' 20-yard TD run with 1:34 left in 27-21 win.
- \***Dec. 12, 1993 vs. Kansas City** — Directs three-play, 11-yard drive for six-yard TD pass to Shannon Sharpe with 10:34 left in 27-21 win.
- \***Oct. 23, 1994 at San Diego** — Directs 4-play, four-yard drive to set up Jason Elam's 54-yard field goal with 10:02 remaining that put Denver ahead 17-15; then directed a nine-play, 66-yard drive to set up Elam for a 25-yard field goal that provided the final score of 20-15 with 4:07 remaining.
- \***Nov. 20, 1994 vs. Atlanta** — Directs 10-play, 73-yard drive for 32-yard TD pass to Anthony Miller to pull Denver within 28-25 with 10:19 remaining; then drove the Broncos 57 yards in 10 plays, capping the drive with a four-yard TD run to put Denver ahead to stay 32-28 with 1:56 remaining.
- \***Sept. 17, 1995 vs. Washington** — Directs 8-play, 80-yard drive that culminated with a 43-yard TD strike to Rod Smith on the final play of the game (play started at 0:06), breaking a 31-31 tie and giving Denver a 38-31 win. The drive began on the Broncos' 20-yard line with 1:07 remaining.
- \***Nov. 19, 1995 vs. San Diego** — Directs 7-play, 53-yard drive to set up Jason Elam's game-winning 32-yard field goal, breaking a 27-27 tie, and lifting Denver to a 30-27 win. The drive began on the Broncos' 33-yard line with 3:43 remaining.
- \***Dec. 24, 1995 at Oakland** — Directs 12-play, 79-yard drive to set up Jason Elam's 27-yard field goal to pull Denver to within 28-20 with 12:47 remaining; then drove the Broncos 87 yards in 13 plays, culminating with a four-yard TD pass to Ed McCaffrey — on which Elway ran in for the two-point conversion — to tie the score at 28-28 with 5:46 remaining; then drove 53 yards in nine plays to set up Elam's game-winning 37-yard field goal with 0:48 remaining, giving Denver the 31-28 victory.
- \***Sept. 15, 1996 vs. Tampa Bay** — Directs 14-play, 80-yard drive over an 8:11 span, capped by Terrell Davis' three-yard run with 3:32 remaining, giving Denver a 27-23 win.
- \***Oct. 20, 1996 vs. Baltimore** — Directs 10-play, 57-yard yard drive in 4:31, culminating with a 6-yard touchdown pass to Ed McCaffrey, to put Denver ahead 38-34 with 10:57 remaining. He later led the club 15 yards in three plays, capped by his own 9-yard touchdown run with 1:16 remaining, to provide the final margin of 45-34.
- \***Nov. 4, 1996 at Oakland** — Directs 6-play, 73-yard drive over a 47-second span, culminating with a 49-yard touchdown pass to Rod Smith with 4:14 remaining to erase a 21-16 Raiders lead and lift Denver to a 22-21 win.
- \***Nov. 24, 1996 at Minnesota** — Directs 11-play, 84-yard drive in 5:02, capped by a five-yard touchdown pass to Ed McCaffrey with 19 seconds remaining that was tipped three times by Vikings defenders, to give Denver a 21-17 win.
- \***Dec. 26, 1997 at Buffalo** — Directs 9-play, 43-yards drive in 4:47 during overtime to set up a 33-yard Jason Elam field goal with 1:56 remaining on the clock, giving Denver a 23-20 win.
- \***Nov. 2, 1997 vs. Seattle** — Directs 8-play, 69-yard drive in 4:34 to set up a 22-yard Jason Elam field goal with 7:28 remaining, breaking a 27-27 tie and giving Denver a 30-27 win.
- \***Jan. 4, 1998 at Kansas City (AFC Divisional Playoff)** — Directs 6-play, 49-yard drive in 2:38, capped by a 1-yard Terrell Davis touchdown run with 12:32 remaining to give Denver a 14-10 AFC Divisional Playoff victory. Key to the drive was Elway's 43-yard strike to Ed McCaffrey that set up the Broncos at the Chiefs' 1-yard line.
- \***Jan. 25, 1998 vs. Green Bay (Super Bowl XXXII)** — Directs 5-play, 49-yard drive in 1:42, culminating in a 1-yard Terrell Davis touchdown run with 1:45 remaining to break a 24-24 tie and give Denver a 31-24 win to claim its first World Championship. Key to the drive was a screen pass to fullback Howard Griffith that covered 23 yards and put Denver at the Green Bay 8-yard line.
- \***Nov. 1, 1998 at Cincinnati** — Directs 5-play, 53-yard drive in 1:56, culminating in a 5-yard Terrell Davis touchdown run with 58 seconds remaining to break a 26-26 tie and give Denver a 33-26 win. Key to the drive was a 38-yard kickoff return by Vaughn Hebronn to stake the Broncos with good field position.
- \***Dec. 6, 1998 vs. Kansas City** — Directs 5-play, 50-yard drive in 2:39, capped by a 24-yard touchdown pass to Shannon Sharpe with 3:34 remaining to give Denver a 35-31 lead that would hold up for the win — Denver's 13th in a row to begin the season (tied for second-best all-time) and 18th in a row overall, dating back to the 1997 season (tied for the longest streak in NFL history, regular and postseason combined).

## ALL-TIME PRO FOOTBALL PASSING LEADERS

PASSING YARDS			TOUCHDOWN PASSES		
No.	PLAYER	TEAM	No.	PLAYER	TEAM
1.	Dan Marino	Miami	1.	Dan Marino	.....420
2.	John Elway	Denver	2.	Brett Favre*	.....346
3.	Warren Moon	Hou./Minn./Sea./K.C.	3.	Fran Tarkenton	.....342
4.	Fran Tarkenton	Minnesota/N.Y. Giants	4.	John Elway	.....300
5.	Brett Favre*	Atlanta/Green Bay	5.	Warren Moon	.....291
6.	Dan Fouts	San Diego	6.	Johnny Unitas	.....290
7.	Vinny Testaverde*	Tampa/Cleve./Balt./N.Y. Jets	7.	Joe Montana	.....273
8.	Joe Montana	S.F./K.C.	8.	Dave Krieg	.....261
9.	Johnny Unitas	Baltimore/S.D.	9.	Sonny Jurgensen	.....255
10.	Dave Krieg	Sea./K.C./Ariz./Chic./Ten.	10.	Dan Fouts	.....254
PASS ATTEMPTS			PASS COMPLETIONS		
No.	PLAYER	ATT.	No.	PLAYER	COMP.
1.	Dan Marino	.....8,358	1.	Dan Marino	.....4,967
2.	John Elway	.....7,250	2.	John Elway	.....4,123
3.	Warren Moon	.....6,823	3.	Warren Moon	.....3,988
4.	Fran Tarkenton	.....6,467	4.	Brett Favre*	.....3,960
5.	Brett Favre*	.....6,464	5.	Fran Tarkenton	.....3,686

\* active player

## ALL-TIME PRO FOOTBALL TOTAL OFFENSE LEADERS

Player	Yards	(Passing / Rushing)
1. Dan Marino	61,448	(61,361 passing / 87 rushing)
2. John Elway	54,882	(51,475 passing / 3,407 rushing)
3. Warren Moon	51,061	(49,325 passing / 1,736 rushing)
4. Fran Tarkenton	50,677	(47,003 passing / 3,674 rushing)
5. Brett Favre*	47,293	(45,646 passing / 1,647 rushing)

\* active player

## ELWAY RANKS AMONG ALL-TIME TOUCHDOWN LEADERS

With his five-yard touchdown pass to Rod Smith in the second quarter at San Diego, Nov. 30, 1997, QB John Elway moved past Johnny Unitas into third place all-time in total touchdowns. He retired trailing only Dan Marino and Fran Tarkenton among players with 300 or more career total touchdowns, but has since been passed by Brett Favre:

PLAYER	TOTAL TOUCHDOWNS	PASSING TOUCHDOWNS	RUSHING TOUCHDOWNS	RECEIVING TOUCHDOWNS
1. Dan Marino	428	420	8	0
2. Fran Tarkenton	374	342	32	0
3. Brett Favre*	358	346	12	0
4. John Elway	334	300	33	1
5. Warren Moon	312	290	22	0

\* active player

## NFL LEADERS, MOST 3,000-YARD PASSING SEASONS

NAME	3,000-YARD SEASONS	YEARS WITH 3,000 YARDS	NFL SEASONS	CAREER YDS.
Dan Marino, Miami	13	1984-92, 94-95, 97-98	17	61,361
John Elway, Denver	12	1985-91, 1993-97	16	51,475
Brett Favre, Green Bay*	12	1992-2003	13	45,646
Warren Moon, Hou./Minn./Sea./K.C.	9	1984, 86, 89-91, 93-95, '97	16	49,325
Joe Montana, S.F./K.C.	8	1981, 1983-85, '87, 1989-90, '94	14	40,551
Jim Kelly, Buffalo	8	1986, 88-89, 91-95	11	35,467
Drew Bledsoe, New England/Buffalo*	8	1994-2000, 2002	10	36,876

\* active player

## ELWAY PUT BRONCOS AMONG THE WINNERS

During the course of John Elway's 16-year career with the Broncos, the club boasted the best record in the AFC and the second-best record in the NFL with 161 victories. Elway started in 148 of those victories (91.9%), an NFL record for most wins by a starting quarterback.

### TOP FIVE RECORDS OF NFL TEAMS, 1983-98

(Regular Season Only)

TEAM	W	L	T	PCT.
1. San Francisco	192	62	1	.755
2. Denver	161	93	1	.633
3. Miami	154	101	0	.604
4. Washington	144	110	1	.567
5. Chicago	143	112	0	.561

## GREATNESS MEASURED IN VICTORY

John Elway became the NFL's winningest all-time starting quarterback late in the 1996 season (Dec. 15 vs. Raiders), passing Fran Tarkenton (125), and retired with 148 wins to his credit during his magnificent career. Miami's Dan Marino is second with 147. Included in that record is a remarkable 94-23 (.803) mark at home. Elway had at least a .500 record against 26 of the 30 other NFL teams he faced, including all but two in the AFC (Oakland and Miami):

### MOST VICTORIES BY STARTING QUARTERBACKS, ALL-TIME

(Regular Season Only)

No.	PLAYER	W-L-T	Pct.
1.	John Elway	148-82-1	.643
2.	Dan Marino	147-93-0	.613
3.	Fran Tarkenton	125-109-6	.533
4.	Brett Favre*	124-64-0	.660
5.	Johnny Unitas	119-63-4	.651

\* active player



### TOP FIVE ALL-TIME RUSHING QUARTERBACKS

No.	PLAYER	RUSH.	YARDS	AVG.	LG	TD
1.	Randall Cunningham	756	4,882	6.5	52t	33
2.	Steve Young	707	4,168	5.9	49t	43
3.	Fran Tarkenton	675	3,674	5.5	52t	32
4.	<b>John Elway</b>	<b>774 †</b>	<b>3,407</b>	<b>4.4</b>	<b>31</b>	<b>33</b>
5.	Tobin Rote	635	3,128	4.9	—	37

† pro football record

### MOST TIMES SACKED, ALL-TIME NFL QUARTERBACKS

ALL-TIME QUARTERBACKS (since 1963)				
PLAYER	SEASONS	TIMES SACKED	YDS. LOST	MILES LOST
John Elway	16	516	3,785	2.15
Dave Krieg	19	494	3,797	2.16
Fran Tarkenton	18	483	3,528	2.00
Phil Simms	14	477	3,596	2.04
Randall Cunningham	13	472	3,471	1.97
Warren Moon	16	458	3,415	1.94

### ELWAY VS. HALL OF FAME QUARTERBACKS

At the time of his retirement, after 16 seasons, John Elway had thrown and completed more passes, and thrown for more yards than all 18 quarterbacks then enshrined in the Hall of Fame at the equivalent point in each of their careers. He also ranked first in rushing attempts and total offense (combined rushing and passing yards), second in rushing yards, tied for second in rushing touchdowns, second in completion percentage and second in touchdown passes. Among those enshrined in Canton, only Fran Tarkenton had thrown more touchdown passes in his first 16 seasons than Elway, and only Otto Graham had more rushing touchdowns.

(Listed in descending order by passing yards)

PLAYER	PASSING					RUSHING				
	ATT.	COMP.	YDS.	PCT.	TD	INT	RTG.	ATT.	YDS.	AVG.
Elway, John	7,250	4,123	51,475	56.9	300	226	79.8	774	3,407	4.4
Fouts, Dan	5,604	3,297	43,040	58.8	254	242	80.2	224	476	2.1
Tarkenton, Fran	5,225	2,931	38,840	56.1	291	212	81.4	609	3,629	6.0
Unitas, Johnny	4,777	2,616	37,715	54.8	281	231	80.3	439	1,757	4.0
Tittle, Y.A.	3,817	2,118	28,339	55.2	212	221	73.5	291	999	3.6
Bradshaw, Terry	3,901	2,025	27,989	51.9	212	210	70.7	444	2,257	5.1
Namath, Joe	3,762	1,886	27,663	50.1	173	220	65.6	71	140	2.0
Jurgensen, Sonny	3,891	2,200	27,108	56.5	236	175	79.8	170	497	2.9
Layne, Bobby	3,700	1,814	26,768	49.0	196	243	63.2	611	2,451	4.0
Griese, Bob	3,429	1,926	25,092	56.2	192	172	77.1	261	994	3.8
Starr, Bart	3,104	1,448	24,425	46.6	152	135	72.1	244	1,297	5.3
Van Brocklin, Norm	2,895	1,553	23,611	53.6	173	178	75.1	102	40	0.4
Dawson, Len	2,960	1,664	23,483	56.2	212	149	85.1	257	1,143	4.4
Staubach, Roger	2,958	1,685	22,700	57.0	153	109	83.5	410	2,264	5.5
Baugh, Sammy	2,972	1,673	22,507	56.3	184	202	72.9	317	323	1.0
Blanda, George	2,641	1,287	17,996	48.7	149	166	63.5	125	345	2.8
Luckman, Sid	1,744	904	14,683	51.8	139	131	75.7	204	209	1.0
Graham, Otto	1,565	872	13,499	55.7	88	94	78.2	405	882	2.2
Waterfield, Bob	1,617	813	11,849	50.3	98	127	62.0	75	21	0.3

### GETTING BETTER WITH AGE

John Elway not only maintained his status among the league's elite quarterbacks in the latter years of his career, but even improved dramatically in several key statistical categories over his final six seasons. The following is a comparative glance at Elway's season averages for passing yards, touchdowns and interceptions over his first nine seasons as a full-time starter (excludes 1983) against his final six:

SEASONS	AVG. YARDS	AVG. TDS	AVG. INTS
1984-92	3,172.6	16.8	15.8
1993-98	3,543.2	23.7	11.5

### ALL-TIME NFL POSTSEASON PASSING LEADERS BY CATEGORY

PASSING YARDS			TOUCHDOWN PASSES	
No.	PLAYER	GAMES	YARDS	No. PLAYER.....TDS
1.	Joe Montana	23	5,772	1. Joe Montana.....45
2.	<b>John Elway</b>	<b>22</b>	<b>4,964</b>	2. Dan Marino.....32
3.	Brett Favre*	19	4,686	3. Brett Favre*.....30
4.	Dan Marino	17	4,510	4. Terry Bradshaw.....30
5.	Jim Kelly	17	3,863	5. <b>John Elway</b> ..... <b>27</b>

PASS ATTEMPTS		PASS COMPLETIONS	
No.	PLAYER.....ATTEMPTS	No.	PLAYER.....COMPLETIONS
1.	Joe Montana.....734	1.	Joe Montana.....460
2.	Dan Marino.....687	2.	Dan Marino.....385
3.	<b>John Elway</b> ..... <b>640</b>	3.	Brett Favre*.....379
4.	Brett Favre*.....630	4.	<b>John Elway</b> ..... <b>355</b>
5.	Jim Kelly.....545	5.	Jim Kelly.....322

### ALL-TIME NFL QUARTERBACKS WITH 3,000 POSTSEASON AND 40,000 REGULAR SEASON PASSING YARDS

PLAYER	TEAM (S)	POSTSEASON YARDS	REGULAR SEASON YARDS
Joe Montana	San Francisco/Kansas City	5,772	40,551
<b>John Elway</b>	<b>Denver</b>	<b>4,964</b>	<b>51,475</b>
Dan Marino	Miami	4,510	61,361
Brett Favre*	Atlanta/Green Bay	4,686	45,646

\* active player

### TOUCHDOWN PASSES IN CONSECUTIVE POSTSEASON GAMES

John Elway threw at least one touchdown pass in 17 of the 22 postseason contests in which he played. After not throwing one in his first playoff game, he threw at least one in his next nine, which ranks fifth all-time for consecutive playoff games with at least one touchdown pass:

PLAYER	TEAM	SEASONS	CONSECUTIVE GAMES WITH TD PASS
1. Brett Favre*	Green Bay	1995-2003	15
2. Dan Marino	Miami	1983-95	13
3. Joe Montana	San Francisco	1988-90	10
Ken Stabler	Oakland	1973-77	10
5. <b>John Elway</b>	<b>Denver</b>	<b>1984-89</b>	<b>9</b>

\* active player

### ALL-TIME SUPER BOWL PASSING LEADERS

John Elway saved one of his best career performances for his final game, Super Bowl XXXIII vs. Atlanta at Pro Player Stadium in Miami, Fla. He threw for 336 yards in Denver's 34-19 win — now fourth-most in Super Bowl history — and was voted MVP. He also set a record for most career pass attempts in Super Bowl games, and for the second consecutive year became the oldest player to score in a Super Bowl.

#### MOST PASSING YARDS IN A SUPER BOWL GAME

PLAYER	TEAM	YDS.	OPP. (DATE)	RESULT
1. Kurt Warner	St. Louis	414	Ten. (1/30/00)	W 23-16
2. Joe Montana	San Fran.	357	Cin. (1/22/89)	W 20-16
3. Doug Williams	Washington	340	Den. (1/31/88)	W 42-10
4. <b>John Elway</b>	<b>Denver</b>	<b>336</b>	<b>Atl. (1/31/99)</b>	<b>W 34-19</b>

#### SUPER BOWL PASSING YARDS, CAREER

PLAYER	TEAM	YDS.	GMS.
1. Joe Montana	S.F.	1,142	4
2. <b>John Elway</b>	<b>Den.</b>	<b>1,128</b>	<b>5</b>
3. Terry Bradshaw	Pitt.	932	4

#### MOST CAREER SUPER BOWL PASS ATTEMPTS

PLAYER	TEAM	ATT.	GMS.
1. <b>John Elway</b>	<b>Denver</b>	<b>152</b>	<b>5</b>
2. Jim Kelly	Buffalo	145	4
3. Joe Montana	San Fran.	122	4

#### MOST CAREER SUPER BOWL COMPLETIONS

PLAYER	TEAM	COMP.	GMS.
1. Joe Montana	San Fran.	83	4
2. Jim Kelly	Buffalo	81	4
3. <b>John Elway</b>	<b>Denver</b>	<b>76</b>	<b>5</b>

#### MOST SUPER BOWL STARTS BY A QUARTERBACK

PLAYER	TEAM	STARTS	GAMES	RECORD
1. <b>John Elway</b>	<b>Denver</b>	<b>5</b>	<b>XXI, XXII, XXIV, XXXII, XXXIII</b>	<b>2-3</b>
2. Terry Bradshaw	Pittsburgh	4	IX, X, XIII, XIV	4-0
Joe Montana	San Francisco	4	XVI, XIX, XXIII, XXIV	4-0
Jim Kelly	Buffalo	4	XXV, XXVI, XXVII, XXVIII	0-4
5. Roger Staubach	Dallas	3	VI, XII, XIII	2-1



## THE BRONCOS' RECORD WHEN ELWAY...

(Regular Season, Games Started Only)

Threw 0 Touchdowns:.....	33-31-1	Rushed for a Touchdown:.....	22-10
Threw 1 Touchdown:.....	45-30	Rushed for 50 or more Yards:.....	2-2
Threw 2 Touchdowns:.....	41-17	Was Not Intercepted:.....	74-22
Threw 3 Touchdowns:.....	20-3	Was Intercepted:.....	74-59-1
Threw 4 Touchdowns:.....	9-0	Played on Grass:.....	121-50-1
Threw 5 Touchdowns:.....	1-0	Played on Turf:.....	27-31
Threw at least 1 TD:.....	115-50	Played in Domes:.....	13-13
Was Not Sacked:.....	31-8	Played on Monday Night:.....	13-10
Was Sacked:.....	117-72-1	Played on Sunday Night:.....	10-8
Threw for 300 Yards:.....	24-12	Played in Prime Time:.....	24-18
Threw for under 200 Yards:.....	51-42	Played on Non-Sundays:.....	21-12

## A MODEL OF CONSISTENCY

John Elway threw at least one touchdown pass in 166 of his 234 regular season games (70.9%) and in 17 of his 22 playoff games (77.3%). In all, he threw a TD pass in 183 of 256 career regular and postseason games (71.5%). Elway threw at least one TD pass in 60 of his final 73 regular season games (82.2%):

### ELWAY'S GAMES WITH AT LEAST ONE TOUCHDOWN PASS, YEAR-BY-YEAR

YEAR	REGULAR SEASON	POSTSEASON	OVERALL
1983	4 of 11	0 of 1	4 of 12
1984	9 of 15	1 of 1	10 of 16
1985	11 of 16	0 of 0	11 of 16
1986	12 of 16	3 of 3	15 of 19
1987	10 of 12	3 of 3	13 of 15
1988	11 of 15	0 of 0	11 of 15
1989	11 of 15	2 of 3	13 of 18
1990	9 of 16	0 of 0	9 of 16
1991	10 of 16	1 of 2	11 of 18
1992	7 of 12	0 of 0	7 of 12
1993	13 of 16	1 of 1	14 of 17
1994	10 of 14	0 of 0	10 of 14
1995	14 of 16	0 of 0	14 of 16
1996	13 of 15	1 of 1	14 of 16
1997	12 of 16	2 of 4	14 of 20
1998	10 of 12	2 of 3	12 of 15
<b>TOTAL</b>	<b>166 of 234</b>	<b>17 of 22</b>	<b>183 of 256</b>

In Elway's career the Broncos posted a 34-31-1 mark in the 68 regular season games in which he did not throw a touchdown pass, while posting a 2-3 postseason record in such contests. Elway also had 90 multiple-touchdown regular season games, in which Denver posted a 71-19 record (78.9%). Elway also produced seven postseason multiple-touchdown games, in which the Broncos posted a 4-3 record.

## JOHN ELWAY BY STADIUM

In his 16-year career, John Elway threw at least one touchdown pass in 24 different stadiums, including 180 at Mile High Stadium—an NFL record for one player at a single stadium. There were eight NFL venues at the time of his retirement in which he had not thrown a touchdown pass, including Soldier Field, Pro Player Stadium (though he threw a postseason TD there) and the Superdome. In addition, he never played at six other sites: Ericsson Stadium, Raymond James Stadium, PSINet/M&T Bank Stadium (Balt.), the Trans World Dome and Jack Kent Cooke Stadium. Elway also threw 27 postseason TD passes in seven different stadiums: 18 at Mile High Stadium, three at the L.A. Coliseum, two at Three Rivers Stadium, one at Cleveland Municipal Stadium, one at Jack Murphy Stadium (now Qualcomm Stadium) (Super Bowl XXII), one at the Rose Bowl (Super Bowl XXI) and one at Pro Player Stadium (Super Bowl XXXIII).

### ELWAY'S TOUCHDOWN PASSES BY STADIUM

(Regular Season Only)

Mile High .....	180	Giants.....	3
Kingdome .....	16	Anaheim .....	3
Jack Murphy/Qualcomm .....	16	Foxboro .....	3
L.A. Coliseum .....	12	Atlanta-Fulton County.....	3
Arrowhead .....	10	Georgia Dome .....	3
Cleveland Municipal .....	8	RCA Dome.....	3
Rich .....	6	Sun Devil.....	2
Three Rivers .....	6	Texas .....	2
Oakland-Alameda County .....	6	Veterans.....	2
Metrodome .....	5	Candlestick/3COM .....	1
Astrodome .....	4	Lambeau .....	1
Cinergy Field .....	4	Silverdome.....	1

## ELWAY NAMED 1992 EDGE NFL MAN OF THE YEAR

John Elway was named the 1992 Edge NFL Man of the Year for his work with the Elway Foundation, a non-profit organization that has raised millions of dollars that have been directed toward the prevention and treatment of child abuse throughout Colorado.

Among the groups assisted by the Elway Foundation are Family Focus and the Kempe Children's Foundation. The Elway Foundation in 1991 alone raised over \$400,000.


Elway was also a member of the Mayor's Council on Physical Fitness and has served as chairman of the National Kidney Foundation for the Rocky Mountain region.

The NFL Man of the Year award is truly unique in that it is the only league-sponsored award that recognizes a player's off-the-field community service work as well as his playing excellence. Perhaps the most prestigious of all NFL awards, it has been in existence since 1970.

## JOHN ELWAY'S LONGEVITY

### MOST CAREER GAMES PLAYED BY A BRONCO

Pos.	PLAYER	YEARS	GAMES
QB	John Elway .....	1983-98 .....	234
LB	Tom Jackson .....	1973-86 .....	191
G	Paul Howard .....	1973-86 .....	187
S	Dennis Smith .....	1981-94 .....	184
DE	Barney Chavous .....	1973-85 .....	182



## AUSTIN "GOOSE" GONSOULIN

YEAR INDUCTED: 1984

YEARS WITH BRONCOS: 1960-66

23

SAFETY

**THEN:** Austin "Goose" Gonsoulin was one of the four original Ring of Fame inductees in 1984, recognized for his splendid play at safety for seven seasons. Gonsoulin was one of the original Broncos from the 1960 season. At the end of his Broncos career, he was the all-time American Football League leader in interceptions with 43, and still ranks second in club history. His 11 pickoffs in 1960 are still a Denver club record, and he shares the team and NFL record for interceptions in a game with four, a feat he accomplished Sept. 18, 1960, at Buffalo. Gonsoulin was an All-AFL choice in 1960, 1962 and 1963. His amazing durability and toughness enabled him to start 61 consecutive games at one point in his career. Gonsoulin was also the captain of his college team at Baylor.

**Now:** Gonsoulin has retired from running a Texas construction company, which he operated after his retirement from football.

### GONSOULIN'S DENVER BRONCOS CAREER RECORD

Int.	Yds.	Avg.	TD
43	542	12.6	2



## RANDY GRADISHAR

YEAR INDUCTED: 1989

YEARS WITH BRONCOS: 1974-83

53

LINEBACKER

**THEN:** Randy Gradishar was the only Ring of Fame inductee in 1989 in recognition of his outstanding 10-year career at linebacker with the Broncos. He was among the 15 finalists for the Pro Football Hall of Fame balloting in 2003. During his career, Gradishar was a seven-time Pro Bowler, the most by any Bronco at the end of his career, and he is also the all-time leader in tackles for Denver, finishing with 2,049. Gradishar never missed a game, playing in 145 in a row. He accounted for 33 turnovers in his career (20 INTs and 13 fumble recoveries) and was voted the Defensive Player of the Year in 1978 by AP, UPI, *Pro Football Weekly* and NEA (George Halas Award). His teammates also voted him team defensive MVP in 1978 and 1980. While at Ohio State, Gradishar was referred to by his head coach—the legendary Woody Hayes—as “the best linebacker I ever coached at Ohio State.” Randy was a three-year starter for the Buckeyes and was



named to every All-America team following his senior season as well as being an Academic All-America selection, graduating with a degree in distributive education. Gradishar was also the president of the Denver Broncos Youth Foundation from 1982-92. He was inducted in 1998 into the College Football Hall of Fame.

**Now:** Gradishar joined the Phil Long Dealerships as Leadership Manager in December 1997, a position in which he helps train, equip and support employees in the quest to achieve their goals and objectives. In that capacity, he encourages employees to exceed customer expectations and ensure customer satisfaction. Gradishar is also instrumental in the Phil Long Community Fund, which operates in conjunction with the Denver Broncos Charities Fund to make an investment back into the communities with which it does business, as well as the Phil Long University, furnishing employees with career opportunities through quality education and state-of-the-art training. Gradishar and his wife, Beth, make their home in Denver. He has three children: Paige, Meredith and Mark.

**GRADISHAR'S DENVER BRONCOS CAREER RECORD**

Games	Starts	Int.	Yds.	Avg.	TD
145	134	20	335	16.8	3



**RICH JACKSON**

**YEAR INDUCTED:** 1984

**YEARS WITH BRONCOS:** 1967-72

**DEFENSIVE END**

87

**THEN:** Rich Jackson is one of the four original Ring of Famers who were inducted in 1984. He was considered by many as the best defensive end in professional football during his prime. Known as "Tombstone," Jackson was the first Bronco to be named to the All-NFL first team in 1970. He entered the AFL in 1966 with Oakland, playing in five games, before spending the next six seasons with Denver. Jackson posted his career high in quarterback sacks in 1969 with 11 and had 10 sacks in both 1968 and '69, in addition to starting in the 1970 Pro Bowl. He made the Pro Bowl again in 1971 despite playing in only seven games due to a knee injury that eventually forced him out of football. Jackson played the first four games of 1972 season with the Broncos before being traded to Cleveland for a 1973 third-round draft choice (Paul Howard). He played in each of the final 10 games for the Browns in his last NFL season. Jackson's 43 sacks as a Bronco were the most by any player in club history at the time of his retirement, and he still ranks ninth on the club's all-time list. He was a standout end at Southern University on both sides of the ball and was also the NAIA shot-put champion.

**Now:** Jackson is a school administrator in New Orleans, La., where he and his wife, Katherine, reside.

**JACKSON'S DENVER BRONCOS CAREER RECORD**

Games	Sacks
67	43



**TOM JACKSON**

**YEAR INDUCTED:** 1992

**YEARS WITH BRONCOS:** 1973-86

**LINEBACKER**

57

**THEN:** Tom Jackson was the only player inducted into the Ring of Fame in 1992. "TJ" was always one of the most popular players among his teammates, who voted him most inspirational player six consecutive seasons (1981-86). He finished his career having played the most games in Broncos history at 191 and still ranks second on that list behind John Elway. He is also tied for third in games started at 177. Jackson is one of only three Broncos to wear the Denver uniform for 14 seasons, joining Dennis Smith (14) and John Elway (16). He made three consecutive Pro Bowl appearances from 1977-79 and was named first team All-Pro twice (1977-78). He was also named by his teammates as Denver's defensive MVP in 1974, '76 and '77. Upon his retirement in 1986, Jackson was tied for first with fellow Ring of Famer Randy Gradishar for the most interceptions in Broncos history by a linebacker with 20 and was fifth on the all-time sack list with 44. Jackson was also a standout performer at Louisville, where he was the Missouri Valley Conference Player of the Year twice—as a sophomore in 1970 and as a senior in 1972.

**Now:** Jackson is one of the most recognizable and respected NFL analysts on television. He co-hosts ESPN's award-winning "Sunday NFL Countdown" and "NFL PrimeTime" shows every Sunday during the NFL season as well as the network's "Monday Night Countdown" show. During the season he periodically makes trips to Denver to conduct interviews for Broncos features on the shows. Tom, his wife Jennifer and their daughters, Taylor and Morgan, reside in Cincinnati, Ohio.

**JACKSON'S DENVER BRONCOS CAREER RECORD**

Games	Starts	Int.	Yds.	Avg.	TD
191	177	20	340	17.0	3



**CHARLEY JOHNSON**

**YEAR INDUCTED:** 1986

**YEARS WITH BRONCOS:** 1972-75

**QUARTERBACK**

12

**THEN:** Charley Johnson was one of three inductees into the Ring of Fame in 1986 along with fellow quarterback Frank Tripucka and defensive end Paul Smith. Johnson, who came to Denver in a trade from Houston, quarterbacked the Broncos to their first winning season (7-5-2 in 1973), a landmark moment in the first 14 years of franchise history. Johnson set a new Broncos record for passing accuracy (since broken) in 1974 by completing 55.6 percent of his passes. He made the All-AFC team picked by UPI and *Pro Football Weekly* after the 1973 season. Johnson once threw for 445 yards in a game and also threw a touchdown pass in 10 consecutive games, a Broncos record at the time. Johnson was a star quarterback at New Mexico State, where he led his team to two Sun Bowl titles.

**Now:** Dr. Charley Johnson is professor and academic department head of the chemical engineering department at New Mexico State University in Las Cruces, N.M.

**JOHNSON'S PROFESSIONAL RECORD**

Att.	Comp.	Yards	Pct.	TD	INT	LG
3,392	1,737	24,410	51.2	170	181	90t



**FLOYD LITTLE**

**YEAR INDUCTED:** 1984

**YEARS WITH BRONCOS:** 1967-75

**RUNNING BACK**

44

**THEN:** Floyd Little is one of the four original Ring of Fame inductees from 1984. He was the first No. 1 draft pick ever signed by the Broncos and was widely regarded as "The Franchise" for much of his nine-year career. Little was the first serious threat for the Broncos at running back. A Pro Bowl participant in 1971, he twice played in the AFL All-Star game (1968 and 1969). Little finished his Broncos career ranked No. 1 on the franchise's all-time list for rushing attempts (1,641), rushing yards (6,323), rushing touchdowns (43) and total touchdowns (54) and now ranks second in each behind Terrell Davis. He was surpassed in yards and both touchdown categories during the 1998 season and in attempts in 2001. Little still ranks seventh on the Broncos' all-time scoring list with 324 points. He tallied 12,103 all-purpose yards during his career, including a team-record 2,523 on kickoff returns. Little also holds the Broncos' record for the longest non-scoring kickoff return of 89 yards (vs. Oakland, 11/10/68). When he retired, Little ranked among the Top-10 rushers in NFL history. He was a three-time All-American at Syracuse, following in the footsteps of Jim Brown and the late Ernie Davis as superstar tailbacks for the Orangemen. Little shattered most of the records set by his predecessors, rushing for 2,704 yards, returning punts for 845, kickoffs for 797, and passed for 19—for a grand total of 4,947 yards. He also scored in 22 of 30 regular season games, including five times in one game.

**Now:** Little has owned a Ford dealership for many years in Seattle, where he makes his home.

**LITTLE'S DENVER BRONCOS CAREER RECORD**

RUSHING				RECEIVING				KICK RETURNS			
Rushes	Yards	Avg.	TD	No.	Yds.	Avg.	TD	No.	Yds.	Avg.	TD
1,641	6,323	3.9	43	215	2,677	12.5	9	104	2,523	24.3	0





## KARL MECKLENBURG

YEAR INDUCTED: 2001

YEARS WITH BRONCOS: 1983-94

# 77

LINEBACKER

**THEN:** Karl Mecklenburg joined the Ring of Fame in 2001 after establishing himself as one of the most outstanding defensive players in franchise history during his 12-year career (1983-94). Mecklenburg overcame long odds to achieve greatness after being drafted by the Broncos in the 12th round out of Minnesota in 1983—the 310th player chosen. He became a starter by his third season, 1985, and went on to start 141 of the 180 games he played, which places him seventh on the club's all-time list for games played. Mecklenburg was voted to play in six Pro Bowls (following the 1985, '86, '87, '89, '91 and '93 seasons); was named All-AFC and All-NFL four times (1985-87 and '89); was named AFC Player of the Year by *Football News* in 1986 and played in three Super Bowls as a Bronco: XXI, XXII and XXIV. He finished his career with 1,145 tackles (787 solo) and ranks second in club annals with 79.5 sacks, trailing only Simon Fletcher (97.5). Mecklenburg's career high of 13 sacks came in 1985 and ties for the fifth most sacks recorded by a Broncos player in a single season. He recorded 11 multi-sack games and is the only player in franchise history to record four sacks in a game twice in his career. He shares the franchise single-game record with four other players. Mecklenburg began his collegiate career at Augustana (S.D.) College before transferring to Minnesota, where he earned second-team All-Big Ten honors as a senior in 1982.

**Now:** Mecklenburg has been very active locally since his retirement in 1994. He coaches high school football on the staff at Kent Denver School, is a motivational speaker and does promotional work for several local businesses. Karl and his wife, Kathi, have a son, Luke, and a daughter, Kelsey.

### MECKLENBURG'S DENVER BRONCOS CAREER RECORD

Games	Starts	Solo	Assist	Total	Sacks	Int.	Yds.	Avg.	TD
180	141	787	358	1,145	79.5	5	128	25.6	0



## CRAIG MORTON

YEAR INDUCTED: 1988

YEARS WITH BRONCOS: 1977-82

# 7

QUARTERBACK

**THEN:** Craig Morton was one of three inductees in 1988 along with fellow teammates Haven Moses and Jim Turner. Morton, who came to the Broncos through a trade with the New York Giants in 1977, was Denver's starting quarterback for most of the period from 1977-82 and led the team to its first Super Bowl berth in 1977 as he engineered the Broncos to a 12-2 regular season record and home playoff wins over Pittsburgh and arch-rival Oakland. Morton, who also starred with the Dallas Cowboys in the early 1970s, earned a variety of awards for his on-field performance in 1977, including AFC Most Valuable Player honors. During his career with Denver, he led the team to two divisional titles (1977-78). He ranks second in franchise history in passing yards (11,895) and touchdown passes (74), third in pass attempts (1,594), completions (907) and total offense (12,155), and fifth in total plays from scrimmage (1,693). His average gain per play figure of 7.30 is tied for first with fellow Ring of Fame quarterback Charley Johnson. Morton also once completed 16 consecutive passes in a game and once had a streak of nine consecutive games with a touchdown pass. He was a consensus All-American at the University of California, where he also starred in baseball.

**Now:** Morton has gone into business in San Francisco, where he now resides.

### MORTON'S PROFESSIONAL RECORD

Att.	Comp.	Yards	Pct.	TD	INT
3,786	2,053	27,908	54.2	183	183



## HAVEN MOSES

YEAR INDUCTED: 1988

YEARS WITH BRONCOS: 1972-81

# 25

WIDE RECEIVER

**THEN:** Haven Moses was inducted into the Ring of Fame in 1988 as part of a three-member class that also included quarterback Craig Morton and kicker Jim Turner. Moses played 10 seasons for the Broncos as one of the team's primary wide receivers, and ranks eighth among all Broncos in career receptions (302) and receiving yards (5,450). He is also tied for fourth with fellow Ring of Famer Lionel Taylor in all-time receiving touchdowns with 44. His yards-per-catch average was 18.0, and he averaged more than 19 yards a catch in three consecutive seasons from 1976-78. In the AFC Championship Game on New Year's Day, 1978, Moses caught five passes for 168 yards and two touchdowns. He was a two-year letterman and an All-American as a wide receiver and defensive back at San Diego State University.

**Now:** Moses is Director of Development for the Denver Police Activities League. He previously worked for the Archdiocese of Denver and is very active in the community with involvement in various community projects.

### MOSES' PROFESSIONAL RECORD

Games	Rec.	Yards	Avg.	TD
201	448	8,121	18.1	56



## GERALD PHIPPS

YEAR INDUCTED: 1985

YEARS WITH BRONCOS: 1961-81

OWNER

**THEN:** Gerald H. Phipps became the first and only non-player to be inducted into Denver Broncos' Ring of Fame in 1985. Under the guidance of Phipps and his brother Allan, the Broncos rose from their less than auspicious beginnings to the top of the American Football Conference. In 1977, the Broncos laid claim to their first ever AFC Championship, won the Western Division title in 1977 and 1978, and made three consecutive playoff appearances (1977-79). Under Phipps, the Broncos ultimately rose to a position as one of the NFL's most stable franchises. With the success of the Broncos, the doors were opened for other major league teams from other sports to grab a piece of the Denver sports pie. Following the takeover by the Phipps brothers, Denver Broncos season ticket sales improved from 8,002 in 1964 to 22,905 in 1965. Before purchasing the Broncos on Feb. 15, 1965, Phipps was the president of the Gerald H. Phipps Inc. Construction Company, which he continued to operate. Phipps was born March 4, 1915 in Denver.

Mr. Phipps passed away Aug. 6, 1993.



## DENNIS SMITH

YEAR INDUCTED: 2001

YEARS WITH BRONCOS: 1981-94

# 49

SAFETY

**THEN:** Dennis Smith was inducted into the Ring of Fame in 2001, reflective of his stellar 14-year career with the Broncos during which he established himself as one of the most feared safeties in the NFL. A ferocious hitter, Smith was voted to play in six Pro Bowls (following the 1985-86, 1989-91 and '93 seasons), was named All-NFL four times (1985-86, '89 and '93), was named All-AFC four times (1984-86, '98) and played on three Broncos Super Bowl teams (XXI, XXII, XXIV). He was also named the club's Most Inspirational Player in 1992. Smith ranks fourth all-time in games played



by a Bronco (184), fifth in games started (170) and sixth in both career interceptions (30) and interception return yards (431). He is one of just three players in the history of the Broncos' franchise to play at least 14 seasons with the club, behind John Elway (16) and tied with Tom Jackson. Smith's career totals include 1,171 tackles (794) and 14 sacks. He posted a career-high five sacks in 1983, a career-high five interceptions in '91 and a career-high 120 tackles in '92. Smith was a consensus All-America choice as a senior at USC in 1980, where he lettered four times in football and three times in track. He posted 205 career tackles and 16 interceptions, and played in two Rose Bowls as a Trojan.

**Now:** Smith and his wife, Andre, have two children, Tiffany Diamond (19) and Armani Joseph (16), and reside in Hollywood Hills, Calif. Dennis and Andre own and manage a number of properties in Southern California, and also give their time and financial support to the Make-A-Wish Foundation and Covenant House, a home for kids in need.

#### SMITH'S PROFESSIONAL RECORD

Games	Starts	Solo	Assist	Total	Sacks	Int.	Yds.	Avg.	TD
184	174	794	377	1,171	14.0	30	431	14.4	0



### PAUL SMITH

**YEAR INDUCTED:** 1986

**YEARS WITH BRONCOS:** 1968-78

70

DEFENSIVE TACKLE

**THEN:** Paul Smith was inducted into the Ring of Fame in 1986 along with quarterbacks Frank Tripucka and Charley Johnson. Smith posted 55 sacks for his career, sixth-most on the Broncos' all-time list. He also posted 11 sacks in both the 1972 and 1973 seasons, propelling him to back-to-back Pro Bowl appearances. Smith was one of the team's defensive leaders during the years when Denver was building the foundation for defensive excellence with the famed "Orange Crush." His head coach, John Ralston, once said that Smith was "the finest defensive tackle in pro football." Smith's 11-year career was the longest in Broncos annals until he was surpassed by fellow Ring of Famer Billy Thompson. He was the first 10-year man in Broncos history. Smith played collegiately at New Mexico.

Smith passed away March 14, 2000.

#### SMITH'S DENVER BRONCOS CAREER RECORD

Games	Sacks
134	55



### LIONEL TAYLOR

**YEAR INDUCTED:** 1984

**YEARS WITH BRONCOS:** 1960-66

87

END

**THEN:** Lionel Taylor, one of the original Broncos, was also one of the original Ring of Famers, after being inducted with the inaugural class in 1984. He ranks No. 3 in franchise history in receiving with 543 receptions and 6,872 yards, having held the franchise record in both categories until 1999 when he was eclipsed by Shannon Sharpe. Taylor is tied for fourth in touchdown receptions for a career with 44. He caught 92 passes during the 1960 season and followed that campaign with a team-record 100 receptions in 1961 (which stood until 2000), leading the AFL in receiving for five of the league's first six years of existence. Taylor was regarded by many as the possessor of the best hands in pro football. He never caught fewer than 76 passes in a season over those first six years, averaging 84.7 catches from 1960-65, at that time the highest six-year total in football history. Taylor was an All-AFL selection in 1960, '61 and '65 and played in the league all-star game in 1962. He performed collegiately at New Mexico Highlands.

**Now:** Taylor makes his home in Albuquerque, N.M. He has recently done work for IMG Football, preparing players for the NFL's annual scouting combine at IMGs International Performance Institute in Bradenton, Fla. Taylor was an assistant coach on the staff of the championship teams of the Pittsburgh Steelers in the 1970s and was head coach of the England Monarchs of the World League.

#### TAYLOR'S DENVER BRONCOS CAREER RECORD

Rec.	Yards	Avg.	TD
543	6,872	12.8	44



### BILLY THOMPSON

**YEAR INDUCTED:** 1987

**YEARS WITH BRONCOS:** 1969-81

36

SAFETY

**THEN:** Billy Thompson, regarded by many as the best defensive back in Denver Broncos annals, was the only Ring of Fame inductee in 1987. He was the first player in team history to play 13 seasons with Denver, and he was the team captain for many years. Thompson, despite being retired for 20 seasons, still ranks second on the Broncos' all-time list for games started with 178, first in consecutive starts with 156 and eighth in games played with 179. He finished his career with 61 turnovers, (most in team history), 40 of which came via interceptions (third in team history). He holds two NFL records, one of which has stood for more than three decades. As a rookie in 1969, Thompson became the only player in NFL history to lead the league in both kickoffs and punt returns in the same season. He is also one of only two players in NFL history to return four opponent fumbles for touchdowns. Thompson was a three-time Pro Bowl selection (1977, '78 and '81) and earned All-NFL honors twice (1977 and '78) and All-AFC honors four times (1977-79, '81). Billy also enjoyed a brilliant career at Maryland State (now Maryland-Eastern Shore), earning All-CIAA honors three times as a defensive back and being named team MVP as a senior. He also twice earned NAIA All-America honors. Thompson also made All-CIAA three times in baseball as a centerfielder.

**Now:** Thompson was a college scout for the Broncos for two years before moving into the position of Director of Player Relations and Alumni Coordinator. He is now the club's Director of Alumni Relations and in that role coordinates the activities of the Broncos' former players, who remain a vital part of the organization. He works with the Denver Broncos Alumni Council and former Broncos players to integrate their involvement in the club's community outreach programs, which focus on youth, health and hunger initiatives. Thompson is a member of the Board of Directors of The Metropolitan State College of Denver and also volunteers time with the Urban League, Hispanic Chamber of Commerce and several other non-profit organizations. Thompson, his wife Barbara, and their son, Richie, make their home in Aurora, Colo.

#### THOMPSON'S DENVER BRONCOS CAREER RECORD

Games	Starts	Int.	Yards	Avg.	Def. TDs
179	178	40	784	19.6	5



### FRANK TRIPUCKA

**YEAR INDUCTED:** 1986

**YEARS WITH BRONCOS:** 1960-63

18

QUARTERBACK

**THEN:** Frank Tripucka—who joined the Ring of Fame in 1986—is one of the original Broncos, playing for the team from 1960-63. Tripucka led the Broncos to their first ever .500 season in 1962 (7-7). He represented half of the Tripucka-to-Lionel Taylor passing combination as the duo (both Ring of Famers) went on to set various marks together. Tripucka's best statistical season came in 1960 when he completed 248 of 478 passes (51.9%) for 3,038 yards and 24 touchdowns. His 447 yards passing against Buffalo (9/15/62) stood as the team record until 2000, and he shares the team record for most touchdown passes in a game with five (10/28/62 vs. Buffalo). Tripucka also played in the AFL All-Star Game in 1962.

**Now:** Tripucka is a retired beer distributor. He currently resides in New Jersey.

#### TRIPUCKA'S DENVER BRONCOS CAREER RECORD

Att.	Comp.	Pct.	Yds.	TD	INT
1,277	622	51.8	7,676	51	85





## JIM TURNER

YEAR INDUCTED: 1988

YEARS WITH BRONCOS: 1971-79

# 15

KICKER

**THEN:** Jim Turner, a 1988 inductee into the Ring of Fame, ranks as one of the most prolific kickers of all time in professional football. At the time of his retirement, Turner ranked second in NFL career scoring with 1,439 points as well as second in field goals with 304. Turner kicked 521 extra points and was the fourth player to ever reach the 500 mark. He never missed a game as a pro and finished with a streak of 228 consecutive appearances, including 130 as a Bronco, for whom he scored 742 points, easily establishing himself as Denver's all-time scoring leader until Jason Elam eclipsed his mark in 1999. He once had a string of 221 consecutive extra points, which was then the second-longest streak in NFL history. Before joining the Broncos in 1971, Turner was an outstanding kicker for the New York Jets, helping lead the club to a victory in Super Bowl III. He was a three-time letterman as a quarterback at Utah State in the early 1960s.

**Now:** Turner resides in the Denver area and is active in the community. He is an academic tutor at Jefferson Senior High School and is involved with the NFL's Play it Smart program.

### TURNER'S PROFESSIONAL RECORD

Games	Conversions		No.-Att.	Field Goals		LG	Pts.
	No.-Att.	Pct.		Pct.			
228	521-546	954	304-489	622	53	1,439	



## LOUIS WRIGHT

YEAR INDUCTED: 1993

YEARS WITH BRONCOS: 1975-86

# 20

CORNERBACK

**THEN:** Louis Wright was the most recent inductee into the Broncos' Ring of Fame before John Elway (1999), entering the Ring in 1993. Wright enjoyed a stellar career at cornerback for Denver, playing in 166 games (163 starts, seventh on all-time Broncos list), reeling in 26 interceptions—one of which he returned for a touchdown—and 11 fumble recoveries. Wright was named to the Pro Bowl five times in his career (1977-79, '83 and '85). He was named All-NFL by *The Sporting News* and *Pro Football Weekly* and the NEA in 1977. He also received All-AFC honors from UPI in 1985. Wright was named Most Valuable Defensive Player by his teammates on two different occasions. He played collegiately at San Jose State, where he lettered twice as a defensive back. He also won two letters in track and once ran the 100 in 9.6 seconds.

**Now:** Wright was a very successful head football coach at Montbello High School in Denver and is now an assistant coach at Rangeview High School. He also teaches physical education at Martin Luther King Middle School. Wright resides in Aurora, Colo.

### WRIGHT'S PROFESSIONAL RECORD

Games	Starts	Int.	Yds.	Avg.	TD
166	163	26	360	13.8	1



## GARY ZIMMERMAN

YEAR INDUCTED: 2003

YEARS WITH BRONCOS: 1993-97

# 65

TACKLE

**THEN:** Gary Zimmerman, a 2003 inductee into the Ring of Fame, is the first offensive lineman in the history of the Broncos to be honored with inclusion in the Ring. A Bronco from 1993-97, he played 12 seasons in the NFL (1986-97), and in that time, became one of just a few players ever to be named to two National Football League All-Decade teams. Zimmerman earned first- or second-team All-Pro honors eight times and was selected to play in seven Pro Bowls. The 6-6, 294-pound tackle, who played for the Minnesota Vikings from 1986 to 1992 and for the Denver Broncos from 1993 to 1997, was selected to the 1980s and 1990s all-decade squads. Selected in the first round (3rd player overall) of the 1984 supplemental draft by the New York Giants, his signing rights were traded to the Vikings for two second-round picks in the 1986 draft. He spent two seasons with the L.A. Express of the USFL before reporting to the Vikings, where he began a streak of 169 consecutive starts that lasted until 1996 when surgery sidelined him. Zimmerman anchored an offensive line that helped the Vikings lead the NFC in rushing in 1991. He was acquired by the Broncos in a trade before the start of the 1993 season, and with Zimmerman blocking, the Broncos recorded the most successful offensive output in franchise history. Denver led the AFC in total combined yards in 1995, and led the NFL in the same category in 1996 and 1997. Additionally, Zimmerman helped the Broncos lead the NFL in rushing in 1996. Equally adept at pass blocking, he protected the quarterbacks in Minnesota and Denver enough to enable them to lead their respective conferences in passing in 1986, 1988, 1993 and 1996.

**Now:** Zimmerman and his family make their home in Bend, Ore.

### ZIMMERMAN'S PROFESSIONAL RECORD

Games	Starts
184	184

## BRONCOS TEAM AWARD WINNERS

For a period of Broncos history, team members were asked to vote on individual honors for their teammates. Listed below are the winners of those honors, and the years those awards were given.

### MVP — EARL HARTMAN AWARD

	OFFENSE	DEFENSE	SPECIAL TEAMS
1995	Terrell Davis	Steve Atwater	Glyn Milburn
1994	John Elway	Steve Atwater	Ray Jacobs
1993	John Elway	Simon Fletcher	Reggie Rivers
1992	John Elway	Simon Fletcher	Keith Traylor
1991	John Elway	Dennis Smith	Alton Montgomery
1990	Bobby Humphrey	Steve Atwater	Kevin Clark
1989	Bobby Humphrey	Dennis Smith	David Treadwell
1988	John Elway/ Sammy Winder	Simon Fletcher	Ken Bell
1987	John Elway	Karl Mecklenburg	Ken Bell
1986	John Elway	Mike Harden	Darren Comeaux
1985	John Elway	Rulon Jones	Daniel Hunter
1984	Steve Watson	Louis Wright	Ken Woodard
1983	Steve Watson	Randy Gradishar	Ken Woodard
1982	Billy Bryan	Louis Wright	Rob Lytle/ Rick Upchurch
1981	Steve Watson	Bob Swenson	Jim Ryan
1980	Billy Bryan	Randy Gradishar	Fred Steinfort
1979	Craig Morton	Bob Swenson	Larry Canada
1978	Riley Odoms	Randy Gradishar	Maurice Harvey
1977	Craig Morton	Tom Jackson	Rick Upchurch
1976	Riley Odoms	Tom Jackson	Rick Upchurch
1975	Bobby Maples	Lyle Alzado	Jim Turner
1974	Otis Armstrong	Tom Jackson	Ken Criter
1973	Charley Johnson	Paul Smith	

### BOB PECK MEMORIAL AWARD

#### (MOST INSPIRATIONAL)

1995	Michael Dean Perry
1994	Shannon Sharpe
1993	Dennis Smith
1992	Dennis Smith
1991	Kenny Walker
1990	Keith Kartz
1989	Marc Munford
1988	Keith Bishop/Billy Bryan
1987	Keith Bishop
1986	Tom Jackson
1985	Tom Jackson
1984	Tom Jackson
1983	Tom Jackson
1982	Tom Jackson
1981	Tom Jackson

### BOB MARTIN AWARD (FOR COOPERATION WITH THE MEDIA)

1995	Lionel Washington
1994	Shannon Sharpe
1993	Tyrone Braxton
1992	Reggie Rivers
1991	Greg Kragen
1990	Mark Jackson



## BRONCOS ALL-TIME DRAFT CHOICES

### 1960 (FIRST SELECTIONS)

Name	Pos.	School
Harry Ball	T	Boston College
Charley Britt	QB	Georgia
Dave Canary	E	Cincinnati
Paul Candro	HB	Boston University
Bill Carrico	G	North Texas State
Larry Cundiff	C	Michigan State
Bernard Darre	T	Tulane
Roger Davis	T	Syracuse
Lonnie Dennis	G	Brigham Young
John Dingsen	T-G	Detroit
Maurice Duke	G	Texas
Mike Dowdle	FB	Texas
Wayne Hawkins	T	Pacific
Gary Huber	C	Miami (Ohio)
Dave Hudson	E	Florida
Claude King	HB	Houston
Don Knochak	FB	North Carolina
Roger LeClerc	C	Trinity (CT)
Dean Look	QB	Michigan State
Bill Mathis	HB	Clemson
Ken McNeece	T-G	San Jose State
James Monroe	QB	Arkansas
Ray Norton	HB	San Jose State
Robert Rosbaugh	HB	Miami (Fla.)
Mel Semenko	E	Colorado
Lebron Shields	T	Tennessee
Jack Spikes	FB	Texas Christian
Howard Turlay	E	Louisville
Jim Walden	QB	Wyoming
Willie West	HB	Oregon
John Willener	G	Oregon
Bob Yates	T	Syracuse
Ken Young	E	Valparaiso
Bob Zimpter	T-G	Bowling Green

### 1960 (SECOND SELECTIONS)

Name	Pos.	School
Mel Branch	T-G	Louisiana State
Ronnie Cain	E	Kentucky
Jack Campbell	E	Toledo
Tom Chapman	E	Detroit
LaVelle Coleman	HB	Western Michigan
Jim Colvin	T-G	Houston
Teddy Foret	T-G	Auburn
Bobby Green	HB	Florida
Jack Hanlon	HB	Penn State
G. Hershberger	T-G	Wichita State
Sam Homer	HB	Virgin Military
Bob Hudson	E	Lamar
Vic Jones	HB	Indiana
Billy Luplow	T-G	Arkansas
George Phelps	HB	Cornell College (Iowa)
Tom Roberts	T-G	Georgia Tech
Sam Stenger	C	Denver
Olin Treadway	QB	Iowa
John Wilkins	T-G	Southern California
Emmet Wilson	T-G	Georgia Tech

### 1961

Rd.	Name	Pos.	School
1	Bob Galters	HB	New Mexico State
2	Jerry Hill	HB	Wyoming
3	Chas Strange	C	Louisiana State
4a	Roland McDole	T	Nebraska
4b	Sonny Davis (from N.Y.)	E	Baylor
5	Charles Cowan	E	New Mex. Highlands
6	Dale Evans	HB	Kansas State
7	Pat Patchen	E	Florida
9	Phil Nugent	QB	Tulane
10	Chas. Sturgeon	HB	Kentucky
11	John Simko	E	Augustana (S.D.)

12	Jerry Miller	E	Howard Payne
13	Ron Greene	G	Washington State
14	Bill Cooper	FB	Muskingum
15	Willie Crafts	G	Texas A&I
16	Jim Larkin	T	Hillsdale
17	Chuck Weiss	FB	Colorado
18	Chick Graning	HB	Georgia Tech
19	John Hobbs	G	Maryland-E. Shores
20	Buck McLeod	T	Baylor
21	Jim Morgan	HB	Iowa State
22	Tom Hackler	E	Tennessee Tech
23	Tom Jewell	T	Idaho State
24	E. A. Simms	E	New Mexico State
25	Pete Samms	T	Central State (Okla.)
26	Sam Smith	HB	Florence State
27	Donald Olson	HB	Nebraska
28	Wayne Lee	G	Colorado State
29	Archie Cobb	T	Nebraska
30	Dave Mills	HB	N.E. Missouri State

### 1962

Rd.	Name	Pos.	School
1	Merlin Olsen	T	Utah State
2	Jerry Hillebrand	E	Colorado
3	Charles Holmes	FB	Maryland-E. Shores
4	John Furman	QB	Texas-El Paso
7	John McGeever	HB	Auburn
8	Elbert Harris	HB	S.E. Louisiana
9	Larry Jenson	C	Furman
10	Gale Weidner	QB	Colorado
11	Mike Kline	G	Oregon State
13	Bob Cegelski	C	Montana State
14	Sonny Gibbs	QB	Texas Christian
15	Bill Loudon	G	Benedictine
16	Gary Ballman	HB	Michigan State
17	Jerry Tarr	E	Oregon
18	Pete Schenk	E	Washington State
20	Mike Martin	E	Washington State
21	Jim Perkins	T	Colorado
22	Don Kasso	HB	Oregon State
23	Ken Tureaud	HB	Michigan
24	Neil Thomas	G	Hillsdale
25	Dave Edwards	E	Auburn
26	Jim Roberts	T	Mississippi
27	A.VonSonn	C	UCLA
28	Paul Holmes	T	Georgia
29	Lynn Hoyem	C	Long Beach State
30	Walter Mince	HB	Arizona
31	Bill Williamson	T	Bakersfield J.C.
32	Vester Flanagan	T	Cal. State-Humboldt
33	Duane Allen	E	Santa Ana J.C.
34	Steve Stonebraker	E	Detroit

### 1963

Rd.	Name	Pos.	School
1	Kermit Alexander	HB	UCLA
2a	Ray Poage (from New York)	FB	Texas
2b	Tom Nomina	T	Miami (Ohio)
3	Tommy Janik	HB	Texas A&I
4	Lou Slaby	LB	Pittsburgh
5	Ray Mansfield	C	Washington
6	Anton Peters	T	Florida
7a	Mickey Slaughter (from San Diego)	QB	Louisiana Tech
7b	Paul Flatley	E	Northwestern
8a	Hewitt Dixon (from Buffalo)	FB	Florida A&M
8b	John Griffin	HB	Memphis State
9	Marv Fleming	E	Utah
10a	Lonnie Sanders	HB	Michigan State
10b	Pat Richter	E	Wisconsin
11	Billy Joe	FB	Villanova

12	John Gamble	E	Pacific
13	James Maples	C	Baylor
15	W. Freeman	E	North Texas State
16	David Crossan	G	Maryland
17	Bob Paremore	HB	Florida A&M
18	Charles Mitchell	HB	Washington
19a	Frank Baker	FB	Toledo
19b	Bruce Starling (from Dallas)	HB	Florida
20	Dan Grimm	G	Colorado
21	Ross Nolan	E	N.E. Louisiana
22	Dave Mathiesen	QB	Washington State
23	Billy Mooty	HB	Arkansas
24	C.B. Simons	LB	Stanford
25	Forest Farmer	LB	Purdue
26	Monte Day	T	Fresno State
27	John Sellers	T	Bakersfield JC
28	Bill Reddell	HB	Occidental
29	Kern Carson	HB	San Diego State

### 1964

Rd.	Name	Pos.	School
1	Bob Brown	T	Nebraska
3a	Marv Woodson	DB	Indiana
3b	Matt Snorton	DE-E	Michigan State
6a	Don Shackleford (from Boston)	T	Pacific
6b	Al Denson	FL	Florida A&M
7	Ray Kubala	C-T	Texas A&M
7a	Jerry Richardson (from Houston)	LB	West Texas State
8	Wally Hilgenberg	G-LB	Iowa
9	John Mims	T	Rice
12	Paul Krause	DB	Iowa
13	Charley Parker	G	Southern Mississippi
14	Bob Hayes	HB	Florida A&M
15	Chuck Logan	E	Northwestern
16	Bob Cherry	E	Wittenburg
17	Jim McNaughton	E	Utah State
18	George Mira	QB	Miami (Fla.)
19	Odell Barry	FL	Findlay
21	Dick Herzog	T	Drake
22	Gary Lewis	HB	Arizona State
23	Ken Brusvan	T	Oregon State
24	Mickey Bitsko	LB	Dayton
25	Jim Jones	E	Wisconsin
26	Bob Berry	QB	Oregon

### 1965

Rd.	Name	Pos.	School
2	Dick Butkus	LB	Illinois
3	Glen Ressler	C	Penn State
4	George Donnelly	DB	Illinois
5a	Bob Breitenstein	T	Tulsa
5b	Max Leetow (from Oakland)	DT	Idaho
6	Tom Wilhelm	T	Syracuse
7	Jim Garcia	DE	Purdue
8	John Holman	G	Wisconsin
9	Gary Bussell	DB	Georgia Tech
10	Gene Jeter	LB	Arkansas-Pine Bluff
11	Tom Vaughan	HB	Iowa State
12	Tom Myers	QB	Northwestern
13	Mike Stofalino	LB	Villanova
14	John Frick	G	Ohio Univ.
15	Jeff Jordan	DB	Tulsa
16	Brian Schweda	T	Kansas
18	Larry Dupree	HB	Florida
19	Ron Oelschlager	HB	Kansas
20	Terry Metchner	G	Albion

### 1966

Rd.	Name	Pos.	School
1	Jerry Shay	T	Purdue
2	Freeman White	E	Nebraska
3	Bob Hadrick	E	Purdue

4	Randy Johnson	QB	Texas A&I
5	Billy Clay	DB	Mississippi
6	James Fulgham	T	Minnesota
7	Jerry Jone	G	Bowling Green
7a	Scotty Glacken (from Buffalo)	QB	Duke
8	Goldie Sellers	DB	Grambling
9	Ron Stranti	LB	Utah State
10	Larry Cox	T	Abilene Christian
11	James Burns	G	Northwestern
13	Eric Crabtree	DB	Pittsburgh
14	Fred Forsberg	DT	Washington
15	Mike Ringer	DB	Oklahoma
16	Frank Rogers	K	Colorado
17	Gary Eickman	DE	Illinois
18	Tom Talaga	T	Notre Dame
19	Tom Coughlin	DE	Miami (Fla.)
20	Cliff Hysell	T	Montana State

### 1967

Rd.	No.	Name	Pos.	School
1	6	Floyd Little	HB	Syracuse
2	32	Thomas Beer	TE	Houston
3a	58	Mike Current (from Miami)	T	Ohio State
3b	59	George Goeddeke	C	Notre Dame
4	85	Carl Cunningham	DE	Houston
5a	110	Fran Lynch (from Miami)	FB	Hofstra
5b	113	John Huard	LB	Maine
6	139	Neal Sweeney	E	Tulsa
7	165	Frank Richter	G	Georgia
8	191	Tom Cassese	E	C.W. Post
9	217	James Summers	DB	Michigan State
10	243	Paul Krause	QB	Dubuque
11	269	Lou Andrus	DE	Brigham Young
13	321	Dennis Furjanic	DE	Houston
14	347	Tom Francisco	HB	Virginia Tech
15	373	Donald Smith	G	Florida A&M
16	399	Jack Lentz	QB	Holy Cross
17	425	Wayne Valley	T	Oregon State

### 1968

Rd.	No.	Name	Pos.	School
2	31	Curley Culp	DE	Arizona State
3a	58	Garrett Ford	RB	West Virginia
3b	75	Robert Vaughan (from Kansas City)	T	Mississippi
4b	91	Gordon Lambert (from Miami)	LB	Tennessee-Martin
4c	102	Drake Garrett (from Kansas City)	DB	Michigan State
4d	111	Gus Holloman (from Cincinnati)	DB	Houston
8	196	Steve Holloway	DB	Weber State
9	222	Paul Smith	LB	New Mexico
10	252	Bob Langford	T	Middle Tenn. St.
12	304	Robert Hendrix	T	Mississippi
13	330	Charles Greer	DB	Colorado
14	357	Marlin Briscoe	RB	Nebraska-Omaha
15	386	Jeff Kuhman	LB	Vermont
16	412	Adin Brown	LB	William & Mary
17	438	Steve Grady	RB	So. California

### 1969

Rd.	No.	Name	Pos.	School
2	36	Grady Cavness	DB	Texas-El Paso
3	61	Bill Thompson	DB	Maryland-E. Shores
4a	84	Mike Schnitker (from Boston through Kansas City)	LB	Colorado
4b	88	Edward Hayes (from Buffalo)	DB	Morgan State
5	113	Frank Quayle	RB	Virginia
6a	131	Wandy Williams (from Buffalo)	RB	Hofstra
6b	140	Mike Coleman	RB	Tampa
7	165	Al Giffin	TE	Auburn



## ALL-TIME DRAFT CHOICES, CONT.

9	217	Henry Jones	RB	Grambling
10	244	Jim Smith	DB	Utah State
11	270	Alan Pastrana	QB	Maryland
12	296	Wes Plummer	DB	Arizona State
13	321	John Sias	SE	Georgia Tech
14	348	Gary Crane	LB	Arkansas State
15	373	Errol Kahoun	G	Miami (Ohio)
16	400	Billy Woods	DB	North Texas St.
17	425	Buster O'Brien	QB	Richmond

### 1970

Rd.	No.	Name	Pos.	School
1	11	Bob Anderson	RB	Colorado
2	37	Alden Roche	DE	Southern
3	63	John Kohler	T	South Dakota
4	89	Jerry Hendren	WR	Idaho
5	115	Bill McKoy	LB	Purdue
6	141	John Mosier	TE	Kansas
7	167	Randy Montgomery	CB	Weber State
8	208	Lewis Porter	RB	Southern

9	219	Dave Washington	LB	Alcorn State
10	247	Maurice Fullerton	DT	Tuskegee
11	271	Cleve Bryant	DB	Ohio Univ.
12	301	Greg Jones	RB	UW-Whitewater
13	323	Jim McKoy	CB	Parsons College
14	349	Jeff Slipp	LB	Brigham Young
15	375	Maher Barakat	K	S. Dakota Tech.
16	401	Bob Stewart	QB	Northern Arizona
17	427	Frank Kalfoss	K	Montana State

### 1971

Rd.	No.	Name	Pos.	School
1	12	Marv Montgomery	T	So. California
2	35	Dwight Harrison	WR	Texas A&I
4a	79	Lyle Alzado	DE	Yankton College
<i>(from Boston)</i>				
4b	87	Cleo Johnson	CB	Alcorn State
6	139	Harold Phillips	C	Michigan State
7	165	Doug Adams	CB	Ohio State
8	187	Tom Beard	LB	Michigan State

9	217	John Handy	LB	Purdue
10	243	Carlis Harris	WR	Idaho State
11	269	Roger Roitsch	DT	Rice
12	295	Floyd Franks	WR	Mississippi
13	321	Craig Blackford	QB	Evansville
14	350	Tommy Lyons	C	Georgia
15	373	Lawrence James	RB	Norfolk State
16	399	Steve Thompson	DT	Minnesota
17	425	Jack Simcsak	P-K	Virginia Tech

### 1972

Rd.	No.	Name	Pos.	School
1	5	Riley Odoms	TE	Houston
3	58	Bill Phillips	LB	Arkansas State
4	102	Tom Graham	LB	Oregon
<i>(from Minnesota)</i>				
5	118	Jim Krieg	WR	Washington
<i>(from Philadelphia)</i>				
8	186	Ronnie Estay	LB	Louisiana State
9	214	Floyd Priester	DB	Boston Univ.
10	239	Richard Wilkins	DE	Maryland-E. Shores
11	263	Larry Brunson	WR	Colorado
12	292	Randy McDougall	DB	Weber State
13	317	Bob Warner	RB	Bloomsburg
14	342	Jerome Kundich	G	Texas-El Paso
15	370	Skip Parmenter	DT	Massachusetts
16	395	Tom Bougas	RB	Boston College
17	420	Lou Harris	RB	So. California

### 1973

Rd.	No.	Name	Pos.	School
1	9	Otis Armstrong	RB	Purdue
2	36	Barney Chavous	DE	S. Carolina St.
3a	54	Paul Howard	G	Brigham Young
<i>(from New Orleans through Wash. &amp; Cleve.)</i>				
3b	70	John Wood	DT	Louisiana State
<i>(from San Francisco through Wash. &amp; S.D.)</i>				
4	88	Tom Jackson	LB	Louisville
5	113	Charles McTorry	DB	Tennessee State
7a	165	Mike Askea	T	Stanford
7b	166	John Grant	DE	So. California

9	217	Lyle Blackwood	DB	Texas Christian
10	244	Al Marshall	WR	Boise State
11	269	Elton Brown	DT	Utah State
12	296	Jim O'Malley	LB	Notre Dame
13a	319	Ed Smith	DE	Colorado College
<i>(from Buffalo)</i>				
13b	321	Ed White	RB	Tulsa
14	348	John Hufnagel	QB	Penn State
15	373	Calvin Jones	DB	Washington
16a	398	Oliver Ross	RB	Alabama A&M

16b	200	Ken Muhlbeier	C	Idaho
17	425	Kenneth Morgan	TE	Elon College

### 1974

Rd.	No.	Name	Pos.	School
1	14	Randy Gradishar	LB	Ohio State
2	42	Carl Wafer	DT	Tennessee State
3	68	Claudia Minor	T	San Diego State
<i>(from Cleveland)</i>				
4	92	Ozell Collier	CB	Colorado
6	145	John Winesberry	WR	Stanford
10	248	Charlie Johnson	CB	Southern
11	276	Steve Buchanan	RB	Holy Cross
12	301	Larry Cameron	LB	Alcorn State
13	326	John Clerkley	DT	Fort Valley State
14	345	Rich Marks	DB	Northern Illinois
15	379	Piel Pennington	QB	Massachusetts
16	404	Darrell Austin	T	South Carolina
17	432	Boyd Brown	TE	Alcorn State

### 1975

Rd.	No.	Name	Pos.	School
1	17	Louis Wright	CB	San Jose State
2	43	Charlie Smith	DE	N. Carolina Cen.
3a	54	Mike Franckowiak	QB/KS	Central Michigan
<i>(from New York Giants)</i>				
3b	69	Drew Mahalic	LB	Notre Dame
4a	84	Steve Taylor	DB	Georgia
<i>(from Kansas City)</i>				
4b	95	Rick Upchurch	WR	Minnesota
5a	107	Stan Rogers	T	Maryland
<i>(from Atlanta)</i>				
5b	121	Rubin Carter	DT	Miami (Fla.)
8	199	Steve Foley	S-QB	Tulane
9	225	Roussell Williams	DB	Arizona
10	240	Hank Englehardt	C	Pacific

10	251	Steve Haggerty	WR	Nev.-Las Vegas
12	303	Harry Walters	LB	Maryland
13	329	Eric Penick	RB	Notre Dame
14	355	Jerry Arnold	G	Oklahoma
15	381	Ken Shelton	TE	Virginia
16	401	Bubba Bridges	DT	Colorado
17	433	Lester Sherman	RB	Albany State

### 1976

Rd.	No.	Name	Pos.	School
1	15	Tom Glassic	G	Virginia
2	43	Kurt Knoff	S	Kansas

4	107	Craig Penrose	QB	San Diego State
5	139	Lonnie Perrin	RB	Illinois
8	224	James Betterson	RB	North Carolina
9a	252	Jim Czirr	C	Michigan
9b	260	Jim Lisko	LB	Arkansas State
<i>(from St. Louis)</i>				
10	278	Art Gilliam	DE	Grambling
11	306	Greg Pittman	LB	Iowa State
12	334	Randy Moore	DT	Arizona State
13	362	Donnie McGraw	CB	Houston
14	390	Larry Evans	LB	Mississippi Coll.
15	418	Wilbur Summers	P	Louisville
16	446	John Huddleston	LB	Utah
17	474	Randy Cozens	LB	Pittsburgh

### 1977

Rd.	No.	Name	Pos.	School
1	18	Steve Schindler	G	Boston College
2	45	Rob Lytle	RB	Michigan
4	101	Bill Bryan	C	Duke
7	185	Larry Swider	P	Pittsburgh
8	212	Calvin Culliver	RB	Alabama
9	241	Charles Jackson	NT	Washington
10	268	Orna Middlebrook	WR	Arkansas State
11	297	Phil Heck	LB	California
12	324	Scott Levenhagen	TE	Western Illinois

### 1978

Rd.	No.	Name	Pos.	School
1	27	Don Latimer	DT	Miami (Fla.)
2	55	Bill Gay	TE	So. California
8	221	Frank Smith	T	Alabama A&M
10	277	Vince Kinney	WR	Maryland
11	305	Lacy Brumley	T	Clemson

### 1979

Rd.	No.	Name	Pos.	School
1	22	Kelvin Clark	T	Nebraska
3	77	Bruce Radford	DE	Grambling
4	105	Charles Jefferson	DB	McNeese State
5	132	Rick Leach	QB	Michigan
6	148	Jeff McIntyre	LB	Arizona State
7	188	Luke Prestridge	P	Baylor
9	242	Charlie Taylor	WR	Rice
11	297	Zachary Dixon	RB	Temple
12	325	David Jacobs	K	Syracuse

### 1980

Rd.	No.	Name	Pos.	School
2	42	Rulon Jones	DE	Utah State
<i>(from Cleveland)</i>				
3	74	Larry Carter	DB	Kentucky
4	107	Rick Parros	RB	Utah State
5a	131	Mike Harden	S	Michigan
5b	136	Laval Short	NT	Colorado
<i>(from San Diego)</i>				
6	157	Keith Bishop	G	Baylor
7	184	John Havekost	G	Nebraska
8	197	Don Coleman	WR	Oregon
<i>(from Baltimore)</i>				
9	243	Greg Bracelin	LB	California
10	270	Virgil Seay	RS	Troy State
11	297	Phil Farris	WR	North Carolina

### 1981

Rd.	No.	Name	Pos.	School
1	15	Dennis Smith	S	So. California
2	42	Clay Brown	TE	Brigham Young
4	98	Mark Herrmann	QB	Purdue
5	125	Ken Lanier	T	Florida State
6	151	Alvin Lewis	RB	Colorado State
7	181	Steve Busick	LB	So. California
9	234	Rusty Olsen	DE	Washington
11	290	Pat Walker	WR	Miami (Fla.)
12a	317	John Hankerd	LB	Notre Dame
<i>(from Detroit)</i>				
12b	321	Mandel Robinson	RB	Wyoming

### 1982

Rd.	No.	Name	Pos.	School
1	21	Gerald Willhite	RB	San Jose State
<i>(from Buffalo)</i>				
2	50	Orlando McDaniel	WR	Louisiana State
4	106	Dan Plater	WR	Brigham Young
<i>(from Buffalo)</i>				
5	131	Sammy Winder	RB	So. Mississippi
7	189	Alvin Ruben	DE	Houston
9	243	Keith Uecker	T	Auburn
10	274	Ken Woodard	LB	Tuskegee
11	300	Stuart Yatsko	G	Oregon
12	327	Brian Clark	G	Clemson

### 1983

Rd.	No.	Name	Pos.	School
1	4	Chris Hinton	G	Northwestern
2	31	Mark Cooper	T	Miami (Fla.)
3	60	Clinton Sampson	WR	San Diego State
5a	116	Weedy Harris	LB	Houston
5b	125	Bruce Baldwin	CB	Harding
<i>(from New Orleans)</i>				
6	143	Victor Heflin	CB	Delaware State
7	172	Myron Dupree	CB	N. Carolina Cen.
8	197	Gary Kubiak	QB	Texas A&M

9	228	Brian Hawkins	CB	San Jose State
10	254	Walt Bowyer	DE	Arizona State
11	283	Don Bailey	C	Miami (Fla.)
12	310	Karl Mecklenburg	NT/DE	Minnesota

### 1984

Rd.	No.	Name	Pos.	School
2	46	Andre Townsend	NT/DE	Mississippi
3	78	Tony Lilly	S	Florida
4	89	Randy Robbins	CB	Arizona
<i>(from San Diego through Tampa Bay)</i>				
6	159	Aaron Smith	LB	Utah State
7	186	Clarence Kay	TE	Georgia
8a	207	Winford Hood	G	Georgia
<i>(from Green Bay)</i>				
8b	218	Scott Garnett	NT	Washington
9	245	Chris Brewer	RB	Arizona
10	272	Bobby Micho	TE	Texas
11	298	Gene Lang	RB	Louisiana State
12	326	Murray Jarman	WR	Clemson

### 1984 SUPPLEMENTAL DRAFT

Rd.	No.	Name	Pos.	School
1	19	Freddie Gilbert	DE	Georgia
2	46	Rick Massie	WR	Kentucky
3	78	Reggie Smith	T	Kansas

### 1985

Rd.	No.	Name	Pos.	School
1	26	Steve Sewell	RB	Oklahoma
2a	31	Vance Johnson	WR	Arizona
<i>(from Houston)</i>				
2b	54	Simon Fletcher	DE	Houston
4	110	Keli McGregor	TE	Colorado State
5	139	Billy Hinson	G	Florida
<i>(from Miami)</i>				
7	194	Dallas Cameron	NT	Miami (Fla.)
8	222	Eric Riley	CB	Florida State
9	249	Daryl Smith	CB	North Alabama
10a	269	Buddy Funck	QB	New Mexico
<i>(from New England)</i>				
10b	278	Ron Anderson	LB	Southern Meth.
11	306	Gary Rolle	WR	Florida
12	334	Dan Lynch	G	Washington St.



## ALL-TIME DRAFT CHOICES, CONT.

6b	161	Mark Jackson	WR	Purdue
7	188	Ray Phillips	LB	N. Carolina St.
8	217	Bruce Klostermann	LB	N. Dakota St.
9	244	Joe Thomas	WR	Miss. Valley St.
10	271	Victor Hall	TE	Jackson State
11	301	Thomas Dendy	RB	South Carolina

### 1987

Rd.	No.	Name	Pos.	School
1	27	Ricky Nattiel	WR	Florida
3	86	Michael Brooks	LB	Louisiana State
4	111	Marc Munford	LB	Nebraska
6	167	Warren Marshall	RB	James Madison
7	194	Wilbur Strozier	TE	Georgia
8	222	Dan Morgan	G	Penn State
9	250	Bruce Plummer	CB	Mississippi State
10	278	Rafe Wilkinson	LB	Richmond
11a	299	Steve Roberts (from L.A. Rams)	DE	Washington
11b	306	Tommy Neal	RB	Maryland
12	334	Tyrone Braxton	CB	North Dakota St.

### 1988

Rd.	No.	Name	Pos.	School
1	26	Ted Gregory	NT	Syracuse
2	45	Gerald Perry	T	Southern
3	79	Kevin Guidry	CB	Louisiana State
5	136	Corris Ervin	CB	Central Florida
7a	174	Pat Kelly (from L.A. Rams)	TE	Syracuse
7b	192	Garry Frank	G	Mississippi State
9	248	Mel Farr Jr.	RB	UCLA
10	268	Channing Williams (from Pittsburgh)	RB	Arizona
11	304	Richard Calvin	RB	Washington St.
12	332	Johnny Carter	NT	Grambling

### 1989

Rd.	No.	Name	Pos.	School
1	20	Steve Atwater (from Cleveland)	S	Arkansas
2a	41	Doug Widell	G/T	Boston College
2b	47	Warren Powers (from Cleveland)	DE	Maryland
3	69	Darrell Hamilton	T	North Carolina
4	97	Jake McCullough	DE	Clemson
5	132	Darren Carrington (from Cleveland)	CB	Northern Arizona
6	152	Anthony Stafford	WR	Oklahoma
7	180	Melvin Bratton	RB	Miami (Fl.)
8	208	Paul Green	TE	So. California
9a	236	Monte Smith	G	North Dakota
9b	241	Wayne Williams (from Cleveland)	RB	Florida
10	264	Anthony Butts	NT	Mississippi State
11	292	Richard Shelton	CB	Liberty
12	320	John Jarvis	WR	Howard

### 1989 SUPPLEMENTAL DRAFT

Rd.	No.	Name	Pos.	School
1		Bobby Humphrey	RB	Alabama

### 1990

Rd.	No.	Name	Pos.	School
2	52	Alton Montgomery	DB	Houston
4	92	Jeroy Robinson (from Dallas)	LB	Texas A&M
5a	111	Jeff Davidson (from Atlanta)	G	Ohio State
5b	136	Le-Lo Lang	DB	Washington
6	164	Ronnie Haliburton	TE	Louisiana State
7	192	Shannon Sharpe	WR	Savannah State
8	219	Brad Leggett	C	So. California

9	247	Todd Ellis	QB	South Carolina
10a	259	James Szymanski (from Indianapolis)	DE	Michigan State
10b	275	Anthony Thompson	LB	East Carolina

### 1991

Rd.	No.	Name	Pos.	School
1	4	Mike Croel	LB	Nebraska
2	30	Reggie Johnson	TE	Florida State
3	61	Keith Traylor	LB	Central St. (Okla.)
4	89	Derek Russell (from L.A. Rams)	WR	Arkansas
5	115	Greg Lewis	RB	Washington
6	142	Nick Subis	T/C	San Diego State
8	200	Kenny Walker	DE	Nebraska
9	227	Don Gibson	NT	So. California
10	253	Curtis Mayfield	WR	Oklahoma State
11	284	Shawn Moore	QB	Virginia

### 1992

Rd.	No.	Name	Pos.	School
1	25	Tommy Maddox	QB	UCLA
2	54	Shane Dronett	DE	Texas
4	110	Chuck Johnson	T/G	Texas
5	137	Frank Robinson	CB	Boise State
7a	170	Ron Geater (from Tampa Bay)	DE	Iowa
7b	181	Jim Johnson (from New York Jets)	T	Michigan State
7c	193	Jon Bostick	WR	Nebraska
8	208	Dietrich Lockridge (from New York Jets)	T/G	Jackson State
9	249	Muhammad Oliver	CB	Oregon
10	278	Bob Meeks	C/T	Auburn
11	305	Cedric Tillman	WR	Alcorn State
12	334	John Granby	CB/S	Virginia Tech

### 1993

Rd.	No.	Name	Pos.	School
1	11	Dan Williams (from Cleveland)	DE	Toledo
2	43	Glyn Milburn	RB	Stanford
3a	69	Rondell Jones (from L.A. Rams)	S	North Carolina
3b	70	Jason Elam	P/K	Hawaii
4	98	Jeff Robinson	DE	Idaho
5	126	Kevin Williams	RB	UCLA
6	154	Melvin Bonner	WR	Baylor
7a	169	Clarence Williams (from New England)	TE	Washington St.
7b	182	Tony Kimbrough	WR	Jackson State
8	210	Brian Stablein	WR	Ohio State

### 1994

Rd.	No.	Name	Pos.	School
2	51	Allen Aldridge	LB	Houston
4	123	Randy Fuller	CB	Tennessee State
7a	210	Keith Burns	LB	Oklahoma State
7b	212	Butler By'not'e (from Green Bay)	RB	Ohio State
7c	218	Tom Nalen (from New York Giants)	C	Boston College

### 1995

Rd.	No.	Name	Pos.	School
4a	121	Jamie Brown (from Minnesota)	T	Florida A&M
4b	124	Ken Brown (from Dallas)	LB	Virginia Tech
5	146	Phil Yeboah-Kodie	LB	Penn State
6a	182	Fritz Fequiere	OG	Iowa
6b	196	Terrell Davis (from Minnesota)	RB	Georgia

7a	218	Steve Russ	LB	Air Force
7b	222	Byron Chamberlain (from Atlanta)	WR	Wayne State (Mich.)

### 1996

Rd.	No.	Name	Pos.	School
1	15	John Mobley	LB	Kutztown
2	44	Tory James	CB	Louisiana State
3a	65	Detron Smith (from Baltimore)	FB	Texas A&M
3b	78	Mark Campbell	DT	Florida
4a	100	Jeff Lewis (from Baltimore)	QB	Northern Arizona
4b	122	Darrius Johnson (from Carolina)	CB	Oklahoma
5	149	Patrick Jeffers (from Carolina)	WR	Virginia
6	181	Tony Veland	S	Nebraska
7a	213	Leslie Ratliffe (from Baltimore)	T	Tennessee
7b	226	Chris Banks	G	Kansas
7c	235	L.T. Levine (from Carolina)	RB	Kansas
7d	236	Brian Gragert	P	Wyoming

### 1997

Rd.	No.	Name	Pos.	School
1	28	Trevor Pryce	DT	Clemson
3	67	Dan Neil	G/C	Texas
4	124	Cory Gilliard	S	Ball State

### 1998

Rd.	No.	Name	Pos.	School
1	30	Marcus Nash	WR	Tennessee
2	61	Eric Brown	S	Mississippi State
3	91	Brian Griese	QB	Michigan
4	122	Curtis Alexander	RB	Alabama
5	153	Chris Howard	RB	Michigan
7a	200	Trey Teague (from Philadelphia)	T	Tennessee
7b	219	Nate Wayne	LB	Mississippi

### 1999

Rd.	No.	Name	Pos.	School
1	31	Al Wilson	LB	Tennessee
2a	58	Montae Reagar (from San Francisco)	DE	Texas Tech
2b	61	Lennie Friedman	G	Duke
3a	67	Chris Watson (from Carolina)	CB	Eastern Illinois
3b	93	Travis McGriff	WR	Florida
4	127	Olandis Gary	RB	Georgia
5a	158	David Bowens (from Dallas)	LB	Western Illinois
5b	167	Darwin Brown (compensatory selection)	CB	Texas Tech
6a	179	Desmond Clark (from Washington)	TE	Wake Forest
6b	204	Chad Plummer (compensatory selection)	WR	Cincinnati
7a	218	Billy Miller (from Washington)	WR	Southern Calif.
7b	238	Justin Swift	TE	Kansas State

### 2000

Rd.	No.	Name	Pos.	School
1	15	Deltha O'Neal (from Baltimore)	CB	California
2a	40	Ian Gold	LB	Michigan
2b	45	Kenoy Kennedy (from Baltimore)	S	Arkansas
3	70	Chris Cole	WR	Texas A&M
4a	101	Jerry Johnson	DT	Florida State
4b	112	Cooper Carlisle (from Carolina)	G/T	Florida
5	154	Muneer Moore (from Seattle)	WR	Richmond

6	189	Mike Anderson (from St. Louis)	RB	Utah
7a	214	Jarius Jackson	QB	Notre Dame
7b	246	Leroy Fields (compensatory selection)	WR	Jackson State

### 2001

Rd.	No.	Name	Pos.	School
1	24	Willie Middlebrooks	CB	Minnesota
2	51	Paul Toviessi (from Tampa Bay through Buffalo)	DE	Marshall
3	87	Reggie Hayward	DE	Iowa State
4a	113	Ben Hamilton (from Green Bay)	C	Minnesota
4b	120	Nick Harris	P	California
6	190	Kevin Kasper	WR	Iowa

### 2002

Rd.	No.	Name	Pos.	School
1	19	Ashley Lelie	WR	Hawaii
2	51	Clinton Portis	RB	Miami (Fl.)
3	96	Dorsett Davis (from New England through Wash. and Balt.)	DT	Mississippi State
4	131	Sam Brandon (from New England)	S	Nevada-Las Vegas
5	144	Herb Haygood (from New England)	WR	Michigan State
6	191	Jeb Putzier	TE	Boise State
7a	228	Chris Young (from Atlanta)	S	Georgia Tech
7b	231	Monsanto Pope	DT	Virginia

### 2003

Rd.	No.	Name	Pos.	School
1	20	George Foster	T	Georgia
2	51	Terry Pierce	LB	Kansas State
4a	108	Quentin Griffin (from Carolina)	RB	Oklahoma
4b	114	Nick Eason	DT	Clemson
4c	128	Bryant McNeal (from Green Bay through Carolina)	DE	Clemson
5a	157	Ben Claxton (from New England)	C	Mississippi
5b	158	Adrian Madise	WR	Texas Christian
6	194	Aaron Hunt	DE	Texas Tech
7a	227	Clint Mitchell	DE	Florida
7b	235	Ahmaad Galloway	RB	Alabama

### 2004

Rd.	No.	Name	Pos.	School
1	17	D.J. Williams (from Cincinnati)	LB	Miami (Fl.)
2a	41	Tatum Bell (from Washington)	RB	Oklahoma State
2b	54	Darius Watts	WR	Marshall
3	85	Jeremy LeSueur	CB	Michigan
5	152	Jeff Shoate	CB	San Diego State
6a	171	Triandos Luke (from Washington)	WR	Alabama
6b	190	Josh Sewell	C	Nebraska
7a	225	Matt Mauck	QB	Louisiana State
7b	247	Brandon Miree	RB	Pittsburgh
7c	250	Bradlee Van Pelt	QB	Colorado State



## MISCELLANEOUS PLAYER MOVEMENT HISTORY

### EQUALIZATION, EXPANSION DRAFTS

- 1962** — **AFL Equalization Draft:** Broncos obtain OG John Denvir from San Diego, OE Jerry Richardson from San Diego, QB Richie Lucas from Buffalo, DT Ike Lassiter from Dallas and HB Charles Bolden from Houston.
- 1966** — **Expansion Draft:** Broncos lost LB Tom Erlandson, DE Ed Cooke, OG Tommy Nomina and DB John McGeever to the Miami Dolphins.
- 1968** — **Expansion Draft:** Broncos lost RB Cookie Gilchrist, OG Pat Matson, LB Henry Sorrell, RB Mike Kellogg and DB Lonnie Wright to the Cincinnati Bengals.
- 1976** — **Expansion Draft:** Broncos lost T Mike Current and DT Bubba Bridges to Tampa Bay and DB Steve Taylor to Seattle.
- 1995** — **Expansion Draft:** Broncos lost WR Cedric Tillman to Jacksonville and FS Charles Swann to the Carolina Panthers.
- 1999** — **Expansion Draft:** Broncos lost WR Justin Armour to the Cleveland Browns.
- 2001** — **Expansion Draft:** No Broncos players taken by the Houston Texans.

### PLAN B FREE AGENT SIGNINGS/LOSSES (1989-92)

- 1989** — **Signed:** T Paul Blair (Chicago), DE Alphonso Carreker (Green Bay), T Bill Contz (New Orleans), TE Doug Cosbie (Dallas), LB Scott Curtis (Philadelphia), RB Kerry Goode (Tampa Bay), CB Wymon Henderson (Minnesota), LB Blake Peterson (Washington), RB Reggie Ware (Raiders), CB Dennis Woodberry (Washington), WR Michael Young (Rams). **Lost:** DE Walt Bowyer (Kansas City), WR Sam Graddy (Raiders), WR Jason Johnson (Pittsburgh).
- 1990** — **Signed:** LB Ty Allert (Philadelphia), RB Lorenzo Hampton (Miami), WR Jason Johnson (Pittsburgh), TE David Little (Philadelphia), DE Mark Mraz (Raiders), CB Elliott Smith (San Diego), LB Rod Stephens (Seattle), TE Chris Verhulst (Houston), DE Robb White (Giants). **Lost:** TE Pat Kelly (Jets), LB Bruce Klostermann (Raiders), C Mike Ruether (Atlanta), LB Randy Thornton (Giants).
- 1991** — **Signed:** CB Charles Dimry (Atlanta), G Crawford Ker (Dallas), FB Robert Perryman (Dallas). **Lost:** LB Marc Munford (Kansas City), RB Kerry Porter (Houston).
- 1992** — **Signed:** TE Robert Awalt (Dallas), G/T Elbert Crawford (New England), QB Steve Pelleur (Kansas City), T Frank Pollack (San Francisco). **Lost:** S Randy Robbins (New England).

### UNRESTRICTED FREE AGENT SIGNINGS/LOSSES (1993-2003)

- 1993** — **Signed:** RB Rod Bernstine (San Diego), RB Robert Delpino (Los Angeles Rams), G Brian Habib (Minnesota), T Don Maggs (Houston), LB Dave Wyman (Seattle). **Lost:** LB Michael Brooks (New York Giants), WR Mark Jackson (N.Y. Giants).
- 1994** — **Signed:** WR Jeff Campbell (Detroit), CB Ray Crockett (Detroit), LB Richard Harvey (Buffalo), CB Randy Hilliard (Cleveland), WR Anthony Miller (San Diego). **Lost:** WR Vance Johnson (San Diego).
- 1995** — **Signed:** RB Aaron Craver (Miami), LB Britt Hager (Philadelphia), S Tim Hauck (Green Bay), DT James Jones (Cleveland), OL Bill Lewis (Arizona), DT Mike Lodish (Buffalo), WR Ed McCaffrey (San Francisco), T Reggie McElroy (Minnesota), QB Bill Musgrave (San Francisco), DT Michael Dean Perry (Cleveland), G Mark Schlereth (Washington), T Bill Schultz (Houston), CB Eric Thomas (N.Y. Jets), T Broderick Thompson (Philadelphia), CB Lionel Washington (L.A. Raiders). **Lost:** LB Richard Harvey (New Orleans), T Kirk Scraftford (San Francisco), DT Ted Washington (Buffalo), C/G Dave Widell (Jacksonville).
- 1996** — **Signed:** CB Toi Cook (New Orleans), DT Jumpy Geathers (Atlanta), RB Vaughn Hebron (Philadelphia), LB Bill Romanowski (Philadelphia), WR Mike Sherrard (N.Y. Giants), DE Aaron Wallace (Oakland), DE Alfred Williams (49ers). **Lost:** DT Shane Dronett (Atlanta).
- 1997** — **Signed:** LB Arnold Ale (San Diego), WR Flipper Anderson (Washington), QB Bubby Brister, S Dedrick Dodge (San Francisco), CB Darrien Gordon (San Diego), WR Willie Green (Carolina), FB Howard Griffith (Carolina), RB Derek Loville (San Francisco), RB Anthony Lynn (San Francisco), LB Godfrey Myles (Dallas), DE Neil Smith (Kansas City), T Harry Swayne (San Diego), DT Keith Traylor (Kansas City). **Lost:** RB Aaron Craver (San Diego), S Tim Hauck (Seattle), S Rondell Jones (Baltimore), DE Jeff Robinson (St. Louis), OL Ralph Tamm (Kansas City).
- 1998** — **Signed:** QB Doug Nussmeier (New Orleans), DE Marvin Washington (San Francisco). **Lost:** LB Allen Aldridge (Detroit), G Brian Habib (Seattle).
- 1999** — **Signed:** T Tony Berti (Seattle), CB Dale Carter (Kansas City), DE Carl Reeves (Chicago). **Lost:** LB Keith Burns (Chicago), WR Willie Green (Miami), T Harry Swayne (Baltimore), DE Marvin Washington (San Francisco).
- 2000** — **Signed:** DE Lester Archambeau (Atlanta), G David Diaz-Infante (Philadelphia), QB Gus Frerotte (Detroit), DT Bob Kuberski (New England), CB Jeremy Lincoln (N.Y. Giants), LB Ricardo McDonald (Chicago), DE Kavika Pittman (Dallas), CB Darryl Pounds (Washington). **Lost:** DT Paul Grasmanis (Philadelphia), CB Tony James (Oakland), TE Shannon Sharpe (Baltimore).
- 2001** — **Signed:** T Ethan Brooks (Arizona), FB Tony Carter (New England), LB Henri Crockett (Atlanta), T Todd Fordham (Jacksonville), TE Patrick Hape (Tampa Bay), WR Eddie Kennison (Chicago), DT Leon Lett (Dallas), CB Denard Walker (Tennessee). **Lost:** CB Ray Crockett (Kansas City), TE Byron Chamberlain (Minnesota).
- 2002** — **Signed:** DT Lionel Dalton (Baltimore), LB Terry Killens (San Francisco), S Izell Reese (Dallas), T Ephraim Salaam (Atlanta). **Lost:** CB Eric Davis (Detroit), QB Gus Frerotte (Cincinnati), T Trey Teague (Buffalo).
- 2003** — **Signed:** DT Daryl Gardener (Washington), G Heath Irwin (St. Louis), QB Jake Plummer (Arizona). **Lost:** RB Olandis Gary (Buffalo), CB Tyrone Poole (New England), DT Montae Reagor (Indianapolis), Izell Reese (Buffalo).
- 2004** — **Signed:** DE Marco Coleman (Philadelphia), T Cornell Green (Tampa Bay), QB Mike Quinn (Houston), TE O.J. Santiago (Oakland), TE Jed Weaver (San Francisco). **Lost:** DE Bertrand Berry (Arizona), LB Keith Burns (Tampa Bay), WR Chris Cole (Oakland), LB Ian Gold (Tampa Bay).

## MAJOR TRADES IN BRONCOS HISTORY

### 2004

Obtained 1st-2004 (LB D.J. Williams) from Cincinnati in exchange for 1st-2004 [traded to St. Louis (which selected RB Steven Jackson) for 1st-2004 (RB Chris Perry) and 4th-2004 (T Stacy Andrews)], 4th-2004 (DE Robert Geathers) and CB Deltha O'Neal.  
Obtained 2nd-2004 (RB Tatum Bell) and CB Champ Bailey from Washington in exchange for RB Clinton Portis.  
Obtained 6th-2004 (WR Triandos Luke) from Washington in exchange for DT Lionel Dalton.

### 2003

Obtained 4th-2003 (DE Bryant McNeal) and 5th-2003 (C Ben Claxton) from New England in exchange for 4th-2003 (CB Asante Samuel).  
Obtained 4th-2003 (RB Quentin Griffin), 4th-2003 [traded to New England (CB Asante Samuel) in exchange for 4th-2003 (DE Bryant McNeal) and 5th-2003 (C Ben Claxton)] and 7th-2003 (DE Clint Mitchell) from Carolina in exchange for 3rd-2003 (DB Ricky Manning).

### 2002

Obtained 4th-2002 (S Sam Brandon) and 5th-2002 (WR Herb Haygood) from New England in exchange for 4th-2002 (QB Rohan Davey).  
Obtained 3rd-2002 (DT Dorsett Davis) from Baltimore in exchange for 4th-2002 (P Dave Zastudil) and 5th-2002 (TE Terry Jones).

### 2001

Obtained 7th-2002 (S Chris Young) from Atlanta in exchange for LB Henri Crockett.  
Obtained 4th-2002 [traded to Baltimore (P Dave Zastudil), along with 5th-2002 (TE Terry Jones)] from Atlanta in exchange for 7th-2001 (S Corey Hall), 7th-2001 (G Kynan Forney) and 7th-2001 (DE Ronald Flemmons).  
Obtained 2nd-2001 (DE Paul Toviessi) from Buffalo in exchange for 2nd-2001 (RB Travis Henry) and 4th-2001 (LB Brandon Spoon).

### 2000

Obtained 4th-2001 [traded back to Buffalo (LB Brandon Spoon) along with 2nd-2001 (RB Travis Henry)] in exchange for 2nd-2001 (DE Paul Toviessi)] from Buffalo in exchange for CB Chris Watson.  
Obtained 4th-2001 (C Ben Hamilton) from Green Bay in exchange for LB Nate Wayne.  
Obtained WR Robert Scott from Green Bay in exchange for conditional draft choice.  
Obtained 5th-2000 (WR Muneer Moore) from Seattle in exchange for 6th-2000 (WR James Williams) and 7th-2000 (DB Clifton Black).  
Obtained 1st-2000 (CB Deltha O'Neal) and 2nd-2000 (S Kenoy Kennedy) from Baltimore in exchange for 1st-2000 (WR Travis Taylor).  
Obtained 6th-2000 (RB Mike Anderson) from St. Louis in exchange for RB Derek Loville.  
Obtained S Billy Jenkins from St. Louis in exchange for 5th-2000 (DE Brian Young) and 5th-2001 (traded by St. Louis to Washington who selected WR Darnerian McCants).  
Obtained 7th-2001 [traded to Atlanta (G Kynan Forney)] from Green Bay in exchange for LB David Bowens.

### 1999

Obtained 7th-2000 [traded to Seattle (DB Clifton Black) along with 6th-2000 (WR James Williams) in exchange for 5th-2000 (WR Muneer Moore)] and 7th-2001 [traded to Atlanta (S Corey Hall) along with 7th-2001 (G Kynan Forney) and 7th-2001 (DE Ronald Flemmons) in exchange for 4th-2002] from Washington in exchange for CB Tito Paul.  
Obtained RB John Avery from Miami in exchange for WR Marcus Nash.  
Obtained 6th-1999 (TE Desmond Clark) and 7th-1999 (WR Billy Miller) from Washington in exchange for 5th-1999 (T Derek Smith).  
Obtained 3rd-1999 (CB Chris Watson) and 4th-2000 (G/T Cooper Carlisle) from Carolina in exchange for QB Jeff Lewis.

### 1998

Obtained 5th-1999 (DE/LB David Bowens) from Dallas in exchange for TE Kendall Watkins.  
Obtained 7th-1998 (T Trey Teague) from Philadelphia in exchange for 6th-1999 (WR Troy Smith).  
Obtained 2nd-1999 (DE Montae Reagor) from San Francisco in exchange for T Jamie Brown.

### 1997

Obtained 3rd-1997 (G Dan Neil) from N.Y. Jets for 3rd-1997 (WR Dedric Ward), 6th-1997 (QB Chuck Clements), 7th-1997 (Jason Ferguson) and 6th-1998 (Dustin Johnson).  
Obtained T Tony Jones from Baltimore for 2nd-1997 (DB Kim Herring).

### 1996

Obtained WR Todd Kinchen from St. Louis for 5th-1997 (Taje Allen).  
Obtained 2nd-1996 [traded to Baltimore (CB Deron Jenkins) for three more picks: 3rd-1996 (RB Detron Smith), 4th-1996 (QB Jeff Lewis) and 7th-1996 (T Leslie Ratliffe)] and 7th-1996 (P Brian Gragert) from Detroit in exchange for RB/KR Glyn Milburn.  
Obtained 4th-1996 (S Darrius Johnson), 5th-1996 (WR Patrick Jeffers) and 7th-1996 (RB L.T. Levine) from Carolina for 4th-1996 (Emmanuel McDaniel).

### 1995

Obtained 4th-1995 (T Jamie Brown) and 6th-1995 (RB Terrell Davis) from Minnesota in exchange for 4th-1995 (QB Chad May).

### 1994

Obtained 4th-1995 (LB Ken Brown) from Los Angeles Rams in exchange for QB Tommy Maddox.  
Obtained 7th-1994 (C Tom Nalen) from New York Giants in exchange for WR Arthur Marshall.



## MAJOR TRADES, CONT.

Obtained WR Mike Pritchard and 7th-1995 (TE Byron Chamberlain) from Atlanta in exchange for 3rd-1994 (G Alai Kalaniuvalu) and 1st-1995 (dealt to Minnesota, which selected WR Derrick Alexander).  
Obtained DT Ted Washington from San Francisco in exchange for 5th-1994 (to Green Bay; Dorsey Levens).  
Obtained CB Ben Smith from Philadelphia for 3rd-1995 (WR Chris T. Jones) and 5th-1996 (Whit Marshall).

### 1993

Obtained T Gary Zimmerman from Minnesota in exchange for 1st-1994 (Dewayne Washington), 6th-1994 (Andrew Jordan) and 2nd-1995 (Orlando Thomas).  
Obtained 7th-1994 (Butler By'not'e) from Green Bay in exchange for G Doug Widell.  
Obtained undisclosed conditional draft choice from Minnesota in exchange for WR Vance Johnson.  
Obtained 1st-1993 (Dan Williams) from Cleveland for 1st-1993 (Steve Everett) and 3rd-1993 (Mike Caldwell).  
Obtained 3rd-1993 (Rondell Jones) from L.A. Raiders for RB Gaston Green.  
Obtained 3rd-1993 (dealt to Cleveland who selected Mike Caldwell) and 7th-1993 (Clarence Williams) from Atlanta for S Alton Montgomery.

### 1992

Obtained RB Sammie Smith from Miami for RB Bobby Humphrey.  
Obtained 7th-1992 (Jim Johnson) and 8th-1992 (Dietrich Lockridge) from New York Jets in exchange for 6th-1992 (Jeff Blake).  
Obtained 7th-1992 (Ron Geater) from Tampa Bay in exchange for WR Ricky Nattiel.

### 1991

Obtained T Harvey Salem from Detroit in exchange for 3rd-1992 (Thomas McLemore).  
Obtained RB Gaston Green and 4th-1991 (Derek Russell) from Los Angeles Rams for T Gerald Perry and 12th-1991 (Jeff Pahuoa).

### 1990

Obtained DE David Galloway from Phoenix for 8th-1991 (Greg Amsler).  
Obtained T/C David Widell from Dallas for 7th-1991 (Leon Lett).  
Obtained 8th-1991 (traded back to Phoenix, who selected Greg Amsler) from Phoenix for TE David Little.  
Obtained 10th-1990 (James Szymanski) from Los Angeles Raiders for 11th-1990 (Ron Lewis).  
Obtained 5th-1990 (Jeff Davidson) from New England for 4th-1991 (dealt to Pittsburgh: Sammy Walker).

### 1989

Obtained DE Ron Holmes from Tampa Bay for 4th-1990 (Tony Mayberry).  
Obtained DE Kevin Brooks and 4th-1990 (Jeroy Robinson) from Dallas for 3rd-1990 (dealt to New England who selected Greg McMurtry).  
Obtained K David Treadwell from Phoenix in exchange for 12th-1990 (Ken McMichel).  
Obtained 1st-1989 (Steve Atwater), 2nd-1989 (Warren Powers), and a 5th-1989 (Darren Carrington) from Cleveland for 1st-1989 (Eric Metcalf).

### 1988

Obtained FB Calvin Thomas from Chicago in exchange for undisclosed conditional draft choice.  
Obtained NT Shawn Knight from New Orleans for NT Ted Gregory.  
Obtained undisclosed future draft choice from Washington in exchange for RB/TE Bobby Micho.  
Obtained C Mike Ruether from Phoenix in exchange for LB Ricky Hunley.  
Obtained RB Tony Dorsett from Dallas in exchange for conditional 5th-1989 (Jeff Roth).  
Obtained rights to S Kip Corrington from Detroit in exchange for conditional undisclosed future draft choice.

### 1987

Obtained 10th-1988 (Channing Williams) from Pittsburgh for LB Ken Woodard.  
Obtained G Stefan Humphries from Chicago for P Bryan Wagner.  
Obtained C/G Larry Lee from Miami for 8th-1988 (Louis Cheek).

### 1986

Obtained 11th-1987 (Steve Roberts) and undisclosed future draft choice (7th-1988; Pat Kelly) from Los Angeles Rams in exchange for LB Steve Busick.  
Obtained CB Mark Haynes from the New York Giants in exchange for 2nd-1986 (Pepper Johnson) and 6th-1986 (obtained from Tampa Bay; Giants selected Ron Brown), and 2nd-1987 (Adrian White).

### 1985

Obtained TE Mike Barber from Los Angeles Rams in exchange for 12th-1986 (Marcus DuPree).  
Obtained 2nd-1985 (Vance Johnson) from Houston in exchange for 2nd-1985 (obtained from Tampa Bay; Houston selected Richard Byrd) and 5th-1985 (Lee Johnson).  
Obtained 6th-1986 (Orson Mobley) from Green Bay in exchange for QB Scott Brunner.

### 1984

Obtained 6th-1986 (traded to Giants in 1986 in Mark Haynes deal; Giants selected Ron Brown) from Tampa Bay in exchange for DE Brison Manor.  
Obtained rights to LB Ricky Hunley from Cincinnati for 1st-86 (Tim McGee), 3rd-1986 (David Fulcher) and 5th-1987 (Greg Horne).  
Obtained WR Butch Johnson from Houston in exchange for 3rd-1985 (Mike Kelley).  
Obtained WR Dave Logan from Cleveland in exchange for 4th-1984 (Rickey Bolden).  
Obtained QB Scott Brunner from New York Giants in exchange for 4th-1984 (Gary Reasons).  
Obtained 4th-1984 (Randy Robbins) and conditional undisclosed future draft choice (2nd-1985; traded to Houston who selected Richard Byrd) from Tampa Bay in exchange for QB Steve DeBerg.

Obtained TE Eason Ramson from San Francisco in exchange for 5th-1984 (dealt to Atlanta: Cliff Benson).  
Obtained LB Stan Blinka from New York Jets in exchange for 6th-1985 (Rich Miano).

### 1983

Obtained 5th-1985 (Billy Hinson) from Miami in exchange for LB Larry Evans.  
Obtained 8th-1984 (Winford Hood) from Green Bay in exchange for DE Greg Boyd.  
Obtained rights to QB John Elway from Baltimore Chris Hinton, 1st-1984 (Ron Solt), and QB Mark Herrmann.

### 1982

Obtained 4th-1984 (dealt to Cleveland for Dave Logan; Cleveland selected Rickey Bolden) from New Orleans in exchange for T Kelvin Clark.  
Obtained S J.T. Thomas from Pittsburgh in exchange for 8th-1983 (Henry Odom).  
Obtained linebacker Robert L. Jackson from Cleveland for 6th-1982 (Mike Whitwell).  
Obtained 1st-1982 (Gerald Willhite) and 4th-1982 (Dan Plater) from Buffalo Bills for 1st-1982 (Perry Tuttle).

### 1981

Obtained QB Steve DeBerg from San Francisco for 4th-1983 (dealt to Rams who selected Chuck Nelson).  
Obtained WR Wade Manning from Buffalo for 8th-1982 (dealt to Dallas who selected George Peoples).  
Obtained future undisclosed draft choice (5th-1983; Bruce Baldwin) from New Orleans for LB Rob Nairne.  
Obtained RB Tony Reed from Kansas City for 3rd-1981 (Roger Taylor) and 4th-1982 (Stuart Anderson).

### 1980

Obtained WR Emery Moorehead from New York Giants for 8th-1981 (Mark Reed).  
Obtained RB Don Hardeman from Baltimore for 12th-1980 (Marvin Sims).  
Obtained CB Perry Smith from St. Louis for 8th-1980 (Grant Hudson) and 10th-1981 (Jim Joiner).  
Obtained RB Lawrence McCutcheon from Los Angeles for 3rd-1982 (dealt to Houston; Robert Abraham).  
Obtained QB Matt Robinson from N.Y. Jets for 1st-1980 (dealt to San Francisco, who selected Jim Stuckey), 2nd-1980 (Ralph Clayton) and QB Craig Penrose.

### 1979

Obtained 8th-1980 (Don Coleman) from Baltimore for P Bucky Dilts.  
Obtained 2nd-1980 (Rulon Jones) and 5th-1980 (Laval Short) and 3rd-1981 (traded to Kansas City who selected Roger Taylor) for DE Lyle Alzado.

### 1978

Obtained OT Tom Neville from New England for 10th-1979.  
Obtained DB Charlie West and 6th-1979 (McIntyre) for TE Bill Gay.  
Obtained future undisclosed draft choice from Detroit for center Mike Montler.

### 1977

Obtained RB Jim Jensen from Dallas for 6th-1979 (Martin Cox).  
Obtained OT Andy Maurer from San Francisco for 9th-1978 (Steve McDaniels).  
Obtained C Mike Montler from Buffalo for 2nd-1979 (Jim Haslett).  
Obtained DB Bernard Jackson from Cincinnati for 3rd-1978 (Don Bass) and 7th-1978 (G Dan Bass).  
Obtained QB Craig Morton from the New York Giants for QB Steve Ramsey and 5th-1978 (Brian DeRoo).

### 1976

Obtained LB Godwin Turk from New York Jets for 5th-1977 (Gary Gregory).  
Obtained OT Bill Bain from Green Bay for 3rd-1977 (Rick Scribner).  
Obtained 9th-1976 (Jim Lisko) from St. Louis for DB Jeff Severson.

### 1975

Obtained DB Jeff Severson from Houston for 7th-1976 (Larry Harris).  
Obtained past considerations from Kansas City for TE Billy Masters.  
Obtained C Phil Olsen from Los Angeles for WR Otto Stowe, 3rd-1976 and 6th-1977 (Art Best).  
Obtained DB Clarence Ellis from Atlanta for DB Charles Greer, WR Jerry Simmons and 6th-1976 (Stan Varner).  
Obtained DT Greg Marx and 5th-1975 (Stan Rogers) from Atlanta for G Larron Jackson.

### 1974

Obtained 4th-1975 (Steve Taylor) from Kansas City for LB Tom Graham.  
Obtained 10th-1975 (Hank Englehardt) from Kansas City for T Tom Drougas.  
Obtained 3rd-1975 (Mike Franckowiak) from New York Giants for RB Joe Dawkins.  
Obtained RB John Keyworth from Washington for 6th-1975 (Mark Doak) and 11th-1975 (Ardell Johnson).  
Obtained DB John Rowser from Pittsburgh for 6th-1974 (James Wolfe) and 9th-1974 (Tommy Reamon).

### 1973

Obtained LB Ray May from Baltimore for 3rd-1974 (Robert Pratt) and 8th-1974 (Paul Miles).  
Obtained DB Dale Hackbart from St. Louis for 10th-1974 (Greg Hartle).  
Obtained LB Bill Laskey from Baltimore for 7th-1974 (Dan Dickel).  
Obtained WR Gene Washington from Minnesota for WR Rod Sherman and 5th-1974 (Jim Ferguson).

### 1972

Obtained 3rd-1974 (Claudie Minor) and 6th-1974 (traded to Pittsburgh, who selected James Wolfe) from Cleveland for QB Don Horn.  
Obtained WR Haven Moses from Buffalo for WR Dwight Harrison.  
Obtained 3rd-1973 (Paul Howard) from Cleveland for DE Rich Jackson.  
Obtained C Bobby Maples from Pittsburgh for 6th-1973 (Ron Bell).  
Obtained T Rick Sharp from Pittsburgh for 8th-1973 (Loren Toews).  
Obtained DE-T Lloyd Voss from Pittsburgh for 5th-1973 (Dave Reavis).



## MAJOR TRADES, CONT.

Obtained QB Charley Johnson from Houston for 3rd-1973 (dealt to Baltimore, who selected Bill Olds).  
 Obtained RB Eddie Ray and 3rd-1973 (John Wood) from San Diego for DT Dave Costa.  
 Obtained 7th-1973 (John Grant) from Baltimore for TE John Mosier.  
 Obtained LB Al Andrews from Buffalo for LB Dave Washington.  
 Obtained 5th-1973 (traded to Pittsburgh, who selected Dave Reavis) from New Orleans for LB John Huard.

### 1971

Obtained RB Joe Dawkins from Houston for RB Dickie Post.  
 Obtained OG Larron Jackson and 5th-1972 from Houston for DB Cleophus Johnson.  
 Obtained LB Olen Underwood from Houston for OG Bob Young.  
 Obtained 5th-1972 (Jim Krieg) from Philadelphia for QB Pete Liske.  
 Obtained RB Dickie Post from San Diego for 2nd-1972 (dealt to Rams, who selected Jim Bertelsen).  
 Obtained QB Steve Ramsey from New Orleans for 4th-1972 (dealt to Dallas, who selected Tim Kearney).  
 Obtained T Roger Shoals from Detroit for LB Carl Cunningham.  
 Obtained QB John Stofa from Miami for 7th-1972 (Bill Adams).  
 Obtained DB Butch Byrd from Buffalo for 5th-1972 (Robert Penchion).  
 Obtained DB Leroy Mitchell from Houston for DB John Charles.  
 Obtained DB John Charles and 4th-1972 (Tom Graham) from Minnesota for WR Al Denson.  
 Obtained QB Don Horn and 1st-1972 (Riley Odoms) from Green Bay for DE Alden Roche and 1st-1972 (Willie Buchanan).  
 Obtained K Jim Turner from New York Jets for K Bobby Howfield.

### 1970

Obtained DB Cornell Gordon from New York Jets for DB Gus Hollomon.  
 Obtained TE Jim Whalen from Boston for TE Tom Beer.  
 Obtained DB Paul Martha from Pittsburgh for C Walter Highsmith and T Wallace Dickey.  
 Obtained RB Booker Edgerson from Buffalo for 5th-1972 (dealt to Houston and then Atlanta; Billy Taylor).  
 Obtained FB Willis Crenshaw from St. Louis for 3rd-1971 (Jim Livesay).  
 Obtained TE Billy Masters from Buffalo for 5th-1971 (Tim Beamer).  
 Obtained 8th-1971 (Tom Beard) from Houston for RB Tom Smiley.  
 Obtained 4th-1971 (Lyle Alzado) from Boston for K Charlie Gogolak.

### 1969

Obtained RB Tom Smiley from Cincinnati for WR Eric Crabtree.  
 Obtained T Walt Barnes from Kansas City for 8th-1970 (Fred Barry).

### 1968

Obtained a future draft choice from the N.Y. Jets for DB Nemiah Wilson, later cancelled when Wilson was cut by the Jets.  
 Obtained 4th-1969 (Mike Schnitker) from Kansas City for DT Curley Culp.  
 Obtained 3rd-1968 (Robert Vaughan) from Kansas City for DB Goldie Sellers.  
 Obtained 4th-1968 (Drake Garrett) from Kansas City for RB Wendell Hayes.  
 Obtained 6th-1969 (Wandy Williams) from Buffalo for RB Charlie Mitchell.

### 1967

Obtained QB Steve Tensi from San Diego for 1st-1968 (Russ Washington) and 1st-1969 (Marty Domres).  
 Obtained OG Dick Tyson, LB Ray Schmautz and DE Rich Jackson from Oakland for WR Lionel Taylor and C Jerry Sturm.  
 Obtained RB Cookie Gilchrist, QB George Wilson, OG Ernie Park and DE Earl Faison from Miami for DE Dan LaRose, LB Jerry Hopkins RB Abner Haynes, and 6th-1968 (Kim Hammond).  
 Obtained WR Bill Cronin from Miami for DT Ray Jacobs.  
 Obtained DT Dave Costa from Buffalo for 4th-1968 (Edgar Chandler).  
 Obtained DT Rex Mirich and 3rd-1967 (dealt to Buffalo, who selected Tom Rhoads) from Oakland for DB Willie Brown and QB Mickey Slaughter.

### 1966

Obtained 3rd-1967 (Mike Current) and 5th-1967 (Fran Lynch) from Miami for RB Cookie Gilchrist.  
 Obtained LB Archie Matsos from Oakland for RB Hewritt Dixon.

### 1965

Obtained RB Cookie Gilchrist from Buffalo for RB Billy Joe.  
 Obtained RB Abner Haynes from Kansas City for LB Jim Fraser.

### 1964

Obtained DT Stan Fanning and 6th-1964 (Al Denson) from Oakland for RB Gene Mingo.  
 Obtained QB Jacky Lee for two years use from Houston for 1st-1965 and DT Bud McFadin.  
 Obtained LB Marv Matuszak and DB Billy Atkins from Buffalo for C Walt Cudzik.

Obtained DT-K Dick Guesman, DE Ed Cooke, DT Charlie Janerette, OG Sid Fournet and LB Jim Price from New York Jets for DB Bob Zeman, LB Wahoo McDaniel, WR Gene Prebola and DT Gordy Holz.

### 1962

Obtained RB Bo Dickinson from Dallas for OB Carl Larpenster.  
 Obtained HB Bob Scarpitto, DB Bob Zeman and OE Luther Hayes from San Diego for cash.

### 1960

Obtained DB Goose Gonsoulin from Dallas for FB Jack Spikes.

## BRONCOS ALL-TIME ROSTER

List includes players who spent time on the active roster during the regular or postseason. **Current players in bold.**  
 † Indicates player was signed during 1987 strike, and played only during that three-game span as a replacement player)  
 \* Indicates information is incomplete; does not include starts for seasons prior to 1968

A									
No.	Name	Pos.	Hgt.	Wgt.	College	GP	GS	Years	
81	Bob Adams	TE	6-2	225	Pacific	2	0	1975	
12	<b>Charlie Adams</b>	<b>WR</b>	<b>6-2</b>	<b>190</b>	<b>Hofstra</b>	<b>4</b>	<b>0</b>	<b>2003</b>	
73	Scott Adams	T	6-6	315	Georgia	0	0	1997	
60	Kenneth M. Adamson	G	6-2	235	Notre Dame	32	N/A	1960-62	
57	Allen Aldridge	LB	6-1	245	Houston	64	45	1994-97	
68	Steve Alexakos	G	6-2	260	San Jose State	8	1	1970	
58	Elijah Alexander	LB	6-2	230	Kansas State	41	24	1993-95	
40	Jeff Alexander	RB	6-0	232	Southern	21	6	1989, 1992	
69	<b>P.J. Alexander</b>	<b>T</b>	<b>6-4</b>	<b>297</b>	<b>Syracuse</b>	<b>0</b>	<b>0</b>	<b>2003</b>	
80	Ray Alexander	WR	6-4	195	Florida A&M	8	0	1984	
25	Ted Alfien	RB	6-0	195	Springfield College	4	0	1969	
22	Elihu (Buddy) Allen	HB	5-11	193	Utah State	1	N/A	1961	
24	Donald R. Allen	FB	6-0	200	Texas	10	N/A	1960	
57	Ty Allert	LB	6-2	233	Texas	7	0	1990	
73	Henry Allison	T	6-3	255	San Diego State	3	0	1977	
62	Vaughn S. (Buddy) Alliston	LB	6-0	218	Mississippi	11	N/A	1960	
94	<b>Luis Almanzar</b>	<b>DT</b>	<b>6-3</b>	<b>295</b>	<b>Southwest Missouri State</b>	<b>0</b>	<b>0</b>	<b>2003</b>	
77	Lyle Alzado	DE	6-3	255	Yankton College	99	98	1971-78	
22	David R. Ames	HB	6-0	185	Richmond	7	N/A	1961	
38	<b>Mike Anderson</b>	<b>RB</b>	<b>6-0</b>	<b>230</b>	<b>Utah</b>	<b>59</b>	<b>36</b>	<b>2000-03</b>	
11	Robert Anderson	HB	6-0	208	Colorado	48	22	1970-73	
83	Willie "Flipper" Anderson	WR	6-0	175	UCLA	4	0	1997	
86	Mitch Andrews†	TE	6-2	239	Louisiana State	8	3	1987	
84	Lou Andrus	LB	6-6	230	Brigham Young	8	N/A	1967	
92	Lester Archambeau	DE	6-5	275	Stanford	3	0	2000	
83	Justin Armour	WR	6-4	210	Stanford	8	0	1998	
24	Otis Armstrong	RB	5-10	196	Purdue	96	58	1973-80	
65	LeFrancis Arnold	G/C	6-3	245	Oregon	2	0	1974	
73	Mike Askea	T	6-4	260	Stanford	4	0	1973	
28	Billy Atkins	DB	6-1	196	Auburn	3	N/A	1964	
74	Frank Atkinson	DE	6-3	240	Stanford	3	N/A	1964	
47	George Atkinson	S	6-0	180	Morris Brown	6	0	1979	
27	Steve Atwater	S	6-3	217	Arkansas	155	155	1989-98	
33	John Avery	RB	5-9	190	Mississippi	7	0	1999	
67	John Ayers	G	6-5	258	West Texas State	9	5	1987	
B									
56/65	Jay Bachman	C	6-3	250	Cincinnati	45	1	1968-71	
75	Bill Bain	T	6-4	279	Southern California	15	14	1976-1978	
74	Jerry Baker	T	6-2	297	Tulane	5	0	1983	
79	Chris Banks	G	6-1	300	Kansas	20	1	1998-99	
85	Mike Barber	TE	6-3	235	Louisiana Tech	10	1	1985	
62	Ernie Barnes	G	6-3	247	North Carolina Central	25	N/A	1963-64	
73	Walter Barnes	DE	6-3	245	Nebraska	19	0	1969-71	
86	Dean Barnett	TE	6-2	225	Nevada-Las Vegas	8	0	1983	
42	Odell Barry	HB	5-10	180	Findlay	26	N/A	1964-65	
52	James Barton	C	6-5	250	Marshall	28	N/A	1961-62	
54	Rick Baska	LB	6-3	225	UCLA	18	0	1976-77	
46	Norman Bass	DB	6-3	210	Pacific	1	0	1964	
64	Scott Beavers	G	6-4	277	Georgia Tech	2	0	1990	
85	Tom Beer	TE	6-4	235	Houston	37	*21	1967-69	
56	Dave Behrman	C	6-5	260	Michigan State	11	N/A	1967	
73	Kevin Belcher†	T	6-5	280	Wisconsin	1	1	1987	
20	Henry Bell	HB	5-10	210	No college	10	N/A	1960	
35	Ken Bell	RB/WR	5-10	190	Boston College	59	1	1986-89	
3	Scott Bentley	PK	6-0	203	Florida State	2	0	1997, 2000	
43	Frank Bernardi	DB	5-9	181	Colorado	6	N/A	1960	
74	Lee Bernet	T	6-2	250	Wisconsin	28	N/A	1965-66	
33	Rod Bernstine	RB	6-3	238	Texas A&M	21	21	1993-95	



# BRONCOS ALL-TIME ROSTER, CONT.

No.	Name	Pos.	Hgt.	Wgt.	College	GP	GS	Years
92	Bertrand Berry	DE	6-3	250	Notre Dame	46	19	2001-03
11	Steve Beuerlein	QB	6-3	220	Notre Dame	12	5	2001-03
54	Keith Bishop	C/G	6-3	260	Baylor	129	87	1980-89
24	Tony Boddie	RB	5-11	195	Montana State	6	0	1986-87
83	Melvin Bonner	WR	6-3	207	Baylor	4	0	1993
89	Gordon Bowdell	WR	6-2	203	Michigan State	2	0	1971
52	David Bowers	LB	6-2	255	Western Illinois	16	0	1999
65	Walt Bowyer	DE	6-4	254	Arizona State	61	17	1983-84, 87-88
77	Greg Boyd	DE	6-6	274	San Diego State	40	0	1980-82
52	Greg Bracelin	LB	6-1	214	California	12	0	1980
23	Ronnie Bradford	DB	5-10	188	Colorado	26	3	1993-95
24	Phil Brady	S	6-3	210	Brigham Young	4	0	1969
56	John Bramlett	LB	6-1	220	Memphis State	28	N/A	1965-66
42	Sam Brandon	S	6-2	200	Nevada-Las Vegas	32	12	2002-03
32	Melvin Bratton	RB	6-1	225	Miami (Fla.)	32	6	1989-90
34	Tyrone Braxton	DB	5-11	190	North Dakota State	165	132	1987-93, 95-99
19	Don Breaux	QB	6-1	205	McNeese State	9	N/A	1963
76	Bob Breitenstein	T	6-3	265	Tulsa	30	N/A	1965-67
26	Chris Brewer	RB	6-1	204	Arizona	13	0	1984
15	Marlin Briscoe	QB	5-11	178	Omaha	11	5	1968
6	Bubby Brister	QB	6-3	205	Northeast Louisiana	10	4	1997-99
71	Blake Brockermeyer	T	6-4	295	Texas	32	3	2002-03
36	John W. (Red) Brodnax	FB	6-0	208	Louisiana State	14	N/A	1960
11	Jeff Brohm	QB	6-1	205	Louisville	0	0	1999
56	Michael Brooks	LB	6-1	236	Louisiana State	89	64	1987-92
85	Robert Brooks	WR	6-0	173	South Carolina	4	0	2000
87	Boyd Brown	TE	6-4	222	Alcorn State	40	0	1974-76
89	Clay Brown	TE	6-3	223	Brigham Young	3	0	1983
73	Cyron Brown	DE	6-5	275	Western Illinois	11	0	1998-99
26	Eric Brown	S	6-0	210	Mississippi State	53	52	1998-2001
34/46	Hardy Brown	LB	6-0	193	Tulsa	13	N/A	1960
70	Jamie Brown	T	6-8	320	Florida A&M	29	4	1995-97
55	Ken Brown	LB	6-1	235	Virginia Tech	2	0	1995
55	Ken Brown	C	6-1	245	New Mexico	16	0	1979
82	Laron Brown†	WR	5-9	172	Texas	3	1	1987
24	Willie Brown	DB	6-1	195	Grambling	50	N/A	1963-66
64/68/72	Sam Brunelli	G	6-2	270	Colorado State	60	*32	1966-71
82	Larry Brunson	WR	5-11	180	Colorado	13	0	1980
64	Billy Bryan	C	6-2	251	Duke	153	151	1977-88
95	Steve Bryant†	DE/LB	6-2	256	Oklahoma	12	3	1987-88
27	Terrell Buckley	CB	5-9	176	Florida State	16	16	2000
80	Tom Buckman	TE	6-4	230	Texas A&M	7	1	1969
33	Fred Bukaty	FB	5-11	195	Kansas	14	N/A	1961
60	Joe Burch	C	6-2	280	Texas Southern	0	0	1994
21	Bobby Burnett	RB	6-3	210	Arkansas	3	0	1969
56/55	Keith Burns	LB	6-2	235	Oklahoma State	136	2	1994-98, 00-03
41	George Burrell	S	5-10	180	Pennsylvania	14	7	1969
58	Steve Busick	LB	6-4	227	Southern California	73	47	1981-85
21/22	Gerry Bussell	DB	6-0	190	Georgia Tech	6	N/A	1965
51	Bill Butler	LB	6-4	226	Cal State-Northridge	14	0	1970
28	Butler By'not'e	CB	5-9	190	Ohio State	9	0	1994
24	George (Butch) Byrd	DB	6-0	211	Boston University	14	0	1971
<b>C</b>								
59	Glenn Cadrez	LB	6-3	240	Houston	90	40	1995-2000
28	Scott Caldwell†	RB	5-10	196	Texas-Arlington	3	1	1987
79	Carter Campbell	DE	6-4	240	Weber State	14	2	1971
86	Jeff Campbell	WR	5-8	167	Colorado	16	1	1994
67	Mark Campbell	DT	6-1	290	Florida	0	0	1996
35	Larry Canada	FB	6-2	233	Wisconsin	48	0	1978-81
65	Cooper Carlisle	T	6-5	295	Florida	47	2	2000-03
40	Albert R. Carmichael	HB	6-1	200	Southern California	16	N/A	1960-61
40	Paul Carmichael	HB	6-0	200	El Camino J.C.	3	N/A	1965

No.	Name	Pos.	Hgt.	Wgt.	College	GP	GS	Years
86	Don Carothers	E	6-5	225	Bradley	3	N/A	1960
89	Kenneth L. Carpenter	E	6-0	195	Oregon State	6	N/A	1960
92	Alphonso Carreker	DE	6-6	268	Florida State	22	17	1989-91
29	Darren Carrington	CB	6-2	200	Northern Arizona	16	0	1989
89	Wayne Carswell	TE	6-3	260	Liberty	141	67	1994-2003
40	Dale Carter	CB	6-1	188	Tennessee	14	14	1999
68	Rubin Carter	DT	6-0	256	Miami (Fla.)	166	151	1975-86
37	Tony Carter	FB	6-0	235	Minnesota	16	6	2001
51	Tim Casey	LB	6-1	225	Oregon	2	0	1969
66	John Cash	E	6-3	240	Allen	28	N/A	1961-62
45	Tom Cassese	DB	6-1	198	C.W. Post	14	N/A	1967
28	Jeremiah Castille	CB	5-10	175	Alabama	27	15	1987-88
40	Grady Cavness	CB	5-11	187	Texas-El Paso	14	14	1969
86	Byron Chamberlain	TE	6-1	242	Wayne State (Neb.)	73	0	1995-2000
79	Barney Chavous	DE	6-3	252	South Carolina State	182	177	1973-85
15	Max Choboian	QB	6-4	215	Cal State-Northridge	14	N/A	1966
54	Patrick Chukwurah	LB	6-1	240	Wyoming	0	0	2003
78	Tom Cichowski	T	6-4	250	Maryland	13	0	1968-69
54	Ralph Cindrich	LB	6-1	228	Pittsburgh	1	0	1974
78	Brian Clark	T	6-6	260	Clemson	0	0	1982
47	Darius Clark	S	5-10	210	Duke	7	0	2000-01
43	Derrick Clark	RB	6-1	235	Evangel College	16	4	1994
88	Desmond Clark	TE	6-3	255	Wake Forest	41	6	1999-2001
20/27	Kevin Clark†	DB	5-10	185	San Jose State	26	3	1987-88, 90-91
73	Kelvin Clark	T	6-3	260	Nebraska	45	8	1979-81
15	Mike Clendenen†	K	5-11	191	Houston	3	0	1987
48	George Coghill	S	6-0	210	Wake Forest	54	5	1998-2001
26	Don Coffey	E	6-4	190	Memphis State	3	N/A	1963
84/81	Chris Cole	WR	6-0	195	Texas A&M	35	2	2000-03
46/21	KaRon Coleman	RB	5-7	198	Stephen F. Austin	15	0	2000-02
76	Steve Coleman	DE	6-5	252	Delaware State	2	0	1974
69	Tony Colorito	NT	6-5	260	Southern California	15	0	1986
59	Darren Comeaux	LB	6-1	227	Arizona State	60	0	1982-86
80	Ed Cooke	DE	6-4	250	Maryland	28	N/A	1964-65
81	Andre Cooper	WR	6-2	210	Florida State	10	1	1999-2000
63	Mark Cooper	G/T	6-5	270	Miami (Fla.)	53	12	1983-87
25	Kip Corrington	S	6-0	175	Texas A&M	32	1	1989-90
63	Dave Costa	DT	6-2	250	Utah	70	*56	1967-71
66	Bill Cottrell	G	6-4	255	Delaware Valley	11	0	1972
66/77	Larry Cox	DT	6-3	255	Abilene Christian	33	*0	1966-68
41	Eric Crabtree	FL	6-0	185	Pittsburgh	42	*14	1966-68
68	Gary Crane	LB	6-5	230	Arkansas State	6	0	1969
29	Aaron Craver	RB	5-11	217	Fresno State	31	27	1995-96
33	Willis Crenshaw	FB	6-2	230	Kansas State	12	12	1970
53/78	Ken Criter	LB	6-0	225	Wisconsin	75	1	1969-74
39	Ray Crockett	CB	5-10	184	Baylor	106	104	1994-2000
51	Mike Croel	LB	6-3	231	Nebraska	58	54	1991-94
54	Ed Cummings	LB	6-3	232	Stanford	14	N/A	1965
50	Carl Cunningham	LB	6-4	230	Houston	55	*42	1967-70
74	Mike Current	T	6-5	274	Ohio State	118	*105	1967-75
58	Scott Curtis	LB	6-1	230	New Hampshire	25	1	1989-90
<b>D</b>								
94	Lional Dalton	DT	6-1	309	Eastern Michigan	16	13	2002
5	Brad Daluiso	K	6-2	207	UCLA	16	0	1992
75	Eldon V. Danenhauer	T	6-5	245	Pittsburg State	79	N/A	1960-65
76	William A. Danenhauer	E	6-4	245	Emporia College	4	N/A	1960
51	Stan David†	LB	6-3	211	Texas Tech	0	0	1987
62	Jeff Davidson	G/T	6-5	309	Ohio State	44	30	1990-92
32	Dick Davis	RB	5-11	215	Nebraska	2	0	1970
96	Dorsett Davis	DT	6-5	305	Mississippi State	14	0	2002-03
25	Eric Davis	CB	5-11	185	Jacksonville State	16	0	2001
62	Jack Davis	T	6-2	235	Arizona	2	N/A	1960
78	Marvin Davis	DT	6-4	252	Wichita State	1	N/A	1966
30	Terrell Davis	RB	5-11	210	Georgia	78	77	1995-2002
33	Joe Dawkins	RB	6-0	223	Wisconsin	36	19	1971-73



# BRONCOS ALL-TIME ROSTER, CONT.

No.	Name	Pos.	Hgt.	Wgt.	College	GP	GS	Years
84	Albert E. Day	T	6-2	216	Eastern Michigan	14	N/A	1960
17	Steve DeBerg	QB	6-3	205	San Jose State	33	11	1981-83
39	Robert Delpino	RB	6-0	210	Missouri	16	3	1993
55	Rick Dennison	LB	6-3	220	Colorado State	128	52	1982-90
88	Al Denson	FL	6-2	208	Florida A&M	91	*34	1964-70
65	John Denvir	G	6-4	245	Colorado	11	N/A	1962
63	David Diaz-Infante	G/C	6-3	295	San Jose State	51	9	1996-98, 01
71	Wallace Dickey	T	6-3	260	Southwest Texas State	22	0	1968-69
35	Richard L. (Bo) Dickinson	FB	6-2	220	Southern Mississippi	20	N/A	1962-63
10	Doug (Bucky) Dilts	P	5-9	185	Georgia	30	0	1977-78
29	Charles Dimry	CB	6-0	176	Nevada-Las Vegas	44	18	1991-93
2	Joe DiVito	QB	6-2	205	Boston College	3	0	1968
30	Hewritt Dixon	FB/TE	6-1	230	Florida A&M	33	N/A	1963-65
31	Zachary Dixon	RB	6-0	203	Temple	5	0	1979
33	Dedrick Dodge	S	6-2	187	Florida State	16	1	1997
59	Kirk Dodge†	LB	6-1	231	Nevada-Las Vegas	3	1	1987
85	Chris Doering	WR	6-4	195	Florida	3	0	1999-2000
82	Jack Dolbin	WR	5-10	180	Wake Forest	62	32	1975-79
49	Matt Dominguez	TE/WR	6-2	219	Sam Houston State	12	0	2001
76	Tom Domres	DT	6-3	260	Wisconsin	16	8	1971-72
54	Mitch Donahue	LB	6-2	254	Wyoming	16	0	1993-94
33	Tony Dorsett	RB	5-11	192	Pittsburgh	16	13	1988-89
45	Gary Downs	RB	6-0	212	North Carolina State	2	0	1995
14	Richard A. (Skip) Doyle	HB	6-0	193	Ohio State	6	N/A	1960
99	Shane Dronett	DE	6-6	288	Texas	61	35	1992-95
76	Tom Drougas	T	6-4	257	Oregon	3	0	1974
34	Reuben Droughns	RB	5-11	207	Oregon	31	3	2002-03
97	Darren Drozdov	DT	6-3	281	Maryland	6	2	1993-94
32	Joe Dudek†	RB	6-0	200	Plymouth State	2	2	1987
4	Rick Duncan	K	6-0	208	Eastern Montana	2	0	1967
21	Myron Dupree	CB	5-11	180	North Carolina Central	16	0	1983
55	Pete Duranko	DE	6-2	250	Notre Dame	98	76	1967-74

## E

97	Nick Eason	DT	6-3	301	Clemson	0	0	(IR) 2003
24	Booker Edgerson	CB	5-10	183	Western Illinois	6	0	1970
85	Ron Egloff	TE	6-5	230	Wisconsin	93	25	1977-83
1	Jason Elam	K	5-11	200	Hawaii	172	0	1993-2003
62	Jim Elfrid	LB	N/A	N/A	Colorado State	0	0	1961
7	John Elway	QB	6-3	215	Stanford	234	231	1983-98
89	John Embree	WR	6-4	194	Compton J.C.	20	6	1969-70
14	George Hunter Enis	QB	6-2	195	Texas Christian	4	N/A	1962
88	Pat Epperson	E	6-3	225	Adams State	9	N/A	1960
53	Tom Erlandson	LB	6-3	235	Washington State	34	N/A	1962-65
16	Mike Ernst	QB	6-1	190	Cal State-Fullerton	1	0	1972
46	Terry Erwin	HB	6-0	190	Boston College	9	2	1968
40	Jay Dale Evans	HB	6-3	210	Kansas State	5	N/A	1961
88	Jerry Evans	TE	6-4	250	Toledo	44	15	1993-95
56	Larry Evans	LB	6-2	216	Mississippi College	101	41	1976-82
35	Blake Ezor	RB	5-9	181	Michigan State	9	0	1990

## F

86	Stan Fanning	DE	6-7	270	Idaho	7	N/A	1964
44	Miller Farr	DB	6-1	190	Wichita State	7	N/A	1965
63	Sean Farrell	G	6-3	260	Penn State	10	4	1990-91
68	Mario Fatafehi	DT	6-2	300	Kansas State	16	9	2003
25	Nick Ferguson	S	5-11	201	Georgia Tech	15	10	2003
85	Chafie Fields	WR	6-1	200	Penn State	0	0	2000
37	Steve Fitzhugh†	DB	5-11	188	Miami (Ohio)	3	1	1987
20	Billy Ray Fletcher	E	5-10	190	Memphis State	1	N/A	1966
73	Simon Fletcher	LB/DE	6-5	240	Houston	172	143	1985-95
61	Eric Floyd	OL	6-5	310	Auburn	1	0	1995
43	Steve Foley	DB	6-2	190	Tulane	150	135	1976-86

No.	Name	Pos.	Hgt.	Wgt.	College	GP	GS	Years
32	Garrett Ford	FB	6-2	230	West Virginia	14	3	1968
57	Fred Forsberg	LB	6-1	235	Washington	53	40	1968-73
72	George Foster	T	6-5	338	Georgia	1	0	2003
84	Jason Franci	E	6-1	210	Cal-Santa Barbara	10	N/A	1966
31	Mike Franckowiak	RB	6-3	220	Central Michigan	28	1	1975-76
51/55	Jim Fraser	LB/P	6-3	236	Wisconsin	42	N/A	1962-64
42	Al Frazier	HB	5-11	180	Florida A&M	31	N/A	1961-63
62	Mike Freeman	G	6-3	256	Arizona	26	9	1984-87
68	Russell Freeman	T	6-7	290	Georgia Tech	43	37	1992-94
12	Gus Frerotte	QB	6-3	230	Tulsa	14	7	2000-01
64	Lennie Friedman	G	6-3	285	Duke	33	22	1999-2002
24	Randy Fuller	CB	5-10	180	Tennessee State	10	1	1994
2	Will Furrer	QB	6-3	211	Virginia Tech	0	0	1994

## G

64	George Gaiser	T	6-4	255	Southern Methodist	10	7	1968
28	Bob Gaiters	HB	5-11	210	New Mexico State	6	N/A	1963
27	Ahmaad Galloway	RB	5-11	223	Alabama	0	0	(IR) 2003
99	David Galloway	DE	6-3	277	Florida	10	0	1990
82	David Gamble	WR	6-1	190	New Hampshire	2	0	1997
99	Daryl Gardener	DT	6-6	295	Baylor	5	2	2003
52	Dave Garnett	LB	6-2	216	Stanford	3	0	1995
66	Scott Garnett	NT	6-2	271	Washington	16	1	1984
23	Drake Garrett	DB	5-9	183	Michigan State	15	13	1968-70
22	Olandis Gary	RB	5-11	218	Georgia	35	15	1999-2002
61	Charles E. Gavin	DE	6-1	250	Tennessee State	47	N/A	1960-63
92	Ron Geater	NT	6-6	272	Iowa	3	0	1992
79	Jumpy Geathers	DT	6-7	283	Wichita State	16	0	1996-97
57	Bob Geddes	LB	6-2	240	UCLA	14	3	1972
40	Jack Gehrke	WR	6-0	178	Utah	14	10	1971
6	Ralph Giacommaro†	P	6-1	190	Penn State	3	0	1987
90	Freddie Gilbert	DE	6-4	275	Georgia	35	8	1986-88
2/30	Cookie Gilchrist	FB	6-3	251	No college	15	N/A	1965, 1967
17	Scotty Glacken	QB	6-0	190	Duke	10	N/A	1966-67
49	Glenn Glass	DB	6-1	205	Tennessee	6	N/A	1966
62	Tom Glassic	G	6-3	254	Virginia	105	93	1976-83
67	George Goeddeke	G	6-3	253	Notre Dame	66	*55	1967-72
52	Ian Gold	LB	6-0	223	Michigan	54	22	2000-03
23	Austin (Goose) Gonsoulin	DB	6-3	210	Baylor	94	N/A	1960-66
79	John Gonzaga	G	6-3	247	No college	11	N/A	1966
62	Brian Goodman	G	6-2	250	UCLA	0	0	1975
64	Harvey Goodman	G	6-4	260	Colorado	14	0	1976
28	Cornell Gordon	CB	6-0	187	North Carolina A&T	29	14	1970-72
21/23	Darrien Gordon	CB	5-11	184	Stanford	32	32	1997-98
83	Sam Graddy	WR	5-10	165	Tennessee	8	0	1987-88
52/53	Randy Gradishar	LB	6-3	233	Ohio State	145	134	1974-83
58/83	Tom Graham	LB	6-2	235	Oregon	33	23	1972-74
35	John Granby	S	6-1	200	Virginia Tech	4	0	1992
63	John Grant	DT/DE	6-3	241	Southern California	99	42	1973-79
95	Paul Grasmanis	DT	6-2	298	Notre Dame	5	0	1999
72	Marsharne Graves	T	6-3	268	Arizona	1	0	1984
28	Gaston Green	RB	5-10	189	UCLA	27	25	1991-92
87	Paul Green	TE	6-3	236	Southern California	0	0	1989
85	Willie Green	WR	6-4	195	Mississippi	32	2	1997-98
20	Charles Greer	DB	6-0	205	Colorado	88	85	1968-74
85	James D. Greer	E	6-3	215	Elizabeth City State	14	N/A	1960
14	Brian Griese	QB	6-3	215	Michigan	53	51	1998-2002
46	John Griffin	HB	6-1	190	Memphis State	26	N/A	1964-66
22	Quentin Griffin	RB	5-7	195	Oklahoma	10	1	2003
29	Howard Griffith	FB	6-0	240	Illinois	59	56	1997-2001
89	Bill Groman	HB/E	6-0	194	Heidelberg	14	N/A	1963
77	Dick Guesman	T/K	6-4	255	West Virginia	14	N/A	1964
37	Kevin Guidry	CB	6-0	176	Louisiana State	14	0	1988
53	Donald Gulseth	LB	6-1	240	North Dakota	5	N/A	1966
63	Melwood N. (Buzz) Guy	G	6-3	248	Duke	9	N/A	1961-62



# BRONCOS ALL-TIME ROSTER, CONT.

H								
No.	Name	Pos.	Hgt.	Wgt.	College	GP	GS	Years
75	Brian Habib	G	6-7	293	Washington	78	78	1993-97
48	Dale Hackbart	S	6-3	210	Wisconsin	3	2	1973
85	Joey Hackett	TE	6-5	267	Elon College	16	3	1986
84	Mike Haffner	E	6-2	200	UCLA	34	16	1968-70
54	Britt Hager	LB	6-1	225	Texas	18	5	1995-96
22	Steve Haggerty	DB	5-10	175	Colorado	1	0	1975
26	Chris Hale	DB	5-7	164	Southern California	0	0	1993
93	Ronnie Haliburton	LB	6-4	230	Louisiana State	13	0	1990-91
40	Darryl Hall	S	6-2	210	Washington	32	5	1993-94
69	Darrell Hamilton	T	6-5	298	North Carolina	21	10	1989-91
50	<b>Ben Hamilton</b>	<b>C</b>	<b>6-4</b>	<b>283</b>	<b>Minnesota</b>	<b>32</b>	<b>32</b>	<b>2001-03</b>
72	Wayne Hammond	DT	6-5	257	Montana State	5	0	1976
86	<b>Patrick Hape</b>	<b>TE/FB</b>	<b>6-4</b>	<b>262</b>	<b>Alabama</b>	<b>47</b>	<b>8</b>	<b>2001-03</b>
23	Billy Hardee	DB	6-0	184	Virginia Tech	2	0	1976
31	Mike Harden	CB/S	6-1	192	Michigan	128	98	1980-88
78	Archie Harris†	OL	6-6	270	William & Mary	3	0	1987
34	Raymont Harris	RB	6-0	226	Ohio State	3	0	2000
47	Tony Harris	WR	6-2	190	Toledo	0	0	1972
82	Dwight Harrison	WR	6-1	187	Texas A&I	12	6	1971-72
27	Maurice Harvey	DB	5-10	190	Ball State	31	3	1978-80
52	Richard Harvey	LB	6-1	235	Tulane	16	1	1994
96	Harald Hasselbach	DE	6-6	285	Washington	112	29	1994-2000
67	Johnny Ray Hatley	T	6-3	249	Sul Ross State	14	N/A	1960
37	Tim Hauck	S	5-10	187	Montana	32	0	1995-96
71	Arthur A. Hauser	T	6-0	237	Xavier	14	N/A	1961
29/33	Wendell Hayes	HB	6-1	220	Humboldt State	39	N/A	1965-67
82	Herb Haygood	WR	5-11	193	Michigan State	4	0	2002
28	Abner Haynes	HB	6-0	190	North Texas State	28	N/A	1965-66
36	Mark Haynes	CB	5-11	194	Colorado	52	27	1986-89
98	<b>Reggie Hayward</b>	<b>DE</b>	<b>6-5</b>	<b>270</b>	<b>Iowa State</b>	<b>31</b>	<b>4</b>	<b>2001-03</b>
23	Alfred Haywood	RB	5-11	215	Bethune-Cookman	2	0	1975
22	Vaughn Hebron	RB	5-8	195	Virginia Tech	47	1	1996-98
24	Wymon Henderson	CB	5-10	190	Nevada-Las Vegas	62	56	1989-92
86	Jerry Hendren	WR	6-2	187	Idaho	10	0	1970
68	Brad Henke	DE/NT	6-3	275	Arizona	2	0	1989
89	Gary Henson	E	6-3	200	Colorado	1	N/A	1964
43	Lonnie Hepburn	CB	5-11	180	Texas Southern	14	4	1974
31	<b>Kelly Herndon</b>	<b>CB</b>	<b>5-10</b>	<b>180</b>	<b>Toledo</b>	<b>29</b>	<b>11</b>	<b>2002-03</b>
79	Steve Herndon	G	6-4	292	Georgia	22	12	2001-03
16	George W. Herring	QB/P	6-2	200	Southern Mississippi	28	N/A	1960-61
10	Mark Herrmann	QB	6-4	200	Purdue	2	1	1981-82
50	Jon Hesse	LB	6-3	258	Nebraska	0	0	1997
31	Bo Hickey	FB	5-11	230	Maryland	12	N/A	1967
28	Clifford Hicks	CB	5-9	190	Oregon	6	0	1995
56/65	Walter Highsmith	C	6-3	247	Florida A&M	23	1	1968-69
84	Jack Hill	HB	6-1	185	Utah State	14	N/A	1961
21	Randy Hilliard	CB	5-11	165	Northwestern (La.) State	54	7	1994-97
23	George Hoey	DB	5-10	174	Michigan	1	0	1975
87	John Hoffman	DE	6-7	260	Hawaii	2	1	1972
64	John Hohman	G	6-1	245	Wisconsin	24	N/A	1965-66
90	<b>Darius Holland</b>	<b>DT</b>	<b>6-5</b>	<b>330</b>	<b>Colorado</b>	<b>16</b>	<b>14</b>	<b>2003</b>
73	Shawn Hollingsworth	T	6-2	260	Angelo State	5	0	1983
34	Gus Hollomon	DB	6-3	195	Houston	27	9	1968-69
90	Ron Holmes	DE	6-4	261	Washington	52	32	1989-92
73/74	Gordon (Gordy) Holz	DT	6-4	260	Minnesota	56	N/A	1960-63
74/78	Winford Hood	G/T	6-3	262	Georgia	47	9	1984-88
50	Jerry Hopkins	LB	6-2	235	Texas A&M	49	N/A	1963-66
2	Mike Horan	P	5-11	192	Long Beach State	86	0	1986-92
13	Don Horn	QB	6-2	195	San Diego State	11	9	1971-72
60	Paul Howard	G	6-3	260	Brigham Young	187	147	1973-86
3	Bobby Howfield	K	5-9	180	No college	40	0	1968-70

No.	Name	Pos.	Hgt.	Wgt.	College	GP	GS	Years
57	John Huard	LB	6-0	228	Maine	42	*28	1967-69
53	Robert Hudson	LB	6-4	225	Clemson	16	N/A	1960-61
14/16	John Hufnagel	QB	6-1	194	Penn State	9	1	1973-75
20	Delvin Hughley	CB	5-10	202	Jacksonville State	0	0	2001
26	Bobby Humphrey	RB	6-1	201	Alabama	35	26	1989-91
2	Bob Humphreys	K	6-1	240	Wichita State	10	0	1967-68
79	Stefan Humphries	G	6-3	265	Michigan	8	8	1987-88
98	Ricky Hunley	LB	6-2	242	Arizona	52	29	1984-87
25	Daniel Hunter	CB	5-11	178	Henderson State	26	0	1985-86
8	Todd Husak	QB	6-3	216	Stanford	0	0	2001
65/67	Glenn Hyde	G/T	6-3	253	Pittsburgh	99	11	1976-81, 84-85
I								
73	Martin Imhof	DE	6-6	255	San Diego State	1	0	1976
62	Jerry Inman	DT	6-2	256	Oregon	82	*19	1966-73
J								
29	Bernard Jackson	DB	6-0	178	Washington State	46	43	1977-80
17	<b>Jarious Jackson</b>	<b>QB</b>	<b>6-0</b>	<b>228</b>	<b>Notre Dame</b>	<b>5</b>	<b>1</b>	<b>2000-03</b>
68	Larron Jackson	G	6-3	270	Missouri	54	46	1971-74
78	Larry Jackson	DE	6-3	262	Texas A&M	0	0	1995
80	Mark Jackson	WR	5-9	180	Purdue	100	68	1986-92
14	<b>Nate Jackson</b>	<b>WR</b>	<b>6-3</b>	<b>223</b>	<b>Menlo College</b>	<b>1</b>	<b>0</b>	<b>2003</b>
87	Richard Jackson	DE	6-3	255	Southern	67	*52	1967-72
25/28	Roger Jackson	DB	6-0	186	Bethune-Cookman	53	6	1982-85, 87
57	Tom Jackson	LB	5-11	220	Louisville	191	177	1973-86
52	Frank Jackunas	C	6-3	225	Detroit Mercy	0	0	1963
50	Ray Jacobs	LB	6-2	244	North Carolina	31	0	1994-95
83	Ray Jacobs	DT	6-3	285	Howard Payne	46	N/A	1963-66
20	Tory James	CB	6-1	195	Louisiana State	48	6	1996-99
70	Charlie Janerette	DT	6-3	265	Penn State	28	N/A	1964-65
26	Tom Janik	DB/P	6-3	190	Texas A&I	23	N/A	1963-64
43	Pete Jaquess	DB	6-0	185	Eastern New Mexico	36	*13	1967-70
81/82	Patrick Jeffers	WR	6-3	218	Virginia	14	0	1996-97
32	Billy Jenkins	S	5-10	205	Howard	22	16	2000-01
30	Jim Jensen	RB	6-3	230	Iowa	41	20	1977-80
81	William Jessup	E	6-1	195	Southern California	9	N/A	1960
51	Eugene Jeter	LB	6-3	235	Arkansas AM&N	30	N/A	1965-67
3	William (Billy) Joe	FB	6-2	235	Villanova	28	N/A	1963-64
86	Barry Johnson	WR	6-2	197	Maryland	4	0	1991
86	Butch Johnson	WR	6-1	187	Cal-Riverside	32	17	1984-85
12	Charley Johnson	QB	6-1	200	New Mexico State	54	41	1972-75
66	Chuck Johnson	T	6-5	275	Texas	16	0	1992-93
25	Darius Johnson	CB/S	5-9	185	Oklahoma	61	4	1996-99
21	Earl Johnson†	DB	6-0	195	South Carolina	3	3	1987
87	Jason Johnson	WR	5-10	178	Illinois State	8	0	1988
90	Jerry Johnson	DT	6-0	290	Florida State	9	0	2000-01
39	<b>Kyle Johnson</b>	<b>RB</b>	<b>6-0</b>	<b>242</b>	<b>Syracuse</b>	<b>0</b>	<b>0</b>	<b>2002</b>
89	Reggie Johnson	TE	6-2	256	Florida State	44	22	1991-93
82	Vance Johnson	WR	5-11	185	Arizona	128	80	1985-93, 95
95	Tim Joiner†	LB	6-4	235	Louisiana State	3	3	1987
26	Calvin Jones	CB	5-7	170	Washington	46	44	1973-76
53	Danté Jones	LB	6-1	235	Oklahoma	5	5	1995
69	David Jones†	OL	6-3	262	Texas	3	1	1987
20	Daryll Jones†	DE	6-0	190	Georgia	1	1	1987
72	Ernest Jones	DB	6-2	263	Oregon	8	0	1996-98
35	Henry Jones	RB	6-2	235	Grambling	2	0	1969
93	James Jones	DT	6-2	290	Northern Iowa	16	16	1995
80	Jim Jones	WR	6-3	195	Wisconsin	13	0	1968
60	K.C. Jones	C	6-1	275	Miami (Fla.)	16	0	1997-2000
32	Leonard Jones†	DB	6-2	185	Texas State	2	0	1987
31	Rondell Jones	S	6-2	210	North Carolina	62	3	1993-96
75	Rulon Jones	DE	6-6	260	Utah State	129	100	1980-88
77	Tony Jones	T	6-5	290	Western Carolina	60	60	1997-2000
31	Victor Jones	RB	5-8	212	Louisiana State	16	1	1992
54/85	Larry Jordan	E/LB	6-6	230	Youngstown State	10	N/A	1962, 1964



# BRONCOS ALL-TIME ROSTER, CONT.

No.	Name	Pos.	Hgt.	Wgt.	College	GP	GS	Years
83	Donald G. Joyce	E	6-3	253	Tulane	6	N/A	1962
99	Seth Joyner	LB	6-2	245	Texas-El Paso	16	1	1998
66	Jim Juriga	T/G	6-6	269	Illinois	32	31	1986-90
<b>K</b>								
55	John Kacherski	LB	6-2	240	Ohio State	7	0	1992
59	Larry Kaminski	C	6-2	245	Purdue	96	*54	1966-73
72	Bob Kampa	DT	6-4	252	California	4	1	1974
13	<b>Danny Kanell</b>	<b>QB</b>	<b>6-3</b>	<b>218</b>	<b>Florida State</b>	<b>5</b>	<b>2</b>	<b>2003</b>
12	Ken Karcher	QB	6-3	205	Tulane	4	3	1987-88
3	Rich Karlis	K	6-0	180	Cincinnati	101	0	1982-88
72	Keith Kartz	C/T	6-4	270	California	100	89	1987-94
82	Kevin Kasper	WR	6-0	193	Iowa	14	4	2001-02
88	Clarence Kay	TE	6-2	237	Georgia	135	126	1984-92
61	Bill Keating	DT	6-2	242	Michigan	20	N/A	1966-67
32	Mike Kellogg	FB	6-0	230	Santa Clara	10	N/A	1966-67
86/87	Pat Kelly	TE	6-6	252	Syracuse	32	1	1988-89
28	<b>Kenoy Kennedy</b>	<b>S</b>	<b>6-1</b>	<b>215</b>	<b>Arkansas</b>	<b>57</b>	<b>43</b>	<b>2000-03</b>
85	Eddie Kennison	WR	6-0	195	Louisiana State	8	6	2001
68	Crawford Ker	G	6-3	288	Florida	12	10	1991
32	Jon Keyworth	RB	6-3	230	Colorado	95	69	1974-80
33	Jim Kiick	RB	5-11	214	Wyoming	17	0	1976-77
80/82	Tony Kimbrough	WR	6-2	192	Jackson State	27	0	1993-94
81	Todd Kinchen	WR	5-11	187	Louisiana State	7	0	1996
70	Donald W. King	E	6-3	260	Kentucky	14	N/A	1960
84	Vince Kinney	WR	6-2	190	Maryland	23	0	1978-79
97	Bruce Klostermann	LB	6-4	230	South Dakota State	37	5	1986-89
16	Jeff Knapple	QB	6-2	200	Northern Colorado	2	0	1980
99	Shawn Knight	NT	6-6	290	Brigham Young	14	0	1988
4	<b>Micah Knorr</b>	<b>P/K</b>	<b>6-2</b>	<b>199</b>	<b>Utah State</b>	<b>24</b>	<b>0</b>	<b>2002-03</b>
56	Mike Knox†	LB	6-2	240	Nebraska	3	0	1987
73	Robert E. Konovsky	E	6-2	246	Wisconsin	13	N/A	1961
71	Greg Kragen	NT	6-3	263	Utah State	136	116	1985-93
86	Jim Krieg	WR	5-9	172	Washington	6	0	1972
12	Gary Kroner	K	6-1	200	Wisconsin	31	N/A	1965-67
52	Ray Kubala	C	6-5	265	Texas A&M	41	N/A	1964-67
8	Gary Kubiak	QB	6-0	192	Texas A&M	119	5	1983-91
52	Frank W. Kuchta	C	6-2	225	Notre Dame	12	N/A	1960
22	Aaron Kyle	DB	5-11	185	Wyoming	35	34	1980-82
<b>L</b>								
40	Ron Lamb	FB	6-2	225	South Carolina	3	3	1968
51/76	Gordon Lambert	LB	6-5	245	Tennessee-Martin	14	0	1968-69
50	Pat Lamberti, Jr.	LB	6-2	225	Richmond	7	N/A	1961
33	Gene Lang	RB	5-10	196	Louisiana State	55	10	1984-87
21	Le-Lo Lang	CB	5-11	185	Washington	54	1	1990-93
67/76	Ken Lanier	T	6-3	281	Florida State	177	165	1981-92, 94
80	Dan LaRose	DE	6-5	250	Missouri	11	N/A	1966
77	Carl James Larpenster	G	6-4	235	Texas	28	N/A	1960-61
87	Bill Larson	TE	6-4	225	Colorado State	2	0	1980
45	Bill Laskey	LB	6-3	235	Michigan	25	21	1973-74
73	Isaac T. Lassiter	E	6-5	270	St. Augustine	23	N/A	1962-64
75	Kit Lathrop	DE	6-5	255	Arizona State	9	0	1979
72	Don Latimer	DT	6-3	259	Miami (Fla.)	80	8	1978-83
48/83	<b>Mike Leach</b>	<b>TE/LS</b>	<b>6-2</b>	<b>245</b>	<b>William &amp; Mary</b>	<b>24</b>	<b>0</b>	<b>2002-03</b>
10	Jim Leclair	QB	6-1	200	C.W. Post	8	*2	1967-68
53	Roger LeClerc	C	6-3	235	Trinity (Conn.)	8	N/A	1967
15	Jacky Lee	QB	6-1	189	Cincinnati	18	N/A	1964-65
68	Larry Lee	C/G	6-2	265	UCLA	13	5	1987-88
81	Max Leetzow	DE	6-4	240	Idaho	28	N/A	1965-66
85	<b>Ashley Lelie</b>	<b>WR</b>	<b>6-3</b>	<b>200</b>	<b>Hawaii</b>	<b>32</b>	<b>11</b>	<b>2002-03</b>
54	Mike Lemon	LB	6-2	218	Kansas	1	0	1975

No.	Name	Pos.	Hgt.	Wgt.	College	GP	GS	Years
28	Jack Lentz	S	6-0	190	Holy Cross	26	*7	1967-68
78	<b>Matt Lepsis</b>	<b>T</b>	<b>6-4</b>	<b>290</b>	<b>Colorado</b>	<b>96</b>	<b>79</b>	<b>1997-2003</b>
26	Darrell Lester	FB	6-2	228	McNeese State	23	N/A	1965-66
94	Leon Lett	DE	6-6	290	Emporia State	12	0	2001
20/41	Greg Lewis	RB	5-10	214	Washington	32	5	1991-92
48	Herman Lewis	E	6-2	188	Virginia Union	0	0	1968
8	Jeff Lewis	QB	6-2	211	Northern Arizona	5	0	1996-98
22	Tony Lilly	S	6-0	199	Florida	58	15	1984-87
33	Hub Lindsey	HB	5-11	196	Wyoming	3	0	1968
2	Steve Lindsey	K	6-1	185	Mississippi	6	0	2000
14	Pete Liske	QB	6-3	200	Penn State	18	11	1969-70
44	Floyd Little	HB	5-10	196	Syracuse	117	*93	1967-75
74	Bill Lobenstein†	DL	6-3	261	Wisconsin-Whitewater	3	0	1987
89	Kerry Locklin†	TE	6-3	230	New Mexico State	3	0	1987
97	Mike Lodish	DT	6-3	275	UCLA	92	19	1995-2000
89	Dave Logan	WR	6-4	219	Colorado	4	0	1984
31	Derek Loville	RB	5-10	203	Oregon	42	0	1997-99
58/59	Tim Lucas	LB	6-3	230	California	75	11	1987-93
21	Tommy Luke	LB	6-0	190	Mississippi	7	1	1968
22	Fran Lynch	HB	6-1	205	Hofstra	99	*14	1967-76
37	Anthony Lynn	RB	6-3	230	Texas Tech	61	0	1993, 1997-99
61	Tom Lyons	G	6-2	230	Georgia	73	62	1971-76
41	Rob Lytle	TE/RB	5-11	195	Michigan	87	23	1977-83
<b>M</b>								
52	Dan MacDonald†	LB	6-2	230	Idaho State	3	0	1987
8	Tommy Maddox	QB	6-4	205	UCLA	29	4	1992-93
82	<b>Adrian Madise</b>	<b>WR</b>	<b>5-11</b>	<b>215</b>	<b>Texas Christian</b>	<b>11</b>	<b>0</b>	<b>2003</b>
78	Don Maggs	G/T	6-5	290	Tulane	16	3	1993-94
33	Ernest G. (Pete) Mangum	LB	6-0	219	Mississippi	14	N/A	1960
83	Wade Manning	WR	5-11	190	Ohio State	25	0	1981-82
66/69	Brisen Manor	DE	6-4	247	Arkansas	107	34	1977-84
50	Bobby Maples	C	6-3	250	Baylor	98	61	1972-78
86	Arthur Marshall	WR	5-11	175	Georgia	32	10	1992-93
43	Charles E. Marshall	HB	6-0	180	Oregon State	5	N/A	1962
29	Warren Marshall	RB	6-0	218	James Madison	1	0	1987
47	Paul Martha	S	6-0	187	Pittsburgh	13	12	1970
83/85	Rick Massie	WR	6-1	190	Kentucky	13	4	1987-88
81	Billy Masters	TE	6-5	240	Louisiana State	66	29	1970-74
73	Pat Matson	G	6-1	245	Oregon	28	N/A	1966-67
55	Archie Matsos	LB	6-0	217	Michigan State	9	N/A	1966
76/77	Jack Mattox	T	6-4	240	Fresno State	8	N/A	1961-62
55	Marv Matuszak	LB	6-3	232	Tulsa	14	N/A	1964
74	Andy Maurer	T	6-3	265	Oregon	13	13	1977
14	Dean May†	QB	6-5	220	Louisville	3	0	1987
56	Ray May	LB	6-1	230	Southern California	33	30	1973-75
87	Ed McCaffrey	WR	6-5	215	Stanford	120	104	1995-2003
40	Brendan McCarthy	FB	6-3	220	Boston College	8	5	1968-69
10/11	John McCormick	QB	6-1	208	Massachusetts	38	N/A	1963-66, 68
96	Jake McCullough	DE	6-5	270	Clemson	16	0	1989-90
67	Robert V. McCullough	G	6-2	245	Colorado	56	N/A	1962-65
33	Lawrence McCutcheon	RB	6-1	205	Colorado State	6	0	1980
54	Ed (Wahoo) McDaniel	LB	6-1	235	Oklahoma	42	N/A	1961-63
82	Orlando McDaniel	WR	6-0	180	Louisiana State	3	0	1982
68	Reggie McElroy	G/T	6-6	290	West Texas State	23	0	1995-96
64	Lewis B. (Bud) McFadin	DT	6-3	260	Texas	56	N/A	1960-63
47	John McGeever	DB	6-1	195	Auburn	55	N/A	1962-65
85	Phil McGeoghan	WR	6-2	224	Maine	2	0	2001
91	Chester McGlockton	DT	6-4	334	Clemson	32	31	2001-02
89	Keli McGregor	TE	6-6	250	Colorado State	2	0	1985
83	Travis McGriff	WR	5-8	185	Florida	34	0	1999-2001
16	Monte McGuire†	QB	6-4	202	Texas Tech	2	0	1987
58	Bill McKoy	LB	6-3	235	Purdue	30	9	1970-72
26	Tim McKyer	CB	6-0	178	Texas-Arlington	16	1	1997
68	Ron McLean†	DL	6-3	270	Cal State Fullerton	3	0	1987



# BRONCOS ALL-TIME ROSTER, CONT.

No.	Name	Pos.	Hgt.	Wgt.	College	GP	GS	Years
45	James R. McMillin	DB	6-0	190	Colorado State	47	N/A	1960-62, 64-65
41	Robert McNamara	HB	6-0	190	Minnesota	14	N/A	1960-61
91	<b>Bryant McNeal</b>	<b>DE</b>	<b>6-4</b>	<b>248</b>	<b>Clemson</b>	<b>0</b>	<b>0</b>	<b>(IR) 2003</b>
47	Ryan McNeil	CB	6-2	210	Miami (Fla.)	4	0	2003
77/97	Karl Mecklenburg	LB/DE	6-3	240	Minnesota	180	141	1983-94
61	Bob Meeks	C	6-2	279	Auburn	8	0	1992-94
64	Jon Melander	G	6-7	280	Minnesota	29	22	1993-94
63	Richard Mercier	G	6-3	299	Miami (Fla.)	0	0	2000
59	Mark Merrill	LB	6-4	237	Minnesota	17	0	1981-82
46/87	Bobby Micho	RB/TE	6-3	236	Texas	20	3	1986-87
23	<b>Willie Middlebrooks</b>	<b>CB</b>	<b>6-1</b>	<b>200</b>	<b>Minnesota</b>	<b>39</b>	<b>0</b>	<b>2001-03</b>
22	Glyn Milburn	RB	5-8	177	Stanford	48	6	1993-95
17	Hugh Millen	QB	6-5	216	Washington	8	2	1994-95
83	Anthony Miller	WR	5-11	190	Tennessee	46	45	1994-96
82	Billy Miller	WR	6-3	230	Southern California	22	0	1999-2000
12	Chris Miller	QB	6-2	204	Oregon	3	3	1999
52	Jeff Mills	LB	6-3	244	Nebraska	41	3	1990-93
21	Eugene Mingo	HB/K	6-2	216	No college	59	N/A	1960-64
71	Claudie Minor	T	6-4	280	San Diego State	125	123	1974-82
20	Tommy Earl Minter	HB	5-10	178	Baylor	7	N/A	1962
67	Dean Miraldi	T	6-5	266	Utah	10	0	1985
75	Rex Mirich	DE	6-4	250	Northern Arizona	34	*12	1967-69
49	Alvin Mitchell	S/WR	6-3	195	Morgan State	2	0	1970
27	Charley Mitchell	HB	5-11	185	Washington	56	N/A	1963-67
95	<b>Clint Mitchell</b>	<b>DE</b>	<b>6-6</b>	<b>257</b>	<b>Florida</b>	<b>0</b>	<b>0</b>	<b>(IR) 2003</b>
41	Leroy Mitchell	CB	6-1	190	Texas Southern	40	40	1971-73
51	<b>John Mobley</b>	<b>LB</b>	<b>6-1</b>	<b>236</b>	<b>Kutztown</b>	<b>105</b>	<b>102</b>	<b>1996-2003</b>
89	Orson Mobley	TE	6-5	256	Salem College (W.V.)	62	33	1986-90
22	Alton Montgomery	S/CB	6-0	200	Houston	43	5	1990-92
81/83	Scottie Montgomery	WR	6-1	195	Duke	4	0	2000-02
78	Marv Montgomery	T	6-6	255	Southern California	57	25	1971-76
21	Randy Montgomery	CB	5-11	182	Weber State	26	10	1971-73
52	Mike Montler	C	6-5	254	Colorado	14	14	1977
48	Alex Moore	HB	6-0	195	Norfolk State	3	0	1968
87	Bob Moore	TE	6-3	220	Stanford	8	2	1978
23	Jason Moore	S	5-10	191	San Diego State	6	0	1999
78	Leroy Moore	DE	6-2	240	Fort Valley State	26	N/A	1964-65
69	Mookie Moore	G	6-2	318	Troy State	0	0	2001-02
76	Randy Moore	DT	6-2	241	Arizona State	8	0	1976
12	Shawn Moore	QB	6-2	213	Virginia	3	0	1991-93
86	Emery Moorehead	WR/RB	6-2	218	Colorado	16	0	1980
7	Craig Morton	QB	6-4	214	California	72	64	1977-82
25	Haven Moses	WR	6-2	208	San Diego State	140	127	1972-81
85	John Mosier	TE	6-3	220	Kansas	11	1	1971
86	Bobby Moten	TE	6-4	212	Bishop College	3	0	1968
51	Marc Munford	LB	6-2	231	Nebraska	48	16	1987-90
57	Mark Murray	LB	6-2	240	Florida	6	0	1991
14	Bill Musgrave	QB	6-3	215	Oregon	9	1	1995-96
29	Wilbur Myers	S	5-11	195	Delta State	16	0	1983
39	Jesse Myles	RB	5-10	210	Louisiana State	22	0	1983-84
54	Chip Myrtle	LB	6-2	225	Maryland	81	*40	1967-72
<b>N</b>								
58	Rob Nairne	LB	6-4	223	Oregon State	55	21	1977-80
66	<b>Tom Nalen</b>	<b>C</b>	<b>6-3</b>	<b>286</b>	<b>Boston College</b>	<b>141</b>	<b>135</b>	<b>1994-2003</b>
82	Marcus Nash	WR	6-3	195	Tennessee	10	1	1998-99
84	Ricky Nattiel	WR	5-9	180	Florida	70	17	1987-92
6	Joe Nedney	K	6-4	215	San Jose State	3	0	2000
62	<b>Dan Neil</b>	<b>G</b>	<b>6-2</b>	<b>285</b>	<b>Texas</b>	<b>95</b>	<b>92</b>	<b>1997-2003</b>
80	Ron Nery	E	6-6	247	Wisconsin	4	N/A	1963
76	Tom Neville	T	6-4	260	Mississippi State	16	15	1978
51	Lee (Mike) Nichols	C	6-3	225	Arkansas A&M	28	N/A	1960-61

No.	Name	Pos.	Hgt.	Wgt.	College	GP	GS	Years
43	John Nocera	LB	6-1	220	Iowa	9	N/A	1963
68	Tom Nomina	T	6-3	260	Miami (Ohio)	37	N/A	1963-65
38	Ben Norman	RB	6-1	212	Colorado State	3	0	1980
1/4	Chris Norman	P	6-2	198	South Carolina	38	0	1984-86
15	Philip H. Nugent	HB	6-2	195	Tulane	12	N/A	1961
<b>O</b>								
27	Tom Oberg	S	6-0	185	Portland State	16	13	1968-69
88	Riley Odoms	TE	6-4	230	Houston	153	134	1972-83
42	Muhammad Oliver	DB	5-11	179	Oregon	3	0	1992
58	Phil Olsen	C	6-5	265	Utah State	27	5	1975-76
76	Harold Olson	T	6-2	255	Clemson	28	N/A	1963-64
0	John Olszewski	FB	5-11	200	California	12	N/A	1962
66	Jim O'Malley	LB	6-1	229	Notre Dame	40	5	1973-75
24	Deltha O'Neal	CB	5-10	196	California	61	36	2000-03
91	Willie Oshodin	DE	6-4	265	Villanova	30	5	1993-95
<b>P</b>								
23	Chris Pane	DB	5-11	184	Chico State	36	1	1976-79
56	Don Parish	LB	6-1	220	Stanford	1	1	1972
60	Ernie Park	G	6-3	253	McMurray College	14	N/A	1967
60	Charlie Parker	G	6-1	245	Southern Mississippi	14	N/A	1965
1	Daren Parker	P	6-0	185	South Carolina	3	0	1992
74	Scott Parrish	T	6-6	265	Utah State	0	0	1976
24	Rick Parros	RB	5-11	200	Utah State	46	32	1980-84
12	Al Pastrana	QB	6-1	190	Maryland	7	3	1969-70
28	Tito Paul	CB	6-0	195	Ohio State	16	0	1998
88	Russell Payne†	TE	6-1	240	Appalachian State	1	0	1987
71	Jack Peavey†	OL	6-2	260	Troy State	3	1	1987
12	Craig Penrose	QB	6-3	211	San Diego State	18	4	1976-79
71	James W. Perkins	T	6-2	250	Colorado	42	N/A	1962-64
33/35	Lonnie Perrin	RB	6-1	222	Illinois	44	5	1976-78
60	Gerald Perry	G/T	6-6	300	Southern	40	29	1988-90
95	Michael Dean Perry	DT	6-1	285	Clemson	38	37	1995-97
33	Robert Perryman	FB	6-1	233	Michigan	19	8	1991-92
77	Anton Peters	T	6-4	245	Florida	10	N/A	1963
26	Lyle Pickens†	DB	5-10	175	Colorado	1	0	1987
58	<b>Terry Pierce</b>	<b>LB</b>	<b>6-1</b>	<b>251</b>	<b>Kansas State</b>	<b>3</b>	<b>0</b>	<b>2003</b>
74	Evan Pilgrim	OL	6-4	304	Brigham Young	0	0	1999
95	Kavika Pittman	DE	6-6	273	McNeese State	45	44	2000-02
48	John Pitts	S	6-4	218	Arizona State	22	4	1973-75
82	Dave Pivec	TE	6-3	230	Notre Dame	14	5	1969
38	Bruce Plummer	DB	6-0	197	Mississippi State	26	0	1987-88, 90
16	<b>Jake Plummer</b>	<b>QB</b>	<b>6-2</b>	<b>212</b>	<b>Arizona State</b>	<b>11</b>	<b>11</b>	<b>2003</b>
22	Bobby Ply	DB	6-1	190	Baylor	1	N/A	1967
21	Randy Polt	DB	6-3	190	Stanford	29	2	1975-77
47	David Pool	DB	5-9	182	Carson-Newman	0	0	1993
81	Keith Poole	WR	6-0	188	Arizona State	6	3	2001
34	Nathan Poole	RB	5-9	210	Louisville	30	13	1982-83, 85, 87
37	Tyrone Poole	CB	5-8	188	Fort Valley State	16	4	2002
75	<b>Monsanto Pope</b>	<b>DT</b>	<b>6-3</b>	<b>300</b>	<b>Virginia</b>	<b>30</b>	<b>6</b>	<b>2002-03</b>
31	Kerry Porter	RB	6-1	215	Washington State	13	3	1990
26	Clinton Portis	RB	5-11	205	Miami (Fla.)	29	25	2002-03
23	Dickie Post	RB	5-9	190	Houston	6	1	1971
31	Darryl Pounds	CB	5-10	185	Nicholls State	9	0	2000
91	Warren Powers	DE	6-6	287	Maryland	44	28	1989-91
88	Eugene Prebola	E	6-3	225	Boston University	42	N/A	1961-63
23	Steve Preece	S	6-1	195	Oregon State	13	9	1972
46	Dave Preston	HB	5-10	185	Bowling Green	76	37	1978-83
11	Luke Prestridge	P	6-4	235	Baylor	73	0	1979-83
56	James Price	LB	6-2	225	Auburn	6	N/A	1964
25	Errol Prisby	DB	5-10	184	Cincinnati	5	N/A	1967
81	Mike Pritchard	WR	5-10	188	Colorado	18	13	1994-95
93	<b>Trevor Pryce</b>	<b>DT</b>	<b>6-5</b>	<b>295</b>	<b>Clemson</b>	<b>103</b>	<b>97</b>	<b>1997-2003</b>
88	<b>Jeb Putzier</b>	<b>TE</b>	<b>6-4</b>	<b>256</b>	<b>Boise State</b>	<b>7</b>	<b>1</b>	<b>2002-03</b>
83	John J. Pyeatt	HB	6-3	204	No college	17	N/A	1960-61



# BRONCOS ALL-TIME ROSTER, CONT.

Q								
No.	Name	Pos.	Hgt.	Wgt.	College	GP	GS	Years
26	Frank Quayle	RB	5-10	195	Virginia	11	2	1969
R								
78	Bruce Radford	DE	6-5	257	Grambling	16	0	1979
10	Steve Ramsey	QB	6-2	210	North Texas State	53	31	1971-76
99	Montae Reagor	DE	6-3	285	Texas Tech	45	1	1999-2002
	Leo T. Reed	T	6-4	240	Colorado State	4	N/A	1961
32	Tony Reed	RB	5-11	197	Colorado	15	0	1981
43	Izell Reese	S	6-2	190	Alabama-Birmingham	15	15	2002
74	Dan Remsburg	T	6-6	275	Abilene Christian	21	1	1986-87
40	Randy Rich	DB	5-10	178	New Mexico	0	0	1977
43	Bob Richardson	DB	6-1	180	UCLA	9	N/A	1966
99	David Richie	DT	6-4	280	Washington	2	0	1997
58	Frank Richter	LB	6-3	235	Georgia	34	*11	1967-69
26	Larry Riley	DB	5-10	192	Salem College (N.C.)	5	0	1977
38	Reggie Rivers	RB	6-1	215	Southwest Texas State	96	5	1991-96
59	Joe Rizzo	LB	6-1	220	U.S. Merchant Marine Academy	81	62	1974-80
48	Randy Robbins	DB	6-2	189	Arizona	116	26	1984-91
36	Frank Robinson	CB	5-11	175	Boise State	28	2	1992-93
94	Jeff Robinson	DE	6-4	270	Idaho	64	0	1993-96
95	Jeroy Robinson	LB	6-1	241	Texas A&M	3	0	1990
17	Matt Robinson	QB	6-2	196	Georgia	14	7	1980
77	Alden Roche	DE	6-4	255	Southern	14	0	1970
4	Ruben Rodriguez	P	6-2	210	Arizona	5	0	1992
68	William E. Roehnehl	LB	6-1	227	Bradley	18	N/A	1961-62
73	Stan Rogers	T	6-4	256	Maryland	14	2	1975
35	David S. Rolle	FB	6-0	215	Oklahoma	14	N/A	1960-61
53	Bill Romanowski	LB	6-4	245	Boston College	96	96	1996-2001
42	Al Romine	HB	6-2	191	Florence State	14	N/A	1960
81	Barry Rose	WR	6-0	185	Wisconsin-Stevens Point	3	0	1993
30	Oliver Ross	RB	6-0	210	Alabama A&M	25	0	1973-75
11	Tobin Rote	QB	6-2	211	Rice	3	N/A	1966
16	Tom Rouen	P	6-3	225	Colorado	152	0	1993-2002
33	Justin D. Rowland	HB	6-2	188	Texas Christian	10	N/A	1962
46	John Rowser	DB	6-1	190	Michigan	38	37	1974-76
11	T.J. Rubley	QB	6-3	212	Tulsa	0	0	1996
40	Martin Rudolph†	DB	5-10	183	Arizona	3	1	1987
57	Mike Ruether	C	6-4	279	Texas	17	0	1988-89
58	Steve Russ	LB	6-4	245	Air Force	24	0	1997-2000
39	Darryl Russell†	DB	6-0	190	Appalachian State	3	0	1987
85	Derek Russell	WR	6-0	195	Arkansas	50	36	1991-94
42	Leonard Russell	RB	6-2	235	Arizona State	14	13	1994
<b>53</b>	<b>Johnny Rutledge</b>	<b>LB</b>	<b>6-3</b>	<b>239</b>	<b>Florida</b>	<b>6</b>	<b>0</b>	<b>2003</b>
50	Jim Ryan	LB	6-1	225	William & Mary	150	91	1979-88
80	Tom Rychlec	E	6-3	220	American International	3	N/A	1963
S								
26	George Saines	S	5-11	186	Michigan State	30	19	1970-72
74	Ephraim Salaam	T	6-7	295	San Diego State	30	30	2002-03
74	Harvey Salem	T	6-6	283	California	10	0	1991
84	Clint Sampson	WR	5-11	183	San Diego State	59	10	1983-86
55	Genell Sanders	LB	6-1	228	Louisiana Tech	1	0	1994
<b>37</b>	<b>Cecil Sapp</b>	<b>RB</b>	<b>5-11</b>	<b>229</b>	<b>Colorado State</b>	<b>1</b>	<b>0</b>	<b>2003</b>
83	John Sawyer	TE	6-2	240	Southern Mississippi	17	11	1983-84
54	Ron Sbranti	LB	6-2	230	Utah State	14	N/A	1966
82	Bob Scarpitto	WR/P	5-11	192	Notre Dame	81	N/A	1962-67
67	Carl Schaukowitz	G	6-3	235	Penn State	11	2	1975
67	Steve Schindler	G	6-3	256	Boston College	28	4	1977-78
69	Mark Schlereth	G	6-3	282	Idaho	81	81	1995-2000
64	Mike Schnitker	G	6-3	245	Colorado	74	26	1969-74
74	Bill Schultz	T	6-5	305	Southern California	2	0	1995

No.	Name	Pos.	Hgt.	Wgt.	College	GP	GS	Years
84/86	John Schultz	WR	5-10	182	Maryland	32	0	1976-78
66	Carlos Scott†	C	6-2	305	Texas-El Paso	0	0	1987
45	Lew Scott	DB	5-11	170	Oregon State	13	N/A	1966
76	Kirk Scrafford	T	6-6	270	Montana	32	7	1993-94
35	James H. Sears	HB	5-11	183	Southern California	2	N/A	1960-61
21	Goldie Sellers	DB	6-2	198	Grambling	27	N/A	1966-67
45	Jeff Severson	DB	6-1	183	Long Beach State	14	3	1975
30	Steve Sewell	RB/WR	6-3	210	Oklahoma	94	15	1985-92
65	Don Shackelford	G	6-4	255	Pacific	8	N/A	1964
75	Rick Sharp	T	6-3	265	Washington	12	0	1972
81/84	Shannon Sharpe	TE	6-2	228	Savannah State	172	139	1990-99, 02-03
17	George H. Shaw	QB	6-1	183	Oregon	13	N/A	1962
45	Richard Shelton	CB	5-10	180	Liberty	4	0	1989
84	Rod Sherman	WR	6-0	190	Southern California	14	13	1972
88	Mike Sherrard	WR	6-1	185	UCLA	15	0	1996
75	Roger Shoals	T	6-4	260	Maryland	14	14	1971
63	Laval Short	DT	6-3	250	Colorado	15	0	1980
80	Jerry Simmons	WR	6-0	190	Bethune-Cookman	51	35	1971-74
51	Leon Simmons	LB	6-0	225	Grambling	2	N/A	1963
51	Mike Simone	LB	6-0	210	Stanford	42	3	1972-74
67	Jackie Simpson	LB	6-0	225	Mississippi	6	N/A	1961
45	John Sklopan	HB	5-10	200	Southern Mississippi	3	N/A	1963
7/14	Milton (Mickey) Slaughter	QB	6-2	204	Louisiana Tech	40	N/A	1963-66
39	Tom Smiley	RB	6-1	235	Lamar Tech	14	9	1969
56	Aaron Smith	LB	6-2	223	Utah State	10	0	1984
55	Art Smith	LB	6-1	222	Hawaii	2	0	1980
26	Ben Smith	CB	6-3	208	Georgia	14	14	1994
20	Daniel Eugene Smith	HB	5-10	180	Northeast Oklahoma	4	N/A	1961
49	Dennis Smith	S	6-3	200	Southern California	184	170	1981-94
42	Detron Smith	FB	5-10	230	Texas A&M	91	2	1996-2001
14	Don Smith	G	6-4	240	Florida A&M	2	N/A	1967
75	Ed Smith	DE	6-5	241	Colorado College	16	3	1973-75
28	Elliott Smith	CB	6-2	192	Alcorn A&M	9	0	1990
72	Harold Smith	T	6-5	250	UCLA	3	N/A	1960
	Hugh B. Smith	E	6-4	217	Kansas	0	0	1962
47	James Smith	S	6-3	190	Utah State	2	1	1969
57	Matt Smith†	LB	6-2	234	West Virginia	3	0	1987
65	Monte Smith	G	6-5	270	North Dakota	14	0	1989
90	Neil Smith	DE	6-4	270	Nebraska	43	35	1997-99
70	Paul Smith	DT/DE	6-3	256	New Mexico	133	72	1968-78
45	Perry Smith	DB	6-1	195	Colorado State	26	5	1980-81
<b>80</b>	<b>Rod Smith</b>	<b>WR</b>	<b>6-0</b>	<b>200</b>	<b>Missouri Southern</b>	<b>135</b>	<b>110</b>	<b>1995-2003</b>
32	Sammie Smith	RB	6-2	226	Florida State	3	1	1992
71	Willie Smith	G	6-3	255	Michigan	14	N/A	1960
84	Matt Snorton	TE	6-5	250	Michigan State	5	N/A	1964
70	Brian Sochia	NT/DE	6-3	270	Northwestern Oklahoma St.	26	16	1991-92
39	Roland Solomon	CB	6-0	193	Utah	4	0	1981
51	Henry Sorrell	LB	6-1	215	Chattanooga	10	N/A	1967
<b>33</b>	<b>Jimmy Spencer</b>	<b>CB</b>	<b>5-9</b>	<b>188</b>	<b>Florida</b>	<b>53</b>	<b>8</b>	<b>2000-03</b>
<b>59</b>	<b>Donnie Spragan</b>	<b>LB</b>	<b>6-3</b>	<b>239</b>	<b>Stanford</b>	<b>32</b>	<b>8</b>	<b>2002-03</b>
78	Rich Stachowski	DE/NT	6-4	245	California	14	0	1983
62	Jerry N. Stalcup	LB	6-1	240	Wisconsin	22	N/A	1961-62
85	Tim Stallworth	WR	5-10	185	Washington State	1	0	1990
14	Scott Stankavage	QB	6-1	194	North Carolina	1	0	1984, 1986
44	Bruce Starling	HB	6-1	186	Florida	0	0	1963
23	Larry Steele	P	5-10	182	Santa Rosa	10	0	1974
19	Fred Steinfert	K	5-11	180	Boston College	33	0	1979-81
36	James E. Stinnette	FB/LB	6-1	230	Oregon State	24	N/A	1961-62
21	Jesse Stokes	DB	6-0	190	Corpus Christi	2	0	1968
34	Donnie Stone	FB	6-1	205	Arkansas	48	N/A	1961-64
82	Otto Stowe	WR	6-2	188	Iowa State	8	0	1974
22	Bob Stransky	HB	6-1	180	Colorado	14	N/A	1960
63	David Strickland	T/G	6-0	220	Memphis State	14	N/A	1960
41	Deon Strother	RB	5-11	213	Southern California	2	0	1994
70	Dave Studdard	T	6-4	260	Texas	145	133	1979-88



# BRONCOS ALL-TIME ROSTER, CONT.

No.	Name	Pos.	Hgt.	Wgt.	College	GP	GS	Years
72	Jerry G. Sturm	C/T/G	6-3	260	Illinois	84	N/A	1961-66
60	Nick Subis	G/C	6-4	278	San Diego State	16	0	1991
50	John Sullins	LB	6-1	225	Alabama	6	0	1992
85	Don Summers	TE	6-4	230	Boise State	18	1	1984-85
46	Jim Summers	DB	5-10	180	Michigan State	11	N/A	1967
35	Jason Suttle	CB	5-10	182	Wisconsin	10	0	1999-2000
25	Charles Swann	WR/DB	6-1	188	Indiana State	13	0	1994
80	Shane Swanson†	WR	5-9	200	Nebraska	3	2	1987
74	Harry Swayne	T	6-5	290	Rutgers	23	16	1997-98
49	Neal Sweeney	FL	6-2	170	Tulsa	10	N/A	1967
51	Bob Swenson	LB	6-3	225	California	96	77	1975-83
23	Eugene Sykes	DB	6-1	201	Louisiana State	4	N/A	1967
57	Jashon Sykes	LB	6-2	236	Colorado	16	8	2003
94	Jim Szymanski	DE	6-5	268	Michigan State	7	6	1990-91

## T

64	Ralph Tamm	G/C	6-4	280	West Chester	22	1	1995-96
98	Maa Tanuvasa	DE/DT	6-2	270	Hawaii	80	54	1995-2000
65	George Tarasovic	DE	6-4	245	Louisiana State	6	N/A	1967
41	Jerry L. Tarr	E	6-0	190	Oregon	14	N/A	1962
95	Alphonso Taylor	DT	6-3	350	Temple	3	0	1993
81	Kitrick Taylor	WR	5-11	194	Washington State	2	0	1993
87	Lionel T. Taylor	E	6-2	215	New Mexico Highlands	96	N/A	1960-66
70	Trey Teague	T	6-5	292	Tennessee	34	20	1998-2001
13	Steve Tensi	QB	6-5	215	Florida State	27	22	1967-70
84	Jim Thibert	LB	6-3	230	Toledo	13	N/A	1965
32	Calvin Thomas	RB	5-11	239	Illinois	2	0	1988
48	Earlie Thomas	DB	6-1	190	Colorado State	10	6	1975
26	Eric Thomas	CB	5-11	184	Tulane	14	0	1995
26	J. T. Thomas	S	6-2	196	Florida State	9	1	1982
82	Zach Thomas	WR/PR	6-0	182	South Carolina State	28	0	1983-84
53	Anthony Thompson	LB	6-1	227	East Carolina	11	0	1990
61	Arland Thompson	G	6-4	265	Baylor	2	0	1980
36	Bill Thompson	DB	6-1	201	Maryland State	179	178	1969-81
76	Broderick Thompson	T	6-5	295	Kansas	32	32	1995-96
77	Jim Thompson	DT	6-3	255	Southern Illinois	4	N/A	1965
4	Robert Thompson†	WR	5-9	168	Youngstown State	2	0	1987
87	Cedric Tillman	WR	6-2	204	Alcorn State	39	8	1992-94
51	Dave Tobey	LB	6-3	231	Oregon	7	0	1968
61	Andre Townsend	DE/NT	6-3	265	Mississippi	103	54	1984-90
54/94	Keith Traylor	LB/DT	6-2	304	Central State (Okla.)	94	66	1991-92, 97-00
20	Jerry Traynham	HB	5-10	190	Southern California	2	N/A	1961
9	David Treadwell	K	6-1	180	Clemson	64	0	1989-92
37	Steve Trimble	DB	5-10	181	Maryland	14	*1	1981-83
18	Frank Tripucka	QB	6-2	192	Notre Dame	44	42	1960-63
91	Jeff Tupper	DL	6-5	269	Oklahoma	4	3	1987
55	Godwin Turk	LB	6-3	230	Southern	42	5	1976-78
35	Clem Turner	RB	6-1	236	Cincinnati	37	0	1970-72
15	Jim Turner	K	6-2	205	Utah State	130	0	1971-79
21	Scott Turner	CB	5-10	190	Illinois	9	0	2003
71	Melvin Tuten	T	6-6	305	Syracuse	2	0	1999-2000
23	Maurice Tyler	S	6-0	188	Morgan State	28	2	1973-74
72	Richard Tyson	G	6-2	245	Tulsa	7	N/A	1967

## U

67	Keith Uecker	T	6-5	278	Auburn	2	2	1982-83
50	Artie Ulmer	LB	6-3	247	Valdosta State	7	0	1999
50	Olen Underwood	LB	6-1	220	Texas	14	4	1971
80	Rick Upchurch	WR	5-10	175	Minnesota	119	59	1975-83

## V

42	Bill Van Heusen	WR/P	6-1	200	Maryland	109	38	1968-76
61	Bob Vaughn	G	6-4	240	Mississippi	1	0	1968
32	Tony Veland	S	6-0	209	Nebraska	12	0	1997
86	Chris Verhulst	TE	6-3	249	Chico State	8	1	1990
65	Lloyd Voss	T	6-4	256	Nebraska	13	7	1972

## W

No.	Name	Pos.	Hgt.	Wgt.	College	GP	GS	Years
37	Bob Wade	CB	6-2	200	Morgan State	3	2	1970
30	Clarence Walker	HB	6-1	205	Southern Illinois	1	N/A	1963
27/25	Denard Walker	CB	6-1	190	Louisiana State	32	31	2001-02
96	Kenny Walker	DE	6-3	260	Nebraska	31	16	1991-92
59	Brett Wallerstedt	LB	6-1	240	Arizona State	0	0	1994
35	Lenny Walls	CB	6-4	192	Boston College	29	16	2002-03
56	Dave Washington	LB	6-5	223	Alcorn A&M	14	10	1971
56	Dave Washington	E	6-4	228	Southern California	2	1	1968
84	Gene Washington	WR	6-3	208	Michigan State	14	0	1973
97	Keith Washington	DE	6-4	275	Nevada-Las Vegas	26	16	2001-02
48	Lionel Washington	CB	6-0	185	Tulane	30	28	1995-96
95	Marvin Washington	DE	6-6	275	Idaho	16	0	1998
98	Ted Washington	NT	6-4	316	Louisville	15	15	1994
21	Chris Watson	CB	6-1	192	Eastern Illinois	14	1	1999
81	Steve Watson	WR	6-4	195	Temple	126	87	1979-87
54	Nate Wayne	LB	6-0	230	Mississippi	16	0	1998-99
14	Norris Weese	QB	6-1	195	Mississippi	57	1	1976-79
40	Ted Wegert	FB	5-11	202	No college	4	N/A	1960
13	Jack Weil	P	5-11	175	Wyoming	6	0	1986
29	Bill West	CB	5-10	185	Tennessee State	8	0	1972
40/42	Charlie West	DB	6-1	197	Texas-El Paso	32	6	1978-79
20	Willie West	DB	5-10	190	Oregon	7	N/A	1964
89	Max Wettstein	E	6-3	225	Florida State	2	N/A	1966
83	Jim Whalen	TE	6-2	210	Boston College	17	15	1970-71
89	Andre White	TE	6-3	225	Florida A&M	14	N/A	1967
78	Jim White	DE	6-4	256	Colorado State	7	1	1976
79	Dave Widell	C/G	6-7	303	Boston College	79	39	1990-94
67	Doug Widell	G	6-4	289	Boston College	64	58	1989-92
47	Gerald Willhite	RB	5-10	200	San Jose State	78	21	1982-88
91	Alfred Williams	DE	6-6	265	Colorado	49	38	1996-99
90	Dan Williams	DE	6-4	290	Toledo	45	40	1993-96
N/A	Harold Williams	HB	N/A	N/A	Miami (Ohio)	N/A	N/A	1961
20	Roosevelt Williams	CB	5-11	200	Tuskegee	0	0	2003
29	Wandy Williams	RB	6-1	189	Hofstra	12	2	1969-70
85	Jeff Wilner	TE	6-5	250	Wesleyan (Conn.)	0	0	1995
56	Al Wilson	LB	6-0	240	Tennessee	79	73	1999-2003
48	Nemiah Wilson	DB	6-0	165	Grambling	42	N/A	1965-67
88	Sir Mawn Wilson	WR	6-2	213	Syracuse	0	0	1997
45	Steve Wilson	CB	5-10	195	Howard	92	33	1982-88
91	Troy Wilson	DE	6-4	257	Pittsburg State	3	0	1995
23	Sammy Winder	RB	5-11	203	Southern Mississippi	127	83	1982-90
72	Brandon Winey	T	6-6	310	Louisiana State	0	0	2001
55	Bryant Winn†	LB	6-4	231	Houston	3	3	1987
16	Dick Wood	QB	6-5	205	Auburn	1	N/A	1962
54	Lee Woodall	LB	6-1	230	West Chester	14	0	2001
52	Ken Woodard	LB	6-1	218	Tuskegee Institute	73	13	1982-86
99	Ray Woodard†	DE	6-6	290	Texas	3	1	1987
85	Chris Woods	WR	5-11	190	Auburn	1	0	1989
58	Jack Work	DB	6-0	200	Denver	0	0	1960
87	Jim Wright	HB	5-11	190	Memphis State	10	N/A	1964
35/87	James Wright	TE	6-3	240	Texas Christian	64	31	1980-85
42	Lonnie Wright	DB	6-2	205	Colorado State	26	N/A	1966-67
20	Louis Wright	CB	6-2	200	San Jose State	166	163	1975-86
57/92	Dave Wyman	LB	6-2	241	Stanford	31	27	1993-95

## Y

76	William G. Yelverton	E	6-4	220	Mississippi	10	N/A	1960
32	Chris Young	S	6-0	210	Georgia Tech	11	0	2003
65	Joseph A. Young	E	6-3	245	Arizona	20	N/A	1960-61
83	Michael Young	WR	6-1	187	UCLA	51	14	1989-92
60	Robert Young	G	6-1	270	Howard Payne	58	*33	1966-70

## Z

46	Bob Zeman	DB	6-1	200	Wisconsin	28	N/A	1962-63
65	Gary Zimmerman	T	6-6	294	Oregon	76	76	1993-97



## BRONCOS ALL-TIME ROSTER BREAKDOWN

## NUMBER OF PLAYERS PER SCHOOL

- 28 — Colorado  
 19 — Oregon  
 18 — Louisiana State, Southern California  
 17 — Stanford, Wisconsin  
 16 — Texas  
 15 — Georgia  
 14 — Colorado State, Florida, Maryland, UCLA, Washington  
 13 — Florida State, Nebraska  
 12 — Boston College, Mississippi, Notre Dame, Utah State  
 11 — Arizona, Houston, Michigan, Michigan State, San Diego State

- 10 — Baylor, California, Clemson, Texas A&M  
 9 — Arizona State, Minnesota, Ohio State, Tulane  
 8 — Auburn, Florida A&M, Miami (Fla.), Oklahoma  
 7 — Penn State, San Jose State, Tennessee, Tulsa  
 6 — Arkansas, Brigham Young, Duke, Grambling, Idaho, Illinois, Kansas, Memphis State, Nevada-Las Vegas, Oregon State, Southern Mississippi, Syracuse  
 5 — Alabama, Cincinnati, Georgia Tech, Hawaii, Kansas State, Louisville, Pittsburgh, Purdue, South Carolina, Southern, Toledo, Utah, Virginia, Virginia Tech, Washington State, Wyoming

- 4 — Alcorn State/Alcorn A&M, Iowa, Mississippi State, North Carolina, Texas Christian, Texas-El Paso, Texas Tech, Wichita State  
 3 — Bethune-Cookman, Boise State, Hofstra, Louisiana Tech, McNeese State, Miami (Ohio), Missouri, Morgan State, New Mexico, New Mexico State, Northern Arizona, Pacific, Temple, Tennessee State, Texas Southern, Wake Forest, West Virginia, Western Illinois, William & Mary  
 2 — Abilene Christian, Appalachian State, Boston University, Bradley, Cal State-Fullerton, Cal State-Northridge, Chico State, C.W. Post, Eastern Michigan, Emporia State/Emporia College, Fort Valley State, Fresno State, Howard, Howard Payne, Iowa State, Jacksonville State, Kentucky, Liberty, Long Beach State, Maine, Montana, Montana State, New Hampshire, North Carolina Central, North Dakota, North Texas State, Pittsburg State, Richmond, South Carolina State, Southwest Texas State, Texas A&I, Texas-Arlington, Troy State, Tuskegee, Villanova, Weber State, West Chester, West Texas State, Youngstown State  
 1 — Adams State, Air Force Academy, Alabama A&M, Alabama-Birmingham, Allen, American International, Angelo State, Arkansas A&M, Arkansas AM&N, Arkansas State, Ball State, Bishop College, Bowling Green, Cal-Riverside, Cal-Santa Barbara, Carson-Newman, Central Michigan, Central State (Okla.), Chattanooga, Colorado College, Compton JC, Corpus Christi, Delaware State, Delaware Valley, Delta State, Denver, Detroit Mercy, East Carolina, Eastern Illinois, Eastern Montana, Eastern New Mexico, El Camino JC, Elizabeth City State, Elon, Evangel, Findlay, Florence State, Heidelberg, Henderson State, Holy Cross, Humboldt State, Idaho State, Indiana State, Illinois State, Jackson State, James Madison, Kutztown, Lamar Tech, Marshall, Maryland State, Massachussetts, McMurray College, Menlo College, Mississippi College, Missouri Southern, Morris Brown, New Mexico Highlands, Nicholls State, Norfolk State, North Carolina A&T, North Carolina State, North Dakota State, Northeast Louisiana, Northeast Oklahoma, Northern Colorado, Northern Iowa, Northwestern State (La.), Northwestern Oklahoma State, Oklahoma State, Omaha, Pennsylvania, Plymouth State, Portland State, Rice, Rutgers, St. Augustine, Salem (N.C.), Salem (W.V.), Sam Houston State, Santa Clara, Santa Rosa, Savannah State, South Dakota State, Southern Illinois, Southern Methodist, Southwest Missouri State, Springfield, Stephen F. Austin, Sul Ross State, Tennessee-Martin, Texas State, Trinity (Conn.), U.S. Merchant Marine Academy, Valdosta State, Virginia Union, Wayne State, Wesleyan (Conn.), Western Carolina, Wisconsin-Stevens Point, Wisconsin-Whitewater, Xavier, Yankton.

Seven players did not attend college.

## TOP 10 SCHOOLS BY GAMES PLAYED

Rk.	Gms.	School (No. of players / rank in category)
1.	921	Colorado (28 / 1st)
2.	653	Houston (11 / T20th)
3.	612	Stanford (17 / T5th)
4.	566	Boston College (12 / T16th)
5.	559	Washington (14 / T9th)
6.	551	Georgia (15 / 8th)
7.	547	Southern California (18 / T3rd)
8.	532	Utah State (12 / T16th)
9.	528	Texas (16 / 7th)
10.	519	Baylor (10 / T25th)

## TOP 10 CONFERENCES BY NUMBER OF PLAYERS

(based on present conference alignments)

Rk.	Players	Conference
1.	123	Pac 10
2.	112	Big 12
3.	94	Southeastern
4.	81	Big 10
5.	61	Atlantic Coast
6.	58	Mountain West
7.	48	Conference USA
8.	42	Big East
9.	39	Western Athletic
10.	25	Sun Belt

## BRONCOS ALL-TIME ROSTER BREAKDOWN

## SERVICE (YEARS PLAYED)

- 16 YEARS — John Elway 1983-98  
 14 YEARS — Tom Jackson 1973-86; Dennis Smith 1981-94  
 13 YEARS — Paul Howard 1973-86; Barney Chavous 1973-85; Ken Lanier 1981-92, '94; Bill Thompson 1969-81  
 12 YEARS — Tyrone Braxton 1987-93, '95-99; Billy Bryan 1977-88; Rubin Carter 1975-86; Karl Mecklenburg 1983-94; Riley Odoms 1972-83; Shannon Sharpe 1990-99, 2002-03; Louis Wright 1975-86  
 11 YEARS — Jason Elam 1993-2003; Simon Fletcher 1985-95; Steve Foley 1976-86; Paul Smith 1968-78  
 10 YEARS — Steve Atwater 1989-98; Dwayne Carswell 1994-2003; Randy Gradisher 1974-83; Vance Johnson 1985-93, '95; Fran Lynch 1967-76; Haven Moses 1972-81; Tom Nalen 1994-2003; Tom Rouen 1993-2002; Jim Ryan 1979-88; Dave Studdard 1979-88  
 9 YEARS — Keith Bishop 1980, 1982-89; Keith Burns 1994-98, 2000-03; Mike Current 1967-75; Rick Dennison 1982-90; Mike Harden 1980-88; Rulon Jones 1980-88; Clarence Kay 1984-92; Greg Kragen 1985-93; Gary Kubiak 1983-91; Floyd Little 1967-75; Ed McCaffrey 1995-2003; Claudie Minor 1974-82; 1995-2003; Jim Turner 1971-79; Rick Upchurch 1975-83; Billy Van Heusen 1968-76; Steve Watson 1979-87; Sammy Winder 1982-90  
 8 YEARS — Lyle Alzado 1971-78; Otis Armstrong 1973-80; Terrell Davis 1995-2002; Tom Glassic 1976-83; Glenn Hyde 1976-81, '84-85; Larry Kaminski 1966-73; Keith Kartz 1987-94; Brison Manor 1977-84; John Mobley 1996-2003; Randy Robbins 1984-91; Steve Sewell 1985-92; Rod Smith; Bob Swenson 1975-79, 81-83  
 7 YEARS — Ray Crockett 1994-2000; Al Denson 1964-70; Pete Duranko 1967-70, 72-74; Ron Egloff 1977-83; Larry Evans 1976-82; Goose Gosoulin 1960-66; John Grant 1973-79; Charlie Greer 1968-74; Harald Hasselbach 1994-2000; Mike Horan 1986-92; Jerry Inman 1966-71, 73; Mark Jackson 1986-92; Rich Karlis 1982-88; Jon Keyworth 1973-79; Matt Lepsis 1997-2003; Tim Lucas 1987-93; Rob Lytle 1977-83; Bobby Maples 1972-78; Dan Neil 1997-2003; Trevor Pryce 1997-2003; Joe Rizzo 1974-80; Lionel Taylor 1960-66; Andre Townsend 1984-90; Gerald Willhite 1982-88; Steve Wilson 1982-88  
 6 YEARS — Michael Brooks 1987-92; Sam Brunelli 1966-71; Glenn Cadrez 1995-2000; Byron Chamberlain 1995-2000; Ken Criter 1969-74; Eldon Danenhauer 1960-65; George Goeddeke 1967-72; Richard Jackson 1967-72; Don Latimer 1978-83; Mike Lodish 1995-2000; Tommy Lyons 1971-76; Marv Montgomery 1971-76; Craig Morton 1977-82; Chip Myrtle 1967-72; Dave Preston 1978-83; Steve Ramsey 1971-76; Reggie Rivers 1991-96; Bill Romanowski 1996-2001; Bob Scarpitto 1962-67; Mark Schlereth 1995-2000; Mike Schnitker 1969-74; Detron Smith 1996-2001; Jerry Sturm 1961-66; Maa Tanuvasa 1995-2000

## ALL-TIME ROSTER HEIGHT/WEIGHT BREAKDOWNS

## BY HEIGHT

Height	# of players	Pct.
Players 5'-7" . . . . .	4 . . . . .	(.04%)
Players 5'-8" . . . . .	6 . . . . .	(.07%)
Players 5'-9" . . . . .	20 . . . . .	(2.2%)
Players 5'-10" . . . . .	60 . . . . .	(6.6%)
Players 5'-11" . . . . .	70 . . . . .	(7.7%)
Players 6'-0" . . . . .	103 . . . . .	(11.3%)
Players 6'-1" . . . . .	129 . . . . .	(14.0%)
Players 6'-2" . . . . .	144 . . . . .	(15.8%)
Players 6'-3" . . . . .	169 . . . . .	(18.5%)
Players 6'-4" . . . . .	103 . . . . .	(11.3%)
Players 6'-5" . . . . .	59 . . . . .	(6.5%)
Players 6'-6" . . . . .	35 . . . . .	(3.8%)
Players 6'-7" . . . . .	8 . . . . .	(.09%)
Players 6'-8" . . . . .	1 . . . . .	(.01%)
Height unknown . . . . .	2 . . . . .	(.02%)

## BY WEIGHT

Weight Range	# of players	Pct.
Players 164-174 lbs. . . . .	13 . . . . .	(1.4%)
Players 175-199 lbs. . . . .	251 . . . . .	(27.5%)
Players 200-224 lbs. . . . .	197 . . . . .	(21.6%)
Players 225-249 lbs. . . . .	206 . . . . .	(22.6%)
Players 250-274 lbs. . . . .	150 . . . . .	(16.3%)
Players 275-299 lbs. . . . .	70 . . . . .	(7.7%)
Players 300-324 . . . . .	20 . . . . .	(2.2%)
Players 325-350 . . . . .	4 . . . . .	(.04%)
Weight unknown . . . . .	2 . . . . .	(.02%)



## ALL-TIME ROSTER HEIGHT/WEIGHT EXTREMES

*Of the 913 players who have been on the roster for a regular or postseason game:*

Category	Hgt./Wgt.	No. (Players)
Average height	6-1 3/4	
Most frequently occurring height	6'-3"	(169 players; 18.5%)
Average weight	225.6	
Most frequently occurring weight range	175-199	(251 players; 27.5%)
Shortest Player	5'-7"	(4 players)
	(DB Chris Hale, CB Calvin Jones, RB Quentin Griffin & RB KaRon Coleman)	
Tallest Player	6'-8"	(T Jamie Brown)
Lightest Player	164	(DB Chris Hale)
Heaviest Player	350	(DE Alphonso Taylor)
Shortest Center/Guard	6'-1"	(7 players)
	(John Hohman, Pat Matson, Charlie Parker, Robert Young, Chris Banks, Ken Brown, K.C. Jones)	
Tallest Center/Guard	6'-7"	(3 players)
	(Dave Widell, Jon Melander, Brian Habib)	
Lightest Center/Guard	225	(3 players)
	(Frank Kuchta, Frank Jackunas, Mike Nichols)	
Heaviest Center/Guard	318	(Mookie Moore)
Shortest Tackle	6'-0"	(Arthur Hauser)
Tallest Tackle	6'-8"	(Jamie Brown)
Lightest Tackle	216	(Albert Day)
Heaviest Tackle	338	(George Foster)
Shortest Quarterback	5'-11"	(Marlin Briscoe)
Tallest Quarterback	6'-5"	(4 players)
	(Dick Wood, Steve Tensi, Hugh Millen, Dean May)	
Lightest Quarterback	178	(Marlin Briscoe)
Heaviest Quarterback	230	(Gus Frerotte)
Shortest Running Back	5'-7"	(Quentin Griffin, KaRon Coleman)
Tallest Running Back	6'-3"	(13 players)
	(most recent: Steve Sewell, Rod Bernstine & Anthony Lynn)	
Lightest Running Back	177	(Glyn Milburn)
Heaviest Running Back	251	(Cookie Gilchrist)
Shortest Wide Receiver	5'-8"	(Jeff Campbell, Travis McGriff)
Tallest Wide Receiver	6'-5"	(Ed McCaffrey)
Lightest Wide Receiver	165	(Sam Graddy)
Heaviest Wide Receiver	230	(Billy Miller)
Shortest Tight End	6'-1"	(Russell Payne, Byron Chamberlain)
Tallest Tight End	6'-6"	(Keli McGregor, Pat Kelly)
Lightest Tight End	210	(Jim Whalen)
Heaviest Tight End	267	(Joey Hackett)
Shortest Defensive Lineman	6'-0"	(Rubin Carter, Jerry Johnson)
Tallest Defensive Lineman	6'-7"	(3 players)
	(John Hoffman, Stan Fanning, Jumpy Geathers)	
Lightest Defensive Lineman	240	(4 players)
	(Leroy Moore, Frank Atkinson, Carter Campbell, Max Leetzow)	
Heaviest Defensive Lineman	350	(Alphonso Taylor)
Shortest Linebacker	5'-11"	(Tom Jackson)
Tallest Linebacker	6'-6"	(Lou Andrus)
Lightest Linebacker	190	(Tommy Luke)
Heaviest Linebacker	258	(Jon Hesse)
Shortest Defensive Back	5'-7"	(Chris Hale, Calvin Jones)
Tallest Defensive Back	6'-4"	(CB Lenny Walls, S John Pitts)
Lightest Defensive Back	164	(Chris Hale)
Heaviest Defensive Back	218	(John Pitts)
Shortest Kicker/Punter	5'-9"	(K Bobby Howfield, P Bucky Dilts)
Tallest Kicker/Punter	6'-4"	(P Luke Prestridge)
Lightest Kicker/Punter	175	(P Jack Weil)
Heaviest Kicker/Punter	240	(K John Humphreys)

## BRONCOS ALL-TIME NUMERICAL ROSTER

### All-Time Numerical Roster Notes

- Every jersey number has been worn at least once in franchise history.
- Players are not credited with having worn a particular jersey number for a season in which they were placed on a Reserve list before Week 1 of the regular season, and spent the entire season on that list.

### Numbers Worn Just Once

#0	John Olszewski	FB	62
5	Brad Daluiso	K	92
9	David Treadwell	K	89-92
18	Frank Tripucka	QB	60-63

### Players Who Have Worn Two Numbers

Chris Norman	P	#	1, 4
Cookie Gilchrist	RB		2, 30
Mickey Slaughter	QB		7, 14
John McCormick	QB		10, 11
John Hufnagel	QB		14, 16
Kevin Clark	DB		20, 27
Greg Lewis	RB		20, 41
Gerry Bussell	DB		21, 22
Darrien Gordon	CB		21, 23
KaRon Coleman	RB		21, 46
Denard Walker	CB		25, 27
Roger Jackson	DB		25, 28
Wendell Hayes	HB		29, 33
Lonnie Perrin	RB		33, 35
Charlie West	DB		40, 42
Bobby Micho	RB		46, 87
Mike Leach	TE/LS		48, 83
Jim Fraser	LB		51, 55
Gordon Lambert	LB		51, 76
Randy Gradishar	LB		52, 53
Ken Criter	LB		53, 78
Keith Traylor	LB/DT		54, 94
Keith Burns	LB		55, 56
Jay Bachman	C		56, 65
Walter Highsmith	C		56, 65
Dave Wyman	LB		57, 92
Tim Lucas	LB		58, 59
Glenn Hyde	G		65, 67
Brisen Manor	DE		66, 69
Larry Cox	DT		66, 77
Ken Lanier	T		67, 76
Gordon Holz	DT		73, 74
Jack Mattox	T		76, 77
Winford Hood	G		74, 78
Karl Mecklenburg	LB/DE		77, 97
Tony Kimbrough	WR		80, 82
Patrick Jeffers	WR		81, 82
Scottie Montgomery	WR		81, 83
Chris Cole	WR		81, 84
Shannon Sharpe	WR/TE		81, 84
Rick Massie	WR		83, 85
John Schultz	WR		84, 86
Pat Kelly	TE		86, 87

<b>0</b>	John Olszewski	FB	1962
<b>1</b>	Jason Elam	K	1993-2003
	Daren Parker	P	1992
	Chris Norman	P	1984-85
<b>2</b>	Steve Lindsey	K	2000
	Will Furrer	QB	1994
	Mike Horan	P	1986-92
	Joe DiVito	QB	1968
	Bob Humphreys	K	1967-68
	Cookie Gilchrist	FB	1965
<b>3</b>	Scott Bentley	K	1997, 2000
	Rich Karlis	K	1982-88
	Bobby Howfield	K	1968-70
	Billy Joe	FB	1963-64
<b>4</b>	Micah Knorr	P/K	2002-03
	Ruben Rodriguez	P	1992
	Chris Norman	P	1986
	Robert Thompson	WR	1987
	Rick Duncan	K	1967
<b>5</b>	Brad Daluiso	K	1992
<b>6</b>	Joe Nedney	K	2000
	Bubby Brister	QB	1997-99
	Ralph Giacommaro	P	1987
<b>7 (RETIRED)</b>	John Elway	QB	1983-98
	Craig Morton	QB	1977-82
	Mickey Slaughter	QB	1963-66
<b>8</b>	Todd Husak	QB	2001
	Jeff Lewis	QB	1996-97
	Tommy Maddox	QB	1992-93
	Gary Kubiak	QB	1983-91
<b>9</b>	David Treadwell	K	1989-92
<b>10</b>	Bucky Dilts	P	1977-78
	Mark Herrmann	QB	1981-82
	Steve Ramsey	QB	1971-76
	Jim Leclair	QB	1967-68
	John McCormick	QB	1963, 1965-66
<b>11</b>	Steve Beuerlein	QB	2001-03
	Jeff Brohm	QB	1999
	T.J. Rubley	QB	1996
	Luke Prestridge	P	1979-83
	Bobby Anderson	HB	1970-73
	Tobin Rote	QB	1966
	John McCormick	QB	1968



## BRONCOS ALL-TIME NUMERICAL ROSTER, CONT.

<b>12</b>			<b>20</b>		
Charlie Adams	WR	2003	Roosevelt Williams	CB	2003
Gus Frerotte	QB	2000-01	Delvin Hughley	CB	2001
Chris Miller	QB	1999	Tory James	CB	1996, 1998-99
Shawn Moore	QB	1992-93	Greg Lewis	RB	1992
Ken Karcher	QB	1987-88	Darryl Jones	DB	1987
Craig Penrose	QB	1976-79	Kevin Clark	DB	1990-91
Charley Johnson	QB	1972-75	Louis Wright	CB	1975-86
Al Pastrana	QB	1969-70	Charles Greer	DB	1968-74
Gary Kroner	K	1965-67	Billy Ray Fletcher	E	1966
			Willie West	DB	1964
<b>13</b>			Tommy Minter	HB	1962
Danny Kanell	QB	2003	Daniel E. Smith	HB	1961
Jack Weil	P	1986	Jerry Traynham	HB	1961
Don Horn	QB	1971-72	Henry Bell	HB	1960
Steve Tensi	QB	1967-70			
<b>14</b>			<b>21</b>		
Nate Jackson	WR	2003	Scott Turner	CB	2003
Brian Griese	QB	1998-2002	KaRon Coleman	RB	2001-02
Bill Musgrave	QB	1995-96	Chris Watson	CB	1999
Dean May	QB	1987	Darrien Gordon	CB	1998
Scott Stankavage	QB	1984, 1986	Randy Hilliard	CB	1994-97
Norris Weese	QB	1976-79	Le-Lo Lang	CB	1990-93
John Hufnagel	QB	1974	Earl Johnson	DB	1987
Pete Liske	QB	1969-70	Myron Dupree	CB	1983
Mickey Slaughter	QB	1963-66	Randy Polt	DB	1975-77
Don Smith	G	1967	Randy Montgomery	CB	1971-73
George Hunter Enis	QB	1962	Bobby Burnett	RB	1969
Skip Doyle	HB	1960	Tommy Luke	LB	1968
			Jesse Stokes	DB	1968
<b>15</b>			Goldie Sellers	DB	1966-67
Mike Glendenen	K	1987	Gerry Bussell	DB	1965
Jim Turner	K	1971-79	Eugene Mingo	HB	1960-64
Marlin Briscoe	QB	1968			
Max Choboian	QB	1966	<b>22</b>		
Jacky Lee	QB	1964-65	Quentin Griffin	RB	2003
Philip Nugent	HB	1961	Olandis Gary	RB	1999-2002
			Vaughn Hebron	RB	1996-98
<b>16</b>			Glyn Milburn	RB	1993-95
Jake Plummer	QB	2003	Alton Montgomery	S	1990-93
Tom Rouen	P	1993-2002	Tony Lilly	S	1984-87
Monte McGuire	QB	1987	Aaron Kyle	DB	1980-82
Jeff Knappe	QB	1980	Steve Haggerty	DB	1975
John Hufnagel	QB	1975	Fran Lynch	HB	1967-76
Mike Ernst	QB	1972	Bobby Ply	DB	1967
Dick Wood	QB	1962	Gerry Bussell	DB	1965
George Herring	QB	1960-61	Elihu (Buddy) Allen	HB	1961
			David Ames	HB	1961
<b>17</b>			Bob Stransky	HB	1960
Jarious Jackson	QB	2000-03	<b>23</b>		
Hugh Millen	QB	1994-95	Willie Middlebrooks	CB	2001-03
Steve DeBerg	QB	1981-83	Jason Moore	S	1999
Matt Robinson	QB	1980	Darrien Gordon	CB	1997
Scotty Glacken	QB	1966-67	Ronnie Bradford	CB	1993-95
George Shaw	QB	1962	Sammy Winder	RB	1982-90
			Chris Pane	DB	1976-79
<b>18 (RETIRED)</b>			Billy Hardee	CB	1976
Frank Tripucka	QB	1960-63	Alfred Haywood	RB	1975
			George Hoey	DB	1975
<b>19</b>			Larry Steele	P	1974
Fred Steinfort	K	1979-81	Maurice Tyler	S	1973-74
Don Breaux	QB	1963	Steve Preece	S	1972
			Dickie Post	RB	1971
			Drake Garrett	DB	1968-70

Gene Sykes	DB	1967	Billy Atkins	DB	1964
Goose Gonsoulin	DB	1960-66	Bobby Galters	HB	1963
<b>24</b>			<b>29</b>		
Deltha O'Neal	CB	2000-03	Howard Griffith	FB	1997-2001
Randy Fuller	CB	1994	Aaron Craver	RB	1995-96
Wymon Henderson	CB	1989-91	Charles Dimry	CB	1991-93
Tony Boddie	RB	1986-87	Darren Carrington	DB	1989
Rick Parros	RB	1981-84	Warren Marshall	RB	1987
Otis Armstrong	RB	1973-80	Wilbur Myers	S	1983
Butch Byrd	DB	1971	Bernard Jackson	DB	1977-80
Booker Edgerson	CB	1970	Bill West	CB	1972
Phil Brady	S	1969	Wandy Williams	RB	1969-70
Willie Brown	DB	1963-66	Wendell Hayes	HB	1965
Donald Allen	FB	1960			
<b>25</b>			<b>30</b>		
Nick Ferguson	S	2003	Terrell Davis	RB	1995-2001
Denard Walker	CB	2002	Steve Sewell	RB	1985-92
Eric Davis	CB	2001	Jim Jensen	RB	1977, 1979-80
Darrius Johnson	CB	1996-99	Oliver Ross	RB	1973-75
Charles Swann	DB	1994	Cookie Gilchrist	RB	1967
Kip Corrington	S	1989-90	Hewritt Dixon	FB	1963-65
Roger Jackson	DB	1987	Clarence Walker	HB	1963
Daniel Hunter	CB	1985-86			
Haven Moses	WR	1972-81	<b>31</b>		
Ted Alfien	RB	1969	Kelly Herndon	CB	2002-03
Errol Prisby	DB	1967	Darryl Pounds	CB	2000
			Derek Loville	RB	1997-99
<b>26</b>			Rondell Jones	S	1993-96
Clinton Portis	RB	2002-03	Victor Jones	RB	1992
Eric Brown	S	1998-2001	Kerry Porter	RB	1990
Tim McKyer	CB	1997	Mike Harden	CB	1980-88
Eric Thomas	CB	1995	Zachery Dixon	RB	1979
Ben Smith	CB	1994	Mike Francowiak	RB	1975-76
Chris Hale	DB	1993	Bo Hickey	FB	1967
Bobby Humphrey	RB	1989-91			
Lyle Pickens	DB	1987	<b>32</b>		
Chris Brewer	RB	1984	Chris Young	S	2003
J.T. Thomas	DB	1982	Billy Jenkins	S	2000-01
Larry Riley	DB	1977	Tony Veland	S	1997
Calvin Jones	CB	1973-76	Sammie Smith	RB	1992
George Saimes	S	1970-72	Melvin Bratton	RB	1989-90
Darrell Lester	FB	1965-66	Calvin Thomas	RB	1988
Tommy Janik	DB	1963-64	Joe Dudek	RB	1987
Frank Quayle	RB	1969	Leonard Jones	DB	1987
Don Coffey	E	1963	Tony Reed	RB	1981
			Jon Keyworth	RB	1974-80
<b>27</b>			Dick Davis	RB	1970
Denard Walker	CB	2001	Garrett Ford	FB	1968
Terrell Buckley	CB	2000	Mike Kellogg	FB	1966-67
Steve Atwater	S	1989-98			
Kevin Clark	DB	1987-88	<b>33</b>		
Maurice Harvey	DB	1978, 80	Jimmy Spencer	CB	2000-03
Tom Oberg	S	1968-69	John Avery	RB	1999
Charlie Mitchell	HB	1963-67	Dedrick Dodge	S	1997
			Rod Bernstine	RB	1993-95
<b>28</b>			Robert Perryman	FB	1991-92
Kenoy Kennedy	S	2000-03	Tony Dorsett	RB	1988-89
Tito Paul	CB	1998	Gene Lang	RB	1984-87
Clifford Hicks	CB	1995	Lawrence McCutcheon	RB	1980
Butler By'not'e	RB	1994	Lonnie Perrin	RB	1976
Gaston Green	RB	1991-92	Jim Kiick	RB	1976-77
Elliott Smith	CB	1990	Joe Dawkins	RB	1971-73
Jeremiah Castille	CB	1987-88	Willis Crenshaw	FB	1970
Scott Caldwell	RB	1987	Hub Lindsey	QB	1968
Roger Jackson	DB	1982-85	Wendell Hayes	HB	1966-67
Cornell Gorden	CB	1970-72	Justin Rowland	HB	1962
Jack Lentz	S	1967-68	Fred Bukaty	FB	1961
Abner Haynes	HB	1965-66	Pete Mangum	LB	1960



## BRONCOS ALL-TIME NUMERICAL ROSTER, CONT.

<b>34</b>			Ron Lamb	FB	1968
Reuben Droughns	RB	2002-03	Brendon McCarthy	FB	1968-69
Raymond Harris	RB	2000	Paul Carmichael	HB	1965
Tyrone Braxton	DB	1987-93, 1995-99	Jay Dale Evans	HB	1961
Nathan Poole	RB	1982-83, 1985, 1987	Albert Carmichael	HB	1960-61
Gus Holloman	DB	1968-69	Ted Wegert	FB	1960
Don Stone	FB	1961-64	<b>41</b>		
Hardy Brown	LB	1960	Deon Strother	RB	1994
<b>35</b>			Greg Lewis	RB	1991
Lenny Walls	CB	2002-03	Rob Lytle	RB	1977-83
Jason Suttle	CB	1999-2000	Leroy Mitchell	CB	1971-73
John Granby	DB	1992	Eric Crabtree	FL	1966-68
Blake Ezor	RB	1990	George Burrell	S	1969
Ken Bell	RB	1986-89	Jerry Tarr	E	1962
Larry Canada	FB	1978-79, 1981	Bob McNamara	HB	1960-61
Lonnie Perrin	RB	1977-78	<b>42</b>		
Clem Turner	RB	1970-72	Sam Brandon	S	2002-03
Henry Jones	RB	1969	Detron Smith	FB	1996-2001
James Wright	HB	1964	Leonard Russell	RB	1994
Richard Dickinson	FB	1962-63	Muhammad Oliver	CB	1992
Jim Sears	HB	1961	Charlie West	DB	1978
Dave Rolle	FB	1960	Billy Van Heusen	WR	1968-76
<b>36</b>			Lonnie Wright	DB	1966-67
Frank Robinson	CB	1992-93	Odell Barry	HB	1964-65
Mark Haynes	CB	1986-89	Al Frazier	HB	1961
Billy Thompson	DB	1969-81	Albert Romine	HB	1960
Jim Stinnette	FB	1961-62	<b>43</b>		
Red Brodnax	FB	1960	Izell Reese	S	2002
<b>37</b>			Derrick Clark	RB	1994
Cecil Sapp	RB	2003	Steve Foley	DB	1976-86
Tyrone Poole	CB	2002	Lonnie Hepburn	CB	1974
Tony Carter	FB	2001	Pete Jaquess	DB	1967-70
Anthony Lynn	RB	1993, 1997-99	Bob Richardson	DB	1966
Tim Hauck	S	1995-96	Charles Marshall	HB	1962
Kevin Guidry	CB	1988	John Nocera	CB	1963
Steve Fitzhugh	DB	1987	Frank Bernardi	DB	1960
Steve Trimble	DB	1981-83	<b>44 (RETIRED)</b>		
Bob Wade	CB	1970	Floyd Little	HB	1967-75
<b>38</b>			Miller Farr	DB	1965
Mike Anderson	RB	2000-03	Bruce Starling	HB	1963
Reggie Rivers	RB	1991-96	<b>45</b>		
Bruce Plummer	DB	1987-88, 1990	Gary Downs	RB	1995
Ben Norman	RB	1980	Richard Shelton	CB	1989
<b>39</b>			Steve Wilson	CB	1982-88
Kyle Johnson	RB	2002	Perry Smith	DB	1980-81
Ray Crockett	CB	1994-2000	Jeff Severson	DB	1975
Robert Delpino	RB	1993	Bill Laskey	LB	1973-75
Darryl Russell	DB	1987	Tom Cassese	DB	1967
Tommie Smiley	RB	1969	Lew Scott	DB	1966
Jesse Myles	RB	1983-84	Jim McMillin	DB	1964-65
Roland Solomon	CB	1981	John Sklopan	HB	1963
<b>40</b>			<b>46</b>		
Dale Carter	CB	1999	KaRon Coleman	RB	2000
Darryl Hall	S	1993-94	Bobby Micho	RB	1986
Jeff Alexander	RB	1989, 1992	Dave Preston	HB	1978-83
Martin Rudolph	DB	1987	John Rowser	DB	1974-76
Charlie West	DB	1978-79	Terry Erwin	HB	1968
Randy Rich	DB	1977	Jim Summers	DB	1967
Jack Gehrke	WR	1971	John Griffin	HB	1964-66
Grady Cavness	CB	1969	Norman Bass	DB	1964

Bob Zeman	DB	1962-63	Greg Bracelin	LB	1980
Hardy Brown	LB	1960	Mike Montler	C	1977
<b>47</b>			Randy Gradishar	LB	1974-75
Ryan McNeil	CB	2003	Ray Kubala	C	1964-67
Darius Clark	S	2000-01	Frank Jackunas	C	1963
David Poole	DB	1993	James Barton	C	1961-62
Gerald Willhite	RB	1982-88	Frank Kuchta	C	1960
George Atkinson	DB	1979	<b>53</b>		
Tony Harris	WR	1972	Johnny Rutledge	LB	2003
Paul Martha	S	1970	Bill Romanowski	LB	1996-2001
James Smith	S	1969	Danté Jones	LB	1995
John McGeever	DB	1962-65	Anthony Thompson	LB	1990
<b>48</b>			Randy Gradishar	LB	1976-83
Mike Leach	TE/LS	2002	Ken Criter	LB	1971-74
George Coghill	S	1998-2001	Roger LeClerc	C	1967
Lionel Washington	CB	1995-96	Don Gulseth	LB	1966
Randy Robbins	DB	1984-91	Tom Erlandson	LB	1962-65
Earlie Thomas	DB	1975	Bob Hudson	LB	1960-61
John Pitts	S	1973-75	<b>54</b>		
Dale Hackbart	S	1973	Patrick Chukwurah	LB	2003
Herman Lewis	DE	1968	Lee Woodall	LB	2001
Alex Moore	RB	1968	Nate Wayne	LB	1998-99
Nemiah Wilson	DB	1965-67	Britt Hager	LB	1995-96
<b>49</b>			Mitch Donahue	LB	1993-94
Matt Dominguez	TE	2001	Keith Traylor	LB	1991-92
Dennis Smith	S	1981-94	Keith Bishop	C	1980, 1982-89
Alvin Mitchell	S/WR	1970	Richard Baska	LB	1976-77
Neal Sweeney	FL	1967	Mike Lemon	LB	1975
Glenn Glass	DB	1966	Ralph Cindrich	LB	1974
<b>50</b>			Chip Myrtle	LB	1967-72
Ben Hamilton	C	2001-03	Ron Sbranti	LB	1966
Artie Ulmer	LB	1999	Ed Cummings	LB	1965
Jon Hesse	LB	1997	Larry Jordan	LB	1964
Ray Jacobs	LB	1994-95	Ed (Wahoo) McDaniel	LB	1961-63
John Sullins	LB	1992	<b>55</b>		
Jim Ryan	LB	1979-88	Keith Burns	LB	2000-03
Bobby Maples	C	1972-78	Ken Brown	LB	1995
Olen Underwood	LB	1971	Glenell Sanders	LB	1994
Carl Cunningham	LB	1967-70	John Kacherski	LB	1992
Jerry Hopkins	LB	1963-66	Rick Dennison	LB	1982-90
Pat Lamberti, Jr.	E	1961	Bryant Winn	LB	1987
<b>51</b>			Art Smith	LB	1980
John Mobley	LB	1996-2003	Ken Brown	C	1979
Mike Croel	LB	1991-94	Godwin Turk	LB	1976-78
Marc Munford	LB	1987-90	Pete Duranko	DE	1967-70, 1972-74
Bob Swenson	LB	1975-79, 1981-83	Archie Matsos	LB	1966
Mike Simone	LB	1972-74	Marv Matuszak	LB	1964
Bill Butler	LB	1970	Jim Fraser	LB	1962-63
Tim Casey	LB	1969	<b>56</b>		
Gordon Lambert	LB	1969	Al Wilson	LB	1999-2003
Dave Tobey	LB	1968	Keith Burns	LB	1994-98
Henry Sorrell	LB	1967	Michael Brooks	LB	1987-92
Eugene Jeter	LB	1965-67	Mike Knox	LB	1987
Jim Fraser	LB	1964	Aaron Smith	LB	1984
Leon Simmons	LB	1963	Larry Evans	LB	1976-82
Lee (Mike) Nichols	C	1960-61	Ray May	LB	1973-75
<b>52</b>			Don Parish	LB	1972
Ian Gold	LB	2000-03	Dave Washington	LB	1971
David Bowens	LB	1999	Jay Bachman	C	1969-70
Dave Garnett	LB	1995	Walter Highsmith	C	1968
Richard Harvey	LB	1994	Dave Washington	E	1968
Jeff Mills	LB	1990-93	Dave Behrman	C	1967
Ken Woodard	LB	1982-86	John Bramlett	LB	1965-66
Dan MacDonald	LB	1987	Jim Price	LB	1964



## BRONCOS ALL-TIME NUMERICAL ROSTER, CONT.

<b>57</b>			Ernie Barnes	G	1963-64
Jashon Sykes	LB	2003	Jerry Stalcup	LB	1961-62
Allen Aldridge	LB	1994-97	Jim Elfrid	LB	1961
Dave Wyman	LB	1993	Vaughn (Buddy) Alliston	LB	1960
Mark Murray	LB	1991	Jack Davis	T	1960
Ty Allert	LB	1990			
Mike Ruether	C	1988-89	<b>63</b>		
Matt Smith	LB	1987	David Diaz-Infante	G/C	1996-98, 2001
Tom Jackson	LB	1973-86	Richard Mercier	G	2000
Bob Geddes	LB	1972	Sean Farrell	G	1990-91
Fred Forsberg	LB	1968, 1970-73	Mark Cooper	G	1983-87
John Huard	LB	1967-69	Laval Short	DT	1980
			John Grant	DE	1973-79
			Dave Costa	DT	1967-71
			Melwood Guy	G	1961-62
			Dave Strickland	G	1960
<b>58</b>			<b>64</b>		
Terry Pierce	LB	2003	Lennie Friedman	G	2000-02
Steve Russ	LB	1997, 1999-2000	Ralph Tamm	G/C	1995-96
Elijah Alexander	LB	1992-95	Jon Melander	G/T	1993-94
Scott Curtis	LB	1989-90	Scott Beavers	G	1990
Tim Lucas	LB	1987	Billy Bryan	C	1977-88
Steve Busick	LB	1981-85	Harvey Goodman	G	1976
Rob Nairne	LB	1977-80	Mike Schnitker	G	1969-74
Phil Olsen	C	1975-76	George Gaiser	T	1968
Tom Graham	LB	1973-74	Sam Brunelli	G	1967
Bill McKoy	LB	1970-72	John Hohman	G	1965-66
Frank Richter	LB	1967-69	Bud McFadin	DT	1960-63
Jack Work	LB	1960			
<b>59</b>			<b>65</b>		
Donnie Spragan	LB	2002-03	Cooper Carlisle	T	2000-03
Glenn Cadrez	LB	1995-2000	Gary Zimmerman	T	1993-97
Brett Wallerstedt	LB	1994	Monte Smith	G	1989
Tim Lucas	LB	1987-93	Walt Bowyer	DE	1983-84, 1987-88
Kirk Dodge	LB	1987	Glenn Hyde	G	1976-81
Darren Comeaux	LB	1982-86	LeFrancis Arnold	G/C	1974
Mark Merrill	LB	1981-82	Lloyd Voss	T	1972
Joe Rizzo	LB	1974-80	Jay Bachman	C	1968, 1970-71
Larry Kaminski	C	1966-73	Walter Highsmith	C	1969
			George Tarasovic	DE	1967
			Don Shackelford	G	1964
			John Denvir	G	1962
			Joe Young	E	1960-61
<b>60</b>			<b>66</b>		
K.C. Jones	C	1998-2000	Tom Nalen	C	1994-2003
Joe Burch	C	1994	Chuck Johnson	T	1992-93
Nick Subis	G	1991	Jim Juriga	T	1988-90
Gerald Perry	G	1988-90	Carlos Scott	C	1987
Paul Howard	G	1973-75, 1977-86	Scott Garnett	NT	1984
Bob Young	G	1966-70	Brisen Manor	DE	1977-83
Ernie Park	G	1966	Jim O'Mally	LB	1973-75
Charlie Parker	G	1965	Bill Cottrell	G	1972
Ken Adamson	G	1960-62	Larry Cox	DT	1966-67
			John Cash	E	1961-62
<b>61</b>			<b>67</b>		
Eric Floyd	G	1995	Mark Campbell	DT	1996
Bob Meeks	G	1992-94	Ken Lanier	T	1994
Andre Townsend	DE	1984-90	Doug Widell	G	1989-92
Arland Thompson	G	1980	John Ayers	G	1987
Tom Lyons	G	1971-76	Dean Miraldi	T	1985
Bob Vaughan	G	1968	Glenn Hyde	G	1984-85
Bill Keating	DT	1966-67	Keith Uecker	T	1982-83
Charles Gavin	DE	1960-63	Steve Schindler	G	1977-78
			Carl Schaukowitch	G	1975
<b>62</b>					
Dan Neil	C/G	1997-2003			
Jeff Davidson	G	1990-92			
Mike Freeman	G	1984, 1986-87			
Tom Glassic	G	1976-83			
Brian Goodman	G	1975			
Jerry Inman	DT	1966-71			

George Goeddeke	G	1967-72	Martin Imhof	DE	1976
Robert McCullough	G	1962-65	Stan Rogers	T	1975
Jack Simpson	LB	1961	Mike Askea	T	1973
John Hatley	T	1960	Walter Barnes	DE	1969-71
			Pat Matson	G	1966-67
<b>68</b>			Issac Lassiter	E	1962-64
Mario Fatafehi	DT	2003	Robert Konovsky	E	1961
Reggie McElroy	T	1995-96	Gordon Holz	DT	1960
Russell Freeman	T	1992-94			
Crawford Ker	G	1991	<b>74</b>		
Brad Henke	DE	1989	Ephraim Salaam	T	2002-03
Larry Lee	C	1987	Evan Pilgrim	OL	1999
Rubin Carter	DT	1975-86	Harry Swayne	T	1997-98
Larron Jackson	G	1971-74	Bill Schultz	T	1995
Steve Alexakos	G	1970	Harvey Salem	T	1991
Sam Brunelli	G	1966	Bill Lobenstein	DL	1987
Tom Nomina	T	1963-65	Dan Remsberg	T	1986-87
Bill Roehneit	LB	1961-62	Winford Hood	G	1984-85
Gary Crane	LB	1969	Jerry Baker	T	1983
Ron McLean	DL	1967	Andy Maurer	T	1977
			Scott Parrish	OT	1976
<b>69</b>			Mike Current	T	1967-75
P.J. Alexander	T	2003	Lee Bernet	T	1965-66
Michael Moore	G	2001-02	Frank Atkinson	DE	1964
Mark Schlereth	G	1995-2000	Gordon Holz	DT	1960-63
Darrell Hamilton	T	1989-91			
David Jones	OL	1987	<b>75</b>		
Tony Colorito	NT	1986	Monsanto Pope	DT	2002-03
Brisen Manor	DE	1984	Brian Habib	T	1993-97
			Rulon Jones	DE	1980-88
<b>70</b>			Kit Lathrop	DE	1979
Trey Teague	T	1998-2001	Bill Bain	T	1976, 1978
Jamie Brown	T	1995-97	Ed Smith	DE	1973-75
Brian Sochia	NT/DE	1991-92	Rick Sharp	T	1972
Dave Studdard	T	1979-88	Roger Shoals	T	1971
Paul Smith	DT	1968-78	Rex Mirich	DE	1967-69
Charlie Janerette	DT	1964-65	Eldon Danenhauer	T	1960-65
Donald King	E	1960			
<b>71</b>			<b>76</b>		
Blake Brockermeier	T	2002-03	Broderick Thompson	T	1995-96
Melvin Tuten	T	1999-2000	Kirk Scrafford	T	1993-94
Greg Kragen	NT	1985-93	Ken Lanier	T	1981-92
Jack Peavey	OL	1987	Tom Neville	T	1978
Claudie Minor	T	1974-82	Randy Moore	DT	1976
Wallace Dickey	T	1968-69	Tom Drougas	T	1974
Jim Perkins	T	1962-64	Steve Coleman	DE	1974
Art Hauser	T	1961	Tom Domres	DT	1971-72
Wilie Smith	G	1960	Gordon Lambert	LB	1968
			Bob Breitenstein	T	1965-67
<b>72</b>			Harold Olson	T	1963-64
George Foster	T	2003	Jack Mattox	T	1961
Brandon Winey	T	2001	William Yelverton	E	1960
Ernest Jones	DE	1996-97	William Danenhauer	E	1960
Keith Kartz	C	1987-94			
Marsharne Graves	T	1984	<b>77</b>		
Don Latimer	DT	1978-83	Tony Jones	T	1997-2000
Wayne Hammond	DT	1976	Karl Mecklenburg	LB	1983-94
Bob Kampa	DT	1974	Greg Boyd	DE	1980-82
Sam Brunelli	G	1968-71	Lyle Alzado	DE	1971-78
Richard Tyson	G	1967	Alden Roche	DE	1970
Jerry Sturm	C	1961-66	Larry Cox	DT	1968
			Jim Thompson	DT	1965
<b>73</b>			Dick Guesman	T/K	1964
Cyron Brown	DE	1998-99	Anton Peters	T	1963
Scott Adams	T	1997	Jack Mattox	T	1962
Simon Fletcher	LB	1985-95	Carl James Larpenter	G	1960-61
Kevin Belcher	T	1987			
Shawn Hollingsworth	T	1983	<b>78</b>		
Kelvin Clark	T	1979-81	Matt Lepsis	T	1998-2003
Henry Allison	T	1977	Larry Jackson	DE	1995



## BRONCOS ALL-TIME NUMERICAL ROSTER, CONT.

Don Maggs	T	1993-94	Larry Brunson	WR	1980
Archie Harris	OL	1987	Jack Dolbin	WR	1975-79
Winford Hood	G	1986-88	Otto Stowe	WR	1974
Rich Stachowski	DE	1983	Dwight Harrison	WR	1971-72
Brian Clark	T	1982	Dave Pivec	TE	1969
Bruce Radford	DE	1979	Robert Scarpitto	WR/P	1962-67
Marv Montgomery	T	1971-76			
Ken Criter	LB	1969-70	<b>83</b>		
Jim White	DE	1976	Mike Leach	TE/LS	2003
Tom Cichowski	T	1968-69	Scottie Montgomery	WR	2001-02
Marvin Davis	DT	1966	Travis McGriff	WR	1999-2001
Leroy Moore	DE	1964-65	Justin Armour	WR	1998
			Willie "Flipper" Anderson	WR	1997
<b>79</b>			Anthony Miller	WR	1994-96
Steve Herndon	G	2001-03	Melvin Bonner	WR	1993
Chris Banks	G	1998-99	Michael Young	WR	1989-92
Jumpy Geathers	DT	1996	Sam Graddy	WR	1987-88
Dave Widell	G	1990-94	Rick Massie	WR	1987
Stefan Humphries	G	1987-88	John Sawyer	TE	1983-84
Barney Chavous	DE	1973-85	Wade Manning	WR	1981-82
Carter Campbell	DE	1971	Jim Whalen	TE	1970-71
John Gonzaga	G	1966	Ray Jacobs	DT	1963-66
			Don Joyce	E	1962
<b>80</b>			John Pyeatt	HB	1960
Rod Smith	WR	1995-2003	<b>84</b>		
Tony Kimbrough	WR	1993-94	Shannon Sharpe	TE	1992-99, 2002-03
Mark Jackson	WR	1986-92	Chris Cole	WR	2000-01
Shane Swanson	WR	1987	Ricky Nattiel	WR	1987-91
Ray Alexander	WR	1984	Clint Sampson	WR	1983-86
Rick Upchurch	WR	1975-83	Vince Kinney	WR	1978-79
Jerry Simmons	WR	1971-74	John Schultz	WR	1976-77
Tom Buckman	TE	1969	Gene Washington	WR	1973
Jimmy Jones	WR	1968	Rod Sherman	WR	1972
Dan LaRose	DE	1966	Mike Haffner	E	1968-70
Ed Cooke	DE	1964-65	Lou Andrus	LB	1967
Ron Nery	E	1963	Jason Franci	E	1966
Tom Rychlec	E	1963	Jim Thibert	LB	1965
<b>81</b>			Matt Snorton	TE	1964
Chris Cole	WR	2003	Jack Hill	HB	1961
Keith Poole	WR	2001	Albert Day	T	1960
Scottie Montgomery	WR	2000	<b>85</b>		
Andre Cooper	WR	1999-2000	Ashley Lelie	WR	2002-03
Patrick Jeffers	WR	1997	Phil McGeoghan	WR	2001
Todd Kinchen	WR	1996	Eddie Kennison	WR	2001
Mike Pritchard	WR	1994-95	Chafie Fields	WR	2000
Barry Rose	WR	1993	Robert Brooks	WR	2000
Kitrick Taylor	WR	1993	Chris Doering	WR	1999
Shannon Sharpe	WR	1990-91	Willie Green	WR	1997-98
Steve Watson	WR	1979-87	Jeff Wilner	TE	1995
Bob Adams	TE	1975	Derek Russell	WR	1991-94
Billy Masters	TE	1970-74	Tim Stallworth	WR	1990
Max Leetzow	DE	1965-66	Chris Woods	WR	1989
Bill Jessup	E	1960	Rick Massie	WR	1987-88
<b>82</b>			Joey Hackett	TE	1986
Adrian Madise	WR	2003	Mike Barber	TE	1985
Kevin Kasper	WR	2001-02	Don Summers	TE	1984-85
Billy Miller	WR/TE	1999-2000	Ron Egloff	TE	1977-83
Marcus Nash	WR	1998-99	John Mosier	TE	1971
David Gamble	WR	1997	Tom Beer	TE	1967-69
Patrick Jeffers	WR	1996	Larry Jordan	LB	1962
Vance Johnson	WR	1985-93, 1995	James Greer	E	1960
Tony Kimbrough	WR	1993	<b>86</b>		
Laron Brown	WR	1987	Patrick Hape	TE	2001-03
Zach Thomas	WR	1983-84	Byron Chamberlain	TE	1995-2000
Orlando McDaniel	WR	1982			

Jeff Campbell	WR	1994	Alfred Williams	DE	1996-99
Arthur Marshall	WR	1992-93	Troy Wilson	DE	1995
Barry Johnson	WR	1991	Willie Oshodin	DE	1992-95
Chris Verhulst	TE	1990	Warren Powers	DE	1989-91
Pat Kelly	TE	1988	Jeff Tupper	DL	1987
Mitch Andrews	TE	1987	<b>92</b>		
Butch Johnson	WR	1984-85	Bertrand Berry	DE	2001-03
Dean Barnett	TE	1983	Lester Archambeau	DE	2000
Emery Moorehead	WR	1980	Dave Wyman	LB	1994-95
John Schultz	WR	1978	Ron Geater	DE	1992
Marv Frazier	WR	1973-75	Alphonso Carreker	DE	1989, 91
Jim Krieg	WR	1972	<b>93</b>		
Jerry Hendren	WR	1970	Trevor Pryce	DT	1997-2003
Bobby Moten	TE	1968	James Jones	DE	1995
Stan Fanning	DE	1964	Ronnie Haliburton	LB	1990-92
Don Carothers	E	1960	<b>94</b>		
<b>87</b>			Luis Almanzar	DT	2003
Ed McCaffrey	WR	1995-2003	Lional Dalton	DT	2002
Cedric Tillman	WR	1992-94	Leon Lett	DT	2001
Paul Green	TE	1989	Keith Traylor	DT	1997-2000
Pat Kelly	TE	1989	Jeff Robinson	DE	1993-96
Jason Johnson	WR	1988	Jim Szymanski	DE	1991-92
Bobby Micho	RB	1986-87	<b>95</b>		
Jim Wright	TE	1980-85	Kavika Pittman	DE	2000-02
Bill Larson	TE	1980	Paul Grasmanis	DT	1999
Bob Moore	TE	1978	Marvin Washington	DE	1998
Boyd Brown	TE	1974-76	Michael Dean Perry	DT	1995-97
John Hoffman	DE	1972	Alphonso Taylor	DT	1993
Rich Jackson	DE	1967-72	Jeroy Robinson	LB	1990
Lionel Taylor	E	1960-66	Steve Bryan	DE	1987-88
<b>88</b>			Tim Joiner	LB	1987
Jeb Putzier	TE	2002-03	<b>96</b>		
Desmond Clark	TE	1999-2001	Dorsett Davis	DT	2002-03
Sir Mawn Wilson	WR	1997	Harald Hasselbach	DE	1994-2000
Mike Sherrard	WR	1996	Kenny Walker	DE	1991-92
Jerry Evans	TE	1993-95	Jake McCullough	DE	1989-90
Russell Payne	TE	1987	<b>97</b>		
Clarence Kay	TE	1984-91	Keith Washington	DE	2001-02
Riley Odoms	TE	1972-83	Mike Lodish	DE	1995-2000
Al Denson	FL	1964-70	Darren Drozdov	DT	1993-94
Eugene Prebola	E	1961-63	Karl Mecklenburg	LB	1992*
Pat Epperson	E	1960	Bruce Klostermann	LB	1987-89
<b>89</b>			<i>*wore #97 for one game, at Los Angeles (11/22/92)</i>		
Dwayne Carswell	TE	1994-2003	<b>98</b>		
Reggie Johnson	TE	1991-93	Reggie Hayward	DE	2001-03
Kerry Locklin	TE	1987	Maa Tanuvasa	DT/DE	1995-2000
Orson Mobley	TE	1986-90	Ted Washington	NT	1994
Keli McGregor	TE	1985	Ricky Hunley	LB	1984-87
Dave Logan	WR	1984	<b>99</b>		
Clay Brown	TE	1983	Daryl Gardener	DT	2003
Gordon Bowdell	WR	1971	Montae Reagor	DE	1999-2002
John Embree	WR	1969-70	Seth Joyner	LB	1998
Andre White	TE	1967	David Richie	DT	1997
Max Wettstein	E	1966	Shane Dronett	DT	1992-95
Gary Henson	E	1964	David Galloway	DE	1990
Bill Groman	HB	1963	Shawn Knight	NT	1988
Kenneth Carpenter	E	1960	Ray Woodard	DE	1987
<b>90</b>			<b>Players For Whom Uniform Numbers Are Not Available</b>		
Darius Holland	DT	2003	Leo Reed	T	1961
Jerry Johnson	DT	2000-01	Harold Smith	T	1960
Neil Smith	DE	1997-99	Hugh Smith	E	1962
Dan Williams	DE	1993-96	Harold Williams	HB	1961
Ron Holmes	DE	1989-92			
Freddie Gilbert	DE	1986-88			
<b>91</b>					
Bryant McNeal	DE	2003			
Chester McGlockton	DT	2001-02			



## BRONCOS ALL-TIME PRACTICE SQUAD ROSTER

List includes players who spent time on the practice/developmental squad since its creation in 1989.

Key: \*Made a team's 53-man roster during a season; \*\*Became a starter in his NFL career; †Made at least one Pro Bowl; **Current players.**

A			
Joe Abdullah	RB	Pacific	1997
<b>Charlie Adams*</b>	<b>WR</b>	<b>Hofstra</b>	<b>2002-03</b>
Jeremy Akers	G	Notre Dame	1999
Curtis Alexander	RB	Alabama	1998
<b>Luis Almanzar*</b>	<b>DT</b>	<b>Southwest Missouri St.</b>	<b>2003</b>

B			
Jamie Baisley	LB	Indiana	2000
Chris Banks*	G	Kansas	1997
Scott Beavers*	OL	Georgia Tech	1990
Randy Bierman	OL	Illinois	1997
Jon Blackman	T	Purdue	2000
Ronnie Bradford**	CB	Colorado	1993
Cyron Brown*	DT	Western Illinois	2001
DeAuntae Brown	CB	Central State (Ohio)	2000
Greg Brown	S	Texas	2001
Jonathan Brown	DE	Tennessee	1999
Keith Brown	RB	UCLA	2000
Joe Burch*	C	Texas Southern	1994
Bryce Burnett	TE	San Jose State	1995
Hillary Butler*	LB	Washington	1997-98

C			
<b>Dwayne Carswell†</b>	<b>TE</b>	<b>Liberty</b>	<b>1994</b>
Byron Chamberlain†	TE	Wayne State	1995
Darius Clark*	S	Duke	2000-01
George Coghill*	S	Wake Forest	1997
KaRon Coleman*	RB	Stephen F. Austin	2000
Andre Cooper*	WR	Florida State	1998

D			
David Diaz-Infante*	C/G	San Jose State	1995
Matt Dominguez*	WR/TE	Sam Houston State	2001
Kevin Drake	WR	Alabama-Birmingham	2000
Jamal Ellis	CB	Duke	1995-96

E			
Blake Ezor*	RB	Michigan State	1990

F			
John Feigill	T	Maryland	2000-01
Dan Finn	G	Northern Arizona	1998
Mark Flythe	DE	Penn State	1992

G			
Tom Gallagher	OL	Washington	1994
David Gamble*	WR	New Hampshire	1997
Ron Geater*	NT	Iowa	1992
Don Gibson	NT	USC	1991
Cory Gilliard	S	Ball State	1997
Bucky Greeley	C	Penn State	1996
<b>Louis Green</b>	<b>LB</b>	<b>Alcorn State</b>	<b>2003</b>
Paul Green*	TE	USC	1989
Reggie Green	G	Florida	1996

H			
Ken Hall	T	Fresno State	1994
Ricky Hall	WR	Virginia Tech	2001
Darrell Hamilton*	T	North Carolina	1989
Olaf Hampel	OL	No college	1993
<b>Atnaf Harris</b>	<b>WR</b>	<b>Cal State Northridge</b>	<b>2003</b>
Herb Haygood*	WR	Michigan State	2002
Pat Hegarty	QB	Texas-El Paso	1989
Brad Henke*	NT	Arizona	1989
<b>Kelly Herndon**</b>	<b>CB</b>	<b>Toledo</b>	<b>2001</b>
Steve Herndon*	G	Georgia	2000
Chris Howard*	RB	Michigan	1998
Robert Hunt	G/T	Virginia	1999

J			
Larry Jackson*	DE	Texas A&M	1995
<b>Nate Jackson*</b>	<b>WR</b>	<b>Memlo College</b>	<b>2003</b>
Shane Jasper	LB	UCLA	1995
Barry Johnson*	WR	Maryland	1991
Jim Johnson	T	Michigan State	1992
<b>Kyle Johnson*</b>	<b>FB</b>	<b>Syracuse</b>	<b>2003</b>
Chris Jones	S	Clemson	1999
John Jones	G	Kansas	1996

K			
John Kacherski*	LB	Ohio State	1992
Doug Karczewski	G	Virginia	1999

L			
Michael Lies	T	Kansas	2001

M			
Viliami Maumau*	DT	Colorado	1998-99
Ryan McCoy	LB	Houston	1994
Paris McCurdy	LB	Ball State	1990
Phil McGeoghan*	WR	Maine	2001
Jeff Mickel	OL	Eastern Washington	1989
Billy Miller**	WR/TE	USC	1999
Scottie Montgomery*	WR	Duke	2000-01
Jason Moore*	S	San Diego State	1999
Shawn Moore*	QB	Virginia	1991
Mark Murray*	LB	Florida	1991

N			
<b>Tom Nalen†</b>	<b>C</b>	<b>Boston College</b>	<b>1994</b>
Tori Noel	S	Tennessee	1998

O			
Scot Osborne	TE	William & Mary	2001
Willie Oshodin*	DE	Villanova	1992

P			
Brent Parkinson	OL	USC	1991
Marcus Price	T	Louisiana State	1996
Greg Primus	WR	Colorado State	1993

R			
Chase Raynock	T	Montana	2000
Frank Rice	WR	Colorado State	2002
Barry Rose*	WR	Wisconsin-Stevens Point	1993
Glenn Rountree	G	Clemson	1999

S			
---	--	--	--

Blaine Saipaia*	C	Colorado State	2003
Ron Sancho	LB	Louisiana State	1989
<b>Cecil Sapp*</b>	<b>RB</b>	<b>Colorado State</b>	<b>2003</b>
Jason Scukanec	C	Brigham Young	2002
<b>Rod Smith†</b>	<b>WR</b>	<b>Missouri Southern</b>	<b>1994</b>
<b>Donnie Spragan**</b>	<b>LB</b>	<b>Stanford</b>	<b>2001</b>
Tim Stallworth*	WR	Washington State	1990
Deon Strother*	RB	USC	1994
John Sullins*	LB	Alabama	1992
Jason Suttle*	CB	Wisconsin	1999-2000
Justin Swift*	TE	Kansas State	1999
<b>Jashon Sykes**</b>	<b>LB</b>	<b>Colorado</b>	<b>2002</b>

T			
Maa Tanuvasa**	DL	Hawaii	1995
Cedric Tillman*	WR	Alcorn State	1992
Mark Thomas	TE	North Carolina State	2001
Marvin Thomas	DE	Memphis	1998
Brad Trout	S	Valdosta State	1999

V			
Tony Veland*	S	Nebraska	1996

W			
Larry Wallace	WR	USC	1996
Edwin Watson	RB	Purdue	1999
<b>Chris Watton</b>	<b>G</b>	<b>Baylor</b>	<b>2002-03</b>
Jason Watts	C	Kentucky	1999
Austin Wheatley	TE	Iowa	2001
Paul Wiggins	T	Oregon	1999
Brandon Williams	CB	Michigan	2003
Clarence Williams	TE	Washington State	1993
Kevin Williams	RB	UCLA	1993
Wayne Williams	RB	Florida	1989
Sir Mawn Wilson*	WR	Syracuse	1997

Y			
Phil Yeboah-Kodie	LB	Penn State	1996
<b>Chris Young*</b>	<b>S</b>	<b>Georgia Tech</b>	<b>2002</b>

## ALL-TIME PRACTICE SQUAD ROSTER, BY YEAR

1989		
Paul Green*	TE	USC
Darrell Hamilton	T	North Carolina
Pat Hegarty	QB	Texas-El Paso
Brad Henke	NT	Arizona
Jeff Mickel	OL	Eastern Washington
Ron Sancho	LB	Louisiana State
Wayne Williams	RB	Florida

1990		
Scott Beavers*	OL	Georgia Tech
Blake Ezor	RB	Michigan State
Paris McCurdy	LB	Ball State
Tim Stallworth*	WR	Washington State

1991		
Don Gibson	NT	USC
Barry Johnson*	WR	Maryland
Shawn Moore*	QB	Virginia
Mark Murray*	LB	Florida
Brent Parkinson	OL	USC

1992		
Mark Flythe	DE	Penn State
Ron Geater*	NT	Iowa
Jim Johnson	T	Michigan State
John Kacherski*	LB	Ohio State
Willie Oshodin*	DE	Villanova
John Sullins*	LB	Alabama
Cedric Tillman*	WR	Alcorn State

1993		
Ronnie Bradford**	CB	Colorado
Olaf Hampel	OL	No college
Greg Primus	WR	Colorado State
Barry Rose*	WR	Wisconsin-Stevens Point
Clarence Williams	TE	Washington State
Kevin Williams	RB	UCLA

1994		
Joe Burch	C	Texas Southern
Dwayne Carswell†	TE	Liberty
Tom Gallagher	OL	Washington
Ken Hall	T	Fresno State
Ryan McCoy	LB	Houston
Tom Nalen†	C	Boston College
Rod Smith†	WR	Missouri Southern
Deon Strother*	RB	USC

1995		
Bryce Burnett	TE	San Jose State
Byron Chamberlain†	TE	Wayne State
David Diaz-Infante*	C/G	San Jose State
Jamal Ellis	CB	Duke
Larry Jackson*	DE	Texas A&M
Shane Jasper	LB	UCLA
Maa Tanuvasa**	DL	Hawaii
Phil Yeboah-Kodie	LB	Penn State

1996		
Joe Abdullah	RB	Pacific
Jamal Ellis	CB	Duke
Bucky Greeley	C	Penn State
Reggie Green	G	Florida
John Jones	G	Kansas
Marcus Price	T	Louisiana State
Tony Veland*	S	Nebraska
Larry Wallace	WR	USC

1997		
Chris Banks*	G	Kansas
Nate Bierman	OL	Illinois
Hillary Butler	LB	Washington
George Coghill*	S	Wake Forest
David Gamble*	WR	New Hampshire
Cory Gilliard	S	Ball State
Sir Mawn Wilson*	WR	Syracuse

1998		
Curtis Alexander	RB	Alabama
Hillary Butler	LB	Washington
Andre Cooper*	WR	Florida State
Dan Finn	G	Northern Arizona
Chris Howard*	RB	Michigan
Viliami Maumau*	DT	Colorado
Tori Noel	S	Tennessee
Marvin Thomas	DE	Memphis

1999		
Jeremy Akers	G	Notre Dame
Jonathan Brown	DE	Tennessee
Robert Hunt	G/T	Virginia
Chris Jones	S	Clemson
Doug Karczewski	G	Virginia
Viliami Maumau*	DT	Colorado
Billy Miller**	WR/TE	USC
Jason Moore*	S	San Diego State
Glenn Rountree	G	Clemson
Jason Suttle*	CB	Wisconsin
Justin Swift*	TE	Kansas State
Brad Trout	S	Valdosta State
Edwin Watson	RB	Purdue
Jason Watts	C	Kentucky
Paul Wiggins	T	Oregon

2000		
Jamie Baisley	LB	Indiana
Jon Blackman	T	Purdue
DeAuntae Brown	CB	Central State (Ohio)
Keith Brown	RB	UCLA
Darius Clark*	S	Duke
KaRon Coleman*	RB	Stephen F. Austin
Kevin Drake	WR	Alabama-Birmingham
John Feigill	T	Maryland
Steve Herndon*	G	Georgia
Scottie Montgomery*	WR	Duke
Jason Suttle*	CB	Wisconsin

2001		
Cyron Brown*	DT	Western Illinois
Greg Brown	S	Texas
Darius Clark*	S	Duke
Matt Dominguez*	WR/TE	Sam Houston State
John Feigill	T	Maryland
Ricky Hall	WR	Virginia Tech
Kelly Herndon**	CB	Toledo
Michael Lies	T	Kansas
Phil McGeoghan*	WR	Maine
Scottie Montgomery*	WR	Duke
Scot Osborne	TE	William & Mary
Donnie Spragan**	LB	Stanford
Mark Thomas	TE	North Carolina State
Austin Wheatley	TE	Iowa

2002		
Charlie Adams*	WR	Hofstra
Herb Haygood*	WR	Michigan State
Frank Rice	WR	Colorado State
Jason Scukanec	C	Brigham Young
Jashon Sykes**	LB	Colorado
Chris Watton	G	Baylor
Chris Young*	S	Georgia Tech

2003		
Charlie Adams*	WR	Hofstra
Luis Almanzar*	DT	Southwest Missouri St.
Louis Green	LB	Alcorn State
Atnaf Harris	WR	Cal State Northridge
Nate Jackson*	WR	Menlo College
Kyle Johnson*	FB	Syracuse
Blaine Saipaia*	C	Colorado State
Cecil Sapp*	RB	Colorado State
Chris Watton	G	Baylor
Brandon Williams	CB	Michigan



## HISTORICAL HIGHLIGHTS

## 1959

**AUGUST 14** — First American Football League organizational meeting held in Chicago. Denver, with Bob Howsam as its principal owner, named as a charter member along with New York, Dallas, Los Angeles, Minneapolis and Houston. **NOVEMBER 22** — First player selection draft held through 32 rounds. Denver's first pick is Roger LeClerc, center, Trinity. **DECEMBER 1** — Dean Griffing named general manager of the Broncos.

## 1960

**JANUARY 1** — Frank Filchock named first head coach of the Broncos. **JANUARY 30** — Denver placed in AFL's western division with Dallas, Oakland and Los Angeles. **JULY** — First Bronco training camp opens at Colorado School of Mines. **SEPTEMBER 9** — After losing all five pre-season games, the Broncos become the first AFL victor when they defeat the Patriots in Boston in history's first AFL game, 13-10. Attendance — 21,597. **OCTOBER 2** — Broncos play first home game in Bears Stadium, defeat Oakland, 31-14, before crowd of 18,372. **DECEMBER** — Offensive End Lionel Taylor, Defensive Tackle Bud McFadin and Safety Goose Gonsoulin all named to first official all-AFL team.

## 1961

**MAY 26** — Bob and Lee Howsam, original principal owners of the Broncos, sell their stock to a new syndicate headed by Cal Kunz and Gerry Phipps. **JUNE 1** — Cal Kunz named president and operating head of Empire Sports. **DECEMBER** — Lionel Taylor sets professional record with 100 pass receptions for season. Taylor and Bud McFadin named to all-AFL team. **DECEMBER** — Frank Filchock released as Broncos head coach.

## 1962

**FEBRUARY 1** — Jack Faulkner hired as Broncos head coach. **JULY 1** — Dean Griffing released as Broncos general manager. Faulkner named to dual post as head coach and general manager. **JULY** — Public burning ceremony of Broncos' notorious vertically striped socks at Broncos' intra squad game. **DECEMBER** — Jack Faulkner named coach of the year in AFL. Gene Mingo set professional field goal record of 27 in a season. Eldon Danenhauer, Lionel Taylor, Goose Gonsoulin and Bob Zeman named to the official all-AFL team.

## 1963

**DECEMBER** — Billy Joe named AFL rookie of the year. Goose Gonsoulin only Bronco to make the all-AFL team. Lionel Taylor wins fourth consecutive pass receiving title.

## 1964

**JANUARY** — Broncos and Jets complete historic nine-player trade, largest ever made in the AFL. Broncos send Gene Prebola, Wahoo McDaniel, Gordy Holz and Bob Zeman to Jets for Dick Guesman, Ed Cooke, Charlie Janerette, Jim Price and Sid Fournet. **OCTOBER 4** — Jack Faulkner released as head coach. **OCTOBER 5** — Mac Speedie accepts appointment as interim head coach. **DECEMBER 12** — Mac Speedie named head coach. **DECEMBER** — Jim Fraser wins third consecutive punting title. Willie Brown named to all-AFL team.

## 1965

**FEBRUARY 15** — Gerald and Allan Phipps purchase 52 percent of the stock of Empire Sports, thus giving them virtually 100 percent ownership and saving the Bronco franchise for Denver. **MARCH 5** — Record sale of 941 season tickets in one day. **APRIL 1** — Season ticket drive goal of 20,000 sales reached. Figure to reach 22,000 by May 1. **MAY 17** — Allan Phipps named president of Empire Sports, Inc. Gerry Phipps re-named Chairman of the Board. **MAY 29** — Jim Burris, Bears general manager, named executive vice-president of Empire Sports. **DECEMBER 12** — Lionel Taylor makes the 500th catch of his career in game against Boston to become the first AFL player to top this figure. **DECEMBER** — Tackle Eldon Danenhauer, Split End Lionel Taylor and Fullback Cookie Gilchrist named to the all-AFL team. Lionel Taylor wins fifth pass receiving crown and Abner Haynes — wins league kickoff return championship.

## 1966

**JUNE 8** — Merger of American and National Leagues announced. **SEPTEMBER 19** — Ray Malavasi named Head Coach of the Broncos. **DECEMBER** — John Bramlett, Goose Gonsoulin, Bob Scarpitto and Jerry Sturm chosen to play in AFL All-Star contest in January. **DECEMBER 19** — Lou Saban signs a 10-year contract as General Manager and Head Coach of the Denver Broncos.

## 1967

**MARCH 1** — Broncos move to new suburban executive offices with adjacent practice field and locker room facilities for both preseason and regular season training. **MARCH 17** — Metropolitan Denver voters turn down stadium bond issue, but Bronco fans immediately organize for fund raising drive to improve Bears Stadium and keep Broncos in Denver. **MAY 17** — Floyd Little, Denver's No. 1 draft choice, signs with Broncos. Little becomes the first No. 1 choice to sign with Denver in the history of the club. **AUGUST 5** — Broncos defeat Detroit Lions 13-7 in pre-season game at DU for AFL's first win over the NFL. **AUGUST 15** — Quarterback Steve Tensi acquired from San Diego for first round draft choices in both 1968 and 1969. **DECEMBER** — Floyd Little paces AFL in punt returning with a 16.9 average. Bob Scarpitto repeats as punt leader with a 44.9 norm. Flanker Al Denson selected All League in player balloting.

## 1968

**JANUARY** — Flanker Al Denson, defensive tackle Dave Costa, center Larry Kaminski and cornerback Nemiah Wilson participate in AFL All-Star game. Lou Saban and staff coach the West stars. **FEBRUARY** — Civic drive to raise \$1.8 million ends successfully and City of Denver receives stadium as a gift after purchase of the facility from Empire Sports, Inc. by non-profit group. Construction begins on 16,000 seat upper deck that will raise capacity to 50,000 for 1968 season. **SEPTEMBER 21** — Broncos move into new administrative building at 5700 Logan Street. **DECEMBER 14** — Bears Stadium is officially re-named Denver Mile High Stadium.

## 1969

**JANUARY 19** — Dave Costa, Rich Jackson and Floyd Little participate in AFL All-Star Game in Jacksonville, Florida. **DECEMBER** — Floyd Little and Rich Jackson named to first team All League. **DECEMBER** — Bill Thompson (rookie) tops AFL list in punt and kickoff returns, the first player in NFL history to ever hold both titles.

## 1970

**JANUARY 17** — Rich Jackson, Dave Costa, Floyd Little, Mike Current and George Goeddeke play in All-Star game on West team. **SEPTEMBER** — Season ticket sale hits record number of 43,584. **DECEMBER 20** — Floyd Little gains 44 yards to win American Conference rushing title with 901 yards. It was first rushing crown and first season Little played in all 14 games.

## 1971

**JANUARY** — Richard Jackson named to official National Football League all-star team. **JANUARY** — Richard Jackson and Floyd Little make starting lineups for American Conference in first AFC-NFC Pro Bowl game. **MAY 12** — Broncos stop sale of season tickets at record 47,500. **OCTOBER 24** — Denver coach Lou Saban and Broncos down Cleveland 27-0. It was first time Browns were shut-out since 1952. It was also to be Saban's last victory as Bronco coach. **NOVEMBER 17** — Lou Saban resigns as head coach of Broncos, a position he had held for five years. Offensive line coach Jerry Smith is named interim head coach. Saban, in December, resigns as General Manager to return to Buffalo Bills as head coach. **DECEMBER 19** — Floyd Little compiles 79 yards against Raiders in Oakland to finish as pro football's top runner with 1,133 yards. Little also becomes first Bronco to rush for more than 1,000 yards in a season.

## 1972

**JANUARY 5** — John Ralston, successful head coach at Stanford, is announced as Denver's new head coach. He later adds the title of General Manager. **MARCH 16** — For the first time in the history of Denver professional football, there will be no public sale of season tickets, it is reported. Season ticket holders renewed 46,500 of the 47,500 available season tickets, and further exercised their option for 8,000 additional tickets. **APRIL 5** — Long-time Rocky Mountain Empire Sports employee Earl Hartman dies of cancer. Hartman was Treasurer of Empire Sports and Business Manager of the Broncos at the time of his death.

## 1973

**MARCH 3** — Season ticket holders renew 47,800 of 48,000 season tickets to assure Denver again of having no public sale of season tickets. **OCTOBER 14** — Charley Johnson also becomes the 18th quarterback in pro football history to go over 20,000 yards lifetime as he connects for 214 yards plus three TDs to Haven Moses in a 48-20 win at Houston. **OCTOBER 22** — With "Orange Monday" banners waving, the Broncos perhaps play the most important game to date in the club's history against Oakland on national television. Denver comes back to knot the contest, 23-23, on a 35-yard field goal by Jim Turner. **NOVEMBER 25** — Denver defeats Kansas City, 14-10, to take over first place in the AFC West with three games to go. The win moves the Broncos to 6-3-2 — the six victories the second best mark ever for a Denver team to date. **DECEMBER 9** — Denver 42, San Diego 28! The Broncos are winners at last, as Denver clinches the team's seventh victory of the season, assuring the club of a winning record.

## 1974

**JANUARY** — Four Broncos — Floyd Little, Haven Moses, Riley Odums and Paul Smith — are invited to play in the Pro Bowl. John Ralston is named AFC Coach of the Year for guiding Denver to its first winning season ever. Odums is named All-Pro by NEA. **SEPTEMBER 10** — Denver voters pass a \$25 million bond issue to expand and improve Mile High Stadium to over 75,000 seats. The stadium was projected to be finished in time for the 1976 regular season. **SEPTEMBER 22** — The Broncos and the Pittsburgh Steelers play in the first regular season overtime game as a 35-35 score was present at the end of regulation play. Neither team scored in the sudden death period. **NOVEMBER 28** — Before a television audience estimated at 35 million, the Broncos riddle the Detroit Lions 31-27 on Denver's first Thanksgiving Day game in Detroit. **DECEMBER 8** — Denver assures itself of the team's second consecutive winning season and Otis Armstrong sets a single game rushing mark of 183 yards as the Broncos down Houston 37-14. **DECEMBER 15** — Otis Armstrong finishes the season with 1,407 yards and the NFL rushing title becoming one of a half dozen players ever to average more than 100 yards per game in pro football.

## 1975

**JANUARY** — Otis Armstrong and Riley Odums represent the Broncos in the annual Pro Bowl game in Miami, Fla. **FEBRUARY** — Expansion of Mile High Stadium begins, which will provide 63,500 capacity for the 1976 season and an ultimate capacity of 75,000 in 1977. **DECEMBER 14** — Floyd Little winds up his career as the seventh all-time rusher in the NFL with 6,323 yards.

## 1976

**JANUARY 26** — Tight end Riley Odums and linebacker Randy Gradishar are the Broncos representatives in the Pro Bowl in New Orleans. **MARCH 28** — Quarterback Charley Johnson announces his retirement from the National Football League after a 15-year career. Johnson led the club to its first two winning seasons in 1973 and 1974. **JUNE 27** — Lyle Alzado is one of three finalists for the man of the Year Award and Rick Upchurch is honored as the American Conference Offensive Rookie of the Year by the NFL Players Association. **SEPTEMBER 26** — Rick Upchurch ties an NFL record by returning two punts for touchdowns in a 44-13 win over the visiting Cleveland Browns. **OCTOBER 24** — Rick Upchurch ties an NFL record with his fourth punt return touchdown of the season in a 35-26 win over Kansas City. **NOVEMBER 7** — With two field goals and six extra points, Jim Turner becomes the fifth player in pro football history to surpass 1,200 points. **NOVEMBER 14** — Denver shuts out San Diego, 17-0, marking first time the team has recorded two shutouts in one season. Denver had shut out the Chargers 26-0 Oct. 3. **DECEMBER 12** — The Broncos stop Chicago, 28-14, for their ninth win of the season, highest total in Denver history. Otis Armstrong rushes for 116 yards to reach 1,008 for the season, his second 1,000-yard in his career. **DECEMBER 18** — Fred Gehrke, long-time Bronco administrator, is named general manager.



## HISTORICAL HIGHLIGHTS, CONT.

## 1977

**JANUARY 17** — Rick Upchurch and Otis Armstrong are the Broncos participants in the annual AFC-NFC Pro Bowl in Seattle. **JANUARY 31** — John Ralston resigns as Head Coach of the Denver Broncos. **FEBRUARY 1** — Robert (Red) Miller, a former Bronco assistant coach, is named as the team's eighth head coach. **JUNE 12** — Lyle Alzado is named winner of the National Football League Players Association's Byron (Whizzer) White Award as the group's Man of the Year. **OCTOBER 16** — Pushing their season record to 5-0, the Broncos use seven interceptions and a touchdown pass to kicker Jim Turner to trounce the defending world champion Oakland Raiders, 30-7. **NOVEMBER 27** — In a showdown of the two best records in the NFL, the Broncos get a 73-yard interception return for a touchdown by Tom Jackson to dump Baltimore, 27-13, and run their record to 10-1. **DECEMBER 4** — With a 24-14 win at Houston the Broncos clinch a playoff berth, first in the club's history. Later in the day, the Broncos clinch the AFC Western Division championship when the Raiders fall to the Los Angeles Rams. **DECEMBER 18** — The Broncos lose to Dallas in the regular season finale, 14-6, but post the best record in the history of the franchise, 12-2, tied with Dallas for the best in the NFL. **DECEMBER 24** — Before the largest crowd ever to watch a sporting event in the state of Colorado, 75,011, the Broncos stop the Pittsburgh Steelers in the first round of playoff action, 34-21.

## 1978

**JANUARY 1** — In a hard-fought game at Mile High Stadium, the Broncos dethrone the Raiders, 20-17, for the AFC championship and a trip to the Super Bowl in New Orleans. **JANUARY 15** — Broncos fall to the Cowboys, 27-10, in the Super Bowl. **JANUARY 23** — Lyle Alzado, Randy Gradishar, Tom Jackson, Billy Thompson and Louis Wright represent the Broncos in the Pro Bowl, the largest Denver contingent in history. **MARCH** — Only 143 season tickets are not renewed, a new all-time low. **DECEMBER 3** — Broncos win by 21-6 score at Oakland, holding the Raiders without a touchdown for the second time in the season, and moving within one game of AFC West crown. **DECEMBER 10** — Denver downs Kansas City, 24-3, winning second consecutive division championship, as QB Craig Morton goes 19-for-22 with 16 consecutive completions, both second best all-time NFL marks. **DECEMBER 30** — Denver loses in the playoffs to eventual Super Bowl champion Pittsburgh Steelers, 33-10.

## 1979

**JANUARY 29** — Broncos are represented by an all-time high of seven players in the NFL Pro Bowl, including Lyle Alzado, Randy Gradishar, Tom Jackson, Riley Odoms, Bill Thompson, Rick Upchurch, and Louis Wright. **MARCH** — Only 161 season tickets are not renewed, virtually assuring the Broncos of their tenth consecutive sellout season. **NOVEMBER 11** — Rick Upchurch becomes the all-time pro football record holder in career punt return yardage. He set the record vs. New England, surpassing the late Emlen Tunnell's total of 2,209 yards. **DECEMBER 17** — Denver clinches a playoff berth for the third consecutive year. **DECEMBER 23** — Denver loses in wild card playoff game at Houston, 13-7.

## 1980

**JANUARY 27** — The Broncos are represented in the Pro Bowl game by Randy Gradishar, Tom Jackson, Rick Upchurch, and Louis Wright. **MARCH** — Only 146 season tickets are not renewed for 1980, virtually assuring the club of its 11th consecutive sellout campaign. **OCTOBER 5** — Randy Gradishar returns interception 93 yards for a touchdown vs. Cleveland, the longest such return in team history and the NFL's longest for 1980 season. **OCTOBER 13** — Fred Steinfort kicks 57-yard field goal, tying record for third-longest kick in NFL history.

## 1981

**JANUARY** — Fred Steinfort is named by Pro Football Weekly as that publication's Golden Toe Award winner for the 1980 season, having tied for the league lead with 26 field goals. **FEBRUARY 25** — Edgar F. Kaiser, Jr. is introduced as the new owner of the Denver Broncos, having purchased the club from principal owners Gerald H. Phipps and Allan R. Phipps. **MARCH 10** — Grady Alderman is named new General Manager and Dan Reeves is named as the new Head Coach. **MARCH** — The Broncos are sold out for their 12th consecutive season. **SEPTEMBER** — Craig Morton throws four touchdown passes in each of two consecutive games, vs. Baltimore and San Diego, a first in franchise history. Wide receiver Steve Watson ties a team record with three touchdown receptions against the Colts on September 20. **NOVEMBER 22** — Watson catches a touchdown pass at Cincinnati to set a new team record with 13 TD catches in one season. **DECEMBER 20** — Watson gains 82 yards on receptions at Chicago, establishing a new Bronco single season mark with 1,244 reception yards. Individually, Morton set single season records for yards gained (3,213), yards passing (3,195), and average gain per play (8.37), while Watson led the AFC in reception yardage and in touchdown receptions (13).

## 1982

**JANUARY 31** — The Broncos are represented in the Pro Bowl game by Randy Gradishar, Bob Swenson, Bill Thompson, and Steve Watson. **MARCH** — Only 49 season ticket accounts have not been renewed for 1982, virtually assuring the Broncos of their 13th consecutive sellout season in Mile High Stadium. **SEPTEMBER 21** — The NFL Players Association begins the first regular season strike in NFL history, resulting in the cancellation of games for eight consecutive weeks. **DECEMBER 3** — Hein Poulus is named Vice President and General Manager of the Broncos. **DECEMBER 19** — Rick Upchurch returns a punt 78 yards for a touchdown against Kansas City to tie the all-time pro football record of eight career touchdowns on punt returns.

## 1983

**JANUARY 3** — Final NFL statistics show Rick Upchurch as the NFL's punt return leader with a 16.1 average and Luke Prestridge as the league's leading punter with a 45.0 mark. **FEBRUARY 6** — The Broncos are represented in the Pro Bowl game by Randy Gradishar, Luke Prestridge, and Rick Upchurch. **MARCH 15** — Only 89 season ticket accounts have not been renewed for 1983, virtually assuring the Broncos of their 14th consecutive sellout season in Mile High Stadium. **MAY 2** — In the biggest trade in franchise history, Denver acquires quarterback John Elway, the

first player taken in the NFL draft, and signs him to a five-year contract. **DECEMBER 11** — Elway throws three fourth quarter touchdown passes to erase a 19-0 deficit and lead the Broncos to a 21-19 playoff-clinching win over Baltimore. This marks the fourth Bronco appearance in playoff competition. **DECEMBER 24** — Denver loses the wild card game at Seattle, 31-7.

## 1984

**JANUARY 29** — Randy Gradishar makes his seventh Pro Bowl appearance. Louis Wright also was named to the AFC Pro Bowl team but was unable to play because of a fractured finger. **MARCH** — Only 146 season ticket accounts have not been renewed for 1984, virtually assuring the Broncos of their 15th consecutive sellout season in Mile High Stadium. **MARCH 23** — Pat Bowlen is introduced as the new owner of the Denver Broncos, assuming the title of President and Chief Executive Officer. **NOVEMBER 18** — The Broncos beat Minnesota 42-21 for the club's 10th consecutive victory, a team record. John Elway tied a Denver record throwing five touchdown passes in the game. **DECEMBER 15** — Denver wins its 13th game of the season, the most in Bronco history, and captures the AFC West crown with a 31-14 win over Seattle. Sammy Winder finishes the season with 1,153 yards rushing, and Steve Watson gains 1,170 yards receiving — the first time Denver has had 1,000-yard performers in both categories in the same season. **DECEMBER 30** — Pittsburgh defeats Denver 24-17 in a divisional playoff game.

## 1985

**JANUARY 27** — Sammy Winder represents the Broncos in the NFL Pro Bowl. **FEBRUARY 18** — Owner Pat Bowlen names John Beake as General Manager and Dan Reeves as Vice President of the club. **MARCH** — Only 82 season ticket accounts have not been renewed for the 1985 season, virtually assuring the Broncos of their 16th consecutive sellout season in Mile High Stadium. **DECEMBER 20** — Denver beats Seattle 27-24 to close out the season at 11-5. The Broncos set season records with total yards (5,496) and total points (380). John Elway, who threw for 432 yards against Seattle, set Denver records in total offense (4,144 yards) and passing yards (3,891) for the season, and Karl Mecklenburg's 13 quarterback sacks also set a new Bronco standard.

## 1986

**FEBRUARY 2** — The Broncos are represented by four players in the Pro Bowl - Rulon Jones, Karl Mecklenburg, Dennis Smith, and Louis Wright. **FEBRUARY 26** — Owner Pat Bowlen holds ground breaking ceremonies for 60 luxury Penthouse Suites to be built atop Mile High Stadium's fifth level. **MARCH** — Only 127 season ticket accounts have not been renewed for the 1986 season, virtually assuring the Broncos of their 17th consecutive sellout season in Mile High Stadium. **OCTOBER 12** — Broncos post a 31-14 win over San Diego to equal best start in team history with 6-0 record. **DECEMBER 13** — Denver, which had clinched AFC Western Division title by virtue of a Seattle win over Los Angeles the previous Monday night, clinched home field advantage for first playoff game by defeating Washington, 31-30. **DECEMBER 20** — Broncos conclude regular season play with second consecutive 11-5 record. Thirty-five individual and team records were set by the Broncos in 1986. DE Rulon Jones was named the AFC Defensive Player of the Year by UPI, and LB Karl Mecklenburg was named the AFC Player of the Year by the Football News.

## 1987

**JANUARY 4** — Broncos post a 22-17 playoff win over New England Patriots before 76,105, the largest crowd ever to watch a Denver home game. **JANUARY 11** — Broncos post a thrilling, 23-20 overtime win over the Cleveland Browns to win the AFC championship and earn a trip to Super Bowl XXI. **JANUARY 18** — A crowd of over 63,000 attends a Mile High Stadium rally before the team's departure for Pasadena. **JANUARY 25** — The Broncos lose to the New York Giants by a 39-20 score in Super Bowl XXI, a game watched by 101,063 at the Rose Bowl and played before a national television audience of 127,000,000. In addition, the game was televised live in 53 other nations. **JANUARY 26** — More than 100,000 fans welcome Broncos home in parade through downtown Denver. **FEBRUARY 1** — Six Broncos play in the Pro Bowl game, including Keith Bishop, John Elway, Rulon Jones, Karl Mecklenburg, Dennis Smith, and Sammy Winder. **MARCH** — Only 58 season ticket accounts have not been renewed for the 1987 season, virtually assuring the Broncos of their 18th consecutive sellout season in Mile High Stadium, longest sellout streak in the AFC and second longest in the NFL. **AUGUST 9** — The Broncos lose 28-27 to the Los Angeles Rams in American Bowl '87, a preseason game played in storied Wembley Stadium in London, England. **SEPTEMBER 22** — The NFL Players Association goes on strike, resulting in the cancellation of games for the weekend of Sept. 28. **OCTOBER 4** — Denver loses 40-10 to Houston in the first of three "replacement" games. **NOVEMBER 29** — Denver grabs a 31-17 win over San Diego in the 400th game for both franchises. The contest also marks Dan Reeves' 100th game as the Broncos' head coach. **DECEMBER 27** — The Broncos win their third AFC West title in four years after shutting out San Diego 24-0 in a blizzard. Denver finishes the season with a 10-4-1 record, the only team in the NFL to post eight 10-win seasons since 1977. Quarterback John Elway is named NFL Most Valuable Player by AP.

## 1988

**JANUARY 10** — The Broncos advance to the AFC Championship Game with a 34-10 victory over Houston before 75,968 in Mile High Stadium. **JANUARY 17** — Denver becomes the first AFC team to win consecutive conference championships since Pittsburgh of 1978-79 by defeating Cleveland 38-33. The game garnered a 91 television share in the Denver area, believed to be an all-time national viewing high. **JANUARY 31** — The Broncos lose to Washington 42-10 in Super Bowl XXII in San Diego Jack Murphy Stadium. **FEBRUARY 6** — Three players represent Denver in the Pro Bowl Game; Keith Bishop, John Elway, and Karl Mecklenburg. **MARCH** — The Broncos are virtually assured of their 19th consecutive sellout campaign as just 91 season ticket accounts are not renewed for the 1988 campaign. **JUNE 3** — The Broncos acquire future Hall of Fame RB Tony Dorsett from the Dallas Cowboys in exchange for a future draft choice. The 1988 campaign will be Dorsett's 12th in pro football. **SEPTEMBER 26** — RB Tony Dorsett eclipses Jim Brown to become the second leading rusher in pro football history, trailing only Walter Payton. **DECEMBER 17** — The Broncos close out the season with a 21-10 win over New England and a disappointing 8-8 record, marking the end of Denver's two-year reign as AFC champions. QB John Elway concludes the season with 3,309 yards passing and 234 rushing to become the first player in football history to have four consecutive years with more than 3,000 passing yards combined with more than 200 rushing yards. Dorsett finishes the year second to Payton among football's all-time rushing leaders with 12,739 yards.



## HISTORICAL HIGHLIGHTS, CONT.

## 1989

**JANUARY 29** — Punter Mike Horan is the Broncos' lone representative in the AFC-NFC Pro Bowl Game. **APRIL** — The Broncos conclude season ticket renewals and waiting list additions for 1989, virtually assuring the team of its 20th consecutive sellout campaign at Mile High Stadium. **NOVEMBER 26** — The Broncos clinch their third AFC West title in four seasons after a 41-14 victory at home against Seattle. **DECEMBER 16** — Denver wraps up home field advantage for the AFC Playoffs with 37-0 win at Phoenix.

## 1990

**JANUARY 7** — The Broncos advance to the AFC Championship Game with a come-from-behind 24-23 win over Pittsburgh. **JANUARY 14** — The Broncos become the only AFC team to win three conference titles in the 1980s with a 37-21 victory over Cleveland in the AFC Championship Game. **JANUARY 28** — Denver loses 55-10 to San Francisco in Super Bowl XXIV in the New Orleans Superdome. **FEBRUARY 4** — Three players represent the Broncos in the Pro Bowl; Kicker David Treadwell, nose tackle Greg Kragen and safety Dennis Smith. Linebacker Karl Mecklenburg was selected to start in the game but could not participate because of a knee injury suffered in the Super Bowl. **FEBRUARY 26** — The National Football League announces that the Broncos will face Seattle in an Aug. 4 preseason game in Tokyo, Japan. **MARCH 5** — The Paul D. Bowlen Memorial Broncos Centre opens in southeast Denver, housing all of the team's office and training facilities. **AUGUST 5** — The Broncos defeat the Seattle Seahawks by a score of 10-7 in American Bowl '90, played before a sellout audience in the Tokyo Dome in Tokyo, Japan. The game marks Denver's second appearance in an international game, having played the Los Angeles Rams in London in a 1987 American Bowl contest. **NOVEMBER 22** — The Broncos drop a 40-27 game to the Detroit Lions in the Lions' annual Thanksgiving Day contest, marking Denver's fifth appearance in a Thanksgiving Day game, including four in Detroit and one in Denver (a 46-45 loss to the New York Titans in 1962). **DECEMBER 30** — Running back Bobby Humphrey finishes the season with 1,202 rushing yards, becoming one of just 10 backs to rush for over 1,000 yards in each of their first two NFL seasons. Mike Horan leads the entire NFL in punting (44.4) and in net punting average (38.9). The Broncos also boast the NFL's kickoff return leader in Kevin Clark who posts a 25.3 average.

## 1991

**FEBRUARY 3** — Safeties Steve Atwater and Dennis Smith, along with running back Bobby Humphrey, appear in the AFC-NFC Pro Bowl game in Honolulu, Hawaii. It is the first appearance each for Atwater and Humphrey. **JULY 27** — The Broncos lose 14-3 to Detroit in the Hall of Fame Game played in Canton, Ohio. Former Broncos assistant coach Stan Jones is inducted into the Hall. **SEPTEMBER 1** — Denver records its biggest opening day win ever with a 45-14 pounding of Cincinnati. **DECEMBER 8** — A 17-7 win at Cleveland clinches a playoff berth for the Broncos. **DECEMBER 22** — Denver closes out the regular season at 12-4 and wins the AFC West title for the fifth time in eight years.

## 1992

**JANUARY 4** — The Broncos overcome a 21-6 deficit to defeat Houston 26-24 in an AFC Divisional Playoff Game. The winning field goal was set up by a drive that began at the Denver two. The Broncos converted two fourth down plays to keep the possession alive. **JANUARY 12** — Despite a sterling effort by Denver's defense, the Broncos fall 10-7 to Buffalo in the AFC Championship Game. The Bills' high-powered offense managed just 213 yards and 12 first downs in the game. **FEBRUARY 2** — Running back Gaston Green, linebacker Karl Mecklenburg, and safeties Steve Atwater and Dennis Smith represent the Broncos in the Pro Bowl. **MARCH** — The Broncos conclude season ticket renewals and waiting list additions for 1992, virtually assuring the franchise of its 23rd consecutive sellout season. Denver is also named a participant in America Bowl '92, to be played in Berlin. **AUGUST 15** — The Broncos lose to the Miami Dolphins, 31-27, in American Bowl '92 in Berlin's Olympic Stadium. **DECEMBER 28** — Denver Broncos President Pat Bowlen announces that the franchise will not renew the contract of Dan Reeves, thus creating a coaching vacancy in Denver for the first time since 1981. Reeves ends his Denver career with a record of 116-78-1.

## 1993

**JANUARY 25** — Wade Phillips is hired as the 10th head coach in Broncos history, signing a three-year contract as head coach after four seasons as the Broncos' defensive coordinator. **MAY** — The Broncos conclude their season ticket sales, guaranteeing the 24th consecutive sellout campaign at Mile High Stadium. **DECEMBER** — Quarterback John Elway is named AFC Most Valuable Player (UPI, Kansas City 101 Club, Football News) after his best pro season, in which he led the AFC in rating (92.8), attempts (551), completions (348), completion percentage (63.2), touchdowns (25), and yards (4,030).

## 1994

**JANUARY 9** — The Broncos return to the playoffs as a Wild Card team, dropping a 42-24 first round game to the Los Angeles Raiders at the Los Angeles Memorial Coliseum. The wild card playoff game marked Denver's ninth nationally televised game of the 1993 season, bringing the Broncos' eight-year total (1986-93) to 84 national television dates. **FEBRUARY 6** — The Broncos are represented in the AFC-NFC Pro Bowl game by quarterback John Elway, tight end Shannon Sharpe, linebacker Karl Mecklenburg, and safeties Steve Atwater and Dennis Smith. **MARCH** — The Broncos and Raiders are named to oppose each other in an American Bowl '94 Game in Barcelona. The Broncos thus join San Francisco as the only two teams to have been asked to represent the NFL in London, Tokyo, Berlin, and Barcelona. **MAY** — The Broncos conclude season ticket renewals and waiting list additions for 1994, leading to an anticipated 25th consecutive season of sellouts at Mile High Stadium.

## 1995

**JANUARY 31** — Mike Shanahan is hired as the 11th head coach in Broncos history. Shanahan, a Denver assistant coach from 1984-87 and 1989-91, signed a seven-year contract as head coach after spending the previous three years in San Francisco, where he served as offensive coordinator. **FEBRUARY 5** — The Broncos are represented in the annu-

al AFC-NFC Pro Bowl by safety Steve Atwater, quarterback John Elway and offensive tackle Gary Zimmerman. Tight end Shannon Sharpe was also selected but did not play. **MARCH** — The Broncos are selected to face San Francisco in an American Bowl '95 Game in Tokyo, joining the 49ers and Dallas as the only NFL teams to participate in five American Bowl Games. **MAY** — The Broncos conclude season ticket renewals and waiting list additions for 1995, leading to an anticipated 26th consecutive season of sellouts at Mile High Stadium. **AUGUST 5** — The Broncos defeat San Francisco 24-10 in the American Bowl in Tokyo, Japan. **NOVEMBER 5** — John Elway passes for 256 yards in a 38-6 Broncos home win over Arizona to surpass the 40,000-yard passing plateau, just the seventh player in pro football history to accomplish that feat. **NOVEMBER 19** — KOA play-by-play announcer Larry Zimmer calls his 500th Broncos game as a member of the KOA broadcast team, as Denver defeats San Diego 30-27. **DECEMBER 10** — Broncos running back/kick returner Glyn Milburn tallies an NFL-record 404 all-purpose yards in a 31-27 loss to Seattle at Mile High Stadium. He surpassed Billy Cannon's previous record of 373 yards, set 35 years prior to the day (12/10/61). Milburn racked up 131 rushing yards, 45 receiving yards, 133 yards on kickoff returns and 95 yards on punt returns. **DECEMBER 24** — The Broncos close the season with a 31-28 win at Oakland, and establish franchise single-season records in seven different offensive categories: points scored (388), total yards (6,040), avg. gain per play (5.70), avg. gain per rush (4.53), touchdown passes (27, tie), passing yards (4,045) and first downs passing (205).

## 1996

**FEBRUARY 4** — Denver is represented in the annual AFC-NFC Pro Bowl in Honolulu by safety Steve Atwater, kicker Jason Elam, running back/kick returner Glyn Milburn, wide receiver Anthony Miller and tight end Shannon Sharpe. Tackle Gary Zimmerman was selected but did not play because of injury. **MAY** — The Broncos conclude season ticket renewals and waiting list additions for 1996, leading to an anticipated 27th consecutive season of sellouts at Mile High Stadium. **OCTOBER 20** — Terrell Davis sets a franchise record with 194 rushing yards in a 45-34 win over the Baltimore Ravens. **DECEMBER 1** — The Broncos win the AFC West and clinch home-field advantage for the playoffs with a 34-7 win over Seattle. The win is also Denver's ninth consecutive, the second-longest streak in franchise history. **DECEMBER 15** — John Elway becomes the winningest quarterback in NFL history with a 24-19 defeat of Oakland, the 126th of his career. The win also secures a perfect 8-0 home record for the season, for just the second time in franchise history. **DECEMBER 22** — Elway becomes just the third player in NFL history to pass for over 45,000 yards in a career. Terrell Davis wins the AFC rushing crown with a franchise-record 1,538 yards, while also posting franchise bests in carries (345), rushing touchdowns (13) and total touchdowns (15). The team ties for the NFL's best record (13-3; tied for best in franchise history) and ranks first in the league in total offense and rushing offense, as well as fourth in total defense, including a No. 1 mark against the run. Franchise records are set for points scored (391), highest average gain per rush (4.5; tie with '95 team), fewest rushing yards allowed (1,331) and fewest rushing first downs allowed (67). **DECEMBER 26** — Terrell Davis is named NFL Offensive Player of the Year by the Associated Press, and joins three other Broncos as first-team All-Pro performers: Shannon Sharpe, Alfred Williams and Gary Zimmerman.

## 1997

**JANUARY 4** — Denver hosts its first playoff game since Jan. 4, 1992, as the Jacksonville Jaguars come to Mile High Stadium for an AFC Divisional Playoff contest. **FEBRUARY 2** — Denver is represented in the annual AFC-NFC Pro Bowl in Honolulu by safety Tyrone Braxton, running back Terrell Davis, defensive tackle Michael Dean Perry, linebacker Bill Romanowski, tight end Shannon Sharpe and defensive end Alfred Williams. Safety Steve Atwater, quarterback John Elway and tackle Gary Zimmerman are also selected but do not play in the game because of injury. **FEBRUARY 4** — The Broncos unveil new uniforms featuring the traditional Broncos orange with a navy blue, and a new helmet logo that features a powerful, dynamic Bronco. The helmet is blue, with the horse done in white with orange highlights. **MARCH** — The Broncos are selected to face Miami in an American Bowl '97 contest in Mexico City, Mexico. The appearance marks the Broncos' sixth in an American Bowl, tying the club with San Francisco for most in the NFL since American Bowl games began being played in 1985. **MAY** — The Broncos conclude season ticket renewals and waiting list additions for 1997, leading to an anticipated 28th consecutive season of sellouts at Mile High Stadium. **AUGUST 4** — Denver and Miami meet in Mexico City, Mexico, in an American Bowl '97 contest, won by the Dolphins, 38-19, at Estadio Guillermo Caneado. **SEPTEMBER 21** — Running back Terrell Davis sets a franchise record by rushing for 215 yards in a 38-20 win over Cincinnati at Mile High Stadium. He is named AFC Offensive Player of the Week, en route to an AFC Player of the Month award for September. **OCTOBER 6** — Denver defeats New England 34-13 in a Monday Night battle of the league's two remaining unbeaten, representing the furthest into a season that two undefeated teams have met on Monday Night Football. Linebacker John Mobley is named AFC Defensive Player of the Week in recognition of his 15-tackle effort that included an interception return for a touchdown. **OCTOBER 26** — The Broncos defeat the Bills 23-20 in overtime at Buffalo's Rich Stadium, a mere 15 hours after arriving in Buffalo, due to a severe snowstorm that dumped more than a foot of snow on the Denver area, with drifts piled several feet higher in some areas. The Broncos' chartered flight leaves Denver 10 hours late, at 8 p.m. (MT) Saturday, Oct. 25, after an ordeal that involves numerous players' vehicles being stranded in snow-drifts trying to reach the team buses at Broncos headquarters. Several players make their way to headquarters by way of snowmobiles after being picked up by citizens. **NOVEMBER 2** — John Elway sets two milestones and earns AFC Offensive Player of the Week honors on this day as the Broncos defeat Seattle 30-27 at Mile High Stadium. With 252 passing yards, Elway moves past Fran Tarkenton into second-place all-time in NFL passing yardage, and his 276 total yards make him just the third player in NFL history to top the 50,000-yard plateau. He will later be named NFL Offensive Player of the Month for November. **NOVEMBER 9** — Cornerback Darrien Gordon ties an NFL record by returning two punts for touchdowns in the same quarter, a feat previously accomplished just twice in NFL history. His scoring returns of 82 and 75 yards in the first quarter staked Denver to a 14-0 lead en route to a 34-0 defeat of Carolina. The two touchdown returns in a game also tie Rick Upchurch's franchise record, while his 168 punt return yards set a new franchise standard, as Gordon wins AFC Special Teams Player of the Week honors. **DECEMBER 21** — Denver closes its regular season with a 38-3 victory over San Diego to secure its second consecutive undefeated regular season at home, only the third NFL team to do so since the schedule expanded to 16 games in 1978. The Broncos set new franchise records by posting nine double-digit victories in one season and scoring more than 30 points in nine different games. **DECEMBER 27** — The Broncos defeat Jacksonville 42-17 in an AFC Wild Card Game at Mile High Stadium to record their first playoff victory since Jan. 4, 1992. In the game, Denver sets club postseason records for rushing yards (310), total yards (511),



## HISTORICAL HIGHLIGHTS, CONT.

rushing attempts (49), points in a quarter (21; 4th quarter), total points (42), first downs (28), rushing first downs (18) and third-down efficiency (75%). Terrell Davis rushes for a club postseason record 184 yards, and is complemented by Derek Loville's 103 yards rushing, making Denver just the third team in NFL postseason history to post two 100-yard rushers in the same game. Denver's 40:59 of possession time and 310 rushing yards both rank as the fifth-highest totals ever in an NFL playoff game. Instrumental in the performance is the offensive line, which, as a unit, is named NFL Offensive Player of the Week. It marks just the second time in NFL history—and first in the postseason—that an Offensive Line is named Player of the Week.

## 1998

**JANUARY 4** — Denver wins a road playoff game for only the second time in franchise history by defeating the Chiefs 14-10 in an AFC Divisional Playoff Game at Kansas City's Arrowhead Stadium. **JANUARY 11** — The Broncos win their fifth AFC Championship — and win on the road for the second consecutive week in the playoffs — by topping the Steelers 24-21 at Pittsburgh's Three Rivers Stadium. The win makes Denver just the fifth Wild Card team to advance to the Super Bowl since the Wild Card format was adopted in 1970. **JANUARY 25** — Denver claims its first World Championship with a 31-24 victory over defending champion Green Bay in Super Bowl XXXII at Qualcomm Stadium in San Diego. The Broncos become the first team from the American Football Conference in 14 years to win the Super Bowl and only the second Wild Card team ever to do so. Running back Terrell Davis sets a Super Bowl record with three rushing touchdowns to claim the Pete Rozelle Award as the game's Most Valuable Player. Davis finishes with 157 yards rushing and ties the Super Bowl record for total touchdowns (3) and points scored (18). The game marks the first time in Super Bowl history that each team scored a touchdown on its first possession, and the Broncos become just the fourth team in Super Bowl history to score on each of their first three possessions. **JANUARY 27** — An estimated 650,000 fans gather in downtown Denver for a victory parade and rally to honor the World Champion Denver Broncos. The parade follows a route along 17th street, from Wynkoop to Broadway, and then along Broadway for several blocks before working its way to the steps of the Denver City and County Building, where a rally is held. Broncos owner Pat Bowlen, head coach Mike Shanahan, quarterback John Elway, running back Terrell Davis, Colorado Governor Roy Romer and Denver Mayor Wellington Webb address the sea of Broncos fans who pack the grounds in front of the stage, and Elway and Davis are honored with street signs bearing their names. **FEBRUARY 1** — The Broncos are represented in the annual AFC-NFC Pro Bowl in Honolulu by running back Terrell Davis, center Tom Nalen, tight end Shannon Sharpe and defensive end Neil Smith. Quarterback John Elway is also selected but opts not to play in the game due to injury. **APRIL 22** — Colorado Governor Roy Romer signs into law SB 171, a bill authorizing voters to decide upon a ballot issue that would appropriate tax money to partially fund a new football stadium in Denver. **MAY** — The Broncos conclude season ticket renewals and waiting list additions for 1998, leading to an anticipated 29th consecutive season of sellouts at Mile High Stadium. **JUNE 5** — Broncos players and coaches receive their Super Bowl rings in a private ceremony at team headquarters. **JUNE 16** — The Denver Broncos travel to Washington, D.C. for a special ceremony in which they are honored by President Bill Clinton at the White House for their victory in Super Bowl XXXII. Terrell Davis delivers to the President a Broncos jersey number "1" with "Clinton" on the back. **SEPTEMBER 21** — The Denver Broncos and San Diego Chargers are selected to play the first NFL game in Australia, an American Bowl '99 contest, Sun., Aug. 8 at Stadium Australia at Homebush Bay in Sydney. **OCTOBER 25** — Broncos kicker Jason Elam ties a 28-year old NFL record by making a 63-yard field-goal attempt vs. Jacksonville at Mile High Stadium. The record-tying kick comes in the final seconds of the first half, in a game won by the Broncos, 37-24. **NOVEMBER 3** — Denver-area voters approve a ballot issue to appropriate tax money to partially fund a new football stadium in Denver. The Broncos would begin play in the new stadium at the beginning of the 2001 season. **NOVEMBER 22** — Broncos quarterback John Elway becomes just the second player in NFL history to compile 50,000 yards passing during a career, joining Miami's Dan Marino. Elway reaches the plateau on a 5-yard completion to wide receiver Willie Green in the first quarter of a 40-14 win over Oakland at Mile High Stadium. **NOVEMBER 29** — The Broncos clinch the AFC West division title for the ninth time in franchise history with a 31-16 win at San Diego. **DECEMBER 6** — The Broncos tie an NFL record by winning their 18th game in a row (regular and postseason combined), a 35-31 comeback defeat of Kansas City at Mile High Stadium. The only other teams to win 18 consecutive games are Chicago (1933-34 and 1941-42), Miami (1972-73) and San Francisco (1989-90). The win also gave the Broncos a 13-0 record to begin the season, tied for second-best in NFL history. The 1972 Miami Dolphins went undefeated through a 14-game schedule, while the 1934 Chicago Bears started 13-0. **DECEMBER 27** — The Broncos close the regular season with a 14-2 record, best in franchise history, by virtue of a 28-21 win over Seattle. It marked the third consecutive season in which the club went undefeated at home, joining just three other teams in NFL history to accomplish the feat, and the first since the 16-game schedule was instituted in 1978. In the game, Terrell Davis rushes for 178 yards to finish with 2,008 for the season, and 6,413 for his career, overtaking Floyd Little (6,323) as the club's all-time leading rusher. He becomes just the fourth player in NFL history to rush for more than 2,000 yards in a season, joining Eric Dickerson (2,105 in 1984), Barry Sanders (2,053 in 1997) and O.J. Simpson (2,003 in 1973), and also sets Broncos single-season records for rushing attempts (392), rushing touchdowns (21), touchdowns (23), points scored (138), total yards from scrimmage (2,225) and 100-yard games (11). Davis is named NFL Most Valuable Player by the Associated Press, and is a unanimous All-NFL selection, along with tight end Shannon Sharpe. The Broncos set franchise single-season records for rushing touchdowns (26), passing touchdowns (32), total touchdowns (62), points scored (501), first downs (347), rushing yards (2,468), total yards (6,092), highest avg. gain per play (5.9), PATs made (58) and attempted (59) and punting average (46.2).

## 1999

**JANUARY 9** — Denver defeats Miami 38-3 in an AFC Divisional Playoff Game at Mile High Stadium, to win its fifth consecutive postseason contest. It is Denver's largest winning margin in the postseason, and the team sets postseason defensive records for rushing yards (14), rushing avg. (1.1) and points (3) allowed. Terrell Davis' 199 rushing yards represent the fourth-highest single-game total in NFL postseason history. **JANUARY 17** — Denver defeats the New York Jets 23-10 in the AFC Championship Game at Mile High Stadium to reserve its sixth Super Bowl trip, an AFC record. The Broncos erase a 10-0 third-quarter deficit by scoring 20 points in the period to win going away. **JANUARY**

**31** — Denver defeats Atlanta 34-19 in Super Bowl XXXIII at Pro Player Stadium in Miami, Fla., to claim its second consecutive World Championship. Denver becomes just the sixth franchise in league history to win back-to-back Super Bowls, joining Green Bay (Super Bowls I and II), Miami (VII and VIII), Pittsburgh (IX and X; XIII and XIV), San Francisco (XXIII and XXIV) and Dallas (XXVII and XXVIII). John Elway is named Most Valuable Player of Super Bowl XXXIII, passing for 336 yards and a touchdown, and rushing for another score. Terrell Davis (102 yds.) sets an NFL record by rushing for 100 yards in his seventh consecutive postseason contest, and fullback Howard Griffith rushes for two touchdowns. Rod Smith's 80-yard touchdown reception from Elway stands as the second-longest play from scrimmage in Super Bowl history, defensive tackle Mike Lodish sets an NFL record by playing in his sixth Super Bowl (4 with Buffalo, 2 with Denver). Cornerback Darrien Gordon's 108 yards on two interception returns establish a Super Bowl record, and also make him the Super Bowl career leader for interception-return yards. **FEBRUARY 1** — The Broncos return to Denver from Miami and are greeted by an estimated 375,000 fans lining a parade route that takes the team through downtown, along Broadway, to a rally at Civic Center Park. From the steps of the Denver City and County Building, Broncos players and coaches thank the fans for their support and share the victory with them. Broncos owner Pat Bowlen, head coach Mike Shanahan, quarterback John Elway, running back Terrell Davis, Colorado Governor Bill Owens and Denver Mayor Wellington Webb address the crowd. **FEBRUARY 7** — The Broncos are represented in the annual AFC-NFC Pro Bowl in Honolulu by a franchise-record 10 players: safety Steve Atwater, running back Terrell Davis, kicker Jason Elam, quarterback John Elway, tackle Tony Jones, wide receiver Ed McCaffrey, center Tom Nalen, linebacker Bill Romanowski, guard Mark Schlereth and tight end Shannon Sharpe. Davis and Sharpe are unable to play in the game due to injury. **APRIL 10** — Chinese Premier Zhu Rongji visits the Paul D. Bowlen Memorial Broncos Centre as part of a nine-day U.S. tour to promote trade with China. The Premier requested the visit as one of the highlights of his trip, and said, "It is a pleasure to visit the home of the Broncos. They are the champions of American football." **MAY** — The Broncos conclude season ticket renewals and waiting list additions for 1999, leading to an anticipated 30th consecutive season of sellouts at Mile High Stadium. **MAY 2** — John Elway announces his retirement in a press conference at the Inverness Hotel and Golf Club in Englewood. **JUNE 6** — Broncos players, coaches and staff receive their Super Bowl rings in a private ceremony, followed by a party at the Broadmoor in Colorado Springs, Colo. **AUGUST 7** — Denver defeats San Diego 20-17 in American Bowl '99 at Stadium Australia, in Sydney, Australia, site of the 2000 Summer Olympics. It is the first NFL game played on the Australian continent. **SEPTEMBER 13** — John Elway is inducted into the Denver Broncos Ring of Fame in a ceremony held at halftime of Denver's season-opening Monday Night game vs. Miami. He is the 16th inductee into the prestigious group — the first since 1993 (Louis Wright) — and the first for whom the traditional five-year waiting period is waived. Elway's familiar No. 7 is also retired on this night, assuring that the number he wore for 16 brilliant seasons will never be worn again by a Bronco. **SEPTEMBER 26** — Broncos tight end Shannon Sharpe becomes the leading receiver in franchise history, catching five passes for 39 yards against Tampa Bay at Raymond James Stadium, to surpass the previous standards held by Lionel Taylor (543-6,872). Sharpe finishes the day at 547 receptions and 6,897 yards. **OCTOBER 3** — Kicker Jason Elam becomes the Denver Broncos' all-time leading scorer, surpassing Jim Turner (742 points) in Denver's game vs. the New York Jets at Mile High Stadium. Elam's seven points (2 field goals, 1 PAT) raise his career total to 748 points. **OCTOBER 17** — Denver has two players post 100 or more receiving yards in the same game for the first time in franchise history, as Byron Chamberlain (123 yards) and Ed McCaffrey (116) both top the century mark in Denver's 31-10 defeat of Green at Mile High Stadium. **DECEMBER 19** — Denver linebacker Glenn Cadrez returns a fumble 37 yards for a touchdown in overtime to lift the Broncos over the Seattle Seahawks, 36-30. It is just the second overtime game in NFL history to be decided by a fumble return for a touchdown. In the contest, Jason Elam became the franchise's all-time leader in successful PATs and attempted field goals, passing Jim Turner in both categories.

## 2000

**JANUARY 2** — Running back Olandis Gary sets franchise rookie rushing record by finishing the 1999 season with 1,159 yards on 276 carries. Also, wide receiver Rod Smith tops the 1,000-yard receiving mark for the third consecutive season—a franchise record—and rookie return man Chris Watson sets a franchise single-season record for kickoff returns (48) in Denver's season-fine vs. San Diego at Mile High Stadium. **FEBRUARY 6** — The Broncos are represented at the annual AFC-NFC Pro Bowl in Honolulu by center Tom Nalen, defensive tackle Trevor Pryce and fullback/special teams player Detron Smith. **MAY** — The Broncos conclude season ticket renewals and waiting list additions for 2000, leading to an anticipated 31st consecutive season of sellouts at Mile High Stadium. **SEPTEMBER 10** — The Broncos begin their final season of play at Mile High Stadium with a 42-14 win over Atlanta before a crowd of 75,466, in the home opener. **SEPTEMBER 17** — Broncos rookie running back Mike Anderson becomes just the ninth player in NFL history to rush for more than 100 yards in each of his first two NFL games, picking up 187 in a win at Oakland. He had 131 the previous week vs. Atlanta. **NOVEMBER 13** — Denver defeats Oakland 27-24 in the final Monday Night Football game at Mile High Stadium, on a 41-yard field goal by Jason Elam as time expired. Overall, the Broncos were 16-6 in the 22 Monday Night games played at Mile High, from 1973-2000. **NOVEMBER 19** — The Broncos improve to 7-4 with the second largest fourth quarter comeback in franchise history, overcoming a 34-17 deficit to beat the San Diego Chargers 38-37. Quarterback Gus Frerotte, replacing the injured Brian Griese, broke Frank Tripucka's 38-year old franchise passing record (447) with 462 passing yards and tied the team record with five touchdown passes. **DECEMBER 3** — Mike Anderson rushes for 251 yards in a 38-23 win at New Orleans to set an all-time NFL rookie rushing record for a single game. He also broke the franchise single-game rushing mark by posting the fourth best rushing day by any player in NFL history, and set a Broncos record with four touchdowns in the game. Jason Elam also set an NFL record, converting his 304th consecutive point-after attempt, breaking Norm Johnson's previous record of 303. **DECEMBER 23** — The Broncos play their final game ever at Mile High Stadium, defeating San Francisco 38-9 before the second largest crowd in the stadium's history, 76,098. It was the largest crowd ever for a Broncos regular season game, and those in attendance were treated to an outstanding performance from the home team on this historic day. The Broncos set franchise single-season records for passing yards (4,243) and total yards (6,554), with the latter figure ranking fifth in NFL history. Ed McCaffrey and Rod Smith each hit the 100-catch mark for the season—just the second pair of teammates to do so in the same season in NFL history—with McCaffrey (101) breaking Lionel Taylor's 39-year old franchise record (100), while Smith ties it. Smith shatters the club record with 1,602 receiving yards for the season. Running back Mike Anderson sets franchise rookie rushing records with 1,487 yards and 15 touchdowns for the season.



## HISTORICAL HIGHLIGHTS, CONT.

### 2001

**FEBRUARY 4** — The Broncos are represented at the annual AFC-NFC Pro Bowl in Honolulu by quarterback Brian Griese, center Tom Nalen, defensive tackle Trevor Pryce and wide receiver Rod Smith. Griese and Nalen are unable to play because of injuries. **MAY** — The Broncos conclude season ticket renewals and waiting list additions for 2001, leading to an anticipated 32nd consecutive season of home sellouts, in their first season at INVESCO Field at Mile High. **AUGUST 25** — The Broncos play their first preseason game at INVESCO Field at Mile High, vs. the New Orleans Saints, winning 31-24. **SEPTEMBER 10** — The Broncos officially christen INVESCO Field at Mile High with a season-opening 31-20 win over the New York Giants on Monday Night Football. The game is marred only by the broken left leg suffered by wide receiver Ed McCaffrey and further put out of the spotlight the next morning by the terrorist attacks on the United States. **SEPTEMBER 23** — Wide receiver Rod Smith sets a team record with 14 receptions in a 38-17 win at Arizona. **OCTOBER 7** — Cornerback Deltha O'Neal ties an NFL record by becoming the 18th player in league history (19th time) to intercept four passes in one game, in Denver's 20-6 defeat of Kansas City at INVESCO Field at Mile High. He joins former Broncos Austin "Goose" Gonsoulin (1960) and Willie Brown (1964) on that list. **NOVEMBER 5** — Kicker Jason Elam became one of just 30 players in NFL history to score 1,000 career points, converting four field goals in a 38-28 loss at Oakland on Monday Night Football. His second field goal also accounted for the 20,000th point scored in the history of Monday Night Football. **NOVEMBER 22** — The Broncos defeat the Dallas Cowboys 26-24 at Texas Stadium on Thanksgiving Day, marking the club's first Thanksgiving Day appearance since 1990.

### 2002


**JANUARY 28** — Ted Sundquist is promoted to general manager after six years as director of college scouting. **FEBRUARY 4** — The Broncos are represented in the annual AFC-NFC Pro Bowl in Honolulu by tight end Dwayne Carswell, kicker Jason Elam, linebacker/special teams player Ian Gold, cornerback Deltha O'Neal, defensive tackle Trevor Pryce, wide receiver Rod Smith and linebacker Al Wilson. Pryce and Smith are unable to play because of injuries. **MAY** — The Broncos conclude season ticket renewals and waiting list additions for 2002, leading to an anticipated 33rd consecutive season of home sellouts. **OCTOBER 20** — Tight end Shannon Sharpe sets an NFL record for a tight end and a franchise receiving record with 214 receiving yards on 13 receptions, including two touchdowns, in Denver's 37-34 come-from-behind overtime win at Kansas City. **DECEMBER 15** — Rookie running back Clinton Portis ties a Broncos record by becoming just the second player in franchise history to score four touchdowns in a game. He scores three times by rush and once receiving in Denver's 31-24 win over Kansas City at INVESCO Field at Mile High. **DECEMBER 29** — Running back Clinton Portis closes his rookie season with a 228-yard rushing effort in a win vs. Arizona at INVESCO Field at Mile High to finish the season with a franchise rookie-record 1,508 rushing yards, the fifth-best rushing season by a rookie in NFL history. His 228 rushing yards tie for the best effort in the NFL in 2002 and tie for the fourth-most by a rookie in a single game in NFL history. Additionally, Portis' two touchdowns on the day give him 17 for the season (15 rushing, 2 receiving), tied for third-most by a rookie in NFL history. For the season he also posts the second-best yards-per-carry average (5.52) for a rookie in league history.

### 2003

**JANUARY 7** — Running back Clinton Portis is named NFL Offensive Rookie of the Year by the Associated Press. He is the third Bronco to be named either offensive or defensive Rookie of the Year, joining running back Mike Anderson (2000) and linebacker Mike Croel (1991). **JANUARY 20** — Larry Coyer is promoted from linebackers coach to defensive coordinator. **FEBRUARY 2** — The Broncos are represented in the annual AFC-NFC Pro Bowl in Honolulu by defensive end Trevor Pryce and linebacker Al Wilson. **MARCH 17** — The Broncos announce that the club will hold training camp in 2003 at its permanent facility in Dove Valley, in suburban Denver after 21 years at the University of Northern Colorado in Greeley. **APRIL 18** — Construction begins at the Broncos' Dove Valley training complex on a third outdoor practice field, to feature a FieldTurf™ artificial surface. **MAY** — The Broncos conclude season ticket renewals and waiting list additions for 2003, leading to an anticipated 34th consecutive season of home sellouts. **JUNE 10** — Crews begin to install FieldTurf™ surface on new third practice field, initiating a two-week installation process. **JULY 24** — The Broncos open training camp at the Paul D. Bowlen Memorial Broncos Centre, the first training camp to be held at the team's permanent training facility in suburban Denver. **NOVEMBER 16** — Wide receiver Rod Smith returns a punt 65 yards for a touchdown vs. San Diego. Coupled with Deltha O'Neal's 57-yard punt return for a score in the Broncos previous game vs. New England (Nov. 3), the Broncos become the first team in NFL history to have a different player return a punt for a touchdown in back-to-back games. **DECEMBER 14** — Jason Elam scores his 1,300th career point, reaching that milestone in fewer games than any player in NFL history (170). **DECEMBER 21** — The Broncos defeat Indianapolis 31-17 at the RCA Dome in an ESPN-televised Sunday night game to clinch the organization's first playoff berth since the 2000 season. In the game Rod Smith passes Terrell Davis (8,887 yards) for most career total yards from scrimmage by a Bronco, and Shannon Sharpe passes Henry Ellard (814) for ninth place on the all-time NFL receptions list.

### 2004

**JANUARY 31** — John Elway is elected to the Pro Football Hall of Fame in his first year of eligibility, becoming the first Bronco in the Hall to have played his entire career with the team. Elway joins Bob Brown, Carl Eller and Barry Sanders in the Hall of Fame's Class of 2004, with enshrinement scheduled for August 8, 2004. **FEBRUARY 8** — The Broncos are represented in the annual AFC-NFC Pro Bowl in Honolulu by center Tom Nalen, running back Clinton Portis and linebacker Al Wilson. **MID-FEBRUARY** — Construction begins on a \$4 million renovation and expansion project to upgrade the team's headquarters, the Paul D. Bowlen Memorial Broncos Centre, in suburban Denver. Included in the project is a new strength and conditioning center that houses the team's weight room, an indoor conditioning area and a new home for the field-maintenance department. The new weight room is approximately 9,000 square feet in size, nearly three times as the previous weight room. Also included in the renovation project is an expanded training room and a cafeteria that seats approximately 120. **MAY** — The Broncos conclude season ticket renewals and waiting list additions for 2004, leading to an anticipated 35th consecutive season of home sellouts. **JULY** — The \$4 million renovation and expansion of the team's permanent training facility is completed in time for the opening of training camp.





## THE DENVER BRONCOS' PLEDGE TO COMMUNITY DEVELOPMENT

The Community Development Department, in collaboration with the Denver Broncos Charities Fund, strives to improve the quality of life for Coloradoans through youth, health and hunger initiatives, with a secondary focus on individuals with special needs and disabilities.

### DENVER BRONCOS CHARITIES FUND

The Denver Broncos Charities Fund was established in 1994 as a charitable trust of the McCormick Tribune Foundation. Daily, the DBCF attempts to touch the lives of many through several community organizations in Colorado. Annually, through the DBCF, the Denver Broncos strive to improve the quality of life for the youth, hungry, homeless and disabled in Colorado. With each dollar raised by the Fund, a portion is matched by The McCormick Foundation.



### YOUTH PROGRAMS

#### DENVER BRONCOS BRANCH OF THE BOYS AND GIRLS CLUBS OF METRO DENVER



The Denver Broncos Boys and Girls Club, located in Montbello, was established in August 2003 with a \$1.2 million investment over a minimum of five years. Additionally, the Broncos assisted and supported the Club with educational and recreational programs, volunteer resources, and player involvement. To date, the Club has swelled to more than 1,000 members between the ages of 6 and 18 from northeast Denver neighborhoods that have committed to improving their lives. Broncos Ring of Famer Billy Thompson heads the organization's efforts, and he was a product of the national Boys and Girls Club system.

#### GATORADE JUNIOR TRAINING CAMPS

In an effort to expose more children to the game of football and provide a safe venue to learn the game, the Denver Broncos and Gatorade have joined forces to offer Junior Training Camps to schools and youth-serving organizations.

Designed to deliver a fun and memorable football experience to youth ages 6 to 12, the free camps have attracted thousands of Denver area youth. The camps provide an opportunity for children to learn about basic health and fitness, encourage teamwork and experience football in a fun environment. Steve Sewell, former Broncos running back and Director of Community Outreach, "coaches" this grassroots program.

#### KIDS CARAVAN

Designed to be a fun and entertaining day for kids, Kids Caravan travels to bring the excitement of the Denver Broncos to the young fan base in the Colorado community. Broncos players, cheerleaders and Miles are just a few of the perks of the Caravan. Gatorade Jr. Training Camps, along with organized activities and inflatables, round-out an action-packed day for kids of all ages.



#### READ LIKE A PRO

Since 2001, the Denver Broncos have partnered with U.S. Bank to design a program that encourages reading amongst elementary school-aged children statewide. Schools throughout Colorado may have access to special reading tools, including football-themed worksheets, "good job" stickers, a supplemental teaching video highlighting Broncos alumnus Steve Sewell and Miles and special bookmarks, all in the spirit of kids' reading achievement. New in 2004, the Boys and Girls Clubs of Metro Denver and Denver Public Schools will benefit from special reading activities and fun competitions among young readers in support of Read Like a Pro.

### HEALTH PROGRAMS

#### TACKLING PROSTATE CANCER

Completing his third season as spokesperson for the Denver Broncos prostate cancer campaign, Broncos linebacker Al Wilson is dedicated to do his part to fight this deadly disease. The drive collaborates with the Prostate Cancer Education Council and is highlighted by a week-long period in the fall that provides men with free screening for the disease. Al visits screening sites to sign autographs, take pictures and encourage men to come out and get tested.







### DRIVE FOR LIFE

Since 1998, The Denver Broncos Community Blood Drive, "Drive For Life," has been held on a Tuesday in October at INVESCO Field at Mile High. Working in conjunction with Bonfils Blood Center, Drive For Life has grown into one of Denver's best Broncos traditions, with record numbers of donors helping to bolster Colorado's blood supply just in time for the difficult winter months. "Drive for Life" has become the largest single-day blood drive in the history of Colorado and one of the largest in the nation. Wide receiver Rod Smith has been the spokesperson for the effort since the blood drive began. Smith's own daughter, Vanessa, has received blood transfusions all of her life in her battle with sickle cell anemia. Many Broncos teammates come out to support Smith and the effort.




### HUNGER PROGRAMS

### BRONCOS WIVES FOOD DRIVE

The annual Broncos Wives Food Drive is perhaps the best-known DBCF program benefiting Colorado's hungry and homeless. Since 1981, the wives of Broncos players, coaches and staff have collected cash donations and non-perishable food items outside the gates of the stadium from generous Broncos fans before a home football game.

COMPA Food Ministry helps the Broncos Wives distribute the non-perishables to area food pantries, while cash donations are matched by the McCormick Tribune Foundation through DBCF and granted to COMPA Food Ministry and other area agencies that assist the hungry and homeless.



### DENVER BRONCOS HOLIDAY PROGRAM

This year marks the first year that the popular Denver Broncos Holiday Program will be held at INVESCO Field at Mile High. Jimmy Spencer heads the event designed to provide families in need with some holiday cheer, a festive meal, and gifts for the children. Spencer's teammates add atmosphere to the event by playing Santa's Helpers. The Broncos are connected with the families by the Denver Rescue Mission and other local hunger-relief agencies.







## THE DENVER BRONCOS CHEERLEADERS

In 2003, the 29 members of the Denver Broncos Cheerleading squad divided more than 800 hours of civic involvement amongst 70 Colorado organizations. Many associations from Children's Hospital to the Race for the Cure were visited by members of last year's team. For the upcoming season, the squad will continue to promote community involvement as its number one commitment.

Last year the Denver Broncos Cheerleaders began an annual tradition of hosting a High School Cheerleading competition. The winners performed during a Denver Broncos halftime show and were awarded cash prizes to help support their school programs. The first year was a great success with more than 600 participants and 1,200 spectators throughout the day.

Entering their 12th season, the Denver Broncos Cheerleaders are one of the premier teams in the National Football League. The Broncos brought back cheerleaders in 1993 after a 17-year absence and are proud of the work the team does both on the field and most importantly in the community.

The Broncos Cheerleaders are selected through auditions held each spring. This year, 350 women tried out for the 34 available positions. Auditions focus primarily on dance ability, however, appearance, personal accomplishments, and community involvement are also contributing factors.

Known for their distinctive western uniforms, the Cheerleaders wear long leather chaps and jackets in the fall months, ski-wear for cold games and a more traditional cheerleading leather skirt and vest in the summer months. The three uniform changes give them flexibility with the rapidly-changing Colorado weather.


In 2004, the cheerleaders will have a calendar, poster and other merchandise available for sale. For more information on the cheerleaders, contact Teresa Schroeder at (720) 258-3176, or look up their page on the official Denver Broncos website at [www.DenverBroncos.com](http://www.DenverBroncos.com).



**Teresa Schroeder**  
Director



**Shelly Trujillo**  
Assistant Director



**Shawna Peters**  
Director, Jr. Cheerleaders





## MASCOTS

### “THUNDER”

The Denver Broncos are notorious for having thunderstorms throughout the fall and winter. That is Thunder storming the field. Thunder is a 21-year-old purebred Arabian stallion that acts as the team's mascot. Following every Broncos touchdown, Thunder displays his impressive canter from one end zone to the other.

Thunder, provided by Magness Racing Ventures of Denver, will be entering his 12th year during the Broncos 2004 season. Throughout his first 11 seasons, Thunder has entertained millions of fans. Thunder loves children and makes several annual appearances at children's events and schools throughout Colorado each year.

Although Thunder's registered name is JB Kobask, he was given the "stage name" Thunder for his mascot duties. Thunder made his Mile High debut Sept. 12, 1993 during a Broncos victory over the San Diego Chargers. In addition to his appearances at all Broncos home games, Thunder also appeared at Super Bowls XXXII in San Diego, Calif., and XXXIII in Miami, Fla.

Thunder—not bashful in front of crowds—is a champion show horse. His competition victories include the Hunter Pleasure Champion of the Wyoming Arabian Horse Association Show in 1993, Reserve Champion of the Pure Breed Western Pleasure at the Colorado State Fair in 1989, and first place in Pure Breed Western Pleasure at the Rocky Mountain Arabian Horse Show in 1989.

Thunder is trained and ridden by Ann Judge-Wegener of Magness Racing Ventures. She is an accomplished equestrian.



### “MILES”

The Denver Broncos also have an official mascot, Miles, introduced in 2001 when the Broncos began play in INVESCO Field at Mile High.

Popular with all fans, and especially children, Miles entertains the Broncos faithful at every home game and makes numerous appearances throughout the Denver community year-round.

If you would like to inquire about scheduling Miles to appear at your next event, please contact Joel Darby in the Broncos marketing department at (720) 258-3114.



## INVESCO FIELD AT MILE HIGH



The Denver Broncos began a new era in 2001 as they took to the field in a new stadium, INVESCO Field at Mile High. Built adjacent to their previous home of 41 years, Mile High Stadium, the new stadium features first-class, state-of-the-art amenities for the teams and fans alike.

With seating capacity set at 76,125, INVESCO Field at Mile High is one of the largest stadiums in the National Football League. It includes 1.7 million square feet of space (approximately twice that of Mile High Stadium), providing the ultimate in comfort and convenience—including wider concourses, wider seats, more restrooms, elevators and escalators and full-service accommodations for people with disabilities.

INVESCO Field at Mile High features 132 luxury suites on two levels, as well as 8,800 club seats. It is highlighted by an emphasis on state-of-the-art technology while maintaining the traditional aspects of Mile High Stadium that gave the Broncos a decided home-field advantage over the years. Those features include the close proximity of the seats to the field as well as steel treads and risers that fans utilize to create the same deafening roar that characterized Mile High Stadium.

The stadium was designed and built by Turner/Empire/Alvarado Construction and HNTB Architects, in association with Fentress Bradburn Architects and Bertram A. Bruton Architects. Numerous Colorado companies and hundreds of professional designers, engineers and construction tradesmen were involved in the construction of the new state-of-the-art facility.

Construction began during the summer of 1999 and official groundbreaking was held Aug. 17, 1999. The Broncos won the first game ever played in the new stadium, 31-24, over New Orleans on Aug. 25, 2001, and won the first regular season game, 31-20, over the New York Giants on Sept. 10, 2001.







## INVESCO FIELD AT MILE HIGH FACTS

### BRONCOS' RECORD AT INVESCO FIELD

17-7 (.708)

### LOCATION

1701 Bryant Street in Denver, just west of Interstate 25, near downtown

### DEVELOPER AND OWNER

Metropolitan Football Stadium District

### SEATING

Capacity 76,125

(Lower Level-31,950 / Mid Level-19,100 / Upper Level-25,075)

### SUITES/CLUB SEATS

132 Luxury Suites on two levels / 8,800 club seats

### AREA

Site: Approximately 83 acres

Footprint: 15.34 acres

Gross square footage: 1,693,000

### ARCHITECT

HNTB Corporation, in association with Fentress Bradburn Architects and Bertram A. Bruton & Associates

### CONTRACTOR

Turner Construction, Empire Construction, Alvarado Construction

### BY THE NUMBERS:

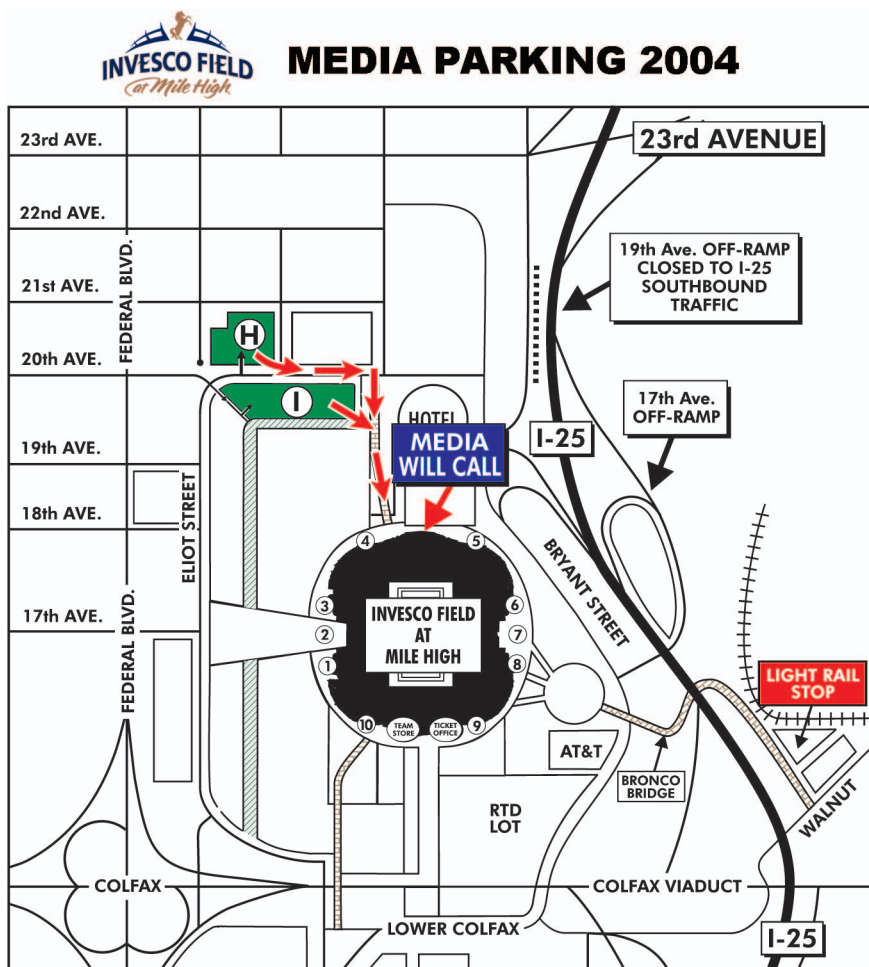
- 1,717,000 square feet area
- 4,844,000 field man hours
- 300,000 cubic yards of excavation
- 85,000 cubic yards of concrete (*enough to build the foundations for all the houses in Trinidad, Colo. (pop. 9,900)*)
- 12,000,000 pounds of reinforced steel
- 1,500,000 square feet of wire mesh
- 12,000 tons of structural steel
- 130,000 bricks
- 1,600,000 masonry blocks
- 1,000,000 square feet of drywall
- 500,000 square feet of sidewalks
- 2,100,000 square feet of asphalt paving (*equivalent to 16 miles of two-lane highway*)
- 256 miles of post tensioning cable (*enough to stretch from Trinidad, Colo., to Fort Collins*)
- 35,000 linear feet of curb
- 130,000 square feet of curtainwall
- 31,000 square feet of suite windows
- 200,000 pounds of aluminum
- 30,000 square feet of glass
- 76,000 square feet of metal panels
- 1,500 plumbing fixtures
- 25,000 light fixtures
- 2,500 tons of cooling

## INVESCO FIELD AT MILE HIGH SEATING DIAGRAM





## MEDIA PARKING DIAGRAM



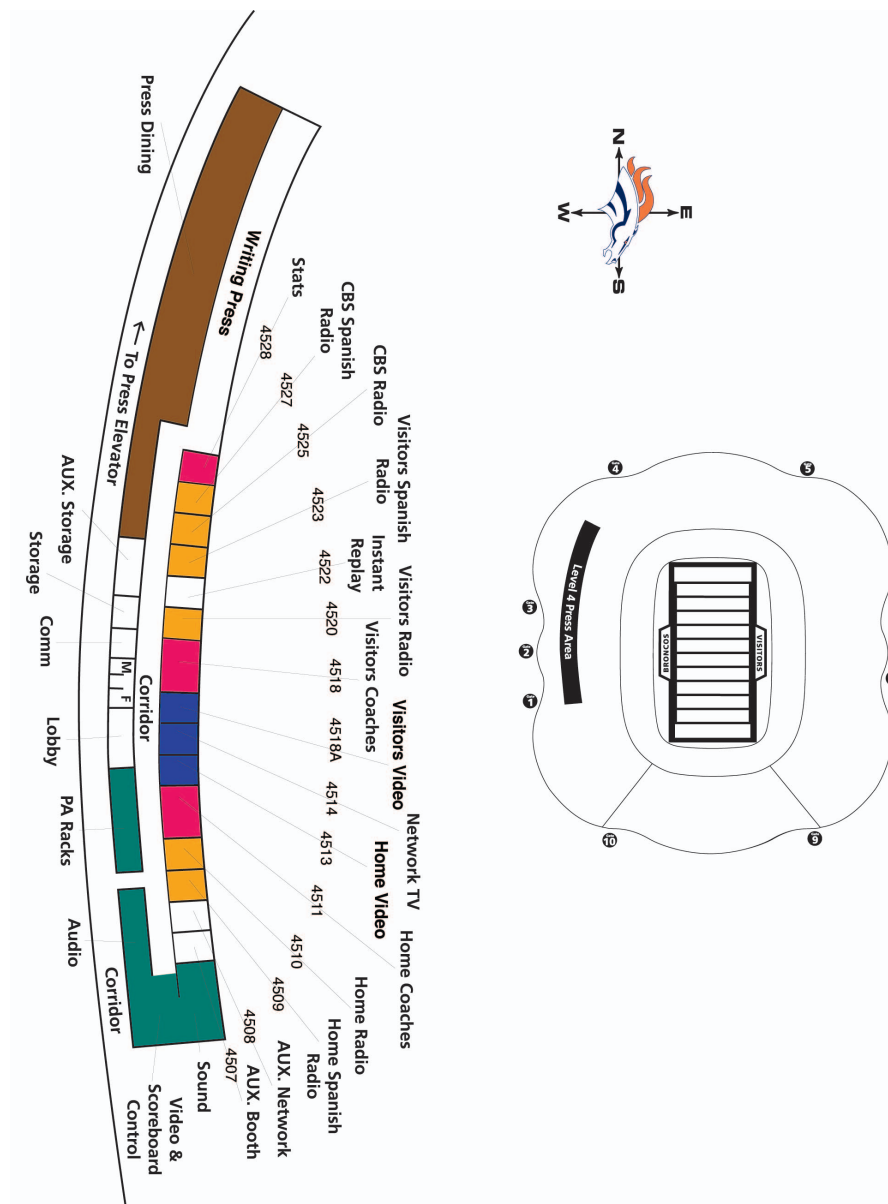
Access to Lots H&I will be from 20th Ave. Vehicles coming from the north should exit at 23rd Ave., go straight through the intersection onto a special frontage road, and then follow the directions to Lots H&I.

Vehicles coming from the south should exit at 17th Ave., go under I-25, turn right onto Bryant Street, and follow the directions to Lots H&I.

Lots H&I can also be accessed from Federal Blvd. and 20th Ave.

After parking your vehicle, media access is through the North Security Entrance between Gates 4 & 5.

## PRESS LEVEL DIAGRAM





## BRONCOS STADIUM HISTORY

The Denver Broncos played nearly all of their home games for the first 41 seasons of club history in one building. Known since 1969 as Mile High Stadium, the facility opened in 1948 as Bears Stadium for the Denver Bears of baseball's old Western League, with long range plans to utilize it for football as well. When Denver became a charter member of the American Football League in 1959, the south stands (8,100 seats) and portable east stands (9,616 seats) were added to give a capacity of 34,657 for football. The Broncos began play in 1960.

After Denver voters turned down a stadium bond issue to build an all-purpose metropolitan stadium in 1967, a non-profit group began a fund-raising drive with the goal of purchasing the stadium for the city. In February 1968, the group bought the stadium from Rocky Mountain Empire Sports for \$1.8 million and presented it to the city of Denver. A 16,000-seat upper deck was immediately constructed over the west stands, raising the capacity to over 50,000 for the 1968 season. In December 1968, the stadium was renamed Denver Mile High Stadium.

The Broncos posted a home record of 191-109-7 (.634) in 41 seasons of play from 1960-2000. With the exception of two games played at the University of Denver Stadium (1962 and '63 home openers; 1-1 record), every Broncos home game was played in the single facility known either as Bears Stadium or Mile High Stadium, with the club posting a 190-108-7 record (.638) in the building. The Broncos went 19-40-2 (.328) from 1960-68 in Bears Stadium, then 171-68-5 (.711) from 1969-2000 after the named was changed to Mile High Stadium.

The stadium was filled for every regular season game from the beginning of the 1970 season through its final season in 2000. The Broncos sold out 237 consecutive regular season games, and with postseason contests the total reached 250 over the 31-year period.

Expansion of Mile High Stadium, begun in 1975, was completed for the 1977 season to give the Broncos the seventh-largest home facility in the league. Denver voters passed a \$25 million bond issue in 1974 to expand and improve the stadium from its capacity of 51,706 to 75,100. The stadium held 63,532 for the 1976 season, halfway through the project.

Bringing the stadium to its final capacity of 76,098 in 1986 was the construction of 60 Penthouse Suites atop the west stands.

One of the unique aspects of Mile High Stadium was its movable east stands. The massive single section, when fully extended, formed a horseshoe configuration for football, and when retracted, was in position for baseball. The three-tiered structure, measuring 535 feet in length, 135 feet in height and 200 feet in depth,

weighed nearly nine million pounds and was moved a distance of 145 feet between the two configurations. The move was facilitated by a process involving a thin layer of water on which the structure moved. Water was pumped onto more than 90,000 square feet of runways and formed a .003-inch sheet upon which the stands rested. Hydraulic rams then pushed the stands forward at the rate of three feet per minute, making the move last somewhere around two hours.

Demolition of Mile High Stadium was completed in March 2002.



The Broncos played their home games at Mile High Stadium from inception in 1960 until 2000. The facility, built in 1948, was known as Bears Stadium until 1969.

### FAST FACTS

**Broncos Home Record, 1960-2000**  
(Bears Stadium/Mile High Stadium,  
University of Denver Stadium):

191-109-7 (.634)

**Broncos Record at Bears Stadium/  
Mile High Stadium:**

190-108-7 (.638)

19-40-2 (.328) as Bears Stadium, 1960-68  
171-68-5 (.711) as Mile High Stadium, 1969-2000

**Broncos Record at U. of Denver Stadium**  
1-1 (.500)

**First Broncos Game at Bears Stadium**

Oct. 2, 1960 • Denver Broncos 31  
Oakland Raiders 14

**Last Broncos Game at Mile High Stadium**

Dec. 23, 2000 • Denver Broncos 38  
San Francisco 49ers 9

## BRONCOS' RADIO NETWORK



**Dave Logan**  
Play-by-Play



**Scott Hastings**  
Color Commentary

It's a Rocky Mountain tradition: 850 KOA and the Denver Broncos. For the 35th consecutive season, Denver's 50,000-watt station serves as the flagship for the Denver Broncos game broadcast network.

Dave Logan is in his eighth full season as voice of the Broncos, following seven years as color analyst on the broadcasts. Logan's background reads like an All-American dream: A Colorado native and 1971 winner of the *Denver Post* Gold Helmet Award, he is one of two athletes (along with Dave Winfield) drafted by franchises in Major League Baseball, the NBA and the NFL. Logan chose the latter, starring for the Cleveland Browns from 1976-83, and ascending into the top five of virtually every receiving category in the franchise record books. He played his final season in Denver in 1984.

Since then, Logan has brought his love for sports and knowledge of the games to Colorado radio listeners as co-host of KOA's award-winning talk show, the Sports Zoo, weekdays from 3-7 p.m. He was named 1997 Broadcast Citizen of the Year in Colorado, and has been Colorado Sportscaster of the Year three times, in 1992, '93 and '98. Logan also is one of the most accomplished prep football coaches in Colorado state history, coaching two high school football teams to state championships, and taking a third, his current school, Mullen to the state semifinals in his first year at the helm in 2003. He is in his second year as head coach at Mullen in 2004, after leading Chatfield (2000-02) to a state title in 2001 and Arvada West (1993-99) to a title in 1997.

Scott Hastings joins Logan in the booth for his eighth year as color commentator, having proved himself a savvy and thorough analyst, complementing Logan's play-by-play. An 11-year veteran of the National Basketball Association, Hastings was a member of the Detroit Pistons' 1989-90 World Champion squad.

In addition to his co-hosting duties on KOA's Sports Zoo, Hastings provides analysis on professional and college basketball and football for Fox Sports Net Rocky Mountain and TNT, and is in his second season as girls basketball coach at Arapahoe High School in Littleton, Colo.

### DENVER BRONCOS RADIO NETWORK • 2004 AFFILIATE STATIONS

#### FLAGSHIP STATION: KOA 850 AM, DENVER

#### COLORADO

Alamosa	KALQ	93.5 FM
Aspen	KNFO	106.1 FM
Avon	KSKE	104.7 FM
Colorado Springs	KVOR	1300 AM
Craig	KRAI	550 AM
Durango	KRSJ	100.5 FM
Fort Collins	KIIX	1410 AM
Fort Morgan	KSIR	1010 AM
Glenwood Springs	KMTS	99.1 FM
Granby	KKHI	930 AM
Grand Junction	KEKB	99.9 FM
Greeley	KFKA	1310 AM
Gunnison	KPKE	1490 AM
Kremmling	KRWK	106.3 FM
Montrose	KUBC	580 AM
Pagosa Springs	KWUF	1400 AM
Pueblo	KGHF	1350 AM
Salida	KVRH	1340 AM
Steamboat Springs	KBCR	1230 AM
Sterling	KNNG	104.7 FM
Trinidad	KCRT	92.5 FM
Walsenburg	KSPK	102.3 FM
Yuma	KNEC	100.9 FM

#### IDAHO

Idaho*	KTIK	1350 AM
--------	------	---------

#### KANSAS

Garden City	KYBD	94.5 FM
Goodland	KLOE	730 AM

Hays	KAYS	1400 AM
Liberal	KSCB	1270 AM
Billings*	KGHL	790 AM
Bozeman*	KMMS	1450 AM
Colstrip*	KOAL	106.1 FM
Glendive*	KDZN	96.5 FM
Kalispell*	KOFI	1180 AM
Lewistown*	KXLO	1230 AM
Malta*	KMMR	100.1 FM
Miles City*	KMTA	1050 AM

#### NEBRASKA

Alliance	KCOW	1400 AM
Chadron	KCSR	610 AM
Kearney	KXPN	1460 AM
Lincoln	KLMS	1480 AM
North Platte	KOOQ	1410 AM
Scottsbluff	KNEB	960 AM

#### NEVADA

Las Vegas	KSHP	1400 AM
-----------	------	---------

#### NEW MEXICO

Albuquerque	KABQ	1350 AM
Artesia	KSPV	990 AM
Farlington	KDAG	96.9 FM

#### NORTH DAKOTA

Bismarck	KFYR	550 AM
Bowman*	KPOK	1340 AM

#### OREGON

Ontario*	KSRV	1380 AM
----------	------	---------

#### SOUTH DAKOTA

Belle Fourche*	KBFS	1450 AM
Lemmon*	KBJM	1400 AM
Rapid City	KOTA	1380 AM

#### WYOMING

Buffalo*	KBBS	1450 AM
Casper	KTWO	1030 AM
Cheyenne	KGAB	1240 AM
Cody*	KODI	1400 AM
Douglas*	KKTY	1470 AM
Gillette*	KIML	1270 AM
Green River*	KUGR	1490 AM
Kemmerer*	KMER	950 AM
Lander	KOVE	1330 AM
Laramie	KOWB	1290 AM
Newcastle*	KASL	1240 AM
Powell*	KLZY	92.5 FM
Rawlins*	KPWO	1260 AM
Riverton*	KRAL	1240 AM
Sheridan*	KVOW	1450 AM
Sundance*	KROE	930 AM
Thermopolis*	KYDT	103.1 FM
Torrington*	KTHE	1240 AM
Wheatland*	KGOS	1490 AM
Worldand*	KYCNC	1340 AM
	KWOR	1340 AM

\*Northern Sports Network



## FINAL 2003 NFL STANDINGS

### AMERICAN FOOTBALL CONFERENCE

East Division						
	W	L	T	Pct.	Pts.	OP
New England*	14	2	0	.875	348	238
Miami	10	6	0	.625	311	261
Buffalo	6	10	0	.375	243	279
N.Y. Jets	6	10	0	.375	283	299
North Division						
	W	L	T	Pct.	Pts.	OP
Baltimore*	10	6	0	.625	391	281
Cincinnati	8	8	0	.500	346	384
Pittsburgh	6	10	0	.375	300	327
Cleveland	5	11	0	.313	254	322
South Division						
	W	L	T	Pct.	Pts.	OP
Indianapolis*	12	4	0	.750	447	336
Tennessee#	12	4	0	.750	435	324
Jacksonville	5	11	0	.313	276	331
Houston	5	11	0	.313	255	380
West Division						
	W	L	T	Pct.	Pts.	OP
Kansas City*	13	3	0	.813	484	332
Denver#	10	6	0	.625	381	301
Oakland	4	12	0	.250	270	379
San Diego	4	12	0	.250	313	441

\*Division Champion; #Wild Card team.

Buffalo finished ahead of New York Jets based on better division record (2-4 to 1-5).  
 Indianapolis finished ahead of Tennessee based on head-to-head sweep (2-0).  
 Jacksonville finished ahead of Houston based on better division record (2-4 to 1-5).  
 Denver finished ahead of Miami based on better conference record (9-3 to 7-5).  
 Oakland finished ahead of San Diego based on better conference record (3-9 to 2-10).  
 Philadelphia finished ahead of St. Louis based on better conference record (9-3 to 8-4).  
 Seattle finished ahead of Dallas based on better strength of victory (65-95 to 62-98).

### 2003 POSTSEASON

#### AFC Wild Card Playoff Games

Tennessee 20, BALTIMORE 17  
 INDIANAPOLIS 41, Denver 10

#### AFC Divisional Playoff Games

NEW ENGLAND 17, Tennessee 14  
 Indianapolis 38, KANSAS CITY 31

#### AFC Championship Game

NEW ENGLAND 24, Indianapolis 14

#### Super Bowl XXXVIII at Reliant Stadium, Houston, Texas

New England (AFC) 32, Carolina (NFC) 29

#### AFC-NFC Pro Bowl at Aloha Stadium, Honolulu, Hawaii

NFC 55, AFC 52

### NATIONAL FOOTBALL CONFERENCE

East Division						
	W	L	T	Pct.	Pts.	OP
Philadelphia*	12	4	0	.750	374	287
Dallas#	10	6	0	.625	289	260
Washington	5	11	0	.313	287	372
N.Y. Giants	4	12	0	.250	243	387
North Division						
	W	L	T	Pct.	Pts.	OP
Green Bay*	10	6	0	.625	442	307
Minnesota	9	7	0	.563	416	353
Chicago	7	9	0	.438	283	346
Detroit	5	11	0	.313	270	379
South Division						
	W	L	T	Pct.	Pts.	OP
Carolina*	11	5	0	.688	325	304
New Orleans	8	8	0	.500	340	326
Tampa Bay	7	9	0	.438	301	264
Atlanta	5	11	0	.313	299	422
West Division						
	W	L	T	Pct.	Pts.	OP
St. Louis*	12	4	0	.750	447	328
Seattle#	10	6	0	.625	404	327
San Francisco	7	9	0	.438	384	337
Arizona	4	12	0	.250	225	452

## ALL-TIME CHAMPIONSHIP SCORES

### SUPER BOWLS

2003	XXXVIII	New England 32, Carolina 29, at Houston
2002	XXXVII	Tampa Bay 48, Oakland 21, at San Diego
2001	XXXVI	New England 20, St. Louis 17, at New Orleans
2000	XXXV	Baltimore 34, New York Giants 7, at Tampa
1999	XXXIV	St. Louis 23, Tennessee 16, at Atlanta
1998	XXXIII	Denver 34, Atlanta 19, at Miami
1997	XXXII	Denver 31, Green Bay 24, at San Diego
1996	XXXI	Green Bay 35, New England 21, at New Orleans
1995	XXX	Dallas 27, Pittsburgh 17, at Tempe
1994	XXIX	San Francisco 49, San Diego 26, at Miami
1993	XXVIII	Dallas 30, Buffalo 13, at Atlanta
1992	XXVII	Dallas 52, Buffalo 17, at Pasadena
1991	XXVI	Washington 37, Buffalo 24, at Minneapolis
1990	XXV	New York Giants 20, Buffalo 19, at Tampa
1989	XXIV	San Francisco 55, Denver 10, at New Orleans
1988	XXIII	San Francisco 20, Cincinnati 16, at Miami
1987	XXII	Washington 42, Denver 10, at San Diego
1986	XXI	New York Giants 39, Denver 20, at Pasadena
1985	XX	Chicago 46, New England 10, at New Orleans
1984	XIX	San Francisco 38, Miami 16, at Palo Alto, Calif.
1983	XVIII	Los Angeles Raiders 38, Washington 9, at Tampa
1982	XVII	Washington 27, Miami 17, at Pasadena
1981	XVI	San Francisco 26, Cincinnati 21, at Detroit
1980	XV	Oakland 27, Philadelphia 10, at New Orleans
1979	XIV	Pittsburgh 31, Los Angeles 19, at Pasadena
1978	XIII	Pittsburgh 35, Dallas 31, at Miami
1977	XII	Dallas 27, Denver 10, at New Orleans
1976	XI	Oakland 32, Minnesota 14, at Pasadena
1975	X	Pittsburgh 21, Dallas 17, at Miami
1974	IX	Pittsburgh 16, Minnesota 6, at New Orleans
1973	VIII	Miami 24, Minnesota 7, at Houston
1972	VII	Miami 14, Washington 7, at Los Angeles
1971	VI	Dallas 24, Miami 3, at New Orleans
1970	V	Baltimore 16, Dallas 13, at Miami
1969	IV	Kansas City 23, Minnesota 7, at New Orleans
1968	III	New York Jets 16, Baltimore 7, at Miami
1967	II	Green Bay 33, Oakland 14, at Miami
1966	I	Green Bay 35, Kansas City 10, at Los Angeles

### AFI/AFC CHAMPIONSHIP GAMES

2003		at New England 24, Indianapolis 14
2002		at Oakland 41, Tennessee 24
2001		New England 24, at Pittsburgh 17
2000		Baltimore 16, at Oakland 3
1999		Tennessee 33, at Jacksonville 14
1998		at Denver 23, N.Y. Jets 10
1997		Denver 24, at Pittsburgh 21
1996		at New England 20, Jacksonville 6
1995		at Pittsburgh 20, Indianapolis 16
1994		San Diego 17, at Pittsburgh 13
1993		at Buffalo 30, Kansas City 13
1992		Buffalo 29, at Miami 10
1991		at Buffalo 10, Denver 7
1990		at Buffalo 51, L.A. Raiders 3
1989		at Denver 37, Cleveland 21
1988		at Cincinnati 21, Buffalo 10
1987		at Denver 38, Cleveland 33
1986		Denver 23, at Cleveland 20 (OT)
1985		New England 31, at Miami 14
1984		at Miami 45, Pittsburgh 28
1983		at L.A. Raiders 30, Seattle 14
1982		at Miami 14, New York Jets 0
1981		at Cincinnati 27, San Diego 7
1980		Oakland 34, at San Diego 27
1979		at Pittsburgh 27, Houston 13
1978		at Pittsburgh 34, Houston 5
1977		at Denver 20, Oakland 17
1976		at Oakland 24, Pittsburgh 7
1975		at Pittsburgh 16, Oakland 10
1974		Pittsburgh 24, at Oakland 13
1973		at Miami 27, Oakland 10
1972		Miami 21, at Pittsburgh 17
1971		at Miami 21, Baltimore 0
1970		at Baltimore 27, Oakland 17
1969		Kansas City 17, at Oakland 7
1968		at New York Jets 27, Oakland 23
1967		at Oakland 40, Houston 7
1966		Kansas City 31, at Buffalo 7
1965		Buffalo 23, at San Diego 0
1964		at Buffalo 20, San Diego 7
1963		at San Diego 51, Boston 10
1962		Dallas 20, at Houston 17 (OT)
1961		Houston 10, at San Diego 3
1960		at Houston 24, Los Angeles 16

### NFL/NFC CHAMPIONSHIP GAMES

2003		Carolina 14, at Philadelphia 3
2002		Tampa Bay 27, at Philadelphia 10
2001		at St. Louis 29, Philadelphia 24
2000		at New York Giants 41, Minnesota 0
1999		at St. Louis 11, Tampa Bay 6
1998		Atlanta 30, at Minnesota 27 (OT)
1997		Green Bay 23, at San Francisco 10
1996		at Green Bay 30, Carolina 13
1995		at Dallas 38, Green Bay 27
1994		at San Francisco 38, Dallas 28
1993		at Dallas 38, San Francisco 21
1992		Dallas 30, at San Francisco 20
1991		at Washington 41, Detroit 10
1990		N.Y. Giants 15, at San Francisco 13
1989		at San Francisco 30, Los Angeles 3
1988		San Francisco 28, at Chicago 3
1987		at Washington, 17, Minnesota 10
1986		at New York Giants 17, Washington 0
1985		at Chicago 24, Los Angeles Rams 0
1984		at San Francisco 23, Chicago 0
1983		at Washington 24, San Francisco 17
1982		at Washington 34, Dallas 17
1981		at San Francisco 28, Dallas 27
1980		at Philadelphia 20, Dallas 7
1979		Los Angeles 9, at Tampa Bay 0
1978		Dallas 28, at Los Angeles 0
1977		at Dallas 23, Minnesota 6
1976		at Minnesota 24, Los Angeles 13
1975		Dallas 37, at Los Angeles 7
1974		at Minnesota 14, Los Angeles 10
1973		Minnesota 27, at Dallas 10
1972		at Washington 26, Dallas 3
1971		at Dallas 14, San Francisco 3
1970		Dallas 17, at San Francisco 10
1969		at Minnesota 27, Cleveland 7
1968		Baltimore 34, at Cleveland 0
1967		at Green Bay 21, Dallas 17
1966		Green Bay 34, at Dallas 27
1965		at Green Bay 23, Cleveland 12
1964		at Cleveland 27, Baltimore 0
1963		at Chicago 14, New York Giants 10
1962		Green Bay 16, at New York Giants 7
1961		at Green Bay 37, New York Giants 0
1960		at Philadelphia 17, Green Bay 13
1959		at Baltimore 31, New York Giants 16
1958		Baltimore 23, at New York Giants 17 (OT)
1957		at Detroit 59, Cleveland 14
1956		at New York Giants 47, Chicago 7
1955		Cleveland 38, at Los Angeles 14
1954		at Cleveland 56, Detroit 10
1953		at Detroit 17, Cleveland 16
1952		Detroit 17, at Cleveland 7
1951		at Los Angeles 24, Cleveland 17
1950		at Cleveland 30, Los Angeles 28
1949		Philadelphia 14, at Los Angeles 0
1948		at Philadelphia 7, Chicago Cardinals 0
1947		at Chicago Cardinals 28, Philadelphia 21
1946		Chicago Bears 24, at New York Giants 14
1945		at Cleveland Rams 15, Washington 14
1944		Green Bay 14, at New York Giants 7
1943		at Chicago Bears 41, Washington 21
1942		at Washington 14, Chicago Bears 6
1941		at Chicago Bears 37, New York Giants 9
1940		Chicago Bears 73, at Washington 0
1939		at Green Bay 27, New York Giants 0
1938		at New York Giants 23, Green Bay 17
1937		Washington 28, at Chicago Bears 21 at Polo Grounds, N.Y.
1936		Green Bay 21, Boston Redskins 6
1935		at Detroit Lions 26, New York Giants 7
1934		at N.Y. Giants 30, Chicago Bears 13
1933		at Chicago Bears 23, N.Y. Giants 21



## FUTURE SUPER BOWLS

<b>Super Bowl XXXIX</b>	February 6, 2005.....	ALLTEL Stadium, Jacksonville, Fla.
<b>Super Bowl XL</b>	February 5, 2006.....	Ford Field, Detroit, Mich.
<b>Super Bowl XLI</b>	February 4, 2007*.....	Pro Player Stadium, Miami, Fla.
<b>Super Bowl XLII</b>	February 3, 2008*.....	Glendale, Ariz.

\*Date tentative

## COLDEST GAMES IN DENVER BRONCOS HISTORY

(Note – Many play-by-plays from 1960 to 1969 did not include weather information. Wind chill figures are included only when noted on the play-by-play.)

Date	Game	Temp.	Wind Chill	Date	Game	Temp.	Wind Chill
Dec. 18, 1983	at Kansas City	0	-30	Oct. 12, 1969	vs. Oakland	22	
Dec. 17, 2000	at Kansas City	9	-1	Dec. 10, 1989	vs. NY Giants	23	0
Dec. 10, 1972	vs. San Diego	9		Dec. 1, 1991	vs. New England	23	17
Dec. 20, 1981	at Chicago	14		Nov. 3, 1991	vs. Pittsburgh	23	
Nov. 23, 2003	vs. Chicago	18	8	Dec. 2, 1979	at Buffalo	24	
Jan. 1, 1978	vs. Oakland	18		Nov. 24, 2002	vs. Indianapolis	25	18
Dec. 14, 1975	vs. Philadelphia	18		Nov. 15, 1964	vs. NY Jets	25	
Dec. 27, 1987	vs. San Diego	20	-9	Nov. 22, 1999	vs. Oakland	26	17
Nov. 13, 2000	vs. Oakland	20		Nov. 16, 1968	vs. NY Jets	26	
Nov. 11, 1985	vs. San Francisco	20		Nov. 18, 1962	vs. Dallas Texans	26	
Dec. 3, 1972	at Kansas City	20		Dec. 19, 1999	vs. Seattle	27	10
Dec. 10, 2000	vs. Seattle	22	6	Dec. 2, 1984	at Kansas City	28	
Nov. 16, 1987	vs. Chicago	22	19	Nov. 9, 1997	vs. Carolina	28	13

## BRONCOS TRAINING CAMP SITES

1960-61	Colorado School of Mines.....	Golden, Colo.
1962-64	Colorado State University.....	Fort Collins, Colo.
1965-66	Colorado School of Mines.....	Golden, Colo.
1967-71	Broncos headquarters.....	Adams County, Colo.
1972-75	California Poly-Pomona.....	Pomona, California
1976-81	Colorado State University.....	Fort Collins, Colo.
1982-2002	University of Northern Colorado.....	Greeley, Colo.
2003-04	Paul D. Bowlen Memorial Broncos Centre.....	Arapahoe County, Colo.

## BRONCOS ALL-TIME RECORD ON ARTIFICIAL TURF

Opponent	Stadium	Record	Postseason
Atlanta Falcons	Georgia Dome	1-0	
Baltimore Ravens	M&T Bank Stadium	0-1	
Buffalo Bills	Rich Stadium	4-6	0-1
Chicago Bears	Soldier Field	1-3	
Cincinnati Bengals	Riverfront Stadium	3-3	
Dallas Cowboys	Texas Stadium/Superdome	1-2	0-1
Detroit Lions	Silverdome	2-2	
Houston Oilers	Astrodome	3-6	0-1
Indianapolis Colts	Hoosier Dome/RCA Dome	3-2	0-1
Kansas City Chiefs	Arrowhead Stadium	9-12	
Miami Dolphins	Orange Bowl	0-1	
Minnesota Vikings	Metrodome	2-3	
New England Patriots	Schaefer Stadium	0-2	
New Orleans Saints	Superdome	1-1	
New York Giants	Giants Stadium	1-2	
New York Jets	Giants Stadium	1-2	
Philadelphia Eagles	Veterans Stadium	1-4	
Pittsburgh Steelers	Three Rivers Stadium	5-4	1-1
San Francisco 49ers	Superdome		0-1
St. Louis Cardinals	Busch Stadium	0-0-1	
St. Louis Rams	Trans World Dome	0-1	
Seattle Seahawks	Seahawks/Kingdome/Husky Stadium	13-13	0-1
<b>Total</b>		<b>51-70-1 (.422)</b>	<b>1-7 (.125)</b>
<b>Division record</b>		<b>21-25 (.457)</b>	
<b>Non-division record</b>		<b>30-45-1 (.401)</b>	

## MEDICAL GLOSSARY

**AC Joint** — Acromioclavicular joint; joint of the shoulder where acromion process of the scapula and the distal end of the clavicle meet; most shoulder separations occur at this point.

**Abduct** — Movement of any extremity away from the midline of the body. This action is achieved by an abductor muscle.

**Abrasion** — Any injury which rubs off the surface of the skin.

**Abscess** — An infection which produces pus; can be the result of a blister, callus, penetrating wound or laceration.

**Adduct** — Movement of an extremity toward the midline of the body. This action is achieved by an adductor muscle.

**Adhesion** — Abnormal adherence of collagen fibers to surrounding structures during immobilization following trauma or as a complication of surgery which restricts normal elasticity of the structures involved.

**Aerobic** — Exercise in which energy needed is supplied by oxygen inspired and is required for sustained periods of vigorous exercise with a continually high pulse rate.

**Anabolic Steroids** — Steroids that promote tissue growth by creating protein in an attempt to enhance muscle growth. The main anabolic steroid is testosterone (male sex hormone).

**Anaerobic** — Exercise without use of oxygen as an energy source; short bursts of vigorous exercises.

**Anaphylactic Shock** — Shock that is caused by an allergic reaction.

**Anterior Compartment Syndrome** — Condition in which swelling within the anterior compartment of the lower leg jeopardizes the viability of muscles, nerves and arteries that serve the foot. In severe cases, emergency surgery is necessary to relieve the swelling and pressure.

**Anterior Cruciate Ligament (ACL)** — A primary stabilizing ligament within the center of the knee joint that prevents hyperextension and excessive rotation of the joint. A complete tear of the ACL necessitating reconstruction could require up to 12 months of rehabilitation.

**Anterior Talofibular Ligament** — A ligament of the ankle that connects the fibula (lateral ankle bone) to the talus. This ligament is oft times subject to sprain.

**Anti-Inflammatory** — Any agent which prevents inflammation, such as aspirin or ibuprofen.

**Anteriogram** — A film demonstrating arteries after injection of a dye.

**Arthrogram** — X-ray technique for joints using air and/or dye injected into the affected area; useful in diagnosing meniscus tears of the knee and rotator cuff tears of the shoulder.

**Arthroscope** — An instrument used to visualize the interior of a joint cavity.

**Arthroscopy** — A surgical examination of the internal structures of a joint by means for viewing through an arthroscope. An arthroscopic procedure can be used to remove or repair damaged tissue or as a diagnostic procedure in order to inspect the extent of any damage or confirm a diagnosis.

**Aspiration** — The withdrawal of fluid from a body cavity by means of a suction or siphonage apparatus, such as a syringe.

**Atrophy** — To shrivel or shrink from disuse, as in muscular atrophy.

**Avascular Necrosis** — Death of a part due to lack of circulation.

**Avulsion** — The tearing away, forcibly, of a part or structure.

**Baker's Cyst** — Localized swelling of a bursa sac in the posterior knee as a result of fluid that has escaped from the knee capsule. A Baker's cyst indicates that there is a trauma inside the knee joint that leads to excessive fluid production.

**Bone Scan** — An imaging procedure in which a radioactive-labeled substance is injected into the body to determine the status of a bony injury. If the radioactive substance is taken up the bone at the injury site, the injury will show as a "hot spot" on the scan image. The bone scan is particularly useful in the diagnosis of stress fractures.

**Brachial Plexus** — Network of nerves originating from the cervical vertebrae and running down to the shoulder, arm, hand, and fingers.

**Bruise** — A discoloration of the skin due to an extravasation of blood into the underlying tissues.

**Bursa** — A fluid-filled sac that is located in areas where friction is likely to occur, then minimizes the friction; for example between a tendon and bone.

**Capsule** — An enclosing structure which surrounds the joint and contains ligaments which stabilize that joint.

**Cartilage** — Smooth, slippery substance preventing two ends of bones from rubbing together and grating.

**CAT Scan** — Use of a computer to produce a cross sectional view of the anatomical part being investigated from X-ray data.

**Cellulitis** — Inflammation of cellular or connective tissue.

**Cervical Vertebrae** — Group of seven vertebrae located in the neck

**Charley Horse** — A contusion or bruise to any muscle resulting in intramuscular bleeding. No other injury should be called a charley horse.

**Colles' Fracture** — A fracture of the distal end of the radius with the lower end being displaced backward.

**Concentric Muscle Contraction** — A shortening of the muscle as it develops tension and contracts to move a resistance.

**Concussion** — Jarring injury of the brain resulting in dysfunction. It can be graded as mild, moderate or severe depending on loss of consciousness, amnesia and loss of equilibrium.

**Contusion** — An injury to a muscle and tissues caused by a blow from a blunt object

**Cortical Steroids** — Used to suppress joint inflammation.

**Costochondral** — Cartilage that separates the bones within the rib cage.

**Cryokinetics** — Treatment with cold and movement.

**Cryotherapy** — A treatment with the use of cold.

**Cyst** — Abnormal sac containing liquid or semi-solid matter.

**Degenerative Joint Disease** — Changes in the joint surface as a result of repetitive trauma

**Deltoid Ligament** — Ligament that connects the tibia to bones of the medial aspect of the foot and is primarily responsible for stability of the ankle on the medial side. Is sprained less frequently than other ankle ligaments.

**Deltoid Muscle** — Muscles at top of the arm, just below the shoulder, responsible for shoulder motions to the front, side and back

**Disc, Intervertebral** — A flat, rounded plate between each vertebrae of the spine. The disc consists of a thick fiber ring which surrounds a soft gel-like interior. It functions as a cushion and shock absorber for the spinal column.

**Disc, Intervertebral** — A flat, rounded plate between each vertebrae of the spine. This disc consists of a thick fiber ring which surrounds a soft gel-like interior. It functions as a cushion and shock absorber for the spinal column.

**Dislocation** — Complete displacement of joint surfaces.

**Eccentric Muscle Contraction** — An overall lengthening of the muscles as it develops tension and contracts to control motion performed by an outside force; oft times referred to a "negative" contraction in weight training.

**Ecymosis** — Bleeding into the surface tissue below the skin, resulting in a "black and blue" effect

**Edema** — Accumulation of fluid in organs and tissues of the body; swelling.



## MEDICAL GLOSSARY, CONT.

**Effusion** — Accumulation of fluid, in various spaces in the body, or the knee itself. Commonly, the knee has an effusion after an injury.

**Electrical Galvanic Stimulation (EGS)** — An electrical therapeutic modality that sends a current to the body at select voltages and frequencies in order to stimulate pain receptors, disperse edema, or neutralize muscle spasms among other functional applications.

**Electromyogram (EMG)** — Test to determine nerve function.

**Epicondylitis** — Inflammation in the elbow due to overuse.

**Ethyl Chloride** — “Cold spray,” a chemical coolant sprayed onto an injury site to produce a local, mild anesthesia.

**Fat Percentage** — The amount of body weight that is adipose, fat tissue. Fat percentages can be calculated by underwater weighing, measuring select skinfold thickness, or by analyzing electrical impedance.

**Femur** Thigh bone; longest bone in the body.

**Fibula** — Smaller of the two bones in the lower leg; runs from knee to the ankle along the outside of the lower leg.

**Flexibility** — The ability of muscle to relax and yield to stretch forces.

**Flexibility Exercise** — General term used to describe exercise performed by a player to passively or actively elongate soft tissue without the assistance of an athletic trainer.

**Fracture** — Breach of continuity of a bone. Types of fractures include simple, compound, comminuted, greenstick incomplete, impacted, longitudinal, oblique, stress, or transverse.

**Gamekeeper’s Thumb** — Tear of the ulnar collateral ligament of the metacarpophalangeal joint of the thumb.

**Glycogen** — Form in which foods are stored in the body as energy.

**Grade One Injury** — A mild injury in which ligament, tendon, or other musculoskeletal tissue may have been stretched or contused, but not torn or otherwise disrupted.

**Grade Two Injury** — A moderate injury when musculoskeletal tissue has been partially, but not totally, torn which causes appreciable limitation in function of the injured tissue.

**Grade Three Injury** — A severe injury in which tissue has been significantly, and in some cases totally, torn or otherwise disrupted causing a virtual total loss of function.

**Hamstring** — Category of muscle that runs from the buttocks to the knee along the back of the thigh. It functions to flex the knee, and is oft times injured as a result of improper conditioning or lack of muscle flexibility.

**Heat Cramps** — Painful muscle spasms of the arms or legs caused by excessive body heat and depletion of fluids and electrolytes.

**Heat Exhaustion** — Mild form of shock due to dehydration because of excessive sweating when exposed to heat and humidity.

**Heat Stroke** — Condition of rapidly rising internal body temperature that overwhelms the body’s mechanisms for release of heat and could result in death if not cared for appropriately.

**Heel Cup** — Orthotic device that is inserted into the shoe and worm under the heel to give support to the Achilles tendon and help absorb impacts at the heel.

**Hematoma** — Tumor-like mass produced by an accumulation of coagulated blood in a cavity.

**Hot Pack** — Chemical pack that rests in water, approximately 160 degrees, and retains its heat for 15-20 minutes when placed in a towel for general therapeutic application.

**Humerus** — Bone of the upper arm that runs from the shoulder to the elbow.

**Hydrotherapy** — Treatment using water.

**Hyperextension** — Extreme extension of a limb or body part

**Iliotibial Band** — A thick, wide fascial layer that runs from the iliac crest to the knee joint and is occasionally inflamed as a result of excessive running.

**Inflammation** — The body’s natural response to injury in which the injury site might display various degrees of pain, sweating, heat, redness, and/or loss of function.

**Internal Rotation** — Rotation of a joint or extremity medially, to the inside.

**Lesion** — Wound, injury or tumor.

**Ligament** — Band of fibrous tissue that connects bone to bone or bone to cartilage and supports and strengthens joints.

**Lumbar Vertebrae** — Five vertebrae of the lower back that articulate with the sacrum to form the lumbosacral joint

**Magnetic Resonance Imaging (MRI)** — Imaging procedure in which a radio frequency pulse causes certain electrical elements of the injured tissue to react to this pulse and through this process a computer display and permanent film establish a visual image. MRI does not require radiation and is very useful in the diagnosis of soft tissue, disc, and meniscus injuries.

**Meniscectomy** — An intra-articular surgical procedure of the knee by which all or part of the damaged meniscus is removed.

**Meniscus** — Crescent shaped cartilage, usually pertaining to the knee joint; also known as “cartilage.” There are two menisci in the knee, medial and lateral. These work to absorb weight within the knee and provide stability.

**Metacarpals** — Five long bones of the hand, running from the wrist to the fingers.

**Metatarsals** — Five long bones of the foot, running from the ankle to the toes.

**Myositis** — Inflammation of a muscle.

**Necrotic** — Relating to death of a portion of tissue.

**Neoprene** — Lightweight rubber used in joint and muscle sleeves designed to provide support and/or insulation and heat retention to the area.

**Neuritis** — Inflammation of a nerve.

**Orthotic** — Any device applied to or around the body in the care of physical impairment or disability, commonly used to control foot mechanics.

**Parasthesia** — Sensation of numbness or tingling, indicating nerve irritation.

**Patella** — The kneecap. The patella functions to protect the distal end of the femur as well as increase the mechanical advantage and force generating capacities of the quadriceps muscle group.

**Patella Tendinitis** — Inflammation of the patella ligament; also known as “jumpers knee.”

**Patellofemoral Joint** — Articulation of the knee cap and femur. Inflammation of this joint can occur through: 1) acute injury to the patella, 2) overuse from excessive running particularly if there is an associated knee weakness, 3) chronic wear and tear of the knee, 4) as a result of poor foot mechanics. Patellofemoral irritation can lead to chondromalacia, which in its most chronic condition, could require surgery.

**Peroneal Muscles** — Group of muscles of the lateral lower leg that are responsible for everting the knee. Tendons of these three muscles are vital to the stability of the ankle and foot.

**Phalanx** — Any bone of the fingers or toes; plural is phalanges.

**Phlebitis** — Inflammation of a vein.

**Plica** — Fold of tissue in the joint capsule and a common result of knee injury.

**Posterior Cruciate Ligament (PCL)** — A primary stabilizing ligament of the knee that provides significant stability and prevents displacement of the tibia backward within the knee joint. A complete tear of this ligament necessitating reconstruction could require up to 12 months of rehabilitation.

**Quadricep Muscles “Quads”** — A group of four muscles of the front thigh that run from the hip and form a common tendon at the patella; they are responsible for knee extension.

**Radiography** — Taking of X-rays.

**Radius** — Forearm bone on the thumb side.

**Reconstruction** — Surgical rebuilding of a joint using natural, artificial or transplanted materials.

**Referred Pain** — Pain felt in an undamaged area of body away from the actual injury.

**Retraction** — The moving of tissue to expose a part or structure of the body.

**Rotator Cuff** — Comprised of four muscles in the shoulder area that can be irritated by over use. The muscles are the supraspinatus (most commonly injured), infraspinatus, teres minor, and subscapularis.

**Rotator Cuff Impingement Syndrome** — A microtrauma or overuse injury caused by stress, and the four stages are: 1) Tendinitis with temporary thickening of the bursa and rotator cuff; 2) Fiber dissociation in the tendon with permanent thickening of the bursa and scar formation; 3) A partial rotator cuff tear of less than 1 cm.; and 4) A complete tear of 1 cm. or more.

**Sacrum** — Group of five fused vertebrae located just below the lumbar vertebrae of the low back.

**Scapula** — Shoulder blade.

**Sciatica** — Irritation of the sciatic nerve resulting in pain or tingling running down the inside of the leg.

**Sciatic Nerve** — Major nerve that carries impulses for muscular action and sensations between the low back and thigh and lower leg; it is the longest nerve in the body.

**Shin Splint** — A catch-all syndrome describing pain in the skin that is not a fracture or tumor and cannot be defined otherwise.

**Sorbothane** — An energy absorbing polyurethane utilized in some foot orthotics to absorb shock forces of the foot.

**Spasm (Theory)** — Muscle soreness induced by exercise; is the result of reduced muscle blood flow, which results in pain.

**Spleen** — Large, solid organ responsible for the normal production and destruction of blood cells.

**Spondylitis** — Inflammation of one or more vertebrae.

**Spondylolisthesis** — Forward displacement of one vertebrae over another below it due to a developmental defect in the vertebrae.

**Spondylolysis** — Abnormal vertebral fixation or immobility.

**Sports hernia** — Another name for athletic pubalgia, which is a chronic groin injury involving inflammation around the pelvis and groin musculature.

**Sprain** — Injury resulting from a stretch or twist of the joint and causes various degrees of stretch or tear of a ligament or other soft tissue at the joint.

**Sternum** — The breast bone.

**Steroids** — Any one of a large number of hormone-like substances. See Anabolic steroids and cortical steroids

**Strain** — Injury resulting from a pull or torsion to the muscle or tendon that causes various degrees of stretch or tear to the muscle or tendon tissue.

**Stress Fracture** — A hair-line type of break in a bone caused by overuse.

**Stress X-ray** — A continual X-ray taken when a portion of the body is stressed to its maximum in order to determine joint stability. This is a test utilized in some ankle injuries.

**Stretching** — Any therapeutic maneuver designed to elongate shortened soft tissue structures and thereby increase flexibility.

**Subluxation** — Partial dislocation of a joint. The term usually implies that the joint can return to its normal position without formal reduction.

**Talus** — The ankle bone that articulates with the tibia and fibula to form the ankle joint.

**Target Heart Rate** — A pre-determined pulse to be obtained during exercise when circulation is working at full efficient capacities.

**Tarsals** — Group of seven bones of the foot consisting of the calcaneus, talus, cuboid and three cuneiform bones.

**Temporomandibular Joint (TMJ)** — The articulation of the jaw and skull; considered by some to be vital in resolution of injuries throughout the body.

**Tendinitis** — Inflammation of the tendon and/or tendon sheath, caused by chronic overuse or sudden injury.

**Tendon** — Tissue that connects muscle to bone.

**Tennis Elbow** — General term for lateral elbow pain.

**Thoracic** — Group of twelve vertebrae located in the thorax and articulate with the twelve ribs.

**Thoracic Outlet Compression Syndrome** — A neuro-vascular disorder of the upper extremity common in throwing.

**Tibia** — Larger of the two bones of the lower leg and is the weight-bearing bone of the shin.

**Tomograph** — A special type of X-ray apparatus that demonstrates an organ or tissue at a particular depth.

**Trachea** — The windpipe.

**Transcutaneous Electrical Nerve Stimulator (TENS)** — An electrical modality that sends a mild current through pads at the injury site which stimulates the brain to release the natural analgesic, endorphin.

**Transverse Process** — Small lateral projection off the right side and left side of each vertebrae that functions as an attachment site for muscles and ligaments of the spine.

**Trapezius** — Flat triangular muscle covering the posterior surface of the neck and shoulder.

**Triceps** — Muscle of the back of the upper arm, primarily responsible for extending the elbow.

**Ulna** — Forearm bone that runs from the tip of the elbow to the little finger side of the wrist.

**Ulnar Nerve** — Nerve in elbow commonly irritated from excessive throwing.

**Ultrasound** — An electrical modality that transmits a sound wave through an applicator into the skin to the soft tissue in order to heat the local area for relaxing the injured tissue and/or disperse edema.

**Valgus** — Angulation outward and away from the midline of the body.

**Varus** — Angulation inward and toward the midline of the body.

**Vasoconstriction** — Decrease of local blood flow.

**Vasodilation** — Increase of local blood flow.

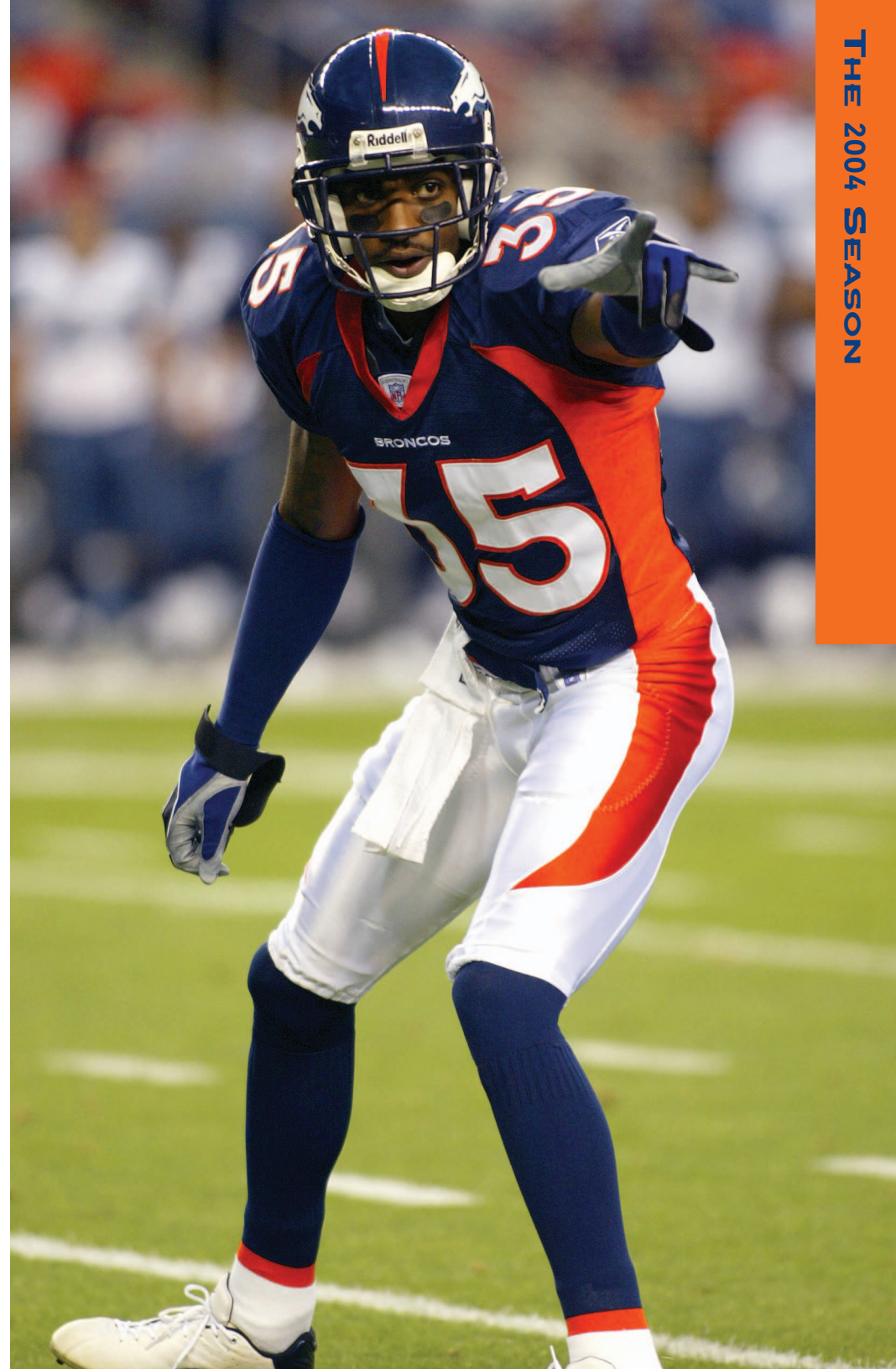
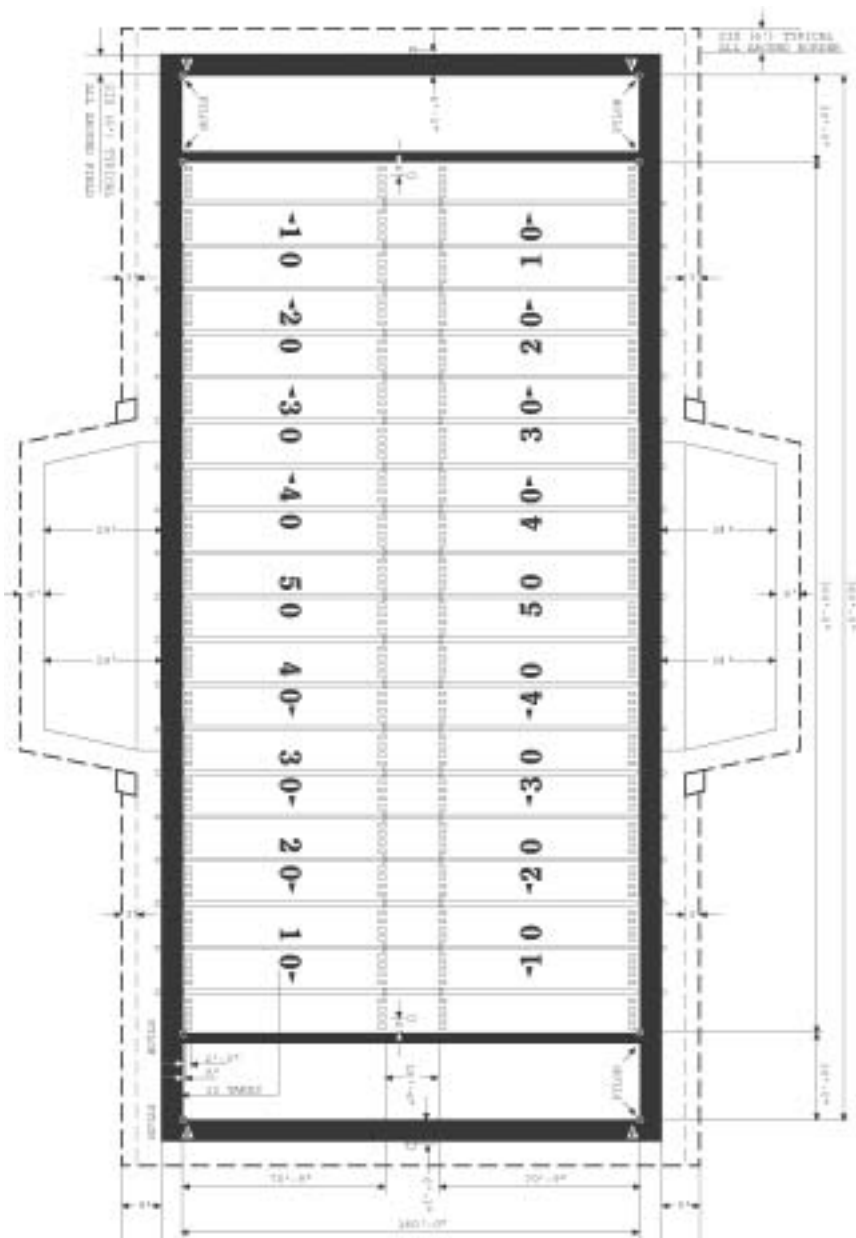
**“Wind Knocked Out”** — Syndrome describing a contraction of the abdominal nerve trunk, the solar plexus, as a result of an abdominal contusion.

**Wrist** — The junction between the two forearm bones (radius and ulna) and the eight wrist bones (trapezium, capitate, hamate, pisiform, triquetrum, lunate and scaphoid).

**Zygoma** — The cheekbone.



## PLAN OF THE PLAYING FIELD





## MEDIA INFORMATION

The Broncos' media guide was prepared to assist in coverage of Denver's 2004 NFL season. Regarding game credentials, contact:

**REBECCA VILLANUEVA**  
Media Services Manager  
Denver Broncos, 13655 Broncos Parkway,  
Englewood, CO 80112  
Villanueva Office Private — (303) 649-0598  
Broncos Media Relations FAX — (303) 649-0562  
Denver Broncos Switchboard — (303) 649-9000

### OTHER PUBLIC RELATIONS CONTACTS:

**JIM SACCOMANO:** Vice President of Public Relations.....(303) 649-0572 / [saccomanoj@broncos.nfl.com](mailto:saccomanoj@broncos.nfl.com)  
**PAUL KIRK:** Director of Media Relations.....(303) 649-0503 / [kirkp@broncos.nfl.com](mailto:kirkp@broncos.nfl.com)  
**MARK CICERO:** Media Information Manager.....(303) 649-0512 / [cicerom@broncos.nfl.com](mailto:cicerom@broncos.nfl.com)  
**PATRICK SMYTH:** Graduate Assistant.....(303) 649-0536 / [smythp@broncos.nfl.com](mailto:smythp@broncos.nfl.com)  
**TUCKER GILMORE:** Graduate Intern.....(303) 649-0537 / [gilmoret@broncos.nfl.com](mailto:gilmoret@broncos.nfl.com)  
**BRADY SMITH:** Graduate Intern.....(303) 649-0537 / [smithb@broncos.nfl.com](mailto:smithb@broncos.nfl.com)

The Broncos have a media website ([www.denverbroncos.com/mediaroom](http://www.denverbroncos.com/mediaroom)) designed to serve the needs of all media who cover the club. The site contains the most up-to-date and complete information on the team, as well as a photo database for convenient download of high-resolution images. The media website also serves as the **primary means to request credentials for Broncos home games, through our online credentialing process.**

Due to the recent implementation of more stringent security measures, **the Broncos do not deliver credentials by mail.** Requests for game credentials must be formally made by Tuesday of the week of each home game, and may be picked up at the Media Will-Call window in the North tunnel of INVESCO Field at Mile High on game day. Should transmission facilities be required, please arrange for same through local representatives.

As a general rule, the Denver Broncos do not issue any types of press credentials to weekly newspapers or magazines, unless they are of national circulation on specific assignment.

It is understood that all credentials will be used for the purpose for which they were issued, without exception. Violation of this policy will subject the bearer to ejection from INVESCO Field at Mile High.

**WORKING PRESS:** Admittance to the Broncos' press box is restricted to the WORKING PRESS ONLY. Credentials are marked with individual identification. Passes are non-transferable.

**PHOTOGRAPHERS:** Photographers are asked to take special note of the following conditions for use of press credentials, as set by the National Football League:

### NOTICE OF CREDENTIAL USE CONDITIONS

"This working credential is issued to an organization (the "Accredited Organization") for the sole purpose of providing stadium access to an individual (the "Bearer") who has a legitimate working function (media or game service) in connection with the game for which this credential is issued (the "Game"). **It is Non-Transferable.** Any unauthorized use of this credential subjects the Bearer to ejection from the stadium and prosecution for criminal trespass, and subjects the Accredited Organization to revocation of its credentials for future NFL games or events. The NFL is defined for the purposes of this credential to include the National Football League, its affiliates, its member clubs, and their agents and employees.

This credential (if issued for a media function) authorizes (i) the use by the Accredited Organization, for news and editorial coverage of the Game, of any descriptions (including statistical descriptions), accounts, photographs, films, audio or video recordings, or drawings of the Game or of any player interviews, press conferences, or other stadium activities related to the Game (collectively, "Game Information") taken, made, created, or compiled by the Accredited Organization or the Bearer, and (ii) the use by the Accredited Organization of any NFL or NFL club logos or trademarks (the "Marks") in connection with its authorized use of the Game Information. **Any other use or attempted use by the Bearer or the Accredited Organization of Game Information or Marks, including any distribution of Game Information to third parties other than ultimate consumers (e.g., newspaper readers) for their use (whether before or after the conclusion of the Game, and whether or not for editorial purposes) and any authorization of any third party to redistribute Game Information or to use any Marks, is expressly prohibited, unless the Accredited Organization has obtained the advance written permission of the NFL for such other use.**

Accredited Organizations agree that Game Information taking the form of film, video, or digital video recordings ("Video Material") may only be used in connection with a regularly scheduled broadcast televi-

sion newscast aired by the Accredited Organization within a seven-day period following the Game, and further agree that their use of Video Material in such newscasts shall not exceed (a) six (6) minutes of "same-day" post-game highlights on game days and (b) two (2) minutes of current-season highlights on any other day, or (c) if an Accredited Organization airs a continuous-loop news service, Video Material including more than seven (7) plays in any 15-minute segment or fourteen (14) plays in any 30-minute segment of such service. Use of Video Material in any other manner without the advance written permission of the NFL and, where applicable, NFL Productions LLC (formerly NFL Films, Inc.) is expressly prohibited.

**The Accredited Organization and the Bearer assume all risk incident to the performance by the Bearer of his or her services; assume all risk incident to attending NFL games; agree that the NFL has no responsibility for any equipment in use in the stadium; agree that they are not acting for the NFL in any manner whatsoever and are not employees or agents of the NFL; and agree to indemnify and hold harmless the NFL, its affiliates, its member clubs, and their agents and employees from and against all liability, loss, damage or expense resulting from or arising out of the issuance of this credential or the Bearer's presence in the stadium, except to the extent such liability, loss, damage or expense arises out of the willful or intentional misconduct of the NFL or any other indemnified party.** Any Bearer who is deemed disorderly, or who fails to comply with these terms or any and all security measures, shall be subject to, if appropriate, ejection from the stadium and prosecution, and shall subject the Accredited Organization to revocation of its credentials for future NFL games or events.

This credential is subject to such additional credential use conditions as to which the Denver Broncos from time to time may give notice. Any violation of terms of credential use or such additional conditions may result in the withholding or revocation of this credential and any credential for any subsequent Denver Broncos football games.

Acceptance of the credential constitutes agreement by the Accredited Organization and the Bearer to abide by the foregoing conditions. Thank you for your cooperation."

Sideline photo passes will be tightly controlled by the Public Relations Department and are generally limited to photographers shooting for a daily newspaper, wire service, or magazine of national circulation on specific assignment, or television station. As a general rule, field photo passes used for still photography will not be granted locker room access postgame.

**RADIO-TELEVISION:** In making requests for broadcast credentials, please specify requirements for spotters and/or statisticians.

**STADIUM ACCESS:** To get to INVESCO Field at Mile High, which is located at 17th Avenue and Bryant Street, take Interstate 25 to the INVESCO Field at Mile High Exit (Southbound, it is the 23rd Ave. Exit; Northbound it is the 17th Avenue Exit). The press entrance and media will-call are located at the north tunnel of the stadium.

**DRIVING INSTRUCTIONS TO INVESCO FIELD AT MILE HIGH FROM DENVER INTERNATIONAL AIRPORT:** Exit airport on Pena Boulevard and continue to Interstate 70. Take Interstate 70 West to Interstate 25 South. Continue on Interstate 25 South and exit at 23rd Ave. Go straight through the intersection onto a special frontage road, and then follow the directions to Lot H and I. **If you do not already have a parking pass in hand, you will not be able to gain access to the frontage road.**

**DRIVING INSTRUCTIONS TO DENVER INTERNATIONAL AIRPORT FROM INVESCO FIELD AT MILE HIGH:** Depending on your lot location, follow signs to Interstate 25 north. To do so you can take 20th Avenue East to Clay Street, turning left at Clay and proceeding to 23rd Avenue. Take a right at 23rd Avenue and continue to Interstate 25 entrances. Another route would be to follow Bryant Street (which runs north-south on the east side of the stadium) to 17th Avenue East, which will continue beneath an overpass and take you directly to I-25 north. Take I-25 North to I-70 East. Follow the signs to DIA. Please allow 45 minutes from INVESCO Field at Mile High to DIA.

**TRANSMISSION FACILITIES:** The Broncos provide 60 complimentary telephones in the visitors area of the working pressbox for use by members of the media. Only collect, credit card or third party billing calls can be made from these telephones. Should you wish a private telephone installed at your seat, please make arrangements in advance. The Broncos will be pleased to assign you a seat location and provide you with a contact for you to make the appropriate arrangements with the local telephone company.

**POST-GAME TRANSPORTATION:** Please advise Broncos PR personnel as soon as possible should you require transportation following the game. The amount of time you must wait will obviously decline as time goes by following the conclusion of the game. Should you wish to make your own arrangements, the numbers of local cab companies are 777-7777 and 333-3333.

### DENVER BRONCOS HIGHLIGHT VIDEO

The Denver Broncos highlight video for the 2003 season is titled "Return to Contention." It is available through NFL Films, and can be obtained by calling (856) 778-1600. The NFL Films address is 330 Fellowship Road, Mt. Laurel, NJ, 08054.



## NATIONAL FOOTBALL LEAGUE CALENDAR

### 2004

June 1	Deadline for Old Club to send tender to its unsigned Restricted Free Agents or to extend Qualifying Offer, whichever is greater, in order to retain rights.
June 1	Deadline for Old Club to send tender to its unsigned Unrestricted Free Agents to retain rights if player is not signed by another club by July 22.
June 2	Any unamortized signing bonus amounts will be included in the succeeding year's Team Salary for any players removed from the team's roster other than by trade.
June 14	NFL clubs may begin signing players that participated in the NFL Europe League. Eligible NFL clubs may begin to designate NFLEL players as bonus exemptions.
June 15	Deadline for club to withdraw Qualifying Offer to Restricted Free Agents and still retain exclusive negotiating rights by substituting tender of one-year contract at 110 percent of previous year's Paragraph 5 salary (with all other terms carried forward unchanged).
July 6	Claiming period of 24 hours begins in waiver system.
Mid-July	Preseason training camps open. Clubs not permitted to open official preseason camp earlier than July 5. Veteran players cannot be required to report earlier than 15 days prior to club's first preseason game or July 15, whichever is later. The July 15 date is not applicable to clubs playing five preseason games. Except for quarterbacks and "injured" players, veterans cannot participate in any organized football activity for 10 days prior to mandatory reporting date.
July 15	On or after this date a club that extends an existing Player Contract for a Franchise Player shall not be deemed to have utilized its Franchise Player designation for the period of the extension.
July 22	<i>(On this date, or on the first scheduled day of the first NFL training camp, whichever is later)</i> Signing period ends at 4 p.m., New York time, for Unrestricted Free Agents to whom June 1 tender was made by Old Club, and for Transition Players. After this date and through 4 p.m., New York time, on November 16, Old Club has exclusive negotiating rights to these players.
Aug. 7-9	Hall of Fame Weekend
Aug. 9	Hall of Fame Game, Canton, Ohio: Denver vs. Washington.
Aug. 10	If a Drafted Rookie has not signed with his club by this date, he may not be traded to any other club in 2004.
Aug. 10	Deadline for players under contract to report to earn a season of free agency credit.
Aug. 12-16	First full preseason weekend.
Aug. 31	Roster cut-down to maximum of 65 players on Active List by 4 p.m., New York time.
Sept. 5	Roster cut-down to maximum of 53 players on Active/Inactive List by 4 p.m., New York time. NFL Europe League exemptions expire. Clubs may dress minimum of 42 and maximum of 45 players and Third Quarterback for each regular season and postseason game.
Sept. 5	Simultaneously with the cut-down to 53, clubs that have players in the categories of Active/Physically Unable to Perform or Active/Non-Football Injury or Illness must take one of the following options: place player on Reserve/Physically Unable to Perform or Reserve/Non-Football Injury or Illness, whichever is applicable; ask waivers; terminate; trade; or continue to count him on Active List.
Sept. 6	After 12 noon, New York time, clubs may establish a Practice Squad of eight players by signing free agents who do not have an accrued season of free agency credit or who were on the 45-player Active List for less than nine regular season games during their only Accrued Season(s). A player cannot participate on the Practice Squad for more than two seasons.
Sept. 7	All clubs are required to file a personnel (injury) report with their conference Director of Information by 1 p.m., New York time, on this Tuesday and thereafter on each Wednesday before a regular-season game. Such report is to be updated by 1 p.m., New York time, each Thursday. An update must also be reported if there is any change in a player's condition after Thursday.
Sept. 8	Beginning at 4 p.m., New York time, Team Salary includes all players receiving compensation under their 2003 contracts. Top 51 rule is no longer in effect.
Sept. 9-13	NFL Kickoff 2004 Weekend.
Sept. 28	Priority on multiple waiver claims is now based on the current season's standing.
Oct. 19	Beginning the day after the conclusion of the sixth regular season weekend and continuing through the day after the conclusion of the ninth regular season weekend, clubs are permitted to begin practicing players on Reserve/Physically Unable to Perform and Reserve/Non-Football Injury or Illness for a period not to exceed 21 days. Players may be activated during the 21-day practice period or until 4 p.m., New York time, on the day after the conclusion of the 21-day period.
Oct. 19	All trading ends at 4 p.m., New York time.
Nov. 16	Signing period ends at 4 p.m., New York time, for Franchise Players who are eligible to receive Offer Sheets.
Nov. 16	Deadline for clubs to sign by 4 p.m., New York time, their unsigned Franchise and Transition Players, including Franchise Players who were eligible to receive Offer Sheets until this date. If still unsigned after this date, such players are prohibited from playing in NFL in 2004.
Nov. 16	Deadline for clubs to sign by 4 p.m., New York time, their Unrestricted Free Agents to whom June 1 tender was made. If still unsigned after this date, such players are prohibited from playing in NFL in 2004.
Nov. 16	Deadline for clubs to sign by 4 p.m., New York time, their Restricted Free Agents to whom June 1 tender was made. If such players remain unsigned, they are prohibited from playing in NFL in 2004.
Dec. 3	Deadline for reinstatement of players in Reserve List categories of Retired, Did Not Report, and Exclusive Rights, and of players who were placed on Reserve/Left Squad in a previous season.
Dec. 31	Deadline for waiver requests in 2004, except for "special waiver requests" which have a 10-day claiming period, with termination or assignment delayed until after the Super Bowl.
Jan. 3	Clubs may begin signing free agent players for the 2005 season.

### 2005

Jan. 8-9	Wild Card Playoff Games
Jan. 15-16	Divisional Playoff Games
Jan. 23	AFC and NFC Championship Games
Feb. 6	Super Bowl XXXIX, Jacksonville, Fla.
Feb. 13	AFC-NFC Pro Bowl, Honolulu, Hawaii
Feb. 8	(Tentative) First day clubs can designate Franchise or Transition players.
Feb. 22	(Tentative) Waiver system begins for 2005. Waivers will expire on the first business day of the new League Year. Players with at least four previous pension-credited seasons that a club desires to terminate are not subject to the waiver system until after the trading deadline.
Feb. 22	(Tentative) Deadline at 4 p.m., New York time, for clubs to designate Franchise and Transition Players.
Feb. 23-Mar. 1	Combine Timing and Testing, RCA Dome, Indianapolis, Ind.
March 1	(Tentative) Expiration date of all player contracts due to expire in 2005.
March 1	(Tentative) Deadline for submission of Qualifying Offers by clubs to their Restricted Free Agents whose contracts have expired and to whom they desire to retain a Right of First Refusal/Compensation.
March 1	(Tentative) Deadline for clubs to submit offer to minimum salary to retain exclusive negotiating rights to their players with fewer than three seasons of free agency credit whose contracts have expired.
March 2	(Tentative) Free Agency period begins.
April 15	Deadline for signing of Offer Sheets by Restricted Free Agents
April 22	Deadline for Old Club to exercise Right of First Refusal to Restricted Free Agents
April 23-24	Annual Player Selection Meeting, New York, N.Y.

## NATIONAL FOOTBALL LEAGUE PUBLIC RELATIONS DIRECTORS



### AMERICAN FOOTBALL CONFERENCE

Baltimore — Kevin Byrne .....	(410) 654-6200
Buffalo — Scott Berchtold.....	(716) 648-1800
Cincinnati — Jack Brennan .....	(513) 621-3550
Cleveland — Todd Stewart .....	(440) 891-5000
Denver — Jim Saccomano.....	(303) 649-9000
Houston — Tony Wyllie.....	(832) 667-2000
Indianapolis — Craig Kelley .....	(317) 297-2658
Jacksonville — Dan Edwards .....	(904) 633-6000
Kansas City — Bob Moore .....	(816) 920-9300
Miami — Harvey Greene .....	(954) 452-7000
New England — Stacey James.....	(508) 543-8200
New York Jets — Ron Colangelo .....	(516) 560-8100
Oakland — Mike Taylor .....	(510) 864-5000
Pittsburgh — Ron Wahl .....	(412) 432-7800
San Diego — Bill Johnston .....	(858) 874-4500
Tennessee — Robbie Bohren .....	(615) 565-4000



### NATIONAL FOOTBALL CONFERENCE

Arizona — Mark Dalton .....	(602) 379-0101
Atlanta — Aaron Salkin .....	(770) 965-3115
Carolina — Charlie Dayton .....	(704) 358-7000
Chicago — Scott Hagel .....	(847) 295-6600
Dallas — Rich Dalrymple .....	(972) 556-9900
Detroit — Matt Barnhart.....	(313) 262-2000
Green Bay — Jeff Blumb.....	(920) 569-7500
Minnesota — Bob Hagan .....	(952) 828-6500
New Orleans — Greg Bensel.....	(504) 733-0255
New York Giants — Pat Hanlon.....	(201) 935-8111
Philadelphia — Derek Boyko.....	(215) 463-2500
St. Louis — Duane Lewis.....	(314) 982-7267
San Francisco — Kirk Reynolds.....	(408) 562-4949
Seattle — Dave Pearson.....	(425) 827-9777
Tampa Bay — Jeff Kamis .....	(813) 870-2700
Washington — Michelle Tessier .....	(703) 726-7000



## 2004 NFL SCHEDULE

(ALL TIMES LOCAL AT GAME SITE)

### WEEK ONE *FOX-TV National Weekend*

#### Thursday, September 9

Indianapolis at New England ..... (ABC) 9:00p (ET)

#### Sunday, September 12

Jacksonville at Buffalo ..... 1:00p (ET)  
 Detroit at Chicago ..... 12:00p (CT)  
 Baltimore at Cleveland ..... 1:00p (ET)  
 San Diego at Houston ..... 12:00p (CT)  
 Tennessee at Miami ..... 1:00p (ET)  
 Seattle at New Orleans ..... 12:00p (CT)  
 Cincinnati at New York Jets ..... 1:00p (ET)  
 Oakland at Pittsburgh ..... 1:00p (ET)  
 Arizona at St. Louis ..... 12:00p (CT)  
 Tampa Bay at Washington ..... 1:00p (ET)  
 Dallas at Minnesota ..... 3:15p (CT)  
 New York Giants at Philadelphia ..... 4:15p (ET)  
 Atlanta at San Francisco ..... 1:15p (PT)  
**Kansas City at Denver ..... (ESPN) 6:30p (MT)**

#### Monday, September 13

Green Bay at Carolina ..... (ABC) 9:00p (ET)

### WEEK TWO *CBS-TV National Weekend*

#### Sunday, September 19

St. Louis at Atlanta ..... 1:00p (ET)  
 Pittsburgh at Baltimore ..... 1:00p (ET)  
 Houston at Detroit ..... 1:00p (ET)  
 Chicago at Green Bay ..... 12:00p (CT)  
**Denver at Jacksonville ..... 1:00p (ET)**  
 Carolina at Kansas City ..... 12:00p (CT)  
 San Francisco at New Orleans ..... 12:00p (CT)  
 Washington at New York Giants ..... 1:00p (ET)  
 Indianapolis at Tennessee ..... 12:00p (CT)  
 Seattle at Tampa Bay ..... 4:05p (ET)  
 New England at Arizona ..... 1:15p (MST)  
 Cleveland at Dallas ..... 3:15p (CT)  
 Buffalo at Oakland ..... 1:15p (PT)  
 New York Jets at San Diego ..... 1:15p (PT)  
 Miami at Cincinnati ..... (ESPN) 8:30p (ET)

#### Monday, September 20

Minnesota at Philadelphia ..... (ABC) 9:00p (ET)

### WEEK THREE *FOX-TV National Weekend*

(Open Dates: Buffalo, Carolina, New England, New York Jets)

#### Sunday, September 26

Arizona at Atlanta ..... 1:00p (ET)  
 Baltimore at Cincinnati ..... 1:00p (ET)  
 Philadelphia at Detroit ..... 1:00p (ET)  
 Houston at Kansas City ..... 12:00p (CT)  
 Pittsburgh at Miami ..... 1:00p (ET)  
 Chicago at Minnesota ..... 12:00p (CT)  
 Cleveland at New York Giants ..... 1:00p (ET)  
 New Orleans at St. Louis ..... 12:00p (CT)  
 Jacksonville at Tennessee ..... 12:00p (CT)  
**San Diego at Denver ..... 2:05p (MT)**  
 Green Bay at Indianapolis ..... 3:15p (EST)  
 San Francisco at Seattle ..... 1:15p (PT)  
 Tampa Bay at Oakland ..... (ESPN) 5:30p (PT)

#### Monday, September 27

Dallas at Washington ..... (ABC) 9:00p (ET)

### WEEK FOUR *CBS-TV National Weekend*

(Open Dates: Dallas, Detroit, Minnesota, Seattle)

#### Sunday, October 3

New England at Buffalo ..... 1:00p (ET)  
 Philadelphia at Chicago ..... 12:00p (CT)

Washington at Cleveland ..... 1:00p (ET)  
 New York Giants at Green Bay ..... 12:00p (CT)  
 Oakland at Houston ..... 12:00p (CT)  
 Indianapolis at Jacksonville ..... 1:00p (ET)  
 Cincinnati at Pittsburgh ..... 1:00p (ET)  
 New Orleans at Arizona ..... 1:05p (MST)  
 Atlanta at Carolina ..... 4:05p (ET)  
 New York Jets at Miami ..... 4:15p (ET)  
 Tennessee at San Diego ..... 1:15p (PT)  
**Denver at Tampa Bay ..... 4:15p (ET)**  
 St. Louis at San Francisco ..... (ESPN) 5:30p (PT)

#### Monday, October 4

Kansas City at Baltimore ..... (ABC) 9:00p (ET)

### WEEK FIVE *FOX-TV National Weekend*

(Open Dates: Chicago, Cincinnati, Kansas City, Philadelphia)

#### Sunday, October 10

Detroit at Atlanta ..... 1:00p (ET)  
 New York Giants at Dallas ..... 12:00p (CT)  
 Minnesota at Houston ..... 12:00p (CT)  
 Oakland at Indianapolis ..... 12:00p (EST)  
 Miami at New England ..... 1:00p (ET)  
 Tampa Bay at New Orleans ..... 12:00p (CT)  
 Cleveland at Pittsburgh ..... 1:00p (ET)  
 Buffalo at New York Jets ..... 4:05p (ET)  
 Jacksonville at San Diego ..... 1:05p (PT)  
**Carolina at Denver ..... 2:15p (MT)**  
 Arizona at San Francisco ..... 1:15p (PT)  
 St. Louis at Seattle ..... 1:15p (PT)  
 Baltimore at Washington ..... (ESPN) 8:30p (ET)

#### Monday, October 11

Tennessee at Green Bay ..... (ABC) 8:00p (CT)

### WEEK SIX *CBS-TV National Weekend*

(Open Dates: Arizona, Baltimore, Indianapolis, N.Y. Giants)

#### Sunday, October 17

San Diego at Atlanta ..... 1:00p (ET)  
 Miami at Buffalo ..... 1:00p (ET)  
 Washington at Chicago ..... 12:00p (CT)  
 Cincinnati at Cleveland ..... 1:00p (ET)  
 Green Bay at Detroit ..... 1:00p (ET)  
 Kansas City at Jacksonville ..... 1:00p (ET)  
 Seattle at New England ..... 1:00p (ET)  
 San Francisco at New York Jets ..... 1:00p (ET)  
 Carolina at Philadelphia ..... 1:00p (ET)  
 Houston at Tennessee ..... 12:00p (CT)  
 Pittsburgh at Dallas ..... 3:15p (CT)  
**Denver at Oakland ..... 1:15p (PT)**  
 Minnesota at New Orleans ..... (ESPN) 7:30p (CT)

#### Monday, October 18

Tampa Bay at St. Louis ..... (ABC) 8:00p (CT)

### WEEK SEVEN *FOX-TV National Weekend*

(Open Dates: Houston, Pittsburgh, San Francisco, Washington)

#### Sunday, October 24

Buffalo at Baltimore ..... 1:00p (ET)  
 San Diego at Carolina ..... 1:00p (ET)  
 Philadelphia at Cleveland ..... 1:00p (ET)  
 Jacksonville at Indianapolis ..... 12:00p (EST)  
 Atlanta at Kansas City ..... 12:00p (CT)  
 St. Louis at Miami ..... 1:00p (ET)  
 Tennessee at Minnesota ..... 12:00p (CT)  
 Detroit at New York Giants ..... 1:00p (ET)  
 Chicago at Tampa Bay ..... 1:00p (ET)  
 New York Jets at New England ..... 4:05p (ET)

Seattle at Arizona ..... 1:15p (MST)  
 Dallas at Green Bay ..... 3:15p (CT)  
 New Orleans at Oakland ..... 1:15p (PT)

#### Monday, October 25

**Denver at Cincinnati ..... (ABC) 9:00p (ET)**

### WEEK EIGHT *CBS-TV National Weekend*

(Open Dates: Cleveland, New Orleans, St. Louis, Tampa Bay)

#### Sunday, October 31

Arizona at Buffalo ..... 1:00p (ET)  
 Detroit at Dallas ..... 12:00p (CT)  
 Jacksonville at Houston ..... 12:00p (CT)  
 Indianapolis at Kansas City ..... 12:00p (CT)  
 New York Giants at Minnesota ..... 12:00p (CT)  
 Baltimore at Philadelphia ..... 1:00p (ET)  
 Cincinnati at Tennessee ..... 12:00p (CT)  
 Green Bay at Washington ..... 1:00p (ET)  
**Atlanta at Denver ..... 2:05p (MT)**  
 Carolina at Seattle ..... 1:05p (PT)  
 New England at Pittsburgh ..... 4:15p (ET)  
 Oakland at San Diego ..... 1:15p (PT)  
 San Francisco at Chicago ..... (ESPN) 7:30p (CT)

#### Monday, November 1

Miami at New York Jets ..... (ABC) 9:00p (ET)

### WEEK NINE *CBS-TV National Weekend*

(Open Dates: Atlanta, Jacksonville, Green Bay, Tennessee)

#### Sunday, November 7

New York Jets at Buffalo ..... 1:00p (ET)  
 Oakland at Carolina ..... 1:00p (ET)  
 Dallas at Cincinnati ..... 1:00p (ET)  
 Washington at Detroit ..... 1:00p (ET)  
 Arizona at Miami ..... 1:00p (ET)  
 Philadelphia at Pittsburgh ..... 1:00p (ET)  
 Kansas City at Tampa Bay ..... 1:00p (ET)  
 Chicago at New York Giants ..... 4:05p (ET)  
 New Orleans at San Diego ..... 1:05p (PT)  
 Seattle at San Francisco ..... 1:05p (PT)  
**Houston at Denver ..... 2:15p (MT)**  
 New England at St. Louis ..... 3:15p (CT)  
 Cleveland at Baltimore ..... (ESPN) 8:30p (ET)

#### Monday, November 8

Minnesota at Indianapolis ..... (ABC) 9:00p (ET)

### WEEK TEN *FOX-TV National Weekend*

(Open Date: Denver, Miami, Oakland, San Diego)

#### Sunday, November 14

Tampa Bay at Atlanta ..... 1:00p (ET)  
 Pittsburgh at Cleveland ..... 1:00p (ET)  
 Houston at Indianapolis ..... 1:00p (ET)  
 Detroit at Jacksonville ..... 1:00p (ET)  
 Kansas City at New Orleans ..... 12:00p (CT)  
 Baltimore at New York Jets ..... 1:00p (ET)  
 Seattle at St. Louis ..... 12:00p (CT)  
 Chicago at Tennessee ..... 12:00p (CT)  
 Cincinnati at Washington ..... 4:05p (ET)  
 New York Giants at Arizona ..... 2:15p (MT)  
 Minnesota at Green Bay ..... 3:15p (CT)  
 Carolina at San Francisco ..... 1:15p (PT)  
 Buffalo at New England ..... (ESPN) 8:30p (ET)

#### Monday, November 15

Philadelphia at Dallas ..... (ABC) 8:00p (CT)

### WEEK ELEVEN *FOX-TV National Weekend*

#### Sunday, November 21

Dallas at Baltimore ..... 1:00p (ET)  
 St. Louis at Buffalo ..... 1:00p (ET)  
 Arizona at Carolina ..... 1:00p (ET)  
 Indianapolis at Chicago ..... 12:00p (CT)

Pittsburgh at Cincinnati ..... 1:00p (ET)  
 New York Jets at Cleveland ..... 1:00p (ET)  
 Tennessee at Jacksonville ..... 1:00p (ET)  
 Detroit at Minnesota ..... 12:00p (CT)  
**Denver at New Orleans ..... 12:00p (CT)**  
 San Francisco at Tampa Bay ..... 1:00p (ET)  
 San Diego at Oakland ..... 1:05p (PT)  
 Miami at Seattle ..... 1:05p (PT)  
 Atlanta at New York Giants ..... 4:15p (ET)  
 Washington at Philadelphia ..... 4:15p (ET)  
 Green Bay at Houston ..... (ESPN) 7:30p (CT)

#### Monday, November 22

New England at Kansas City ..... (ABC) 8:00p (CT)

### WEEK TWELVE *CBS-TV National Weekend*

#### Thursday, November 25

Indianapolis at Detroit ..... (CBS) 12:30p (ET)  
 Chicago at Dallas ..... (FOX) 3:15p (CT)

#### Sunday, November 28

Tampa Bay at Carolina ..... 1:00p (ET)  
 Cleveland at Cincinnati ..... 1:00p (ET)  
 Tennessee at Houston ..... 12:00p (CT)  
 San Diego at Kansas City ..... 12:00p (CT)  
 Jacksonville at Minnesota ..... 12:00p (CT)  
 Baltimore at New England ..... 1:00p (ET)  
 Philadelphia at New York Giants ..... 1:00p (ET)  
 Washington at Pittsburgh ..... 1:00p (ET)  
 New Orleans at Atlanta ..... 4:05p (ET)  
 New York Jets at Arizona ..... 2:15p (MT)  
 Miami at San Francisco ..... 1:15p (PT)  
 Buffalo at Seattle ..... 1:15p (PT)  
**Oakland at Denver ..... (ESPN) 6:30p (MT)**

#### Monday, November 29

St. Louis at Green Bay ..... (ABC) 8:00p (CT)

### WEEK THIRTEEN *FOX-TV National Weekend*

#### Sunday, December 5

Cincinnati at Baltimore ..... 1:00p (ET)  
 Minnesota at Chicago ..... 12:00p (CT)  
 New England at Cleveland ..... 1:00p (ET)  
 Arizona at Detroit ..... 1:00p (ET)  
 Tennessee at Indianapolis ..... 1:00p (ET)  
 Buffalo at Miami ..... 1:00p (ET)  
 Carolina at New Orleans ..... 12:00p (CT)  
 Houston at New York Jets ..... 1:00p (ET)  
 San Francisco at St. Louis ..... 12:00p (CT)  
 Atlanta at Tampa Bay ..... 1:00p (ET)  
 Kansas City at Oakland ..... 1:05p (PT)  
**Denver at San Diego ..... 1:05p (PT)**  
 Green Bay at Philadelphia ..... 1:00p (ET)  
 New York Giants at Washington ..... 4:15p (ET)  
 Pittsburgh at Jacksonville ..... (ESPN) 8:30p (ET)

#### Monday, December 6

Dallas at Seattle ..... (ABC) 6:00p (PT)

### WEEK FOURTEEN *FOX-TV National Weekend*

#### Sunday, December 12

Oakland at Atlanta ..... 1:00p (ET)  
 New York Giants at Baltimore ..... 1:00p (ET)  
 Cleveland at Buffalo ..... 1:00p (ET)  
 New Orleans at Dallas ..... 12:00p (CT)  
 Detroit at Green Bay ..... 12:00p (CT)  
 Indianapolis at Houston ..... 12:00p (CT)  
 Chicago at Jacksonville ..... 1:00p (ET)  
 Seattle at Minnesota ..... 12:00p (CT)  
 Cincinnati at New England ..... 1:00p (ET)  
**Miami at Denver ..... 2:05p (MT)**  
 New York Jets at Pittsburgh ..... 4:05p (ET)  
 San Francisco at Arizona ..... 2:15p (MT)



St. Louis at Carolina ..... 4:15p (ET)  
Tampa Bay at San Diego ..... 1:15p (PT)  
Philadelphia at Washington ..... (ESPN) 8:30p (ET)

**Monday, December 13**

Kansas City at Tennessee ..... 8:00p (CT)

**WEEK FIFTEEN**

*CBS-TV National Weekend*

**Saturday, December 18**

Pittsburgh at New York Giants ..... (CBS) 1:30p (ET)  
Washington at San Francisco ..... (FOX) 2:00p (PT)  
Carolina at Atlanta ..... (ESPN) 8:30p (ET)

**Sunday, December 19**

Houston at Chicago ..... 12:00p (CT)  
Buffalo at Cincinnati ..... 1:00p (ET)  
Jacksonville at Green Bay ..... 12:00p (CT)  
Minnesota at Detroit ..... 1:00p (ET)  
San Diego at Cleveland ..... 1:00p (ET)  
Seattle at New York Jets ..... 1:00p (ET)  
Dallas at Philadelphia ..... 1:00p (ET)  
St. Louis at Arizona ..... 2:05p (MT)  
New Orleans at Tampa Bay ..... 4:05p (ET)  
**Denver at Kansas City** ..... **3:15p (CT)**  
Tennessee at Oakland ..... 1:15p (PT)  
Baltimore at Indianapolis ..... (ESPN) 8:30p (ET)

**Monday, December 20**

New England at Miami ..... (ABC) 9:00p (ET)

**WEEK SIXTEEN**

*FOX-TV National Weekend*

**Friday, December 24**

Green Bay at Minnesota ..... (FOX) 2:00p (CT)

**Saturday, December 25**

Oakland at Kansas City ..... (CBS) 4:00p (CT)  
**Denver at Tennessee** ..... **(ESPN) 7:30p (CT)**

**Sunday, December 26**

New York Giants at Cincinnati ..... 1:00p (ET)  
Chicago at Detroit ..... 1:00p (ET)  
San Diego at Indianapolis ..... 1:00p (ET)  
Houston at Jacksonville ..... 1:00p (ET)  
Atlanta at New Orleans ..... 12:00p (CT)  
Baltimore at Pittsburgh ..... 1:00p (ET)  
Carolina at Tampa Bay ..... 1:00p (ET)  
New England at New York Jets ..... 4:05p (ET)  
Buffalo at San Francisco ..... 1:05p (PT)  
Washington at Dallas ..... 3:15p (CT)  
Arizona at Seattle ..... 1:15p (PT)  
Cleveland at Miami ..... (ESPN) 8:30p (ET)

**Monday, December 27**

Philadelphia at St. Louis ..... (ABC) 8:00p (CT)

**WEEK SEVENTEEN**

*CBS-TV National Weekend*

**Sunday, January 2**

Miami at Baltimore ..... 1:00p (ET)  
Pittsburgh at Buffalo ..... 1:00p (ET)  
New Orleans at Carolina ..... 1:00p (ET)  
Green Bay at Chicago ..... 12:00p (CT)  
Cleveland at Houston ..... 12:00p (CT)  
San Francisco at New England ..... 1:00p (ET)  
Cincinnati at Philadelphia ..... 1:00p (ET)  
New York Jets at St. Louis ..... 12:00p (CT)  
Detroit at Tennessee ..... 12:00p (CT)  
Minnesota at Washington ..... 1:00p (ET)  
Tampa Bay at Arizona ..... 2:05p (MT)  
Atlanta at Seattle ..... 1:05p (PT)  
**Indianapolis at Denver** ..... **2:15p (MT)**  
Jacksonville at Oakland ..... 1:15p (PT)  
Kansas City at San Diego ..... 1:15p (PT)  
Dallas at New York Giants ..... (ESPN) 8:30p (ET)

**2004 NFL PRESEASON SCHEDULE**

*(All Times Local at Site)*

**HALL OF FAME WEEKEND**

**Monday, August 9**

**Denver vs. Washington** ..... **(ABC) 8:00p (ET)**  
*Pro Football Hall of Fame Game, Canton, Ohio*

**WEEK ONE**

**Thursday, August 12**

Atlanta at Baltimore ..... (ESPN) 8:00p (ET)  
Chicago at St. Louis ..... 7:00p (CT)

**Friday, August 13**

Kansas City at N.Y. Giants ..... 8:00p (ET)  
Philadelphia at New England ..... 8:00p (ET)  
N.Y. Jets at New Orleans ..... 7:00p (CT)

**Saturday, August 14**

Carolina at Washington ..... 8:00p (ET)  
Cincinnati at Tampa Bay ..... 7:00p (ET)  
Cleveland at Tennessee ..... 7:00p (CT)  
Dallas at Houston ..... 7:00p (CT)  
Pittsburgh at Detroit ..... 7:30p (ET)  
Indianapolis at San Diego ..... 7:00p (PT)  
Jacksonville at Miami ..... 7:30p (ET)  
Arizona at Minnesota ..... 7:00p (CT)  
Oakland at San Francisco ..... 5:00p (PT)

**Sunday, August 15**

**Denver at Buffalo** ..... **(NFLNet) 7:00p (ET)**

**Monday, August 16**

Seattle at Green Bay ..... (ESPN) 7:00p (CT)

**WEEK TWO**

**Thursday, August 19**

N.Y. Giants at Carolina ..... (FOX) 8:00p (ET)

**Friday, August 20**

Minnesota at Atlanta ..... 7:30p (ET)  
Tampa Bay at Jacksonville ..... 7:30p (ET)  
Baltimore at Philadelphia ..... (CBS) 8:00p (ET)

**Saturday, August 21**

Detroit at Cleveland ..... (NFLNet) 4:30p (ET)  
N.Y. Jets at Indianapolis ..... (ESPN) 7:00p (EST)  
Tennessee at Buffalo ..... 7:00p (ET)  
Houston at Pittsburgh ..... 7:30p (ET)  
New England at Cincinnati ..... 7:30p (ET)  
Washington at Miami ..... 7:30p (ET)  
New Orleans at Green Bay ..... 7:00p (CT)  
San Francisco at Chicago ..... 7:30p (CT)  
Dallas at Oakland ..... 6:00p (PT)  
**Denver at Seattle** ..... **7:00p (PT)**  
San Diego at Arizona ..... 7:00p (MST)

**Monday, August 23**

St. Louis at Kansas City ..... (ABC) 7:00p (CT)

**WEEK THREE**

**Thursday, August 26**

Pittsburgh at Philadelphia ..... (ESPN) 8:00p (ET)

**Friday, August 27**

Washington at St. Louis ..... (FOX) 7:00p (CT)  
N.Y. Giants at N.Y. Jets ..... 7:00p (ET)  
Green Bay at Jacksonville ..... 8:00p (ET)  
San Francisco at Minnesota ..... 7:00p (CT)  
New Orleans at Chicago ..... 7:30p (CT)  
**Houston at Denver** ..... **7:00p (MT)**  
Seattle at San Diego ..... 7:00p (PT)

**Saturday, August 28**

New England at Carolina ..... (CBS) 8:00p (ET)  
Miami at Tampa Bay ..... 7:00p (ET)  
Cincinnati at Atlanta ..... 7:30p (ET)  
Buffalo at Indianapolis ..... 7:00p (EST)  
Cleveland at Kansas City ..... 7:00p (CT)  
Detroit at Baltimore ..... 8:00p (ET)  
Oakland at Arizona ..... 7:00p (MST)

**Monday, August 30**

Tennessee at Dallas ..... (ABC) 7:00p (CT)

**WEEK FOUR**

**Thursday, September 2**

Jacksonville at New England ..... (NFLNet) 6:45p (ET)  
Baltimore at N.Y. Giants ..... 7:00p (ET)  
Carolina at Pittsburgh ..... 7:00p (ET)  
Buffalo at Detroit ..... 8:00p (ET)  
Kansas City at Dallas ..... 7:00p (CT)  
Tampa Bay at Houston ..... 7:00p (CT)  
**Arizona at Denver** ..... **7:00p (MT)**  
Minnesota at Seattle ..... 6:00p (PT)  
St. Louis at Oakland ..... 7:00p (PT)  
San Diego at San Francisco ..... 8:00p (PT)

**Friday, September 3**

Atlanta at Washington ..... 7:00p (ET)  
Philadelphia at N.Y. Jets ..... 7:00p (ET)  
Indianapolis at Cincinnati ..... 7:30p (ET)  
Chicago at Cleveland ..... 8:00p (ET)  
Green Bay at Tennessee ..... 7:00p (CT)  
Miami at New Orleans ..... 7:00p (CT)

**POSTSEASON**

**Saturday, January 8, 2005**

AFC and NFC Wild Card Playoffs (ABC)

**Sunday, January 9, 2005**

AFC and NFC Wild Card Playoffs (CBS and FOX)

**Saturday, January 15, 2005**

AFC and NFC Divisional Playoffs (CBS and FOX)

**Sunday, January 16, 2005**

AFC and NFC Divisional Playoffs (CBS and FOX)

**Sunday, January 23, 2005**

AFC and NFC Championship Games (CBS and FOX)

**Sunday, February 6, 2005**

Super Bowl XXXIX at ALLTEL Stadium, Jacksonville, Fla. (FOX)

**Sunday, February 13, 2005**

AFC-NFC Pro Bowl in Honolulu, Hawaii (ESPN)

**2004 AFC NFC INTERCONFERENCE GAMES**

**WEEK ONE — SEPT. 12 (NONE)**

**WEEK TWO — SEPT. 19**

Houston at Detroit ..... 1:00p (ET)  
Carolina at Kansas City ..... 12:00p (CT)  
New England at Arizona ..... 1:15p (MST)  
Cleveland at Dallas ..... 3:15p (CT)

**WEEK THREE — SEPT. 26**

Cleveland at New York Giants ..... 1:00p (ET)  
Green Bay at Indianapolis ..... 3:15p (EST)  
Tampa Bay at Oakland ..... (ESPN) 5:30p (PT)

**WEEK FOUR — OCT. 3**

Washington at Cleveland ..... 1:00p (ET)  
**Denver at Tampa Bay** ..... **4:15p (ET)**

**WEEK FIVE — OCT. 10**

Minnesota at Houston ..... 12:00p (CT)  
**Carolina at Denver** ..... **2:15p (MT)**  
Baltimore at Washington ..... (ESPN) 8:30p (ET)  
Tennessee at Green Bay ..... (ABC) 8:00p (CT)

**WEEK SIX — OCT. 17**

San Diego at Atlanta ..... 1:00p (ET)  
Seattle at New England ..... 1:00p (ET)  
San Francisco at New York Jets ..... 1:00p (ET)  
Pittsburgh at Dallas ..... 3:15p (CT)

**WEEK SEVEN — OCT. 24**

San Diego at Carolina ..... 1:00p (ET)  
Philadelphia at Cleveland ..... 1:00p (ET)  
Atlanta at Kansas City ..... 12:00p (CT)  
St. Louis at Miami ..... 1:00p (ET)  
Tennessee at Minnesota ..... 12:00p (CT)  
New Orleans at Oakland ..... 1:15p (PT)

**WEEK EIGHT — OCT. 31**

Arizona at Buffalo ..... 1:00p (ET)  
Baltimore at Philadelphia ..... 1:00p (ET)  
**Atlanta at Denver** ..... **2:05p (MT)**

**WEEK NINE — NOV. 7**

Oakland at Carolina ..... 1:00p (ET)  
Dallas at Cincinnati ..... 1:00p (ET)  
Arizona at Miami ..... 1:00p (ET)  
Philadelphia at Pittsburgh ..... 1:00p (ET)  
Kansas City at Tampa Bay ..... 1:00p (ET)  
New Orleans at San Diego ..... 1:05p (PT)  
New England at St. Louis ..... 3:15p (CT)  
Minnesota at Indianapolis (11/8) ..... (ABC) 9:00p (ET)

**WEEK TEN — NOV. 14**

Detroit at Jacksonville ..... 1:00p (ET)  
Kansas City at New Orleans ..... 12:00p (CT)  
Chicago at Tennessee ..... 12:00p (CT)  
Cincinnati at Washington ..... 4:05p (ET)

**WEEK ELEVEN — NOV. 21**

Dallas at Baltimore ..... 1:00p (ET)  
St. Louis at Buffalo ..... 1:00p (ET)  
Indianapolis at Chicago ..... 12:00p (CT)  
**Denver at New Orleans** ..... **12:00p (CT)**  
Miami at Seattle ..... 1:05p (PT)  
Green Bay at Houston ..... (ESPN) 7:30p (CT)

**WEEK TWELVE — NOV. 28**

Indianapolis at Detroit (11/25) ..... (CBS) 12:30p (ET)  
Jacksonville at Minnesota ..... 12:00p (CT)  
Washington at Pittsburgh ..... 1:00p (ET)  
New York Jets at Arizona ..... 2:15p (MT)  
Miami at San Francisco ..... 1:15p (PT)  
Buffalo at Seattle ..... 1:15p (PT)

**WEEK THIRTEEN — DEC. 5 (NONE)**

**WEEK FOURTEEN — DEC. 12**

Oakland at Atlanta ..... 1:00p (ET)  
New York Giants at Baltimore ..... 1:00p (ET)  
Chicago at Jacksonville ..... 1:00p (ET)  
Tampa Bay at San Diego ..... 1:15p (PT)

**WEEK FIFTEEN — DEC. 19**

Pittsburgh at New York Giants (12/18) ..... (CBS) 1:30p (ET)  
Houston at Chicago ..... 12:00p (CT)  
Jacksonville at Green Bay ..... 12:00p (CT)  
Seattle at New York Jets ..... 1:00p (ET)

**WEEK SIXTEEN — DEC. 26**

New York Giants at Cincinnati ..... 1:00p (ET)  
Buffalo at San Francisco ..... 1:05p (PT)

**WEEK SEVENTEEN — JAN. 2**

San Francisco at New England ..... 1:00p (ET)  
Cincinnati at Philadelphia ..... 1:00p (ET)  
New York Jets at St. Louis ..... 12:00p (CT)  
Detroit at Tennessee ..... 12:00p (CT)



## 2004 NATIONAL TELEVISION GAMES

### REGULAR SEASON

Thursday, September 9	Indianapolis at New England (ABC)	9:00p ET
<b>Sunday, September 12</b>	<b>Kansas City at Denver (ESPN)</b>	<b>6:30p MT</b>
Monday, September 13	Green Bay at Carolina (ABC)	9:00p ET
Sunday, September 19	Miami at Cincinnati (ESPN)	8:30p ET
Monday, September 20	Minnesota at Philadelphia (ABC)	9:00p ET
Sunday, September 26	Tampa Bay at Oakland (ESPN)	5:30p PT
Monday, September 27	Dallas at Washington (ABC)	9:00p ET
Sunday, October 3	St. Louis at San Francisco (ESPN)	5:30p PT
Monday, October 4	Kansas City at Baltimore (ABC)	9:00p ET
Sunday, October 10	Baltimore at Washington (ESPN)	8:30p ET
Monday, October 11	Tennessee at Green Bay (ABC)	8:00p CT
Sunday, October 17	Minnesota at New Orleans (ESPN)	7:30p CT
Monday, October 18	Tampa Bay at St. Louis (ABC)	8:00p CT
<b>Monday, October 25</b>	<b>Denver at Cincinnati (ABC)</b>	<b>9:00p ET</b>
Sunday, October 31	San Francisco at Chicago (ESPN)	7:30p CT
Monday, November 1	Miami at New York Jets (ABC)	9:00p ET
Sunday, November 7	Cleveland at Baltimore (ESPN)	8:30p ET
Monday, November 8	Minnesota at Indianapolis (ABC)	9:00p ET
Sunday, November 14	Buffalo at New England (ESPN)	8:30p ET
Monday, November 15	Philadelphia at Dallas (ABC)	8:00p CT
Sunday, November 21	Green Bay at Houston (ESPN)	7:30p CT
Monday, November 22	New England at Kansas City (ABC)	8:00p CT
Thursday, November 25	Indianapolis at Detroit (CBS)	12:30p ET
	Chicago at Dallas (FOX)	3:15p CT
<b>Sunday, November 28</b>	<b>Oakland at Denver (ESPN)</b>	<b>6:30p MT</b>
Monday, November 29	St. Louis at Green Bay (ABC)	8:00p CT
Sunday, December 5	Pittsburgh at Jacksonville (ESPN)	8:30p ET
Monday, December 6	Dallas at Seattle (ABC)	6:00p PT
Sunday, December 12	Philadelphia at Washington (ESPN)	8:30p ET
Monday, December 13	Kansas City at Tennessee (ABC)	8:00p CT
Saturday, December 18	Pittsburgh at New York Giants (CBS)	1:30p ET
	Washington at San Francisco (FOX)	2:00p PT
	Carolina at Atlanta (ESPN)	8:30p ET
Sunday, December 19	Baltimore at Indianapolis (ESPN)	8:30p ET
Monday, December 20	New England at Miami (ABC)	9:00p ET
Friday, December 24	Green Bay at Minnesota (FOX)	2:00p CT
<b>Saturday, December 25</b>	<b>Oakland at Kansas City (CBS)</b>	<b>4:00p CT</b>
	<b>Denver at Tennessee (ESPN)</b>	<b>7:30p CT</b>
Sunday, December 26	Cleveland at Miami (ESPN)	8:30p ET
Monday, December 27	Philadelphia at St. Louis (ABC)	8:00p CT
Sunday, January 2	Dallas at New York Giants (ESPN)	8:30p ET

### POSTSEASON

Saturday, January 8	AFC and NFC Wild Card Playoffs (ABC)
Sunday, January 9	AFC and NFC Wild Card Playoffs (CBS and FOX)
Saturday, January 15	AFC and NFC Divisional Playoffs (CBS and FOX)
Sunday, January 16	AFC and NFC Divisional Playoffs (CBS and FOX)
Sunday, January 23	AFC and NFC Championship Games (CBS and FOX)
Sunday, February 6	Super Bowl XXXIX at ALLTEL Stadium, Jacksonville (FOX)
Sunday, February 13	AFC-NFC Pro Bowl at Honolulu, Hawaii (ESPN)

## 2004 PRIME TIME TELEVISION GAMES

### REGULAR SEASON

Thursday, September 9	Indianapolis at New England (ABC)	9:00p ET
<b>Sunday, September 12</b>	<b>Kansas City at Denver (ESPN)</b>	<b>6:30p MT</b>
Monday, September 13	Green Bay at Carolina (ABC)	9:00p ET
Sunday, September 19	Miami at Cincinnati (ESPN)	8:30p ET
Monday, September 20	Minnesota at Philadelphia (ABC)	9:00p ET
Sunday, September 26	Tampa Bay at Oakland (ESPN)	5:30p PT
Monday, September 27	Dallas at Washington (ABC)	9:00p ET
Sunday, October 3	St. Louis at San Francisco (ESPN)	5:30p PT
Monday, October 4	Kansas City at Baltimore (ABC)	9:00p ET
Sunday, October 10	Baltimore at Washington (ESPN)	8:30p ET
Monday, October 11	Tennessee at Green Bay (ABC)	8:00p CT
Sunday, October 17	Minnesota at New Orleans (ESPN)	7:30p CT
Monday, October 18	Tampa Bay at St. Louis (ABC)	8:00p CT
<b>Monday, October 25</b>	<b>Denver at Cincinnati (ABC)</b>	<b>9:00p ET</b>
Sunday, October 31	San Francisco at Chicago (ESPN)	7:30p CT
Monday, November 1	Miami at New York Jets (ABC)	9:00p ET
Sunday, November 7	Cleveland at Baltimore (ESPN)	8:30p ET
Monday, November 8	Minnesota at Indianapolis (ABC)	9:00p ET
Sunday, November 14	Buffalo at New England (ESPN)	8:30p ET
Monday, November 15	Philadelphia at Dallas (ABC)	8:00p CT
Sunday, November 21	Green Bay at Houston (ESPN)	7:30p CT
Monday, November 22	New England at Kansas City (ABC)	8:00p CT
<b>Sunday, November 28</b>	<b>Oakland at Denver (ESPN)</b>	<b>6:30p MT</b>
Monday, November 29	St. Louis at Green Bay (ABC)	8:00p CT
Sunday, December 5	Pittsburgh at Jacksonville (ESPN)	8:30p ET
Monday, December 6	Dallas at Seattle (ABC)	6:00p PT
Sunday, December 12	Philadelphia at Washington (ESPN)	8:30p ET
Monday, December 13	Kansas City at Tennessee (ABC)	8:00p CT
Saturday, December 18	Carolina at Atlanta (ESPN)	8:30p ET
Sunday, December 19	Baltimore at Indianapolis (ESPN)	8:30p ET
Monday, December 20	New England at Miami (ABC)	9:00p ET
<b>Saturday, December 25</b>	<b>Denver at Tennessee (ESPN)</b>	<b>7:30p CT</b>
Sunday, December 26	Cleveland at Miami (ESPN)	8:30p ET
Monday, December 27	Philadelphia at St. Louis (ABC)	8:00p CT
Sunday, January 2	Dallas at New York Giants (ESPN)	8:30p ET



## BRONCOS FUTURE OPPONENTS

	2005	2006
1. <b>Overall</b>	100	100
2. <b>Business</b>	100	100
3. <b>Government</b>	100	100
4. <b>Education</b>	100	100
5. <b>Environment</b>	100	100
6. <b>Health</b>	100	100
7. <b>Infrastructure</b>	100	100
8. <b>International</b>	100	100
9. <b>Media</b>	100	100
10. <b>Science</b>	100	100
11. <b>Society</b>	100	100
12. <b>Technology</b>	100	100
13. <b>Transport</b>	100	100
14. <b>Urban</b>	100	100
15. <b>Water</b>	100	100
16. <b>Waste</b>	100	100
17. <b>Energy</b>	100	100
18. <b>Food</b>	100	100
19. <b>Security</b>	100	100
20. <b>Justice</b>	100	100
21. <b>Culture</b>	100	100
22. <b>Religion</b>	100	100
23. <b>Philosophy</b>	100	100
24. <b>Art</b>	100	100
25. <b>Music</b>	100	100
26. <b>Literature</b>	100	100
27. <b>History</b>	100	100
28. <b>Geography</b>	100	100
29. <b>Politics</b>	100	100
30. <b>Economics</b>	100	100
31. <b>Law</b>	100	100
32. <b>Medicine</b>	100	100
33. <b>Psychology</b>	100	100
34. <b>Sociology</b>	100	100
35. <b>Anthropology</b>	100	100
36. <b>Archaeology</b>	100	100
37. <b>Linguistics</b>	100	100
38. <b>Mathematics</b>	100	100
39. <b>Physics</b>	100	100
40. <b>Chemistry</b>	100	100
41. <b>Biology</b>	100	100
42. <b>Environmental Science</b>	100	100
43. <b>Earth Science</b>	100	100
44. <b>Astronomy</b>	100	100
45. <b>Space Science</b>	100	100
46. <b>Computer Science</b>	100	100
47. <b>Information Science</b>	100	100
48. <b>Engineering</b>	100	100
49. <b>Design</b>	100	100
50. <b>Architecture</b>	100	100
51. <b>Urban Planning</b>	100	100
52. <b>Transportation</b>	100	100
53. <b>Infrastructure</b>	100	100
54. <b>Water Management</b>	100	100
55. <b>Waste Management</b>	100	100
56. <b>Energy</b>	100	100
57. <b>Food</b>	100	100
58. <b>Security</b>	100	100
59. <b>Justice</b>	100	100
60. <b>Culture</b>	100	100
61. <b>Religion</b>	100	100
62. <b>Philosophy</b>	100	100
63. <b>Art</b>	100	100
64. <b>Music</b>	100	100
65. <b>Literature</b>	100	100
66. <b>History</b>	100	100
67. <b>Geography</b>	100	100
68. <b>Politics</b>	100	100
69. <b>Economics</b>	100	100
70. <b>Law</b>	100	100
71. <b>Medicine</b>	100	100
72. <b>Psychology</b>	100	100
73. <b>Sociology</b>	100	100
74. <b>Anthropology</b>	100	100
75. <b>Archaeology</b>	100	100
76. <b>Linguistics</b>	100	100
77. <b>Mathematics</b>	100	100
78. <b>Physics</b>	100	100
79. <b>Chemistry</b>	100	100
80. <b>Biology</b>	100	100
81. <b>Environmental Science</b>	100	100
82. <b>Earth Science</b>	100	100
83. <b>Astronomy</b>	100	100
84. <b>Space Science</b>	100	100
85. <b>Computer Science</b>	100	100
86. <b>Information Science</b>	100	100
87. <b>Engineering</b>	100	100
88. <b>Design</b>	100	100
89. <b>Architecture</b>	100	100
90. <b>Urban Planning</b>	100	100
91. <b>Transportation</b>	100	100
92. <b>Infrastructure</b>	100	100
93. <b>Water Management</b>	100	100
94. <b>Waste Management</b>	100	100
95. <b>Energy</b>	100	100
96. <b>Food</b>	100	100
97. <b>Security</b>	100	100
98. <b>Justice</b>	100	100
99. <b>Culture</b>	100	100
100. <b>Religion</b>	100	100

Home	Away	Home	Away
Kansas City	Kansas City	Kansas City	Kansas City
Oakland	Oakland	Oakland	Oakland
San Diego	San Diego	San Diego	San Diego
New England	Buffalo	Baltimore	Cleveland
N.Y. Jets	Miami	Cincinnati	Pittsburgh
Philadelphia	Dallas	San Francisco	Arizona
Washington	N.Y. Giants	Seattle	St. Louis
AFC North	AFC South	AFC South	AFC East

2007		2008		2009	
Home	Away	Home	Away	Home	Away
Kansas City	Kansas City	Kansas City	Kansas City	Kansas City	Kansas City
Oakland	Oakland	Oakland	Oakland	Oakland	Oakland
San Diego	San Diego	San Diego	San Diego	San Diego	San Diego
Jacksonville	Houston	Buffalo	New England	Cleveland	Baltimore
Tennessee	Indianapolis	Miami	N.Y. Jets	Pittsburgh	Cincinnati
Green Bay	Chicago	New Orleans	Atlanta	Dallas	Philadelphia
Minnesota	Detroit	Tampa Bay	Carolina	N.Y. Giants	Washington
AFC North	AFC East	AFC South	AFC North	AFC East	AFC South

## NOTES

This image shows a full page of blank handwriting practice paper. It features approximately 20 evenly spaced, horizontal blue lines running across the width of the page. The lines are thin and consistent in color and thickness, providing a guide for letter height and placement. There are no margins, text, or other markings on the paper.