



Executive Offices and Training Facility

13655 Broncos Parkway • Englewood, CO 80112
Telephone: (303) 649-9000 • FAX: (303) 649-9354 • PR FAX: (303) 649-0562
www.DenverBroncos.com

Media Relations

Jim Saccomano, Vice President of Public Relations: (303) 649-0572 • jim.saccomano@broncos.nfl.net
Paul Kirk, Director of Media Relations: (303) 649-0503 • paul.kirk@broncos.nfl.net
Rebecca Villanueva, Media Services Manager: (303) 649-0598 • rebecca.villanueva@broncos.nfl.net
Patrick Smyth, Media Information Coordinator: (303) 649-0536 • patrick.smyth@broncos.nfl.net
Dave Gaylinn, Media Relations Assistant: (303) 649-0512 • dave.gaylinn@broncos.nfl.net
www.DenverBroncos.com/Mediaroom

INVESCO Field at Mile High

1701 Bryant St. • Denver, CO 80204

Broncos Ticket Office
Suite 100
(720) 258-3333

Broncos Marketing Department
Suite 900
(720) 258-3100

Stadium Management Co.
Suite 700
(720) 258-3000

2006 DENVER BRONCOS SCHEDULE

(all times local at site)

PRESEASON

| Wk. | Day | Date | Opponent | Site | Time | TV |
|-----|------|---------|------------|----------------------------|---------------|-------|
| 1 | Fri. | Aug. 11 | at Detroit | Ford Field | 7:30 p.m. EDT | CBS 4 |
| 2 | Sat. | Aug. 19 | TENNESSEE | INVESCO Field at Mile High | 7:00 p.m. MDT | CBS 4 |
| 3 | Sun. | Aug. 27 | HOUSTON | INVESCO Field at Mile High | 6:00 p.m. MDT | NFLN |
| 4 | Thu. | Aug. 31 | at Arizona | Cardinals Stadium | 7:00 p.m. MST | CBS 4 |

REGULAR SEASON

| Wk. | Day | Date | Opponent | Site | Time | TV |
|-----|------|----------|----------------|----------------------------|----------------|------|
| 1 | Sun. | Sept. 10 | at St. Louis | Edward Jones Dome | 12:00 p.m. CDT | CBS |
| 2 | Sun. | Sept. 17 | KANSAS CITY | INVESCO Field at Mile High | 2:15 p.m. MDT | CBS |
| 3 | Sun. | Sept. 24 | at New England | Gillette Stadium | 8:15 p.m. EDT | NBC |
| 4 | Bye | | | | | |
| 5 | Mon. | Oct. 9 | BALTIMORE | INVESCO Field at Mile High | 6:30 p.m. MDT | ESPN |
| 6 | Sun. | Oct. 15 | OAKLAND | INVESCO Field at Mile High | 6:15 p.m. MDT | NBC |
| 7 | Sun. | Oct. 22 | at Cleveland | Cleveland Browns Stadium | 4:05 p.m. EDT | CBS |
| 8 | Sun. | Oct. 29 | INDIANAPOLIS | INVESCO Field at Mile High | 2:15 p.m. MST | CBS |
| 9 | Sun. | Nov. 5 | at Pittsburgh | Heinz Field | 4:15 p.m. EST | CBS |
| 10 | Sun. | Nov. 12 | at Oakland | McAfee Coliseum | 1:05 p.m. PST | CBS* |
| 11 | Sun. | Nov. 19 | SAN DIEGO | INVESCO Field at Mile High | 2:15 p.m. MST | CBS* |
| 12 | Thu. | Nov. 23 | at Kansas City | Arrowhead Stadium | 7:00 p.m. CST | NFLN |
| 13 | Sun. | Dec. 3 | SEATTLE | INVESCO Field at Mile High | 2:15 p.m. MST | FOX* |
| 14 | Sun. | Dec. 10 | at San Diego | Qualcomm Stadium | 1:15 p.m. PST | CBS* |
| 15 | Sun. | Dec. 17 | at Arizona | Cardinals Stadium | 2:05 p.m. MST | CBS* |
| 16 | Sun. | Dec. 24 | CINCINNATI | INVESCO Field at Mile High | 2:15 p.m. MST | CBS |
| 17 | Sun. | Dec. 31 | SAN FRANCISCO | INVESCO Field at Mile High | 2:15 p.m. MST | FOX* |

* - All NFL games scheduled for Sundays in Weeks 10-15 and Week 17 are eligible to be moved to the Sunday night game, which is televised nationally by NBC.

ABOUT THE 2006 DENVER BRONCOS MEDIA GUIDE

The 2006 Denver Broncos' media guide was prepared by the club's media relations department as an information resource for members of the media and NFL fans. All information, including player biographies, rosters and team transactions, contained in the publication is current as of June 27, 2006.

Biographies of players who joined the Broncos after the production of the media guide will be made available in the team's weekly press packet. These biographies, as well as the entire 2006 Denver Broncos media guide, can be found in .PDF format on the Broncos' media Web site:

www.DenverBroncos.com/Mediaroom

DENVER BRONCOS 2006 MEDIA GUIDE

INDEX

| | | | |
|---|-----|--|-----|
| Alumni Association | 2 | All-Time Game-by-Game | 348 |
| American Bowl, Broncos participation in | 365 | Artificial Turf Record | 702 |
| Attendance Marks | 533 | Miscellaneous Record Breakdowns | 372 |
| Biographies | | Overtime Games | 371 |
| Biographies Index | 4 | Television Games | 371 |
| Rookies and First-Year Players | 252 | Year-by-Year Final Records | 462 |
| Veteran Players | 62 | Retired Jersey Numbers | 609 |
| Broncos in the Community | 686 | Rice, Jerry | 276 |
| Broncos Name Origin | 532 | Ring of Fame Member Profiles | 612 |
| Broncos TV | 718 | Rosters: | |
| Bye week, Broncos record after | 32 | All-Time Broncos (Alphabetical) | 645 |
| Cheerleaders | 690 | All-Time Broncos (Numerical) | 662 |
| Coaching Records, Year-by-Year | 529 | All-Time Coaches | 530 |
| Cold Weather Games | 702 | All-Time Practice Squad (Alphabetical) | 671 |
| Comebacks | 600 | All-Time Practice Squad (By Year) | 672 |
| Draft Choices, All-Time | 634 | All-Time Roster Breakdown by College/Years | 659 |
| Draft Choices, Most by College | 632 | All-Time Roster Height/Weight Breakdowns | 660 |
| Free Agents Signed/Lost, 1989-2006 | 640 | All-Time Roster Height/Weight Extremes | 661 |
| Hall of Fame Broncos | 610 | 2006 Breakdown by Position | 339 |
| Hall of Fame Game, Broncos participation in | 364 | 2006 Rookie and First-Year | 342 |
| Highlight Video Information | 709 | 2006 Veterans | 340 |
| Historical Highlights | 674 | Schedules: | |
| Helmets, Broncos all-time | 684 | Broncos 2006 | IFC |
| Honors and Awards | | Future Broncos Opponents | 718 |
| All-Time Individual | 602 | NFL Regular Season | 711 |
| 2005 Season | 300 | NFL Postseason | 714 |
| Broncos All-Time NFL Honors | 607 | NFL Interconference Games | 714 |
| How the Broncos Are Built | 346 | Series Records vs. Opponents | 366 |
| Last Time | 295 | Broncos vs. the NFL Chart (reg/post/presaison) | 370 |
| Leads Lost | 600 | Service with Broncos | 544 |
| Logos, Broncos all-time | 684 | Stadium Information: | |
| Mascots (Thunder and Miles) | 691 | INVESCO Field at Mile High | 692 |
| Media Information | 708 | Broncos Stadium History | 697 |
| Medical Glossary | 703 | Staff Directory | 2 |
| Monday Night Games | 371 | Staff Photos | 51 |
| Most Valuable Player Awards (Broncos team) | 633 | Starting Lineups, All-Time | 456 |
| National Football League | | Starters, 2005 Game-by-Game | 277 |
| 2005 Standings | 700 | Statistics: | |
| NFL Network | 718 | 2005 Individual Game-by-Game | 287 |
| Public Relations Directors | 710 | 2005 Team/Opponent Game-by-Game | 282 |
| Super Bowl/Conference Championship Scores | 701 | 2005 Game Summaries/Stats | 302 |
| Paul D. Bowlen Memorial Broncos Centre | 5 | 2005 Regular Season Individual and Team | 268 |
| Playing Field Diagram | 706 | 2005 Postseason Individual and Team | 272 |
| Postseason Game Summaries | 464 | 2005 Preseason Individual and Team | 275 |
| Preseason Television Network (KCNC) | 698 | 2005 Participation | 281 |
| Pro Bowl Broncos | 606 | 2005 Quarter-by-Quarter Statistics | 284 |
| Pronunciation Guide | 339 | 2005 Single-Game Highs | 278 |
| Radio Network | 698 | Individual Leaders Year by Year | 536 |
| Records — Regular Season | | Team Offense and Defense Year-by-Year | 534 |
| 100-yd. Rushing Halves/Quarters | 594 | Year-by-Year Final Statistics | 374 |
| Broncos Individual | 545 | Super Bowl Future Sites | 702 |
| Broncos Team | 559 | Television Games, 2006 | 715 |
| Opponent Individual | 574 | Thanksgiving Games | 371 |
| Opponent Team | 577 | Ticket Sales, All-Time | 533 |
| Outstanding Individual Performances | 591 | Trades, All-Time | 641 |
| Records — Postseason | | Training Camp Sites, All-Time | 702 |
| 100-yd. Rushing Halves/Quarters | 594 | Transactions, 2005-06 | 343 |
| Broncos Individual | 580 | Uniforms, Broncos all-time | 684 |
| Broncos Team | 586 | Vince Lombardi Trophy | 26 |
| Results: | | Winning Tradition | 58 |
| 2005 Season | 268 | | |

CREDITS

The 2006 Denver Broncos media guide was produced by the club's media relations department, under the direction of Vice President of Public Relations Jim Saccomano. Information contained herein was compiled by the current and previous media relations staffs. ©2006 Denver Broncos Football Club. Writing, layout, design and editing by Media Information Coordinator Patrick Smyth and Media Relations Assistant Dave Gaylinn using QuarkXPress™ desktop publishing applications. Editorial assistance provided by Director of Media Relations Paul Kirk, Saccomano, Manager of Community Development Kelly Brown, Media Services Manager Rebecca Villanueva and Graduate Intern Anthony Darby. Cover photo taken by Rich Clarkson and Associates, LLC. Additional thanks to Joe Cronin, John Turney, Santo Lombardina and the Elias Sports Bureau staff, and Stats Inc. for providing extensive statistical data. Printing by National Hirschfeld, Denver, Colo. Photography and scans by Rich Clarkson and Associates. Photographers: Rich Clarkson, Eric Bakke, Trevor Brown Jr., Steve Nowland, Ryan McKee, Jamie Schwabrow and Brett Wilhelm. Special thanks to Kenn Rust of Rust Graphics. Please see pages 708-709 for complete media services information.

BRONCOS DIRECTORY

Denver Broncos Football Club
13655 Broncos Parkway, Englewood, CO 80112
Telephone (303) 649-9000
Ticket Office (720) 258-3333
Marketing Department (720) 258-3100
Stadium Management Company (720) 258-3000
Internet Address www.DenverBroncos.com
Home Stadium INVESCO Field at Mile High (76,125)
Colors Orange and Broncos Navy Blue
Conference American Football Conference (West Division)



OWNERSHIP

Pat Bowlen President and Chief Executive Officer
 Lisa Williams Exec. Asst. to President & CEO
 Yolanda Saltus Special Assistant

ADVISORY DIRECTORS

Pat Bowlen Chairman
 John Bowlen Director
 Bill Britton Director
 Tim Guard Director
 Jeff Harman Director
 Fred Hemmings Director
 Bob Masten Director

EXECUTIVE STAFF

EXECUTIVE VICE PRESIDENT OF FOOTBALL OPERATIONS / HEAD COACH

Mike Shanahan Exec. V.P. of Football Operations/Head Coach
 Cindi Lowe Secretary to Head Coach

EXECUTIVE VICE PRESIDENT OF BUSINESS OPERATIONS

Joe Ellis Executive Vice President of Business Operations
 Elaine Woodworth Exec. Asst. to Exec. V.P. of Business Operations

GENERAL MANAGER

Ted Sundquist General Manager
 Pam Papsdorf Assistant to the General Manager

GENERAL COUNSEL/SENIOR VICE PRESIDENT OF ADMINISTRATION

Rich Slivka General Counsel/Senior V.P. of Administration
 Diane Nelson Exec. Asst. to General Counsel/Senior V.P. of Admin.

VICE PRESIDENTS

Jim Saccomano Vice President of Public Relations
 Jim Barlow Vice President of Finance
 Greg Carney Vice President of Marketing
 Chip Conway Vice President of Operations
 Cindy Galloway Kellogg Vice Pres. of Community Devel.
 Rick Schoenhals Vice Pres. of Information Technology

BOWLEN SPORTS, INC.

Jim Schafer Assistant to the President
 Veronica Ibarra Executive Assistant

FOOTBALL STAFF

COACHING STAFF

Mike Heimerdinger Assistant Head Coach
 Rick Dennison Offensive Coordinator
 Larry Coyer Defensive Coordinator
 Jeremy Bates Offensive Assistant
 Chip Beake Offensive Quality Control
 Ronnie Bradford Special Teams
 Tim Brewster Tight Ends
 Jacob Burney Defensive Line/Ends
 Kirk Doll Linebackers
 Thomas McGaughey Special Teams Assistant
 Pat McPherson Quarterbacks
 Andre Patterson Defensive Line/Tackles
 Jim Ryan Defensive Assistant
 Greg Saporta Assistant Strength and Conditioning
 Bob Slowik Defensive Backs
 Ryan Slowik Defensive Assistant
 Cedric Smith Assistant Strength and Conditioning
 Jimmy Spencer Assistant Defensive Backs
 Bobby Turner Running Backs
 Rich Tuten Strength and Conditioning
 Steve Watson Wide Receivers
 Kristi Nichols Assistant Coaches Secretary

FOOTBALL OPERATIONS

Jim Goodman Director of Player Personnel
 Bobby Beers College Scout
 Scott DiStefano College Scout
 Jeff Goodman College Scout
 Ed Lambert College Scout
 Cal McCombs College Scout
 Greg Miller College Scout
 Cornell Green Scouting Consultant
 Chris Trulove Coordinator of Pro Scouting
 Mike Bluem Director of Football Administration
 Dave Bratten College Scouting Coordinator
 Mike Mascenik Player Personnel Assistant
 Fred Fleming Pro Scouting/Director of Special Services
 Betsy Klein Exec. Dir. of Player & Organizational Development

DENVER BRONCOS ALUMNI ASSOCIATION

The Denver Broncos Alumni Association was formed in 1991 to provide an opportunity for former players to remain actively involved with the Broncos' organization. The Alumni Association serves as a goodwill extension of the Denver Broncos, and the members are available to counsel current players on life after football. Their mission is to uphold the highest standards of professionalism, integrity and honor. They are committed to enhance our communities through active service and devotion and pledge to support the Denver Broncos Football Club in its community outreach programs and present themselves as positive role models and mentors. The 14 members of the Alumni Council are Odell Barry (President), Tyrone Braxton, Larry Brunson, Steve Foley, Le-Lo Lang, Wade Manning (Treasurer), Leroy Mitchell, Gene Mingo, Willie Oshodin, Reggie Rivers (Vice President), Jim Ryan, Steve Sewell, Billy Thompson and David Treadwell (Secretary).

MEDICAL STAFF

Steve Antonopoulos Head Athletic Trainer
 Corey Oshikoya Assistant Athletic Trainer
 Scott Trulock Assistant Athletic Trainer
 Dr. Ted Schlegel Head Team Physician
 Dr. Richard Hawkins Team Physician
 Dr. Martin Boublik Team Physician
 Dr. J. Steven Geraghty Team Physician

EQUIPMENT

Chris Valenti Equipment Manager
 Jason Schell Assistant Equipment Manager
 Mike Harrington Assistant Equipment Manager

VIDEO

Kent Erickson Director of Football Technology
 Gary McCune Video Operations Manager
 Steve Boxer Video Assistant
 Kirk Horiuchi Video Assistant

BUSINESS STAFF

MEDIA RELATIONS

Paul Kirk Director of Media Relations
 Rebecca Villanueva Media Services Manager
 Patrick Smyth Media Information Coordinator
 Dave Gaylinn Media Relations Assistant

COMMUNITY DEVELOPMENT

Kelly Brown Manager, Community Development
 Pamela Krotchko Manager, Denver Broncos Charities
 Billy Thompson Director of Alumni Relations

FINANCE

Fred Krebs Manager of Cash/Treasury
 Dianne Sehgal Controller
 Roberta Best Accounts Payable
 Timi Dennis Payroll Administrator
 Gina Johnson Accounts Payable
 Nanette Thompson Financial Accountant
 Deanna Torres Accountant
 Kelly Trimble Manager of Travel Services
 Sheila Webb Revenue Accountant

HUMAN RESOURCES

Sheila Thomas Director of Human Resources
 Heather Herbert Insurance and Benefits Administrator

INFORMATION TECHNOLOGY

Chris Newman Network Manager
 Erik Towt Network Analyst
 Tony Lazzaro Manager of Football Information Technology
 Mike Corey Network Technician
 Jason Moore Network Technician

MARKETING

Steve Harbula Sr. Director of Marketing Communications
 Brady Kellogg Director of Corporate Partnerships
 Amy Marolf Sr. Manager, Corporate Partner Services
 Andrew Mason Managing Editor, DenverBroncos.com
 Bobby Mestas Manager, Special Events and Fan Development
 Kyle Sonneman Online Marketing Coordinator
 Derek Thomas Manager, Marketing Partnerships
 Derek Marlin Corporate Partnership Executive
 Sandy Bretzlau Manager of Partnerships and Game Day Marketing
 Annie Hellerstein Graphic Designer
 Patrick Brougham Fan Development Coordinator
 J. Michael Moore Publications Coordinator
 Brad Post Mascot Coordinator
 Neda Zanganeh Coordinator, Corporate Partner Sales and Services
 Danielle Solano Receptionist
 Michael Young Senior Director of Special Projects

CHEERLEADERS

Teresa Shear Dir. of Cheerleaders & Game Day Entertainment
 Shelly Trujillo Assistant Director, Cheerleaders
 Shawna Peters Director, Junior Cheerleaders

OPERATIONS

Darin Krueger Facility Coordinator
 Adam Newman Operations Assistant
 Aaron Kalina Operations Assistant
 Meghan Zobeck Operations/Player Personnel Assistant
 Maeve Drake Receptionist

TURF OPERATIONS

Troy Smith Turf Manager
 Nick McNamee Assistant Turf Manager
 Jon Tucker Assistant Turf Manager

TICKET OPERATIONS

Kirk Dyer Executive Director of Ticket Operations and Admin.
 Dennis Moore Executive Director of Premium Seating
 Katie Delay Director of Ticket Operations
 Clark Wray Ticket Operations and Database Manager
 Chad Robertson Premium Seat Sales Manager
 Lee Twarling Premium Seat Sales Manager
 Angela Criscuolo Premium Services Manager
 Kurt Holtschlag Suite Sales Manager
 Patti Barban ADA Supervisor
 John Donaldson Premium Seat Representative
 Aaron Cook Premium Seat Representative
 Stacie Quinton Assistant Ticket Manager

STADIUM MANAGEMENT COMPANY



Mac Freeman Vice President of Stadium Operations
 Andy Gorchov Director of Stadium Operations
 Lorraine Spargo Director of Special Projects
 Patty Moser Director of Sales
 Wayne Bottom Chief Engineer
 Brian Mitchell Broadcast & Production Manager
 Scott Bliek Security and Safety Manager
 Kathy Burris Office Manager
 Howard Brown Conversion Manager
 Pat Jordan Audio/Visual Services Manager
 John Karpan Facilities Manager
 Ross Kurcab Turf Manager
 Rick Seifert Communications Manager
 Jon Applegate Parking & Event Services Manager
 Garron Bateman Tech Director & Creative Media Designer
 Andrew Holberg Assistant Turf Manager
 Terry Hutson Assistant Security Manager
 Pat Tetrick Assistant Security Manager
 Terry Hill Facilities Administrator
 Anna Marie Martinez Special Events Coordinator
 Nick Sadri Dock Supervisor
 Matt Shine Parking & Site Coordinator
 Paige Vittitoe Guest Services Coordinator
 Jamie Breitweiser Materials Analyst
 Nichole Sluss Receptionist
 Cody Freeman Turf Technician
 Dave Clark Assistant Chief Engineer
 Jerry Dill Engineer
 Steve Eggers Engineer
 Steve Fisher Engineer
 Mike Gray Engineer
 Chad Henderson Engineer
 Ervan Martinez Engineer
 Curt Norton Engineer
 Terrance Perkins Engineer
 John Mills Facilities

SMC RETAIL OPERATIONS

Tim Kellond Retail Operations Manager
 Sue Vaughn Retail Administrative Supervisor
 Carol Gibbons Retail Assistant
 Steve Grosser Retail Assistant
 Brian Keene Retail Assistant

INDEX TO BIOGRAPHIES

EXECUTIVES

| | |
|----------------------|----|
| Bowlen, Pat | 8 |
| Ellis, Joe | 46 |
| Shanahan, Mike | 12 |
| Sundquist, Ted | 20 |

COACHES

| | |
|--------------------------|----|
| Bates, Jeremy | 26 |
| Beake, Chip | 27 |
| Bradford, Ronnie | 27 |
| Brewster, Tim | 29 |
| Burney, Jacob | 30 |
| Coyer, Larry | 24 |
| Dennison, Rick | 23 |
| Doll, Kirk | 31 |
| Heimerdinger, Mike | 21 |
| McGaughey, Thomas | 33 |
| McPherson, Pat | 34 |
| Patterson, Andre | 35 |
| Ryan, Jim | 37 |
| Saporta, Greg | 38 |
| Slowik, Bob | 38 |
| Slowik, Ryan | 40 |
| Smith, Cedric | 40 |
| Spencer, Jimmy | 41 |
| Turner, Bobby | 41 |
| Tuten, Rich | 42 |
| Watson, Steve | 43 |

FOOTBALL OPERATIONS

| | |
|------------------------|----|
| Beers, Bobby | 44 |
| Bluem, Mike | 48 |
| Bratten, Dave | 48 |
| DiStefano, Scott | 45 |
| Goodman, Jeff | 45 |
| Goodman, Jim | 44 |
| Green, Cornell | 47 |
| Lambert, Ed | 45 |
| Mascenik, Mike | 48 |
| McCombs, Cal | 46 |
| Miller, Greg | 46 |
| Trulove, Chris | 47 |

PLAYERS

| | |
|--------------------------|-----|
| Abdullah, Hamza | 62 |
| Adams, Charlie | 63 |
| Alexander, P.J. | 65 |
| Alexander, Roc | 66 |
| Alexander, Stephen | 68 |
| Bailey, Champ | 71 |
| Bell, Mike | 261 |
| Bell, Tatum | 78 |
| Bibla, Martin | 82 |
| Brandon, Sam | 83 |
| Brown, Courtney | 85 |
| Browner, Brandon | 88 |
| Buhl, Josh | 261 |
| Burns, Keith | 89 |
| Burton, Antwon | 261 |
| Carlisle, Cooper | 93 |
| Carswell, Dwayne | 95 |
| Chukwurah, Patrick | 98 |
| Clark, Brian | 262 |
| Cobbs, Cedric | 100 |
| Collins, Javiar | 101 |
| Cox, Curome | 102 |
| Cutler, Jay | 252 |
| Dayne, Ron | 103 |
| Devoe, Todd | 107 |

| | |
|-------------------------------|-----|
| Dumervil, Elvis | 256 |
| Ekuban, Ebenezer | 108 |
| Elam, Jason | 111 |
| Engelberger, John | 125 |
| Ernster, Paul | 128 |
| Eslinger, Greg | 260 |
| Everett, Tyler | 262 |
| Ferguson, Nick | 129 |
| Foster, George | 132 |
| Foxworth, Domonique | 134 |
| Fredrickson, Tyler | 262 |
| Gause, George | 263 |
| Gold, Ian | 136 |
| Gordon, Amon | 140 |
| Green, Cornell | 141 |
| Green, Louis | 143 |
| Hamilton, Ben | 144 |
| Harrison, Kevin | 263 |
| Hixon, Domenik | 257 |
| Hunt, Rob | 263 |
| Jackson, Corey | 146 |
| Jackson, Nate | 147 |
| Johnson, Kyle | 149 |
| Johnson, Marty | 264 |
| Kircus, David | 151 |
| Kuper, Chris | 259 |
| Lang, Kenard | 152 |
| Leach, Mike | 156 |
| Lelie, Ashley | 157 |
| Lepsis, Matt | 161 |
| Lynch, John | 163 |
| Majondo-Mwamba, Patrice | 264 |
| Marshall, Brandon | 255 |
| Middlebrooks, Willie | 168 |
| Miree, Brandon | 170 |
| Mustard, Chad | 171 |
| Myers, Chris | 172 |
| Myers, Michael | 173 |
| Nalen, Tom | 176 |
| Parsons, Preston | 180 |
| Paymah, Karl | 181 |
| Pears, Erik | 264 |
| Plummer, Jake | 183 |
| Powers-Neal, Rashon | 265 |
| Rogers, Antwaun | 265 |
| Sapp, Cecil | 196 |
| Sauerbrun, Todd | 198 |
| Save, Bryan | 266 |
| Scheffler, Tony | 254 |
| Shoate, Jeff | 202 |
| Smith, Rod | 203 |
| Terrell, David | 219 |
| Trusty, Landon | 221 |
| Van Pelt, Bradlee | 222 |
| Vaughn, Cameron | 266 |
| Vaughn, Khaleed | 224 |
| Veal, Demetris | 225 |
| Walker, Javon | 226 |
| Warren, Gerard | 231 |
| Watts, Darius | 234 |
| Webster, Nate | 235 |
| Wells, Ray | 238 |
| Whitley, Taylor | 239 |
| Williams, D.J. | 240 |
| Williams, Darrent | 242 |
| Williams, Jeff | 266 |
| Wilson, Al | 245 |

THE PAUL D. BOWLEN MEMORIAL BRONCOS CENTRE

On March 5, 1990, the Denver Broncos moved into the Paul D. Bowlen Memorial Broncos Centre, the state-of-the-art headquarters for the National Football League team. The complex is named for the Broncos owner's late father and is the culmination of Pat Bowlen's desire to maximize a positive working environment for his football team, which captured back-to-back World Championships with victories in Super Bowls XXXII and XXXIII.



During the offseasons leading up to the 2004 and 2005 seasons, the Broncos made significant upgrades to the facility to make it one of the elite training centers in all of professional sports.

The Broncos spent much of the 2005 offseason completely renovating and redesigning their locker room while adding several state-of-the-art features to the spacious area.

The club installed brand new maple-wood lockers that are 8.5 feet tall and 3 feet wide. All locker stalls include power and data outlets to provide high-speed Internet access. Additionally, the general layout of the locker room was enhanced to bring offensive and defensive players closer together while at the same time efficiently utilizing the size of the area.

This improvement in 2005 came one year after the club invested \$4 million to the facility in an expansion project that significantly upgraded several areas of the complex. That construction project included:

- The Broncos Conditioning Center, which houses the team's weight room and an indoor conditioning area, along with a new home for the field-maintenance departments. The weight room is nearly three times the size of the previous one at approximately 9,000 square feet, which gives the Broncos one of the most comfortable strength-and-conditioning environments in professional sports. The indoor conditioning area—covered with FieldTurf™, which the team uses on one of its three outdoor practice fields—spans approximately 18,000 square feet.
- A training room that increased in size with additional hot and cold tubs for players' use.
- An eating lounge that seats approximately 120, allowing the team to conveniently handle the food-service needs of players, coaches and staff during training camp and throughout the year. The lounge is part of the existing building, taking over the space previously occupied by the weight room.

The Broncos' facility—situated on 13.5 acres in the rapidly expanding Dove Valley Business Park in south Arapahoe County—also includes an administrative building and three full-size practice fields to go along with the Conditioning Center.

The Bowlen Memorial Broncos Centre is a two-story building totaling 90,000 square feet, well over three times the size of the team's previous facility. The ground floor houses the main entry, visitor's area, trophy display area and media room in addition to the football-related facilities, which encompass the locker room, meeting rooms, training area, equipment room and video department.

It is on the second level, which is accessible through two stairways adjacent to the lobby area, that most of the administrative offices are located. These include the offices for Pat Bowlen, Mike Shanahan, Ted Sundquist and Joe Ellis, as well as those of all assistant coaches and football operations personnel. The second floor is divided into one wing for administrative offices and another for coaches and player personnel. The Broncos' extensive computer operation also is located on the second floor. The Bowlen Memorial Broncos Centre also includes a separate building that houses two racquetball courts for training and leisure use by players and staff members as well as a team store.

There is ample practice space available for use by the Broncos on the three outdoor fields, two with natural grass surfaces and one with FieldTurf™, completed in June 2003. FieldTurf™ is a synthetic blade surface with a rubber and sand infill. One of the two grass fields has a unique design system that includes underground wiring to prevent the turf from freezing and thus allows the Broncos to practice year-round on unfrozen natural grass.

THE PAUL D. BOWLEN MEMORIAL BRONCOS CENTRE

BRONCOS CONDITIONING CENTER



Completed in the spring of 2004, the Broncos' state-of-the-art conditioning center is adjacent to the Paul D. Bowlen Broncos Memorial Centre. The weight room is approximately 9,000 square feet, nearly three times the size of the previous one, and affords the football team and its strength-and-conditioning staff one of the finest training facilities in all of professional sports.

INDOOR AND OUTDOOR FIELDTURF™



In addition to having two natural grass fields on which to practice, the Broncos utilize both an indoor and outdoor FieldTurf™ field during training camp and in the season. The indoor field, located within the Broncos Conditioning Center, spans approximately 18,000 square feet.

THE PAUL D. BOWLEN MEMORIAL BRONCOS CENTRE

BRONCOS LOCKER ROOM



The Broncos spent much of the 2005 offseason redesigning and upgrading their locker room. The club installed brand new maple-wood lockers that are 8.5 feet tall, 3 feet wide and 4 x 2 inches deep and all feature power and data outlets to provide high-speed Internet access. The general layout was enhanced to bring offensive and defensive players closer together while at the same time taking advantage of the size of the area.

BRONCOS LOUNGE



The Broncos' food-service lounge, completed in the spring of 2004, occupies the area where the weight room previously was located at the Paul D. Bowlen Memorial Broncos Centre. It seats approximately 120, allowing players, coaches and staff a spacious area to enjoy their meals.

**PAT BOWLEN****PRESIDENT AND CEO**

The Denver Broncos are the soul of the city, Pat Bowlen serves as the owner and steward of this sterling franchise, and the legend of both team and owner are marked by achievement and success at every level.

The only two-decade owner of a major league sports team in Colorado history, Mr. Bowlen in 2006 begins his 23rd year as the President and CEO of the Denver Broncos, and he does so presiding over a franchise that is one of the crown jewels among National Football League clubs. Whether judged by the measure of wins and championships, attendance, national television exposure, or by his and the Broncos' reputation locally and throughout the NFL, there are few parallels in the world of professional sports.

The Denver Broncos have grown from being Denver's first major league franchise in 1960 to Colorado's state religion, and Mr. Bowlen wants to continue that fervor for the coming season. His focus for 2006 is once again to have the Denver Broncos win a world championship.

The Broncos President and CEO has fashioned a powerful reputation among his peers as a bold, dynamic leader who is single-minded in his pursuit of excellence, whether representing the Broncos, the city of Denver, the state of Colorado, or the NFL.

For many years, Mr. Bowlen's reputation as an outstanding owner has been well known nationally. In 1987, he finished second in *The Sporting News* Executive of the Year balloting. In December 2000, ESPN conducted a fan poll asking which NFL owner would be the best for which to play. Mr. Bowlen finished first among all NFL owners with 44.7% of the more than 60,000 votes cast. Mr. Bowlen has been well respected for many years by fans, players, coaches, his peers and NFL executives.

Mr. Bowlen presides over a franchise that by any standard has been one of the NFL's most successful in his over two decades of club ownership (1984-2006). The Broncos are at the pinnacle of sports franchises by any definition.

Pat Bowlen was introduced as the majority owner of the Denver Broncos on March 23, 1984, and that announcement triggered a new era in franchise history. Mr. Bowlen and the Bowlen family acquired 100 percent ownership of the Broncos in July 1985, and currently his brother John Bowlen owns a minority interest in the Broncos.

Mr. Bowlen immediately put his own mark on the Broncos, establishing a solid administration and creating a positive atmosphere that was a major factor in the team's success both on and off the field.

Champions are built from the top and Pat Bowlen is a model of leadership in the scope of his drive and commitment. "I want us to be number one in everything," Mr. Bowlen has often said in a recurring theme that marks his management style. Everyone knows that it is the owner who provides the financial backing that is integral to a championship team, but many fans are unaware that much of the heart, soul and drive of this championship organization comes directly from Pat Bowlen.

He has made all his managerial moves with one goal in mind—to aggressively position the Denver Broncos for another run at a Super Bowl championship. No one sets higher standards for the Broncos than Pat Bowlen himself, whose goals have always been to have his franchise regarded among the finest in pro sports, with victory being the measuring stick for that success. Thus, the goal of this dynamic and energetic chief executive remains firmly set on repeating the World Championship seasons of 1997 and 1998.

Below is a chronology of the Denver Broncos' success during Mr. Bowlen's ownership (1984-2006):

- The Denver Broncos won back-to-back World Championships in 1998 (Super Bowl XXXII vs. the Green Bay Packers 31-24) and 1999 (Super Bowl XXXIII vs. the Atlanta Falcons 34-19).
- Denver became the sixth NFL franchise to win back-to-back Super Bowls joining Green Bay, Miami, Pittsburgh (twice), San Francisco and Dallas. The Broncos became the first AFC team to do it in two decades. New England has since become the seventh franchise to do so.
- The Broncos own AFC Championships under Pat Bowlen in 1986, 1987, 1989, 1997 and 1998.

- The Broncos have had the best home record in pro football over the past 32 years.
- The Broncos won a record seven postseason games in a two-year period (1997-1998).
- The Broncos had 33 wins over a two-year period (1997-1998), at that time the most in football history.
- The Broncos had a record 46 wins over a three-year period (1996-1998).
- The Broncos became the second team in modern NFL history to go undefeated during regular season play at home for three consecutive seasons (1996-1998).
- His 1997-1998 teams performed the astonishing feat of going an entire calendar year without a defeat (12/15/97-12/13/98), at that time a league-record 18 consecutive wins.
- In 1998, Denver won a franchise-record 17 games, 14 in the regular season, including a 13-0 start that resulted in Denver going an entire calendar year without a loss.
- The Broncos have dominated the AFC Western Division by posting more division titles (8), conference Championship Game appearances (7) and Super Bowl appearances (5) than any other club in the division.
- The Broncos have had 13 playoff appearances and just two losing seasons.
- Denver was the only AFC franchise to make three Super Bowl appearances in the 1980s.
- In addition to winning eight division titles, Mr. Bowlen's franchise has had regular-season win totals of 14, 13 (three times), 12 (twice), 11 (four times), and 10 (three times). Thirteen of the 14 best years in team history have come during Mr. Bowlen's ownership.
- When the Broncos won Super Bowl XXXII, they were the first AFC team to win in 14 years and just the second wild card to win a Super Bowl under the NFL's present playoff system.
- Pat Bowlen also has enjoyed tremendous off-the-field success as well.
- In Mr. Bowlen's 22 years of ownership, the Broncos have played 25 postseason games, all of which have been sold out.
- The Broncos have had a string of home sellouts for 37 consecutive years, longest in the AFC and second only to Washington in the NFC.
- The home game sellout streak is now at 292 consecutive regular and postseason games through 2005.
- Denver has led the NFL in attendance over that 22-year period. The Broncos have drawn nearly 15 million fans to their home games from 1984-2005, highest in the NFL.
- Mr. Bowlen ushered in a new era in Denver Broncos football history in 2001 when the state-of-the-art INVESCO Field at Mile High opened. Mr. Bowlen contributed more than \$150 million to the construction of the new stadium.
- Mr. Bowlen has worked closely with Head Coach Mike Shanahan in maintaining the Broncos' roster in the era of free agency which has resulted in unprecedented player stability.
- In addition with his role with the Broncos, Mr. Bowlen was a key figure in securing the league's labor and TV contracts. He is currently Chair of the prestigious NFL Broadcasting Committee and is a member of both the NFL Compensation Committee and the NFL Finance Committee. He also serves on the NFL Diversity Committee and the NFL Ventures Committee.
- In his current role as Chair of the NFL Broadcast Committee, Mr. Bowlen was responsible for the negotiations on the NFL's \$18 billion TV contract, the most lucrative single-sport contract in history.
- He was responsible for the Broncos' headquarters, the Paul D. Bowlen Memorial Centre, a 90,000 square foot modern office and training facility located on the team's 13.5 acre complex in Dove Valley, Arapahoe County. The facility is named after Pat Bowlen's father. The Broncos moved into the new facility on March 5, 1990. During the 2004 and '05 offseasons, an extensive remodeling and expansion plan was implemented, assuring that the team headquarters would remain at the top level of NFL training facilities.

Pat Bowlen was born in Paire du Chien, Wis., where he attended high school. He went on to the University of Oklahoma, earning degrees in both business (1965) and law (1968). After successful careers in oil, gas and real estate, he purchased the Denver Broncos in 1984.

He is Chairman of the Board of Denver Broncos Charities and in that capacity has donated more than \$25 million, which includes past philanthropic collaborations with McCormick Tribune Foundation. Mr. Bowlen served as the Honorary Chairman of the Colorado Special Olympics for 19 years and was the organization's Outstanding Celebrity in 1993. Mr. Bowlen has served as the Honorary Chairman of the Colorado Family Classic to benefit St. Joseph's Hospital for 21 years, and this is his 11th year as Chairman of the Capuchin Friars Brown Robe Benefit fundraising dinner. He also is chairman of the Cherish the Children Gala, chaired the 1989 Centennial Scholarship rally at the University of Northern Colorado in Greeley and was Co-Chairman of the Rose Medical Center Critical Care Campaign from 1986-89.

In addition, Mr. Bowlen was elected to the University of Denver Board of Trustees in 1987. He is currently a member of the DU audit committee. His previous DU committee memberships include the Institutional Advancement Committee and Institutional Advancement/University Relations subcommittee. He also was named to the Colorado Academy Board of Trustees in 1991. A member of the American Ireland Fund Dinner Committee for the past 14 years and a Trustee for the Irish Community Center for seven years, the Broncos' owner also is a member of Colorado Concern. He serves on the Board of Trustees of the Hawaii Maritime Center and was the 1992 honoree at the American Ireland Fund Dinner.

Mr. Bowlen is a member of several other clubs and societies, including the Chief Executive's Organization, the Alberta Bar Association and the Law Society of Alberta. He also was a past member of the Young President's Organization.

Mr. Bowlen maintains an active lifestyle and exercises extensively as part of his daily regimen. He has competed in the Ironman Triathlon - an event in which one must swim 2.4 miles, ride 112 miles on a bicycle, and run 26.2 miles, all consecutively - as well as in other triathlon races and several marathons.

THE BOWLEN ERA

AFC WEST TEAM COMPARISON 1984-2005

WORLD CHAMPIONSHIPS

| | |
|-------------|----|
| Denver | .2 |
| Kansas City | .0 |
| Oakland | .0 |
| San Diego | .0 |

SUPER BOWL APPEARANCES

| | |
|-------------|----|
| Denver | .5 |
| Oakland | .1 |
| San Diego | .1 |
| Kansas City | .0 |

CONFERENCE CHAMPIONSHIP APPEARANCES

| | |
|-------------|----|
| Denver | .7 |
| Oakland | .3 |
| San Diego | .1 |
| Kansas City | .1 |

DIVISION TITLES


| | |
|-------------|----|
| Denver | .8 |
| Oakland | .5 |
| Kansas City | .4 |
| San Diego | .3 |

PLAYOFF APPEARANCES

| | |
|-------------|-----|
| Denver | .13 |
| Kansas City | .9 |
| Oakland | .8 |
| San Diego | .4 |

WINNING SEASONS

| | |
|-------------|-----|
| Denver | .15 |
| Kansas City | .13 |
| Oakland | .9 |
| San Diego | .5 |



Mike Shanahan is one of just six head coaches in the history of the NFL to win back-to-back Super Bowls, with Denver's victory over Green Bay in Super Bowl XXXII followed by its defeat of Atlanta in Super Bowl XXXIII. No head coach in the NFL has won more games than Shanahan's 122 victories over the last 11 seasons, and he has compiled a 70-18 home record in the regular season, including three consecutive undefeated campaigns from 1996-98 as well as an 8-0 mark in 2005.

**MIKE SHANAHAN****EXECUTIVE VICE PRESIDENT OF FOOTBALL
OPERATIONS / HEAD COACH**

Mike Shanahan in 2006 begins his 12th season as head coach of the Denver Broncos, and his first decade of measurement against the game's all-time coaches places him among the pro football elite.

In the 86-year history of professional football, there are just four coaches who have spent at least 10 seasons with one team, and in that period have had more world championship seasons than losing campaigns.

That list includes only Paul Brown with Cleveland (17 seasons, three championships, one losing season, Hall of Fame member), Joe Gibbs with Washington (14 seasons, three championships, two losing seasons, Hall of Fame member), John Madden with Oakland (10 seasons, one championship, no losing seasons, Hall of Fame member), and Mike Shanahan with the Broncos (11 seasons, two championships, one losing season).

A dynamic and disciplined leader who completely revitalized the Denver organization and has made the Broncos a model of how to deal successfully with the current personnel and financial dynamics of pro football, he is the focal point from which the entire organization takes its energy and direction. When the success of a leader is achieved, and repeated, in an atmosphere of great pressure and expectations, that leader is elevated to elite status. Mike Shanahan has done that, is universally regarded at the highest level by the football community, and there is no proof of merit like the record itself.

Last year, he returned the Broncos to the AFC Championship Game after guiding Denver to a 13-3 record and another AFC West title, defeating the defending world champion New England Patriots and ending their NFL-record 10-game postseason winning streak in the process.

While the championship game loss to Pittsburgh was a grim disappointment, Shanahan has been widely praised for his off-season work in adding key player personnel pieces to the puzzle for 2006 and long-range success.

Every successful team has one key leader, and those organizations that have achieved the greatest success have an ultimate leader—an individual combining exceptional talent and organizational skills with the dynamic drive to lead others to success. One of the most brilliant minds in football, Executive Vice President of Football Operations and Head Coach Mike Shanahan is that lightning rod for the Denver Broncos' championship history, and few coaches in NFL annals have spearheaded as much dramatic achievement.

Under Shanahan's superb guidance, the Broncos have had staggering team accomplishments, the scope of which is dramatically outlined by the following:

- Posted the most wins in pro football history in a two-year period (33 in 1997-98; New England has since won 34 in 2003-04).
- Posted the most wins in pro football history in a three-year period (46 in 1996-98).
- Won the most postseason games in history over a two-year period (seven, 1997-98).
- Won 18 consecutive games over 1997-98 to tie the all-time NFL record at that time for consecutive wins. The Broncos went undefeated for a calendar year during that streak, from December 15, 1997, until December 13, 1998.
- Been undefeated for three consecutive regular seasons (1996-98) at home, just the second team ever to be undefeated and untied at home in three consecutive years.
- Posted a 22-2 record in its last 24 games during the back-to-back title years.
- Posted the NFL's best per-game scoring average (25.2 ppg., 4,440 points).
- The Broncos rank first in the NFL in rushing yards (25,022, 142.2 per game).
- The Broncos rank first in the NFL in total offense (64,235 yards, 365.0 per game).
- The Broncos' home record is 70-18 (.795) in regular-season play, a mark that is the franchise's best.
- Denver is 69-2 (.972) when scoring 30 or more points (including 4-0 in postseason).
- Denver is 41-0 at home when scoring 30 or more points (including 2-0 in postseason).

In 2004, he joined the exclusive club of head coaches to post 100 wins in his first 10 seasons with one club, finishing the campaign and decade tied for fourth on this ultra-impressive list of 12 coaches, six of whom are in the Pro Football Hall of Fame.

His stunning record as the Broncos' mentor places him in the legendary class of Vince Lombardi, Don Shula, Chuck Noll, Jimmy Johnson and Bill Belichick as the only six coaches with back-to-back Super Bowl championships. Lombardi, Shula and Noll already have been inducted into the Pro Football Hall of Fame.

No head coach in the NFL has won more games than Mike Shanahan's 122 victories over the last 11 seasons, and his Broncos come into 2006 determined to return to Super Bowl contention—both of those qualities are directly attributable to leadership by arguably the finest head coach and most fertile football mind in the game today.

Those 122 wins by Mike Shanahan include seven consecutive in the playoffs (he is the only coach to have produced seven playoff wins in two years) during the 1997 and 1998 World Championship seasons, years in which he firmly established himself among the game's sideline greats. His postseason winning percentage is .615 on an 8-5 record.

He also has brought great stability to the Denver franchise, with his 12 years with the club ranking as the third-longest tenure by an active coach with his current team (trailing only Bill Cowher of Pittsburgh, who is in his 15th campaign with the Steelers, and Jeff Fisher of Tennessee, who is in his 13th season as the Titans' head coach).

However, whether measured by record or tenure, he does not rest on his laurels, nor allow his team to, even though in the past 11 seasons his overall record of accomplishment has been unmatched. His accomplishments since taking command of the Broncos are far greater than most coaches have achieved in entire careers, yet Mike Shanahan does not live in the past but puts all his ample talents and energy into success for the present, thus stamping the 2006 Denver Broncos as a team to be reckoned with in the National Football League.

Despite the almost unparalleled level of success attained in the last 11 years, complacency and satisfaction are qualities completely foreign to Mike Shanahan, a brilliant coach and leader who is perpetually driven by the goal of taking his team back to the Super Bowl.

The Broncos stand as the perfect symbol of a team manifesting the personality of its head coach—maintaining discipline, focus, preparation, mental toughness and physical effort—all qualities indelibly stamped onto the franchise by Shanahan, whose superb guidance directed the Broncos to those victories in Super Bowls XXXII and XXXIII.

Shanahan elevated his career and the Broncos to new levels in 1997 and 1998 as the intense and personable Denver Broncos head coach made his mark on Super Bowl history, coming into the 2006 campaign as one of only 12 all-time National Football League head coaches with two Super Bowl victories, and one of four members of that exclusive fraternity actively coaching (along with Joe Gibbs of Washington, Bill Parcells of Dallas, and Bill Belichick of New England). Within that select group of 12 coaches, six have been inducted into the Pro Football Hall of Fame—the previously referenced Lombardi, Shula, and Noll, along with Joe Gibbs, Bill Walsh and Tom Landry.

Following his magnificent 1998 season, the Broncos' coach was named AFC Coach of the Year by the Kansas City 101 Club and by the Touchdown Club of Columbus (his second time to be so honored by each organization).

He is the first coach in history to win two Super Bowl titles in his first four years coaching a team, and he is the only coach to have directed two different teams to a 500-point season (the 1998 Broncos scored 501 points, and Shanahan's 1994 San Francisco offense scored 505). The 500-point mark has only been reached eight times overall in pro football history.

The architect of San Francisco's offense in the 49ers' 1994 World Championship season, Shanahan not only can boast of three world titles in the past 12 years, but he is one of only 11 coaches ever to win Super Bowls with two different clubs.

His winning percentage is the best by any coach in Denver history—not only did he reach the aforementioned 100-win plateau in 2004, but in 1998 he reached his 40th win faster than any coach in franchise history, and in 2000 he reached his 50th win faster than any coach in franchise history. Team President Pat Bowlen heaped additional praise on his brilliant coach by naming him Vice President of Football Operations during the 1998 campaign.

While his seal of leadership already had been permanently ingrained into the entire Broncos organization, Shanahan took his first steps in the direction of legend when he joined Tom Flores in 1997 as the only two coaches in pro football history to post four wins in one postseason.

In his third and fourth seasons at the helm of the Denver Broncos, Mike Shanahan not only led the Broncos to their first Super Bowl victories, but in 1998 he became the only coach in history to fashion seven postseason wins in a two-year period.

Mike Shanahan has that exceptional postseason record of 8-5, which added to a regular-season mark of 114-62 give him a combined record of 122-67 (an outstanding .646 percentage) in 11 years as head coach of the Broncos. Not only is that record the best among all coaches in Denver history, but his home record is a staggering 70-18 (.795) in regular-season play, as referenced above. His winning percentage in six years at Mile High Stadium (1995-2000) was .813, the third best by one coach, in one stadium, in NFL history.

Since Shanahan took over the Broncos' coaching reins in 1995, Denver has scored 30 or more points 41 times (twice in postseason) at home and 20 or more points 80 times (five times in playoff action) at home in 88 regular season and six playoff games. Including road games, the Broncos have scored 30 or more points 71 times (including four times in the playoffs) and 20 or more points 143 times (including nine times in the playoffs) in the 176 regular-season games and 13 postseason games under him. As noted above, Denver's record in the 71 games in which it has scored 30 or more points under Shanahan is an amazing 69-2 (which includes 4-0 in playoff competition), including a 41-0 mark (which includes a 2-0 playoff record) at Mile High Stadium and INVESCO Field at Mile High.

A dynamic and disciplined leader who has completely revitalized the Denver organization over the past decade, Shanahan is the focal point from which the entire organization takes its direction and energy.

Renowned for his organizational ability and recognized as one of the brightest offensive strategists in football, Shanahan has restructured both the team and the entire football operations department of the Broncos to deal successfully with the new personnel and financial dynamics of pro football.

Over the last 14 years (11 in Denver and the previous three in San Francisco), Mike Shanahan's offenses have finished number one in the NFL four times, second twice, third three times and fourth once; in two of those campaigns Denver was just 17 and 83 yards short of the number one spot.

Since 1995, his first year in Denver as head coach of the Broncos, Denver has stressed the running game as one of the keys to football's most prolific offense. In those 11 seasons, the Broncos have led the league in rushing yards (25,022, with the Broncos as the first team to go above the 20,000-yard plateau in that period) and posted the NFL's most points with 4,440 while leading the league in total offense with 64,235 yards. In regular-season games under Shanahan, the Broncos have averaged 142.2 rushing yards (best in the NFL), 25.2 points per game (best in the NFL) and 365.0 total yards (best in the NFL). As those statistics would indicate, this also has been by far the most prolific 11-year offensive period in franchise history.

In 1998, the defending world champions stormed to their second consecutive title with an offense that scored 501 points and finished third in the NFL in total yards while the defense had another spectacular postseason, allowing just 25 points and two touchdowns while sparking a remarkable 13-1 turnover ratio in the playoffs.

The 1998 Broncos set team records with 14 regular season and 17 overall wins, starting off with a stunning 13-0 record and marking Denver as a team that went an entire calendar year without a loss.

Ten Broncos were named to the Pro Bowl following that magnificent season, but throughout it all Shanahan's inspired direction was nationally recognized as the driving force behind the back-to-back World Champion Broncos.

In 1997, he directed a Denver offense that scored a total of 583 points (29.2 per game) during the entire 1997 season, the fifth-highest total in NFL history at the time (currently ninth all-time) and the second-highest total in AFC history at the time (currently third all-time) for a combined regular and postseason. Of course, in 1998 Shanahan's Broncos topped that mark by producing 596 regular and postseason points. The all-time high of 636 points came from the 1994 World Champion San Francisco 49ers, for whom Shanahan was the offensive coordinator.

He led his team to a 12-4 regular season record in 1997, marking the first time in franchise history that the team won 12 or more games in back-to-back seasons.

His high-powered offense reached 30 points a franchise record nine times during the 1997 regular season and twice in the postseason. Denver also broke the franchise record for most points in a season (previously 391 in 1996) in just its 13th game of 1997 and broke the record for most touchdowns in a season (previously 47 in 1996) in just their 14th game.

The Broncos stormed through 1997 postseason play to their eventual World Championship with a home win over Jacksonville and subsequent road victories at Kansas City and Pittsburgh, defeating those Super Bowl contenders in their home parks on back-to-back weeks, answering any lingering questions about the status of Denver as the best team in the American Football Conference.

It has been widely documented that the Broncos posted one of the greatest upsets in Super Bowl history, played in perhaps the best Super Bowl game ever, and ended the National Football Conference's 13-year domination in the NFL's Championship Game.

The Broncos earned their win—in fact, their four wins—in convincing style.

Under Mike Shanahan's steady control and forceful leadership, the Broncos had no question that they were the best team in football, and their postseason performance reflected that belief every step of the way.

In 1997 postseason play, Denver scored nine touchdowns in nine goal-to-go situations, including four-of-four in Super Bowl XXXII. Conversely, opponents started six drives in Denver territory in the postseason, netting just six points (two field goals).

Denver scored 13 touchdowns in 16 red zone opportunities in the postseason and of the Broncos' 46 postseason possessions, Denver scored 16 times (14 touchdowns and two field goals), accomplishing that feat against teams with a combined record of 51-16 at the time of each game.

The Broncos had posted the biggest win by a sports team in Colorado history and one of the most significant in NFL history, all with Shanahan pointing the way. The Broncos had entered the playoffs as a wild card, but their head coach never let the team's compass waver even slightly from the only goal he had ever set.

Under Shanahan's tutelage, the Broncos led the entire NFL in total offense in 1996 after having rewritten the Denver record books in 1995.

Shanahan in 1996 led his club to a 13-3 record that was the best in the NFL as well as the finest record in Denver history, earning both NFL Coach of the Year (Touchdown Club of Columbus) and AFC Coach of the Year (Kansas City 101 Club) honors for 1996.

His team's performance in 1996 gave notice that this is a regime driven by a single goal, that of taking the Broncos to the pinnacle of pro football success. The Broncos were undefeated in October and November as they ultimately built their record to 12-1 in clinching their division title and playoff berth on December 1, thus becoming one of the earliest teams to clinch in NFL history. In clinching home-field advantage on Dec. 1 as well, the Broncos joined the 1985 Chicago Bears as the only two teams in the past 27 years to accomplish that by Week 13.

While the disappointment of Denver's 1996 playoff loss to Jacksonville gripped Shanahan as much as it did the entire region, it also served to further his resolve to return the Broncos to that level once again.

In his first season as the Denver Broncos' head coach, Shanahan improved the team to a .500 record (8-8) and contention in the very competitive AFC West while immediately stamping the Denver offense with his signature as the most productive unit in the AFC, finishing third in the entire NFL. Under Shanahan in 1995, the Broncos had the best offense in franchise history, breaking team records in points scored (388), total yardage (6,040), total passing yardage (4,260), first downs passing (205) and highest average gain per play (5.7), while tying the team records for touchdown passes (27) and average gain per rush (4.5). At the same time, the Broncos' defense improved 13 positions, from last in the NFL the previous year to 15th under Shanahan's leadership.

Denver Broncos President and Chief Executive Officer Pat Bowlen named Mike Shanahan as Head Coach of his NFL franchise on January 31, 1995, ushering in a new era for a team that has made five Super Bowl appearances under Bowlen's ownership. The Broncos' head coach has complete control of all aspects of football operations.

Shanahan, 53, came to Denver from the World Champion San Francisco 49ers, where he served as offensive coordinator for three seasons (1992-94). The 49ers' offense reached astonishing levels under Shanahan's leadership. San Francisco's three-year offensive averages under Shanahan's direction were the most productive in the history of pro football. His three-year averages included being number one in total points (an average of 470 per year), total touchdowns (61), rushing TDs (24), passing TDs (32), third-down efficiency (49%), total offense (an average of 6,225 yards annually) and average yards per play (6.2 yards per attempt).

His three-year period as offensive coordinator included the 49ers setting numerous team records during Shanahan's tenure, including the first time ever that San Francisco led the NFL in total offense in consecutive seasons (1993 and 1994), along with remarkable records for most touchdowns (66), passing yards (4,302), total offense (6,435), first downs (372), completion percentage (70.3%), and average yards per play (6.30).

San Francisco quarterback Steve Young re-wrote many NFL passing records and was named the NFL most valuable player twice in his three years under Shanahan's guidance, in addition to throwing for six touchdowns and earning Super Bowl XXIX most valuable player honors.

During his NFL career, Shanahan has been a part of teams that have played in 10 AFC or NFC Championship Games, in addition to his six Super Bowl appearances, five with Denver and the Super Bowl XXIX game with San Francisco. In his nine seasons coaching at the collegiate level, Shanahan's teams participated in eight bowl games, winning two national championships.

A driving force behind the Broncos' offense for all three of their Super Bowl appearances in the 1980s (following the 1986, 1987, and 1989 seasons), he first came to Denver in 1984 as coach of the club's wide receivers. He served as offensive coordinator from 1985-87, and then returned to Denver as quarterbacks coach on Oct. 16, 1989, after serving as head coach of the Los Angeles Raiders in 1988 and through the first four games of the 1989 campaign. Shanahan inherited a team that was 5-10 in 1987 and improved it to 7-9 his first season. After starting 1-3 the following year, he was fired.

His second stint in Denver included not only the 1989 Super Bowl appearance by the Broncos, but the team's fourth AFC Championship Game appearance of the Bowlen era (1991 at Buffalo), with Shanahan again serving as offensive coordinator.

A native of Oak Park, Ill. (8/24/52), Michael Edward Shanahan attended East Leyden High School in Franklin Park, where he earned numerous honors. In a student body population of 2,500, Shanahan was voted athlete of the year as well as most valuable player in both football and track. He set a still-standing single-game school record with 258 yards rushing on 17 carries (a 15.2 average).

He received a scholarship to Eastern Illinois University, where he played quarterback and lost a kidney in the spring game of his junior year, which began his coaching career a year earlier than was intended. Mike also received his bachelor's and master's degrees at EIU.

He began his coaching career at Oklahoma in 1975-76, and the school won the national championship in his first year on their staff (1975).

Shanahan was Northern Arizona's backfield coach in 1977 at the age of 24, and the Lumberjacks averaged a school-record 391.1 yards that season. A year later, Shanahan returned to Eastern Illinois as offensive coordinator and helped guide his alma mater to the Division II title. The year before Shanahan's arrival, the team was 1-10. In 1979, he served as offensive coordinator at Minnesota, where he implemented the run-and-shoot offense, with the result being that the Gophers set 40 school offensive records.

Mike moved on to Florida the following year, inheriting the second poorest offense in Division I football, as well as a team record of 0-10-1. In Mike's four years, the team broke many offensive school records and went to four consecutive bowl games. During his stint as a college coach, his teams had a combined record of 77-29-3.

Recognized as one of the most dynamic offensive minds in the game, Shanahan thus was an assistant coach in college at age 21, an offensive coordinator at the Division I level by 25 and at the NFL level at 32 in his first Denver stint.

Mike and his wife Peggy have two children, son Kyle and daughter Krystal. Kyle is a graduate of the University of Texas and is the Houston Texans' wide receivers coach. Krystal also is a graduate of the University of Texas.

COACHES WITH 100 WINS FOR ONE TEAM THROUGH THE FIRST 10 SEASONS WITH THAT TEAM (INCLUDING PLAYOFFS)

| | YEARS | WINS BY SEASON | | | SUPER BOWL WINS |
|-------------------------------|------------------|----------------|----------|------------|-----------------|
| | | REG | POST | TOTAL | |
| Joe Gibbs, Washington | 1981-1990 | 101 | 12 | 113 | 2 |
| John Madden, Oakland | 1969-1978 | 103 | 9 | 112 | 1 |
| Don Shula, Miami | 1970-1979 | 104 | 8 | 112 | 2 |
| Mike Shanahan, Denver | 1995-2004 | 101 | 7 | 108 | 2 |
| George Seifert, San Francisco | 1989-1996 | 98 | 10 | 108 | 2 |
| Mike Ditka, Chicago | 1982-1991 | 101 | 6 | 107 | 1 |
| Marv Levy, Buffalo | 1986-1995 | 96 | 11 | 107 | 0 |
| Bud Grant, Minnesota | 1967-1976 | 98 | 8 | 106 | 0 |
| Bill Cowher, Pittsburgh | 1992-2001 | 99 | 6 | 105 | 0 |
| Marty Schottenheimer, K.C. | 1989-1998 | 101 | 3 | 104 | 0 |
| Bill Walsh, San Francisco | 1979-1988 | 92 | 10 | 102 | 3 |
| Dennis Green, Minnesota | 1992-2001 | 97 | 4 | 101 | 0 |

MIKE SHANAHAN YEAR-BY-YEAR

| Yrs. | Position | Team | Reg. Season | Postseason (record) |
|------|------------------------------|-------------------------|-------------|-----------------------------|
| | | | Record | |
| 1975 | Assistant Coach | University of Oklahoma | 10-1 | National Championship (1-0) |
| 1976 | Assistant Coach | University of Oklahoma | 9-2 | Fiesta Bowl (1-0) |
| 1977 | Backfield Coach | Northern Arizona | 9-2 | Playoffs (0-1) |
| 1978 | Offensive Coordinator | Eastern Illinois | 9-2 | National Championship (3-0) |
| 1979 | Offensive Coordinator | University of Minnesota | 4-6-1 | |
| 1980 | Offensive Coordinator | University of Florida | 8-3 | Tangerine Bowl (0-1) |
| 1981 | Offensive Coordinator | University of Florida | 7-4 | Peach Bowl (0-1) |
| 1982 | Offensive Coordinator | University of Florida | 8-3 | Bluebonnet Bowl (0-1) |
| 1983 | Asst. Head Coach/Off. Coord. | University of Florida | 8-2-1 | Gator Bowl (1-0) |
| 1984 | Receivers Coach | Denver Broncos | 13-3 | Playoffs (0-1) |
| 1985 | Offensive Coordinator | Denver Broncos | 11-5 | |
| 1986 | Offensive Coordinator | Denver Broncos | 11-5 | Super Bowl XXI (2-1) |
| 1987 | Offensive Coordinator | Denver Broncos | 10-4-1 | Super Bowl XXII (2-1) |
| 1988 | Head Coach | Los Angeles Raiders | 7-9 | |
| 1989 | Head Coach | Los Angeles Raiders | 1-3 | |
| 1989 | Quarterbacks Coach | Denver Broncos | 6-4 | Super Bowl XXIV (2-1) |
| 1990 | Quarterbacks Coach | Denver Broncos | 5-11 | |
| 1991 | Offensive Coordinator | Denver Broncos | 12-4 | AFC Champ. Game (1-1) |
| 1992 | Offensive Coordinator | San Francisco 49ers | 14-2 | NFC Champ. Game (1-1) |
| 1993 | Offensive Coordinator | San Francisco 49ers | 10-6 | NFC Champ. Game (1-1) |
| 1994 | Offensive Coordinator | San Francisco 49ers | 13-3 | World Championship (3-0) |
| 1995 | Head Coach | Denver Broncos | 8-8 | |
| 1996 | Head Coach | Denver Broncos | 13-3 | Playoffs (0-1) |
| 1997 | Head Coach | Denver Broncos | 12-4 | World Championship (4-0) |
| 1998 | Head Coach | Denver Broncos | 14-2 | World Championship (3-0) |
| 1999 | Head Coach | Denver Broncos | 6-10 | |
| 2000 | Head Coach | Denver Broncos | 11-5 | Playoffs (0-1) |
| 2001 | Head Coach | Denver Broncos | 8-8 | |
| 2002 | Head Coach | Denver Broncos | 9-7 | |
| 2003 | Head Coach | Denver Broncos | 10-6 | Playoffs (0-1) |
| 2004 | Head Coach | Denver Broncos | 10-6 | Playoffs (0-1) |
| 2005 | Head Coach | Denver Broncos | 13-3 | Playoffs (1-1) |

Breakdown of Mike Shanahan's record coaching football:

| | W | L | T | (Pct.) |
|--|-----|-----|---|--------|
| Shanahan's regular season record as an NFL Head Coach..... | 122 | 74 | | (.622) |
| Shanahan's postseason record as an NFL Head Coach..... | 8 | 5 | | (.615) |
| Shanahan's regular season record as an NFL assistant coach..... | 105 | 47 | 1 | (.690) |
| Shanahan's postseason record as an NFL assistant coach..... | 12 | 7 | | (.632) |
| Shanahan's overall regular season NFL coaching record..... | 227 | 121 | 1 | (.652) |
| Shanahan's overall postseason NFL record..... | 20 | 12 | | (.625) |
| Shanahan's overall record coaching in the NFL (reg. and postseason)..... | 247 | 133 | 1 | (.650) |
| Shanahan's regular season record as a collegiate assistant coach..... | 72 | 25 | 2 | (.737) |
| Shanahan's postseason record as a collegiate assistant coach..... | 6 | 4 | | (.600) |
| Shanahan's overall record as a collegiate assistant coach..... | 78 | 29 | 2 | (.725) |
| Shanahan's overall record coaching football..... | 325 | 162 | 3 | (.667) |

NOTING SHANAHAN'S ACCOMPLISHMENTS

Shanahan Brings Home-Field Dominance Back to Denver — Since taking over the coaching reins of the Broncos in 1995, Mike Shanahan has a 70-18 (.795) regular-season record at home, the best home winning percentage of any head coach in the Broncos' 46-year history. The Broncos' home record with Shanahan as either an assistant or head coach is 111-30 (.787) in the regular season and 10-3 (.769) in the postseason:

BEST HOME WINNING PERCENTAGE, BRONCOS' HEAD COACHES

| Head Coach (Years) | Regular Season | Pct. |
|---------------------------------|----------------|------|
| 1. Mike Shanahan (1995-present) | 70-18 | .795 |
| 2. Dan Reeves (1981-92) | 72-21 | .774 |
| 3. Red Miller (1977-80) | 22-9 | .710 |
| 4. John Ralston (1972-76) | 20-13-2 | .600 |
| 5. Wade Phillips (1993-94) | 9-7 | .563 |

NOTING SHANAHAN'S ACCOMPLISHMENTS, CONT.

Shanahan's Record the Best in NFL Since 1995 — Denver Broncos Head Coach Mike Shanahan's 11-year regular-season record of 114-62 is the best among active coaches who have coached the last 11 seasons:

TOP RECORDS AMONG ACTIVE NFL COACHES, 1995-2005

(regular season only)

| HEAD COACH, TEAM | RECORD | PCT. |
|-------------------------------------|----------|------|
| 1. Mike Shanahan, Denver | 114-62 | .648 |
| 2. Mike Holmgren, Green Bay/Seattle | 111-65 | .631 |
| 3. Bill Cowher, Pittsburgh | 109-66-1 | .622 |

MOST POINTS SCORED IN AN ENTIRE SEASON, NFL HISTORY

| TEAM | YEAR | REG. SEASON POINTS | POSTSEASON POINTS | TOTAL POINTS |
|-------------------|------|-----------------------|----------------------|-----------------|
| 1. San Francisco* | 1994 | 505 | 131 | 636 |
| 2. Washington | 1983 | 541 | 84 | 625 |
| 3. Minnesota | 1998 | 556 | 68 | 624 |
| 4. St. Louis* | 1999 | 526 | 83 | 609 |
| 5. Miami | 1984 | 513 | 92 | 605 |
| 6. Denver* | 1998 | 501 | 95 | 596 |

*won Super Bowl

Broncos' Offense Clicks Under Shanahan, Part II — Since 1995, Mike Shanahan's first year as head coach of the Broncos, Denver has totaled more rushing yards, total yards and points among all NFL teams.

MOST RUSHING YARDS, 1995-2005

| TEAM | YARDS |
|------------------|--------|
| 1. Denver | 25,022 |
| 2. Pittsburgh | 23,972 |
| 3. Kansas City | 22,483 |
| 4. San Francisco | 21,640 |
| 5. Dallas | 21,064 |

MOST TOTAL YARDS, 1995-2005

| TEAM | YARDS |
|----------------|--------|
| 1. Denver | 64,235 |
| 2. Minnesota | 63,137 |
| 3. Green Bay | 61,571 |
| 4. St. Louis | 61,482 |
| 5. Kansas City | 61,418 |

MOST POINTS, 1995-2005

| TEAM | PTS. |
|-----------------|-------|
| 1. Denver | 4,440 |
| 2. Green Bay | 4,352 |
| 3. Indianapolis | 4,293 |
| 4. Kansas City | 4,259 |
| 5. Minnesota | 4,223 |

Shanahan in the Postseason — Mike Shanahan has made 15 ventures into the postseason, including seven as a head coach, having gone to the postseason as an assistant in 1984, 1986-87, 1989, 1991 (all with Denver) and 1992-94 (San Francisco), and as a head coach in 1996-98, 2000 and 2003-05 (Denver). He has coached in six Super Bowls and has earned three Super Bowl rings (1994 with San Francisco; 1997 and '98 as head coach with Denver). Shanahan has coached in 10 conference championship games, having won six of them (two as a head coach) and five of those six with Denver. His postseason winning percentage as a head coach is .615 on an 8-5 record. He was 12-7 in the postseason as an assistant, including a 7-5 mark with the Broncos. Shanahan's post-season mark of 8-5 (.615) ranks No. 1 in terms of winning percentage among all Broncos head coaches.

Shanahan Ranks Among the Best in the Super Bowl — With Denver's victory over Atlanta in Super Bowl XXXIII, Mike Shanahan claimed his second Super Bowl title in his first four years as Broncos head coach, tied for the fastest in NFL history to post two Super Bowl victories.

QUICKEST TO WIN TWO SUPER BOWLS WITH ONE TEAM

| HEAD COACH | TEAM | YEARS IN WHICH 1ST AND 2ND WINS CAME | GAMES WON |
|------------------|--------------|--------------------------------------|----------------|
| 1. Mike Shanahan | Denver | 3rd and 4th | XXXII, XXXIII |
| Bill Belichick | New England | 2nd and 4th | XXXVI, XXXVIII |
| Don Shula | Miami | 3rd and 4th | VII, VIII |
| 4. Jimmy Johnson | Dallas | 4th and 5th | XXVII, XXVIII |
| Tom Flores | Oakland/L.A. | 2nd and 5th | XV, XVIII |

SHANAHAN VS. THE NFL

| | REGULAR SEASON | | | | | | POSTSEASON | | | | | | | |
|-----------------|----------------|----|------|----|------|----|------------|---|------|---|------|---|---------|---|
| | OVERALL | | HOME | | AWAY | | OVERALL | | HOME | | AWAY | | NEUTRAL | |
| AFC West | W | L | W | L | W | L | W | L | W | L | W | L | W | L |
| Denver | 2 | 1 | 1 | 0 | 1 | 1 | 0 | 0 | 0 | 0 | 0 | 0 | 0 | 0 |
| Kansas City | 12 | 13 | 9 | 3 | 3 | 10 | 1 | 0 | 0 | 0 | 1 | 0 | 0 | 0 |
| Oakland | 17 | 5 | 9 | 2 | 8 | 3 | 0 | 0 | 0 | 0 | 0 | 0 | 0 | 0 |
| San Diego | 19 | 6 | 12 | 1 | 7 | 5 | 0 | 0 | 0 | 0 | 0 | 0 | 0 | 0 |
| TOTALS | 50 | 25 | 31 | 6 | 19 | 19 | 1 | 0 | 0 | 0 | 1 | 0 | 0 | 0 |
| AFC East | W | L | W | L | W | L | W | L | W | L | W | L | W | L |
| Buffalo | 4 | 1 | 2 | 0 | 2 | 1 | 0 | 0 | 0 | 0 | 0 | 0 | 0 | 0 |
| Miami | 1 | 6 | 1 | 2 | 0 | 4 | 1 | 0 | 1 | 0 | 0 | 0 | 0 | 0 |
| New England | 7 | 3 | 4 | 2 | 3 | 1 | 1 | 0 | 1 | 0 | 0 | 0 | 0 | 0 |
| New York Jets | 3 | 2 | 2 | 1 | 1 | 1 | 1 | 0 | 1 | 0 | 0 | 0 | 0 | 0 |
| TOTALS | 15 | 12 | 9 | 5 | 6 | 7 | 3 | 0 | 3 | 0 | 0 | 0 | 0 | 0 |
| AFC North | W | L | W | L | W | L | W | L | W | L | W | L | W | L |
| Baltimore | 2 | 3 | 2 | 1 | 0 | 2 | 0 | 1 | 0 | 0 | 0 | 1 | 0 | 0 |
| Cincinnati | 4 | 3 | 1 | 1 | 3 | 2 | 0 | 0 | 0 | 0 | 0 | 0 | 0 | 0 |
| Cleveland | 2 | 0 | 2 | 0 | 0 | 0 | 0 | 0 | 0 | 0 | 0 | 0 | 0 | 0 |
| Pittsburgh | 1 | 1 | 1 | 0 | 0 | 1 | 1 | 1 | 0 | 1 | 1 | 0 | 0 | 0 |
| TOTALS | 9 | 7 | 6 | 2 | 3 | 5 | 1 | 2 | 0 | 1 | 1 | 1 | 0 | 0 |
| AFC South | W | L | W | L | W | L | W | L | W | L | W | L | W | L |
| Houston | 1 | 0 | 1 | 0 | 0 | 0 | 0 | 0 | 0 | 0 | 0 | 0 | 0 | 0 |
| Indianapolis | 2 | 2 | 1 | 1 | 1 | 1 | 0 | 2 | 0 | 0 | 0 | 2 | 0 | 0 |
| Jacksonville | 3 | 2 | 2 | 0 | 1 | 2 | 1 | 1 | 1 | 1 | 0 | 0 | 0 | 0 |
| Tennessee | 1 | 2 | 0 | 0 | 1 | 2 | 0 | 0 | 0 | 0 | 0 | 0 | 0 | 0 |
| TOTALS | 7 | 6 | 4 | 1 | 3 | 5 | 1 | 3 | 1 | 1 | 0 | 2 | 0 | 0 |
| AFC TOTALS | 81 | 50 | 50 | 14 | 31 | 36 | 6 | 5 | 4 | 2 | 2 | 3 | 0 | 0 |
| NFC West | W | L | W | L | W | L | W | L | W | L | W | L | W | L |
| Arizona | 3 | 0 | 2 | 0 | 1 | 0 | 0 | 0 | 0 | 0 | 0 | 0 | 0 | 0 |
| St. Louis | 2 | 2 | 2 | 1 | 0 | 1 | 0 | 0 | 0 | 0 | 0 | 0 | 0 | 0 |
| San Francisco | 3 | 1 | 1 | 0 | 2 | 1 | 0 | 0 | 0 | 0 | 0 | 0 | 0 | 0 |
| Seattle | 11 | 7 | 6 | 3 | 5 | 4 | 0 | 0 | 0 | 0 | 0 | 0 | 0 | 0 |
| TOTALS | 19 | 10 | 11 | 4 | 8 | 6 | 0 | 0 | 0 | 0 | 0 | 0 | 0 | 0 |
| NFC East | W | L | W | L | W | L | W | L | W | L | W | L | W | L |
| Dallas | 3 | 1 | 1 | 0 | 2 | 1 | 0 | 0 | 0 | 0 | 0 | 0 | 0 | 0 |
| New York Giants | 1 | 2 | 1 | 0 | 0 | 2 | 0 | 0 | 0 | 0 | 0 | 0 | 0 | 0 |
| Philadelphia | 2 | 1 | 2 | 0 | 0 | 1 | 0 | 0 | 0 | 0 | 0 | 0 | 0 | 0 |
| Washington | 3 | 1 | 2 | 1 | 1 | 0 | 0 | 0 | 0 | 0 | 0 | 0 | 0 | 0 |
| TOTALS | 9 | 5 | 6 | 1 | 3 | 4 | 0 | 0 | 0 | 0 | 0 | 0 | 0 | 0 |
| NFC North | W | L | W | L | W | L | W | L | W | L | W | L | W | L |
| Chicago | 1 | 1 | 1 | 1 | 0 | 0 | 0 | 0 | 0 | 0 | 0 | 0 | 0 | 0 |
| Detroit | 2 | 0 | 1 | 0 | 1 | 0 | 0 | 0 | 0 | 0 | 0 | 0 | 0 | 0 |
| Green Bay | 1 | 2 | 1 | 0 | 0 | 2 | 1 | 0 | 0 | 0 | 0 | 0 | 1 | 0 |
| Minnesota | 1 | 2 | 0 | 1 | 1 | 1 | 0 | 0 | 0 | 0 | 0 | 0 | 0 | 0 |
| TOTALS | 5 | 5 | 3 | 2 | 2 | 3 | 1 | 0 | 0 | 0 | 0 | 0 | 1 | 0 |
| NFC South | W | L | W | L | W | L | W | L | W | L | W | L | W | L |
| Atlanta | 2 | 2 | 1 | 2 | 1 | 0 | 1 | 0 | 0 | 0 | 0 | 0 | 1 | 0 |
| Carolina | 2 | 0 | 2 | 0 | 0 | 0 | 0 | 0 | 0 | 0 | 0 | 0 | 0 | 0 |
| New Orleans | 2 | 1 | 0 | 0 | 2 | 1 | 0 | 0 | 0 | 0 | 0 | 0 | 0 | 0 |
| Tampa Bay | 2 | 1 | 1 | 0 | 1 | 1 | 0 | 0 | 0 | 0 | 0 | 0 | 0 | 0 |
| TOTALS | 8 | 4 | 4 | 2 | 4 | 2 | 1 | 0 | 0 | 0 | 0 | 0 | 1 | 0 |
| NFC TOTALS | 41 | 24 | 24 | 9 | 17 | 15 | 2 | 0 | 0 | 0 | 0 | 0 | 2 | 0 |
| NFL TOTALS | 122 | 74 | 74 | 23 | 48 | 51 | 8 | 5 | 4 | 2 | 2 | 3 | 2 | 0 |



TED SUNDQUIST

GENERAL MANAGER

Ted Sundquist begins his 15th year with the Denver Broncos in 2006 and fifth as the team's general manager, having been named to that position in 2002 after 10 years in player personnel for the National Football League team.

Since being named the Broncos' general manager on Jan. 28, 2002, Sundquist has helped Denver post the NFL's fifth-best regular-season record (42-22 / .656) during the last four years. Denver is one of only four teams in the NFL to have reached the playoffs in each of the last three years, including the 2005 season in which the AFC West champion Broncos hosted the AFC Championship Game.

One of the youngest major personnel executives in the NFL, Sundquist holds the responsibility of negotiating player contracts and managing the football operations department's \$110 million budget. He also oversees the Broncos' entire player personnel department, including all pro and college operations.

In addition to supervising pro and college scouting, Sundquist is responsible for salary cap and contract analysis, video and football technologies, equipment, operations, training and medical personnel, training camp and turf management. He is charged with establishing and implementing policies and practices within these departments of football operations.

Sundquist is involved in all areas of financial planning and with respect to personnel decisions related to the signing of free agents, the selection of players in the college draft, trades, waivers and other football-related activities, including the long-term management of Denver's salary cap.

For the past 10 years, during which time the Broncos have been one of NFL's most successful organizations, Sundquist has evaluated every draftable player and endorsed such standouts as Terrell Davis, Ashley Lelie, Mike Anderson, Trevor Pryce, Ian Gold, Al Wilson, D.J. Williams, Dominique Foxworth and Darrent Williams. He also has had success with several undrafted free agents such as Matt Lepsis and Lenny Walls, who both developed into starters for the club.

As general manager, Sundquist has been instrumental in the acquisition of many free agents who have made key contributions on the field, including Jake Plummer, Nick Ferguson and Mario Fatafeh in 2003 and John Lynch and Marco Coleman in 2004. He orchestrated the trade that brought six-time Pro Bowl cornerback Champ Bailey to Denver in March 2004, a move that paid immediate dividends as Bailey earned the first two Associated Press All-Pro selections of his career in two seasons with Denver.

The first day of the 2006 NFL Draft saw the Broncos' personnel department upgrade the club for both the present and future. Denver acquired Pro Bowl wide receiver Javon Walker from Green Bay in exchange for a second-round pick shortly after trading up four spots in the first round with St. Louis to select former Vanderbilt University quarterback Jay Cutler with the draft's 11th overall choice.

During the 2005 offseason, Sundquist led Denver's acquisition of two players who were recent top-3 NFL Draft choices in Cleveland defensive linemen Courtney Brown (free agent) and Gerard Warren (trade). The Broncos' 2005 NFL Draft class also made major contributions to the club's 13-3 finish last season with cornerbacks Williams (2nd round) and Foxworth (3rd round) starting nine and seven games, respectively.

Sundquist spent six very successful seasons (1996-2001) as the Broncos' director of college scouting before being named general manager. He apprenticed under the Broncos' late college scouting director Jerry Frei in 1995 and was a pro and college scout for the club from 1993-94.

At age 44, Sundquist has already established himself as one of the league's top player personnel evaluators. A testament to this first came in 1997 when Sundquist was selected to sit on the five-member Executive Committee of National Football Scouting, Inc., for which he now serves on the Board of Directors. He also is a member of the selection committee for the annual National Invitational Camp, which is commonly referred to as the NFL's Scouting Combine, and sits on the NFL's College Advisory Committee.

Sundquist, who earned a master's degree in public administration from the University of Colorado in 1992, joined the Broncos after working at the U.S. Air Force Academy. A graduate of the school, Sundquist was a member of the Air Force Academy's football coaching staff in 1989 and was the head coach of the USAFA Preparatory School from 1990-92.

Demonstrating a background more diverse than many in his profession, Sundquist was stationed in Berlin from 1986-88 as a flight commander for the 6912 Electronic Security Group. In that capacity, he supervised and directed 45 Air Force personnel as well as \$35 million worth of equipment. He also reported highly perishable defense information to Theater Tactical Commanders and briefed general officers and state department officials regarding flight operations.

Sundquist also was a member of the U.S. National Bobsled Team from 1984-88 and competed in the 1988 Olympic Trials. After playing football at the Air Force Academy, where he participated on two bowl teams and was selected team captain as a senior, he began his career in football on the school's coaching staff in 1984.

A Texas native, Sundquist played at Spring Woods High School in Houston with major-league pitching great Roger Clemens.

Sundquist was born May 1, 1962, in Houston. He and his wife, Amy, live in Parker, Colo.

COORDINATORS/ASSISTANT COACHES



MIKE HEIMERDINGER

ASSISTANT HEAD COACH

Mike Heimerdinger begins his first season as assistant head coach for the Denver Broncos in 2006 and enters his 12th year as an NFL coach. Heimerdinger, who has 31 years of coaching experience, officially joined the Broncos' staff on Jan. 30, 2006.

Heimerdinger joins the Broncos after spending the last six years as an offensive coordinator in the NFL with the New York Jets (2005) and Tennessee Titans (2000-04). The 53-year-old will begin his second stint on the Broncos' coaching staff after helping Denver to victories in Super Bowl XXXII and XXXIII as its wide receivers coach from 1995-99.

In 2005, Heimerdinger directed a Jets offense that was forced to use five different quarterbacks because of injuries and one that lost two starting linemen—including six-time Pro Bowl center Kevin Mawae—to injured reserve. New York's offense showed improvement toward the end of the year with first-year starting quarterback Brooks Bollinger compiling an 87.7 passer rating and leading the team to a 2-2 record in its final four games.

Heimerdinger also worked with running back Curtis Martin as the Jets' offensive coordinator in 2005, a year in which Martin became only the fourth player in NFL history to reach 14,000 career rushing yards. Martin finished the season with 735 rushing yards in 12 games as one of eight Jets offensive players whose year ended early on injured reserve.

As the Titans' offensive coordinator from 2000-04, Heimerdinger helped Tennessee's offense rank among the NFL's most productive and consistent units. Several Titans players also received prestigious individual accolades under Heimerdinger, most notably quarterback Steve McNair and the Associated Press Most Valuable Player Award he shared in 2003 with Colts signal-caller Peyton Manning.

Heimerdinger directed Tennessee's offense to two top-10 NFL rankings in overall yardage with a 343.8-yard average in 2003 and a 334.5-yard average in 2001, totals that both ranked eighth in the league. His offenses also placed in the top-5 of league rankings in time-of-possession in all five seasons, including No. 1 rankings in 2000 and '02. In addition, Tennessee converted 40.6 percent of its third-down attempts under Heimerdinger from 2000-04 to rank seventh in the NFL during that period.

Individually, six Titans offensive players earned a total of nine Pro Bowl appearances under Heimerdinger. McNair compiled the highest quarterback rating (90.9) in the NFL from 2001-03 (min. 40 starts) while wide receiver Derrick Mason totaled the sixth-highest receiving yards total (4,611 yds.) in the league from 2001-04.

Despite McNair missing eight games in 2004 with a sternum injury, Heimerdinger's offense still featured a 1,000-yard rusher (Chris Brown) and two 1,000-yard receivers (Drew Bennett and Mason). Mason led all NFL wide receivers with 96 receptions and totaled his fourth consecutive 1,000-yard output as part of an offense that led the league in goal-to-go scoring (83.3 percent TD rate).

With co-MVP McNair leading the NFL with a 100.4 passer rating in 2003, Heimerdinger's offense flourished and became the third unit in the league since 1970 to score 30 or more points in six consecutive games. Tennessee finished the year with the second-most points (435) in franchise history, most since 1961, and ranked fifth in the league in scoring. Heimerdinger's offense also proved adept at protecting the football, committing the fourth-fewest giveaways (21) in the NFL, and helped running back Eddie George record his third 1,000-yard rushing season (1,031 yds.) since 2000.

COACHING EXPERIENCE

12th NFL Season (6th with Broncos)

| | |
|---------------------------------------|--------------|
| Denver Broncos | |
| Assistant Head Coach |2006 |
| New York Jets | |
| Offensive Coordinator |2005 |
| Tennessee Titans | |
| Offensive Coordinator |2000-04 |
| Denver Broncos | |
| Wide Receivers |1995-99 |
| Duke University | |
| Offensive Coordinator/Offensive Backs |1994 |
| Rice University | |
| Offensive Coordinator |1989-93 |
| Cal State-Fullerton | |
| Offensive Coordinator |1988 |
| University of Florida | |
| Wide Receivers |1983-87 |
| North Texas State University | |
| Quarterbacks |1982 |
| Air Force Academy | |
| Wide Receivers |1981 |
| University of Florida | |
| Graduate Assistant |1980 |
| Johnsburg High School (Ill.) | |
| Head Coach |1978-79 |
| Grant High School (Ill.) | |
| Assistant Coach |1975-77 |

In 2002, Heimerdinger helped the Titans advance to the AFC Championship Game with an offense that led the NFL with a 32:47 minute time-of-possession average. The Titans allowed the second-fewest sacks (21) in the league, a total that was the second-lowest in franchise history in a 16-game schedule. Heimerdinger's group also placed fifth in the NFL in third-down success (43.5 percent) and sixth in red-zone production (58.9 percent TD rate).

Heimerdinger helped McNair (21 TD passes, 90.2 rating) in 2001 become one of five quarterbacks in the NFL that year to throw for 20 or more touchdowns and compile a passer rating above 90. A year earlier, he made an immediate impact in his first season as Tennessee's offensive coordinator in 2000 with George running for a career-high 1,509 yards to rank third in the NFL. George's total was the third-highest in franchise history, and the running back was one of five Titans offensive players to earn Pro Bowl accolades in 2000.

Heimerdinger picked up a pair of Super Bowl rings with the Broncos during his time as their wide receivers coach from 1995-99, helping the team to victories in Super Bowl XXXII and XXXIII in consecutive years from 1997-98. His unit was a key reason why the Denver offense ranked in the top-3 in the NFL in overall yards during four of his five seasons, including consecutive No. 1 league rankings from 1996-97.

Heimerdinger was instrumental in developing Rod Smith from an undrafted free agent (1994) into a consistent 1,000-yard receiver who went on to become the NFL's all-time leading undrafted player in every career receiving category. Smith totaled three consecutive 1,000-yard receiving seasons from 1997-99 with Heimerdinger as his position coach while veteran Ed McCaffrey earned the first Pro Bowl nomination of his eight-year career in 1998.

Heimerdinger's tutelage helped Smith and McCaffrey both surpass the 1,000-yard receiving mark in 1998 and '99, becoming the first pair of Denver wide receivers to accomplish that feat in consecutive seasons. Smith had 1,222 yards in 1998 and 1,020 yards in '99 while McCaffrey chipped in 1,053 yards in 1998 and 1,018 yards in '99.

McCaffrey's 1,000-yard receiving outputs under Heimerdinger were the first two of his career with the veteran's first 1,000-yard season in 1998 coming in his eighth year in the NFL. McCaffrey earned the first Pro Bowl nomination of his career that season and was selected as a second-team Associated Press All-Pro.

Heimerdinger came to Denver from Duke University, where he was the offensive coordinator and offensive backs coach in 1994. In his one season with the Blue Devils, he directed an offense that finished 15th in the country in scoring (32.7 points per game), putting up more than 40 points on five occasions. Duke enjoyed one of the finest seasons in school history in 1994, finishing with an 8-3 regular-season record and earning a bid to the Hall of Fame Bowl to mark only its second bowl appearance in 35 years.

Heimerdinger also helped to develop the skills of Duke running back Robert Baldwin, who led the Atlantic Coast Conference in rushing with 1,187 yards while scoring 12 touchdowns.

Heimerdinger was offensive coordinator at Rice University from 1989-93 and ran an attack that produced 1991 Doak Walker Award winner Trevor Cobb along with quarterbacks Donald Hollas and Bert Emmanuel. The Owls produced the school's first back-to-back winning seasons since 1960-61 with Heimerdinger directing their offense.

Before his stay at Rice, Heimerdinger was the offensive coordinator at Cal State-Fullerton in 1988. Among the offensive records recorded by his unit that season was a new standard for points in a game (58).

Heimerdinger coached the University of Florida's wide receivers from 1983-87 and worked with Broncos Head Coach Mike Shanahan on the Gators' staff in 1983 with Shanahan serving as their assistant head coach/offensive coordinator. With Shanahan as offensive coordinator and Heimerdinger as receivers coach in 1983, the Gators ranked among the nation's top passing teams. They also enjoyed bowl success during Heimerdinger's tenure, playing in the 1983 Gator Bowl and 1987 Aloha Bowl while posting identical 9-1-1 records in both 1984 and 1985.

Heimerdinger's other collegiate experience came as the wide receivers coach at Air Force Academy in 1981 and as North Texas State's quarterbacks coach in 1982. He began his coaching career in 1975 as an assistant coach at Grant High School in Fox Lake, Ill., and worked there until serving for two seasons (1978-79) as the head coach at Johnsbury High School in Johnsbury, Ill.

Heimerdinger earned his bachelor's degree in history from Eastern Illinois in 1975 and his master's degree in administration from Northern Illinois. He played wide receiver at Eastern from 1970-71 and also played for the Panthers' baseball team as a centerfielder, participating in the Division II College World Series in 1974.

Heimerdinger was born Oct. 13, 1952, in DeKalb, Ill. His wife's name is Kathie, and he has two children: Alicia (24) and Brian (20).


RICK DENNISON
OFFENSIVE COORDINATOR

Rick Dennison enters his 12th year on the Denver Broncos' coaching staff in 2006 and his first as offensive coordinator, a position he was named to on Jan. 30, 2006. Dennison, 48, spent the last 11 years working as an assistant for the Broncos, coaching the offensive line from 2001-05, special teams

from 1997-00 and serving as an offensive assistant from 1995-96.

He also brings a wealth of experience as a former NFL line-backer who played nine seasons with the Broncos from 1982-90 and appeared in three Super Bowls during that time.

As the Broncos' offensive line coach from 2001-05, Dennison oversaw a unit that annually was regarded as the best in the business. Anchored by five-time Pro Bowl center Tom Nalen, the Broncos' line helped the team rank among the NFL's top-10 in overall yards in each of the last four seasons.

The Broncos rushed for an NFL-best 11,644 yards and produced four individual 1,000-yard rushing seasons from 2001-05 with Dennison as offensive line coach. Denver's offensive line was equally adept at pass blocking under Dennison, surrendering the fifth-lowest sack total (151) in the NFL from 2001-05 and allowing a franchise-low 15 sacks in 2004.

Dennison's line paved the way for the NFL's fifth-ranked offense (360.4 ypg.) in 2005, helping Denver post a 13-3 record and capture the AFC West title en route to advancing to the AFC Championship Game. The Broncos ranked second in the league in rushing offense (158.7 ypg.) and totaled the second-highest single-season rushing total (2,539 yds.) in franchise history.

Denver's offensive line also was pivotal in 2005 to the Broncos nearly becoming only the fourth team in NFL history to feature two players with at least 1,000 rushing yards in the same year. Mike Anderson eclipsed the 1,000-yard mark (1,014 yds.), but Tatum Bell (921 yds.) fell only 79 rushing yards short of giving Denver that unique distinction.

The Broncos' offensive line continued its dominance under Dennison in 2004 by setting a franchise record for fewest sacks in giving up only 15 quarterback takedowns for the third-best mark in the NFL. Dennison's group was instrumental in the Broncos ranking fourth in the NFL in rushing behind Reuben Droughns' 1,240 yards, the converted fullback's first 1,000-yard rushing season and the third 1,000-yard performance by a Bronco in the last four years. Additionally, the offensive line helped quarterback Jake Plummer set a franchise record for most passing yards (4,089) in a season and tie the club's single-season mark for touchdown passes (27).

In 2003, the Broncos finished as the AFC's third-best offense (7th overall), which included the NFL's No. 2 rushing attack. The line cleared the way for running back Clinton Portis, who led the Broncos with 1,591 yards rushing and 14 touchdowns.

In addition, Dennison's 2003 line helped welcome new starting quarterback Jake Plummer by allowing the fourth-fewest sacks (25) in a single season in team history. Plummer compiled a 9-2 record behind the line and won more games in his first season as Broncos quarterback than anyone since Craig Morton directed Denver to 12 wins in 1977.

In 2002, Dennison's line helped Portis, who rushed for 1,508 yards and 15 touchdowns, win the NFL's Offensive Rookie of the Year. Denver's offense in 2002 finished the season ranked second in the AFC in total offense and third in rushing.

As special teams coach from 1997-2000, Dennison's group was instrumental in the Broncos' success that was highlighted by their back-to-back World Championships from 1997-98. His coverage units held opponents to a tie for the deepest average drive start (26.1-yard line) in the AFC in 2000. One of Dennison's most outstanding performers, Detron Smith, was recognized in 1999 for his excellence in an often under-appreciated realm, being voted to the Pro Bowl as the special-teams performer. It marked the third time in Dennison's tenure with the Broncos that he had seen one of his pupils earn a Pro Bowl invitation.

Kicker Jason Elam enjoyed the finest season of his six-year NFL career in 1998, earning his second Pro Bowl selection by setting a franchise record for PATs in a season (58-of-58) and converting 85 percent (23-of-27) of his field goal attempts. Elam also tied Tom Dempsey's 28-year-old NFL record for longest field goal with a 63-yarder vs. Jacksonville on Oct. 25, 1998. His career numbers continued to escalate as well as he became the all-time leading scorer in franchise history during the 1999 season while also establishing franchise dominance in field goals, field-goal attempts and PATs. He finished the 2000 season having converted an NFL-record 313 consecutive PATs dating back to his rookie year.

COACHING EXPERIENCE
12th NFL Season (12th with Broncos)
Denver Broncos

| | |
|-----------------------------|---------|
| Offensive Coordinator | 2006 |
| Offensive Line | 2001-05 |
| Special Teams | 1997-00 |
| Offensive Assistant | 1995-96 |

Suffield Academy (Conn.)

| | |
|-----------------------|---------|
| Assistant Coach | 1992-94 |
|-----------------------|---------|

Punter Tom Rouen consistently performed at or near the top of the league rankings under Dennison's tutelage, posting a gross punting average of more than 46 yards per punt for the second year in a row in 1999 to lead the NFL. His career-best 46.9-yard average in 1998 ranked second while Dennison's kick-return unit ranked sixth in the NFL, staking the Broncos' opponents to an average drive start of their 28-yard line.

Under Dennison's guidance in 1997, the Broncos' special teams played an integral role in leading the franchise to its first World Championship. Darrien Gordon tied for the NFL lead with three touchdowns on punt returns and ranked second in the NFL in punt return average (13.6 yds.) while Elam ranked second in the AFC (4th in NFL) in scoring (124 pts.) and Rouen ranked fourth in the AFC (5th in NFL) in net punting average.

As a unit, Denver's kickoff and kick coverage teams in 1997 ranked among the league leaders as the Broncos recorded an average drive start of 28.6 (2nd AFC/4th NFL) while forcing their opponents to an average drive start of 24.4 (4th AFC/9th NFL). Denver also led the NFL in punt return average (13.5 yds.).

A former standout linebacker for the Broncos, Dennison joined the Broncos' coaching staff in 1995 after spending the previous three years coaching at the high school level for Suffield Academy in Suffield, Conn. He served for two years in Denver as an offensive assistant (1995-96), providing quality control work and assistance of all types to the offensive coaching staff before being promoted to special teams coach Feb. 12, 1997.

In Dennison's two years on the offensive staff, the Broncos' offense posted the most prolific two-year totals in franchise history at that time, including a No. 1 NFL ranking in total offense for 1996 and a bevy of franchise offensive records set in both seasons.

Dennison, 48, played linebacker for the Broncos from 1982-90, appearing in 128 games (52 starts) and three Super Bowls. In 1989, he received the Ed Block Memorial Courage Award. Dennison ranked second on the team in tackles in 1988 with 133 and led the team with three fumble recoveries on the year.

Perhaps the best performance of his career came in a 1987 playoff game against Houston when he registered eight tackles and one quarterback pressure. He also had an excellent season in 1984 when he had 164 stops and a career-high three sacks in his first full season as a starter. Dennison was a free-agent acquisition by the Broncos in 1982.

Dennison joined the Broncos after a fine collegiate career at Colorado State, where he was a second-team Academic All-American as a senior and earned three varsity letters. In 1979, Dennison received his bachelor's degree in civil engineering from CSU followed by a master's degree in the same field from CSU in 1982.

Dennison, born in Kalispell, Mont., on June 22, 1958, attended Rocky Mountain High School in Fort Collins, Colo., where he lettered in football, basketball and baseball. His father, George, is in his 16th year as president of the University of Montana. Rick, his wife, Shannon, and sons, Joseph and Steven, and 1-year-old twin daughters, Abrynn and Allie, reside in Centennial, Colo.



LARRY COYER

DEFENSIVE COORDINATOR

Larry Coyer enters his seventh season on the Denver Broncos' coaching staff in 2006 and his fourth in the role of defensive coordinator. In his 42nd year of coaching on either the collegiate or professional level, Coyer began his Broncos coaching career as the club's linebackers coach from 2000-02 before he was promoted to defensive coordinator.

Coyer's defense consistently has ranked among the NFL's most productive during his three seasons as the Broncos' defensive coordinator and has helped the club advance to the playoffs each year. The Broncos have placed in the league's top-7 in run defense in every year under Coyer and have allowed an average of 93.3 rushing yards per game since 2003 to rank second in the NFL during that period.

Denver also has ranked among the league's best teams in overall defense under Coyer, posting consecutive top-4 NFL rankings in yards-per-game allowed from 2003-04 and placing fourth in the league (289.5 ypg.) in that category since 2003. In addition, the Broncos have surrendered an average of 18.0 points per game since 2003 to rank fifth in the NFL in scoring defense with Coyer at the helm.

Coyer's defense was instrumental in the Broncos going 13-3 in 2005 and advancing to the AFC Championship Game. Denver, which sent cornerback Champ Bailey, safety John Lynch and linebacker Al Wilson to the Pro Bowl, ranked second in the NFL in run defense (85.2 ypg.) and posted the third-best such mark in franchise history. The Broncos allowed only 16.1 points per game to tie for third in the NFL and surrendered a total of 37 points in their final four games (9.3 ypg.) en route to capturing the AFC West title.

In 2004, Coyer's defense featured two Pro Bowl selections in Lynch and Bailey, who also earned the first All-Pro nomination of his career after joining the Broncos in an offseason trade. Coyer aided in the development of rookie linebacker D.J. Williams, who became only the second Broncos rookie and the first in 32 years to lead the team in tackles (114). Along the way, Williams was the only 2004 rookie to be named AFC Defensive Player of the Week (Wk. 16) and finished No. 3 in the NFL Defensive Rookie of the Year voting.

Coyer wasted no time in making a positive impact in his first year as the Broncos' defensive coordinator in 2003. Denver's defense allowed an average of only 277.1 yards per game under Coyer's direction to rank fourth in the NFL and help the team to its first postseason berth since 2000. Coyer, who also instructed the team's linebackers, worked closely with Wilson during his Pro Bowl season that saw him lead the Broncos in tackles (128) for the second consecutive year.

Coyer began his Broncos coaching career as their linebackers coach from 2000-02. In Coyer's first year instructing Denver's linebackers in 2000, John Mobley and fellow linebacker Bill Romanowski finished first and second on the team in tackles (133 and 121) while Wilson ranked fourth (104).

While at the University of Pittsburgh (1997-99) as its defensive coordinator, Coyer directed a defensive unit that showed significant improvement each season, culminating in a 1999 showing that included top-5 rankings in the Big East Conference in all major defensive statistical categories. Two of his standouts, safety Ramon Walker and defensive lineman Demond Gibson, earned All-Big East Conference honors that season.

In 1998, the Panthers ranked third in the Big East in total defense, and over the course of the 1997-98 seasons, the unit amassed 62 sacks, the highest two-season total at Pittsburgh since 1990-91.

Before his stint at Pittsburgh, Coyer was defensive coordinator at Iowa State University for two seasons (1995-96). That post was preceded by a one-year assignment as defensive line coach for the New York Jets in 1994.

Coyer's other professional coaching experience came in the United States Football League as linebackers coach with the Michigan Panthers (1983-84) and defensive coordinator with the Memphis Showboats (1985-86). Coyer helped Michigan capture the inaugural USFL championship in 1983 with a win against Philadelphia in a game played at Mile High Stadium in Denver.

Additionally, Coyer was the defensive coordinator in 1993 at East Carolina University, where under his guidance the Pirates improved in virtually every defensive category. He also served as defensive backs coach at Ohio State (1991-92), assistant head coach/defensive backs coach at the University of Houston (1990) and linebackers coach at UCLA (1987-89). Before his stint in the USFL, Coyer was defensive coordinator at Iowa State (1979-82), Oklahoma State University (1978) and the University of Iowa (1974-77) after serving as defensive backs coach at Bowling Green (1968-73).

A 1964 graduate of Marshall University, Coyer is a member of the Football Hall of Fame at Marshall for his achievements as a player. He began his coaching career at his alma mater in 1965 as secondary coach, a position he maintained through 1967. An additional coaching stint came at the acclaimed Massillon (Ohio) High School, where NFL Legend Paul Brown once coached.

A native of Greenbottom, W. Va., Coyer was born in Huntington, W. Va. He and his wife, Jan, make their home in Aurora, Colo. Their son, Matt, was a member of an NCAA Champion soccer team at Indiana University. He and his wife Kristin are the parents of Coach Coyer and Jan's pride and joy, 4-year-old Rachel and 1-year-old Ryan. Larry's son, Justin, was an Iowa all-state football player in high school.

COYER'S COACHING EXPERIENCE

8th NFL Season (7th with Broncos)

Denver Broncos

Defensive Coordinator2003-06
Linebackers2000-02

University of Pittsburgh

Defensive Coordinator1997-99

Iowa State University

Defensive Coordinator1995-96

New York Jets

Defensive Line1994

East Carolina University

Defensive Coordinator1993

Ohio State University

Defensive Backs1991-92

University of Houston

Assistant Head Coach/Defensive Backs1990

UCLA

Linebackers1987-89

Memphis Showboats (USFL)

Defensive Coordinator1985-86

Michigan Panthers (USFL)

Linebackers1983-84

Iowa State University

Defensive Coordinator1979-82

Oklahoma State University

Defensive Coordinator1978

University of Iowa

Defensive Coordinator1974-77

Bowling Green

Defensive Backs1968-73

Marshall University

Secondary Coach1965-67



JEREMY BATES

OFFENSIVE ASSISTANT

Jeremy Bates enters his first season as an offensive assistant with the Denver Broncos in 2006 and his fifth overall year as an NFL assistant coach. Bates joined the Broncos after serving as quarterbacks coach for the Jets in 2005 and working with the Buccaneers as their assistant quarterbacks coach

(2004) and offensive quality control coach (2002-03).

As quarterbacks coach for the Jets in 2005, Bates instructed a unit that was forced to use five different passers because of injuries. Despite the adversity, New York's quarterbacks helped the club improve toward the end of the year with first-year starter Brooks Bollinger posting an 87.7 passer rating and leading the team to a 2-2 record in its final four games.

Bates, 30, was promoted to assistant quarterbacks coach for the Buccaneers in 2004 and worked closely with Head Coach Jon Gruden and Quarterbacks Coach John Shoop in the instruction and preparation of the team's passers. In that capacity, Bates helped Brian Griese lead the NFL in completion percentage (69.3%) in 2004 and set Buccaneers single-season records in that category along with passer rating (97.5) and yards per passing attempt (7.83).

Bates began his coaching career with Tampa Bay as an offensive quality control coach from 2002-03.

Tampa Bay's offense in 2003 was arguably the most productive in franchise history as Bates assisted a unit that set single-season records in total offense (340.8 ypg.) and passing offense (237.8 ypg.). In addition, the club ranked among the league's top 10 in both categories in the same year for just the second time in Buccaneers annals.

In his first season in the NFL's coaching ranks, Bates worked with a Buccaneers offense in 2002 that was pivotal in the franchise winning its first-ever World Championship with a victory over the Oakland Raiders in Super Bowl XXXVII. Tampa Bay's offense was particularly dominant in the postseason, averaging 35.3 points and 334.0 yards per game in three playoff contests that year.

Bates, who attended Sevier County High School in Sevierville, Tenn., began his collegiate playing career as a quarterback at the University of Tennessee in 1995. He transferred to Rice University, where he was a two-year letterman in football from 1996-99 and was a second baseman on the school's baseball team.

Bates' father, Jim, spent the last six years as an NFL defensive coordinator with Green Bay (2005) and Miami (2000-04), for whom he served as interim head coach for seven games during the 2004 season. He also has worked as a defensive coordinator for Atlanta (1994) and has 15 years of NFL coaching experience.

Bates' brother, James, was a linebacker and defensive captain on the University of Florida's 1996 national championship team and currently produces a variety of sports-related television programming in Florida.

Jeremy Bates was born Aug. 27, 1976, in Manhattan, Kan.

COACHING EXPERIENCE

5th NFL Season (1st with Broncos)

Denver Broncos

Offensive Assistant2006

New York Jets

Quarterbacks2005

Tampa Bay Buccaneers

Assistant Quarterbacks2004

Offensive Quality Control2002-03

VINCE LOMBARDI TROPHY

The Denver Broncos claimed back-to-back World Championships with their 31-24 defeat of Green Bay in Super Bowl XXXII and their 34-19 triumph over Atlanta in Super Bowl XXXIII. The franchise now owns two Vince Lombardi Trophies, which are displayed in the lobby of the Paul D. Bowlen Memorial Broncos Centre. The sterling silver trophies are created by Tiffany & Company, named for the late Vince Lombardi before Super Bowl V. Each trophy is a regulation-size silver football mounted in a kicking position on a pyramid-like stand of three concave sides. The trophy stands 20.75 inches tall, weighs 107.3 ounces, and is valued in excess of \$10,000. Each is engraved with the words "Vince Lombardi Trophy" above an NFL Shield. Below that is the engraving of the particular Super Bowl (XXXII and XXXIII), "AFC vs. NFC," the score of the game, the date and the location.



CHIP BEAKE

OFFENSIVE QUALITY CONTROL

John "Chip" Beake enters the 2006 season as offensive quality control coach for the Denver Broncos and begins his sixth year working in the NFL. He joined the Broncos after serving the last five seasons (2001-05) as an assistant with the New Orleans Saints and has gained extensive experience in NFL Europe as well as in the collegiate ranks.

Beake served as the Saints' offensive assistant/quality control coach from 2004-05, handling a wide array of duties for the club. Responsible for breaking down film and assisting the coaching staff with all facets of game preparation, Beake worked with a Saints offense in 2005 that ranked third in the NFL in fewest plays for negative yardage (82) and placed ninth in the league in 20+yard completions (47).

Beake was an offensive administrative assistant with New Orleans from 2002-03 and served as an administrative assistant for the club in 2001. Before joining the Saints' staff, Beake spent six years (1995-2000) working for NFL Europe's Barcelona Dragons.

With Barcelona, Beake handled a variety of duties for the franchise and helped it capture the World Bowl Championship in 1997. Positions Beake held with the Dragons included stints as co-defensive coordinator, secondary coach and special teams coach. He also was involved in draft-day decisions and roster transactions for the NFL Europe franchise.

Beake spent NFL off-seasons working in several NFL training camps, gaining valuable experience on both the offensive and defensive sides of the ball.

He worked as an intern under Titans Defensive Coordinator Gregg Williams during the 2000 training camp and assisted Packers Offensive Coordinator Sherman Lewis during Green Bay's 1999 camp. From 1997-98, Beake assisted with the instruction of the Cowboys' offensive line during training camps.

Beake gained a variety of experience coaching in the collegiate ranks. He worked as an assistant at Colorado School of Mines (1999), McPherson College in Kansas (1998) and the University of Kentucky as a graduate assistant (1993-94). He also handled administrative duties at the University of Oklahoma in 1995.

Beake graduated from South Carolina in 1992 with a bachelor's degree in international studies. He received a master's degree in diplomacy and international commerce from Kentucky in 1994.

Beake is the son of John Beake, who worked for the Broncos for 22 years, including as general manager for 14 years from 1985-98 and as vice president of administration from 1999-2000.

Born May 27, 1969, in Kansas City, Mo., Beake is married to Berta Gispert, who is from Barcelona, Spain. The couple has a 1-year-old daughter, Giselle.

COACHING EXPERIENCE

6th NFL Season (1st with Broncos)

Denver Broncos

Offensive Quality Control2006

New Orleans Saints

Offensive Assistant/Quality Control2004-05

Offensive Administrative Assistant2002-03

Administrative Assistant2001

Tennessee Titans

Training Camp Coaching Internship2000

Green Bay Packers

Training Camp Coaching Internship1999

Dallas Cowboys

Training Camp Coaching Internship1997-98

Barcelona Dragons (NFL)

Assistant Coach1995-2000

Colorado School of Mines

Assistant Coach1999

McPherson College (Kan.)

Assistant Coach1995-1998

University of Oklahoma

Administrative Assistant1995

University of Kentucky

Graduate Assistant1993-94



RONNIE BRADFORD

SPECIAL TEAMS

COACHING EXPERIENCE

4th NFL Season (4th with Broncos)

Denver Broncos

Special Teams2004-06

Special Teams Assistant2003

Ronnie Bradford enters his fourth season with the Broncos in 2006 and third year as Denver's special teams coach. Bradford, who was a special teams assistant for Denver in 2003, has a wealth of experience after playing 10 seasons in the NFL as a defensive back, including three years (1993-95) with the Broncos.

Since he began working with Denver's special teams in 2003, Bradford has instructed a unit that has been pivotal in the club reaching the postseason in each of the last three seasons. During that time,

Jason Elam has tied for third in the NFL in both field goals made (90) and points scored (364) among all kickers. The Broncos' 43 touchbacks off kickoffs tie for the third-highest mark in the league since 2003 while the club's 9.8-yard average off punt returns ranks as the eighth-best mark in the NFL.

Individually, Bradford has instructed four AFC Special Teams Player of the Week winners and two AFC Special Teams Player of the Month winners in three seasons working with the Broncos' special teams.

Bradford directed one of the NFL's strongest special-teams units in 2005, a year in which Denver went 13-3 en route to capturing the AFC West title and advancing to the conference championship game. The Broncos tied for the NFL lead in fewest opponent drives started past the 50-yard line (10) while ranking second in the league in opponent starting field position (27.9-yard line).

In his first year working with punter Todd Sauerbrun, whom the club acquired in a trade during the 2005 offseason, Bradford helped the veteran tie for fifth in the AFC with a 43.8-yard gross punting average. Sauerbrun became the first punter in franchise history to be named AFC Special Teams Player of the Month for his performance during October, a month in which he also picked up AFC Player of the Week honors (Wk. 6). Elam maintained his standing as one of the game's elite kickers under Bradford in 2005, becoming the first player in NFL history to record at least 100 points in each of his first 13 seasons with 115 points on the year.

Bradford's 2004 unit featured an AFC Special Teams Player of the Month (KR Reuben Droughns) and two AFC Special Teams Player of the Week winners (Elam and P/K Micah Knorr) while playing a pivotal role in Denver's second consecutive playoff berth. Droughns became the first kick returner in Broncos history to win AFC Special Teams Player of the Month after averaging 30.5 yards per kick return in September. Elam, a model of consistency throughout his career, continued his success under Bradford by winning the conference's Special Teams Player of the Week award (Wk. 4) and becoming the fastest player (177 games) in NFL history to notch 300 field goals.

Additionally, Knorr's six touchbacks on kickoffs against Kansas City in the 2004 season opener were the highest total by a Bronco since 1983 and earned him the conference's weekly special teams award.

In his first year on Denver's coaching staff as a special teams assistant in 2003, Bradford worked alongside Special Teams Coach Frank Bush and helped guide a unit that finished fifth in the AFC in both punt return average and kickoff return average. The special teams were highlighted in Weeks 9 and 10 when Deltha O'Neal and Rod Smith scored on punt returns in successive weeks, marking the first time in NFL history that two different players from a team returned punts for touchdowns in consecutive games.

After playing for Denver from 1993-1995, Bradford made stops in Arizona (1996) and Atlanta (1997-2001) before finishing his playing career in Minnesota (2002). In that time, Bradford compiled 523 total tackles (387 solo), two sacks, 13 interceptions and 70 passes defended. He played 133 career games while starting 99 of those contests.

Bradford, 35, was selected by the Miami Dolphins in the fourth round (105th overall) of the 1993 NFL Draft but was released during training camp. He was then signed to the Broncos' practice squad before being elevated to the active roster. That season, Bradford played 10 games, starting three, and made his first career interception against Kansas City (12/12/93). In 1994, Bradford saw action in 12 games with Denver before playing four games with the club in 1995.

After one season in Arizona in which he started 11 games for the Cardinals, Bradford moved to Atlanta and played five seasons for the Falcons. He posted a career-high four interceptions in 1997 while starting 14 games. In 1998, Bradford started 10 of the 14 games he played and helped lead the Falcons to Super Bowl XXXIII against his former team in the Broncos. Bradford's highlight of the game came when he intercepted a John Elway pass in the first quarter.

Bradford left Atlanta after the 2001 season and played his final year with the Minnesota Vikings, starting 15 games for the club in 2002.

A two-year starter and four-year letterman at the University of Colorado, Bradford was a first-team All-Big Eight Conference selection as a senior. His extra point block was the margin of victory as Colorado edged Notre Dame 10-9 in the Orange Bowl to claim the national title in 1991.

Bradford, born Oct. 1, 1970, in Minot, N.D., was named an honorable mention All-American by *USA Today* as a senior at Adams City High School in Commerce City, Colo. He and his wife, Trish, reside in Denver and have three children.



TIM BREWSTER

TIGHT ENDS

Tim Brewster enters his second season as tight ends coach for the Denver Broncos in 2006 and his fifth year as an NFL coach. Brewster, who has 20 years of coaching experience, officially joined the Broncos' staff on Jan. 31, 2005, after instructing the San Diego Chargers' tight ends for three seasons.

Before working for San Diego, where he developed Antonio Gates from an undrafted free agent with no college football experience into an All-Pro, Brewster coached for 14 years at the Division I-A college level. He helped produce six tight ends who signed NFL contracts, including four who were selected in the NFL Draft.

In 2005, Brewster's tight ends helped the Broncos post a 13-3 record and capture the AFC West title en route to advancing to the AFC Championship Game. Jeb Putzier ranked fourth among NFL tight ends (2nd in AFC) in yards per reception average, posting a 13.0-yard average on 37 receptions for 481 yards. The blocking of Brewster's unit helped the club rank second in the NFL in rushing (158.7 ypg.) and place third in the league in fewest sacks allowed (23).

Brewster in 2005 also tutored rookie tight end Wesley Duke, who like Gates played basketball only in college and was an undrafted free agent. Duke caught a 1-yard touchdown pass for his first career catch at Buffalo (12/17/05) and started for the Broncos in the AFC Championship Game against the Steelers (1/22/06).

Brewster, 45, served as San Diego's tight ends coach from 2002-04 and held additional responsibilities as the club's assistant head coach for the 2004 season. He oversaw the rapid development of Gates, who in 2004 earned first-team All-Pro honors from the Associated Press and a Pro Bowl selection after playing only his second year of football since high school. Gates set an NFL single-season touchdown record (13) for tight ends in 2004 while ranking third in receiving yards (964) and fourth in receptions (81) among NFL tight ends.

In Gates' first NFL season and first football action in six years during the 2003 campaign, Brewster helped the young talent rank third on the Chargers with 24 receptions. While his tight ends showed progress as pass catchers, Brewster's unit was adept at blocking in a potent rushing attack that gained more than 2,100 yards on the ground in each of his three seasons with the team.

Before joining the Chargers, Brewster enjoyed success at the University of Texas (1998-2001) and the University of North Carolina (1989-97), where he also coached special teams and was the Tar Heels' recruiting coordinator. He worked on Head Coach Mack Brown's staffs at both schools and developed six tight ends who signed NFL contracts.

In four years at Texas, Brewster's tight ends played a key role in the team advancing to a bowl game (two Cotton Bowls, two Holiday Bowls) each season. He tutored two tight ends who earned All-Big 12 Conference honors, including 1998 first-team selection Derek Lewis, and coached two players who signed NFL contracts in Lewis and Bo Scaife, who was drafted in the sixth round by Tennessee in 2005.

Brewster's tight ends at Texas blocked for a 1,000-yard rusher in each of his four seasons at the school, highlighted by Ricky Williams' 2,124-yard (sixth-most in NCAA history) Heisman Trophy-winning season in 1998. Also in 1998, Brewster developed Lewis into a scoring threat as the tight end finished the year second on the Longhorns with six touchdown receptions in a season that ended with a Cotton Bowl win.

He honed the skills of a pair of converted Longhorns defensive ends in 1999 as well as true freshman Scaife, helping the tight ends total 24 receptions for 267 yards with four touchdowns. Scaife became a 2001 honorable mention All-Big 12 selection under Brewster's tutelage only one year after missing the entire season with a major knee injury.

In nine years at North Carolina, Brewster mentored four All-Atlantic Coast Conference selections at tight end and helped the school advance to six consecutive bowl games from 1992-97. As recruiting coordinator, his efforts secured the talent that helped the 1997 team go 11-1 and win the Gator Bowl.

Brewster, who served as a volunteer assistant at North Carolina for the 1989 season before earning a full-time position in 1990, oversaw the development of four Tar Heels tight ends who signed NFL contracts: Alge Crumpler (Falcons, 2001-present), Freddie Jones (Chargers, 1997-2001; Cardinals, 2002-

COACHING EXPERIENCE

5th NFL Season (2nd with Broncos)

Denver Broncos

Tight Ends2005-06

San Diego Chargers

Assistant Head Coach/Tight Ends2004

Tight Ends2002-03

University of Texas

Tight Ends1998-2001

University of North Carolina

Tight Ends/Special Teams/

Recruiting Coordinator1989-97

Central Catholic High School (Ind.)

Head Coach1987-88

Purdue University

Graduate Asst.

(Tight Ends/Offensive Tackles)1986

04), Greg DeLong (Vikings, 1995-98; Ravens, 1999; Jaguars, 2000) and Deems May (Chargers, 1992-96; Seahawks, 1997-99). Crumpler and Jones were second-round choices in the NFL Draft while May was a seventh-round selection.

Brewster guided Crumpler to second-team All-Atlantic Coast Conference distinction and honorable mention All-America accolades from *Football News* as a sophomore in 1997. He also mentored Jones to a first-team All-ACC selection in 1995 and again in 1996 when Jones set a North Carolina single-season record for receptions by a tight end (32) to garner third-team All-America honors from *Football News*.

His tight ends at North Carolina were critical to the team's rushing success as their blocking helped clear the way for five different 1,000-yard seasons, including Natrone Means' back-to-back 1,000-yard years in 1991 and '92. DeLong, a first-team All-ACC tight end in 1994, twice earned ACC Lineman of the Week honors for his blocking in 1996 under Brewster's tutelage.

Brewster spent 1987-88 as head coach at Central Catholic High School in Lafayette, Ind., directing a wide-open offense that won 15 of 23 games during that period. He developed Indiana's passing leader in both of his seasons as head coach.

He began his coaching career in 1986 at Purdue University, where he coached tight ends and offensive tackles as a graduate assistant.

A former two-time All-Big Ten Conference selection at the University of Illinois, Brewster led the nation's tight ends in receiving in 1983 and captained the Illini to the 1984 Rose Bowl vs. UCLA. Brewster, who graduated from Illinois with a bachelor's degree in political science, played in the training camps of the New York Giants (1984) and Philadelphia Eagles (1985).

Brewster was born Oct. 13, 1960, in Phillipsburg, N.J. He and his wife, Cathleen, have three sons: Eric, Clint and Nolan.



JACOB BURNEY

DEFENSIVE LINE/ENDS

Jacob Burney enters his fifth season coaching the Denver Broncos' defensive line in 2006 and his second year with specific responsibilities instructing the team's defensive ends. He joined the Broncos in 2002 following successful stints with Carolina (1999-2001) and the Cleveland Browns/Baltimore Ravens (1994-98). He has coached 12 seasons in the NFL and has forged a reputation as a vocal leader for his players and one who takes a hands-on approach to his teaching.

The Broncos' defensive line has been one of the strongest in the NFL against the run since Burney began working with the unit in 2002. Denver ranks second in the NFL in run defense since the 2002 campaign, allowing an average of only 93.3 rushing yards per game. In addition, Burney's defensive line has helped the Broncos tie for the fourth-fewest rushing first downs allowed (342) since 2002.

In 2005, Denver's defensive line was pivotal in the club posting a 13-3 record and capturing the AFC West title en route to advancing to the AFC Championship Game. As defensive line/ends coach, Burney instructed a group that helped Denver rank second in the NFL in run defense, allowing only 85.2 yards per game. Denver held two opponents to less than 20 rushing yards in a game, including its contest at Jacksonville (10/2/05) in which it allowed the second-fewest rushing yards (12) in a game in franchise history.

The Broncos' defensive line also generated a consistent pass rush in 2005 that helped the club record its most interceptions (20) in four seasons.

Burney's line once again proved to be one of the NFL's top units in 2004 as its play helped the Broncos' defense rank fourth in the NFL for the second consecutive season. The Broncos' run defense also ranked fourth in the league, surrendering an average of only 94.5 yards per game. Despite the absence of All-Pro lineman Trevor Pryce for most of the year, the Broncos maintained a solid pass rush throughout the season. Defensive end Reggie Hayward flourished under Burney's tutelage, racking up a career and team-high 10.5 sacks to rank third in the AFC.

COACHING EXPERIENCE

13th NFL Season (5th with Broncos)

Denver Broncos

Defensive Line/Ends2005-06
Defensive Line2002-04

Carolina Panthers

Defensive Line1999-2001

Cleveland Browns/Baltimore Ravens

Defensive Line1994-98

University of Tennessee

Defensive Line1993

UCLA

Defensive Line1990-92

University of Wisconsin

Defensive Line1989

Mississippi State University

Inside Linebackers1988

University of Tulsa

Defensive Line1987

University of New Mexico

Defensive Line1983-86

In 2003, Burney's line was a major force on a defense that finished the season fourth in the NFL in total defense. Defensive end Bertrand Berry led the team with a career-high 11.5 sacks (52 yds.), and Pryce added 8.5 sacks (47 yds.). The defense only allowed 277.1 yards a game, which ranked fourth in the NFL and third in the AFC.

Similar results came about in 2002 as the line helped the defense finish the season sixth in total defense in the NFL and fourth against the run. Burney's line was represented in the Pro Bowl by Pryce, who made his fourth consecutive trip after leading the team with nine sacks. In addition, the Broncos were one of the toughest defenses in the league last year against the run, limiting their opponents to just 93.1 rushing yards per game.

During Burney's tenure as defensive line coach in Carolina (1999-01), the Panthers showed a knack for creating turnovers with the defense posting 74 takeaways from 2000-01 that ranked as the fourth-highest total in the NFL during that period. In 2001, Burney coaxed a breakout season from third-year defensive end Mike Rucker, who posted a career-high and team-leading nine sacks. Under Burney's tutelage, Rucker developed into a full-time starter and set a record for sacks by a Panthers defensive lineman.

Before his tenure in Carolina, Burney spent five seasons (1994-98) with the Cleveland Browns / Baltimore Ravens franchise as its defensive line coach. He was hired by the Browns in 1994 and oversaw a defensive line that contributed to a defense that allowed only 204 points, nine rushing touchdowns and 3.6 yards per carry that season.

With Baltimore in 1998, Burney helped develop defensive lineman Michael McCrary into a Pro Bowl starter and contributed to a Ravens defensive unit that ranked sixth in the NFL against the run.

Burney, 47, enjoyed a successful 11-year coaching career on the collegiate level before entering the NFL coaching ranks in 1994. It began at the University of New Mexico (1983-86) and continued with stints at the University of Tulsa (1987), Mississippi State University (1988), the University of Wisconsin (1989), UCLA (1990-92) and the University of Tennessee (1993). Each of those appointments was as defensive line coach with the exception of the Mississippi State job in which he coached the inside linebackers.

A standout player himself, Burney was a four-year starter on the defensive line at the University of Tennessee-Chattanooga, where he helped the Moccasins to four Southern Conference championships and a four-year record of 33-9-2. He picked up All-Southern Conference honors in each of his final three seasons and earned a bachelor's degree in physical education from the school in 1981. Burney had try-outs with the Detroit Lions in 1981 and 1982.

A native of Chattanooga, Tenn. (1/24/59), Burney was a three-sport star at Tyner High School in Chattanooga, earning all-state honors in football, wrestling, and track and field. He and his wife, Madrinna Patton, have two sons, Jacob and Benjamin. The family makes its home in Lone Tree, Colo.



KIRK DOLL

LINEBACKERS

Kirk Doll begins his third season on the Denver Broncos' coaching staff in 2006 and his second year as the club's linebackers coach. Doll, who entered the NFL's coaching ranks in 2004 with Denver as its defensive assistant/special teams coach, also worked for 27 years as a college assistant and has 31 combined years of coaching experience at the professional, collegiate and high school levels.

In two seasons working with the Broncos' defense, Doll has helped Denver become one of the strongest teams in the NFL against the run. The Broncos rank second in the NFL in run defense since 2004 (89.8 ypg.) and have posted a top-4 NFL ranking against the run in each of Doll's two years with the club.

Doll's linebacker corps in 2005 was regarded as one of the most athletic in the NFL and was instrumental in the Broncos going 13-3 and capturing the AFC West title en route to advancing to the AFC Championship Game. Free-agent signee Ian Gold joined middle linebacker Al Wilson and second-year player D.J. Williams in helping Denver rank second in the NFL in run defense (85.2 ypg.) and tie for third in scoring defense (16.1 ppg.).

Additionally, Wilson was named a first-team All-Pro (Associated Press) for the first time in his career under Doll in 2005 and earned his fourth career Pro Bowl appearance.

In 2004, Doll began his NFL coaching career by working closely with Denver's linebackers and secondary on a defense that finished the year ranked fourth overall in the NFL (278.7 ypg.). As a defensive assistant/special teams coach, he worked with Williams and helped the linebacker become only the second Broncos rookie, the first in 32 years, to lead the team in tackles (114). Doll took on additional responsibilities with the Broncos in early November 2004 as assistant defensive backs coach.

Doll joined the Broncos' coaching staff after a highly successful two-year stint (2002-03) as the assistant head coach/linebackers coach at Louisiana State University. He helped guide LSU to a share of the national title in 2003 when his linebackers played a key role in the SEC-champion Tigers' stout run defense. LSU allowed only 2.3 yards per rushing attempt in 2003, marking the school's best such mark since the 1970 season.

In his first year with the Tigers in 2002, Doll coached linebacker Bradie James to first-team All-America honors. The senior set a school record with 154 tackles in 2002 and was selected by Dallas in the fourth round of the 2003 NFL Draft. Doll also assisted in the coaching of an LSU defense that ranked eighth in the country in yards surrendered (286 ypg.).

Doll joined the LSU staff in the spring of 2002 after coaching linebackers at Notre Dame for eight years (1994-01), during which time he also coached its special teams (1994-97) and kickers (2000). In addition, he held responsibilities as Notre Dame's assistant head coach from 1997-2001. Doll helped lead Notre Dame to five bowl games, including two appearances in the Fiesta Bowl and one in the Orange Bowl, as well as four top-20 finishes in the Associated Press' final season poll.

Doll instructed seven Notre Dame linebackers who were selected in the NFL Draft, including Bert Berry (3rd round, 1997) and Rocky Boiman (4th Round, 2002). He was instrumental in the development of Anthony Denman, who was a second-team All-American (Associated Press) as a senior in 2000 and was taken in the seventh round of the 2001 NFL Draft by Jacksonville.

Doll helped punter Hunter Smith finish his career ranked second in Notre Dame annals in career punting average (41.2 yds.). Smith was selected by the Colts in the seventh round of the 1999 NFL Draft and has developed into one of the league's top punters. He also worked with punter Joey Hildbold, who was a finalist for the Ray Guy Award (nation's top punter) in 2000.

In 1995, Doll helped Notre Dame reach the Orange Bowl as the Fighting Irish's defense allowed just 270 yards per game, the lowest figure at the school since the 1980 season. His linebackers played a role in the 1996 squad ranking eighth in the nation in pass defense (150.5 ypg.).

Before his stint at Notre Dame, Doll coached at Texas A&M for six years (1988-93) as its linebackers coach, playing a part in the Aggies advancing to five bowl games, including three appearances in the Cotton Bowl. Doll helped Texas A&M lead the nation in total defense in 1991 (222.4 yards per game) and rank third nationally in scoring defense in 1993 by allowing only 10.8 points per contest.

In his final three years at Texas A&M, the Aggies posted a 32-5 overall mark, including a 12-1 record in 1992. Among the standout linebackers he coached at Texas A&M were Quentin Coryatt, Marcus Buckley and William Thomas.

Doll, 55, also has coached at the collegiate level at Arizona State University (1985-87), the University of Tulsa (1980-84), Iowa State University (1979) and Wichita State University (1975-76). Doll coached outside linebackers at Arizona State, helping the Sun Devils to a 10-1-1 mark and an appearance in the Rose Bowl in 1986. Doll served as the offensive line coach at Tulsa for five years, and he coached the Iowa State tight ends for one spring as a part-time coach.

His collegiate coaching career has featured 14 bowl games, including appearances in the Rose Bowl, Orange Bowl, Cotton Bowl, Fiesta Bowl and Sugar Bowl.

Doll, a native of Wichita, Kan. (9/24/51), earned bachelor's degrees from both East Carolina University and Wichita State University. He played both defensive end and tackle at East Carolina for two years. He is married to the former Kathy Reding, and the couple has three children: Kate, Kelsey and Kyle.

DOLL'S COACHING EXPERIENCE

3rd NFL Season (3rd with Broncos)

Denver Broncos

Linebackers2005-06
Defensive Assistant/Special Teams/Assistant
Defensive Backs2004

Louisiana State University

Asst. Head Coach/Linebackers2002-03

University of Notre Dame

Asst. Head Coach/Linebackers2001
Asst. Head Coach/Linebackers/Kickers2000
Asst. Head Coach/Linebackers1998-99
Asst. Head Coach/Linebackers/Special Teams1997
Linebackers/Special Teams1994-96

Texas A&M University

Linebackers1988-93

Arizona State University

Outside Linebackers1985-87

University of Tulsa

Offensive Line1980-84

Iowa State University

Tight Ends1979

Texas City High School (Texas)

Assistant Coach1977-78

Wichita State University

Graduate Assistant1975-76

POST BYE-WEEK SUCCESS

Since the bye week was introduced in 1990, the Broncos' 13-4 record (.765) in the game immediately following the bye ties for the best mark in the NFL. Minnesota and Philadelphia also boast a 13-4 mark after the bye week since 1990. Denver will have an opportunity to improve its post bye-week success in 2006 when it hosts Baltimore on *Monday Night Football* on Oct. 9.



THOMAS MCGAUGHEY

SPECIAL TEAMS ASSISTANT

Thomas McGaughey enters his second season as the Denver Broncos' special teams assistant in 2006 and his fourth year working in the NFL. McGaughey has three years' experience coaching at the University of Houston, his alma mater, in addition to having worked with the Kansas City

Chiefs' coaching staff and the Houston Texans' personnel department.

McGaughey worked with a Broncos special-teams unit in 2005 that helped the club go 13-3 en route to capturing the AFC West title and advancing to the AFC Championship Game. Assisting Special Teams Coach Ronnie Bradford, McGaughey instructed a group that was pivotal in Denver tying for the NFL lead in fewest opponent drives started past the 50-yard line (10). The Broncos' kick and punt coverage units helped the club rank second in the league in opponent average starting field position (27.9-yard line).

McGaughey also in 2005 instructed punter Todd Sauerbrun, who finished fifth in the AFC in gross punting (43.8 avg.) and was named AFC Special Teams Player of the Month for his play in October. Jason Elam maintained his standing as one of the game's elite kickers during McGaughey's first season in Denver, becoming the first player in NFL history to record at least 100 points in each of his first 13 seasons with a team-high 115 points on the year.

McGaughey spent two years (2003-04) working at the University of Houston before joining the Broncos' staff. He served as Houston's special teams coordinator in 2003 and as special teams coordinator/cornerbacks coach in 2004.

In his first year as Houston's cornerbacks coach in 2004, McGaughey coached Stanford Routt to third-team All-Conference USA accolades. He helped the cornerback become the highest drafted Houston player since 1997 with Routt being selected by Oakland in the second round (38th overall) of the 2005 NFL Draft.

Senior kicker/punter Dustin Bell thrived under McGaughey's tutelage in 2004 as he ranked 37th nationally and third in Conference USA by averaging 1.18 field goals per game on the way to connecting on 13 attempts. Bell, a three-time nominee to the Lou Groza Watch List, was one of 16 Division I-A players to handle both kicking and punting duties for their respective team and one of only eight to kick off, punt and handle field-goal duties.

The Cougars' special teams boasted a top-20 kickoff returner in 2003 under McGaughey's guidance with Ricky Wilson's 26.1 yards-per-return average ranking 17th among Division I-A returners. McGaughey's first year as special teams coordinator also was highlighted by the play of punter Jimmy McClary, who ranked 43rd in the country with a 42.0 average. Bell went a perfect 56-of-56 on extra-point attempts and 14-of-19 on field goals while punt returner Chad McCullar ranked 46th in the country with a 10.1 yards-per-return average.

McGaughey, 33, joined the University of Houston staff after serving as an assistant special teams coach with the Kansas City Chiefs for the 2002 season. While with the Chiefs, McGaughey worked closely with future Hall-of-Fame kicker Morten Andersen as well as Pro Bowl returner Dante Hall. He also instructed Gary Stills, whose 36 special-teams tackles in 2002 broke the Chiefs' all-time single-season record.

Before working with the Chiefs, McGaughey spent time in NFL Europe as the Scottish Claymores' defensive backs coach and special teams coordinator in 2002. He instructed some of the league's top special-teams performers, including kickoff returner James Rouths (28.6 avg. - Claymores single-season franchise record) and punt returner J.J. Moses (12.3 avg.). Kicker Rob Hart also went a perfect 14-for-14 on field-goal attempts during that season.

McGaughey broke into the NFL's coaching ranks as a minority intern with the Chiefs during their 2001 training camp before working as a pro scouting assistant in an internship with the Houston Texans that year as the franchise prepared for its inaugural season.

COACHING EXPERIENCE

4th NFL Season (2nd with Broncos)

Denver Broncos

Special Teams Assistant2005-06

University of Houston

Special Teams Coordinator/Cornerbacks2004
Special Teams Coordinator2003

Kansas City Chiefs

Assistant Special Teams2002

Scottish Claymores

Defensive Backs/Special Teams2002

Houston Texans

Pro Scouting Assistant (Internship)2001

Kansas City Chiefs

Minority Intern2001

Willowridge High School (Texas)

Defensive Backs/Special Teams/
Strength and Conditioning1998-2001

University of Houston

Graduate Assistant (Strength and Conditioning) ..1997

From 1998-2001, McGaughey worked as an assistant coach at Willowridge High School in Houston. His specific responsibilities included coordinating defensive backs, special teams and the strength and conditioning program.

McGaughey, a safety in his playing days, entered the NFL as an undrafted free agent with the Cincinnati Bengals in 1996 and competed in the Bengals and Philadelphia Eagles' training camps from 1996-97, respectively. He briefly appeared on the Eagles' practice squad late in the 1996 season and was a member of the Barcelona Dragons' squad that won NFL Europe's World Bowl in 1997.

He began his coaching career as a strength and conditioning graduate assistant at the University of Houston in 1997. McGaughey wrapped up his playing career as a member of the Arena Football League's Houston Thunderbears in 1998.

McGaughey was a member of the Houston Cougars from 1991-95 and was special-teams captain as a senior. He also lettered in track from 1991-93, competing in the 110-meter high hurdles.

McGaughey was born May 8, 1973, in Chicago and grew up in Houston. McGaughey and his wife, Erika, have three children.



PAT MCPHERSON

QUARTERBACKS

Pat McPherson enters his fourth season as quarterbacks coach for the Denver Broncos in 2006 and his ninth year overall on the Broncos' coaching staff. He spent four years with the Broncos as an offensive assistant and his first season, 1998, with the club as a defensive assistant.

COACHING EXPERIENCE

10th NFL Season (9th with Broncos)

Denver Broncos

Quarterbacks2003-06
Offensive Assistant1999-2002
Defensive Assistant1998

Bellarmine College Prep (Calif.)

Defensive Coordinator/Inside Linebackers1994-97

San Francisco 49ers

Defensive Quality Control (Volunteer)1996

McPherson's promotion to quarterbacks coach in 2003 coincided with Denver's signing of Jake Plummer, who has become one of the NFL's elite players at his position in three seasons with the Broncos. Plummer's 32-11 regular-season record (.744) since 2003 with McPherson as his position coach is topped only by the Patriots' Tom Brady and the Colts' Peyton Manning (38-10 / .792).

In three years with McPherson, Plummer has compiled a +26 touchdown-to-interception ratio (60-34) that represents a significant improvement from the -24 ratio (90-114) he had in his first six seasons with the Cardinals. McPherson also has helped the quarterback tie for the third-fewest sacks surrendered (51) in the NFL since 2003 (min. 900 attempts).

In addition, Plummer owns the best passer rating in Broncos history (88.1) and in 2005 became the fastest quarterback in club annals to reach 50 career touchdown passes (34 games).

Plummer took his game to new levels under McPherson in 2005, leading Denver to a 13-3 record, an AFC West title and a berth in the AFC Championship Game while throwing for 3,366 yards. Starting every game, Plummer's grasp of the offense helped Denver rank No. 1 in the NFL with a franchise-low 16 takeaways and resulted in him being chosen as a Pro Bowl alternate. He ranked second in the league in interception percentage (1.5), throwing only seven in 456 attempts and going 229 consecutive attempts without an interception for the fourth-longest streak in the NFL since 1996.

Plummer was particularly effective in the first half of games under McPherson in 2005, recording the league's fifth-best passer rating (101.7) through the first two quarters in helping Denver rarely fall behind its opponents.

McPherson's teaching continued to have a positive impact on Plummer in 2004 as the quarterback set a Broncos single-season record for passing yards (4,089) while tying the team's record for most touchdown passes (27) in a season. On the way to directing the AFC's No. 3 pass offense at 249.9 net yards per game (6th in NFL), Plummer became the first quarterback in Broncos history to take every offensive snap in a season.

Additionally, the signal-caller posted 499 passing yards against the Falcons (10/31/04) for the highest single-game passing total in franchise history and the ninth highest mark in NFL history. One year removed from allowing the fourth-fewest sacks (25) in Broncos history, Plummer was sacked only 15 times in 2004 to shatter the franchise record.

In 2003, McPherson helped Plummer, in his first year as Denver's starting quarterback, complete 189-of-302 passes for 2,182 yards and a career-best 15:7 touchdown to interception ratio to rank fifth in the NFL with a 91.2 passer rating. Plummer guided the team to a 9-2 record in his 11 starts, and he won more games in his first season as Broncos quarterback than anyone since Craig Morton directed Denver to 12 wins in 1977.

In 2002 as Denver's offensive assistant, McPherson helped guide Denver's offense to an NFL ranking of third (2nd in AFC). The season was highlighted by the outstanding play of rookie running back Clinton Portis, who was a big key to that success. Denver's second-round draft pick out of Miami was the league's fourth-leading rusher after compiling 1,508 yards and 15 touchdowns while earning NFL Offensive Rookie of the Year honors. Wide receiver Rod Smith led the Broncos with 89 receptions for 1,027 yards to mark his franchise-record sixth consecutive 1,000-yard season.

McPherson worked as an assistant with a Denver offense in 2001 that set club records for total offense (6,554), passing yards (4,243) and first downs (383) while scoring 30 or more points in 10 of 16 games.

In his first year working with Denver's offense in 1999, McPherson was involved in the production of a unit that featured a 3,000-yard passer (Brian Griese), two 1,000-yard receivers (Ed McCaffrey, Rod Smith) and a 1,000-yard rusher (Olandis Gary).

Working with the defensive staff as an assistant in 1998, McPherson played a role in tutoring a Broncos defense that ranked third in the NFL against the run and 11th in the overall defensive rankings.

McPherson, 37, was hired by the club April 7, 1998, following a four-year coaching stint at his high school alma mater, Bellarmine College Prep in San Jose, Calif. In addition to coordinating the defense and coaching the inside linebackers, McPherson's duties included teaching English, algebra and physical fitness at the school.

During his tenure at Bellarmine, the football team compiled a record of 35-11, won three consecutive league titles and made one section championship appearance as well as two semifinal appearances. He also gained valuable coaching experience volunteering with the San Francisco 49ers in 1996, serving in a defensive quality control capacity.

McPherson holds a bachelor's degree in English and an M.B.A. from Santa Clara, where he captained the football team and was voted Most Inspirational Player as an inside linebacker during his senior season of 1992. He began his collegiate career in 1987 at UCLA, where he received the Charles Pike Award, which recognizes the school's outstanding freshman football player. McPherson signed with the 49ers as a rookie free agent in 1993 and participated in three preseason games, including one against the Broncos at Mile High Stadium.

A native of San Jose, Calif., McPherson was an all-state and All-America inside linebacker at Bellarmine College Prep, where he earned Scholar-Athlete of the Year honors as a senior. He was voted captain of the North team in California's North-South Shrine Game played at the Rose Bowl. In April 2004, McPherson was inducted into Bellarmine's Athletic Hall of Fame.

McPherson worked with the National Multiple Sclerosis Society in Santa Clara, Calif., in 1994, organizing and implementing the chapter's largest fund-raising event, the 1994 MS Walk. His father, Bill McPherson, coached in the NFL for 21 years and worked as a personnel consultant for the San Francisco 49ers before retiring in February 2005.

McPherson was born April 15, 1969, in Santa Clara, Calif. He and his wife, Shannon, reside in Littleton, Colo., and have one son, Jackson Montana.



ANDRE PATTERSON

DEFENSIVE LINE/TACKLES

Andre Patterson enters his second season working as the Denver Broncos' defensive line/tackles coach in 2006 and his 10th year as an NFL coach. Patterson, who has 24 combined years of coaching experience at the professional, collegiate and high school levels, officially joined the Broncos' staff Feb. 11, 2005.

An NFL assistant coach for the last nine years, Patterson has worked with the defensive lines of Cleveland (2003-04), Dallas (2000-02), Minnesota (1998-99) and New England (1997) before joining the Broncos in 2005. Some of the notable

defensive linemen whom Patterson has instructed include defensive ends John Randle, Chris Doleman and Courtney Brown as well as defensive tackles La'Roi Glover and Gerard Warren.

Patterson's first season with the Broncos in 2005 saw the team's defensive line help the club post a 13-3 record, win the AFC West title and advance to the AFC Championship Game. Defensive tackles Michael Myers and Warren, whom Patterson also coached in Cleveland, played a key role in the Broncos ranking second in the NFL in run defense by allowing only 85.2 yards per game.

The interior of Denver's defensive line was one of the Broncos' strengths in 2005 with Patterson as defensive line/tackles coach and helped limit two opponents to less than 20 rushing yards in a game. In Denver's contest at Jacksonville (10/2/05), the Broncos held the Jaguars to 12 rushing yards on 11 carries (1.1 avg.) to mark the second-lowest opponent rushing output in a game in franchise history.

Before joining the Broncos' coaching staff, Patterson instructed the defensive line of the Cleveland Browns from 2003-04.

Defensive end Ebenezer Ekuban posted a career-high eight sacks under Patterson in 2004 to tie for the highest single-season total by a Browns lineman since their 1999 expansion season. Ekuban was part of a Browns defensive line that contributed to two six-sack games during the 2004 campaign.

Patterson's line led a consistent pass rush in 2003 with Cleveland's defense recording a sack in 15-of-16 games and earning a No. 3 ranking in the NFL in opponent red zone touchdown percentage (37.5%). Its defense closed the 2003 season by posting three sacks in each of the final five games.

The 46-year-old Patterson joined the Browns from the Cowboys, for whom he worked as the defensive tackles coach from 2000-02.

With Dallas, Patterson made an impact on the Cowboys' run defense while coaching Glover to a Pro Bowl nomination and several All-Pro honors in 2002 with 6.5 sacks and 76 tackles. Dallas surrendered only 10 rushing touchdowns during the 2002 season for the fifth-lowest total in the NFL. The play of the Cowboys' interior defensive linemen in 2001 helped the team reduce its rushing yards allowed by 926 from a year earlier when season-ending injuries suffered by both starting defensive tackles hindered the 2000 unit.

He contributed to three playoff appearances for Minnesota (1998-99) and New England (1997) while serving as a defensive line coach and defensive assistant, respectively, for the two clubs.

He worked with Doleman and Randle, who respectively rank fourth and tied for fifth on the NFL's all-time sack list, for two seasons as the Vikings' defensive line coach. Randle recorded double-digit sack totals (10.5 in 1998, and 10 in 1999) in both years under Patterson's guidance and earned Associated Press All-Pro and Pro Bowl honors in 1998. Behind Randle's play in 1998, Minnesota's defense dominated opponents by shutting them out in 29-of-73 quarters (including playoffs) and limiting them to 296 points for the sixth-best total in the NFL.

In his first season in the NFL as a defensive assistant for the 1997 Patriots, Patterson worked with a defense that totaled 45 sacks for the fourth-highest total in team history. While mostly coaching New England's defensive line, he helped the team rank fifth in the NFL against the run (101.0 ypg.) during its AFC East-winning season.

Before entering the NFL, Patterson was Cal Poly San Luis Obispo's head coach from 1994-96 and joined the program in its first year of Division I-AA competition from the Division-II level. He earned American West Conference Coach-of-the-Year honors during that 1994 season by winning the conference title with a 7-4 record. The next season, he directed the nation's second-most productive passing game (344.9 ypg.) and placed two players on the All-America team.

Patterson instructed two future NFL linemen, defensive tackle Chad Eaton (Cardinals, seventh round-1995) and defensive end Lewis Bush (Chargers, fourth round-1993), as Washington State University's defensive line coach from 1992-93. His coaching contributed to the defense setting a Pac-10 Conference single-season record with 60 sacks in 1992.

Patterson joined the Cougars after two years (1990-91) as defensive line coach at Cornell University, where he helped the team to the 1990 Ivy League title with a defense that ranked No. 2 in the conference.

As defensive coordinator at Western Washington University in 1989, his defense set an NAIA record by limiting an opponent to -9 yards passing in a game. Before working as defensive line coach at Weber State University for the 1988 season, Patterson coached five years at the high school level at St. Monica High School in California (head coach, 1987) and Renton High School in Washington (defensive coordinator/offensive line coach, 1983-86).

Patterson began his coaching career in 1982 as a graduate assistant at the University of Montana, where he played one season of football before knee injuries ended his playing career. He played two years as an offensive lineman at Contra Costa Junior College (Calif.), earning an associate of arts degree, before transferring to Montana in 1981.

A 1983 graduate of Montana with a bachelor's degree in secondary education, Patterson was an all-league center and nose guard at Harry Ells High School in Richmond, Calif. Born June 12, 1960, in Camden, Ark., he and his wife, Donna have a son, Andre Jr., and a daughter, Ashmera.

PATTERSON'S COACHING EXPERIENCE

10th NFL Season (2nd with Broncos)

Denver Broncos

Defensive Line/Tackles2005-06

Cleveland Browns

Defensive Line2003-04

Dallas Cowboys

Defensive Tackles2000-02

Minnesota Vikings

Defensive Line1998-99

New England Patriots

Defensive Assistant1997

Cal Poly San Luis Obispo

Head Coach1994-96

Washington State University

Defensive Line1992-93

Cornell University

Defensive Line1990-91

Western Washington University

Defensive Coordinator1989

Weber State University

Defensive Line1988

St. Monica High School (Calif.)

Head Coach1987

Renton High School (Wash.)

Defensive Coordinator/Offensive Line1983-86

University of Montana

Graduate Assistant1982



JIM RYAN

DEFENSIVE ASSISTANT

COACHING EXPERIENCE

2nd NFL Season (2nd with Broncos)

Denver Broncos

Defensive Assistant2005-06

Regis Jesuit High School (Colo.)

Head Coach2002-04

Volunteer Assistant2000-01

Broncos in mid-November of 2004 and worked with the club in that capacity through its AFC Wild Card Game appearance that season.

In 2005, Ryan served as a defensive assistant on a Broncos team that went 13-3, captured the AFC West title and advanced to the AFC Championship Game. Denver's defense was one of the strongest in the NFL against the run, ranking second in the league in that category (85.2 ypg.). Ryan also contributed to the Broncos' defense tying for third in the NFL in fewest points allowed (16.1 ppg.) during the 2005 campaign.

For the latter part of 2004, Ryan worked with a Broncos defense that finished the year ranked third in the AFC (4th in NFL) in surrendering an average of only 278.7 yards per game. He primarily assisted Defensive Coordinator Larry Coyer in coaching the team's linebackers as the unit played an integral role in securing the franchise's second consecutive playoff berth.

Before joining the Broncos, Ryan served as the head football coach at Regis Jesuit High School (5A) in Aurora, Colo., from 2002-04 after working as a volunteer assistant with the school from 2000-01. As head coach, Ryan led Regis to a 14-2 record in conference play, including a 5-0 mark in 2002. He was named the Denver Broncos High School Coach of the Week in October of 2002 after guiding Regis to four consecutive conference victories that clinched a playoff berth for the school.

Ryan, 49, previously worked as president of the Denver Broncos Youth Foundation from 1992-95. In that position, he helped establish the Denver Broncos Academy as an alternative educational institution for troubled youth. Ryan also has been involved with sports broadcasting, hosting a sports talk show on KKFN-AM 950 and providing commentary for radio broadcasts of University of Colorado football and men's basketball games.

During his distinguished NFL playing career that began as an undrafted free agent in 1979, Ryan played 150 career regular-season games (91 starts) for the Broncos at all four linebacker positions and intercepted five career passes (41 yds.). Denver's leading tackler in 1987 with 125 stops, Ryan was a key player on the teams that advanced to Super Bowls XXI and XXII in the 1986 and '87 seasons, respectively. He finished his career second among active Broncos in games played and ranked fourth in team history with 84 consecutive games played.

Ryan earned a bachelor's degree in business management from William and Mary, where he was a four-year letterman at linebacker and named the conference's Player of the Year following an outstanding senior season. He later earned a master's degree in business administration from the University of Denver.

Ryan and his wife, Sara, have three sons - James Benjamin (3/29/86), Jonathan Charles (7/8/87) and Samuel Paul (4/11/90) - and reside in Centennial, Colo. James Joseph Ryan was born May 18, 1957, in Bellmawr, N.J., and attended Bishop Eustace High School in Pennsauken, N.J.

ONE SUPER STREAK

The Broncos enter the 2006 season having won their last eight games played against a Super Bowl participant from the previous year. This streak began with a win against Super Bowl XXXVI runner-up St. Louis on Sept. 8, 2002, and most recently included Denver's 27-13 playoff victory against Super Bowl XXXIX winner New England on Jan. 14, 2006. The Broncos will have two chances to extend this unique streak in 2006 when the club visits Super Bowl XL winner Pittsburgh on Nov. 5 and hosts Super Bowl XL runner-up Seattle on Dec. 3.



GREG SAPORTA

ASST. STRENGTH & CONDITIONING

Greg Saporta enters his 12th season as assistant strength and conditioning coach for the Denver Broncos in 2006. He, along with Cedric Smith, assists Strength and Conditioning Coach Rich Tuten in coordinating the year-round strength and conditioning program for the team.

Saporta came to the Broncos in 1995 from the University of Florida, where he spent two separate stints as an assistant strength coach under Tuten. He originally began his career as a student assistant at Florida in 1981 and became assistant strength coach in 1985. Saporta held that position until 1988 when he went to the University of North Carolina to assume the same position from 1988-92, once again working with Tuten, who had been named strength director at the school.

Saporta, 49, returned to Florida in 1992 to resume his position as assistant strength coach, which he held until April 1995 when he joined the Broncos' staff. During his initial stay in Gainesville, Fla., Saporta served on the same staff as Broncos Head Coach Mike Shanahan, who was the Gators' offensive coordinator at the time.

Saporta, originally from Manhattan, N.Y., received his bachelor's degree in physical education with a concentration in exercise physiology from Florida in 1985. He previously attended Buffalo State University in New York, where he lettered for two years in football and rugby. Additionally, he participated in track for the school.

Saporta was born Feb. 18, 1957, and he and his wife, Nancy, reside in Lone Tree, Colo.

COACHING EXPERIENCE

12th NFL Season (12th with Broncos)

Denver Broncos

Asst. Strength and Conditioning1995-2006

University of Florida

Assistant Strength1992-95

University of North Carolina

Assistant Strength1988-92

University of Florida

Assistant Strength1985-88

Student Assistant Strength1981-84



BOB SLOWIK

DEFENSIVE BACKS

Bob Slowik enters his second season as defensive backs coach for the Denver Broncos in 2006 and his 15th year as an NFL coach. Slowik, who has 28 years of coaching experience, officially joined the Broncos' staff Feb. 1, 2005.

Slowik, 52, has eight years' experience as an NFL defensive coordinator, working in that capacity for Green Bay (2004), Cleveland (1999) and Chicago (1993-98), and has instructed seven Pro Bowl selections. He joined the Broncos after coaching with the Packers for five seasons, serving as the club's defensive backs coach from 2000-03 before being named defensive coordinator in 2004.

During his first year as Broncos defensive backs coach in 2005, Slowik's group helped the team post a 13-3 record, win the AFC West title and advance to the AFC Championship Game. Denver totaled its most interceptions (20) in four seasons and was led in that category by cornerback Champ Bailey, who had a career-high eight interceptions to tie for fourth in the NFL. Bailey was named an Associated Press All-Pro for the second consecutive year while he and safety John Lynch represented Slowik's secondary in the Pro Bowl.

Slowik also in 2005 mentored rookie cornerbacks Darrent Williams and Domonique Foxworth, who started a combined 16 games, as well as safety Nick Ferguson, who posted a career-high five interceptions to rank third among NFL safeties.

The play of Denver's secondary also helped the club tie for third in the NFL in scoring defense (16.1 ppg.) in 2005.

COACHING EXPERIENCE

15th NFL Season (2nd with Broncos)

Denver Broncos

Defensive Backs2005-06

Green Bay Packers

Defensive Coordinator2004

Asst. Head Coach/Defensive Backs2002-03

Defensive Backs2000-01

Cleveland Browns

Defensive Coordinator1999

Chicago Bears

Defensive Coordinator1998

Defensive Coordinator/Linebackers1996-97

Defensive Coordinator/Secondary1993-95

Dallas Cowboys

Defensive Assistant1992

East Carolina University

Outside Linebackers1990-91

Rutgers

Secondary1984-89

Drake University

Secondary1983

University of Florida

Defensive Assistant1979-82

University of Delaware

Graduate Assistant1978

As the Packers' defensive coordinator in 2004, Slowik's unit ranked ninth in the NFL in third-down defense (35.0%) and led the league in red zone third-down defense (23.8%). Additionally, he instructed a defense that recorded five touchdowns to also mark the franchise's best total in seven seasons. Defensive end Kabeer Gbaja-Biamila excelled in Slowik's scheme, posting 13.5 sacks to rank third in the NFL and tie a career high.

In four seasons (2000-03) coaching Green Bay's defensive backs, he developed one of the NFL's most exciting and productive secondaries. Slowik, who also was the Packers' assistant head coach from 2002-03, helped Green Bay record the highest takeaway total (116) in the NFL from 2001-03. The 2002 Packers defense produced 45 takeaways for the league's best mark while the 2001 unit tied for the NFL's second-highest takeaway total with 39.

His secondary led a 2003 defense that held opponents to a 69.0 passer rating for the fifth-best total in the NFL and tied for seventh in the NFL with four takeaways in the red zone. The Packers produced 21 interceptions (fourth-best in the NFC) in 2003 thanks largely to the production of Slowik's defensive backs.

Under Slowik's guidance, Packers safety Darren Sharper developed into one of the premier defensive players in the NFL and earned two Pro Bowl and Associated Press All-Pro selections (2000 and '02). Sharper earned Pro Bowl honors and was named All-Pro in 2000 when he posted a career-best nine interceptions to lead the NFL and become the first Packer in 38 years to accomplish that feat. In the five seasons Slowik coached on the Packers' defensive staff, Sharper accumulated 31 interceptions for the top mark in the NFL during that period.

Before working one year as the Cleveland Browns' defensive coordinator during their 1999 expansion season when he directed the league's No. 11 pass defense, he spent six years (1993-98) as the Chicago Bears' defensive coordinator. In addition to his duties as defensive coordinator, Slowik coached the Bears' secondary during his first three years in Chicago and instructed their linebackers from 1996-97.

Slowik led an aggressive Bears defense that finished in the top half of the NFL in total defense in five of his six seasons. Despite not having a single Pro Bowl player from 1994-98, his defense allowed an average of 312.8 yards per game to rank eighth in the NFL during his time with the club.

In his first season with the Bears in 1993, three of his defenders—defensive end Rich Dent, safety Mark Carrier and cornerback Donnell Woolford—earned trips to the Pro Bowl. Collectively, Slowik guided the 1993 defense to the No. 4 ranking in the NFL by allowing only 290.8 yards per game. Led by Carrier and Woolford, Slowik's pass defense ranked No. 3 in the NFL in 1993 and gave up only 176.1 yards per game.

He joined the Bears after spending the 1992 season as a defensive assistant with the Dallas Cowboys. Slowik primarily worked with the Cowboys' nickel defense under defensive coordinator Dave Wannstedt, whom he would go on to work for in Chicago. Dallas won Super Bowl XXVII with Slowik on its staff, leading the NFL in total defense and limiting offenses to a league-low 27.2 percent success rate on third-down conversions. The Cowboys' pass defense ranked No. 5 in the NFL (167.9 ypg.).

Before entering the NFL, Slowik served as a college assistant for 14 seasons.

Slowik coached outside linebackers at East Carolina University (1990-91) and helped the 1991 Pirates to an 11-1 record and a final national ranking of No. 9, both tops in school history. He was named the school's defensive coordinator in January 1992 following its Peach Bowl victory against North Carolina State University but soon resigned to take the Cowboys' position.

Before working as Rutgers' secondary coach from 1984-89, Slowik held the same assignment at Drake University in 1983. He was a part-time defensive assistant at the University of Florida from 1979-82, where his wife, Carol, was the head women's track coach. Slowik worked on the Gators' coaching staff with Broncos Head Coach Mike Shanahan from 1980-82 when Shanahan was their offensive coordinator.

A two-year starting cornerback at the University of Delaware, Slowik helped the Blue Hens to a 16-6 mark in his final two seasons and a trip to the quarterfinals of the NCAA Division I-AA playoffs as a senior. He began his coaching career in 1978 as a graduate assistant at Delaware and remained in that position for one year.

Born May 16, 1954, in Pittsburgh, Slowik was a high school football teammate of current University of Pittsburgh Head Coach Dave Wannstedt at Baldwin High School in Pittsburgh. Slowik and his wife, Carol, have four children: Ryan, Andrea, Bobby and Steven. Ryan begins his second season as a defensive assistant for the Broncos in 2006, and Bobby is a sophomore wide receiver at Division II Michigan Tech University. Carol was a former two-time track All-American at Delaware and belongs to the school's Athletics Hall of Fame.



RYAN SLOWIK

DEFENSIVE ASSISTANT

Ryan Slowik enters his second season as a defensive assistant for the Denver Broncos in 2006 as well as his second year as an NFL assistant coach.

In his first year on the Broncos' coaching staff in 2005, Slowik worked as a defensive assistant on a club that

went 13-3 and won the AFC West title en route to advancing to the AFC Championship Game. Slowik primarily assisted with the instruction of the Broncos' defensive backs, who in 2005 helped the team post its highest interception total (20) in four seasons.

Slowik, 25, worked as defensive backs coach for the University of Wisconsin-Oshkosh in 2004 after an injury ended his playing career for the school. Slowik's secondary helped the Titans post the ninth best turnover margin (+1.5) in Division III during the 2004 season.

A former strong safety, Slowik started eight games for UW-Oshkosh during the 2002 and '03 seasons, totaling 62 tackles. He began his collegiate playing career at Youngstown State in Youngstown, Ohio, before transferring to UW-Oshkosh.

Slowik's father, Bob, is in his second season as the Broncos' defensive backs coach. Ryan Slowik has two brothers, Bobby and Steven, and a sister, Andrea. Bobby is a sophomore wide receiver at Division II Michigan Tech University.

Slowik was born Dec. 27, 1980, in Gainesville, Fla., and was raised in Chicago.

COACHING EXPERIENCE

2nd NFL Season (2nd with Broncos)

Denver Broncos

Defensive Assistant 2005-06

University of Wisconsin-Oshkosh

Defensive Backs 2004



CEDRIC SMITH

ASST. STRENGTH & CONDITIONING

Cedric Smith enters his sixth season on the Denver Broncos' coaching staff in 2006 as assistant strength and conditioning coach. He teams with Strength and Conditioning Coach Rich Tuten and assistant Greg Saporta in handling all aspects of the Broncos' in-season and offseason programs for players.

Smith, who played seven years in the NFL as a fullback from 1990-98, spent two years as a fitness manager and consultant with Gold's Gym in Phoenix before joining the Broncos.

During his playing career, Smith played for Minnesota (1990), New Orleans (1991), Washington (1994-95) and Arizona (1996-98). He saw action in 72 career games (14 starts) and rushed 40 times for 100 yards (2.5 avg.) with a long of 13 and two touchdowns while catching 20 passes for 141 yards (7.1 avg.) with a long of 28 and two touchdowns. He also returned five kickoffs for 83 yards (16.6 avg.) during his career.

Smith's most productive season came with Washington in 1994 when he played 14 games and started eight, rushing for 48 yards on 10 carries and catching 15 passes for 118 yards with a touchdown. He spent his final season, 1998, on injured reserve with the Cardinals.

Smith, 38, was a three-year starting fullback at the University of Florida, where he paved the way for Emmitt Smith, the NFL's all-time leading rusher, and where Tuten was strength and conditioning coach during that time. A three-time Southeastern Conference All-Academic selection, Smith rushed for 389 yards and four touchdowns on 102 carries during his collegiate career.

He earned a degree in rehabilitative counseling from Florida, and in 1992-93, while out of football, worked in a mental hospital in Gainesville, Fla.

Smith was born May 27, 1968, and was an All-Alabama fullback at Enterprise (Ala.) High School. He and his wife, Nicole, have three sons: Chandler (13), Canyon (10) and Cole (6). The family makes its home in Parker, Colo.

COACHING EXPERIENCE

6th NFL Season (6th with Broncos)

Denver Broncos

Asst. Strength and Conditioning 2001-2006



JIMMY SPENCER

ASSISTANT DEFENSIVE BACKS

Jimmy Spencer enters his fourth year on the Denver Broncos' coaching staff in 2006 and his second season assisting Bob Slowik with the instruction of the club's defensive backs. Spencer began his coaching career as a player/coach with the Broncos in 2003, becoming the first person in the

NFL to perform a player/coaching role since Dan Reeves with the Dallas Cowboys in 1970-71.

Spencer played cornerback for 12 seasons in the NFL, including four years (2000-03) with the Broncos. The 37-year-old concentrated solely on coaching for the 2004 season after participating in Denver's training camp that year as a player.

In 2005, Spencer served as assistant defensive backs coach on a Broncos team that posted a 13-3 record, won the AFC West title and advanced to the AFC Championship Game. Denver's secondary helped the team register its highest interception total (20) in four years and featured two Pro Bowl selections (cornerback Champ Bailey and safety John Lynch) as well as one Associated Press All-Pro (Bailey). In addition, the Broncos' defensive backs were instrumental in the team tying for third in the NFL in scoring defense (16.1 ppg.).

Spencer began the 2004 season as assistant defensive backs coach before he was named defensive backs coach in early November. He instructed a Broncos secondary that ranked fifth in the AFC (6th in NFL) against the pass, allowing only 184.2 yards per game to help the Broncos earn their second consecutive postseason berth. His secondary featured two Pro Bowl selections in Lynch and Bailey, who also earned the first All-Pro nomination (Associated Press) of his career after joining the Broncos in an offseason trade.

As a player, Spencer appeared in 177 career games (81 starts) with the Saints (1992-95), Bengals (1996-97), Chargers (1998-99) and Broncos (2000-2003). He totaled 26 career interceptions, 127 passes defended and 446 tackles (387 solo).

Spencer returned two of his interceptions for touchdowns—both in 2000 with Denver—and also returned a fumble for a touchdown. A standout at the University of Florida, Spencer entered the NFL as an eighth-round draft choice (215th overall) of the Redskins in 1991 and spent that season on Washington's practice squad.

Born March 29, 1969, in Manning, S.C., Spencer and his wife, Tanya, reside in Parker, Colo.

COACHING EXPERIENCE

4th NFL Season (4th with Broncos)

Denver Broncos

Assistant Defensive Backs 2005-06

Defensive Backs 2004

Player/Assistant Defensive Backs 2003



BOBBY TURNER

RUNNING BACKS

Bobby Turner begins his 12th season as the Denver Broncos' running backs coach in 2006. Turner, who entered the NFL's coaching ranks when he joined Denver's staff in 1995, also worked for 20 years as a college assistant and has 34 combined years

of coaching experience at the professional, collegiate and high school levels.

In his final collegiate coaching stop before moving to the NFL, Turner served as assistant head coach, offensive coordinator and running backs coach at Purdue University from 1991-94. Turner was the running backs coach at Ohio State University from 1989-90, a period when the Buckeyes went to two bowl games and had one of the best running games in the Big Ten Conference.

Before his stint at Ohio State, Turner coached the running backs at Fresno State University (1983-88) and at his alma mater, Indiana State University. He accepted a position coaching Indiana State's running backs and quarterbacks in 1975

COACHING EXPERIENCE

12th NFL Season (12th with Broncos)

Denver Broncos

Running Backs 1995-2006

Purdue University

Asst. Head Coach/Offensive Coordinator/

Running Backs 1991-94

Ohio State University

Running Backs 1989-90

Fresno State University

Running Backs 1983-88

Indiana State University

Defensive Backs/Special Teams Coordinator 1982

Running Backs/Special Teams Coordinator 1978-81

Defensive Backs/Strength & Conditioning 1976-77

Running Backs/Quarterbacks/

Strength & Conditioning 1975

Haworth High School (Ind.)

Assistant Coach 1972-74

and also worked as the team's strength and conditioning coordinator that season. Turner was Indiana State's defensive backs coach as well as its strength and conditioning coordinator from 1976-77 before working as the team's running backs coach and special teams coordinator from 1978-81. In his final year at Indiana State in 1982, he coached defensive backs and served as special teams coordinator.

Turner, 57, began his coaching career at Haworth High School in Kokomo, Ind., where he was an assistant coach with the football and basketball teams from 1972-74.

Turner enjoyed a fine career as an all-conference defensive back at Indiana State, where he played both football and basketball. He tied the school's single-season record as a sophomore by recording nine of his 16 career interceptions, including two returned for touchdowns.

He earned his bachelor's degree in health and physical education from Indiana State in 1972 before receiving his master's degree in education/administration from the school in 1976. Turner was born May 6, 1949, in Midway, Ala., and grew up in East Chicago, Ind.

Bobby and his wife, Kimberly, have three daughters—Nacole, Krishana and Kiaana—and make their home in Centennial, Colo.



RICH TUTEN

STRENGTH & CONDITIONING

Rich Tuten enters his 12th season as the Denver Broncos' strength and conditioning coach in 2006. He coordinates the organization's year-round strength and conditioning program with assistance from Greg Saporta and Cedric Smith.

Under his guidance during the Mike Shanahan regime, Tuten's offseason strength and conditioning program has become a model among NFL franchises. It has been overwhelmingly successful, not only in terms of attendance by Broncos players but in their performance on the field, as the Broncos were able to capture back-to-back World Championships in 1997 and '98 and advance to the AFC Championship Game in 2005.

Tuten came to the Broncos in 1995 from the University of Florida, where he was the director of strength and conditioning from 1980-87 and also from 1993-94. He was the athletic strength director at the University of North Carolina from 1988-92.

While at both schools, Tuten supervised the strength and conditioning programs for every intercollegiate sport. With Florida, he also served as the head strength and conditioning coach for the nationally ranked Gators football team. At North Carolina, Tuten helped the Tar Heels make major advancements in their strength and conditioning program, enabling the school to compete with the top collegiate programs in the country.

Tuten, 52, has coached with four current members of the Broncos' coaching staff at the college level. He worked with Head Coach Mike Shanahan, Assistant Head Coach Mike Heimerdinger and Defensive Backs Coach Bob Slowik at Florida in the early 1980s and with his assistant Greg Saporta at both Florida and North Carolina from 1981-94.

A 1978 Clemson University graduate, Tuten was a three-year letterman and starting nose guard for the Tigers. He was named to the All-America Strength team in 1978 and was part of the 1978 ACC champion Tiger squad. Tuten registered nine tackles and three sacks against Maryland that season to help clinch the conference title, and he earned ACC Defensive Player of the Week honors for his efforts.

Tuten received a bachelor's degree in therapeutic recreation from Clemson in 1978.

Born Dec. 30, 1953, Tuten attended Wakefield High School in Arlington, Va., where he participated in football, wrestling and track. He is a native of Columbia, S.C. He and his wife, Donna, reside in Littleton, Colo., and have two sons: Will and Matt.

COACHING EXPERIENCE

12th NFL Season (12th with Broncos)

Denver Broncos

Strength & Conditioning1995-2006

University of Florida

Director of Strength & Conditioning1993-94

University of North Carolina

Athletic Strength Director1988-92

University of Florida

Director of Strength & Conditioning1980-87



STEVE WATSON

WIDE RECEIVERS

COACHING EXPERIENCE

6th NFL Season (6th with Broncos)

Denver Broncos

Wide Receivers2003-06
Defensive Assistant2001-02

Steve Watson enters his fourth season coaching the Denver Broncos' wide receivers in 2006 and his sixth overall year on the club's coaching staff. Before moving over to the offensive side of the ball, Watson performed the role of defensive assistant for the Broncos from 2001-02.

A former star wide receiver for the Broncos in the 1980s, Watson came back to the team in a coaching capacity when he worked with the club in training camp as a coaching intern in 2000. He continued working with the team at all home games during that season in preparation for the full-time role as defensive assistant that he accepted in 2001.

Since becoming wide receivers coach in 2003, Watson has helped Rod Smith maintain his elite level of play that has earned the veteran respect throughout the NFL. In three years with Watson as his position coach, Smith ranks in the NFL's top 10 in both receptions (238 - 9th) and receiving yards (3,094 - 10th) while earning one Pro Bowl selection (2005). In addition, Watson developed Ashley Lelie into one of the game's top deep threats as evidenced by the receiver leading the NFL in yards per reception average (18.7) from 2003-05.

In 2005, Watson's group of wide receivers helped the Broncos post a 13-3 record, win the AFC West title and advance to the AFC Championship Game. Smith was named to the Pro Bowl for the third time in his career and for the first time since 2001 by posting his second consecutive 1,100-yard receiving season (1,105). Smith in 2005 became the first undrafted player in NFL history to reach 10,000 career receiving yards and ranked ninth in the league in receptions (85) for the year.

Lelie also led the NFL in yards per reception average (18.3) for the second consecutive year under Watson's guidance in 2005, posting 42 receptions for 770 yards.

Watson's wide receivers excelled in 2004, helping the Broncos boast the AFC's No. 3 pass offense at 249.9 net yards per game (6th in NFL) and record the fourth-most passing yards in a season (3,999) in club history. Individually, Smith became the franchise's all-time leader in receptions and touchdowns and finished the year with a team-high 79 catches for 1,144 yards (14.5 avg.) with seven touchdowns. Lelie joined with Smith to give Denver just its sixth pair of 1,000-yard receivers in the same season as he totaled a career-best 1,084 yards on 54 receptions with seven touchdowns.

Lelie blossomed into one of the NFL's top deep threats under Watson in 2004, leading the league in yards-per-reception average (20.1) for the best mark by a Bronco in 17 years. Additionally, all seven of his touchdown catches went for 30 or more yards, marking the NFL's highest total in that category in 2004 and the second-best single-season total in Broncos annals.

In his first year as wide receivers coach in 2003, Watson helped the offense once again flourish and helped his corps of receivers make a smooth transition to a new starting quarterback, Jake Plummer. Smith, for the third consecutive season, led the team in receptions (74) and led the team in receiving yards (845) for the seventh consecutive year. Additionally, Watson helped second-year receiver Lelie grow into a starter as he made 37 receptions for 628 yards (17.0 avg.).

One of the most popular players in team history, Watson was a wide receiver for the Broncos from 1979-87, finishing his sterling career with 353 receptions for 6,112 yards (17.3 avg.) with 36 touchdowns. He ranks fifth on the Broncos' career list for receiving yards, seventh in receptions and eighth in touchdown receptions. Watson also was recognized as an outstanding special teams player during his pro career.

Watson had three 1,000-yard receiving seasons (1981, '83 and '84) and was named to the Pro Bowl in 1981. That year, he posted the best numbers of his career for yardage (1,244), touchdowns (13) and reception average (20.7) while his career single-season high of 69 receptions came in 1984.

Watson had 16 100-yard games and 49 consecutive games with at least one reception as a player. He had single-game highs of 11 receptions (1984, vs. Pittsburgh in the playoffs) and 183 yards (on 10 receptions at the Los Angeles Rams in 1982).

Watson, 49, joined the Broncos in 1979 as a free agent from Temple University, where he was a four-year letterman at wide receiver. He was selected to the All-East team, playing in the East-West Shrine Game to close out his college career. Watson also won three letters and two conference championships as a long jumper, graduating with a degree in parks administration.

A native of Baltimore, Watson was born May 28, 1957, and was a three-sport star at St. Mark's High School in Wilmington, Del. He and his wife, Pam, have a son, Stephen Ross Jr. (18), and two daughters, Brittany (20) and Rachel (16). The family resides in Cherry Hills Village, Colo.

FOOTBALL OPERATIONS

**JIM GOODMAN****DIRECTOR OF PLAYER PERSONNEL**

Jim Goodman is in his ninth year with the Denver Broncos in 2006 and begins his first year as Director of Player Personnel, a position he was named to on April 25, 2006. He spent the last four years (2002-05) as the Broncos' director of college scouting.

In his first four years (1998-2001) with the Broncos' organization, Goodman worked as an area scout, evaluating the South region.

Goodman is in charge of managing the Broncos' overall scouting process and all aspects of its year-round schedule as well as coordinating the work of the club's area scouts. He also is involved in the overall acquisition of players and in overall personnel department matters.

Goodman was hired by the Broncos in May 1998 after four successful seasons on the coaching staff of Rice University, where his duties also included coordinating the program's recruiting efforts. Goodman coached the tight ends and special teams all four years (1994-97) and added the duties of wide receivers coach for the 1997 season. The Owls were Southwest Conference co-champions in 1994 and produced three of the best special teams seasons in school history during Goodman's tenure.

Goodman was an associate athletic director in charge of football recruiting at Clemson University from 1991-93 and also coached the team's kickers. He earned consideration among the nation's top-10 recruiting coordinators by the *Chicago Sun-Times* for his work at Clemson. Goodman was an assistant athletic director in charge of recruiting and high school relations at the University of Florida from 1989-90 and was recruiting coordinator and wide receivers coach at the University of Arkansas from 1986-88.

Goodman began his coaching career at Vanguard High School (1974-75) in Ocala, Fla., before moving into the collegiate ranks at the University of North Alabama (1976-78). He then was head coach and athletic director at Marion (Ala.) Institute Junior College (1979-80), where his teams ranked in the top 15 in the national polls both seasons. He also coached the school's baseball team.

Goodman coached outside linebackers at the U.S. Air Force Academy under Ken Hatfield in 1981 before accepting the head coaching position at Valdosta (Ga.) State (1982-84), where he also served as associate athletic director before accepting the full-time athletic director's position in 1985. As coach, he started a program from scratch and fashioned a 15-16-1 record over three years with a squad that included former Atlanta Falcons All-Pro linebacker Jesse Tuggle.

Goodman, 54, holds an associate's degree from Chipola Junior College (1972), a bachelor of science in physical education from Florida (1974) and a master's in education administration from North Alabama (1977).

A native of Blountstown, Fla., where he attended Blountstown High School, Jim and his wife, Jennie, have three adult children: Jeff, Nancy and Tyler. Jeff—a former wide receiver at the University of Florida who is in his first year as a scout with the Broncos—was married in the spring of 2004. Nancy earned both her bachelor's and master's degree from the University of Florida. She was married to Thomas Estes in May 2006, and they reside in Atlanta. Tyler, who works as an intern for the equipment department of the Denver Broncos, is in his senior year at Florida.

**BOBBY BEERS****COLLEGE SCOUT**

Bobby Beers enters his third full season as a college scout with the Denver Broncos in 2006 and evaluates the Northwest region for the club. Beers joined the Broncos' scouting department during the 2003 season.

Beers, 33, entered the NFL ranks after working for the Arena Football League's Colorado Crush during its inaugural 2003 season. Beers was heavily involved in all areas of the Crush's personnel and coaching activities. His responsibilities ranged from coordinating the offense to personnel and included the hiring of team staff.

From 2000-02, he coached wide receivers and quarterbacks for NFL Europe's Berlin Thunder while also assisting with the team's passing game. The Thunder was among the league leaders in passing during his tenure with the team, and his efforts helped Berlin capture consecutive World Bowl titles from 2001-02.

After beginning his coaching career in the high school ranks at Columbia Falls High School in Columbia Falls, Mont., as its offensive coordinator and working with the defensive secondary, Beers moved on to be a graduate assistant at San Jose State University in 1997 instructing its defensive backs. He then coached the secondary at Montana State University from 1998-99.

A 1996 graduate of Western Montana College (currently known as the University of Montana-Western) with a bachelor's degree in education, Beers was a three-time all-conference wide receiver as well as an All-America selection for the school. He also handled various special teams duties as a player, including kick returner, punt returner and punter.

Beers was inducted into UM-Western's Athletic Hall of Fame in 2005.

Beers, born March 5, 1973, was selected all-conference as a wide receiver at Missoula Hellgate High School in Missoula, Mont.

He and his wife, Cindy, have a 2-year-old daughter, Megan, and reside in Billings, Mont.

**SCOTT DISTEFANO****COLLEGE SCOUT**

Scott DiStefano is in his 25th year with the Denver Broncos' personnel department in 2006 and scouts the Midwest region for the club.

He began his career with the Broncos scouting the Rocky Mountain and Southwest regions before shifting his focus to the Midwest in 1990.

DiStefano, 49, was a quarterback at Colorado State University from 1976-80. Although he had opportunities to play for the Hamilton Tiger-Cats and Edmonton Eskimos of the Canadian Football League, he opted to begin his coaching career as a graduate assistant at Colorado State in 1981. He served in that capacity for the year before coming to the Broncos in 1982.

A native of Alliance, Ohio, DiStefano was an all-conference quarterback in 1975 at Alliance High School, the same school that produced Pro Football Hall of Fame quarterback Len Dawson. Among the honors bestowed upon him was the 1974 Massillon (Ohio) JayCee's conference sportsmanship award, a prestigious honor from such a football-rich region of Ohio.

DiStefano makes his home in Chicago.

**JEFF GOODMAN****COLLEGE SCOUT**

Jeff Goodman enters his first year as a college scout with the Denver Broncos in 2006 and evaluates the Southeast region for the NFL team.

A former wide receiver at the University of Florida, Goodman spent the last three years as an associate in the law firm of Balch & Bingham LLP in Birmingham, Ala. Goodman was a member of the firm's litigation section and worked in its sports agency and regulation practice area.

Goodman, 28, received a juris doctorate degree in 2003 from Florida State University, where he graduated with magna cum laude honors. He graduated in three years from the University of Florida with a bachelor's degree in business management in 2000.

Goodman was a member of the Gators' football team during the 1998 and '99 seasons and was a member of the Rice University football team as a freshman in 1997.

A graduate of Holmes County High School in Bonifay, Fla., Jeff Goodman is the son of Broncos Director of Player Personnel Jim Goodman. Jeff is married to Marissa, and the couple resides in Birmingham, Ala.

**ED LAMBERT****COLLEGE SCOUT**

Ed Lambert is in his fifth year as a college scout with the Denver Broncos in 2006 and evaluates the South and West regions for the club. A veteran of 26 years in the college and professional coaching ranks, Lambert came to the Broncos in 2001 from Vanderbilt University, where he served as assistant head coach and running backs coach.

Lambert coached 10 years at Vanderbilt, including one season (1997) as offensive coordinator, overseeing an improvement in all major statistical categories from the previous season. Lambert joined the Vanderbilt staff in 1992 after four seasons at Baylor University, where he coached the quarterbacks and running backs. He

helped lead the Bears to an 8-4 record in 1991 and a berth in the Copper Bowl.

Lambert's other collegiate coaching experience came at the University of New Mexico (assistant head coach/offensive coordinator, 1987), Iowa State University (running backs, 1986), University of California (running backs, 1982-83), Howard University (inside linebackers/defensive ends, 1981) and Boise State University (running backs, 1976-80). In his final season at Boise State, the Broncos won the NCAA Division I-AA national championship.

Lambert coached two seasons in the United States Football League with the Los Angeles Express, tutoring the running backs. He has also served NFL coaching fellowships in training camp with the Philadelphia Eagles (1995), Atlanta Falcons (1993) and Seattle Seahawks (1991).

Lambert, 58, began his coaching career in 1972 at Ravenswood High School in East Palo Alto, Calif., and in 1974, moved to Fremont High School in Oakland, Calif.

A native of Beaumont, Texas, Lambert was born June 23, 1948, and is a graduate of McClymonds High School in Oakland, Calif. He was an All-Golden Gate Conference defensive lineman at Oakland's Merritt College in 1967 and an All-Coast offensive lineman at California State-Hayward in 1969, helping lead his team to the Far Western Conference championship. Lambert earned his bachelor's degree in physical education from San Jose State University in 1972.

He and his wife, Jeanette, have two grown children: Lamar and Charisse. He also has three grandchildren: Kalen, Asai and Mikayla.



CAL MCCOMBS

COLLEGE SCOUT

Cal McCombs enters his first year with the Denver Broncos in 2006 and scouts the Northeast region for the club.

McCombs joins the Broncos after spending the last seven years (1999-2005) as the head coach at Virginia Military Institute, where he was named Southern Conference Coach of the Year in 2002.

All but two of McCombs' 37 years of coaching experience have come at a military college, including a 15-year stint at the United States Air Force Academy as its secondary coach from 1984-89 and defensive coordinator from 1990-98.

With McCombs on Air Force's staff from 1984-98, the Falcons compiled a 119-64-1 record (.649), appeared in 10 bowl games (5-5 record), won two Western Athletic Conference Championships and won a WAC Mountain Division Championship.

McCombs worked for 13 years as an assistant coach at The Citadel from 1971-83, holding positions as defensive coordinator, recruiting coordinator, defensive backs coach, quarterbacks coach, offensive back coach and academic counselor.

McCombs began his coaching career in 1969 as a graduate assistant at the University of South Carolina, where he also worked in the same capacity during the 1970 season.

McCombs was a two-year letterwinner in football at The Citadel (1965-66), earning All-Southern Conference accolades in that sport as well as in track and field (high jump). He graduated from The Citadel in 1967.

McCombs was born Aug. 4, 1945, in Belton, S.C. He and his wife, Lynne, reside in Lexington, Va., and have two children: Will (35) and Layne (32). He also has two grandchildren: Bennett and Calvin.



GREG MILLER

COLLEGE SCOUT

Greg Miller is in his ninth year scouting for the Denver Broncos in 2006 and works the Midwest and Southwest regions for the club.

Miller spent 1994-97 as a regional scout for National Football Scouting, evaluating prospective NFL talent from colleges in nine upper-Midwest states. His duties included performing the first line of evaluation, rating and computer-generated reporting on hundreds of college players for 14 NFL clubs, as well as assisting in the planning and execution of the National Invitational Camp, which is commonly referred to as the NFL's Scouting Combine.

A 51-year-old native of Mitchell, S.D., Miller was an all-state defensive tackle, team MVP and team captain at Mitchell Senior High School, where he also participated in baseball, basketball and track. He earned a football scholarship to Iowa State in 1973 and transferred in 1975 to South Dakota State, where he was a three-year starter at offensive tackle and team captain as well as a two-time all-conference pick.

Before his stint with NFS, Miller worked 16 years for International Multifoods, ascending from District Sales Coordinator to Director of Operations for the entire West region by 1994.

Greg's wife, Jane, is a registered nurse. They have a daughter, Adrienne, and two sons, Mike and Nolan, and make their home in Grand Island, Neb. Adrienne, a graduate of the University of Nebraska-Lincoln, holds a graduate degree from the University of South Dakota and is employed as a physician assistant in the Mayo Clinic's Department of Neurosurgery. Mike is a graduate of the University of Nebraska-Omaha, where he was an offensive lineman and assistant to the offensive line coach. He will spend the 2006 NFL season in an internship with the Philadelphia Eagles as an assistant to the director of pro scouting. Nolan plays baseball at Augustana College in Sioux Falls, S.D.



CORNELL GREEN

SCOUTING CONSULTANT

Cornell Green is in his 27th year scouting in the NFL and his 20th year doing so for the Broncos' organization in 2006, beginning his second season as a scouting consultant for the club. Green has scouted the Southwest, South, East and Midwest regions earlier in his career with the Broncos.

Before his involvement with the Broncos' organization, Green scouted for the Dallas Cowboys during and after his illustrious playing career. Green began scouting for the Cowboys in 1970 while still an active player and continued scouting through 1979, at which time he entered private business until coming

to the Broncos in 1987.

Green, 66, was signed by the Cowboys as a free agent and went on to play for Dallas from 1962-75, seeing time at cornerback for 10 years before moving over to safety for his last four seasons. Green earned Pro Bowl honors seven times, winning that honor at both cornerback and safety.

He did not play college football but was a two-time All-America basketball player (1959-60 and 1961-62) at Utah State, where he averaged 23 points per game at forward for the Aggies from 1959-62. Green is a member of the Basketball Hall of Fame in both the states of Oklahoma and Utah. His brother, Pumpsie Green, had a lengthy career in major league baseball.

A native of Boley, Okla., Cornell and his wife, Betty, have two children, Randy and Ronney, and make their home in Dallas.



CHRIS TRULOVE

COORDINATOR OF PRO SCOUTING

Chris Trulove begins his 13th year with the Denver Broncos' organization in 2006 and his 12th season in the player personnel department. After five years as the team's pro personnel assistant, he began his role as the pro scout in 2000 and was named coordinator of pro scouting before the start of the 2006 season.

Trulove, 35, has seen his responsibilities increase each season and initially was under the tutelage of former Pro Scouting Director Jack Elway. He is now responsible for joining General Manager Ted Sundquist in the scouting and planning of unrestricted, restricted and street free-agent acquisitions. His duties include the scouting of players for potential trades, released players from around the league as well as prospects from NFL Europe, the Canadian Football League and the Arena Football League. These efforts include extensive game film review, player research, written evaluations and player tryouts.

Trulove also assists Director of Player Personnel Jim Goodman in preparing office reports for the college draft as well as participating in draft meetings.

Trulove began his tenure with the Broncos in 1994 as a player personnel and marketing intern, moving full-time into player personnel after the '94 season.

A native of Laurinburg, N.C., Trulove was born April 27, 1971, and is a graduate of Scotland County High School. He acquired a bachelor's degree in business administration from the University of North Carolina in 1993 and a master's degree in sport management from the University of Georgia in 1994.

Chris and his wife, Shanda, reside in Highlands Ranch, Colo.



MIKE BLUEM

DIRECTOR OF FOOTBALL ADMINISTRATION

Mike Bluem is in his 12th season with the Denver Broncos' organization in 2006 and begins his second year as the club's director of football administration.

Bluem spent his first five years with the club as a college scouting assistant before being promoted to coordinator of college scouting operations in 2000. He took on additional responsibilities with the salary cap in 2001 when he was named coordinator of football administration, a position he held until 2005 when he was promoted to director of football administration.

Bluem came to the Broncos as an intern in 1995, assisting in the College Scouting Department and helping to design and implement the Broncos' computerized Player Personnel System.

Bluem's current responsibilities include working closely with General Manager Ted Sundquist and Head Coach Mike Shanahan on all player transactions and trades; negotiating player contracts; managing the salary cap, including forecast analysis of future years as well as compliance with the Collective Bargaining Agreement and NFL Player Personnel rules; and assisting in the operations of college and pro scouting.

Bluem, 33, previously held a position with the Liberty University baseball team, assisting in computer-related areas, including statistics management.

A native of Lewisville, Texas, Bluem earned his bachelor's degree in sports management from Liberty University in Lynchburg, Va., in 1995. He attended high school at Temple Christian Academy in Lewisville.

Mike and his wife, Shelley, make their home in Highlands Ranch, Colo. They have two young children: Zackary and Kylie.



DAVE BRATTEN

COLLEGE SCOUTING COORDINATOR

Dave Bratten is in his eighth season with the Denver Broncos' organization in 2006 and his sixth year in the college scouting department.

Bratten's current duties include player evaluation, research and systems development.

Bratten, 32, came to the Broncos in 1997 as a media relations intern.

He earned his master's degree in sports management from Georgia Southern University in 1998 and his bachelor's degree in English from Monmouth (Ill.) College in 1996. He is a graduate of Arvada West High School in Arvada, Colo.

Dave and his wife, Kim, reside in Lakewood, Colo.



MIKE MASCENIK

PLAYER PERSONNEL ASSISTANT

Mike Mascenik is in his seventh season with the Denver Broncos' organization in 2006 and enters his third year in the player personnel department.

Mascenik's current duties include assisting in the evaluation of restricted free agents, evaluating street free agents for potential tryouts and monitoring league-wide injuries as well as the NFL's waiver wire. He also is involved in the planning of all unrestricted free agent visits.

Mascenik, 29, came to the Broncos in 1997 as a video intern. After working at a film studio in Denver in 1998, he rejoined the Broncos in 1999 as a video assistant, a position he would hold until joining the personnel department before the 2004 season.

Mascenik earned a bachelor's degree in technical communication and general studies from Metropolitan State College of Denver in 2000 and also holds an associate's degree from the school. He is a graduate of Chatfield High School in Littleton, Colo.

Mike and his wife, Cathy, reside in Aurora, Colo.





JOE ELLIS

**EXECUTIVE VICE PRESIDENT
OF BUSINESS OPERATIONS**

Having rejoined the club from the National Football League office in 1998, where he had been Vice President of Club Administration and Stadium Management, Joe Ellis is in his ninth season as Executive Vice President of Business Operations for the Denver Broncos in 2006.

Ellis was a driving force in helping with the creation of INVESCO Field at Mile High and is an extremely active participant in all aspects of the stadium's management and development. In this capacity, he has worked very closely with important members of the political, business and civic communities that comprise the cultural fabric of Denver.

In addition, he is responsible for business and financial management, marketing and sales functions, media relations, ticket operations, and facilities and administrative operations for the National Football League team.

Ellis came to his present position with comprehensive expertise in the areas of stadium operations, fiscal planning, personnel management, marketing, media and community relations. He also oversees Stadium Management Company (SMC), which operates and manages INVESCO Field at Mile High.

Ellis had his first stint with the Broncos as director of marketing from 1983-85 when he was in charge of all marketing and promotions done by the team during this period.

He left the Broncos following the 1985 season to obtain his master's degree from the J. L. Kellogg School of Management at Northwestern University. He graduated from Northwestern in 1988 and joined the NFL in 1990.

While with the NFL, Ellis was involved in several aspects of league operations with a strong focus on new stadium development. Ellis was especially involved in the league's oversight of the Cleveland Browns' reentry into the NFL in 1999.

Ellis represents the Broncos on numerous boards and civic organizations in the metropolitan area and is a 1980 graduate of Colorado College.

Joe and his wife, Ann, have three children, sons Si and Zander, and daughter Catherine.



EXECUTIVE STAFF



Rich Slivka
General Counsel/
Senior Vice President of
Administration

VICE PRESIDENTS



Jim Saccomano
Vice President
of Public Relations



Jim Barlow
Vice President
of Finance



Greg Carney
Vice President
of Marketing



Chip Conway
Vice President
of Operations



Cindy Galloway Kellogg
Vice President of
Community Development



Rick Schoenhals
Vice President of
Information Technology

OFFICE OF THE PRESIDENT

Bowlen Sports, Inc., is the corporate general partner of the Denver Broncos Football Club. BSI maintains responsibilities in the areas of finance and corporate family matters.

Mr. Pat Bowlen is the President and CEO of Bowlen Sports, Inc., as well as the Denver Broncos Football Club.



Lisa Williams
Executive Assistant
to the President and CEO



Yolanda Saltus
Special Assistant



Jim Schafer
Assistant to the President



Veronica Ibarra
Executive Assistant

ADMINISTRATIVE STAFF



Elaine Woodworth
Executive Asst. to Exec.
VP of Business Operations



Diane Nelson
Executive Asst. to
General Counsel/Senior VP of Administration

FOOTBALL ADMINISTRATIVE STAFF



Cindi Lowe
Secretary to
Head Coach



Pam Papsdorf
Assistant to the
General Manager



Kristi Nichols
Assistant Coaches
Secretary



Fred Fleming
Pro Scouting/
Dir. of Special Services



Betsy Klein
Exec. Dir. of Player &
Organizational Development

MEDICAL STAFF



Steve Antonopoulos
Head Athletic Trainer



Corey Oshikoya
Assistant Athletic Trainer



Scott Trulock
Assistant Athletic Trainer

EQUIPMENT



Chris Valenti
Equipment Manager



Jason Schell
Asst. Equipment Manager



Mike Harrington
Asst. Equipment Manager

VIDEO



Kent Erickson
Director of Football Technology



Gary McCune
Video Operations Manager



Steve Boxer
Video Assistant



Kirt Horiuchi
Video Assistant

MEDIA RELATIONS



Paul Kirk
Director of Media Relations



Rebecca Villanueva
Media Services Manager



Patrick Smyth
Media Information Coordinator



Dave Gaylinn
Media Relations Assistant

COMMUNITY DEVELOPMENT



Kelly Brown
Manager, Community
Development



Pamela Krotchko
Manager, Denver
Broncos Charities



Billy Thompson
Director of Alumni
Relations

FINANCE



Fred Krebs
Manager of
Cash/Treasury



Dianne Sehgal
Controller



Roberta Best
Accounts Payable



Timi Dennis
Payroll Administrator



Gina Johnson
Accounts Payable



Nanette Thompson
Financial Accountant



Deanna Torres
Accountant



Kelly Trimble
Manager of
Travel Services



Sheila Webb
Revenue Accountant

HUMAN RESOURCES



Sheila Thomas
Director of Human
Resources



Heather Herbert
Insurance and Benefits
Administrator

INFORMATION TECHNOLOGY



Chris Newman
Network Manager



Erik Towt
Network Analyst



Tony Lazzaro
Manager of Football
Information Technology



Mike Corey
Network Technician



Jason Moore
Network Technician

MARKETING



Steve Harbula
Sr. Director of Marketing
Communications



Brady Kellogg
Director of
Corporate Partnerships



Amy Marolf
Sr. Manager, Corporate
Partner Services



Andrew Mason
Managing Editor,
DenverBroncos.com



Bobby Mestas
Manager, Special Events
& Fan Development



Kyle Sonneman
Online Marketing
Coordinator



Derek Thomas
Manager, Marketing
Partnerships



Derek Marlin
Corporate Partnership
Executive



Sandy Bretzlauf
Manager of Partnerships
& Game Day Marketing



Annie Hellerstein
Graphic Designer



Patrick Brougham
Fan Development
Coordinator



J. Michael Moore
Publications
Coordinator



Brad Post
Mascot Coordinator



Neda Zanganeh
Coordinator, Corporate
Partner Sales and Services



Danielle Solano
Receptionist



Michael Young
Senior Director of
Special Projects

CHEERLEADERS



Teresa Shear
Director of Cheerleaders
& Game Day Entertainment



Shelly Trujillo
Assistant Director,
Cheerleaders



Shawna Peters
Director, Jr. Cheerleaders

OPERATIONS



Darin Krueger
Facility Coordinator



Adam Newman
Operations Assistant



Aaron Kalina
Operations Assistant



Meghan Zobeck
Operations/Player
Personnel Assistant



Maeve Drake
Receptionist

TURF OPERATIONS



Troy Smith
Turf Manager



Nick McNamee
Assistant Turf Manager



Jon Tucker
Assistant Turf Manager

TICKET OPERATIONS



Kirk Dyer
Exec. Director of
Ticket Operations and Admin.



Dennis Moore
Exec. Director of
Premium Seating



Katie Delay
Director of
Ticket Operations



Clark Wray
Ticket Operations and
Database Manager



Chad Robertson
Premium Seat Sales
Manager



Lee Twarling
Premium Seat Sales
Manager



Angela Criscuolo
Premium Services
Manager



Kurt Holltschlag
Suite Sales
Manager



Patti Barban
ADA Supervisor



John Donaldson
Premium Seat
Representative



Aaron Cook
Premium Seat
Representative



Stacie Quinton
Assistant Ticket
Manager

STADIUM MANAGEMENT COMPANY



Mac Freeman
Vice President of Stadium Operations



Andy Gorchov
Director of Stadium Operations



Lorraine Spargo
Director of Special Projects



Patty Moser
Director of Sales



Wayne Bottom
Chief Engineer



Brian Mitchell
Broadcast & Production Manager



Scott Blik
Security and Safety Manager



Kathy Burris
Office Manager



Howard Brown
Conversion Manager



Pat Jordan
A/V Services Manager



John Karpan
Facilities Manager



Ross Kurcab
Turf Manager



Rick Seifert
Communications Manager



Jon Applegate
Parking & Event Services Manager



Garron Bateman
Tech Dir. & Creative Media Designer



Andrew Hoiberg
Assistant Turf Manager



Terry Hutson
Asst. Security Manager



Pat Tetrick
Asst. Security Manager



Terry Hill
Facilities Administrator



Anna Marie Martinez
Special Events Coordinator



Nick Sadri
Dock Supervisor

STADIUM MANAGEMENT COMPANY



Matt Shine
Parking & Site Coordinator




Paige Vittito
Guest Services Coordinator



Jamie Breitweiser
Materials Analyst



Nichole Sluss
Receptionist



Cody Freeman
Turf Technician



Dave Clark
Asst. Chief Engineer



Jerry Dill
Engineer



Steve Eggers
Engineer



Steve Fisher
Engineer



Mike Gray
Engineer



Chad Henderson
Engineer



Ervan Martinez
Engineer



Curt Norton
Engineer



Terrance Perkins
Engineer



John Mills
Facilities

SMC RETAIL OPERATIONS



Tim Kellond
Retail Operations Manager



Sue Vaughn
Retail Administrative Supervisor



Carol Gibbons
Retail Assistant



Steve Grosser
Retail Assistant



Brian Keene
Retail Assistant

DENVER BRONCOS' WINNING TRADITION

Denver Broncos football enters its 47th season in 2006 as the team seeks to return to the pinnacle of success it enjoyed with back-to-back Super Bowl wins in 1997 and '98. Playing for the sixth year at their glistening new stadium, INVESCO Field at Mile High, the Broncos will perform before sellout crowds for the 37th consecutive season, the first 31 of which came at Mile High Stadium. The team has sold out 277 consecutive regular season games and 292 consecutive including playoff games. Broncos fans have watched their team amass one of the NFL's finest records since the club's first winning season in 1973, enduring just five losing seasons—second fewest in the NFL—as shown in the list below.

This season also marks Pat Bowlen's 23rd as President and Chief Executive Officer of the Broncos. During that time, Denver has enjoyed a virtually unmatched level of success in the context of the entire NFL and within the American Football Conference Western Division.

NUMBER OF LOSING SEASONS, 1973-2005

| | | | |
|------------------------------|-----------------------------|--------------------------------|--------------------------------|
| Miami3 | San Francisco13 | San Diego16 | Ariz./Phoenix/St. Louis24 |
| Denver 5 | Seattle13 | Balt. Ravens/Cleveland.17 | <i>Carolina*</i>7 |
| Minnesota7 | Tenn./Houston13 | Chicago18 | <i>Jacksonville*</i>5 |
| Pittsburgh7 | Buffalo14 | Ind. Colts/Bal.18 | <i>Cleveland†</i>5 |
| Oakland/L.A. Raiders9 | Cincinnati14 | New York Giants19 | <i>Houston**</i>4 |
| Washington9 | St. Louis/L.A. Rams14 | New Orleans20 | |
| Dallas10 | Kansas City15 | Tampa Bay20 | <i>*began play in 1995</i> |
| New England10 | Philadelphia15 | Detroit21 | <i>†began play in 1999</i> |
| Green Bay13 | New York Jets16 | Atlanta22 | <i>**began play in 2002</i> |

PAT BOWLEN ERA (1984-2005)

NUMBER OF WINNING SEASONS

| |
|-------------------------------|
| San Francisco17 |
| Miami16 |
| Denver 15 |
| Pittsburgh15 |

DIVISION TITLES

| |
|------------------------------|
| San Francisco12 |
| Pittsburgh9 |
| Denver 8 |
| Chicago8 |
| Dallas7 |
| New England7 |

PLAYOFF APPEARANCES

| |
|-------------------------------|
| San Francisco16 |
| Denver 13 |
| Minnesota12 |
| Pittsburgh12 |
| Miami11 |
| Tennessee/Houston11 |

PLAYOFF GAMES

| |
|-------------------------------|
| San Francisco30 |
| Denver 26 |
| Pittsburgh25 |
| New England23 |
| Buffalo20 |
| Green Bay20 |
| Miami20 |

CONFERENCE CHAMPIONSHIP GAMES

| |
|----------------------|
| San Francisco8 |
| Denver7 |
| Pittsburgh7 |
| Dallas5 |
| New England5 |
| Buffalo4 |

SUPER BOWL APPEARANCES

| |
|------------------------------|
| Denver 5 |
| New England5 |
| Buffalo4 |
| San Francisco4 |
| Dallas3 |
| New York Giants3 |
| Green Bay2 |
| Pittsburgh2 |
| St. Louis2 |
| Washington2 |

WORLD CHAMPIONSHIPS

| |
|------------------------------|
| San Francisco4 |
| Dallas3 |
| New England3 |
| Denver 2 |
| New York Giants2 |
| Washington2 |

AFC WEST TEAM COMPARISONS

WINNING SEASONS

| |
|-------------------------------|
| Denver 15 |
| Kansas City13 |
| Oakland/L.A. Raiders9 |
| San Diego5 |

DIVISION TITLES

| |
|------------------------------|
| Denver 8 |
| Oakland/L.A. Raiders5 |
| Kansas City4 |
| San Diego3 |

PLAYOFF APPEARANCES

| |
|-------------------------------|
| Denver 13 |
| Kansas City9 |
| Oakland/L.A. Raiders8 |
| San Diego4 |

AFC CHAMPIONSHIP APPEARANCES

| |
|------------------------------|
| Denver 7 |
| Oakland/L.A. Raiders3 |
| San Diego1 |
| Kansas City1 |

SUPER BOWL APPEARANCES

| |
|------------------------------|
| Denver 5 |
| Oakland/L.A. Raiders1 |
| San Diego1 |
| Kansas City0 |



More than 650,000 people descended on downtown Denver Jan. 27, 1998, to salute the World Champion Broncos two days after their victory over Green Bay in Super Bowl XXXII in San Diego. A parade through the streets of the city culminated in a rally at Civic Center Park, where Colorado Governor Roy Romer and Denver Mayor Wellington Webb officially welcomed the Super Bowl champions home. A similar gathering was held a year later, Feb. 1, 1999, when the Broncos returned home from Miami after defeating Atlanta in Super Bowl XXXIII. Governor-elect Bill Owens and Mayor Webb joined the festivities to salute the back-to-back World Champs.

DENVER TIES FOR AFC LEAD IN SUPER BOWL APPEARANCES — The Broncos made their sixth Super Bowl appearance against Atlanta Jan. 31, 1999, and that total ties Pittsburgh for the most by any current American Football Conference franchise and ties for the second most in the NFL behind Dallas (8). By winning back-to-back Super Bowls (XXXII and XXXIII) the Denver Broncos became one of just six franchises to “repeat,” marking the seventh time the feat has been accomplished.

MOST SUPER BOWL APPEARANCES

| TEAM | APPEARANCES | GAMES (WINS ASTERISKED) | RECORD |
|--------------------------|-------------|--|------------|
| 1. Dallas Cowboys | 8 | V, VI*, X, XII*, XIII, XXVII*, XXVIII*, XXX* | 5-3 |
| 2. Denver Broncos | 6 | XII, XXI, XXII, XXIV, XXXII*, XXXIII* | 2-4 |
| Pittsburgh Steelers | 6 | IX*, X*, XIII*, XIV*, XXX, XL | 5-1 |
| 4. Miami Dolphins | 5 | VI*, VII*, VIII, XVII, XIX | 2-3 |
| Oakland/L.A. Raiders | 5 | II, XI*, XV*, XVIII*, XXXVII | 3-2 |
| San Francisco 49ers | 5 | XVI*, XIX*, XXIII*, XXIV*, XXIX* | 5-0 |

COMING BACK STRONGER — Since the Super Bowl was first played after the 1966 season, only three teams have won the game and gone on to post a better record the following season, including the 1997-98 Broncos teams. All three teams not only improved their record, but repeated as Super Bowl champions.

SUPER BOWL CHAMPIONS TO POST BETTER RECORDS THE FOLLOWING SEASON

| TEAM | YEAR | RECORD | NEXT YEAR'S REC. | POSTSEASON FINISH |
|-----------------------|-------------|-------------|------------------|------------------------------|
| Denver Broncos | 1997 | 12-4 | 14-2 | Won Super Bowl XXXIII |
| San Francisco 49ers | 1988 | 10-6 | 14-2 | Won Super Bowl XXIV |
| Pittsburgh Steelers | 1974 | 10-3-1 | 12-2 | Won Super Bowl X |

BRONCOS THE MOST VICTORIOUS FOR ANY THREE-YEAR PERIOD — Denver's 34-19 victory over Atlanta in Super Bowl XXXIII gave it the most wins in a three-year period and second-most wins in a two-year period in NFL history.

NFL RECORD FOR MOST WINS IN A THREE-YEAR SPAN*

1. **Denver Broncos, 46 wins (1996-98)**
2. New England Patriots, 45 wins (2003-05)
3. San Francisco 49ers, 45 wins (1988-90)
4. Dallas Cowboys, 44 wins (1992-94)

Miami Dolphins, 44 wins (1971-73)

NFL RECORD FOR MOST WINS IN A TWO-YEAR SPAN*

1. New England Patriots, 34 wins (2003-04)
2. **Denver Broncos, 33 wins (1997-98)**
3. San Francisco 49ers, 32 wins (1989-90)

Miami Dolphins, 32 wins (1972-73)

(* includes postseason)

TOP POSTSEASON HOME RECORDS, SINCE 1970 MERGER (minimum four games)

| TEAM | W | L | PCT. | LONGEST STREAK | CURRENT |
|------------------|-----------|----------|-------------|----------------|-----------|
| 1. Washington | 12 | 1 | .923 | W7 | W5 |
| 2. Buffalo | 9 | 1 | .900 | W9 | L1 |
| 3. New England | 8 | 1 | .889 | W8 | W8 |
| 4. Denver | 12 | 3 | .800 | W6 | L1 |
| Green Bay | 8 | 2 | .800 | W7 | L1 |
| Oakland | 16 | 4 | .800 | W5 | W3 |

TOP FIVE HOME RECORDS, 1974-2005

| TEAM | REGULAR SEASON | POSTSEASON | TOTAL | PCT. |
|---------------|-----------------|-------------|----------|------|
| 1. Denver | 187-61-1 (.753) | 12-3 (.800) | 199-64-1 | .756 |
| 2. Pittsburgh | 175-71-1 (.711) | 15-6 (.714) | 190-77-1 | .711 |
| 3. Miami | 173-73-1 (.702) | 11-6 (.647) | 184-79-1 | .699 |
| 4. Dallas | 165-83-0 (.665) | 14-4 (.778) | 179-87-0 | .673 |
| 5. Washington | 156-90-1 (.634) | 10-1 (.909) | 166-91-1 | .645 |

CHARTING THE BRONCOS' 10 DIVISION TITLES

| YEAR | RECORD | AFC PLAYOFF RECORD | LEVEL REACHED |
|-------|--------|--------------------|------------------------|
| 1977* | 12-2 | 2-0 | Super Bowl XII |
| 1978 | 10-6 | 0-1 | AFC Divisional Playoff |
| 1984 | 13-3 | 0-1 | AFC Divisional Playoff |
| 1986 | 11-5 | 2-0 | Super Bowl XXI |
| 1987* | 10-4-1 | 2-0 | Super Bowl XXII |
| 1989* | 11-5 | 2-0 | Super Bowl XXIV |
| 1991 | 12-4 | 1-1 | AFC Championship |
| 1996* | 13-3 | 0-1 | AFC Divisional Playoff |
| 1998* | 14-2 | 2-0 | World Champions |
| 2005 | 13-3 | 1-1 | AFC Championship |

*denotes seasons in which Broncos secured home-field advantage throughout AFC Playoffs.

THE BRONCOS' STREAKS — Denver's undefeated home finish in 1998 was the club's third in a row, making the Broncos only the fourth franchise in NFL history to complete three consecutive regular seasons at home without losing a game, and only the third to win every home game for three consecutive years. Furthermore, Denver is the only team to accomplish this feat since the 16-game schedule was implemented in 1978. That adds up to a 24-game win streak at Mile High Stadium for the Broncos, the third-longest home winning streak in NFL history. Overall, the 1998 Broncos began the season by reeling off 13 consecutive wins, the second-best start in NFL history, contributing to an NFL-record-tying 18-game winning streak (regular and postseason combined).

MOST CONSECUTIVE UNDEFEATED HOME SLATES IN NFL HISTORY

| TEAM | NO. | YEARS | RECORDS | ACCOMPLISHMENTS |
|---------------|-----|---------|----------------------|----------------------------------|
| 1. Green Bay | 4 | 1929-32 | 5-0, 6-0, 8-0, 5-0-1 | Won NFL title from 1929-31 |
| 2. Denver | 3 | 1996-98 | 8-0, 8-0, 8-0 | Won Super Bowls XXXII and XXXIII |
| Miami | 3 | 1972-74 | 7-0, 7-0, 7-0 | Won Super Bowls VII and VIII |
| Chicago Bears | 3 | 1942-44 | 6-0, 5-0, 4-0-1 | Won 1941 NFL Championship |

TOP FIVE REGULAR-SEASON HOME WIN STREAKS IN NFL HISTORY

| TEAM | YEARS | WINS | ACCOMPLISHMENTS |
|----------------|---------|------|---|
| 1. Miami | 1971-74 | 27 | Played in three consecutive Super Bowls, winning two (VII and VIII) |
| 2. Green Bay | 1995-98 | 25 | Played in back-to-back Super Bowls, winning one (XXXI) |
| 3. Denver | 1996-98 | 24 | Won two Super Bowls (XXXII and XXXIII) |
| 4. Green Bay | 1929-32 | 20 | Won three consecutive NFL titles (1929-31) |
| 5. New England | 2002-05 | 18 | Won three Super Bowls (XXXVI, XXXVIII and XXXIX) |
| Dallas | 1979-81 | 18 | Played in NFC Championship Game after 1979, '80 and '81 seasons |
| Oakland | 1968-70 | 18 | Played in AFL Title Game after 1967 and '68 seasons |

LONGEST WIN STREAKS IN NFL HISTORY (REGULAR AND POSTSEASON COMBINED)

| TEAM | WINS | DATE BEGAN-ENDED | ACCOMPLISHMENTS |
|----------------|------|-------------------|-----------------------------------|
| 1. New England | 21 | 10/5/03-10/31/04 | Won Super Bowls XXXVIII and XXXIX |
| 2. Denver | 18 | 12/21/97-12/13/98 | Won Super Bowls XXXII and XXXIII |
| San Francisco | 18 | 11/27/89-11/18/90 | Won Super Bowl XXIV |
| Miami | 18 | 9/17/72-9/23/73 | Won Super Bowl VII |
| Chicago Bears | 18 | 11/26/33-12/9/34 | Won 1933 NFL Championship |
| Chicago Bears | 18 | 11/9/41-12/13/42 | Won 1941 NFL Championship |

LONGEST REGULAR-SEASON WIN STREAKS IN NFL SINCE 1990

| TEAM | NO. | YEARS | DATES | RECORD IN SEASON STREAK ENDED | RESULTS |
|------------------|-----|---------|-------------------|----------------------------------|------------------------------------|
| 1. New England | 18 | 2003-04 | 10/5/03-10/31/04 | 14-2 | Won Super Bowl XXXIX |
| 2. Pittsburgh | 16 | 2004-05 | 9/26/04-9/18/05 | 11-5 | Won Super Bowl XL |
| 3. San Francisco | 15 | 1989-90 | 11/27/89-11/18/90 | 14-2 | Won Super Bowl XXIV, 2 Div. titles |
| 4. Denver | 14 | 1997-98 | 12/21/97-12/13/98 | 14-2 | Won Super Bowl XXXIII |

TEAMS TO START 13-0 OR BETTER IN NFL HISTORY

| TEAM | YEAR | RECORD | REG. SEASON FINISH | POSTSEASON |
|---------------|------|--------|--------------------|----------------------------------|
| Miami | 1972 | 14-0 | 14-0 | Won Super Bowl VII |
| Indianapolis | 2005 | 13-0 | 14-2 | Lost AFC Divisional Playoff Game |
| Denver | 1998 | 13-0 | 14-2 | Won Super Bowl XXXIII |
| Chicago Bears | 1934 | 13-0 | 13-0 | Lost NFL Championship Game |

BRONCOS' 1997-98 STREAK LONGEST IN FRANCHISE HISTORY — The Broncos' 14-game regular-season win streak—compiled over the final game of the 1997 season and the first 13 games of the '98 season—is the longest in franchise history. Head Coach Mike Shanahan has been a member of the Broncos' coaching staff in one capacity or another for five of the top seven win streaks in franchise history. Here's a look at the top five:

LONGEST REGULAR-SEASON WIN STREAKS IN FRANCHISE HISTORY

| GAMES | YEAR(S) | DATES | END RESULT | SHANAHAN'S POSITION |
|-------|---------|------------------|-------------------------|---------------------|
| 1. 14 | 1997-98 | 12/21/97-12/6/98 | Won Super Bowl XXXIII | Head Coach |
| 2. 10 | 1984 | 9/16/84-11/18/84 | AFC Divisional Playoffs | Receivers Coach |
| 3. 9 | 1996 | 9/29/96-12/1/96 | AFC Divisional Playoffs | Head Coach |





HAMZA ABDULLAH

6-2 • 216 • 2ND YR. • WASHINGTON ST.

BORN: Aug. 20, 1983, in Los Angeles

HIGH SCHOOL: Pomona High School in Pomona, Calif.

ACQUIRED: Practice Squad Signee (Tampa Bay), 2005

NFL YEAR: 2nd • YEAR WITH BRONCOS: 2nd

NFL GAMES PLAYED/STARTED: 1/0 • POSTSEASON: 0/0

21

SAFETY

ABDULLAH AT A GLANCE:

- A second-year safety who enters his first full season with Denver, which signed him off Tampa Bay's practice squad on Nov. 1, 2005.
- Saw action in one game for the Broncos as a rookie in 2005 and made one special-teams tackle in that contest at Kansas City (12/4/05).
- Earned Washington State University's Laurie Niemi Award for courage, spirit and attitude as a senior.
- Finished his collegiate career at WSU with 104 tackles (69 solo), one sack, one interception, nine passes defended and four forced fumbles in 39 appearances (11 starts).
- Selected by Tampa Bay in the seventh round (231st overall) of the 2005 NFL Draft.

CAREER TRANSACTIONS: Drafted by Tampa Bay 4/24/05; Waived by Tampa Bay 9/3/05; Signed by Tampa Bay (practice squad) 10/20/05; Signed by Denver (active roster) 11/1/05.



2005: Abdullah entered the NFL as a seventh-round (231st overall) selection in the 2005 NFL Draft by the Tampa Bay Buccaneers. He competed on the Bucs' practice squad for the first eight weeks of the season before the Broncos signed him on Nov. 1 due to injuries in their secondary. Abdullah was declared inactive for his first three games on the Broncos' roster before making his professional debut on special teams at K.C. (12/4). He made one special-teams stop against the Chiefs. He was declared inactive for the balance of the season, including the team's two postseason contests.

COLLEGE: Abdullah played 39 career games (11 starts) at Washington State University, where he amassed 104 tackles (69 solo), one sack, one interception, nine passes defended and four forced fumbles. He started all 11 games for the Cougars at free safety as a senior, making a career-high 70 tackles (44 solo) with one sack, four forced fumbles and an interception during his final campaign. He earned the Defensive Player of the Game three times for his performances against Stanford, UCLA and Arizona State. He also was the recipient of the team's Laurie Niemi Award, given for courage, spirit and attitude. He amassed 21 tackles (15 solo) in 12 games as a reserve free safety as a junior. During his sophomore year, he contributed nine tackles and one pass defended in nine games of action on a team that won a share of the Pacific-10 Conference title. He added two stops against Oklahoma in the Rose Bowl. As a redshirt freshman, he saw action mainly on special teams and recorded four tackles.

PERSONAL: Abdullah earned two varsity letters at Pomona High School in Pomona, Calif., where he played safety. He was an all-league selection as a senior after he recorded 115 tackles, nine forced fumbles and three interceptions. He was also named to the All-Inland Valley team. Abdullah competed in high jump on the track and field team in high school. He majored in business at Washington State University. He married Alexa on May 25, 2006. Hamza Abdullah, son of Yusuf and Sa'eeda, was born Aug. 20, 1983, in Los Angeles.

ABDULLAH'S REGULAR SEASON RECORD

| Year | Club | G | S | UT | A | TT | S-Yds. | I-Yds. | PD | FF | FR | TD-Int. | TD-FR | S | Pts. |
|----------------------|-------------|----------|----------|----------|----------|----------|------------|------------|----------|----------|----------|----------|----------|----------|----------|
| 2005 | Denver/T.B. | 1 | 0 | 0 | 0 | 0 | 0-0 | 0-0 | 0 | 0 | 0 | 0 | 0 | 0 | 0 |
| CAREER TOTALS | | 1 | 0 | 0 | 0 | 0 | 0-0 | 0-0 | 0 | 0 | 0 | 0 | 0 | 0 | 0 |

ADDITIONAL STATISTICS: Special teams tackles — 2005 (1).

ABDULLAH'S POSTSEASON RECORD

| Year | Club | G | S | UT | A | TT | S-Yds. | I-Yds. | PD | FF | FR | TD-Int. | TD-FR | S | Pts. |
|----------------------|--------|----------|----------|----------|----------|----------|------------|------------|----------|----------|----------|----------|----------|----------|----------|
| 2005 | Denver | 0 | 0 | 0 | 0 | 0 | 0-0 | 0-0 | 0 | 0 | 0 | 0 | 0 | 0 | 0 |
| CAREER TOTALS | | 0 | 0 | 0 | 0 | 0 | 0-0 | 0-0 | 0 | 0 | 0 | 0 | 0 | 0 | 0 |

ABDULLAH'S SINGLE-GAME HIGHS

(Postseason in parentheses)

Interceptions — None (none). Interception return yards — None (none). Sacks — None (none). Sack yards — None (none).



CHARLIE ADAMS

6-2 • 190 • 4TH YR. • HOFSTRA

BORN: Oct. 23, 1979, in Camp Hill, Pa.

HIGH SCHOOL: Cumberland Valley High School, Mechanicsburg, Pa.

ACQUIRED: College Free Agent, 2002

NFL YEAR: 4th • YEAR WITH BRONCOS: 4th

NFL GAMES PLAYED/STARTED: 24/2 • POSTSEASON: 4/0

81

WIDE RECEIVER

ADAMS AT A GLANCE:

- A fourth-year wide receiver who caught a career-best 21 passes for 203 yards (9.7 avg.) in 2005 while also serving as a primary kick and punt returner for the Broncos.
- Ranked sixth on the Broncos in 2005 with 568 combined net yards gained.
- Posted the Broncos' longest punt return (39 yards) of the 2004 season on the first punt return of his career—and his first touch all year—in the regular-season finale vs. Indianapolis (1/2/05).
- Rejoined the Broncos in December 2004 after the team waived him early in the year and was a special-teams boost who closed out the season with three tackles on coverage units.
- Spent most of the 2003 season on the Broncos' practice squad before joining their active roster for their final four regular-season contests and AFC Wild Card Game at Indianapolis (1/4/04), where he made the first catch of his NFL career in a two-reception, 18-yard game.
- Entered the NFL with the Broncos as a college free agent April 29, 2002, after a stellar career at Hofstra University.

CAREER TRANSACTIONS: Signed by Denver as a college free agent 4/29/02; Waived by Denver 8/27/02; Signed by Denver (practice squad) 9/3/02; Released by Denver 9/4/02; Signed by Denver (practice squad) 11/4/02; Waived by Denver 8/31/03; Signed by Denver (practice squad) 9/2/03; Signed by Denver (active roster) 12/5/03; Waived by Denver 10/2/04; Signed by Denver 12/8/04.



2005: Adams played all 16 regular-season games (2 starts) for the Broncos in 2005 and made 21 catches for 203 yards (9.7 avg.). He also rushed five times for 14 yards, returned 10 kickoffs for 218 yards (21.8 avg.) and returned 16 punts for 133 yards (8.3 avg.). In an AFC Divisional Playoff Game vs. N.E. (1/14), he contributed a 10-yard punt return, two fair catches and three kickoff returns for 54 yards to help defeat the Patriots. In the AFC Championship Game vs. Pit. (1/22), Adams returned four kickoffs for 110 yards (27.5 avg.), including a postseason career-long 47-yard runback in the fourth quarter. In the season opener at Mia. (9/11), he saw action as a wide receiver and kick returner, catching two balls for a career-high 35 yards. He filled in for Darrent Williams (cramps) against the Dolphins and returned two kicks for 39 yards, including a 20-yard return, and made his first career regular-season reception, a 14-yarder, in the fourth quarter. He caught a career-high three passes for 31 yards in the home opener vs. S.D. (9/18). Adams caught two balls for 23 yards, including a 21-yarder, to help set up the game's opening score on *Monday Night Football* vs. K.C. (9/26). He made one reception for nine yards on third down on a drive that resulted in a touchdown at Jac. (10/2). Adams also had his first career rush against the Jaguars, taking a reverse 13 yards to help set up a field goal. He caught two passes for 11 yards and returned two kickoffs for 56 yards, including a career-long 32-yarder, vs. Was. (10/9). Against Phi. (10/30), Adams matched his career high with three catches for 25 yards while returning three punts for five yards and a kickoff 19 yards. In his first pro start at Oak. (11/13), Adams gained five yards on two rushes. He made two catches for 21 yards and rushed once for three yards vs. NYJ (11/20). On Thanksgiving Day at Dal. (11/24), Adams made a 7-yard grab on the first play of overtime. He matched his single-game career highs in catches (3) and receiving yards (35) vs. Bal. (12/11). He also subbed for Williams (groin) as the returner against the Ravens. Adams assumed the team's primary returning duties for the balance of the regular season due to Williams' injury. In his second start of the season vs. Oak. (12/24), he rushed once for a 7-yard loss. Adams also returned two punts for 41 yards, including a season-long 32-yarder, and returned one kickoff return for 25 yards against Oakland. He made two catches for six yards in the regular-season finale at S.D. (12/31).

2004: After being out of football for most of the year, Adams provided the Broncos a late-season boost on special teams as he appeared in the team's final four regular-season games and its AFC Wild Card Game. He made three special-teams tackles in 2004 and returned the first two punts of his career for 42 yards (21.0 avg.) vs. Ind. (1/2), including a 39-yard return that was Denver's longest punt return all season. In the Broncos' AFC Wild Card Game at Ind. (1/9), he returned the first kick of his career 25 yards and returned a punt for a loss of one yard. Adams began the year on Denver's active roster for their first three games (inactive for all three) before he was waived Oct. 2. The Broncos signed him Dec. 8 after wide receiver Nate Jackson was placed on

injured reserve with a fractured left ankle. In his first game since rejoining the team, Adams saw time on special teams only vs. Mia. (12/12) and made his first career tackle on that unit. Adams played on special teams at K.C. (12/19) and appeared briefly at wide receiver late in the game. At Ten. (12/25), he played on special teams only and made one stop on that unit. Adams then recorded Denver's longest punt return of the year after racing 39 yards on a return vs. Ind. (1/2) in the third quarter that marked the first time he touched the ball in 2004. Against the Colts, he totaled two punt returns for 42 yards (21.0 avg.). He also made a tackle on special teams against the Colts and saw limited action at wide receiver.

2003: Adams played on special teams and briefly saw time at wide receiver in each of Denver's final four regular-season games and its AFC Wild Card Game after he was signed to the 53-man roster from his practice squad Dec. 5. In the Broncos' AFC Wild Card Game at Ind. (1/4), he made the first reception of his NFL career in a two-reception, 18-yard game (9.0 avg.). He saw his first NFL action from scrimmage vs. K.C. (12/7) and continued to see action vs. Cle. (12/14), at Ind. (12/21) and at G.B. (12/28).

2002: Adams entered the NFL with the Broncos as a college free agent April 29 but was waived during training camp. He signed with Denver's practice squad for a day (Sept. 3) before he was released. He was re-signed by the Broncos on Nov. 4 and spent the last eight weeks of the season on the practice squad.

COLLEGE: Adams played 45 games (40 starts) in his four-year career at Hofstra University, where he caught 159 passes for 2,649 yards (16.7 avg.) with 26 touchdowns. Adams caught 50 passes for 937 yards (18.7 avg.) with nine touchdowns during his senior season despite missing three games.

PERSONAL: Adams played four years at Cumberland Valley High School in Mechanicsburg, Pa., and was All-Pennsylvania as a special-teams player. He also ran track for two years as part of a team that captured the Mid-Penn Conference Championship in 1997 and '98. He has two brothers who played at Penn State (Askari) and Florida State (Kevin). Adams, a business major at Hofstra, was born Oct. 23, 1979, in Camp Hill, Pa.

ADAMS' REGULAR SEASON RECORD

| Year | Club | RECEIVING | | | | | | | PUNT RETURNS | | | | | KICKOFF RETURNS | | | | |
|---------------|--------|-----------|---|-----|------|------|----|----|--------------|----|------|------|----|-----------------|-----|------|------|----|
| | | G | S | No. | Yds. | Avg. | LG | TD | No. | FC | Yds. | Avg. | LG | TD | No. | Yds. | Avg. | LG |
| 2002 | Denver | | | | | | | | | | | | | | | | | |
| 2003 | Denver | 4 | 0 | 0 | 0 | 0.0 | — | 0 | 0 | 0 | 0.0 | — | 0 | 0 | 0 | 0.0 | — | 0 |
| 2004 | Denver | 4 | 0 | 0 | 0 | 0.0 | — | 0 | 2 | 1 | 42 | 21.0 | 39 | 0 | 0 | 0 | 0.0 | — |
| 2005 | Denver | 16 | 2 | 21 | 203 | 9.7 | 21 | 0 | 16 | 5 | 133 | 8.3 | 32 | 0 | 10 | 218 | 21.8 | 36 |
| CAREER TOTALS | | 24 | 2 | 21 | 203 | 9.7 | 21 | 0 | 18 | 6 | 175 | 9.7 | 39 | 0 | 10 | 218 | 21.8 | 36 |

| Year | Club | RUSHING | | | | | SCORING | | | | | |
|---------------|--------|---------|------|------|----|----|---------|-----|-----|------|-----|------|
| | | No. | Yds. | Avg. | LG | TD | TD | TDr | TDp | TDrt | 2pt | Pts. |
| 2002 | Denver | | | | | | | | | | | |
| 2003 | Denver | 0 | 0 | 0.0 | — | 0 | 0 | 0 | 0 | 0 | 0 | 0 |
| 2004 | Denver | 0 | 0 | 0.0 | — | 0 | 0 | 0 | 0 | 0 | 0 | 0 |
| 2005 | Denver | 5 | 14 | 2.8 | 13 | 0 | 0 | 0 | 0 | 0 | 0 | 0 |
| CAREER TOTALS | | 5 | 14 | 2.8 | 13 | 0 | 0 | 0 | 0 | 0 | 0 | 0 |

ADDITIONAL STATISTICS: Special teams tackles — 2004 (3), 2005 (1), TOTAL (4).

ADAMS' POSTSEASON RECORD

| | | RECEIVING | | | | | | | PUNT RETURNS | | | | | | | KICKOFF RETURNS | | | | | | |
|---------------|--------|-----------|---|-----|------|------|----|----|--------------|----|------|------|----|----|-----|-----------------|------|----|----|--|--|--|
| Year | Club | G | S | No. | Yds. | Avg. | LG | TD | No. | FC | Yds. | Avg. | LG | TD | No. | Yds. | Avg. | LG | TD | | | |
| 2003 | Denver | 1 | 0 | 2 | 18 | 9.0 | 14 | 0 | 0 | 0 | 0 | 0.0 | — | 0 | 0 | 0 | 0.0 | — | 0 | | | |
| 2004 | Denver | 1 | 0 | 0 | 0 | 0.0 | — | 0 | 1 | 0 | -1 | -1.0 | -1 | 0 | 1 | 25 | 25.0 | 25 | 0 | | | |
| 2005 | Denver | 2 | 0 | 0 | 0 | 0.0 | — | 0 | 1 | 4 | 10 | 10.0 | 10 | 0 | 7 | 164 | 23.4 | 47 | 0 | | | |
| CAREER TOTALS | | 4 | 0 | 2 | 18 | 9.0 | 14 | 0 | 2 | 4 | 9 | 4.5 | 10 | 0 | 8 | 189 | 23.6 | 47 | 0 | | | |

| | | RUSHING | | | | | SCORING | | | | | |
|---------------|--------|---------|------|------|----|----|---------|-----|-----|------|-----|------|
| Year | Club | No. | Yds. | Avg. | LG | TD | TD | TDr | TDp | TDrt | 2pt | Pts. |
| 2003 | Denver | 0 | 0 | 0.0 | — | 0 | 0 | 0 | 0 | 0 | 0 | 0 |
| 2004 | Denver | 0 | 0 | 0.0 | — | 0 | 0 | 0 | 0 | 0 | 0 | 0 |
| 2005 | Denver | 0 | 0 | 0.0 | — | 0 | 0 | 0 | 0 | 0 | 0 | 0 |
| CAREER TOTALS | | 0 | 0 | 0.0 | — | 0 | 0 | 0 | 0 | 0 | 0 | 0 |

ADAMS' SINGLE-GAME HIGHS

(Postseason in parentheses)

Receptions — 3, three times, last vs. Baltimore, 12/11/05 (2 at Indianapolis, 1/4/04). **Receiving yards** — 35, twice, last vs. Baltimore, 12/11/05 (18 at Indianapolis, 1/4/04). **Longest reception** — 21, twice, last vs. Kansas City, 9/26/05 (14 at Indianapolis, 1/4/04). **Receiving touchdowns** — None (none). **Punt returns** — 3, twice, last at San Diego, 12/31/05 (1, twice, last vs. New England, 1/14/06). **Punt return yards** — 42 vs. Indianapolis, 1/2/05 (10 vs. New England, 1/14/06). **Longest punt return** — 39 vs. Indianapolis, 1/2/05 (10 vs. New England, 1/14/06). **Punt return touchdowns** — None (none). **Kick returns** — 2, twice, last vs. Washington, 10/9/05 (4 vs. Pittsburgh, 1/22/06). **Kick return yards** — 56 vs. Washington, 10/9/05 (110 vs. Pittsburgh, 1/22/06). **Longest kick return** — 32 vs. Washington, 10/9/05 (47 vs. Pittsburgh, 1/22/06). **Kick return touchdowns** — None (none).



P.J. ALEXANDER
6-4 • 297 • 4TH YR. • SYRACUSE
BORN: Dec. 23, 1978, in Springfield, Mass.
HIGH SCHOOL: Lincoln High School, Tallahassee, Fla.
ACQUIRED: Free Agent, 2003
NFL YEAR: 4th • **YEAR WITH BRONCOS:** 4th
NFL GAMES PLAYED/STARTED: 5/0 • **POSTSEASON:** 1/0

69

GUARD/TACKLE

ALEXANDER AT A GLANCE:

- A fourth-year guard/tackle who missed the entire 2005 season after Denver placed him on the reserve/non-football injury list June 3, 2005, with a torn anterior cruciate ligament in his left knee.
- Appeared on special teams only in five career regular-season games and in one AFC Wild Card contest (all in 2004 with the Broncos).
- Joined the Broncos on Oct. 21, 2003, as a practice-squad signee from New Orleans.
- Began his collegiate career at Syracuse University playing center before switching to left tackle in 2000 and earning second team All-Big East Conference honors as a senior in 2001.
- Entered the NFL with New Orleans as a college free agent April 26, 2002.

CAREER TRANSACTIONS: Signed by New Orleans as a college free agent 4/26/02; Waived by New Orleans 9/1/02; Signed by New Orleans (practice squad) 9/3/02; Waived by New Orleans 10/4/03; Signed by New Orleans (practice squad) 10/7/03; Signed by Denver (active roster) 10/21/03; Placed on reserve/non-football injury list (left knee) by Denver 6/3/05.



2005: Alexander was placed on the reserve/non-football injury list by the Broncos on June 3 after he tore the anterior cruciate ligament in his left knee.

2004: Alexander played on special teams only in five regular-season games and Denver's AFC Wild Card Game at Ind. (1/9). Although he dressed for all 16 regular-season contests, Alexander's only playing time came on special teams vs. K.C. (9/12), at Cin. (10/25), at K.C. (12/19), at Ten. (12/25) and vs. Ind. (1/2).

2003: Alexander spent the first four weeks of the season on New Orleans' 53-man roster but was inactive for each game. He was signed by the Broncos on Oct. 21 off New Orleans' practice squad and was inactive for all nine regular-season games he was with Denver. He also was inactive for its AFC Wild Card Game at Ind. (1/4).

2002: Alexander entered the NFL with New Orleans as a college free agent April 26 and was waived in the final cutdown of training camp. He was signed to the Saints' practice squad Sept. 3 and spent the entire year on that unit.

COLLEGE: Alexander played four years at Syracuse University, moving to left tackle from center in 2000. He started 23 games at left tackle in his final two years with the Orangemen. As a senior in 2001, Alexander was a team captain and received second team All-Big East Conference honors while earning Big East All-Academic team honors. In his first year as a starter in 2000, he also was a Big East All-Academic team selection.

PERSONAL: Alexander attended Lincoln High School in Tallahassee, Fla., where he was a team captain, honorable mention all-state, second-team All-Southeast, all-district and an All-Big Bend selection a senior. He received his bachelor's degree in information studies from Syracuse University upon finishing his playing career. Patrick James Alexander was born Dec. 23, 1978, in Springfield, Mass.

ALEXANDER'S REGULAR SEASON RECORD

| Year | Club | G | S |
|----------------------|-------------|----------|----------|
| 2002 | New Orleans | | |
| 2003 | Denver/N.O. | 0 | 0 |
| 2004 | Denver | 5 | 0 |
| 2005 | Denver | | |
| CAREER TOTALS | | 5 | 0 |

ALEXANDER'S POSTSEASON RECORD

| Year | Club | G | S |
|----------------------|--------|----------|----------|
| 2004 | Denver | 1 | 0 |
| CAREER TOTALS | | 1 | 0 |



ROC ALEXANDER

5-10 • 190 • 3RD YR. • WASHINGTON

BORN: Sept. 23, 1981, in Colorado Springs, Colo.

HIGH SCHOOL: Wasson High School, Colorado Springs, Colo.

ACQUIRED: College Free Agent, 2004

NFL YEAR: 3rd • YEAR WITH BRONCOS: 3rd

NFL GAMES PLAYED/STARTED: 26/1 • POSTSEASON: 1/0

45

CORNERBACK

ALEXANDER AT A GLANCE:

- A third-year cornerback who also has seen extensive action for the Broncos as a kick returner, totaling 31 career returns for 647 yards (20.9 avg.).
- Made the Broncos' roster as an undrafted free agent in 2004 and played all 16 regular-season games (1 start) as a reserve defensive back and special-teams contributor.
- Ranked second on the Broncos with 12 special-teams tackles in 2004 and was used extensively as a kick returner, totaling 19 returns for 386 yards (20.3 avg.).
- Made the first start of his career on Christmas night at Tennessee (12/25/04) as the Broncos' third cornerback.
- Served as the Broncos' primary nickel back for their final three games in 2004 and AFC Wild Card Game due to injuries to Willie Middlebrooks and Lenny Walls.
- Recorded a 25.5-yard career kick return average at the University of Washington that ranked third all-time in school history and was only the eighth player in UW annals with multiple special-teams touchdowns in the same season (a kick return and blocked field goal return in 2001).
- A native of Colorado Springs, Colo., who was a running back and defensive back at Wasson High School and earned honorable mention All-USA honors from *USA Today*.
- Entered the NFL with the Broncos as a college free agent on May 3, 2004.

CAREER TRANSACTIONS: Signed by Denver as a college free agent May 3, 2004.



2005: Alexander played on special teams in 10 regular-season games and contributed six tackles on coverage units. He also saw action as a kick returner in seven games, returning 12 kicks for 261 yards (21.8 avg.). Alexander was inactive for both playoff contests. The second-year cornerback made a special-teams tackle on *Monday Night Football* vs. K.C. (9/26). Alexander saw his first action of the season as a kick returner and brought one back 26 yards vs. Phi. (10/30). He also made a stop on special teams against the Eagles. The next game, Alexander returned two kicks for 49 yards (24.5 avg.), including a 29-yarder, at Oak. (11/13). He also contributed one special-teams tackle against the Raiders. Alexander assumed the team's primary kick returning duties and recorded a 23-yard return vs. NYJ (11/20). He also recovered a fumbled Jets kick return at their 18-yard line to set up a Denver touchdown. On Thanksgiving Day at Dal. (11/24), Alexander was the team's primary kickoff returner, amassing 73 yards on four returns, including a 23-yarder. He also made his fourth special-teams stop of the year against the Cowboys. Alexander turned the returning duties over to Darrent Williams and saw action on the special teams coverage units at K.C. (12/4). He returned a kickoff 21 yards at Buf. (12/17) to contribute to a win that clinched a playoff berth for the Broncos. Alexander recorded his season-long 31-yard kickoff return vs. Oak. (12/24). He returned two kickoffs for 38 yards in the regular-season finale at S.D. (12/31) and contributed two special-teams stops in that contest against the Chargers.

2004: Alexander, who entered the NFL with the Broncos as a college free agent May 3, 2004, was a versatile player as a rookie, playing all 16 regular-season games (1 start - at Ten. 12/25 in a nickel package) while contributing as a reserve cornerback and on special teams. Six of his games were played on special teams only (Gms. 2, 5 and 8-11). A key special-teams player, Alexander recorded 19 kick returns for 386 yards (20.3 avg.) and made 12 special-teams tackles for the second-highest total on the Broncos while also posting six defensive tackles (5 solo). Additionally, he recorded one fumble recovery while defending a kick return at N.O. (11/21). In the first playoff game of his career at Ind. (1/9) in the Broncos' AFC Wild Card contest, Alexander made six tackles (all solo) and broke up a pass in extensive action at nickel back. In his first NFL game, Alexander returned two kicks for 55 yards (27.5 avg.) vs. K.C. (9/12) for the second-highest return average in the AFC for Wk. 1. The first kick return of his career went for 23 yards in the third quarter. Alexander came up big on the defensive side of the ball late in the game against the Chiefs with cornerbacks Lenny Walls (shoulder) and Kelly Herndon (leg cramps) forced out, making a key third-down tackle on Chiefs wide receiver Eddie Kennison. He made two special-teams stops at T.B. (10/3). With nickel back Willie Middlebrooks out with a hamstring injury at Oak. (10/17) and Walls forced out in the fourth quarter with a separated right shoulder, Alexander played at cornerback and also recorded one stop on special teams. Alexander tackled Bengals kick

returner Cliff Russell on the opening kickoff on *Monday Night Football* at Cin. (10/25), stopping Russell after a 17-yard return. Returning kicks vs. Atl. (10/31) for the first time since the season opener, he gained 79 yards on four returns (19.8 avg.), and tallied one special-teams tackle. He added a stop on special teams vs. Hou. (11/7) and had the first fumble recovery of his career at N.O. (11/21) on a first-quarter kick return by Michael Lewis while adding a special-teams stop. The rookie was a factor on kickoff returns in New Orleans, gaining 87 yards on four returns (21.8 avg.), including a 28-yard return in the second quarter. He gained 85 yards on four kick returns (21.3 avg.) vs. Oak. (11/28). At S.D. (12/5), he returned four kicks for 62 yards (15.5 avg.) before making two special-teams tackles vs. Mia. (12/12). With regular nickel back Willie Middlebrooks missing his first game after being placed on injured reserve, Alexander saw extensive time in passing situations at K.C. (12/19) and recorded a tackle on an onside kick in the fourth quarter. He made the first start of his career on Christmas night at Ten. (12/25) when the Broncos opened the game in a three-cornerback set, and the rookie posted a career-best four tackles (3 solo) along with one special-teams tackle in the contest.

COLLEGE: Alexander started 14-of-35 career games at the University of Washington, recording 86 tackles (58 solo), four interceptions, 18 passes defended and three forced fumbles. He also had 34 kick returns for 868 yards (25.5 avg.) and a touchdown. The 25.5-yard career kick-return average ranked third all-time in UW annals, and his kick-return career yardage total was fourth in school annals. As a senior, he led the Huskies in kick returns with 268 yards on 13 returns (20.6 avg.) while adding 25 tackles and a forced fumble on defense. He started the first five games of the season and the Apple Cup (vs. Washington State) before missing four games in the middle of the year with the same shoulder injury that forced him to miss the final seven games of 2002. Alexander netted three of the 25 longest kickoff returns in school history during the 2001 season, leading the Pac-10 Conference (6th among all NCAA players) with a 29.2 kickoff return average. He also tied for sixth in the conference with four interceptions and broke up 11 passes to tie Chico Fraley (1990) for the third-best single-season mark in UW history. Alexander became just the eighth player in Washington annals to score multiple special-teams touchdowns in the same year (2001), returning a fourth-quarter blocked field goal 77 yards for the go-ahead score against Michigan and returning a kick 95 yards for a score against Idaho.

PERSONAL: A Colorado Springs native, Alexander helped lead Wasson High School to a 7-4 finish and the Metro North championship as a senior. He rushed for 1,620 yards on 162 carries (10.0 avg.) with 18 touchdowns while catching 11 passes for 274 yards (24.9 avg.). Defensively, he recorded 110 tackles and returned two interceptions for scores. In 1999, Alexander was a *Denver Post* "Blue Chip" selection, named to the *Colorado Springs Gazette-Telegraph's* All-Area team, selected to the *Rocky Mountain News'* all-state squad and was an honorable mention pick on *USA Today's* All-USA team. Alexander was Colorado's state champion in the 100-meter dash (10.5 seconds) at Wasson. Nicknamed "Roc" by his grandfather, he was born Narond Alexander on Sept. 23, 1981, in Colorado Springs, Colo.

ALEXANDER'S REGULAR SEASON RECORD

| Year | Club | G | S | UT | A | TT | S-Yds. | I-Yds. | PD | FF | FR | TD-Int. | TD-FR | S | Pts. |
|----------------------|--------|-----------|----------|----------|----------|----------|------------|------------|----------|----------|----------|----------|----------|----------|----------|
| 2004 | Denver | 16 | 1 | 5 | 1 | 6 | 0-0 | 0-0 | 0 | 0 | 0 | 0 | 0 | 0 | 0 |
| 2005 | Denver | 10 | 0 | 0 | 0 | 0 | 0-0 | 0-0 | 0 | 0 | 0 | 0 | 0 | 0 | 0 |
| CAREER TOTALS | | 26 | 1 | 5 | 1 | 6 | 0-0 | 0-0 | 0 | 0 | 0 | 0 | 0 | 0 | 0 |

KICKOFF RETURNS

| Year | Club | No. | Yds. | Avg. | LG | TD |
|----------------------|--------|-----------|------------|-------------|-----------|----------|
| 2004 | Denver | 19 | 386 | 20.3 | 32 | 0 |
| 2005 | Denver | 12 | 261 | 21.8 | 31 | 0 |
| CAREER TOTALS | | 31 | 647 | 20.9 | 32 | 0 |

ADDITIONAL STATISTICS: Special teams tackles — 2004 (12), 2005 (6), TOTAL (18). Recovered a fumble defending a kick return at N.O. (11/21/04). Recovered a fumble defending a kick return vs. NYJ (11/20/05).

ALEXANDER'S POSTSEASON RECORD

| Year | Club | G | S | UT | A | TT | S-Yds. | I-Yds. | PD | FF | FR | TD-Int. | TD-FR | S | Pts. |
|----------------------|--------|----------|----------|----------|----------|----------|------------|------------|----------|----------|----------|----------|----------|----------|----------|
| 2004 | Denver | 1 | 0 | 6 | 0 | 6 | 0-0 | 0-0 | 1 | 0 | 0 | 0 | 0 | 0 | 0 |
| 2005 | Denver | 0 | 0 | 0 | 0 | 0 | 0-0 | 0-0 | 0 | 0 | 0 | 0 | 0 | 0 | 0 |
| CAREER TOTALS | | 1 | 0 | 6 | 0 | 6 | 0-0 | 0-0 | 1 | 0 | 0 | 0 | 0 | 0 | 0 |


KICKOFF RETURNS

| Year | Club | No. | Yds. | Avg. | LG | TD |
|----------------------|--------|----------|----------|------------|----------|----------|
| 2004 | Denver | 0 | 0 | 0.0 | — | 0 |
| 2005 | Denver | 0 | 0 | 0.0 | — | 0 |
| CAREER TOTALS | | 0 | 0 | 0.0 | — | 0 |

ALEXANDER'S SINGLE-GAME HIGHS

(Postseason in parentheses)

Interceptions — None (none). **Interception return yards** — None (none). **Sacks** — None (none). **Sack yards** — None (none). **Kick returns** — 4, five times, last at Dallas, 11/24/05 (none). **Kick return yards** — 87 at New Orleans, 11/21/04 (none). **Longest kick return** — 32 vs. Kansas City, 9/12/04 (none). **Kick return touchdowns** — None (none).



STEPHEN ALEXANDER

6-4 • 250 • 9TH YR. • OKLAHOMA

BORN: Nov. 7, 1975, in Chickasha, Okla.

HIGH SCHOOL: Chickasha High School, Chickasha, Okla.

ACQUIRED: Unrestricted Free Agent (Detroit), 2005

NFL YEAR: 9th • YEAR WITH BRONCOS: 2nd

NFL GAMES PLAYED/STARTED: 102/85 • POSTSEASON: 4/4

82

TIGHT END

ALEXANDER AT A GLANCE:

- A ninth-year tight end who is a one-time Pro Bowl selection (2000) and has posted 40 or more receptions in three different seasons.
- Caught 21 passes, including one touchdown, in his first year as a Bronco in 2005 while his blocking helped the club rank second in the NFL in rushing (158.7 ypg.).
- Joined the Broncos as an unrestricted free agent in 2005 after playing one year for Detroit, where he recorded 41 receptions for 377 yards with one touchdown in 16 games (15 starts) during the 2004 season.
- Played for San Diego from 2002-03, working with Denver Tight Ends Coach Tim Brewster, and posted 45 catches for 510 yards in 2002 to tie a career high for receiving yards in a year.
- Named to the NFC Pro Bowl squad in 2000 after setting career highs in receptions (47) and receiving yards (510) as the only Redskins player to record at least one catch in every game.
- Caught 29 passes for 297 yards (10.2 avg.) with three touchdowns in the final eight games of his rookie season in 1998 to help Washington finish the year with a 6-2 record.
- Twice named all-conference at the University of Oklahoma.
- Selected by Washington in the second round (48th overall) of the 1998 NFL Draft.
- Joined the Broncos as an unrestricted free agent March 25, 2005.

CAREER TRANSACTIONS: Signed by Washington as a draft choice 7/14/98; Placed on injured reserve (leg) by Washington 12/25/01; Signed by San Diego as an unrestricted free agent 5/2/02; Placed on injured reserve by San Diego 12/20/03; Released by San Diego 3/2/04; Signed by Detroit as a free agent 6/4/04; Signed by Denver as an unrestricted free agent 3/25/05.



2005: Alexander played all 16 regular-season games (15 starts) and started both postseason contests in his first year with the Broncos. In addition to serving as the team's starting tight end—a role in which he made 21 catches for 170 yards (8.1 avg.) with one touchdown—he also contributed to the team's special teams units. He made at least one catch in all but two games and tied for fourth on the team with 21 catches. His blocking helped the Broncos rank second in the NFL in rushing (158.7 ypg.) and total the second-highest rushing output in team history (2,539 yds.). In the regular-season opener at Mia. (9/11), he caught an 8-yard pass. The veteran had a 5-yard catch in the Broncos' home opener vs. S.D. (9/18). Alexander caught a 9-yard pass on a drive culminating in a field goal in the fourth quarter on *Monday Night Football* vs. K.C. (9/26). He made a season-high three receptions for 27 yards, including a 13-yarder, at Jac. (10/2). Alexander added a 5-yard catch vs. N.E. (10/16) before matching his season high with three catches for 22 yards at NYG (10/23). Alexander made two receptions for seven yards, including a leaping, one-handed 3-yard touchdown grab vs. Phi. (10/30). His touchdown along the back line of the endzone against the Eagles opened a 28-0 lead in the second quarter. Alexander made a 14-yard catch to help set up Jason Elam's 25-yard field goal in the third quarter at Oak. (11/13). Alexander contributed a 9-yard grab vs. NYJ (11/20) and at K.C. (12/4). He made a season-long 15-yard catch vs. Bal. (12/11) to open the team's final drive of the first half, a drive that ended with a Broncos field goal. He caught two passes for 12 yards to help the Broncos clinch a playoff berth in his 100th professional game at Buf. (12/17). Alexander made two catches for 17 yards, including a jumping 12-yarder, vs. Oak. (12/24). He capped the regular season with an 11-yard catch at S.D. (12/31).

2004: In his first and only season with Detroit, Alexander played all 16 regular-season games (15 starts) and recorded 41 receptions for 377 yards (9.2 avg.) with one touchdown (at Min. 11/21). He opened the season with two catches in games at Chi. (9/12) and vs. Hou. (9/19). At NYG (10/24), Alexander contributed five receptions for 52 yards (10.4 avg.) in a Lions victory. He caught two passes in consecutive games at Dal. (10/31) and vs. Was. (11/7). At Min. (11/21), Alexander tallied four grabs for 27 yards (6.8 avg.), including his

lone touchdown of the season on a 1-yard pass from Joey Harrington. He registered five receptions in a game for the second time in 2004 vs. Ind. (11/25), totaling 58 receiving yards for an 11.6 yards-per-reception average against the Colts. In the Lions' season finale at Ten. (1/2), he recorded season highs in both receptions (6) and receiving yards (66).

2003: Alexander was hampered by injuries for most of the season and appeared in only three games (0 starts) for San Diego before he was placed on injured reserve for the final two games of the season. He saw game action vs. Den. (9/14), at Den. (11/16) and vs. Cin. (11/23). His only offensive statistics on the year came in the form of a 2-point conversion (reception) at Den. (11/16).

2002: Alexander was San Diego's fourth-leading receiver, hauling in 45 catches for 510 yards (11.3 avg.) with one touchdown in 14 games (14 starts). His season was highlighted by setting a career high with 129 receiving yards vs. Sea. (12/29) to mark his first 100-yard game. Alexander recorded three catches in consecutive games vs. Hou. (9/15) and at Ari. (9/22) early in the season. He left San Diego's game at Den. (10/6) because of a foot injury and was forced out of the Chargers' next two games. He chipped in seven receptions for 84 yards (12.0 avg.) vs. NYJ (11/3). Alexander recorded a career-high eight receptions for 61 yards (7.6 avg.) at Mia. (11/24). With San Diego hosting Denver (12/1), he posted a 13.3 yards-per-reception average on three catches for 40 yards. His 20-yard catch in overtime against the Broncos set up a game-winning field goal. The next week vs. Oak. (12/8), Alexander added four receptions for 24 yards (6.0 avg.). At Buf. (12/15), he recorded a 31-yard reception in a three-catch, 42-yard day (14.0 avg.) against the Bills. Alexander posted a season-high 32-yard catch at K.C. (12/22) and finished the game with 45 yards receiving on two receptions (22.5 avg.). Alexander eclipsed the 100-yard receiving mark for the first time in his career vs. Sea. (12/29) with a career-high 129 yards on eight receptions (16.1 avg.), including a 26-yard touchdown from Drew Brees for his first and only score of the season.

2001: Alexander battled leg injuries for most of the season, which limited him to only seven games (5 starts) in his final year with Washington. Alexander was placed on injured reserve Dec. 25 and finished the year with nine catches for 85 yards (9.4 avg.). At S.D. (9/9) and at G.B. (9/24), Alexander recorded two receptions in each game. His season high for catches and receiving yards came at NYG (10/7) with five catches for 45 yards.

2000: Alexander enjoyed a career season with Washington as he was named to his first Pro Bowl team after setting career highs in receptions (47) and receiving yards (510) for a 10.9 yards-per-reception average with two touchdowns as a 16-game starter. He was the only Washington player to have at least one catch in every contest and was the team's third-leading receiver in both catches and yards. He hauled in his first touchdown of the year at Det. (9/10) on a 5-yard scoring pass from Brad Johnson in a three-catch, 19-yard outing (6.3 avg.). He tallied three catches in consecutive games vs. T.B. (10/1) and at Phi. (10/8). In the Redskins' game vs. Bal. (10/15), Alexander contributed four catches for 35 yards (8.8 avg.). At Jac. (10/22), he posted three receptions for 17 yards (5.7 avg.). After making four catches for 38 yards (9.5 avg.) vs. Ten. (10/30), Alexander had a strong game at Ari. (11/5) with a season-high five receptions for 53 yards (10.6 avg.), including a 25-yard reception. He caught a 19-yard touchdown from Jeff George vs. Phi. (11/26) and finished the game with four receptions for 39 yards (9.8 avg.). At Pit. (12/16), Alexander posted a season-best 85 yards on four receptions (21.3 avg.), including a 30-yarder. He ended the year with three catches for 35 yards (11.7 avg.) vs. Ari. (12/24).

1999: Alexander was named a first alternate to the NFC Pro Bowl squad after posting 29 receptions for 324 yards (11.2 avg.) with three touchdowns in 15 regular-season games (15 starts). In the Redskins' playoff games vs. Det. (1/8) and at T.B. (1/15), he tallied one reception in both games for 12 and four yards, respectively. He caught two touchdowns, a single-game career high, at NYG (9/19) in a five-catch, 86-yard game (17.2 avg.). Against the Giants, Alexander caught touchdowns of one and 27 yards from Brad Johnson. The next week at NYJ (9/26), he recorded four receptions for 62 yards (15.5 avg.). At Dal. (10/24), he totaled three catches for 24 yards (8.0 avg.) and later recorded three catches for 23 yards (7.7 avg.) at Phi. (11/14). He posted one reception in three consecutive games played vs. Phi. (11/28), vs. Ari. (12/12) and at Ind. (12/19). Alexander concluded the regular season on a strong note with two catches at S.F. (12/26) and vs. Mia. (1/2).

1998: Selected by Washington in the second round (48th overall) of the 1998 NFL Draft, Alexander was a key contributor as a rookie with the Redskins as he set a career high with four touchdown catches to go along with 37 receptions for 383 yards (10.4 avg.) in 15 games (5 starts). He also made four tackles on special teams. Alexander helped the Redskins to a 6-2 finish by catching 29 passes for 297 yards (10.2 avg.) in the final eight weeks of the season. In his first NFL game at NYG (9/6), he recorded three receptions for 25 yards (8.3 avg.), including his first career touchdown on a 1-yard pass from Trent Green. He was held without a catch vs. S.F. (9/14) and at Sea. (9/20) but caught three passes for 52 yards (17.3 avg.) vs. Den. (9/27). In his first career start in Washington's game vs. Phi. (11/15), he made two catches for 21 yards (10.5 avg.). He totaled a then career-high four receptions and 72 yards (18.0 avg.) vs. Ari. (11/22). Alexander returned to the starting lineup at Oak. (11/29) to post three receptions for 24 yards (8.0 avg.) with a 2-yard touchdown grab from Trent Green. Alexander caught touchdowns in consecutive games at Car. (12/13) and vs. T.B. (12/19). He totaled seven receptions for 47 yards (6.7 avg.) against the Panthers while recording all six receptions for 62 yards (10.3 avg.) against the Buccaneers in the fourth quarter to key a comeback victory. He ended the regular season with four receptions for 39 yards (9.8 avg.) in a start at Dal. (12/27).

COLLEGE: Alexander totaled 104 career receptions for 1,591 yards (15.3 avg.) with six touchdowns at the University of Oklahoma. Following an outstanding senior season, Alexander picked up second-team All-Big 12 Conference honors. He was a first-team All-Big 8 Conference selection as a sophomore, leading the conference's tight ends in receptions with 43 grabs for 580 yards (13.5 avg.) with two touchdowns.

PERSONAL: Alexander was a *USA Today* and *Blue Chip Illustrated* All-American at Chickasha High School in Chickasha, Okla., who earned *SuperPrep* National Player-of-the-Year honors. He was all-state and a two-time all-district Defensive Player of the Year as a defensive end while lettering in basketball and track, in which he won the state high jump title (6'8") as a junior. A member of the National Honor Society, Alexander graduated No. 16 in his high school class. He is a motorcycle enthusiast who envisions building a motorcycle collection in his home one day and has been an avid rider since he was a teenager. He had a chance to ride his motorcycle with professional Supercross competitor Grant Langston and X-Games gold medalist Tommy Clowers for a segment on FOX's *NFL Under the Helmet*. Alexander has a twin brother (Michael). Alexander and his wife, Mandie, reside in Oklahoma City. The couple has a son, Cooper Todd, who was born Aug. 19, 2005. Stephen Alexander was born Nov. 7, 1975, in Chickasha, Okla.

ALEXANDER'S REGULAR SEASON RECORD

| Year | Club | G | S | No. | RECEIVING | | | LG | TD | SCORING | | | 2pt. | Pts. |
|-----------------------|------------|------------|-----------|------------|--------------|-------------|-----------|-----------|-----------|----------|-----------|----------|----------|-----------|
| | | | | | Yds. | Avg. | | | | TD | TDr | TDp | | |
| 1998 | Washington | 15 | 5 | 37 | 383 | 10.4 | 33 | 4 | 4 | 4 | 0 | 4 | 0 | 24 |
| 1999 | Washington | 15 | 15 | 29 | 324 | 11.2 | 27t | 3 | 3 | 0 | 3 | 0 | 0 | 18 |
| 2000 | Washington | 16 | 16 | 47 | 510 | 10.9 | 30 | 2 | 2 | 0 | 2 | 0 | 0 | 12 |
| 2001 | Washington | 7 | 5 | 9 | 85 | 9.4 | 21 | 0 | 0 | 0 | 0 | 0 | 0 | 0 |
| 2002 | San Diego | 14 | 14 | 45 | 510 | 11.3 | 32 | 1 | 1 | 0 | 1 | 0 | 0 | 6 |
| 2003 | San Diego | 3 | 0 | 0 | 0 | 0.0 | — | 0 | 0 | 0 | 0 | 0 | 1 | 2 |
| 2004 | Detroit | 16 | 15 | 41 | 377 | 9.2 | 30 | 1 | 1 | 0 | 1 | 0 | 0 | 6 |
| 2005 | Denver | 16 | 15 | 21 | 170 | 8.1 | 15 | 1 | 1 | 0 | 1 | 0 | 0 | 6 |
| CAREER TOTALS | | 102 | 85 | 229 | 2,359 | 10.3 | 33 | 12 | 12 | 0 | 12 | 0 | 0 | 74 |
| BRONCOS TOTALS | | 16 | 15 | 21 | 170 | 8.1 | 15 | 1 | 1 | 0 | 1 | 0 | 0 | 6 |

ADDITIONAL STATISTICS: Special teams tackles — 1998 (4), TOTAL (4). Miscellaneous tackles — 1998 (1), 1999 (1), 2000 (1), 2002 (1), 2003 (1), 2004 (1), 2005 (1), TOTAL (7).

ALEXANDER'S POSTSEASON RECORD

| Year | Club | G | S | No. | RECEIVING | | | LG | TD | SCORING | | | 2pt. | Pts. |
|-----------------------|------------|----------|----------|----------|-----------|------------|-----------|----------|----------|----------|----------|----------|----------|----------|
| | | | | | Yds. | Avg. | | | | TD | TDr | TDp | | |
| 1999 | Washington | 2 | 2 | 2 | 16 | 8.0 | 12 | 0 | 0 | 0 | 0 | 0 | 0 | 0 |
| 2005 | Denver | 2 | 2 | 0 | 0 | 0.0 | — | 0 | 0 | 0 | 0 | 0 | 0 | 0 |
| CAREER TOTALS | | 4 | 4 | 2 | 16 | 8.0 | 12 | 0 | 0 | 0 | 0 | 0 | 0 | 0 |
| BRONCOS TOTALS | | 2 | 2 | 0 | 0 | 0.0 | — | 0 | 0 | 0 | 0 | 0 | 0 | 0 |

ADDITIONAL STATISTICS: Miscellaneous tackles — 1999 (1), 2005 (1), TOTAL (2).

ALEXANDER'S SINGLE-GAME HIGHS

(Postseason in parentheses)

Receptions — 8, twice, last vs. Seattle, 12/29/02 (1, twice, last at Tampa Bay, 1/15/00). **Receiving yards** — 129 vs. Seattle, 12/29/02 (12 vs. Detroit, 1/8/00). **Receiving touchdowns** — 2 at N.Y. Giants, 9/19/99 (none). **Longest reception** — 33 vs. Arizona, 11/22/98 (12 vs. Detroit, 1/8/00).

ALEXANDER'S 100-YARD RECEIVING GAMES (1)

*denotes win (Alexander's teams are 0-1 when he records 100 or more yards receiving in a game.)

| Date | Opponent | Rec. | Yds. | Avg. | LG | TD |
|----------|-------------|------|------|------|----|----|
| 12/29/02 | vs. Seattle | 8 | 129 | 16.1 | 30 | 1 |

HOME FIELD ADVANTAGE

Since they began playing home games at INVESCO Field at Mile High to start the 2001 season, the Broncos have totaled a 31-9 (.775) regular-season record at the facility entering the 2006 campaign. That winning percentage ranks as the second-best in the NFL during that period, trailing only the New England Patriots' .800 mark on a 32-8 home record since the 2001 season.



CHAMP BAILEY

6-0 • 192 • 8TH YR. • GEORGIA

BORN: June 22, 1978, in Folkston, Ga.

HIGH SCHOOL: Charlton County High School, Folkston, Ga.

ACQUIRED: Trade (Washington), 2004

NFL YEAR: 8th • YEAR WITH BRONCOS: 3rd

NFL GAMES PLAYED/STARTED: 110/110 • POSTSEASON: 5/5

24

CORNERBACK

BAILEY AT A GLANCE:

• An eighth-year cornerback who earned his second consecutive All-Pro (AP) nomination in 2005 and was selected to his sixth consecutive Pro Bowl.

• Recorded a career and team-high eight interceptions in his second season with the Broncos in 2005 to tie for fourth in the NFL in that category.

• Turned in one of the most dramatic plays in NFL postseason lore when he returned an interception 100 yards in the AFC Divisional Playoff Game against New England (1/14/06), marking the longest non-scoring interception return in league playoff history.

• Began his NFL career starting 99 consecutive regular-season games and has totaled the second-most starts (110) among league cornerbacks since 1999.

• Appeared on offense in nine career games, totaling four receptions for 89 yards (22.3 avg.) with a long of 42 yards and two rushes for 11 yards, including a 7-yard touchdown.

• Led the NFL's No. 2 pass defense as a Redskin in 2000 with a team-high five interceptions.

• Became the youngest player in NFL history to record three interceptions in a game as a rookie (at Arizona, 10/17/99).

• Owns an interception in five of the seven season openers he has played.

• Won the 1998 Bronko Nagurski Award at the University of Georgia as America's top defensive player, earned consensus All-America honors and was a first-team All-Southeastern Conference selection following his junior year.

• A triple threat at Georgia as a cornerback, wide receiver and kick/punt returner who averaged 103.5 all-purpose yards per game as a junior.

• Joined the Broncos on March 4, 2004, in a trade with Washington that brought Bailey and a second-round draft choice (RB Tatum Bell) to Denver in exchange for running back Clinton Portis.

• Selected by Washington in the first round (seventh overall) of the 1999 NFL Draft.

CAREER TRANSACTIONS: Signed by Washington as a draft choice 7/29/99; Traded to Denver 3/4/04; Signed by Denver 3/22/04.



2005: Despite dealing with nagging injury problems beginning with a hamstring ailment in training camp, Bailey turned in one of the finest single-season defensive performances in the NFL, earning Associated Press All-Pro and Pro Bowl honors. Bailey's Associated Press All-Pro selection was the second consecutive of his career while his Pro Bowl nomination marked his sixth consecutive such honor. He finished the season fourth on the Broncos with 72 tackles (62 solo) while leading the team with a career-high eight interceptions (139 yds.) and 28 passes defended. His eight interceptions tied for fourth in the league and stood as the fourth-best single-season performance in Broncos history. His 139 interception return yards also placed fourth in Broncos history for a single-season output. He returned two of his interceptions for touchdowns to become the sixth player in team annals to return two interceptions for touchdowns in a single season. The first scoring return, which many observers said turned the Broncos' season around, was a 25-yard return for a score in the home opener vs. S.D. (9/18). His second interception return for a touchdown, a 65-yard return, opened the game's scoring at Dal. (11/24) on Thanksgiving Day. Bailey recorded at least one interception in a team-record five consecutive games midway through the year and forced two fumbles on the season. He totaled one interception in each of the Broncos' three November contests to earn AFC Defensive Player of the Month honors. In the AFC Divisional Playoff Game vs. N.E. (1/14), Bailey recorded two solo tackles, an interception and three passes defended. Among Bailey's three passes defended was one of the most remarkable plays in Broncos and

BAILEY OFF TO THE RACES

LONGEST INTERCEPTION RETURNS, POSTSEASON, NFL HISTORY

| Player | Game | Yards |
|------------------------------|----------------------------------|------------|
| 1. George Teague, G.B. | vs. Detroit (1/8/94) | 101(TD) |
| 2. Champ Bailey, Den. | vs. New England (1/14/06) | 100 |
| 3. Darrol Ray, NYJ | vs. Cincinnati (1/9/83) | 98(TD) |

NFL postseason lore. With the Patriots driving for a go-ahead score in the third quarter, Bailey intercepted Tom Brady's pass intended for wide receiver Troy Brown in the end zone and returned it 100 yards to the Patriots' 1-yard line to set up Mike Anderson's touchdown run. It marked the longest return in team annals and the longest non-scoring and second-longest interception return in NFL postseason history. In the AFC Championship Game vs. Pit. (1/22), Bailey recorded three tackles (1 solo) and a pass defended. In the season opener at Mia. (9/11), Bailey contributed seven solo tackles, an interception, two passes defended and a forced fumble before leaving the game in the third quarter with a left shoulder injury. The interception against Miami marked his fifth interception in the seven opening days he has played. Bailey made four tackles (3 solo) and intercepted one pass in the home opener vs. S.D. (9/18) that he returned 25 yards for a touchdown to spark Denver's comeback win. The following week, Bailey contributed three tackles (2 solo) and broke up two passes on *Monday Night Football* vs. K.C. (9/26). During the game against the Chiefs, Bailey was limited by the hamstring injury that hampered his preseason action. The injury forced him inactive for the next two games (at Jac. 10/2 and vs. Was. 10/9), ending his streak of consecutive starts at 99 and forcing the cornerback to miss the first game of his NFL career. Bailey returned to the starting lineup to start the 100th game of his career vs. N.E. (10/16). Bailey made four tackles (3 solo), defended five passes, including an interception, at NYG (10/23). The All-Pro added two solo tackles and a pass defended vs. Phi. (10/30) in limiting Eagles wide receiver Terrell Owens to a season-low three catches. After the bye, Bailey led the team with 10 tackles (8 solo) and an interception at Oak. (11/13). The second-year Bronco amassed seven solo tackles and opened the game's scoring by returning his sixth interception of the season 65 yards for a touchdown at Dal. (11/24) on Thanksgiving. In the first quarter, he caught Drew Bledsoe's overthrown pass to tight end Dan Campbell and sped down the left sideline for a 65-yard scoring return. The following week, Bailey recorded two tackles (1 solo) and an interception at K.C. (12/4). Bailey made nine tackles (7 solo), forced a fumble, defended three passes and extended his streak of consecutive games with an interception to five games vs. Bal. (12/11). At Buf. (12/17), Bailey made five tackles and defended one pass to contribute to the win that clinched a playoff berth for Denver. Bailey paced the team with nine solo tackles and two passes defended at S.D. (12/31).

2004: Bailey displayed game-changing ability in starting all 16 regular-season games with the Broncos after being acquired in a blockbuster offseason trade, earning his fifth consecutive trip to the Pro Bowl and first Associated Press All-Pro nomination after a stellar campaign. He ranked fourth on the team and led all Denver cornerbacks in tackles with 84 (74 solo). He also tallied a team-high three interceptions (0 yds.) along with 13 pass breakups while appearing on offense in three games (one catch for 11 yds. vs. K.C. 9/12). The only cornerback in the NFL to start every possible regular-season game his team played since his rookie season in 1999, Bailey extended his consecutive start streak to 96 games in 2004. Bailey registered seven tackles (all solo) in the Broncos' AFC Wild Card Game at Ind. (1/9). He limited Colts Pro Bowl wide receiver Marvin Harrison to only four catches for 50 yards in Denver's season-ending loss. He intercepted his first pass as a Bronco in the second quarter of the season opener vs. K.C. (9/12) and made five tackles (4 solo) while playing a part in holding Chiefs Pro Bowl tight end Tony Gonzalez to only two receptions for 17 yards. The game against Kansas City marked the fourth time (out of a possible six) that Bailey had recorded an interception on opening day. Additionally, he saw action on several third-down situations as a receiver and caught an 11-yard pass from Jake Plummer on a third-and-12 in the first quarter while lined up at running back for the Broncos' first catch of the season. The play marked the first time since 1993 that a Broncos defensive player (LB Dave Wyman) made a reception. Bailey was matched up against Pro Bowl receiver Jimmy Smith at Jac. (9/19) and made five tackles during the game in helping to hold Jaguars quarterback Byron Leftwich to only 120 yards passing. Bailey did not see a snap on offense for the first time all season vs. S.D. (9/26) but had six tackles (4 solo) and one pass breakup while lining up most of the game opposite Chargers receiver Reche Caldwell and limiting him to three catches for 39 yards. He made four

BAILEY'S INTs BY QUARTERBACK

*denotes win (Bailey's teams are 13-6, including postseason, in games in which he records an interception.)

| QB | INTs | Dates |
|------------------|------|---|
| Jake Plummer | 5 | 2 at Ari., 10/17/99*, 1 vs. Ari., 12/12/99* 1 vs. Ari., 12/24/00*, 1 vs. Ari., 9/8/02* |
| Trent Green | 3 | 1 at StL., 11/20/00*, 1 vs. K.C., 9/12/04*, 1 at K.C., 12/4/05 |
| Charlie Batch | 2 | at Det., 9/10/00 |
| Tom Brady | 2 | 1 vs. N.E., 9/28/03*, 1 vs. N.E., 1/14/06* (AFC Divisional) |
| Aaron Brooks | 2 | 1 at N.O., 12/30/01*, 1 at N.O., 11/21/04* |
| Kerry Collins | 2 | at NYG, 12/7/03*, 1 at Oak., 11/13/05* |
| Gus Frerotte | 2 | 1 vs. Det., 1/8/00* (NFC Wild Card), 1 at Mia., 9/11/05 |
| Troy Aikman | 1 | vs. Dal., 9/12/99 |
| Drew Bledsoe | 1 | at Dal., 11/24/05* |
| Kyle Boller | 1 | vs. Bal., 12/11/05* |
| Drew Brees | 1 | vs. S.D., 9/18/05* |
| Dave Brown | 1 | vs. Ari., 10/17/99* |
| Doug Flutie | 1 | at S.D., 9/9/01 |
| Jeff Garcia | 1 | at S.F., 9/22/02 |
| Matt Hasselbeck | 1 | vs. Sea., 11/4/01* |
| Eli Manning | 1 | at NYG, 10/23/05 |
| Donovan McNabb | 1 | vs. Phi., 11/26/00 |
| Steve McNair | 1 | at Ten., 10/6/02* |
| Carson Palmer | 1 | at Cin., 10/25/04 |
| Vinny Testaverde | 1 | vs. NYJ, 11/20/05* |

(1/9). He limited Colts Pro Bowl wide receiver Marvin Harrison to only four catches for 50 yards in Denver's season-ending loss. He intercepted his first pass as a Bronco in the second quarter of the season opener vs. K.C. (9/12) and made five tackles (4 solo) while playing a part in holding Chiefs Pro Bowl tight end Tony Gonzalez to only two receptions for 17 yards. The game against Kansas City marked the fourth time (out of a possible six) that Bailey had recorded an interception on opening day. Additionally, he saw action on several third-down situations as a receiver and caught an 11-yard pass from Jake Plummer on a third-and-12 in the first quarter while lined up at running back for the Broncos' first catch of the season. The play marked the first time since 1993 that a Broncos defensive player (LB Dave Wyman) made a reception. Bailey was matched up against Pro Bowl receiver Jimmy Smith at Jac. (9/19) and made five tackles during the game in helping to hold Jaguars quarterback Byron Leftwich to only 120 yards passing. Bailey did not see a snap on offense for the first time all season vs. S.D. (9/26) but had six tackles (4 solo) and one pass breakup while lining up most of the game opposite Chargers receiver Reche Caldwell and limiting him to three catches for 39 yards. He made four

BAILEY MAKES AN IMPACT

2005 NFL INTERCEPTION LEADERS

| Player | INT | Yds. | Avg. | TD |
|------------------------------|----------|------------|-------------|----------|
| 1. Ty Law, NYJ | 10 | 195 | 19.5 | 1 |
| Deltha O'Neal, Cin. | 10 | 103 | 10.3 | 0 |
| 3. Darren Sharper, Min. | 9 | 276 | 30.7 | 2 |
| 4. Champ Bailey, Den. | 8 | 139 | 17.4 | 2 |
| Nathan Vasher, Chi. | 8 | 145 | 18.1 | 1 |

MOST INTERCEPTIONS BY A BRONCO, SEASON

| Player | INT | Yds. | Avg. | TD |
|------------------------------|----------|------------|-------------|----------|
| 1. Goose Gosoulin, 1960 | 11 | 98 | 8.9 | 0 |
| 2. Deltha O'Neal, 2001 | 9 | 115 | 12.8 | 0 |
| Tyrone Braxton, 1996 | 9 | 128 | 14.2 | 1 |
| Willie Brown, 1964 | 9 | 140 | 15.6 | 0 |
| 5. Champ Bailey, 2005 | 8 | 139 | 17.4 | 2 |

tackles (3 solo) the next week at T.B. (10/3). Three of his five tackles (4 solo) were for a loss vs. Car. (10/10), and he held Panthers star receiver Muhsin Muhammad to one catch for nine yards, his lowest receiving yardage total in 23 games. At Oak. (10/17), Bailey helped limit the Raiders to 114 passing yards while also making four tackles (4 solo). Bailey was kept busy on *Monday Night Football* at Cin. (10/25) by the Bengals' Chad Johnson with many of his nine tackles (8 solo) coming from stops on the Pro Bowl receiver. Bailey recorded a key interception off Bengals quarterback Carson Palmer on a third down at the Broncos' 10-yard line in the second quarter, making a great catch for his second interception of the year. In Denver's game vs. Atl. (10/31), Bailey posted six tackles (all solo) in trying to limit the effectiveness of quarterback Michael Vick. He upended Vick with a hard-hitting open-field tackle late in the second quarter, holding him to a 5-yard gain. Bailey made five tackles (all solo) vs. Hou. (11/7) and helped limit up-and-coming Texans receiver Andre Johnson to three catches for only 28 yards (9.3 avg.). He displayed tremendous closing speed after the bye week in intercepting a fourth-down Aaron Brooks pass in the end zone at N.O. (11/21) in a game in which he led Denver with 13 tackles (11 solo). He initially was ruled as making the catch out of bounds, but the call was changed to an interception after a replay challenge. In a solid performance by the Broncos' defensive backs at S.D. (12/5), Bailey had six tackles (all solo) and helped limit Drew Brees to a season-low 106 passing yards. Bailey was pivotal in Denver limiting Titans receiver Drew Bennett to only two catches for 26 yards at Ten. (12/25), and the cornerback recorded a pass breakup and a solo tackle in the Broncos' Christmas win. He had a strong showing in Denver's regular-season finale vs. Ind. (1/2) with eight tackles (7 solo) and a pass breakup, helping the Broncos secure their second consecutive playoff berth.

2003: Bailey—who in 2003 earned his fourth consecutive trip to the Pro Bowl—was a 16-game starter for Washington and finished the season with 72 tackles (61 solo), two interceptions (2 yds.), two fumble recoveries and one forced fumble (vs. N.E. 9/28). He also posted 17 pass breakups. In the season opener vs. NYJ (9/4), he recorded four tackles (3 solo) and was a part of a defensive secondary that held the Jets to 105 passing yards. Against Atl. (9/14), Bailey had three tackles, two passes defended and held the Falcons' top receiver, Peerless Price, to just two receptions for 28 yards. He posted six tackles (4 solo) and five passes defended vs. NYG (9/21) and recorded six tackles (all solo), one interception (0 yds. -QB Tom Brady) and one forced fumble vs. N.E. (9/28). Bailey made a key play on the Patriots' first possession of the second half when he forced a fumble that was recovered by Matt Bowen at the 1-yard line, leading to a touchdown. At Phi. (10/5), he finished with eight tackles before recording two tackles (1 solo) vs. T.B. (10/12). He recorded six tackles (all solo) at Buf. (10/19) and posted three tackles (2 solo) and one pass defended at Dal. (11/2). Versus Sea. (11/9), Bailey had five tackles (2 solo) and followed that up with nine tackles (all solo), two pass defended and one fumble recovery at Car. (11/16). Against Mia. (11/23), he had four tackles (all solo) and one pass deflection while recording an identical stat line the next week vs. N.O. (11/30). Bailey had two tackles (1 solo) and his second interception (2 yds.) of the season on quarterback Kerry Collins plus a fumble recovery and a pass defended at NYG (12/7). He recorded two tackles (1 solo) and two passes defended at Chi. (12/21) the next week but left the game in the second quarter due to a facial contusion. In the season finale vs. Phi. (12/27), he recorded five tackles (4 solo) and one pass deflection.

2002: Bailey once again proved himself as one of the premier cornerbacks in the league, continually shutting down the opponent's top receiving threat while setting a single-season career-high in tackles with 84 (67 solo) and adding three interceptions (2 yds.). He also was credited with 28 pass breakups on the year for Washington. His efforts in 2002 were rewarded in the form of his third consecutive bid to the Pro Bowl, the league's annual all-star contest held in Honolulu. In the season opener vs. Ari. (9/8), Bailey posted seven tackles and intercepted (2 yds.) Cardinals quarterback Jake Plummer for the fifth time in his career on the way to recording seven tackles (6 solo). Against Phi. (9/16), he recorded six tackles and saw his first action on offense since 2000, taking a reverse for four yards. He recorded four tackles (2 solo) and an interception of Jeff Garcia vs. S.F. (9/22), and at Ten. (10/6), he posted six stops (all solo) and an interception of Steve McNair (0 yds.). At G.B. (10/20), Bailey recorded five tackles (all solo) and two passes defended while posting six tackles (5 solo) and two passes defended at Sea. (11/3). At NYG (11/17), he set his single-game career high for passes defended with seven

A CONSISTENT THREAT

LONGEST INTERCEPTION STREAKS, BRONCOS HISTORY (REGULAR SEASON)

| Player | Gms. | Year (Games) |
|------------------------|----------|---------------------------|
| 1. Champ Bailey | 5 | 2005 (Gms. 9-13) |
| 2. Tyrone Braxton | 4 | 1996 (Gms. 12-15) |
| 3. many players | 3 | (last by Braxton in 1996) |

IT STARTS WITH CHAMP

MOST STARTS BY A CORNERBACK, NFL, 1999-2005

| Cornerback | Team | Starts |
|------------------------|--------------------|------------|
| 1. Ronde Barber | Tampa Bay | 111 |
| 2. Champ Bailey | Was. / Den. | 110 |
| 3. Sam Madison | Miami | 108 |
| 4. Chris McAlister | Baltimore | 98 |

and had eight stops (6 solo). He also made his first appearance of the season at punt returner, fielding three punts for seven yards. Against Stl. (11/24), Bailey made a season-high nine tackles and had a pass deflection as well as three punt returns for 47 yards. At Dal. (11/28) on Thanksgiving, he posted five tackles (4 solo) and three pass defended and had his best day returning punts with five for 69 yards (13.8 avg.) and a long of 38. Against Hou. (12/22), he recorded three tackles (2 solo) and three passes defended.

2001: Bailey started all 16 games at cornerback and was named a first alternate on the NFC Pro Bowl squad. He earned an invite to the Pro Bowl after Eagles CB Troy Vincent withdrew due to injury. He finished fifth on Washington in tackles (51: 49 solo) and tied for second in interceptions (3). He also was credited with a team-high 18 passes defended, one forced fumble (at NYG 10/7) and a fumble recovery (at S.D. 9/9). He opened the season with four tackles, one interception (5-yd. return, Doug Flutie) and one fumble recovery at S.D. (9/9). He made three tackles and one pass deflection at G.B. (9/24) and recorded four tackles and two passes defended the next week vs. K.C. (9/30). At NYG (10/7), he made four tackles and recorded his first career forced fumble. He held receiver Joey Galloway to only four receptions the next week at Dal. (10/15). Bailey recorded five tackles vs. Car. (10/21) and the next week at NYG (10/28), he made one tackle and three passes defended. When the Redskins hosted Sea. (11/4), he picked off a Matt Hasselbeck pass (0 yds.) on Seattle's 12-yard line. The interception set up a field goal and gave the Redskins the early lead in their 27-14 victory over the Seahawks. Bailey held NFL then-leading receiver Rod Smith to only three catches for 25 yards at Den. (11/18). The next week at Phi. (11/25), he made five tackles, three passes defended and held the Eagles' leading receiver, James Thrash, to four catches for 32 yards. He recorded four tackles, an interception (12 yds., Aaron Brooks) and three passes defended at N.O. (12/30). The Redskins kicked a field goal off the interception and took a lead the Saints could not overcome. In the season finale vs. Ari. (1/6), he held then NFL-leading receiver David Boston to his fewest receptions (2) all season.

2000: Bailey was voted a starting cornerback on the NFC Pro Bowl team after becoming one of the league's most feared defensive backs. He also helped anchor the NFL's second-rated pass defense, totaling team highs in interceptions (5-48 yds.) and passes defended (14). He finished the year with 66 tackles (52 solo), made five solo stops on special teams and posted the first fumble recovery of his career (vs. Dal. 9/18). Bailey also was a weapon on offense, catching three passes for 78 yards (26.0 avg.), including a long of 42, and rushing for one TD. He was named The Quarterback Club Redskins Player of the Year, beating out running back Stephen Davis as well as defensive ends Bruce Smith and Marco Coleman. In the season opener vs. Car. (9/3), he posted a career-high eight solo tackles. The next week at Det. (9/10), he intercepted two Charlie Batch passes (0 yds.) with one of them a one-handed grab at the Redskins' 6-yard line on a ball that went through a Lions receiver's hands in a two-tackle game (1 solo). Bailey had another huge game vs. Dal. (9/18), recovering his first career fumble and returning his first career punt 54 yards after taking a handoff on a reverse from Deion Sanders. The return set up a 33-yard touchdown drive capped by Davis' 7-yard run. He also saw the first action of his career at wide receiver in that game. He started at cornerback and wide receiver vs. Bal. (10/15) before making eight tackles (5 solo) and breaking up a pass at Jac. (10/22). At Ari. (11/5), he used his exceptional speed to save a touchdown on a kickoff return, outrunning and tackling MarTay Jenkins, and recorded three tackles (2 solo) and a pass breakup on defense. Bailey made a key interception at Stl. (11/20), catching a Trent Green pass nine yards deep in the end zone and returning it 48 yards with 5:38 left in the contest to ruin a Rams attempt to trim an 11-point deficit in the Redskins' 33-20 win. The next week vs. Phi. (11/26), he recorded a pass defended for the fifth consecutive game on an interception (0 yds.) of Donovan McNabb in addition to four tackles (three solo). He caught his first career pass, a 24-yarder, at Dal. (12/10) in a three-tackle (2 solo) game. He displayed his versatility in Washington's season-finale vs. Ari. (12/24), catching two Brad Johnson passes for 54 yards, including a 12-yarder on third-and-7 and a 42-yarder on third-and-5. He also rushed once for a 7-yard touchdown against the Cardinals along with intercepting a Jake Plummer pass (0 yds.), making five solo tackles for the second consecutive week and posting a season-high four passes defended. Overall, he participated in 70 plays (eight offense, 53 defense, nine special teams) in a busy day against Arizona.

1999: Selected by Washington in the first round (seventh overall) of the 1999 NFL Draft, Bailey had an exceptional rookie season in which he showed he had all the tools to be a star cornerback in the NFL. One of the most versatile players to enter the league, he started all 16 regular-season games at cornerback to finish second on the Redskins in interceptions (5 for 55 yds., including a 59-yd. touchdown return at Ari. 10/17) while making 83 tackles (64 solo), 19 pass breakups and one sack (12 yds.). He also saw consistent action on special teams, collecting 54 blocks and 14 tackles (10 solo). Bailey started both playoff games (vs. Det. 1/8: a 27-13 Redskins win and at T.B. 1/15: a 14-13 Redskins loss) to total four tackles. His professional career got off to an impressive start as he intercepted a Drew Bledsoe pass and returned it 46 yards for a touchdown in the opening pre-season game vs. N.E. In the regular-season opener vs. Dal. (9/12), he picked off a Troy Aikman pass for his first

OPENING ACT

Champ Bailey has posted an interception in five of the seven regular-season openers he has played.

BAILEY INTERCEPTIONS IN SEASON OPENERS

| Date | Opponent | INT | Yds. |
|----------------|-----------------|-----|------|
| Sept. 12, 1999 | vs. Dallas | 1 | 4 |
| Sept. 9, 2001 | at San Diego | 1 | 5 |
| Sept. 8, 2002 | vs. Arizona | 1 | 2 |
| Sept. 12, 2004 | vs. Kansas City | 1 | 0 |
| Sept. 11, 2005 | at Miami | 1 | 11 |

interception and made six tackles (4 solo). He finished second on the team in tackles at NYG (9/19) with eight (7 solo) before limiting star WR Keyshawn Johnson to only three catches and making five tackles in a win at NYJ (9/26). Bailey made eight tackles (6 solo) vs. Car. (10/3) for the second-highest total on the team that day. His biggest game came in the Redskins' win at Ari. (10/17). While the Redskins' defense held the Cardinals to 274 yards, Bailey intercepted three passes (51 yds.), becoming the youngest player in NFL history and the 15th Redskin to perform such a feat. Against the Cardinals, he returned one interception 59 yards for a second quarter touchdown, his first score, on the way to earning NFC Defensive Player of the Week honors. Against Chi. (10/31), Bailey made eight tackles (7 solo) and had a pass defended and a forced fumble on special teams. The NFL again honored Bailey for his strong play in the month, naming him Rookie Defensive Player of the Month for October. At Phi. (11/14), he recorded the first sack (12 yds.) of his career on Donovan McNabb and had one pass defended, two tackles defensively and one tackle on kickoff coverage. He picked off his fifth pass of the year vs. Ari. (12/12) and collected a team-high two tackles on kickoff coverage. In the regular-season finale vs. Mia. (1/2), he had a season-high 10 tackles (seven solo) and two passes defended.

COLLEGE: Bailey was regarded as one of college football's greatest multiple threats (offense, defense, special teams) in his three seasons at the University of Georgia. During his final year at Georgia as a junior, he registered 52 tackles (four for losses), three interceptions, seven passes defended, 47 catches for 744 yards (15.8 avg.), five touchdowns, 84 yards rushing on 16 carries, 12 kickoff returns for 261 yards and four punt returns for 49 yards. He averaged 103.5 all-purpose yards per game and logged 957 plays (547 defense, 301 offense and 109 special teams) on the way to earning consensus All-America and first-team All-Southeastern Conference honors and claiming the Bronko Nagurski Award as America's top defensive player following his junior season. Against Virginia in the Peach Bowl, he caught three passes for 73 yards, including a 14-yard touchdown, rushed three times for 9 yards, returned five kickoffs for 104 yards, returned a punt 12 yards while posting two tackles and one pass defended at cornerback. In three years at Georgia, he played 33 games (24 starts) to post 147 total tackles, two fumble recoveries, one forced fumble, eight interceptions and 27 passes defended. He was an All-SEC first-team selection as a sophomore, starting every game at left cornerback and one game at wide receiver. Bailey set a school indoor long jump record in 1998 of 25-10 3/4 feet to finish third at the SEC Indoor Track and Field Championships.

PERSONAL: Bailey attended Charlton County High School in Folkston, Ga., where he was a Class-A all-state selection in football while earning *USA Today* honorable mention All-America honors and second-team all-south accolades. He was voted MVP in each of his final three seasons and rushed for 1,858 yards with 28 touchdowns, threw for 277 yards, averaged 33.3 yards on punts and totaled 37 tackles and two interceptions as a senior. For his high school career, Bailey rushed for 3,573 yards with 58 touchdowns, passed for 1,211 yards with 10 scores and gained 5,855 yards with 394 points. He also made 80 tackles, eight interceptions and four fumble recoveries. Bailey was an all-state honorable mention selection in basketball and the state high jump champion as a junior. His younger brother, Boss, was a former All-America linebacker at Georgia and was selected by the Detroit Lions in the second round of the 2003 NFL Draft. Although his given first name is Roland, Bailey was nicknamed "Champ" by his mother. Bailey was involved in the Redskins' All-Stars program, encouraging youth to get involved in community service and volunteerism. He also participated in the annual Redskins Season Kickoff Cruise to support the Darrell Green Youth Life Foundation and sponsors a child at the

CHAMP BAILEY ON OFFENSE

*denotes win (Bailey's teams are 4-5, including postseason, in games in which he sees action on offense).

| Date | Opponent | RECEIVING | | | | | RUSHING | | | | |
|----------------------|-------------------|-----------|-----------|-------------|-----------|----------|----------|-----------|------------|-----------|----------|
| | | Rec. | Yds. | Avg. | LG | TD | Att. | Yds. | Avg. | LG | TD |
| 9/18/00 | vs. Dallas | 0 | 0 | 0.0 | — | 0 | 0 | 0 | 0.0 | — | 0 |
| 10/15/00 | vs. Baltimore * & | 0 | 0 | 0.0 | — | 0 | 0 | 0 | 0.0 | — | 0 |
| 10/30/00 | vs. Tennessee | 0 | 0 | 0.0 | — | 0 | 0 | 0 | 0.0 | — | 0 |
| 12/10/00 | at Dallas | 1 | 24 | 24.0 | 24 | 0 | 0 | 0 | 0.0 | — | 0 |
| 12/24/00 | vs. Arizona * | 2 | 54 | 27.0 | 42 | 0 | 1 | 7 | 7.0 | 7t | 1 |
| 9/16/02 | vs. Philadelphia | 0 | 0 | 0.0 | — | 0 | 1 | 4 | 4.0 | 4 | 0 |
| 9/12/04 | vs. Kansas City * | 1 | 11 | 11.0 | 11 | 0 | 0 | 0 | 0.0 | — | 0 |
| 9/19/04 | at Jacksonville | 0 | 0 | 0.0 | — | 0 | 0 | 0 | 0.0 | — | 0 |
| 10/10/04 | vs. Carolina * | 0 | 0 | 0.0 | — | 0 | 0 | 0 | 0.0 | — | 0 |
| Career Totals | | 4 | 89 | 22.3 | 42 | 0 | 2 | 11 | 5.5 | 7t | 1 |

& - Bailey started at wide receiver and cornerback in Washington's game vs. Baltimore on Oct. 15, 2000.

foundation's "Christmas with the Redskins" party each year. Bailey was a part of the Washington Redskins Leadership Council All Stars public service announcement with children from the Sterling Community Center to promote and encourage community service. Roland "Champ" Bailey was born June 22, 1978, in Folkston, Ga.

BAILEY'S REGULAR SEASON RECORD

| Year | Club | G | S | UT | A | TT | S-Yds. | I-Yds. | PD | FF | FR | TD-Int. | TD-FR | S | Pts. |
|-----------------------|------------|------------|------------|-----------|------------|-------------|---------------|------------|----------|----------|----------|----------|----------|----------|-----------|
| 1999 | Washington | 16 | 16 | 64 | 19 | 83 | 1-12 | 5-55 | 19 | 0 | 0 | 1 | 0 | 0 | 6 |
| 2000 | Washington | 16 | 16 | 52 | 14 | 66 | 0-0 | 5-48 | 14 | 0 | 1 | 0 | 0 | 0 | 0 |
| 2001 | Washington | 16 | 16 | 49 | 2 | 51 | 0-0 | 3-17 | 18 | 1 | 1 | 0 | 0 | 0 | 0 |
| 2002 | Washington | 16 | 16 | 67 | 17 | 84 | 0-0 | 3-2 | 28 | 0 | 0 | 0 | 0 | 0 | 0 |
| 2003 | Washington | 16 | 16 | 61 | 11 | 72 | 0-0 | 2-2 | 17 | 1 | 2 | 0 | 0 | 0 | 0 |
| 2004 | Denver | 16 | 16 | 74 | 10 | 84 | 0-0 | 3-0 | 13 | 0 | 0 | 0 | 0 | 0 | 0 |
| 2005 | Denver | 14 | 14 | 62 | 10 | 72 | 0-0 | 8-139 | 28 | 2 | 0 | 2 | 0 | 0 | 12 |
| CAREER TOTALS | 110 | 110 | 429 | 83 | 512 | 1-12 | 29-263 | 137 | 4 | 4 | 3 | 0 | 0 | 0 | 18 |
| BRONCOS TOTALS | 30 | 30 | 136 | 20 | 156 | 0-0 | 11-139 | 41 | 2 | 0 | 2 | 0 | 0 | 0 | 12 |

ADDITIONAL STATISTICS: Special teams tackles — 1999 (12), 2000 (4), 2003 (1), TOTAL (17). Miscellaneous tackles — 2000 (1), TOTAL (1). Punt returns — 2000 (1 for 63 yds., includes a 54-yd. handoff, 1 FC), 2002 (24 for 238 yds., 9.9 avg., 4 FC, 39-yd. long), TOTAL (25 punt returns for 303 yds., 12.1 avg., 5 FC, 54-yd. long). Kick returns — 2002 (1 for 17 yds.), TOTAL (1 kick return for 17 yds.). Receptions — 2000 (3 for 78 yds., 26.0 avg., 42-yd. long), 2004 (1 for 11 yds.), TOTAL (4 rec. for 89 yds., 22.3 avg., 42-yd. long). Rushes — 2000 (1 for 7 yds. -TD), 2002 (1 for 4 yds.), TOTAL (2 rushes for 11 yds., 5.5 avg., 7-yd. long, TD).

BAILEY'S POSTSEASON RECORD

| Year | Club | G | S | UT | A | TT | S-Yds. | I-Yds. | PD | FF | FR | TD-Int. | TD-FR | S | Pts. |
|-----------------------|------------|----------|-----------|----------|-----------|------------|--------------|----------|----------|----------|----------|----------|----------|----------|----------|
| 1999 | Washington | 2 | 2 | 4 | 0 | 4 | 0-0 | 1-5 | 2 | 0 | 0 | 0 | 0 | 0 | 0 |
| 2004 | Denver | 1 | 1 | 7 | 0 | 7 | 0-0 | 0-0 | 0 | 0 | 0 | 0 | 0 | 0 | 0 |
| 2005 | Denver | 2 | 2 | 3 | 2 | 5 | 0-0 | 1-100 | 4 | 0 | 0 | 0 | 0 | 0 | 0 |
| CAREER TOTALS | 5 | 5 | 14 | 2 | 16 | 0-0 | 2-105 | 6 | 0 | 0 | 0 | 0 | 0 | 0 | 0 |
| BRONCOS TOTALS | 3 | 3 | 10 | 2 | 12 | 0-0 | 1-100 | 4 | 0 | 0 | 0 | 0 | 0 | 0 | 0 |

BAILEY'S SINGLE GAME HIGHS

(Postseason in parentheses)

Interceptions — 3 at Arizona, 10/17/99 (1, twice, last vs. New England, 1/14/06). **Interception return yards** — 65 at Dallas, 11/24/05 (100 vs. New England, 1/14/06). **Sacks** — 1 at Philadelphia, 11/14/99 (none). **Sack yards** — 12 at Philadelphia, 11/14/99 (none). **Receptions** — 2 vs. Arizona, 12/24/00 (none). **Receiving yards** — 54 vs. Arizona, 12/24/00 (none). **Longest reception** — 42 vs. Arizona, 12/24/00 (none). **Receiving touchdowns** — None (none). **Rushes** — 1, twice, last vs. Philadelphia, 9/16/02 (none). **Rushing yards** — 7 vs. Arizona, 12/24/00 (none). **Longest rush** — 7 vs. Arizona, 12/24/00 (none). **Rushing touchdowns** — 1 vs. Arizona, 12/24/00 (none). **Punt returns** — 5, three times, last vs. Dallas, 12/29/02 (none). **Punt return yards** — 69 at Dallas, 11/28/02 (none). **Longest punt return** — 54-yd. handoff vs. Dallas, 9/18/00 (none). **Punt return touchdowns** — None (none). **Kick returns** — 1 vs. Dallas, 12/29/02 (none). **Kick return yards** — 17 vs. Dallas, 12/29/02 (none). **Longest kick return** — 17 vs. Dallas, 12/29/02 (none). **Kick return touchdowns** — None (none).

BAILEY'S MULTIPLE INTERCEPTION GAMES (2)

*denotes win (Bailey's teams are 1-1 when he records more than one interception in a game.)

| Date | Opponent | I-Yds. |
|----------|-------------|--------|
| 10/17/99 | at Arizona* | 3-51 |
| 9/10/00 | at Detroit | 2-0 |

CHAMP BAILEY CAREER GAME-BY-GAME

(Victories asterisked)

| 1999 WASHINGTON (10-6) | | | | | | | | | | | | | | | |
|------------------------------|-------------------|-----------|-----------|-----------|-------------|-------------|-----------|----------|----------|----------|--|--|--|--|--|
| Date | Opponent | P/S | UT | A | TT | S-Yds. | I-Yds. | PD | FF | FR | | | | | |
| Sep 12 | vs. Dallas | S | 4 | 2 | 6 | 0-0 | 1-4 | 1 | 0 | 0 | | | | | |
| Sep 19 | at N.Y. Giants* | S | 7 | 1 | 8 | 0-0 | 0-0 | 0 | 0 | 0 | | | | | |
| Sep 26 | at N.Y. Jets* | S | 5 | 0 | 5 | 0-0 | 0-0 | 2 | 0 | 0 | | | | | |
| Oct 3 | vs. Carolina* | S | 6 | 2 | 8 | 0-0 | 0-0 | 2 | 0 | 0 | | | | | |
| Oct 17 | at Arizona* | S | 2 | 2 | 4 | 0-0 | 3-51 | 3 | 0 | 0 | | | | | |
| Oct 24 | at Dallas | S | 2 | 0 | 2 | 0-0 | 0-0 | 0 | 0 | 0 | | | | | |
| Oct 31 | vs. Chicago* | S | 7 | 1 | 8 | 0-0 | 0-0 | 1 | 0 | 0 | | | | | |
| Nov 7 | vs. Buffalo | S | 3 | 1 | 4 | 0-0 | 0-0 | 0 | 0 | 0 | | | | | |
| Nov 14 | at Philadelphia | S | 2 | 0 | 2 | 1-12 | 0-0 | 1 | 0 | 0 | | | | | |
| Nov 21 | vs. N.Y. Giants* | S | 3 | 1 | 4 | 0-0 | 0-0 | 2 | 0 | 0 | | | | | |
| Nov 28 | vs. Philadelphia* | S | 3 | 1 | 4 | 0-0 | 0-0 | 0 | 0 | 0 | | | | | |
| Dec 5 | at Detroit | S | 4 | 2 | 6 | 0-0 | 0-0 | 1 | 0 | 0 | | | | | |
| Dec 12 | vs. Arizona* | S | 2 | 1 | 3 | 0-0 | 1-0 | 1 | 0 | 0 | | | | | |
| Dec 19 | at Indianapolis | S | 4 | 1 | 5 | 0-0 | 0-0 | 1 | 0 | 0 | | | | | |
| Dec 26 | at San Francisco* | S | 3 | 1 | 4 | 0-0 | 0-0 | 2 | 0 | 0 | | | | | |
| Jan 2 | vs. Miami* | S | 7 | 3 | 10 | 0-0 | 0-0 | 2 | 0 | 0 | | | | | |
| Regular Season Totals | 16/16 | 64 | 19 | 83 | 1-12 | 5-55 | 19 | 0 | 0 | 0 | | | | | |
| Jan 8 | vs. Detroit*& | S | 3 | 0 | 3 | 0-0 | 1-5 | 2 | 0 | 0 | | | | | |
| Jan 15 | at Tampa Bay† | S | 1 | 0 | 1 | 0-0 | 0-0 | 0 | 0 | 0 | | | | | |
| Postseason Totals | 2/2 | 4 | 0 | 4 | 0-0 | 1-5 | 2 | 0 | 0 | 0 | | | | | |

&NFC Wild Card Playoff Game; †NFC Divisional Playoff Game

| 2000 WASHINGTON (8-8) | | | | | | | | | | | | | | | |
|------------------------------|------------------|-----------|-----------|-----------|------------|-------------|-----------|----------|----------|----------|--|--|--|--|--|
| Date | Opponent | P/S | UT | A | TT | S-Yds. | I-Yds. | PD | FF | FR | | | | | |
| Sep 3 | vs. Carolina* | S | 8 | 0 | 8 | 0-0 | 0-0 | 1 | 0 | 0 | | | | | |
| Sep 10 | at Detroit | S | 1 | 1 | 2 | 0-0 | 2-0 | 2 | 0 | 0 | | | | | |
| Sep 18 | vs. Dallas | S | 2 | 0 | 2 | 0-0 | 0-0 | 0 | 0 | 1 | | | | | |
| Sep 24 | at N.Y. Giants* | S | 6 | 1 | 7 | 0-0 | 0-0 | 1 | 0 | 0 | | | | | |
| Oct 1 | vs. Tampa Bay* | S | 4 | 1 | 5 | 0-0 | 0-0 | 0 | 0 | 0 | | | | | |
| Oct 8 | at Philadelphia* | S | 2 | 1 | 3 | 0-0 | 0-0 | 0 | 0 | 0 | | | | | |
| Oct 15 | vs. Baltimore* | S | 1 | 1 | 2 | 0-0 | 0-0 | 0 | 0 | 0 | | | | | |
| Oct 22 | at Jacksonville* | S | 5 | 3 | 8 | 0-0 | 0-0 | 1 | 0 | 0 | | | | | |
| Oct 30 | vs. Tennessee | S | 1 | 2 | 3 | 0-0 | 0-0 | 1 | 0 | 0 | | | | | |
| Nov 5 | at Arizona | S | 2 | 1 | 3 | 0-0 | 0-0 | 1 | 0 | 0 | | | | | |
| Nov 20 | at St. Louis* | S | 1 | 0 | 1 | 0-0 | 1-48 | 1 | 0 | 0 | | | | | |
| Nov 26 | vs. Philadelphia | S | 3 | 1 | 4 | 0-0 | 1-0 | 1 | 0 | 0 | | | | | |
| Dec 3 | vs. N.Y. Giants | S | 4 | 1 | 5 | 0-0 | 0-0 | 1 | 0 | 0 | | | | | |
| Dec 10 | at Dallas | S | 2 | 1 | 3 | 0-0 | 0-0 | 0 | 0 | 0 | | | | | |
| Dec 16 | at Pittsburgh | S | 5 | 0 | 5 | 0-0 | 0-0 | 0 | 0 | 0 | | | | | |
| Dec 24 | vs. Arizona* | S | 5 | 0 | 5 | 0-0 | 1-0 | 4 | 0 | 0 | | | | | |
| Regular Season Totals | 16/16 | 52 | 14 | 66 | 0-0 | 5-48 | 14 | 0 | 1 | 1 | | | | | |

| 2001 WASHINGTON (8-8) | | | | | | | | | | | | | | | |
|------------------------------|------------------|-----------|----------|-----------|------------|-------------|-----------|----------|----------|----------|--|--|--|--|--|
| Date | Opponent | P/S | UT | A | TT | S-Yds. | I-Yds. | PD | FF | FR | | | | | |
| Sep 9 | at San Diego | S | 4 | 0 | 4 | 0-0 | 1-5 | 1 | 0 | 1 | | | | | |
| Sep 24 | at Green Bay | S | 3 | 0 | 3 | 0-0 | 0-0 | 1 | 0 | 0 | | | | | |
| Sep 30 | vs. Kansas City | S | 4 | 0 | 4 | 0-0 | 0-0 | 2 | 0 | 0 | | | | | |
| Oct 7 | at N.Y. Giants | S | 3 | 1 | 4 | 0-0 | 0-0 | 0 | 1 | 0 | | | | | |
| Oct 15 | at Dallas | S | 1 | 0 | 1 | 0-0 | 0-0 | 0 | 0 | 0 | | | | | |
| Oct 21 | vs. Carolina* | S | 5 | 0 | 5 | 0-0 | 0-0 | 0 | 0 | 0 | | | | | |
| Oct 28 | vs. N.Y. Giants* | S | 1 | 0 | 1 | 0-0 | 0-0 | 3 | 0 | 0 | | | | | |
| Nov 4 | vs. Seattle* | S | 0 | 0 | 0 | 0-0 | 1-0 | 2 | 0 | 0 | | | | | |
| Nov 18 | at Denver* | S | 2 | 0 | 2 | 0-0 | 0-0 | 0 | 0 | 0 | | | | | |
| Nov 25 | at Philadelphia* | S | 5 | 0 | 5 | 0-0 | 0-0 | 3 | 0 | 0 | | | | | |
| Dec 2 | vs. Dallas | S | 5 | 0 | 5 | 0-0 | 0-0 | 0 | 0 | 0 | | | | | |
| Dec 9 | at Arizona* | S | 3 | 0 | 3 | 0-0 | 0-0 | 1 | 0 | 0 | | | | | |
| Dec 16 | vs. Philadelphia | S | 2 | 1 | 3 | 0-0 | 0-0 | 0 | 0 | 0 | | | | | |
| Dec 23 | vs. Chicago | S | 6 | 0 | 6 | 0-0 | 0-0 | 1 | 0 | 0 | | | | | |
| Dec 30 | at New Orleans* | S | 4 | 0 | 4 | 0-0 | 1-12 | 3 | 0 | 0 | | | | | |
| Jan 6 | vs. Arizona* | S | 1 | 0 | 1 | 0-0 | 0-0 | 1 | 0 | 0 | | | | | |
| Regular Season Totals | 16/16 | 49 | 2 | 51 | 0-0 | 3-17 | 18 | 1 | 1 | 1 | | | | | |

| 2002 WASHINGTON (7-9) | | | | | | | | | | | | | | | |
|------------------------------|-------------------|-----------|-----------|-----------|------------|------------|-----------|----------|----------|----------|--|--|--|--|--|
| Date | Opponent | P/S | UT | A | TT | S-Yds. | I-Yds. | PD | FF | FR | | | | | |
| Sep 8 | vs. Arizona* | S | 6 | 1 | 7 | 0-0 | 1-2 | 1 | 0 | 0 | | | | | |
| Sep 16 | vs. Philadelphia | S | 6 | 0 | 6 | 0-0 | 0-0 | 0 | 0 | 0 | | | | | |
| Sep 22 | at San Francisco | S | 2 | 2 | 4 | 0-0 | 1-0 | 3 | 0 | 0 | | | | | |
| Oct 6 | at Tennessee* | S | 6 | 0 | 6 | 0-0 | 1-0 | 2 | 0 | 0 | | | | | |
| Oct 13 | vs. New Orleans | S | 3 | 1 | 4 | 0-0 | 0-0 | 0 | 0 | 0 | | | | | |
| Oct 20 | at Green Bay | S | 5 | 0 | 5 | 0-0 | 0-0 | 2 | 0 | 0 | | | | | |
| Oct 27 | vs. Indianapolis* | S | 3 | 0 | 3 | 0-0 | 0-0 | 0 | 0 | 0 | | | | | |
| Nov 3 | at Seattle* | S | 5 | 1 | 6 | 0-0 | 0-0 | 2 | 0 | 0 | | | | | |
| Nov 10 | at Jacksonville | S | 5 | 2 | 7 | 0-0 | 0-0 | 0 | 0 | 0 | | | | | |
| Nov 17 | at N.Y. Giants | S | 6 | 2 | 8 | 0-0 | 0-0 | 7 | 0 | 0 | | | | | |
| Nov 24 | vs. St. Louis* | S | 5 | 4 | 9 | 0-0 | 0-0 | 1 | 0 | 0 | | | | | |
| Nov 28 | at Dallas | S | 4 | 1 | 5 | 0-0 | 0-0 | 3 | 0 | 0 | | | | | |
| Dec 8 | vs. N.Y. Giants | S | 5 | 2 | 7 | 0-0 | 0-0 | 2 | 0 | 0 | | | | | |
| Dec 15 | at Philadelphia | S | 3 | 0 | 3 | 0-0 | 0-0 | 0 | 0 | 0 | | | | | |
| Dec 22 | vs. Houston* | S | 2 | 1 | 3 | 0-0 | 0-0 | 3 | 0 | 0 | | | | | |
| Dec 29 | vs. Dallas* | S | 1 | 0 | 1 | 0-0 | 0-0 | 2 | 0 | 0 | | | | | |
| Regular Season Totals | 16/16 | 67 | 17 | 84 | 0-0 | 3-2 | 28 | 0 | 0 | 0 | | | | | |

| 2004 DENVER (10-6) TACKLES | | | | | | | | | | |
|------------------------------|-------------------|--------------|-----------|-----------|-----------|------------|------------|-----------|----------|----------|
| Date | Opponent | P/S | UT | A | TT | S-Yds. | I-Yds | PD | FF | FR |
| Sep 12 | vs. Kansas City* | S | 4 | 1 | 5 | 0-0 | 1-0 | 3 | 0 | 0 |
| Sep 19 | at Jacksonville | S | 5 | 0 | 5 | 0-0 | 0-0 | 0 | 0 | 0 |
| Sep 26 | vs. San Diego* | S | 4 | 2 | 6 | 0-0 | 0-0 | 1 | 0 | 0 |
| Oct 3 | at Tampa Bay* | S | 3 | 1 | 4 | 0-0 | 0-0 | 0 | 0 | 0 |
| Oct 10 | vs. Carolina* | S | 4 | 1 | 5 | 0-0 | 0-0 | 0 | 0 | 0 |
| Oct 17 | at Oakland* | S | 4 | 0 | 4 | 0-0 | 0-0 | 0 | 0 | 0 |
| Oct 25 | at Cincinnati | S | 8 | 1 | 9 | 0-0 | 1-0 | 1 | 0 | 0 |
| Oct 31 | vs. Atlanta | S | 6 | 0 | 6 | 0-0 | 0-0 | 0 | 0 | 0 |
| Nov 7 | vs. Houston* | S | 5 | 0 | 5 | 0-0 | 0-0 | 0 | 0 | 0 |
| Nov 21 | at New Orleans* | S | 11 | 2 | 13 | 0-0 | 1-0 | 2 | 0 | 0 |
| Nov 28 | vs. Oakland | S | 0 | 0 | 0 | 0-0 | 0-0 | 0 | 0 | 0 |
| Dec 5 | at San Diego | S | 6 | 0 | 6 | 0-0 | 0-0 | 1 | 0 | 0 |
| Dec 12 | vs. Miami* | S | 3 | 0 | 3 | 0-0 | 0-0 | 2 | 0 | 0 |
| Dec 19 | at Kansas City | S | 3 | 1 | 4 | 0-0 | 0-0 | 1 | 0 | 0 |
| Dec 25 | at Tennessee* | S | 1 | 0 | 1 | 0-0 | 0-0 | 1 | 0 | 0 |
| Jan 2 | vs. Indianapolis* | S | 7 | 1 | 8 | 0-0 | 0-0 | 1 | 0 | 0 |
| Regular Season Totals | | 16/16 | 74 | 10 | 84 | 0-0 | 3-0 | 13 | 0 | 0 |
| Jan 9 | at Indianapolis* | S | 7 | 0 | 7 | 0-0 | 0-0 | 0 | 0 | 0 |
| Postseason Totals | | 1/1 | 7 | 0 | 7 | 0-0 | 0-0 | 0 | 0 | 0 |

*AFC Wild Card Playoff Game

| 2005 DENVER (13-3) TACKLES | | | | | | | | | | |
|------------------------------|--------------------|--------------|-----------|-----------|-----------|------------|--------------|-----------|----------|----------|
| Date | Opponent | P/S | UT | A | TT | S-Yds. | I-Yds | PD | FF | FR |
| Sep 11 | at Miami | S | 7 | 0 | 7 | 0-0 | 1-11 | 2 | 1 | 0 |
| Sep 18 | vs. San Diego* | S | 3 | 1 | 4 | 0-0 | 1-25t | 1 | 0 | 0 |
| Sep 26 | vs. Kansas City* | S | 2 | 1 | 3 | 0-0 | 0-0 | 2 | 0 | 0 |
| Oct 2 | at Jacksonville* | INACTIVE | | | | | | | | |
| Oct 9 | vs. Washington* | INACTIVE | | | | | | | | |
| Oct 16 | vs. New England* | S | 1 | 1 | 2 | 0-0 | 0-0 | 0 | 0 | 0 |
| Oct 23 | at N.Y. Giants | S | 3 | 1 | 4 | 0-0 | 1-0 | 5 | 0 | 0 |
| Oct 30 | vs. Philadelphia* | S | 2 | 0 | 2 | 0-0 | 0-0 | 1 | 0 | 0 |
| Nov 13 | at Oakland* | S | 8 | 2 | 10 | 0-0 | 1-18 | 1 | 0 | 0 |
| Nov 20 | vs. N.Y. Jets* | S | 3 | 1 | 4 | 0-0 | 1-0 | 2 | 0 | 0 |
| Nov 24 | at Dallas* | S | 7 | 0 | 7 | 0-0 | 1-65t | 3 | 0 | 0 |
| Dec 4 | at Kansas City | S | 1 | 1 | 2 | 0-0 | 1-10 | 2 | 0 | 0 |
| Dec 11 | vs. Baltimore* | S | 7 | 2 | 9 | 0-0 | 1-10 | 3 | 1 | 0 |
| Dec 17 | at Buffalo* | S | 5 | 0 | 5 | 0-0 | 0-0 | 1 | 0 | 0 |
| Dec 24 | vs. Oakland* | S | 4 | 0 | 4 | 0-0 | 0-0 | 3 | 0 | 0 |
| Dec 31 | at San Diego* | S | 9 | 0 | 9 | 0-0 | 0-0 | 2 | 0 | 0 |
| Regular Season Totals | | 14/14 | 62 | 10 | 72 | 0-0 | 8-139 | 28 | 2 | 0 |
| Jan 14 | vs. New England* & | S | 2 | 0 | 2 | 0-0 | 1-100 | 3 | 0 | 0 |
| Jan 22 | vs. Pittsburgh\$ | S | 1 | 2 | 3 | 0-0 | 0-0 | 1 | 0 | 0 |
| Postseason Totals | | 2/2 | 3 | 2 | 5 | 0-0 | 1-100 | 4 | 0 | 0 |

*AFC Divisional Playoff Game; \$AFC Championship Game



TATUM BELL

5-11 • 213 • 3RD YR. • OKLAHOMA STATE

BORN: March 2, 1981, in Dallas

HIGH SCHOOL: DeSoto High School, DeSoto, Texas

ACQUIRED: Draft #2a (41st overall), 2004

NFL YEAR: 3rd • **YEAR WITH BRONCOS:** 3rd

NFL GAMES PLAYED/STARTED: 29/1 • **POSTSEASON:** 3/0



RUNNING BACK

BELL AT A GLANCE:

- A third-year running back with explosive speed who recorded a career-best 921 rushing yards in 2005 despite starting only one game and sharing time with Mike Anderson.
- Recorded three 100-yard games in 2005 as he and Anderson (1,014 yds.) nearly became only the fourth pair of 1,000-yard rushers on the same team in NFL history.
- Leads all NFL running backs in yards per rush (5.3) since entering the NFL in 2004.
- Led all 2004 AFC rookies (4th among NFL rookies) in rushing by posting 396 yards on 75 carries (5.3 avg.) with three touchdowns.
- Posted his first 100-yard game (123 yds.) vs. Mia. (12/12/04), becoming the third Denver running back in 2004 to eclipse the century mark in a game.
- Displayed big-play potential as a rookie on several occasions, including in the Broncos' game at Kansas City (12/19/04) when he turned a short pass into a career-long 58-yard reception.

- Rebounded from a difficult start to his career that saw him suffer a fractured right middle finger during his first day of training camp (7/31/04).
- Ranked sixth all-time with 3,409 career rushing yards at Oklahoma State University, the same school that produced NFL star running backs Barry Sanders and Thurman Thomas.
- Selected by the Broncos in the second round (41st overall) of the 2004 NFL Draft with the pick Denver obtained from Washington in the Champ Bailey-for-Clinton Portis trade.

CAREER TRANSACTIONS: Signed by Denver as a draft choice 7/31/04.

2005: In his second professional season, Bell rushed 173 times for a career-best 921 yards (5.3 avg.) with eight touchdowns while adding 18 receptions for 104 yards (5.8 avg.) in 15 regular-season games (1 start) for the Broncos. His 921-yard rushing performance ranked 11th in the AFC (19th in NFL) and helped Denver boast the league's second-best rushing attack (158.7 ypg.). Bell, who played in both postseason games, ranked second in the AFC and sixth in the NFL with 10 runs of 20 or more yards, including three such touchdowns, and led all league running backs with a 5.3-yard average. Bell and teammate Mike Anderson (1,014 yds.) nearly became the fourth pair of teammates in NFL history to each rush for 1,000 yards in the same year. Bell helped the Broncos become just the third team in league annals to have two 900-yard rushers (Anderson and Bell), a 1,000-yard receiver (Smith) and a 3,000-yard passer (Plummer) in the same season. Bell was recognized as FedEx Ground NFL Player of the Week for a career-high 127 rushing yards with two touchdowns vs. Was. (10/9). In an AFC Divisional Playoff Game vs. N.E. (1/14), Bell recorded six rushes for 19 yards and contributed a special-teams stop in the win over the Patriots. In the AFC Championship Game vs. Pit. (1/22), he led the team with five catches for 28 yards while adding five carries for 31 yards. During the Broncos' regular-season opener at Mia. (9/11), Bell saw extended time with Anderson forced out early with a rib injury and totaled 47 rushing yards on 13 carries. On *Monday Night Football* vs. K.C. (9/26), he contributed three carries for 36 yards. At Jac. (10/2), Bell accumulated 60 yards on 15 attempts (4.0 avg.). He notched his first 100-yard performance of the season when he led the team with a career-high 127 yards and two touchdowns on 12 carries (10.6 avg.) on a rain-slicked field vs. Was. (10/9). Bell burst through the Redskins' defense for touchdown runs of 34 and 55 yards en route to picking up the FedEx Ground NFL Player of the Week honors. Against N.E. (10/16), Bell recorded his first back-to-back 100-yard performance when he gashed the Patriots' defense for a team-leading 114 yards with one touchdown on 13 carries (8.8 avg.) while adding three receptions for 20 yards. In the second quarter against the Patriots, Bell burst through the line of scrimmage and sprinted down the middle of the field for a career-long 68-yard run to set up a Denver touchdown. He added 60 yards on eight carries, including a 37-yard run, at NYG (10/23). He put together a 14-carry, 107-yard, two-touchdown performance vs. Phi. (10/30). He capped the scoring with touchdown runs of 67 and six yards in the fourth quarter against the Eagles. Bell and Anderson became the first Broncos running backs to eclipse the 100-yard rushing plateau in the same game since Terrell Davis (184) and Derek Loville (103) did it in a play-off game vs. Jacksonville (12/27/97), and the two accomplished that feat for the first time in Broncos regular-season history since Otis Armstrong (116) and quarterback Norris Weese (120) at Chicago (12/8/76). For their performances against the Eagles, Anderson, Bell and Plummer etched their names in the league record book as the Broncos became the first team in NFL history to have two 100-yard rushers (Anderson and Bell) and a 300-yard passer (Plummer) in the same game. Against NYJ (11/20), he rushed for 34 yards on 10 attempts before leaving the game with a chest injury with 9:15 left in the third quarter. The chest injury forced him inactive at Dal. (11/24) on Thanksgiving Day. Bell returned to the lineup the following week at K.C. (12/4), gaining a team-high 46 yards on five carries (9.2 avg.). He paced the team for the second consecutive week with 63 yards on 16 carries vs. Bal. (12/11). He added 16 yards on two receptions in the game against the Ravens. At Buf. (12/17), Bell rushed for 49 yards on 12 attempts in helping Denver clinch a playoff spot. With Anderson forced out vs. Oak. (12/24) early in the third quarter, Bell led Denver with 17 carries for 71 yards against the Raiders. Entering the regular-season finale at S.D. (12/31), Bell needed 131 yards to join Anderson in the 1,000-yard rushing club. He managed 52 yards and a career-high three touchdowns (6, 1 and 19 yds.) on 17 rushes against the Chargers' top-ranked rushing defense.

2004: Selected by the Broncos in the second round (41st overall) of the 2004 NFL Draft, Bell displayed plenty of potential during his rookie year as he led all AFC rookies (4th among NFL rookies) with 396 rushing yards on 75 carries (5.3 avg.) with three touchdowns in 14 regular-season games (0 starts). The promising running back also caught five passes for 80 yards (16.0 avg.), including a 58-yard reception (at K.C. 12/19). He turned in one 100-yard game (vs. Mia. 12/12) to join teammates Reuben Droughns and Quentin Griffin as the third

DYNAMIC DENVER RUSHING DUOS

| MOST RUSHING YDS. BY 2005 NFL RB DUOS | | | BRONCOS RB DUOS CLOSEST TO EACH REACHING 1,000 YDS. | | |
|---------------------------------------|-------------|-------|---|------|------------|
| Players | Team | Yards | Players | Year | Yds. Short |
| 1. L. Johnson, P. Holmes | Kansas City | 2,201 | 1. M. Anderson (1,014), T. Bell (921) | 2005 | 79 |
| 2. S. Alexander, M. Morris | Seattle | 2,168 | 2. F. Little (979), J. Dawkins (706) | 1973 | 315 |
| 3. T. Barber, D. Ward | N.Y. Giants | 1,983 | 3. F. Little (1,133), R. Anderson (533) | 1971 | 467 |
| 4. M. Anderson, T. Bell | Denver | 1,935 | 4. C. Gilchrist (954), W. Hayes (526) | 1965 | 520 |
| 5. C. Portis, L. Betts | Washington | 1,854 | 5. R. Droughns (1,240), T. Bell (396) | 2004 | 604 |

BELL MAKES THE MOST OF HIS CARRIES

| RUSHING AVG., NFL RBS, 2004-05 (MIN. 100 ATT.) | | | | | RUSHING AVG., BRONCOS HISTORY (MIN. 100 ATT.) | | | | |
|--|------|-------|------|----|---|-------|-------|------|----|
| Player | Att. | Yds. | Avg. | TD | Player | Att. | Yds. | Avg. | TD |
| 1. Tatum Bell, Den. | 248 | 1,317 | 5.3 | 11 | 1. Clinton Portis (2002-03) | 563 | 3,099 | 5.5 | 29 |
| 2. Larry Johnson, K.C. | 456 | 2,331 | 5.1 | 29 | 2. Tatum Bell (2004-05) | 248 | 1,317 | 5.3 | 11 |
| 3. Tiki Barber, NYG | 679 | 3,378 | 5.0 | 22 | 3. Vaughn Hebronn (1996-98) | 107 | 515 | 4.8 | 2 |
| 4. Shaun Alexander, Sea. | 723 | 3,576 | 4.9 | 43 | 4. Terrell Davis (1995-2001) | 1,655 | 7,607 | 4.6 | 60 |
| 5. Willie Parker, Pit. | 287 | 1,388 | 4.8 | 4 | 5. Gerald Willhite (1982-88) | 380 | 1,688 | 4.4 | 17 |

Bronco to post at least one 100-yard game in 2004, marking only the second trio in franchise history to accomplish such a feat (1995—Terrell Davis, Glyn Milburn and Aaron Craver). He also showed his ability on special teams, making four tackles on coverage units to tie for 11th on the Broncos in that category. Bell ran for a 1-yard touchdown and gained 49 yards on 12 carries (4.1 avg.) in Denver's AFC Wild Card Game at Ind. (1/9). He also caught four passes for 32 yards (8.0 avg.) against the Colts. His professional career got off to a difficult start after he fractured his right middle finger during his first day of training camp July 31, but Bell recovered in time to see action on special teams in his NFL debut vs. K.C. (9/12) and rush on consecutive plays during a fourth-quarter drive to total 11 yards. At T.B. (10/3), Bell returned from the rib injury that kept him out of Denver's previous game to play on special teams only against the Buccaneers. In a comeback win vs. Car. (10/10), both of Bell's carries came in the first quarter to give the back a total of five yards for the game. Bell saw extensive action at Oak. (10/17) by rushing six times for 25 yards (4.2 avg.). He was a factor on special teams against the Raiders, making the first tackle of his career on that unit. All of his yards against the Raiders came in relief of starter Droughns in the fourth quarter, including a 13-yard scamper around the left side on third-and-5. While he did not record a rush at Cin. (10/25) on *Monday Night Football*, the rookie contributed on special teams against the Bengals and tweaked his hamstring in the game (an injury that would keep him out vs. Atl. 10/31). He made a team-high three special-teams tackles at N.O. (11/21). Bell scored his first career touchdown on a 16-yard run at S.D. (12/5) and had 31 yards on seven carries (4.4 avg.). He recorded the first 100-yard game of his career vs. Mia. (12/12) with 123 yards on 17 carries (7.2 avg.) with two touchdowns. Bell exploded for 81 yards in the first half alone against the Dolphins, including slashing touchdown runs of seven and 11 yards, before he was removed from the game late in the third quarter with a third-degree left shoulder separation. Despite being hampered by the injury at K.C. (12/19), Bell rushed nine times for 50 yards (5.6 avg.) and made a 58-yard reception out of a short screen pass. He broke away from defenders on the run but had the ball knocked out of his hands on the Chiefs' 5-yard line for a touchdown. Bell recorded 44 yards on 12 carries (3.7 avg.) on Christmas night at Ten. (12/25) while also catching a 12-yard pass. In Denver's regular-season finale vs. Ind. (1/2), he gained 91 yards on 16 carries (5.7 avg.) and caught two passes for 16 yards (8.0 avg.).

COLLEGE: A three-year starter at Oklahoma State University, Bell rushed 634 times for 3,409 yards (5.4 avg.) with 34 touchdowns in 41 career games (29 starts). He added 258 yards and a pair of touchdowns on 36 receptions (7.2 avg.). Bell's 3,409 rushing yards ranked sixth in school history, and the 216 points he scored during his career ranked seventh on the school's career list. Bell left OSU ranked sixth on the Big 12 Conference's all-time career rushing list, fifth in touchdowns and sixth in carries. Additionally, he joined Terry Miller, Thurman Thomas and David Thompson as the only players in school history to rush for more than 1,000 yards in a season twice in a career. He was a consensus first-team All-Big 12 selection as a senior in 2003, leading Oklahoma State with a career-high 1,286 yards (6.0 avg.) on 213 carries with 16 touchdowns. His 2003 rushing total ranked 10th on the school's single-season record list, and his 16 touchdowns on OSU that year are topped only by Thurman Thomas (17 in 1987), Terry Miller (19 in 1976) and Barry Sanders (39 in 1988) among running backs. Additionally, he scored 96 points, which ranked fourth all-time in OSU history. As a junior in 2002, Bell was an All-Big 12 second-team selection by the league's coaches after playing in 11 games, leading the team with 1,096 yards and 11 touchdowns on 175 carries (6.3 avg.). He eclipsed the 100-yard mark vs. Texas Tech (165 yards on 22 carries, two touchdowns), becoming the first Cowboy since David Thompson (1996) to rush for more than 100 yards in three consecutive games. Bell played 10 games (9 starts) as a sophomore in 2001 and led the team with 197 carries for 776 yards (3.9 avg.) with six touchdowns and caught a career-high 18 passes for 97 yards (5.4 avg.). During his freshman year in 2000, Bell was a reserve tailback who turned heads with a 60-yard touchdown run against Oklahoma in Oklahoma State's nationally televised season finale.

PERSONAL: One of the fastest high school players in the nation (clocked at 10.26 in the 100-meter dash and 4.34 in the 40-yard dash), Bell rushed for 1,225 yards and 19 touchdowns at DeSoto High School in DeSoto, Texas. In addition to his 19 rushing touchdowns, he had three touchdown passes and returned one kickoff for a score. He was a two-time all-district selection at running back while *First Down Recruiting*, *PrepStar* and the *Dallas Morning News* listed him as a Top-100 player in Texas. Bell was heavily recruited by several elite college football programs and opted for Oklahoma State over Texas, Oklahoma and Nebraska. He majored in general studies at Oklahoma State. Bell's brother, T.J., is in his second season playing cornerback for Oklahoma State. He also has one sister, Latrice Coleman. He has a daughter, Ta'Lor Rayn Bell, who was born Nov. 21, 2005. The son of Terry and Tony Bell, Tatum Antoine Bell was born March 2, 1981, in Dallas and resides in DeSoto.

BELL'S REGULAR SEASON RECORD

| Year | Club | G | S | RUSHING | | | RECEIVING | | | SCORING | | | | |
|----------------------|--------|-----------|----------|------------|--------------|------------|-----------|-----------|-----------|------------|------------|-----------|----------|-----------|
| | | | | No. | Yds. | Avg. | No. | Yds. | Avg. | LG | TD | TDp | TDt | 2pt |
| 2004 | Denver | 14 | 0 | 75 | 396 | 5.3 | 29 | 3 | 5 | 80 | 16.0 | 58 | 0 | 3 |
| 2005 | Denver | 15 | 1 | 173 | 921 | 5.3 | 68 | 8 | 18 | 104 | 5.8 | 14 | 0 | 8 |
| CAREER TOTALS | | 29 | 1 | 248 | 1,317 | 5.3 | 68 | 11 | 23 | 184 | 8.0 | 58 | 0 | 11 |

ADDITIONAL STATISTICS: Special teams tackles — 2004 (4), TOTAL (4).

BELL'S POSTSEASON RECORD

| Year | Club | G | S | RUSHING | | | RECEIVING | | | SCORING | | | | |
|----------------------|--------|----------|----------|-----------|-----------|------------|-----------|----------|----------|-----------|------------|-----------|----------|----------|
| | | | | No. | Yds. | Avg. | No. | Yds. | Avg. | LG | TD | TDp | TDt | 2pt |
| 2004 | Denver | 1 | 0 | 12 | 49 | 4.1 | 15 | 1 | 4 | 32 | 8.0 | 14 | 0 | 1 |
| 2005 | Denver | 2 | 0 | 11 | 50 | 4.5 | 11 | 0 | 5 | 28 | 5.6 | 9 | 0 | 0 |
| CAREER TOTALS | | 3 | 0 | 23 | 99 | 4.3 | 15 | 1 | 9 | 60 | 6.6 | 14 | 0 | 1 |

ADDITIONAL STATISTICS: Special teams tackles — 2005 (1), TOTAL (1).

BELL'S SINGLE GAME HIGHS

(Postseason in parentheses)

Rushes — 17, three times, last at San Diego, 12/31/05 (12 at Indianapolis, 1/9/05). **Rushing yards** — 127 vs. Washington, 10/9/05 (49 at Indianapolis, 1/9/05). **Longest rush** — 68 vs. New England, 10/16/05 (15 at Indianapolis, 1/9/05). **Rushing touchdowns** — 3 at San Diego, 12/31/05 (1 at Indianapolis, 1/9/05). **Receptions** — 3, twice, last at Oakland, 11/13/05 (5 vs. Pittsburgh, 1/22/06). **Receiving yards** — 58 at Kansas City, 12/19/04 (32 at Indianapolis, 1/9/05). **Longest reception** — 58 at Kansas City, 12/19/04 (14 at Indianapolis, 1/9/05). **Receiving touchdowns** — None (none). **Rushing yards in one quarter** — 80, twice, last (4th qtr.) vs. Philadelphia, 10/30/05 (27 (4th qtr.) vs. Pittsburgh, 1/22/06). **Rushing yards in one half** — 90, (2nd half) vs. Philadelphia, 10/30/05 (35 (2nd half) at Indianapolis, 1/9/05). **Total yards** — 134 (114 rush/20 rec.) vs. New England, 10/16/05 (81 (49 rush/32 rec.) at Indianapolis, 1/9/05). **Total touchdowns** — 3 (all rush) at San Diego, 12/31/05 (1 (rush) at Indianapolis, 1/9/05).

BELL'S 100-YARD RUSHING GAMES (4)

*denotes win (The Broncos are 4-0 when Bell records 100 or more yards rushing in a game.)

| Date | Opponent | No. | Yds. | Avg. | LG | TD |
|----------|-------------------|-----|------|------|-----|----|
| 12/12/04 | vs. Miami* | 17 | 123 | 7.2 | 29 | 2 |
| 10/9/05 | vs. Washington* | 12 | 127 | 10.6 | 55t | 2 |
| 10/16/05 | vs. New England* | 13 | 114 | 8.8 | 68 | 1 |
| 10/30/05 | vs. Philadelphia* | 14 | 107 | 7.6 | 67t | 2 |

BELL'S REGULAR SEASON TOP FIVE

Rushing Yards

127 — vs. Washington, 10/9/05 (12 att., 2TD)
123 — vs. Miami, 12/12/04 (17 att., 2TD)
114 — vs. New England, 10/16/05 (13 att., TD)
107 — vs. Philadelphia, 10/30/05 (14 att., 2TD)
91 — vs. Indianapolis, 1/2/05 (16 att.)

Receiving Yards

58 — at Kansas City, 12/19/04 (1 rec.)
20 — vs. New England, 10/16/05 (3 rec.)
16 — vs. Baltimore, 12/11/05 (2 rec.)
16 — vs. Indianapolis, 1/2/05 (2 rec.)
15 — at Oakland, 11/13/05 (3 rec.)

Rushing Touchdowns

3 — at San Diego, 12/31/05 (17-52)
2 — vs. Philadelphia, 10/30/05 (14-107)
2 — vs. Washington, 10/9/05 (12-127)
2 — vs. Miami, 12/12/04 (17-123)
1 — vs. New England, 10/16/05 (12-114)
1 — at San Diego, 12/5/04 (7-31)

Total Yards From Scrimmage

134 — vs. New England, 10/16/05 (114 rush, 20 rec.)
132 — vs. Washington, 10/9/05 (127 rush, 5 rec.)
117 — vs. Miami, 12/12/04 (123 rush, -6 rec.)
108 — at Kansas City, 12/19/04 (50 rush, 58 rec.)
107 — vs. Philadelphia, 10/30/05 (107 rush, 0 rec.)
107 — vs. Indianapolis, 1/2/05 (91 rush, 16 rec.)

Rushing Attempts

17 — at San Diego, 12/31/05 (52 yds., 3TD)
17 — vs. Oakland, 12/24/05 (71 yds.)
17 — vs. Miami, 12/12/04 (123 yds., 2TD)
16 — vs. Baltimore, 12/11/05 (63 yds.)
16 — at Oakland, 11/13/05 (44 yds.)
16 — vs. Indianapolis, 1/2/05 (91 yds.)

Receptions

3 — at Oakland, 11/13/05 (15 yds.)
3 — vs. New England, 10/16/05 (20 yds.)
2 — vs. Oakland, 12/24/05 (12 yds.)
2 — vs. Baltimore, 12/11/05 (16 yds.)
2 — at N.Y. Giants, 10/23/05 (1 yd.)
2 — vs. Indianapolis, 1/2/05 (16 yds.)

Receiving Touchdowns

None

Longest Runs From Scrimmage

68 — vs. New England, 10/16/05 (13-114, TD)
67t — vs. Philadelphia, 10/30/05 (14-107, 2TD)
55t — vs. Washington, 10/9/05 (12-127, 2TD)
37 — at N.Y. Giants, 10/23/05 (8-60)
35 — vs. Oakland, 12/24/05 (17-71)



MARTIN BIBLA

6-3 • 303 • 4TH YR. • MIAMI

BORN: Oct. 4, 1979, in Belleville, N.J.

HIGH SCHOOL: Crestwood High School, Mountaintop, Pa.

ACQUIRED: Free Agent, 2006

NFL YEAR: 4th • YEAR WITH BRONCOS: 1st

NFL GAMES PLAYED/STARTED: 31/2 • POSTSEASON: 2/0

68

GUARD

BIBLA AT A GLANCE:

- A fourth-year guard who joined the Broncos as a future-contract signee on Jan. 3, 2006, after spending the 2005 season out of football.
- Played 31 career regular-season games (2 starts), primarily on special teams, in his first three professional seasons with Atlanta.
- Chosen as a first-team All-Big East Conference selection as a senior after helping the University of Miami win the National Championship with a Rose Bowl victory.
- Selected by Atlanta in the fourth round (116th overall) of the 2002 NFL Draft.

CAREER TRANSACTIONS: Signed by Atlanta as a draft choice 6/20/02; Placed on reserve/injured list (ankle) by Atlanta 12/7/04; Waived by Atlanta 8/26/05; Signed by Denver to a future contract 1/3/06.



2005: Bibla was out of football after he was waived by Atlanta on Aug. 26. He signed a future contract with the Broncos on Jan. 3, 2006.

2004: Bibla played in a career-high 11 games for the Falcons mostly on special teams before he was placed on the reserve/injured list Dec. 7 with an ankle injury suffered at T.B. (12/5).

2003: Bibla saw action in 10 games (2 starts) for Atlanta and was inactive for six contests. He saw increased playing time at left guard when starter Roberto Garza tore his right anterior cruciate ligament in the fourth quarter at Ind. (12/14). The following week at T.B. (12/20), Bibla made his first professional start at left guard. He was credited with shutting down Buccaneers defensive tackle Warren Sapp as he contributed to the Falcons rushing for 148 yards while not allowing a sack. He remained in the starting lineup in the season finale vs. Jac. (12/28). The Falcons amassed 344 yards in total offense in that contest, including 166 rushing yards.

2002: As a rookie, Bibla saw action on special teams in 10 games for the Falcons and was declared inactive for five contests. The fourth-round selection (116th overall) also participated in both postseason contests for Atlanta. He made his NFL debut vs. Cin. (9/22) by filling in at center for Todd McClure, who left the game with a knee injury. From Weeks 6-11, Bibla performed on special teams. He capped the regular season seeing action on special teams vs. Det. (12/22) and at Cle. (12/29).

COLLEGE: Bibla played 46 career games (40 starts) at the University of Miami and was credited with not missing a game due to injury. The Hurricanes' coaches also credited Bibla with not allowing a sack during his collegiate career. As a senior, he earned first-team All-Big East Conference accolades as he helped the Hurricanes to a National Championship with a Rose Bowl win against Nebraska. Miami's offense averaged 454.8 yards per game (eighth in nation) and 43.2 points per game (third in nation) that year. As a junior, the Hurricanes piled up 469 points and led the Big East with an average of 460.8 yards of offense per game.

PERSONAL: Bibla was a standout offensive and defensive lineman at Crestwood High School in Mountaintop, Pa. He registered 105 tackles, seven sacks and three fumble recoveries as a senior after he compiled 78 stops and three sacks as a junior. Bibla majored in criminology at Miami and speaks fluent Russian and Polish. Bibla married his high school sweetheart Anna. The couple has one son (Magnus) and are expecting a second (Lincoln) to be born mid-June. Martin John Bibla was born on Oct. 4, 1979, in Belleville, N.J.

BIBLA'S REGULAR SEASON RECORD

| Year | Club | G | S |
|----------------------|-----------------|-----------|----------|
| 2002 | Atlanta | 10 | 0 |
| 2003 | Atlanta | 10 | 2 |
| 2004 | Atlanta | 11 | 0 |
| 2005 | OUT OF FOOTBALL | | |
| CAREER TOTALS | | 31 | 2 |

BIBLA'S POSTSEASON RECORD

| Year | Club | G | S |
|----------------------|---------|----------|----------|
| 2002 | Atlanta | 2 | 0 |
| CAREER TOTALS | | 2 | 0 |



SAM BRANDON

6-2 • 200 • 5TH YR. • NEVADA LAS VEGAS

BORN: July 5, 1979, in Toledo, Ohio

HIGH SCHOOL: John W. North High School, Riverside, Calif.

ACQUIRED: Draft #4 (131st overall), 2002

NFL YEAR: 5th • YEAR WITH BRONCOS: 5th

NFL GAMES PLAYED/STARTED: 55/12 • POSTSEASON: 4/1

42

SAFETY

BRANDON AT A GLANCE:

- A fifth-year safety who has started 12 career games and has developed into one of the Broncos' most consistent special-teams players.
- Totaled 20 tackles on defense for the Broncos in 2005 after finishing third on the Broncos with 11 special-teams tackles in 2004.
- Played a major role in Denver's defense securing the No. 4 overall ranking in 2003 by starting 10 games at free safety to post 57 tackles (44 solo), one interception and six pass breakups.
- Led the Broncos with 10 solo tackles as a starting safety at Indianapolis (1/4/04) in an AFC Wild Card Game.
- Contributed immediately as a rookie in 2002, playing all 16 games (2 starts) and excelling on special teams, where he blocked a punt for a safety vs. San Diego (10/6/02) and made 11 tackles on coverage units.
- Began his collegiate career at UNLV as a wide receiver before switching to free safety as a junior, earning honorable mention All-Mountain West Conference honors in his first year on defense.
- Honored with the John Robinson Man of the Year Award (Team MVP) as a senior at UNLV in 2001 and secured first-team All-Mountain West Conference honors that year.
- Selected by the Broncos in the fourth round (131st overall) of the 2002 NFL Draft.

CAREER TRANSACTIONS: Signed by Denver as a draft choice 7/19/02.



2005: Brandon played 14 regular-season games (0 starts) along with both postseason contests for the Broncos in 2005. During regular-season play, he accumulated 20 tackles (13 solo), three passes defended and a fumble recovery on defense while adding six stops (5 solo) and a forced fumble on special teams. Chief among Brandon's defensive duties was matching up with the elite tight ends the team faced during the course of the season. He missed two games (at NYG 10/23 and vs. Phi. 10/30) due to a shoulder injury. In an AFC Divisional Playoff Game vs. N.E. (1/14), Brandon saw action on defense and special teams, picking up two special-teams tackles. He made three tackles on defense (2 solo) in the AFC Championship Game vs. Pit. (1/22). In the regular-season season opener at Mia. (9/11), Brandon made two tackles (1 solo) in extended action at cornerback due to injuries that Champ Bailey, Lenny Walls and Darrent Williams suffered during the game. He made two solo tackles on *Monday Night Football* vs. K.C. (9/26) and helped limit Chiefs tight end Tony Gonzalez to five catches for 29 yards. Brandon saw extended action at cornerback due to injuries in the secondary at Jac. (10/2) and responded with three tackles and a special-teams stop. He made three tackles (1 solo) vs. N.E. (10/16) but suffered an injury to his shoulder in the fourth quarter that forced him inactive for the next two games (at NYG 10/23 and vs. Phi. 10/30). He returned to action and made a special-teams stop at Oak. (11/13). At K.C. (12/4), Brandon made a solo tackle on defense to go with two tackles and a forced fumble on special teams, ripping the ball from the grasp of Chiefs returner Dante Hall. Brandon made two solo tackles vs. Bal. (12/11) and added an assisted tackle and a pass defended to contribute to the win vs. Buf. (12/17). Brandon posted a season-high four tackles (2 solo) in the regular-season finale at S.D. (12/31). He also defended a pass and recovered a fumble while helping to limit Chargers tight end Antonio Gates to just three catches for 23 yards (both were his second-lowest results of the season). Brandon gathered a loose ball at the Chargers' 1-yard line, leading to one of Tatum Bell's touchdowns.

2004: Brandon appeared in nine regular-season games (0 starts) and in Denver's AFC Wild Card Game, playing mostly on special teams where he made 11 tackles during the year to rank third on the Broncos. He briefly played on the defensive side of the ball in two contests (at Oak. 10/17 and vs. Hou. 11/7) but did not record a tackle. He played on special teams only at Ind. (1/9) in Denver's AFC Wild Card Game. Inactive for the first five games of the season, he played for the first time in 2004 on special teams at Oak. (10/17) and saw a few snaps defensively. He made a tackle on special teams on *Monday Night Football* at Cin. (10/25) and played on special teams only the next week vs. Atl. (10/31). He made a tackle on special teams vs. Hou. (11/7) and was inserted on defense to defend a Hail Mary attempt at the end of the game. At N.O. (11/21), he recorded two

tackles on special teams and contributed a tackle on special teams in the next two contests at S.D. (12/5) and vs. Oak. (11/28). Inactive for Denver's games at K.C. (12/19) and vs. Mia. (12/12), he returned to action at Ten. (12/25) and appeared on special teams only. In one of the best performances by a Bronco on special teams all year, Brandon totaled five special-teams stops vs. Ind. (1/2).

2003: Brandon played all 16 regular-season games, starting 10 at free safety, and posted 57 tackles (44 solo), an interception and six pass breakups while forcing and recovering a fumble. He started at free safety in the Broncos' AFC Wild Card Game at Ind. (1/4) and registered a team-high 10 solo tackles. In Denver's season opener at Cin. (9/7), he made seven tackles (5 solo) and broke up one pass. He added another pass deflection the next week at S.D. (9/14) as well as five tackles (3 solo). In the Broncos' game vs. Oak. (9/22), Brandon made five tackles. At K.C. (10/5), he totaled seven tackles (5 solo) and a pass deflection. Brandon tallied a season-high eight tackles (5 solo) vs. Pit. (10/12) and the following week at Min. (10/19), he amassed six tackles (5 solo). He also added five solo tackles vs. N.E. (11/3). He played on special teams only vs. S.D. (11/16) and vs. Chi. (11/23) and recorded a special-teams tackle in each contest. Brandon saw limited action on the defensive side of the ball at Oak. (11/30) and registered two special-teams tackles. He recorded two solo tackles vs. K.C. (12/7) and a special-teams stop vs. Cle. (12/14). At Ind. (12/21), Brandon replaced an injured Nick Ferguson (wrist) early in the third quarter and registered a solo tackle and a special-teams tackle. After returning to the starting lineup in the final game of the season at G.B. (12/28), he recorded seven tackles (6 solo), a pass deflection and an interception. Brandon's interception, the first of his career, came in the end zone on a overthrown pass from Brett Favre.

2002: Selected by the Broncos in the fourth round (131st overall) of the 2002 NFL Draft, Brandon played all 16 games as a rookie and made two starts (at K.C. 10/20 and at Sea. 11/17) to total 18 tackles (16 solo), a forced fumble, two passes defended and a fumble recovery. He added 11 more tackles on special teams to rank fifth on the team and blocked a punt vs. S.D. (10/6) for a safety. Brandon's first career special-teams tackle came in his NFL debut vs. Stl. (9/8) when he dropped Lamar Gordon on the 16-yard line on a kick return. He saw his first career defensive action at Bal. (9/30) and made one solo tackle. Brandon blocked a Darren Bennett punt vs. S.D. (10/6), resulting in a safety to give the Broncos a 16-0 lead in an eventual 26-9 win. Brandon made his first NFL start at K.C. (10/20), replacing suspended strong safety Kenoy Kennedy, and performed well with six tackles (4 solo). His open-field tackle on Priest Holmes on a third-and-2 play with 3:52 remaining in regulation forced the Chiefs to attempt a field goal, which they missed, setting up Denver's game-tying touchdown drive. He saw action on defense vs. Oak. (11/11) and posted two solo tackles. Brandon started at free safety in place of Izell Reese (groin) at Sea. (11/17) and recorded two tackles and forced a fumble that he also recovered. He made two special-teams stops in an overtime loss at S.D. (12/1). He posted three tackles and his first career pass defended vs. K.C. (12/15) and followed that up with two solo tackles at Oak. (12/22). Brandon saw significant action on defense in each of the last five games, closing with a solo tackle and a pass defended in the season finale vs. Ari. (12/29).

COLLEGE: At UNLV, Brandon earned All-Mountain West Conference first-team honors as a senior in 2001 and was named his team's most valuable player (John Robinson Man of the Year Award) following a stellar final collegiate season in which he started all 11 games at free safety and led the team with 99 tackles (61 solo). He also deflected nine passes, intercepted two (90 yds.), recovered two fumbles and caused another that season. Brandon began his collegiate career as a wide receiver before switching to free safety as a junior and finished his career with 181 tackles (113 solo), three interceptions and 16 pass deflections in only 23 games on defense. After his junior year, he earned All-Mountain West Conference honorable mention in his first season at safety. He led the team with 82 tackles (52 solo), including a stop for a 2-yard loss, and also posted an interception (22-yd. return), seven pass breakups and a blocked field goal. Brandon sat out the entire 1999 season to fulfill academic requirements. In 1998, he appeared in nine games, starting three contests at wide receiver, and finished with 12 receptions for 122 yards (10.2 avg.) with a touchdown after redshirting in 1997.

PERSONAL: Brandon lettered three times in football at John W. North High School in Riverside, Calif., where he helped the Huskies to a 14-0 record and a CIF championship during his junior year. He was named first-team all-league in 1995-96 and also was tabbed first team All-CIF in '96. Brandon also played forward on the basketball team and competed in five track events as well, including the 200 meters. A social sciences major at UNLV, Brandon also considered attending Washington State. The son of Michael and Lillie Brandon, Samuel Terrill Brandon was born July 5, 1979, in Toledo, Ohio. He has three daughters: Samaya, Nakayla and Talia.

BRANDON'S REGULAR SEASON RECORD

| Year | Club | G | S | UT | A | TT | S-Yds. | I-Yds. | PD | FF | FR | TD-Int. | TD-FR | S | Pts. |
|----------------------|--------|-----------|-----------|-----------|-----------|-----------|------------|------------|-----------|----------|----------|----------|----------|----------|----------|
| 2002 | Denver | 16 | 2 | 16 | 2 | 18 | 0-0 | 0-0 | 2 | 1 | 1 | 0 | 0 | 0 | 0 |
| 2003 | Denver | 16 | 10 | 44 | 13 | 57 | 0-0 | 1-0 | 6 | 1 | 1 | 0 | 0 | 0 | 0 |
| 2004 | Denver | 9 | 0 | 0 | 0 | 0 | 0-0 | 0-0 | 0 | 0 | 0 | 0 | 0 | 0 | 0 |
| 2005 | Denver | 14 | 0 | 13 | 7 | 20 | 0-0 | 0-0 | 3 | 0 | 1 | 0 | 0 | 0 | 0 |
| CAREER TOTALS | | 55 | 12 | 73 | 22 | 95 | 0-0 | 1-0 | 11 | 2 | 3 | 0 | 0 | 0 | 0 |

ADDITIONAL STATISTICS: Special teams tackles — 2002 (11), 2003 (6), 2004 (11), 2005 (6), TOTAL (34). Blocked a Darren Bennett punt vs. San Diego (10/16/02) for a safety. Forced a fumble defending a kick at Kansas City (12/4/05).

BRANDON'S POSTSEASON RECORD


| Year | Club | G | S | UT | A | TT | S-Yds. | I-Yds. | PD | FF | FR | TD-Int. | TD-FR | S | Pts. |
|----------------------|--------|----------|----------|-----------|----------|-----------|------------|------------|----------|----------|----------|----------|----------|----------|----------|
| 2003 | Denver | 1 | 1 | 10 | 0 | 10 | 0-0 | 0-0 | 0 | 0 | 0 | 0 | 0 | 0 | 0 |
| 2004 | Denver | 1 | 0 | 0 | 0 | 0 | 0-0 | 0-0 | 0 | 0 | 0 | 0 | 0 | 0 | 0 |
| 2005 | Denver | 2 | 0 | 2 | 1 | 3 | 0-0 | 0-0 | 0 | 0 | 0 | 0 | 0 | 0 | 0 |
| CAREER TOTALS | | 4 | 1 | 12 | 1 | 13 | 0-0 | 0-0 | 0 | 0 | 0 | 0 | 0 | 0 | 0 |

ADDITIONAL STATISTICS: Special teams tackles — 2005 (2), TOTAL (2).

BRANDON'S SINGLE GAME HIGHS

(Postseason in parentheses)



Interceptions — 1 at Green Bay, 12/28/03 (none). **Interception return yards** — 0 at Green Bay, 12/28/03 (none). **Sacks** — None (none). **Sack yards** — None (none).



COURTNEY BROWN

6-4 • 285 • 7TH YR. • PENN STATE

BORN: Feb. 14, 1978, in Charleston, S.C.
HIGH SCHOOL: Macedonia High School, Alvin, S.C.
ACQUIRED: Free Agent (Cleveland), 2005
NFL YEAR: 7th • **YEAR WITH BRONCOS:** 2nd
NFL GAMES PLAYED/STARTED: 61/60 • **POSTSEASON:** 2/2

DEFENSIVE END

BROWN AT A GLANCE:

- A seventh-year defensive end and former No. 1 overall draft choice who enters his second year with the Broncos after playing his first five professional seasons with Cleveland.
- Totaled 38 tackles, two sacks and two fumble recoveries in his first year with the Broncos in 2005, starting 13 games and contributing to the NFL's No. 2 run defense (85.2 ypg.).
- Played his first year with the Broncos in 2005 with three former Browns teammates along the defensive line (Ebenezer Ekuban, Michael Myers and Gerard Warren) and their position coach with Cleveland (Andre Patterson) from 2003-04.
- Displayed remarkable potential in five seasons with Cleveland but battled through a series of injuries that resulted in him ending each year from 2001-04 on injured reserve.
- Posted a career-high six sacks (33 yds.) in 2003 as a 13-game starter and the Browns' nominee for the Ed Block Courage Award.
- Started all 16 games as a rookie in 2000, posting a career-best 90 tackles with 4.5 sacks and a team-high 25 quarterback pressures.
- Set Penn State's career records in sacks (33) and tackles-for-loss (70) and was a finalist for the Rotary Lombardi Award, Chuck Bednarik Award and Bronko Nagurski Trophy as a senior.
- Selected by Cleveland in the first round (first overall) of the 2000 NFL Draft, becoming the first defensive end to be drafted with the first overall pick since 1985 (Bruce Smith, Buf.).
- Joined the Broncos as a free agent March 31, 2005.

CAREER TRANSACTIONS: Signed by Cleveland as a draft choice 5/10/00; Placed on injured reserve by Cleveland 1/2/02 (left ankle); Placed on injured reserve (knee) by Cleveland 12/17/02; Placed on injured reserve (right arm) by Cleveland 12/9/03; Placed on injured reserve (left foot) by Cleveland 9/21/04; Released by Cleveland 3/14/05; Signed by Denver as a free agent 3/31/05.



2005: Brown played 14 regular-season games (13 starts) and made 38 tackles (30 solo), including two sacks, a pass defended and two forced fumbles in his first season in Denver. Brown, who appeared in both playoff games, was a key contributor to the league's second-best rush defense (85.2 ypg.) and helped Denver tie for third in the NFL in scoring defense (16.1 ppg.). In an AFC Divisional Playoff Game vs. N.E. (1/14), Brown paced the defensive line with four solo tackles, a pass defended and a forced fumble to help end the Patriots' NFL-record 10-game postseason winning streak. In the second quarter, Brown jarred the ball from running back Kevin Faulk, allowing Ian Gold to recover the fumble to set up a Denver touchdown. He contributed four solo tackles in the AFC Championship Game vs. Pit. (1/22). Brown's training camp started auspiciously when he dislocated his left elbow during practice on Aug. 4. He returned on Aug. 30 and played in the final preseason game at Ari. (9/2). After he was declared inactive in the opener at Mia. (9/11), Brown made his Broncos debut vs. S.D. (9/18) and sacked quarterback Drew Brees (8 yds.) for his only tackle of the contest. He also recovered a fumble in the third quarter. In his first start as a Bronco on *Monday Night Football* vs. K.C. (9/26), he

recorded two tackles (1 solo) and recovered another fumble. Brown made three solo tackles at Jac. (10/2) to help limit the Jaguars to 12 rushing yards, the fewest given up by the Broncos' defense since 1965 (0 yds., at K.C., 12/19/65). Brown made three tackles (1 solo) vs. N.E. (10/16) and added two assisted tackles the following week at NYG (10/23). He led the defensive line with four solo tackles vs. Phi. (10/30). At Oak. (11/13), Brown picked up his second sack of the season as part of his three solo tackles. Brown assisted on a tackle vs. NYJ (11/20) and helped the Broncos post their first shutout since Nov. 9, 1997, against Carolina. The Jets mustered only 22 rushing yards in the contest. Brown posted a season-high seven tackles (6 solo) on Thanksgiving Day at Dal. (11/24) and made two solo tackles and batted a pass down at the line at K.C. (12/4). Brown added four solo tackles vs. Bal. (12/11).

2004: Brown appeared in two games (0 starts) in his final season with Cleveland before he was placed on injured reserve Sept. 21 with a left foot injury. He finished the year with three tackles (1 solo), including one tackle for a loss. He started at right defensive end in the Browns' season opener vs. Bal. (9/12) and posted two tackles as part of a defensive effort that limited the Ravens to only 254 yards of offense, including only 88 net yards rushing. At Dal. (9/19), he started and made one tackle before leaving the game in the second quarter with a left foot injury. As a result of the injury, he was placed on injured reserve two days later.

2003: Brown, fully recovered from an injury-riddled 2002 season, set a career high with six sacks (33 yds.) and totaled 66 tackles (39 solo), three pass breakups, four forced fumbles and one fumble recovery in 13 regular-season games (13 starts). Brown, who was Cleveland's nominee for the Ed Block Courage Award, was placed on injured reserve Dec. 9 for the final three regular-season games with a right arm injury suffered vs. Stl. (12/8). He was named AFC Defensive Player of the Week, the second such honor of his career, after a strong performance at Pit. (10/5) in which he recorded two sacks along with one forced fumble and fumble recovery. He also turned in outstanding performances in consecutive weeks vs. Pit. (11/23) and at Sea. (11/30) with seven tackles in each game. In Cleveland's season opener vs. Ind. (9/7), he added three tackles (3 solo) and a sack of Peyton Manning for a loss of seven yards in the second quarter. Brown's play against the Colts' high-powered offense helped limit it to only 271 yards of total offense. He made three tackles (all solo) at Bal. (9/14) before recording six tackles (4 solo), a sack (4 yds.) and a forced fumble at S.F. (9/21). After making five tackles (3 solo) vs. Cin. (9/28), he had one of his finest games as a pro at Pit. (10/5) and was named AFC Defensive Player of the Week for the second time in his career as a result of his efforts. Against the Steelers, he turned in two sacks (12 yds.) and five tackles (3 solo) while forcing and recovering a fumble. He recorded a sack (1 yd. -QB Rich Gannon) for the second consecutive week vs. Oak. (10/12) while breaking up a pass, forcing a fumble and making four tackles (all solo). Brown extended his sack streak to three games vs. S.D. (10/19) with a 13-yard takedown of Drew Brees while posting six tackles (4 solo) and a pass breakup. He made six tackles (4 solo) at K.C. (11/9). He broke up a pass and forced his fourth fumble of the season in a four-tackle outing vs. Ari. (11/16). He posted consecutive seven-tackle games vs. Pit. (11/23) and at Sea. (11/30). Against Stl. (12/8), Brown made five tackles (1 solo) before leaving the contest late in the second quarter with a right arm injury. He was placed on injured reserve Dec. 9 with a ruptured right biceps tendon.

2002: Brown endured a difficult third season with Cleveland as he was plagued by injuries throughout the year and was limited to 11 regular-season games (11 starts), 43 tackles (33 solo), two sacks (10 yds.) six pass breakups, two fumble recoveries and a forced fumble. He was placed on injured reserve with a knee injury Dec. 17, missing Cleveland's last two games after he was inactive for contests at Jac. (12/8) and vs. Ind. (12/15). He also was held out of the game vs. Cin. (9/15) with a neck injury. In the season opener vs. K.C. (9/8), he was credited with a career-best five quarterback pressures to go along with three tackles (2 solo). After missing the game vs. Cin. (9/15) with a neck injury, he returned at Ten. (9/22) to make three tackles. Brown notched seven tackles (6 solo) vs. Bal. (10/6). Although he did not make a tackle at NYJ (10/27), Brown recovered a fumble that resulted in a Cleveland touchdown and, with 16 seconds remaining in the game, blocked a 44-yard field-goal attempt by kicker John Hall to secure a 24-21 win. The next week vs. Pit. (11/3), Brown registered a season-high 10 tackles (7 solo), three pass breakups and his only two sacks (10 yds. -QB Tommy Maddox) of the year vs. Pit. (11/3). Brown, who traditionally starts at right end, started on the left side at Cin. (11/17) and made one tackle. He returned to left defensive end at N.O. (11/24) and made four tackles (3 solo), broke up a pass and recovered a fumble. Brown made three tackles (2 solo) vs. Car. (12/1) before a knee injury ended his season. He was inactive at Jac. (12/8) and vs. Ind. (12/15) before he was placed on injured reserve Dec. 17.

| BROWN'S SACKS BY QUARTERBACK | | | |
|---|-------|--|--|
| *denotes win (Brown's teams are 8-6 in games in which he records a sack.) | | | |
| QB | Sacks | Dates | |
| Kent Graham | 4 | 3 vs. Pit., 9/17/00*, 1 at Pit., 10/22/00 | |
| Tommy Maddox | 4 | 2 vs. Pit., 11/3/02, 2 at Pit., 10/5/03* | |
| Shane Matthews | 3 | at Chi., 11/4/01 | |
| Drew Brees | 2 | 1 vs. S.D., 10/19/03, 1 vs. S.D., 9/18/05* | |
| Kerry Collins | 1 | at Oak., 11/13/05* | |
| Rich Gannon | 1 | vs. Oak., 10/12/03* | |
| Jeff Garcia | 1 | at S.F., 9/21/03* | |
| Elvis Grbac | 1 | at Bal., 11/18/01* | |
| Peyton Manning | 1 | vs. Ind., 9/7/03 | |
| Scott Mitchell | 0.5 | vs. Cin., 11/25/01* | |
| Akili Smith | 0.5 | vs. Cin., 10/29/00 | |

2001: Brown battled through knee and ankle injuries to play five regular-season games (5 starts) and record 24 tackles (21 solo), 4.5 sacks (38.5 yds.), three pass breakups, two fumble recoveries and one forced fumble. He suffered a right knee injury in Cleveland's final preseason game that caused him to miss the first six games of the season and had a left ankle injury that forced him inactive for five consecutive games late in the year before he was placed on injured reserve Jan. 2 in the week of Cleveland's season finale. He made his first appearance of the year at

BROWN SELECTED WITH NO. 1 OVERALL PICK

DEFENSIVE ENDS SELECTED NO. 1 OVERALL (SINCE INCEPTION OF COMMON DRAFT IN 1967)

| Player | Year | Team | College |
|---------------------|------|----------------------|----------------------|
| Mario Williams | 2006 | Houston Texans | North Carolina State |
| Courtney Brown | 2000 | Cleveland Browns | Penn State |
| Bruce Smith | 1985 | Buffalo Bills | Virginia Tech |
| Lee Roy Selmon | 1976 | Tampa Bay Buccaneers | Oklahoma |
| Ed (Too Tall) Jones | 1974 | Dallas Cowboys | Tennessee State |
| John Matuszak | 1973 | Houston Oilers | Tampa |
| Walt Patulski | 1972 | Buffalo Bills | Notre Dame |

Chi. (11/4) with a career-high 10 tackles (all solo) and a personal-best three sacks (23 yds. -QB Shane Matthews) to go along with two pass breakups and a fumble recovery, which he returned 25 yards for the first touchdown of his career. He made two tackles and broke up a pass vs. Pit. (11/11) before totaling six tackles, one sack (11 yds.), one fumble recovery and one forced fumble at Bal. (11/18) in a Cleveland victory. His play was pivotal in Cleveland recording a win vs. Cin. (11/25) as he made six tackles (5 solo) and shared a sack of Scott Mitchell with linebacker Dwayne Rudd for 4.5 yards. On the fifth play from scrimmage vs. Ten. (12/2), he suffered a left ankle sprain and did not return. The injury forced him to miss the next four games as an inactive before he was placed on injured reserve Jan. 2 during the week of Cleveland's game at Pit. (1/6).

2000: Selected by Cleveland in the first round (first overall) of the 2000 NFL Draft, Brown started all 16 regular-season games and recorded a career-high 90 tackles (60 solo), 4.5 sacks (22.5 yds.) and nine pass breakups. Additionally, he was credited with a team-high 25 quarterback pressures and at least one quarterback pressure in 13-of-16 games. Three of his 4.5 sacks came in vs. Pit. (9/17) for which he was named AFC Defensive Player of the Week. In the first game of his NFL career, Brown posted two tackles vs. Jac. (9/3). In Cleveland's game vs. Pit. (9/17), he posted three sacks (15 yds.) in a 12-tackle (9 solo) day. Brown, who also broke up a pass against the Steelers, took down quarterback Kent Graham three times, including a sack on the final play as time expired to preserve the Browns' victory. At Oak. (9/24), he made five tackles (2 solo) and was credited with three quarterback pressures. He added seven tackles (3 solo) and a pass breakup vs. Bal. (10/1) and made nine tackles (8 solo) at Den. (10/15). At Pit. (10/22), he tallied a sack (5 yds.) of Kent Graham and eight tackles (6 solo). He shared a sack (2.5 yds.) of quarterback Akili Smith vs. Cin. (10/29) with defensive tackle Orpheus Roye and recorded five tackles (4 solo) against the Bengals. He posted consecutive five-tackle games vs. NYG (11/5) and vs. N.E. (11/12) before recording back-to-back six-tackle contests at Ten. (11/19) and at Bal. (11/26). Brown turned in a strong performance at Jac. (12/3) with four tackles (3 solo). He ended the year with 11 tackles (6 solo) and a pass breakup vs. Ten. (12/17).

COLLEGE: Brown finished his career at Penn State holding the school's career records with 33 sacks and 70 tackles-for-loss, topping the previous marks of 30 sacks and 45 tackles-for-loss by Larry Kubin (1977-80). Only Jeff Zgonina of Purdue (72, 1989-92) and Jared DeVries of Iowa (78, 1995-98) had more tackles-for-loss in Big Ten Conference annals. In 1999, Brown was a consensus first-team All-American and first-team All-Big Ten Conference choice in addition to earning the conference's Defensive Player-of-the-Year and Lineman-of-the-Year honors. He wrapped up his collegiate career as a finalist for the Rotary Lombardi Award, Chuck Bednarik Award and the Bronko Nagurski Trophy. He started every game of his senior year at left defensive end, posting 55 tackles (33 solo), 13.5 sacks (107 yds.) and a Penn State single-season record 29 tackles-for-loss. His 13.5 sacks rank behind Kubin's 1979 school record of 15 while his 29 tackles-for-loss broke Kubin's previous mark of 23 that was set in 1979. Brown also added three forced fumbles and one pass breakup. In 1998, Brown was an All-Big Ten Conference first-team selection after starting every game at left defensive end. He finished that season with 47 tackles (37 solo), a team-high 11.5 sacks (86 yds.) and 23 tackles-for-loss. In 1997, Brown earned second-team All-Big Ten Conference honors after posting 33 tackles (25 solo), six sacks (42 yds.), 15 tackles-for-loss, three pass breakups and one blocked kick. He played his final nine games wearing a cast to protect a dislocated left thumb. As a freshman in 1996, Brown totaled 17 tackles (6 solo), one forced fumble, one pass breakup and three tackles-for-loss.

PERSONAL: Brown was an all-state and *USA Today* All-America selection at Macedonia High School in Alvin, S.C. He was rated the nation's top linebacker by *SuperPrep* as a senior, recording 132 tackles, 18 tackles-for-loss, three interceptions and four recovered fumbles on the way to earning Gatorade South Carolina Player-of-the-Year accolades. Brown also excelled on offense, making 38 catches for 770 yards (20.3 avg.). He was selected to play in the Shrine Bowl as well as the South Carolina-North Carolina All-Star game. An all-state selection in basketball and weightlifting, Brown played in the 1996 North-South All-Star basketball game. He earned a bachelor's degree in integrative arts from Penn State and picked up GTE/CoSIDA and Big-Ten Conference all-academic honors in 1997. Brown's cousin is former Georgia Tech star quarterback Joe Hamilton, and the two were teammates at Macedonia High School. While with the Browns, he donated his time to various Cleveland area charitable causes, including building homes with Habitat For Humanity, promoting the Browns Rush For Reading program, supporting the Browns 'Hats Off to Our Heroes' program, building a playground for the United Way's Hometown Huddle program and delivering Christmas toys to needy families in the Cleveland Metropolitan Housing Authority. He also developed his own game-day program, named Brownsville, to reward students with game tickets for regular attendance, good behavior and grades. Courtney Lanair Brown was born Feb. 14, 1978, in Charleston, S.C.

BROWN'S REGULAR SEASON RECORD

| Year | Club | G | S | UT | A | TT | S-Yds. | I-Yds. | PD | FF | FR | TD-Int. | TD-FR | S | Pts. |
|-----------------------|-----------|-----------|-----------|------------|-----------|------------|---------------|------------|-----------|----------|----------|----------|----------|----------|----------|
| 2000 | Cleveland | 16 | 16 | 60 | 30 | 90 | 4.5-22.5 | 0-0 | 9 | 0 | 0 | 0 | 0 | 0 | 0 |
| 2001 | Cleveland | 5 | 5 | 21 | 3 | 24 | 4.5-38.5 | 0-0 | 3 | 1 | 2 | 0 | 1 | 0 | 6 |
| 2002 | Cleveland | 11 | 11 | 33 | 10 | 43 | 2-10 | 0-0 | 6 | 1 | 2 | 0 | 0 | 0 | 0 |
| 2003 | Cleveland | 13 | 13 | 39 | 27 | 66 | 6-33 | 0-0 | 3 | 4 | 1 | 0 | 0 | 0 | 0 |
| 2004 | Cleveland | 2 | 2 | 1 | 2 | 3 | 0-0 | 0-0 | 0 | 0 | 0 | 0 | 0 | 0 | 0 |
| 2005 | Denver | 14 | 13 | 30 | 8 | 38 | 2-14 | 0-0 | 1 | 0 | 2 | 0 | 0 | 0 | 0 |
| CAREER TOTALS | | 61 | 60 | 184 | 80 | 264 | 19-118 | 0-0 | 22 | 6 | 7 | 0 | 1 | 0 | 6 |
| BRONCOS TOTALS | | 14 | 13 | 30 | 8 | 38 | 2-14 | 0-0 | 1 | 0 | 2 | 0 | 0 | 0 | 0 |

ADDITIONAL STATISTICS: Miscellaneous tackles — 2000 (1), TOTAL (1). Blocked a John Hall field goal at the N.Y. Jets (10/27/02).

BROWN'S POSTSEASON RECORD

| Year | Club | G | S | UT | A | TT | S-Yds. | I-Yds. | PD | FF | FR | TD-Int. | TD-FR | S | Pts. |
|-----------------------|--------|----------|----------|----------|----------|----------|------------|------------|----------|----------|----------|----------|----------|----------|----------|
| 2005 | Denver | 2 | 2 | 8 | 0 | 8 | 0-0 | 0-0 | 1 | 1 | 0 | 0 | 0 | 0 | 0 |
| CAREER TOTALS | | 2 | 2 | 8 | 0 | 8 | 0-0 | 0-0 | 1 | 1 | 0 | 0 | 0 | 0 | 0 |
| BRONCOS TOTALS | | 2 | 2 | 8 | 0 | 8 | 0-0 | 0-0 | 1 | 1 | 0 | 0 | 0 | 0 | 0 |

BROWN'S SINGLE GAME HIGHS

(Postseason in parentheses)

Sacks — 3, twice, last at Chicago, 11/4/01 (none). **Sack yards** — 23 at Chicago, 11/4/01 (none). **Interceptions** — None (none). **Interception return yards** — None (none).

BROWN'S MULTIPLE-SACK GAMES (4)

*denotes win (Brown's teams are 2-2 when he records more than one sack in a game.)

| Date | Opponent | S-Yds. |
|---------|-----------------|--------|
| 9/17/00 | vs. Pittsburgh* | 3-15 |
| 11/4/01 | at Chicago | 3-23 |
| 11/3/02 | vs. Pittsburgh | 2-10 |
| 10/5/03 | at Pittsburgh* | 2-12 |



BRANDON BROWNER

6-4 • 221 • 2ND YR. • OREGON STATE

BORN: Aug. 2, 1984, in Sylmar, Calif.

HIGH SCHOOL: Sylmar High School, Sylmar, Calif.

ACQUIRED: College Free Agent, 2005

NFL YEAR: 2nd • **YEAR WITH BRONCOS:** 2nd

NFL GAMES PLAYED/STARTED: 0/0

29

Safety



BROWNER AT A GLANCE:

- A second-year safety who spent his entire rookie season with Denver on injured reserve after he suffered a fractured left forearm in a preseason game against San Francisco (8/20/05).
- Recorded 87 career tackles (74 solo), six interceptions and 12 pass breakups in two seasons at Oregon State University, where he started all 25 games played.
- Entered 2004 as a preseason Jim Thorpe Award candidate at Oregon State after earning Pacific-10 Conference Freshman of the Year honors with six interceptions as a redshirt freshman in 2003.
- Voted second-team All-Pac-10 at Oregon State in 2003 and ranked ninth in Division I-A football with his six interceptions that year.
- Joined the Broncos as a college free agent on April 26, 2005.

CAREER TRANSACTIONS: Signed by Denver as a college free agent 4/26/05; Placed on reserve/injured list (left forearm) by Denver on 8/24/05.

2005: Signed by Denver as a college free agent, Browner competed in the Broncos' training camp until he suffered a fractured left forearm in Denver's preseason game against San Francisco (8/20). He was placed on the reserve/injured list by the club on Aug. 24.

COLLEGE: Browner started all 25 games played in two seasons at Oregon State University. He recorded 87 career tackles (74 solo), six interceptions (74 yds., including a 31-yd. TD return vs. USC), one sack (2 yds.), 12 pass breakups and two forced fumbles at Oregon State. A preseason Jim Thorpe Award candidate in 2004 after earning Pacific-10 Conference Freshman of the Year honors as a redshirt freshman in 2003, Browner made 44 tackles (37 solo) in 12 starts during the 2004 campaign to secure second-team All-Pac-10 honors. Regularly lining up against opponents' top receiver at right cornerback in 2004, Browner also totaled one sack, nine pass breakups and a blocked kick. All six of his career interceptions came in an outstanding 2003 campaign, including three against Arizona State in a performance that earned him Pac-10 Defensive Player of the Week honors. He ranked ninth in Division I-A in interceptions that year and was named freshman All-American (*The Sporting News*, Football Writers Association) and second-team All-Pac-10.

PERSONAL: Browner, who attended Sylmar High School in Sylmar, Calif., as a senior and Monroe High School (North Hills, Calif.) as a junior, posted 16 career interceptions along with 1,726 yards and 24 touchdowns at wide receiver in high school. He returned three punts for scores as a senior at Sylmar and competed in the high jump and 200 meters as a track standout for Monroe. A speech communication major at Oregon State, Brandon Browner was born Aug. 2, 1984, in Sylmar, Calif.

BROWNER'S REGULAR SEASON RECORD

| Year | Club | G | S | UT | A | TT | S-Yds. | I-Yds. | PD | FF | FR | TD-Int. | TD-FR | S | Pts. |
|----------------------|--------|----------|----------|----------|----------|----------|------------|------------|----------|----------|----------|----------|----------|----------|----------|
| 2005 | Denver | | | | | | | | | | | | | | |
| CAREER TOTALS | | 0 | 0 | 0 | 0 | 0 | 0-0 | 0-0 | 0 | 0 | 0 | 0 | 0 | 0 | 0 |



KEITH BURNS

6-2 • 235 • 13TH YR. • OKLAHOMA STATE

BORN: May 16, 1972, in Greeleyville, S.C.

HIGH SCHOOL: T.C. Williams High School, Alexandria, Va.

ACQUIRED: Unrestricted Free Agent (Tampa Bay), 2005 / Free Agent, 2000 / Draft #7 (210th overall), 1994

NFL YEAR: 13th • **YEAR WITH BRONCOS:** 11th

NFL GAMES PLAYED/STARTED: 182/3 • **POSTSEASON:** 12/0

51

Linebacker



BURNS AT A GLANCE:

- A 13th-year linebacker and special-teams standout who is in his third stint and 11th season with the Broncos in 2006, having played 151 regular-season games for the club from 1994-98, 2000-03 and 2005.
- One of the NFL's most accomplished special-teams players who has posted 222 career special-teams tackles while adding six forced fumbles and five fumble recoveries on coverage units.
- Led Denver or tied for its team high in special-teams tackles during seven of his 10 years with the team, including a career-best 24 special-teams stops in 2000 and '03.
- Served as a special-teams captain for the Broncos in 2005, helping the club tie for the NFL lead in fewest opponent drives started past the 50-yard line (10).
- Signed with Tampa Bay as an unrestricted free agent in 2004 and led the Buccaneers with 23 special-teams tackles that season while playing special teams only in all 16 games.
- Played his first five seasons with Denver before signing with Chicago as an unrestricted free agent in 1999; Returned to the Broncos as a free agent after one year with the Bears.
- Earned second-team All-America honors from *Football News* as a senior at Oklahoma State.
- Joined the Broncos as an unrestricted free agent March 25, 2005.
- Selected by the Broncos in the seventh round (210th overall) of the 1994 NFL Draft.

CAREER TRANSACTIONS: Signed by Denver as a draft choice 7/12/94; Signed by Chicago as an unrestricted free agent 4/6/99; Released by Chicago 8/27/00; Signed by Denver as a free agent 9/19/00; Released by Denver 2/26/03; Signed by Denver as a free agent 2/27/03; Signed by Tampa Bay as an unrestricted free agent 5/2/04; Signed by Denver as an unrestricted free agent 3/25/05.

2005: In his third stint with the Broncos, Burns led Denver with 17 special-teams stops in 16 regular-season games (1 start). Burns, who played in both postseason contests, started his lone game of the year at middle linebacker in place of Al Wilson in Denver's regular-season finale at S.D. (12/31). Burns had at least a share of the team lead in special-teams stops a team-high seven times in the regular season and once during the post-

BURNS LEADS THE BRONCOS' SPECIAL TEAMS

LB KEITH BURNS, DENVER'S SEVEN-TIME LEADER OR CO-LEADER IN SPECIAL-TEAMS TACKLES (BASED ON PRESS-BOX STATISTICS)

| Year | Burns' Team-High Total | Next-Highest Total |
|------|------------------------|-----------------------------|
| 1995 | 16 | 10 (CB Randy Hilliard) |
| 1996 | 16 | 16 (S Tim Hauck) |
| 1998 | 19 | 16 (RB Anthony Lynn) |
| 2000 | 24 | 21 (S George Coghill) |
| 2001 | 21 | 21 (S George Coghill) |
| 2003 | 24 | 16 (CB Willie Middlebrooks) |
| 2005 | 17 | 11 (CB Karl Paymah) |

season. As the special teams captain, Burns was a key contributor to Denver's average starting position being four yards better than its opponents (31.8-yd. line vs. 27.9-yd. line). The Broncos ranked second in the league in forcing their opponents to an average drive start of their own 27.9-yard line and tied for the NFL lead in limiting opponents to just 10 drives started past the 50-yard line. He played on special teams in an AFC Divisional Playoff Game vs. N.E. (1/14) and led the team the following week with two special-teams stops in the AFC Championship Game vs. Pit. (1/22). He opened the season with a special-teams tackle in each of the first two games (at Mia. 9/11 and vs. S.D. 9/18). He added an assisted tackle on defense in the home opener against the Chargers. He paced the team with two special-teams stops vs. K.C. (9/26) on *Monday Night Football* to help limit Chiefs returner Dante Hall to one punt return for 10 yards. Burns paced the team with back-to-back two-tackle performances on special teams vs. Was. (10/9) and vs. N.E. (10/16). At Oak. (11/13), he led the Broncos with a season-high four special-teams stops. Burns contributed a stop on punt coverage before leaving the game with a knee injury on Thanksgiving Day at Dal. (11/24). The knee injury forced him inactive at K.C. (12/4) before he returned to the lineup vs. Bal. (12/11). At Buf. (12/17), Burns made a special-teams tackle and recovered a Bills inside kick late in the game. In the regular-season finale at S.D. (12/31), Burns made the third start of his career at middle linebacker in place of Al Wilson and made one assisted tackle on defense.

2004: In his first season with Tampa Bay, Burns appeared on special teams only in all 16 games and led the Buccaneers with 23 special-teams tackles along with one forced fumble on the unit. He saw his first action as a Buccaneer at Was. (9/12), playing primarily on special teams to tie for the team high with two special-teams tackles against the Redskins. He played on special teams vs. Sea. (9/19), posting one tackle. Burns played special teams only at Oak. (9/26), recording two tackles. He notched one special-teams tackle vs. Den. (10/3) and at Stl. (10/18). He led Tampa Bay with three special-teams tackles vs. Chi. (10/24) and forced a fumble on the opening kickoff of the second half against the Bears. He made two tackles on special teams vs. K.C. (11/7) and at Atl. (11/14) before leading the team with three special-teams tackles vs. S.F. (11/21). Burns posted one special-teams tackle at Car. (11/28) and two vs. Atl. (12/5).

2003: Burns, who was voted Denver's special-teams captain by his teammates, saw action in all 16 regular-season games and posted 24 special-teams tackles to lead the team for the fourth time in his career (1996, '98, '00). He also led the team in 1995 and tied for the team high in 2001. Burns was especially effective during the second half of the season, posting 16 special-teams tackles in the final eight games. He also saw limited action on defense (vs. S.D. 11/16, vs. Chi. 11/23 and at G.B. 12/28) and made four solo tackles. Burns played on special teams only in the Broncos' AFC Wild Card Game at Ind. (1/4) and made one tackle. In the season opener at Cin. (9/7), Burns served as special-teams captain and posted a season-high three stops. Against Pit. (10/12), he made a special-teams tackle. At Min. (10/19), Burns matched his season high with three special-teams tackles and was named special-teams captain the following week at Bal. (10/26). Against N.E. (11/3), he recorded his third game of the season with three special-teams tackles while again serving as special-teams captain. Burns recorded two more special-teams tackles vs. S.D. (11/16) while seeing his first defensive action and making a solo tackle. He saw defensive action again vs. Chi. (11/23), tallying two solo tackles, while adding two special-teams stops. The following week at Oak. (11/30), he matched his season high with three special-teams tackles for the fourth time on the season. He went on to record two more stops in each of the next two games, vs. K.C. (12/7) and vs. Cle. (12/14). In the final game of the regular season at G.B. (12/28), Burns made two special-teams stops and saw action from scrimmage, recording one solo tackle.

2002: Burns—voted by his teammates as special teams captain and the club's nominee for the Ed Block Courage Award—saw action on special teams in all 16 games (1 start) and ranked fourth on the Broncos with 12 special-teams tackles while adding a forced fumble and a blocked punt on the unit. Burns played from scrimmage in the season opener vs. Stl. (9/8), replacing Al Wilson after he was forced out with leg cramps. Burns posted a season-high three special teams stops at S.F. (9/15) and forced a fumble by 49ers punt returner Jimmy Williams. He started at middle linebacker at S.D. (12/1) and made one solo tackle but played only on special teams after the first series. He blocked a Dan Stryzinski punt in overtime at K.C. (10/20) to set up Jason Elam's game-winning field goal.

2001: Burns played all 16 games, making three tackles on defense (2 solo) and tying for the team lead with 21 tackles on special teams (with George Coghill) while adding a forced fumble and two fumble recoveries. Denver's special-teams captain for the second half of the year, Burns played only on special teams in games 3-11 and 13-16. He saw action in a reserve role on defense in the first two games of the season (vs. NYG 9/10

BRONCOS SPECIAL TEAMS IMPROVE IN 2005

| Category | 2005 (NFL Rank) | 2004 (NFL Rank) |
|--|-----------------|-----------------|
| Average Drive Starting Position | 31.8 (10) | 29.0 (27) |
| Average Opponent Drive Starting Position | 27.9 (2) | 32.4 (28) |
| Opponent Drives Started Past 50 | 10 (1T) | 26 (24T) |
| Opponent Punt Return Average | 7.4 (10) | 9.2 (22) |
| Gross Punting Average | 43.2 (11) | 40.5 (24) |
| Net Punting Average | 38.0 (7) | 34.3 (26) |

and at Ari. 9/23), and posted his first two tackles in the latter contest. He posted three special-teams tackles vs. S.D. (11/11) and one fumble recovery to set up a field goal. Burns added to his special-teams statistics vs. Was. (11/18) by recovering a fumble that led to the only Denver touchdown. At Mia. (12/2), Burns saw his first action at linebacker since Ari. (9/23), making one tackle, while posting three tackles on special teams.

2000: Burns re-signed with the Broncos on Sept. 19 and played all 13 remaining regular-season games, posting two tackles (1 solo) and one pass defended. Despite missing the first three games, he led the team with a career-high 24 special teams tackles—including a team-high four at N.O. (12/3) and vs. Cle. (10/15)—and had three forced fumbles and one fumble recovery on special teams. Burns made one tackle on special teams in Denver's AFC Wild Card Game at Bal. (12/31). He began the year with Chicago, playing in all four preseason games with the team and posting 21 tackles (12 solo) and one forced fumble while also contributing four special-teams tackles. He led the Bears in tackles in the first and last games of the preseason with 12 (6 solo) at the N.Y. Giants and eight (6 solo) vs. Tennessee but was waived in the final cutdown by the Bears. Burns saw his first action of the season vs. K.C. (9/24) and posted two special-teams tackles. He added one more vs. N.E. (10/1) and two the following week at S.D. (10/8). In the contest against the Chargers, he saw his only defensive action of the season and posted two stops (1 solo) and a pass breakup. He forced his second fumble at N.O. (12/3) with a team-high four special-teams tackles. Burns was outstanding on special teams vs. Sea. (12/10), posting two tackles, his third forced fumble and his first fumble recovery of the season.

1999: Burns signed with Chicago as an unrestricted free agent April 6 and played 15 games (0 starts) with the Bears. He ranked second on the club with a then career-high 22 special-teams tackles. Defensively, he added seven more stops (3 solo) and grabbed his first career interception (at Was., 10/31 -QB Rodney Peete), which he returned 15 yards. Burns posted a special-teams tackle in his first game with Chicago vs. K.C. (9/12) and replaced an injured Sean Harris at middle linebacker in the second half at Min. (10/10). He had a season-high four tackles (2 solo) at S.D. (11/21).

1998: Burns played all 16 regular-season games (0 starts) for the Broncos, seeing action on defense and special teams. He posted eight defensive tackles (6 solo) with one pass defended while adding a team-leading 19 tackles on special teams, including a season-high five vs. Phi. (10/4). His pass defended at Was. (9/27) was the first of his NFL career. Burns saw action at linebacker and on special teams in all three postseason games, making a team-high five tackles (3 vs. the N.Y. Jets) on special teams and recovering a fumble. The recovery came in the third quarter of the AFC Championship Game vs. NYJ (1/17) on the kickoff that followed the Broncos' first touchdown of the day, giving Denver possession at the Jets' 31-yard line with the team trailing 10-7. The possession led to a Jason Elam field goal and a 10-10 tie en route to Denver's 23-10 victory. Burns added a special-teams tackle in Super Bowl XXXIII vs. Atl. (1/31).

1997: Burns played all 16 regular-season games (0 starts) for Denver and contributed on defense and special teams. He recorded three tackles on defense (2 solo), added 10 more on special teams and returned three kickoffs for 37 yards (12.3 avg.). He returned one kickoff for eight yards at Sea. (9/7) and also had one assisted tackle at Atl. (9/28) and two solo stops at S.D. (11/30). In the postseason, Burns saw action at linebacker and on special teams in all four games to post two special-teams tackles and return one kickoff for 16 yards in the Super Bowl. He had a special-teams stop in the AFC Championship Game at Pit. (1/11). In Super Bowl XXXII vs. G.B. (1/25), Burns played at linebacker and also made one tackle on special teams.

1996: Burns played all 16 regular-season games (0 starts) primarily on special teams while seeing brief action as a backup middle linebacker, making five tackles (2 solo). He also made 16 special-teams tackles to tie for the team-high. He was involved in the goal-line stand that helped clinch the Broncos' 17-12 victory vs. Chi. (11/10). In the Broncos' game vs. Sea. (12/1), Burns was in on 11 defensive plays and made two tackles (1 solo) while also contributing one tackle on special teams. In Denver's AFC Divisional Playoff Game vs. Jac. (1/4), Burns made one special-teams tackle and returned one kickoff for 14 yards. He had offseason surgery on his right shoulder Jan. 15, 1997.

1995: Burns saw action in all 16 games (0 starts) in his second year, playing both at linebacker and on special teams for Denver. He made 22 tackles (14 solo)—including 1.5 sacks—and forced a fumble on defense in addition to leading the team with 16 special-teams tackles. He also had two fumble recoveries on special teams. Burns recorded his first career sack vs. Was. (9/17), dropping Redskins quarterback Gus Frerotte for an 8-yard loss in the fourth quarter. His season high in tackles came at Sea. (10/1) when he recorded six (5 solo) and added one on special teams. In Denver's game vs. Oak. (10/16), Burns saw his most extensive action of the season after Dave Wyman was ejected in the first quarter following a personal foul. He responded with four tackles (3 solo) and a forced fumble as the Broncos went on to shut out the Raiders 27-0. Burns recovered fumbles on special teams in back-to-back games vs. S.D. (11/19) and at Hou. (11/26).

1994: Selected by the Broncos in the seventh round (210th overall) of the 1994 NFL Draft, Burns played in 11 games during his rookie season, including one start on opening day vs. S.D. (9/4). He finished the year with 18 tackles (14 solo) on defense while adding 18 special-teams stops. He immediately made his presence felt by recording nine tackles (8 solo), second-best on the team, in his first NFL game vs. S.D. (9/4) in place of the injured Dave Wyman. His next-best numbers came two weeks later vs. Oak. (9/18) when he notched five stops (4 solo). Burns saw time primarily on special teams throughout the rest of his rookie season.

COLLEGE: Burns recorded 233 tackles (182 solo), six sacks, one interception, five fumble recoveries and three forced fumbles during his two years at Oklahoma State University. He earned second-team All-America and first-team All-Big Eight honors from *Football News* as well as *Playboy* All-America honors as a senior in 1993. He played at both strongside outside linebacker and middle linebacker during the season, leading the Cowboys with 107 tackles (80 solo) and adding one sack, three fumble recoveries and three pass breakups. Burns, who also earned first-team All-Big Eight accolades and Big Eight Defensive Newcomer of the Year honors as a junior in 1992, closed out his collegiate career with an appearance in the East-West Shrine Game. He played his first two seasons at Navarro Junior College in Corsicana, Texas, where he earned first-team JUCO All-America honors in 1991 by recording 192 tackles (102 solo), six sacks and three interceptions.

PERSONAL: Keith and his wife, Michelle, have two daughters, Danielle and Rachel, and a son, Keith, and make their home in Alexandria, Va. A native of Greeleyville, S.C., Burns earned three letters in football, two in basketball and one in baseball at T.C. Williams High School in Alexandria, Va., the same school that inspired the movie *Remember the Titans*. He has his associate of arts degree from Navarro Junior College and was a sociology major at Oklahoma State. Burns enjoys bowling in his spare time. He also is an aspiring comedian who has performed at Comedy Works, a popular comedy club located in Denver. Keith Bernard Burns was born May 16, 1972, in Greeleyville, S.C.

BURNS' REGULAR SEASON RECORD

| Year | Club | G | S | UT | A | TT | S-Yds. | I-Yds. | PD | FF | FR | TD-Int. | TD-FR | S | Pts. |
|-----------------------|-----------|------------|----------|-----------|-----------|-----------|--------------|-------------|----------|----------|----------|----------|----------|----------|----------|
| 1994 | Denver | 11 | 1 | 14 | 4 | 18 | 0-0 | 0-0 | 0 | 0 | 0 | 0 | 0 | 0 | 0 |
| 1995 | Denver | 16 | 0 | 14 | 8 | 22 | 1.5-9 | 0-0 | 0 | 1 | 0 | 0 | 0 | 0 | 0 |
| 1996 | Denver | 16 | 0 | 2 | 3 | 5 | 0-0 | 0-0 | 0 | 0 | 0 | 0 | 0 | 0 | 0 |
| 1997 | Denver | 16 | 0 | 2 | 1 | 3 | 0-0 | 0-0 | 0 | 0 | 0 | 0 | 0 | 0 | 0 |
| 1998 | Denver | 16 | 0 | 6 | 2 | 8 | 0-0 | 0-0 | 1 | 0 | 0 | 0 | 0 | 0 | 0 |
| 1999 | Chicago | 15 | 0 | 3 | 4 | 7 | 0-0 | 1-15 | 1 | 0 | 0 | 0 | 0 | 0 | 0 |
| 2000 | Denver | 13 | 0 | 1 | 1 | 2 | 0-0 | 0-0 | 1 | 0 | 0 | 0 | 0 | 0 | 0 |
| 2001 | Denver | 16 | 0 | 2 | 1 | 3 | 0-0 | 0-0 | 0 | 0 | 0 | 0 | 0 | 0 | 0 |
| 2002 | Denver | 16 | 1 | 1 | 0 | 1 | 0-0 | 0-0 | 0 | 0 | 0 | 0 | 0 | 0 | 0 |
| 2003 | Denver | 16 | 0 | 4 | 0 | 4 | 0-0 | 0-0 | 0 | 0 | 0 | 0 | 0 | 0 | 0 |
| 2004 | Tampa Bay | 16 | 0 | 0 | 0 | 0 | 0-0 | 0-0 | 0 | 0 | 0 | 0 | 0 | 0 | 0 |
| 2005 | Denver | 15 | 1 | 0 | 2 | 2 | 0-0 | 0-0 | 0 | 0 | 0 | 0 | 0 | 0 | 0 |
| CAREER TOTALS | | 182 | 3 | 49 | 26 | 75 | 1.5-9 | 1-15 | 3 | 1 | 0 | 0 | 0 | 0 | 0 |
| BRONCOS TOTALS | | 151 | 3 | 46 | 22 | 68 | 1.5-9 | 0-0 | 2 | 1 | 0 | 0 | 0 | 0 | 0 |

ADDITIONAL STATISTICS: Special teams tackles — 1994 (18), 1995 (16), 1996 (16), 1997 (10), 1998 (19), 1999 (22), 2000 (24), 2001 (21), 2002 (12), 2003 (24), 2004 (23), 2005 (17), TOTAL (222). Kick returns — 1995 (1 for 5 yds.), 1997 (4 for 45 yds., 11.3 avg., 18-yd. long); 1998 (2 for 17 yds., 8.5 avg., 17-yd. long), TOTAL (7 kick returns for 67 yds., 9.6 avg., 18-yd. long). Blocked a Dan Stryzinski punt at Kansas City (10/20/02). Special teams fumbles — 1999 (1FR), 2000 (3FF, 1FR), 2001 (1FF, 2FR), 2002 (1FF), 2004 (1FF), 2005 (1FR), TOTAL (6FF, 5FR). Recovered an onside kick at Buffalo (12/17/05).

BURNS' POSTSEASON RECORD

| Year | Club | G | S | UT | A | TT | S-Yds. | I-Yds. | PD | FF | FR | TD-Int. | TD-FR | S | Pts. |
|-----------------------|--------|-----------|----------|----------|----------|----------|------------|------------|----------|----------|----------|----------|----------|----------|----------|
| 1996 | Denver | 1 | 0 | 0 | 0 | 0 | 0-0 | 0-0 | 0 | 0 | 0 | 0 | 0 | 0 | 0 |
| 1997 | Denver | 4 | 0 | 0 | 0 | 0 | 0-0 | 0-0 | 0 | 0 | 0 | 0 | 0 | 0 | 0 |
| 1998 | Denver | 3 | 0 | 0 | 0 | 0 | 0-0 | 0-0 | 0 | 0 | 0 | 0 | 0 | 0 | 0 |
| 2000 | Denver | 1 | 0 | 0 | 0 | 0 | 0-0 | 0-0 | 0 | 0 | 0 | 0 | 0 | 0 | 0 |
| 2003 | Denver | 1 | 0 | 0 | 0 | 0 | 0-0 | 0-0 | 0 | 0 | 0 | 0 | 0 | 0 | 0 |
| 2005 | Denver | 2 | 0 | 0 | 0 | 0 | 0-0 | 0-0 | 0 | 0 | 0 | 0 | 0 | 0 | 0 |
| CAREER TOTALS | | 12 | 0 | 0 | 0 | 0 | 0-0 | 0-0 | 0 | 0 | 0 | 0 | 0 | 0 | 0 |
| BRONCOS TOTALS | | 12 | 0 | 0 | 0 | 0 | 0-0 | 0-0 | 0 | 0 | 0 | 0 | 0 | 0 | 0 |

ADDITIONAL STATISTICS: Special teams tackles — 1996 (1), 1997 (2), 1998 (5), 2000 (1), 2003 (1), 2005 (2), TOTAL (12). Kick returns — 1997 (1 for 14 yds.), 1998 (1 for 16 yds.), TOTAL (2 kick returns for 30 yds., 15.0 avg., 16-yd. long). Special teams fumbles — 1998 (1FR), TOTAL (1FR).

BURNS' SINGLE GAME HIGHS

(Postseason in parentheses)

Sacks — 1 vs. Washington, 9/17/95 (none). **Sack yards** — 8 vs. Washington, 9/17/95 (none). **Interceptions** — 1 at Washington, 10/31/99 (none). **Interception return yards** — 15 at Washington, 10/31/99 (none). **Kick returns** — 2 at N.Y. Giants, 12/13/98 (1, twice, last vs. G.B., 1/25/98). **Kick return yards** — 18 vs. Cincinnati, 9/21/97 (16 vs. G.B., 1/25/98). **Longest kick return** — 18 vs. Cincinnati, 9/21/97 (16 vs. G.B., 1/25/98). **Kick return touchdowns** — None (none).



COOPER CARLISLE

6-5 • 295 • 7TH YR. • FLORIDA

BORN: Aug. 11, 1977, in Greenville, Miss.

HIGH SCHOOL: McComb High School, McComb, Miss.

ACQUIRED: Draft #4b (112th overall), 2000

NFL YEAR: 7th • **YEAR WITH BRONCOS:** 7th

NFL GAMES PLAYED/STARTED: 79/22 • **POSTSEASON:** 5/3

65

GUARD

CARLISLE AT A GLANCE:

- A seventh-year guard who started all 16 regular-season games for the first time in his career in 2005 after starting a combined total of six regular-season games in his first five seasons.
- Helped the Broncos produce their 10th individual 1,000-yard rushing season in the last 11 years by blocking for Mike Anderson (1,014 yds.) in 2005 while the team gained the second-most rushing yards (2,539) in franchise history and ranked second in the NFL in that category.
- Became the first Broncos offensive lineman to catch a touchdown pass since tackle Dave Studdard (at Phi. 9/9/86) with a 6-yard scoring reception from Jake Plummer at S.D. (9/14/03) for his first career touchdown.
- Played a role in the Broncos rushing for a franchise-record 2,629 yards as a reserve in 2003 while helping Denver tie for the fourth-fewest sacks allowed (25) in team history.
- Started at four different positions (left guard, right guard, left tackle and right tackle) at the University of Florida.
- Selected by the Broncos in the fourth round (112th overall) of the 2000 NFL Draft.

CAREER TRANSACTIONS: Signed by Denver as a draft choice 7/18/00.



2005: Carlisle started all 16 regular-season games and both playoff contests, helping the Broncos to a prolific offensive output. The Broncos' offensive line helped the club rank second in the NFL in rushing (158.7 ypg.) and post the second-highest single-season rushing total (2,539 yds.) in franchise history. The line also yielded the third-fewest sacks (23) in the league and in team history and paved the way for a franchise-record 145 rushing first downs. He also was a factor in the team being just the third in league history to have two 900-yard rushers (Mike Anderson and Tatum Bell), a 1,000-yard receiver (Rod Smith) and a 3,000-yard passer (Jake Plummer) in the same season. Carlisle and Denver's line allowed only one sack at Mia. (9/11), and the guard recovered Plummer's fumble late in the second quarter vs. S.D. (9/18). The team allowed only one sack and rushed for 221 yards on *Monday Night Football* vs. K.C. (9/26). The line blocked for the Broncos' third consecutive individual 100-yard game when Bell gained 114 yards vs. N.E. (10/16) and fourth at NYG (10/23) with Anderson's 120 yards. The Giants, who ranked eighth in the league with 41 sacks, did not sack Plummer. Against Phi. (10/30), the Broncos became the first team in NFL history to have two 100-yard rushers (Anderson and Bell) and a 300-yard passer (Plummer) in the same game. Denver also posted the second-highest yardage total (564) and point total (49) in franchise history against the Eagles. He played on an offensive line that paved the way for 144 rushing yards, including 98 by Ron Dayne, on Thanksgiving Day at Dal. (11/24). The line blocked for a rushing attack that amassed 178 yards and allowed just one sack at Buf. (12/17). The line cleared the way for 155 rushing yards vs. Oak. (12/24) and 157 rushing yards at S.D. (12/31).

2004: Carlisle played all 16 regular-season games for the Broncos on special teams and saw action at guard in six contests (4 starts). Carlisle, who started the last four regular-season games at right guard in place of the injured Dan Neil, helped the Broncos set a franchise record by allowing only 15 sacks, shattering the previous best of 22 sacks set in 1971, to rank third in the NFL. Despite season-ending injuries to the team's top two running backs early in the year, Denver totaled the franchise's sixth-best single-season rushing total (2,333 yds.) behind the strong play of its offensive line. Carlisle started at right guard in Denver's AFC Wild Card Game at Ind. (1/9), marking the first playoff start of his career. After playing on special teams only in Denver's first five games, Carlisle replaced Dan Neil at right guard in the fourth quarter at Oak. (10/17) for his first offensive line action of the year. Neil was given most of the quarter off with the Broncos holding a commanding lead. At Cin. (10/25) on *Monday Night Football*, he entered the game on the offensive line as an eligible receiver late in the second quarter on the play that resulted in Rod Smith's touchdown catch. Carlisle made his first start of the season and his first start since Dec. 28, 2003, (at Green Bay) at right guard in place of the injured Dan Neil vs. Mia. (12/12). Against the Dolphins, he helped rookie Tatum Bell post the first 100-yard game of his career to mark only the second time in franchise history that three different Broncos have had at least one 100-yard game in a season. He started his second consecutive game at K.C. (12/19) in place of Neil at right guard. He

started his third consecutive game, the longest start streak of his career, at Ten. (12/25) in a game in which Denver did not allow a sack for the eighth time in 2004. He started in the season finale vs. Ind. (1/2), helping the Broncos post their second-highest rushing total of the year (214 yds.) in a win that clinched a playoff berth.

2003: Carlisle saw action in all 16 regular-season games and started two, replacing Dan Neil (ankle) at right guard at Ind. (12/21) and at G.B. (12/28). His play as a reserve helped the Broncos rush for a franchise-record 2,629 yards while tying for the fourth-fewest sacks allowed (25) in team history. Most of his action came on special teams, but he also contributed in a reserve role and as a tackle-eligible receiver in goal-line situations in several games. Carlisle saw action on special teams and in a reserve role in the Broncos' AFC Wild Card Game at Ind. (1/4). At S.D. (9/14), Carlisle recorded his first-ever reception for his first career touchdown. The score came on a 6-yard toss from Jake Plummer in the second quarter. Carlisle became the first Broncos offensive lineman to catch a touchdown pass since tackle Dave Studdard did so at Phi. (9/9/86). In Denver's game vs. Det. (9/28), he finished the game at left guard after starter Ben Hamilton moved to center late in the contest to replace the injured Tom Nalen (ankle). At Bal. (10/26), Carlisle saw some action at left tackle, alternating with Blake Brockermeyer before replacing Matt Lepsis at right tackle midway through the second quarter after Lepsis was disqualified. He again played several series at left tackle vs. N.E. (11/3) and replaced Neil at right guard in the fourth quarter vs. S.D. (11/16). Carlisle made his first career start at Ind. (12/21) when he replaced Neil (ankle) at right guard and played a key role in paving the way for the Broncos to rush for 227 yards and three touchdowns in a crucial road win that clinched a playoff spot for Denver. He started at right guard again the following week at G.B. (12/28) with Neil inactive (ankle).

2002: Carlisle was inactive for 15-of-16 games for the Broncos, seeing action on special teams at Bal. (9/30).

2001: Carlisle played on special teams in all 16 regular-season games (0 starts). His only action on offense came vs. Sea. (12/9), replacing Matt Lepsis (injury) at right tackle for several plays in the third quarter.

2000: Selected by the Broncos in the fourth round (112th overall) of the 2000 NFL Draft, Carlisle primarily played on special teams in each of the final 14 games as a rookie. He also saw action on special teams in Denver's AFC Wild Card Game at Bal. (12/31). Carlisle's first NFL action came on special teams at Oak. (9/17) after being declared inactive for the first two games. He saw his first action on offense in the fourth quarter at Cin. (10/22) when he replaced injured left tackle Tony Jones.

COLLEGE: Carlisle played 48 games (32 starts) in his four-year career at the University of Florida, making starts at four different positions: left guard, right guard, left tackle and right tackle. Widely regarded as one of the most versatile offensive linemen in Florida history, Carlisle was an honorable mention selection for the *St. Petersburg Times*' All-Florida team in 2003. A four-year Southeastern Conference Academic Honor Roll selection, he was named All-American and All-SEC as a senior in 1999 when he started all 13 games as a team tri-captain. He also was a co-recipient of the team's Leadership Award. As a junior, Carlisle was co-recipient of the Gators' Most Consistent Award and received the James Kyne Award as Florida's offensive lineman "Iron Man," playing 12 games and starting nine. He received the Dr. Lombardi GPA Award during the spring before his sophomore season (1997) and went on to play all 12 games with four starts at left tackle. Carlisle played in all 11 games and started six at left tackle as a redshirt freshman in 1996, helping the Gators to a National Championship with a 52-20 win against in-state rival Florida State in the Sugar Bowl. He was co-recipient of the offensive squad's Most Improved Freshman award during the spring. He redshirted for his first season in 1995.

PERSONAL: Carlisle was a *Blue Chip Illustrated* All-America selection, a *USA Today* honorable mention selection and a first-team all-state choice during his three years starting at McComb High School in McComb, Miss. He was rated one of the nation's top 15 offensive linemen by *Blue Chip Illustrated*, and he was chosen to play in the Mississippi-Alabama all-star game. He was a business/finance major at Florida. His brother, Will, played on the offensive line at Tulane, and his uncle, Duke Carlisle, was a quarterback at Texas who played in the NFL. Cooper Morrison Carlisle was born Aug. 11, 1977, in Greenville, Miss. He and his wife, Suzy, reside in Reddington Shores, Fla. and have a newborn daughter, Anna Kate, who was born on March 14, 2006.

CARLISLE'S REGULAR SEASON RECORD

| Year | Club | G | S |
|----------------------|--------|-----------|-----------|
| 2000 | Denver | 14 | 0 |
| 2001 | Denver | 16 | 0 |
| 2002 | Denver | 1 | 0 |
| 2003 | Denver | 16 | 2 |
| 2004 | Denver | 16 | 4 |
| 2005 | Denver | 16 | 16 |
| CAREER TOTALS | | 79 | 22 |

ADDITIONAL STATISTICS: Recovered two fumbles in 2005 and one fumble in 2003. Caught a 6-yard touchdown pass from Jake Plummer at San Diego (9/14/03). Recorded a miscellaneous tackle at Cincinnati (10/22/00).

CARLISLE'S POSTSEASON RECORD

| Year | Club | G | S |
|----------------------|--------|----------|----------|
| 2000 | Denver | 1 | 0 |
| 2003 | Denver | 1 | 0 |
| 2004 | Denver | 1 | 1 |
| 2005 | Denver | 2 | 2 |
| CAREER TOTALS | | 5 | 3 |



DWAYNE CARSWELL

6-3 • 290 • 13TH YR. • LIBERTY

BORN: Jan. 18, 1972, in Jacksonville, Fla.

HIGH SCHOOL: University Christian High School, Jacksonville, Fla.

ACQUIRED: College Free Agent, 1994

NFL YEAR: 13th • YEAR WITH BRONCOS: 13th

NFL GAMES PLAYED/STARTED: 163/82 • POSTSEASON: 11/2

77

GUARD/TACKLE

CARSWELL AT A GLANCE:

- A 13th-year player and one-time Pro Bowl tight end who enters his third consecutive training camp as an offensive lineman in 2006.
- Named recipient of the Broncos' Ed Block Courage Award in 2005 after suffering internal injuries in a morning car accident that ended his season in October.
- Became the first offensive lineman to catch two touchdown passes in the same game in the Super Bowl era (since 1966) with two scoring grabs at Jacksonville (10/2/05).
- Proved instrumental to the Broncos' rushing success as a blocker, helping Denver secure a top-5 NFL ranking in rushing yards during nine of the last 11 seasons.
- Enters 2006 with center Tom Nalen (12 years) and kicker Jason Elam (13 years) as one of the longest-tenured Broncos, having played 12 seasons with the club.
- Caught a career-high four touchdown receptions as a 16-game starter in a 34-catch, 299-yard season (8.8 avg.) in 2001 that earned him his first trip to the Pro Bowl.
- Enjoyed a breakout year in 2000 with 49 catches and three touchdowns after totaling 58 catches with three touchdowns in his first six seasons combined.
- Displayed remarkable durability in his career, missing only one game in the nine seasons from 1996-2004.
- Distinguished himself on special teams early in his career and was the unit's captain in 1997.
- Entered the NFL with the Broncos as a college free agent in 1994 from Liberty University.

CAREER TRANSACTIONS: Signed by Denver as a college free agent 5/3/94; Waived by Denver 8/26/94; Signed by Denver (practice squad) 8/30/94; Signed by Denver (active roster) 11/25/94; Placed on reserve/suspended list by Commissioner 10/18/04; Suspension lifted by Commissioner 10/26/04; Placed on reserve/non-football injury list (internal injuries) by Denver 10/31/05.



2005: Carswell earned the Broncos' Ed Block Courage Award nomination for his recovery from an automobile accident that occurred on the morning of Thursday, Oct. 27, at the intersection of Parker Road and Hampden Avenue. Carswell sustained internal injuries and was subsequently placed on the reserve/non-football injury list on Oct. 31. He was discharged from The Medical Center of Aurora on the morning of Friday, Nov. 4. During training camp, he converted to guard but saw action as an eligible receiver in goal line packages in all seven games he played. When he was placed on the reserve/non-football injury list, he was tied for second on the team with two touchdown grabs. Carswell returned to the sideline to motivate the team for the game vs. Bal. (12/11). At Jac. (10/2), he caught two touchdowns (2 and 1 yds.) in the second quarter to become the first lineman in the Super Bowl era (since 1966) to make two touchdown catches in the same game. In Denver's game vs. Was. (10/9), Carswell fell on a squib kick after the Redskins made the score 21-13. After the automobile accident on Oct. 27, he was declared inactive for the game vs. Phi. (10/30) and was placed on the reserve/non-football injury list by Denver on Oct. 31.

2004: Carswell readjusted to playing tight end after spending training camp at offensive tackle, and the veteran appeared in 15 regular-season games (14 starts) to record 22 receptions for 198 yards (9.0 avg.) with one touchdown. He also was used as an H-back in certain formations. He started at Ind. (1/9) in the Broncos' AFC Wild Card Game and caught a 15-yard pass for his lone reception. Carswell played sparingly at tight end vs. K.C. (9/12) and saw action on special teams. He made his first start of the season at Jac. (9/19) and made three catches for 35 yards (11.7 avg.), including a shoestring 19-yard grab late in the fourth quarter with Denver looking to erase its 1-point deficit against the Jaguars. He turned in a big game vs. Car. (10/10) when he tied for the team-high in receptions (4 for 45 yds.) and recorded the most receptions and receiving yards that he's had in a game since Dec. 1, 2002, at San Diego. All of his catches came in the second half, and he accounted for 30 receiving yards during the Broncos' game-winning touchdown drive. He made two catches for 30 yards

(15.0 avg.), including a 10-yard score on third-and-9 in the second quarter that marked his first touchdown of the year, at Oak. (10/17). Carswell missed Denver's game at Cin. (10/25) because he was on the reserve/suspended list and returned to the field in a start vs. Atl. (10/31). He had a season and team-high five catches for 27 yards (5.4 avg.) at N.O. (11/21). Carswell caught a pass in each of the final three regular-season games.

2003: Carswell played all 16 regular-season games (10 starts), catching six passes for 53 yds. (8.8 avg.) with a touchdown. Nine starts came when the Broncos opened games in a two-tight end set, and his other came at G.B. (12/28) in place of the inactive Shannon Sharpe. Carswell saw action as a reserve tight end in the AFC Wild Card Game at Ind. (1/4) and caught two passes for 12 yards (6.0 avg.). His first catch of the season came in the opener at Cin (9/7). Vs. Det. (9/28), he caught one pass for seven yards. He added a 6-yard touchdown catch the next week at K.C. (10/5). At Bal. (10/26), Carswell caught one pass for 19 yards on an over-the-shoulder grab of Danny Kanell's pass. The catch was the team's longest play from scrimmage on the day. He caught a pass for five yards vs. Chi. (11/23) and made two special-teams tackles. He added another catch for six yards at Oak. (11/30) and then started in the regular-season finale at G.B. (12/28) but did not catch a pass.

2002: Carswell played all 16 games (7 starts) with four starts coming when Denver opened the game in a two-tight end set (at Bal., 9/30; vs. S.D., 10/6; vs. Mia., 10/13 and vs. K.C., 12/15). He also started games 11-13 (at Sea., 11/17; vs. Ind., 11/24 and at S.D., 12/1) as the No. 1 tight end, replacing an injured Shannon Sharpe. He caught 21 passes for 189 yards (9.0 avg.), including a 1-yd. touchdown pass from Brian Griese vs. Buf. (9/22). Carswell tied his season-high five grabs at S.D. (12/1) for 54 yards. He also returned a kickoff for 14 yards vs. Ind. (11/24). Carswell caught five passes for a season-high 57 yards (11.4 avg.) vs. Oak. (11/11).

2001: Carswell—selected to play in the Pro Bowl for the first time—started all 16 games, catching 34 passes for 299 yds. (8.8 avg.) with a long of 25 and a career-high four touchdowns. He caught a 25-yard pass in the season opener vs. NYG (9/10) and followed that up with two receptions for 33 yards (16.5 avg.) at Ari. (9/23). Carswell's first touchdown of the season came vs. Bal. (9/30) on a 3-yard toss from quarterback Brian Griese. He caught a season-high four passes for 40 yards at Sea. (10/14). Carswell hauled in his second touchdown of the season vs. N.E. (10/28) on a 6-yard pass from Griese in the third quarter to put Denver ahead 24-20 in an eventual 31-20 win. At Oak. (11/5), he caught three balls for a season-high 46 yards (15.3 avg.) with a long of 19. His third touchdown of his Pro Bowl season occurred vs. S.D. (11/11) on a 3-yard reception from Griese. Carswell caught his fourth touchdown of the season at Dal. (11/22) on a 4-yard pass from Griese to eclipse his previous single-season record. He tied his career single-game best for receptions at K.C. (12/16) with six for 62 yards (10.3 avg.) that matched his effort at Detroit on Christmas Day in 1999.

2000: Carswell started all 16 regular-season games at tight end and set career highs in every receiving category by ranking third on the team with 49 receptions for 495 yards (10.1 avg.) with three touchdowns, including a 43-yard score. He eclipsed his previous career highs for receptions and yards (24 catches for 201 yards in 1999) by Week 8 and his standard for touchdowns by Game 13. Carswell, who assumed the starting tight end position after Shannon Sharpe went down at Oak. (10/10) with a broken clavicle, shared playing time with Byron Chamberlain late in the season. He started at tight end in the AFC Wild Card Game at Bal. (12/31) and caught two passes for eight yards (4.0 avg.). Carswell posted a season-high five receptions vs. Atl. (9/10) for a then career-high 54 yards (10.8 avg.). He recorded a 14-yard touchdown reception from Brian Griese at S.D. (10/8) in a three-catch, 29-yard game (9.7 avg.). Carswell's 35-yard reception at Cin. (10/22) was the longest of his career at the time, en route to a career-high 68 yards on four receptions. He tied his season high again with five receptions for 50 yards (10.0 avg.) vs. Oak. (11/13). He recorded a 5-yard touchdown reception from Gus Frerotte vs. S.D. (11/19) and posted his career-best third touchdown of the season at N.O. (12/3) on the longest reception of his career, a 43-yarder from Frerotte.

1999: Carswell, who played all 16 games and started the last 11, caught 24 passes for 201 yards (8.4 avg.) with two touchdowns while also appearing on special teams. He twice caught three passes for 31 yards (at N.E. 10/24 and vs. Min. 10/31), and caught three for 22 at Jac. (12/13). His first touchdown of the season came on a 9-yard reception from Brian Griese in the fourth quarter vs. Sea. (12/19). Carswell set a career high with six grabs at Det. (12/25), for 35 yards and scored his second touchdown of the season on a 9-yard pass from Griese in the fourth quarter.

1998: Carswell played all 16 games (1 start) as the backup tight end and caught four passes for 51 yards (12.8 avg.). He also played on special teams, where he made 10 tackles and forced a fumble (at K.C. 11/16). Carswell saw action as the second tight end and on special teams in all three postseason games and caught one pass for 7 yards and mad a special-teams tackle. The pass reception came in the AFC Championship Game vs. NYJ (1/17) while the special-teams stop came in the AFC Divisional Playoff Game vs. Mia. (1/9). His lone start of the regular season came at Sea. (10/11) as the Broncos opened in a two-tight end alignment.

1997: Carswell contributed as a reserve tight end and on special teams in all 16 games and made three starts as Denver opened the game in a two-tight end set at Buf. (10/26), at K.C. (11/16) and at Oak. (11/24). He totaled 12 receptions for 96 yards (8.0 avg.) and scored his first career touchdown on a 24-yard reception from John Elway vs. Stl. (9/14). Against the Rams, Carswell tied his career high for receptions (4) and set a career high for receiving yards (47). He also injured tissue on the top of his left foot during the game and was held out of practice the following week but did not miss a game. Carswell made 12 special-teams tackles on the season and also recovered a fumble on a kickoff at Buf. (10/26). He was named the Broncos' special-teams captain at mid-season, joining offensive captains John Elway and Terrell Davis and defensive captains Steve Atwater and Bill Romanowski. In the postseason, Carswell saw action at tight end in all four games and caught two passes for

30 yards with a long of 26 while also contributing one tackle on special teams. In Denver's 31-24 victory in Super Bowl XXXII vs. G.B. (1/25), Carswell caught one pass for four yards and also contributed on special teams. His other postseason grab, a 26-yarder, came in Denver's 14-10 AFC Divisional Playoff win at K.C. (1/4).

1996: Carswell saw action in all 16 regular-season games and started one at tight end in place of Shannon Sharpe (at S.D. 12/22). Most of his action during the regular season came on special teams and as the backup tight end on offense, and he finished the year with 15 receptions for 85 yards (5.7 avg.) with five special-teams tackles. In Denver's AFC Divisional Playoff Game vs. Jac. (1/4), Carswell saw action as the backup tight end and caught two passes for 18 yards with a long of 10, and he played on special teams in his first career postseason game. He saw plenty of action at tight end in Denver's season opener vs. NYJ (9/1) as Sharpe was nursing a slightly sprained ankle. Carswell started as the second tight end for Denver vs. S.D. (10/6) as the Broncos opened the game in a two-tight end set. He caught a 3-yard pass and made one special-teams tackle against the Chargers. He caught a career-high four passes for 16 yards vs. Oak. (12/15) in the Broncos' 24-19 victory and later started at tight end in place of Sharpe (ankle) at S.D. (12/22) in Denver's regular-season finale, catching three passes for 24 yards (8.0 avg.) against the Chargers.

1995: Carswell was inactive for seven of the Broncos' first 13 games before making his first career start vs. Sea. (12/10). He finished the year with three catches for 37 yards and two special-teams stops. Inactive for the first four games of the season, his first action of the year came at Sea. (10/1) when he played on special teams. He made his first appearance on offense vs. Ari. (11/5). Carswell's first career start came vs. Sea. (12/10) when he replaced the injured Shannon Sharpe (eye) and Jerry Evans (knee) as a starter. He caught his first career pass against the Seahawks with a 5-yard grab from John Elway in the second quarter. He replaced Sharpe and Evans in the starting lineup for the second consecutive game at K.C. (12/17) and caught two passes for 32 yards, including a then career-best 23-yarder.

1994: Carswell spent the first 11 weeks of the season on the practice squad before being moved to the active roster during the week of Denver's game vs. Cin. (11/27). He played on special teams during that game and then saw his first duty at tight end the following week at K.C. (12/4). Carswell again saw action in the following two games, recovering a fumble at Oak. (12/11), but was inactive in the season finale against New Orleans (12/24).

COLLEGE: Carswell finished his career at Liberty University (Lynchburg, Va.) with 65 receptions for 511 yards (7.9 avg.) with two touchdowns while posting senior-year totals of 32 receptions for 259 yards (7.9 avg.) in 1993. He also played in the Flames' offensive backfield for two seasons, finishing 1991 with 435 yards rushing and five touchdowns. Carswell was coached at Liberty by former Cleveland Browns' head coach Sam Rutigliano.

PERSONAL: Carswell, a native of Jacksonville, Fla., earned all-state honors as a junior and senior in high school, attending Temple High School and University Christian High School. He was named second-team all-state as a sophomore at Temple and also earned all-conference, all-district and all-county honors during his high school career as a safety, running back and wide receiver. Carswell was named in 1999 to the Top 100 Athletes of Jacksonville list. Carswell often is referred to as "House" by his teammates, a nickname he was first called as a rookie because he joked he was "big as a house" when he entered the NFL. He and his wife, Tamara, reside in Aurora, Colo., with their daughters, Ashley and Aaron.

CARSWELL'S REGULAR SEASON RECORD

| Year | Club | RECEIVING | | | | | | SCORING | | | | | |
|---------------|--------|-----------|----|-----|-------|------|-----|---------|----|-----|-----|------|------|
| | | G | S | No. | Yds. | Avg. | LG | TD | TD | TDr | TDp | TDrt | 2pt. |
| 1994 | Denver | 4 | 0 | 0 | 0 | 0.0 | 0 | 0 | 0 | 0 | 0 | 0 | 0 |
| 1995 | Denver | 9 | 2 | 3 | 37 | 12.3 | 23 | 0 | 0 | 0 | 0 | 0 | 0 |
| 1996 | Denver | 16 | 2 | 15 | 85 | 5.7 | 11 | 0 | 0 | 0 | 0 | 0 | 0 |
| 1997 | Denver | 16 | 3 | 12 | 96 | 8.0 | 24t | 1 | 1 | 0 | 1 | 0 | 0 |
| 1998 | Denver | 16 | 1 | 4 | 51 | 12.8 | 15 | 0 | 0 | 0 | 0 | 0 | 0 |
| 1999 | Denver | 16 | 11 | 24 | 201 | 8.4 | 20 | 2 | 2 | 0 | 2 | 0 | 0 |
| 2000 | Denver | 16 | 16 | 49 | 495 | 10.1 | 43t | 3 | 3 | 0 | 3 | 0 | 0 |
| 2001 | Denver | 16 | 16 | 34 | 299 | 8.8 | 25 | 4 | 4 | 0 | 4 | 0 | 1 |
| 2002 | Denver | 16 | 7 | 21 | 189 | 9.0 | 19 | 1 | 1 | 0 | 1 | 0 | 0 |
| 2003 | Denver | 16 | 10 | 6 | 53 | 8.8 | 19 | 1 | 1 | 0 | 1 | 0 | 0 |
| 2004 | Denver | 15 | 14 | 22 | 198 | 9.0 | 20 | 1 | 1 | 0 | 1 | 0 | 0 |
| 2005 | Denver | 7 | 0 | 2 | 3 | 1.5 | 2t | 2 | 2 | 0 | 2 | 0 | 0 |
| CAREER TOTALS | | 163 | 82 | 192 | 1,707 | 8.9 | 43t | 15 | 15 | 0 | 15 | 0 | 1 |

ADDITIONAL STATISTICS: Special teams tackles — 1994 (0), 1995 (2), 1996 (5), 1997 (12), 1998 (10), 2003 (2), TOTAL (31). Miscellaneous tackles — 2000 (2), 2001 (1), 2002 (1), TOTAL (4). Special teams fumbles — 1997 (1FR), 1998 (1FF), 2001 (1FR), 2003 (1FR), 2004 (1FR), TOTAL (4FR, 1FF). Kick returns — 1994 (1 for 0 yds.), 2000 (1 for 0 yds.), 2002 (2 for 14 yds., 14-yd. long), 2005 (1 for 0 yds.), TOTAL (5 kick returns for 14 yds., 2.8 avg., 14-yd. long). Scored on a two-point conversion reception, 2001.

DID YOU KNOW?

In 2005, the Broncos joined Super Bowl XL participants Pittsburgh and Seattle as the only three teams in the NFL to rank among the league's top-5 in both rushing offense (No. 2 - 158.7 ypg.) and rushing defense (No. 2 - 85.2 ypg.).

CARSWELL'S POSTSEASON RECORD


| Year | Club | RECEIVING | | | | | | SCORING | | | | | |
|----------------------|--------|-----------|----------|-----------|-----------|------------|-----------|----------|----------|----------|----------|----------|----------|
| | | G | S | No. | Yds. | Avg. | LG | TD | TD | TD | TD | 2pt. | Pts. |
| 1996 | Denver | 1 | 0 | 2 | 18 | 9.0 | 10 | 0 | 0 | 0 | 0 | 0 | 0 |
| 1997 | Denver | 4 | 0 | 2 | 30 | 15.0 | 26 | 0 | 0 | 0 | 0 | 0 | 0 |
| 1998 | Denver | 3 | 0 | 1 | 7 | 7.0 | 7 | 0 | 0 | 0 | 0 | 0 | 0 |
| 2000 | Denver | 1 | 1 | 2 | 8 | 4.0 | 6 | 0 | 0 | 0 | 0 | 0 | 0 |
| 2003 | Denver | 1 | 0 | 2 | 12 | 6.0 | 7 | 0 | 0 | 0 | 0 | 0 | 0 |
| 2004 | Denver | 1 | 1 | 1 | 15 | 15.0 | 15 | 0 | 0 | 0 | 0 | 0 | 0 |
| CAREER TOTALS | | 11 | 2 | 10 | 90 | 9.0 | 26 | 0 | 0 | 0 | 0 | 0 | 0 |

ADDITIONAL STATISTICS: Special teams tackles — 1997 (1), 1998 (1), TOTAL (2). Miscellaneous tackles — 2000 (1), TOTAL (1). Special teams fumbles — 1997 (1FR), TOTAL (1FR).

CARSWELL'S SINGLE-GAME HIGHS


(Postseason in parentheses)

Receptions — 6, twice, last at Kansas City, 12/16/01 (2, three times, last at Indianapolis, 1/4/04). **Receiving yards** — 68 at Cincinnati, 10/22/00 (26 at Kansas City, 1/4/98). **Longest reception** — 43t at New Orleans, 12/3/00 (26 at Kansas City, 1/4/98). **Receiving touchdowns** — 2 at Jacksonville, 10/2/05 (none).



PATRICK CHUKWURAH
6-1 • 250 • 6TH YR. • WYOMING
BORN: March 1, 1979, in Nigeria
HIGH SCHOOL: MacArthur High School, Irving, Texas
ACQUIRED: Free Agent, 2003
NFL YEAR: 6th • **YEAR WITH BRONCOS:** 4th
NFL GAMES PLAYED/STARTED: 55/5 • **POSTSEASON:** 3/0

54



LINEBACKER

CHUKWURAH AT A GLANCE:

- A sixth-year linebacker whose speed has been utilized at defensive end in pass-rush situations with the Broncos (2004-05) and Vikings (2001-02).
- Contributed on special teams in 2005 with seven tackles on Broncos coverage units.
- Played mostly at defensive end in 2004, making four tackles (3 solo) and one sack (12 yds.).
- Started the Vikings' season opener as a rookie in 2001 (vs. Carolina, 9/9), becoming the first Minnesota rookie linebacker to start the season opener since 1962 (Roy Winston).
- Turned in a strong rookie season for Minnesota during the 2001 season, starting three games (two at strongside linebacker and one at left defensive end) to record 2.5 sacks (25 yds.) and nine tackles (6 solo).
- Registered double-digit tackle totals on special teams in his first two NFL seasons (2001 - 10, 2002 - 12) while adding five stops on coverage units in 2004.
- Named first-team All-Mountain West Conference as a senior at the University of Wyoming.
- Joined the Broncos as a free agent Dec. 24, 2003.
- Selected by Minnesota in the fifth round (157th overall) of the 2001 NFL Draft.

CAREER TRANSACTIONS: Signed by Minnesota as a draft choice 7/24/01; Waived by Minnesota 2/27/03; Claimed off waivers by Houston 2/28/03; Waived by Houston 8/31/03; Signed by Denver 12/24/03; Waived by Denver 12/26/03; Signed by Denver (future contract) 1/13/04.



2005: Chukwurah played 14 regular-season games (0 starts) for Denver, contributing two tackles (1 solo) on defense and seven stops on special teams. Chukwurah, who appeared in both postseason contests, was a regular on a special teams unit that had a four-yard starting position advantage over its opponents (31.8-yd. line vs. 27.9-yd. line). The Broncos also tied Jacksonville for the NFL's lead in limiting opponents to just 10 drives started past the 50-yard line. Chukwurah contributed a stop on special teams in an AFC Divisional Playoff Game vs. N.E. (1/14) and played in the AFC Championship Game vs. Pit. (1/22). In the season opener at Mia. (9/11), Chukwurah contributed an assisted tackle on defense. He was declared inactive at Jac. (10/2) with injuries to his thigh and ankle. Chukwurah returned to the lineup the following week vs. Was. (10/9) and made one tackle on special teams. After seeing time on special teams at NYG (10/23), he was declared inactive vs. Phi. (10/30). He returned to the lineup and recorded a tackle on defense at Oak. (11/13). He assisted on a special-teams tackle in each of the next two games—vs. NYJ (11/20) and on Thanksgiving Day at Dal. (11/24).

He saw action on special teams and downed a punt vs. Bal. (12/11) at the Ravens' 7-yard line. Chukwurah added one tackle on special teams at Buf. (12/17). In the Broncos' final two regular-season games (vs. Oak. 12/24 and at S.D. 12/31), Chukwurah saw action on defense and special teams.

2004: Chukwurah saw most of his action on defense as an end during passing situations, playing 14 regular-season games (0 starts) and totaling four tackles (3 solo), one sack (12 yds.), one forced fumble and one pass breakup. He also made five tackles on special teams to tie for ninth on the Broncos. He appeared in his first career playoff game in Denver's AFC Wild Card Game at Ind. (1/9). After missing the season opener vs. K.C. (9/12) because of a lower-back injury, Chukwurah played in Denver's next two games (at Jac. 9/19 and vs. S.D. 9/26) on special teams and appeared for a few plays at defensive end. Inactive at Oak. (10/17) with a quadriceps injury, he returned to the field for Denver's next two games, including a *Monday Night Football* contest at Cin. (10/25). He made his first tackle of the season on special teams as well as defensively vs. Hou. (11/7) while also playing at defensive end. Along with forcing a fumble, Chukwurah registered his only sack of the season (12 yds.) at N.O. (11/21) of Aaron Brooks as part of a two-tackle game (1 solo). His pressure on Brooks on a fourth-quarter pass resulted in a Reggie Hayward interception that was returned 76 yards to the Saints' 5-yard line. He tallied a tackle on defense as an end as well as on special teams vs. Mia. (12/12).

2003: Chukwurah signed with the Broncos on Dec. 24 after he was waived in the final cutdown of training camp by Houston. However, he spent only two days on Denver's 53-man roster before being waived Dec. 26. He re-signed with the Broncos at the conclusion of the 2003 season (1/13/04).

2002: Chukwurah played 11 games for Minnesota, starting two at strongside linebacker. He posted a career-high 14 tackles and a career-best 12 special teams stops on the year. After starting the season opener at Chi. (9/8) and collecting four tackles, he piled up a career-high seven tackles in a start vs. Det. (10/13) while adding three special-teams stops.

2001: Selected by Minnesota in the fifth round (157th overall) of the 2001 NFL Draft, Chukwurah appeared in all 16 games as a rookie, starting two at strongside linebacker and one at left defensive end. He collected nine tackles (6 solo), two forced fumbles, 2.5 sacks (25 yds.) and one pass defended. Chukwurah made his NFL debut vs. Car. (9/9)—becoming the first Vikings rookie linebacker to start since 1997 (Dwayne Rudd) and the first Vikings rookie linebacker to start the season opener since 1962 (Roy Winston)—and totaled four tackles against the Panthers. He started at left defensive end in a *Monday Night Football* win vs. NYG (11/19), dropping Giants quarterback Kerry Collins for 14 yards and his first career sack. He also forced his first career fumble against the Giants before forcing another fumble vs. Ten. (12/9). Chukwurah posted a career-high 1.5 sacks at Det. (12/16) and added two tackles.

COLLEGE: Chukwurah was a three-year starter at the University of Wyoming, where he recorded 245 tackles with 27 sacks and 47 tackles-for-loss in 45 career games. He earned first-team All-Mountain West Conference honors as a senior, posting 100 tackles and seven sacks along with a conference-best 19 tackles-for-loss. Chukwurah was elected defensive team captain as a senior and ended his Wyoming career ranked 11th in career tackles. As a junior, he was a second-team all-conference selection who earned team defensive MVP honors.

PERSONAL: Chukwurah earned honorable-mention all-state honors as a defensive end/outside linebacker as a senior at MacArthur High School in Irving, Texas, and also was named first-team all-district. He participated in A.C.E.S. (Athletes Committed to Educating Students) and the Twin Cities' LISC/NFL Grassroots Program while with the Vikings. Patrick Chukwurah was born March 1, 1979, in Nigeria.

CHUKWURAH'S REGULAR SEASON RECORD

| Year | Club | G | S | UT | A | TT | S-Yds. | I-Yds. | PD | FF | FR | TD-Int. | TD-FR | S | Pts. |
|-----------------------|-----------|-----------|----------|-----------|-----------|-----------|---------------|------------|----------|----------|----------|----------|----------|----------|----------|
| 2001 | Minnesota | 16 | 3 | 6 | 3 | 9 | 2.5-25 | 0-0 | 1 | 2 | 0 | 0 | 0 | 0 | 0 |
| 2002 | Minnesota | 11 | 2 | 6 | 8 | 14 | 0-0 | 0-0 | 0 | 0 | 0 | 0 | 0 | 0 | 0 |
| 2003 | Denver | 0 | 0 | 0 | 0 | 0 | 0-0 | 0-0 | 0 | 0 | 0 | 0 | 0 | 0 | 0 |
| 2004 | Denver | 14 | 0 | 3 | 1 | 4 | 1-12 | 0-0 | 1 | 1 | 0 | 0 | 0 | 0 | 0 |
| 2005 | Denver | 14 | 0 | 1 | 1 | 2 | 0-0 | 0-0 | 0 | 0 | 0 | 0 | 0 | 0 | 0 |
| CAREER TOTALS | | 55 | 5 | 16 | 13 | 29 | 3.5-37 | 0-0 | 2 | 3 | 0 | 0 | 0 | 0 | 0 |
| BRONCOS TOTALS | | 28 | 0 | 4 | 2 | 6 | 1-12 | 0-0 | 1 | 1 | 0 | 0 | 0 | 0 | 0 |

ADDITIONAL STATISTICS: Special teams tackles — 2001 (10), 2002 (12), 2004 (5), 2005 (7), TOTAL (34).

CHUKWURAH'S POSTSEASON RECORD

| Year | Club | G | S | UT | A | TT | S-Yds. | I-Yds. | PD | FF | FR | TD-Int. | TD-FR | S | Pts. |
|-----------------------|--------|----------|----------|----------|----------|----------|------------|------------|----------|----------|----------|----------|----------|----------|----------|
| 2004 | Denver | 1 | 0 | 0 | 0 | 0 | 0-0 | 0-0 | 0 | 0 | 0 | 0 | 0 | 0 | 0 |
| 2005 | Denver | 2 | 0 | 0 | 0 | 0 | 0-0 | 0-0 | 0 | 0 | 0 | 0 | 0 | 0 | 0 |
| CAREER TOTALS | | 3 | 0 | 0 | 0 | 0 | 0-0 | 0-0 | 0 | 0 | 0 | 0 | 0 | 0 | 0 |
| BRONCOS TOTALS | | 3 | 0 | 0 | 0 | 0 | 0-0 | 0-0 | 0 | 0 | 0 | 0 | 0 | 0 | 0 |

ADDITIONAL STATISTICS: Special teams tackles — 2005 (1), TOTAL (1).

CHUKWURAH'S SINGLE-GAME HIGHS

(Postseason in parentheses)

Sacks — 1.5 at Detroit, 12/16/01 (none). **Sack yards** — 14 vs. N.Y. Giants, 11/19/01 (none). **Interceptions** — None (none). **Interception return yards** — None (none).



CEDRIC COBBS

6-0 • 227 • 2ND YR. • ARKANSAS

BORN: Jan. 9, 1981, in Little Rock, Ark.

HIGH SCHOOL: Fair High School, Little Rock, Ark.

ACQUIRED: Free Agent, 2005

NFL YEAR: 2nd • YEAR WITH BRONCOS: 1st

NFL GAMES PLAYED/STARTED: 4/0 • POSTSEASON: 0/0

34

RUNNING BACK

COBBS AT A GLANCE:

- A second-year running back who spent the entire 2005 regular season on Denver's practice squad after competing in the Patriots' training camp that year.
- Played four games with the Patriots as a rookie in 2004 and was inactive for all three New England playoff contests, including its Super Bowl XXXIX victory against Philadelphia.
- Owns 50 career rushing yards on 22 carries (2.3 avg.) along with two special-teams tackles.
- Earned first-team All-Southeastern Conference honors and was an honorable mention All-American (*The NFL Draft Report*) as a senior at the University of Arkansas.
- Finished his collegiate career at Arkansas ranked third all-time in rushing yards (3,027 yds.).
- Selected by New England in the fourth round (128th overall) of the 2004 NFL Draft.

CAREER TRANSACTIONS: Signed by New England as a draft choice 7/30/04; Placed on reserve/physically unable to perform list 9/5/04; Activated from reserve/physically unable to perform list 10/30/04; Released by New England 8/29/05; Signed by Denver (practice squad) 9/4/05.



2005: Cobbs competed in training camp with New England until he was released on Aug. 29. He was signed to Denver's practice squad on Sept. 4 and spent the rest of the season on that unit.

2004: Selected by New England in the fourth round (128th overall) of the 2004 NFL Draft, Cobbs played four regular-season games with the Patriots as a rookie and was inactive for their three playoff contests, including Super Bowl XXXIX (a 24-21 win vs. Philadelphia). He began the year on the reserve/physically unable to perform list before he was activated on Oct. 30. Cobbs made his NFL debut as a reserve the next day at Pit. (10/31) when he registered one carry for one yard. He was inactive for the next four games before seeing increased playing time at Cle. (12/5), where he recorded season highs with 16 carries for 29 yards. He played the following week vs. Cin. (12/12) but did not have a carry. Cobbs was a reserve running back in addition to his special teams duties vs. S.F. (1/2) and gained 20 yards on five carries, including a season-long 13-yard run. Cobbs also tied for the team high with two-special teams stops against the 49ers.

COLLEGE: Cobbs amassed 3,027 yards and 26 touchdowns on 589 carries (5.1 avg.) in 46 career games at the University of Arkansas. He finished his career at the school ranked third all-time in rushing yards, surpassed only by Dickey Morton (3,317, 1971-73) and Ben Cowins (3,570, 1975-78). His 26 touchdowns were fourth in school history behind Cowins (30), James Rouse (38, 1985-89) and Bill Burnett (46, 1968-70). Cobbs added 138 yards and a touchdown on 26 catches (5.3 avg.). He also contributed 501 yards and a touchdown on 21 kickoff returns. As a senior, Cobbs was selected to the All-SEC first-team and received All-American honorable mention accolades from *The NFL Draft Report*. As a junior, he played 11 games (4 starts) and gained 399 yards and two touchdowns on 74 carries (5.4 avg.). As a sophomore, he totaled 340 yards on 102 carries with seven touchdowns. He was given a medical redshirt during his sophomore year after appearing in the first three games of the season. As a freshman, he earned All-SEC Freshman Team honors from the conference's coaches and the *Knoxville News-Sentinel* after he set the school's freshman rushing record by gaining 668 yards on 116 carries (5.8 avg.) with three touchdowns. He placed second all-time among the school's freshmen in yardage, compiling 1,056 all-purpose yards, 13 yards short of Gary Anderson's record of 1,069 all-purpose yards in 1979.

PERSONAL: Cobbs helped Fair High School in Little Rock, Ark., win the state title as a senior when he gained 2,043 yards and 15 touchdowns on 157 carries (13.0 avg.). He also shined as a linebacker on defense. He was named to the All-American squads by *Street and Smith's*, *SuperPrep* and *USA Today* as well as by several other publications as a senior. Cobbs won the state 400-meter title and ran the 110-meter hurdles in 13.8 seconds. He was a member of the SEC's 2000 Academic Honor Roll in 2000. He also was featured in *ESPN The Magazine's* December 1999 issue as one of the rising stars of the new millennium. He is sponsoring a non-profit football camp for Pop Warner and high school athletes called A Blessed Camp (ABC Camp). Cobbs was a drama major in Arkansas' Fulbright College of the Arts. Cedric Cobbs was born on Jan. 9, 1981, in Little Rock, Ark.

COBBS' REGULAR SEASON RECORD

| Year | Club | G | S | No. | RUSHING | | | | No. | RECEIVING | | | | SCORING | | | | | |
|----------------|-------------|---|---|-----|----------------|------|----|----|-----|-----------|------|----|----|---------|-----|-----|------|-----|------|
| | | | | | Yds. | Avg. | LG | TD | | Yds. | Avg. | LG | TD | TD | TDr | TDp | TDrt | 2pt | Pts. |
| 2004 | New England | 4 | 0 | 22 | 50 | 2.3 | 13 | 0 | 0 | 0.0 | — | 0 | 0 | 0 | 0 | 0 | 0 | | |
| 2005 | Denver | | | | PRACTICE SQUAD | | | | | | | | | | | | | | |
| CAREER TOTALS | | 4 | 0 | 22 | 50 | 2.3 | 13 | 0 | 0 | 0.0 | — | 0 | 0 | 0 | 0 | 0 | 0 | | |
| BRONCOS TOTALS | | 0 | 0 | 0 | 0 | 0.0 | — | 0 | 0 | 0.0 | — | 0 | 0 | 0 | 0 | 0 | 0 | | |

ADDITIONAL STATISTICS: Special teams tackles — 2004 (2), TOTAL (2).

COBBS' POSTSEASON RECORD

| | | RUSHING | | | | | | | | RECEIVING | | | | | SCORING | | | | |
|---------------|-------------|---------|---|-----|------|------|----|----|-----|-----------|------|----|----|----|---------|-----|------|-----|------|
| Year | Club | G | S | No. | Yds. | Avg. | LG | TD | No. | Yds. | Avg. | LG | TD | TD | TDr | TDp | TDrt | 2pt | Pts. |
| 2004 | New England | 0 | 0 | 0 | 0 | 0.0 | — | 0 | 0 | 0 | 0.0 | — | 0 | 0 | 0 | 0 | 0 | 0 | 0 |
| CAREER TOTALS | | 0 | 0 | 0 | 0 | 0.0 | — | 0 | 0 | 0 | 0.0 | — | 0 | 0 | 0 | 0 | 0 | 0 | 0 |

COBBS' SINGLE-GAME HIGHS

(Postseason in parentheses)

Rushes — 16 at Cleveland, 12/5/04 (none). **Rushing yards** — 29 at Cleveland, 12/5/04 (none). **Longest rush** — 13 vs. San Francisco, 1/2/05 (none). **Rushing touchdowns** — None (none). **Receptions** — None (none). **Receiving yards** — None (none). **Longest reception** — None (none). **Receiving touchdowns** — None (none).



JAVAR COLLINS

6-6 • 297 • 5TH YR. • NORTHWESTERN

BORN: April 13, 1978, in St. Paul, Minn.

HIGH SCHOOL: St. Thomas Academy, Mendota Heights, Minn.

ACQUIRED: Free Agent, 2006

NFL YEAR: 5th • YEAR WITH BRONCOS: 1st

NFL GAMES PLAYED/STARTED: 11/4

70

TACKLE

COLLINS AT A GLANCE:

- A fifth-year tackle who joined the Broncos as a future-contract signee on Jan. 3, 2006, after spending the 2005 season out of the NFL.
- Totaled 11 games (4 starts) in three seasons with Dallas (2002-03) and Cleveland (2004), seeing all of his game action with the Cowboys and all four starts with the club in 2002.
- Gained experience playing with Frankfurt of NFL Europe in the spring of 2002.
- Switched to offensive line from defensive tackle due to injuries among the Cowboys' offensive linemen in 2001 but did not see any game action during the season.
- Started at defensive tackle during his senior season at Northwestern University and led its defensive linemen with 49 tackles, a career-high 11 tackles for losses and three sacks.
- Entered the NFL with Dallas as a college free agent on April 27, 2001.

CAREER TRANSACTIONS: Signed by Dallas as a college free agent 4/27/01; Traded to Carolina for a conditional draft pick 8/25/04; Waived by Carolina 9/4/04; Signed by Cleveland as a free agent 10/20/04; Waived by Cleveland 11/2/04; Signed by Cleveland 11/9/04; Released by Cleveland 8/29/05; Signed by Denver to a future contract 1/3/06.



2005: Collins competed in training camp with Cleveland before being released on Aug. 29. He spent the remainder of the season out of football. The Broncos signed him to a future contract on Jan. 3, 2006.

2004: Collins did not see any game action as he bounced from Dallas to Carolina to Cleveland during the season. He was in training camp with Dallas until he was traded to Carolina for a conditional draft pick on Aug. 25. He was waived by Carolina among their final roster cuts on Sept. 4. Cleveland signed Collins on Oct. 20 as a free agent. He was declared inactive vs. Phi. (10/24). He was waived by the Browns on Nov. 4 and re-signed by the club on Nov. 9. He was declared inactive for the Browns' remaining eight games.

2003: Collins appeared in two games (0 starts) for Dallas, primarily on special teams. He was declared inactive for the remaining 14 contests. He participated on special teams at NYG (9/15) and vs. Was. (11/2).

2002: Collins played nine games (4 starts) for the Cowboys, seeing most of his time at right tackle. In the season's second game vs. Ten. (9/15), Collins made his NFL debut. He stayed in the rotation the following week at Phi. (9/22) and saw considerable playing time due to Larry Allen's injury in the first quarter. Allen returned to the starting lineup vs. NYG (10/6) but could not finish the first quarter and was replaced by Collins, who limited Michael Strahan to four tackles and no sacks. He made his first NFL start (at right tackle) vs. Car.

(10/13) when he replaced Allen, who moved to left guard. Collins was the right tackle vs. Sea. (10/27) when Emmitt Smith became the NFL's all-time leading rusher. During the game against the Seahawks, Collins suffered a sprained medial collateral ligament in his right knee that forced him to miss six games. Collins returned to the starting lineup for the regular-season finale at Was. (12/29).

2001: Collins was one of only four rookies to make Dallas' roster but was inactive for all 16 games. In training camp, he worked at defensive tackle before moving to offensive tackle in the first week of the season. He worked on both sides of the ball until focusing on offensive line during the second half of the year. Collins gained experience in the spring of 2002 by playing for the Frankfurt Galaxy of NFL Europe.

COLLEGE: Collins competed as a defensive tackle at Northwestern University, leading the Wildcats' defensive line with 49 tackles, a career-high 11 tackles for losses and three sacks during his senior year. He compiled 38 tackles and paced the defensive linemen with four sacks as a junior. Collins played all 12 games (5 starts) as a sophomore and posted 36 tackles, three tackles for losses and one sack. During his redshirt freshman year, Collins saw action on special teams in eight games.

PERSONAL: Collins earned *Blue Chip Illustrated* All-America and *SuperPrep* All-Midwest honors as he accumulated 105 tackles, nine sacks and four forced fumbles as a senior at St. Thomas Academy in Mendota Heights, Minn. He earned all-state, all-metro and all-conference recognition in football and basketball. Collins won two letters in football and three in basketball. He earned a degree in communications from Northwestern. Javiar Lawrence Collins was born on April 13, 1978, in St. Paul, Minn.

COLLINS' REGULAR SEASON RECORD

| Year | Club | G | S |
|----------------------|-----------------|-----------|----------|
| 2001 | Dallas | 0 | 0 |
| 2002 | Dallas | 9 | 4 |
| 2003 | Dallas | 2 | 0 |
| 2004 | Cleveland | 0 | 0 |
| 2005 | OUT OF FOOTBALL | | |
| CAREER TOTALS | | 11 | 4 |



CUROME COX

6-1 • 204 • 2ND YR. • MARYLAND

BORN: Feb. 28, 1981, in Arlington, Va.

HIGH SCHOOL: Gonzaga College High School, Washington, D.C.

ACQUIRED: Free Agent, 2004

NFL YEAR: 2nd • **YEAR WITH BRONCOS:** 2nd

NFL GAMES PLAYED/STARTED: 13/1 • **POSTSEASON:** 2/0

40



SAFETY

COX AT A GLANCE:

- A second-year safety who contributed 11 tackles, one interception and five pass breakups for the Broncos in 2005 after beginning the year on Denver's practice squad.
- Returned his first NFL interception 48 yards in the Broncos' 2005 regular-season finale at San Diego (12/31/05) to set up a touchdown.
- Established himself as a reliable special-teams player in 2005, ranking fourth on the Broncos with nine tackles on coverage units.
- Competed in the Falcons' training camp as a rookie in 2004 but was waived by the team Sept. 5 of that year and was out of football until signing with Denver's practice squad on Dec. 1.
- Voted honorable mention All-Atlantic Coast Conference as a senior at the University of Maryland after finishing the year with 40 tackles and tying a career high with three interceptions.
- Joined the Broncos as a practice-squad signee on Dec. 1, 2004.
- Entered the NFL with Atlanta as a college free agent on April 30, 2004.

CAREER TRANSACTIONS: Signed by Atlanta as a college free agent 4/30/04; Waived by Atlanta 9/5/04; Signed by Denver (practice squad) 12/1/04; Signed by Denver to a future contract 1/10/05; Waived by Denver 9/3/05; Signed by Denver (practice squad) 9/5/05; Signed by Denver (active roster) 10/1/05; Waived by Denver 10/4/05; Signed by Denver (practice squad) 10/6/05; Signed by Denver (active roster) 10/8/05.

2005: Cox played 13 regular-season games (1 start) for Denver and contributed 11 tackles (9 solo), one interception (48 yds.) and five pass breakups. Cox, who also played both postseason contests, placed fourth on the team with nine special-teams tackles. Cox began the season on the Broncos' practice squad but was signed to the active roster on Oct. 1. In an AFC Divisional Playoff Game vs. N.E. (1/14), he downed a punt at the

Patriots' 4-yard line late in the first quarter. He made his NFL debut at Jac. (10/2), seeing action on defense and special teams. He recorded a pass defended and two special-teams tackles vs. N.E. (10/16). He made his first NFL start in a three-cornerback set vs. Phi. (10/30), defending a pass and making a special-teams tackle. Cox added two solo tackles on defense vs. NYJ (11/20). On Thanksgiving at Dal. (11/24), he downed a punt at the Cowboys' 3-yard line. He matched his season high with two special-teams tackles at K.C. (12/4). Cox saw extended playing time on defense vs. Bal. (12/11) and had two tackles and a pass defended. He set his season high with three solo tackles vs. Oak. (12/24). Cox recorded his first NFL interception at S.D. (12/31) to go with two tackles. He returned the fourth-quarter interception 48 yards to set up a Denver touchdown.

2004: Cox was signed by Atlanta as a college free agent on April 30. He competed in training camp with Atlanta but was waived in the final cutdown of the preseason. The Broncos signed him to their practice squad on Dec. 1, and he spent the rest of the season with that group.

COLLEGE: In 47 career games (45 starts) at the University of Maryland, Cox totaled 165 tackles (129 solo), 10 interceptions and two sacks. He was an honorable mention All-Atlantic Coast Conference selection as a senior after finishing the year with 40 tackles and tying a career high with three interceptions. As a junior, Cox returned two of his three interceptions for scores and added 11 pass breakups while setting career bests in tackles (58), tackles-for-losses (7) and sacks (2). He started 10 games in 2001 as well as the Orange Bowl against Florida, posting three interceptions on the year. Cox started 10 games as a redshirt freshman in 2000.

PERSONAL: At Gonzaga College High School in Washington, D.C., Cox was a first-team all-conference selection and a *USA Today* honorable mention All-America defensive back. Curome Cox was born Feb. 28, 1981, in Arlington, Va., and currently resides in Buford, Ga.

COX'S REGULAR SEASON RECORD

| Year | Club | G | S | UT | A | TT | S-Yds. | I-Yds. | PD | FF | FR | TD-Int. | TD-FR | S | Pts. |
|----------------------|--------|-----------|----------|----------|----------|-----------|----------------|-------------|----------|----------|----------|----------|----------|----------|----------|
| 2004 | Denver | | | | | | PRACTICE SQUAD | | | | | | | | |
| 2005 | Denver | 13 | 1 | 9 | 2 | 11 | 0-0 | 1-48 | 5 | 0 | 0 | 0 | 0 | 0 | 0 |
| CAREER TOTALS | | 13 | 1 | 9 | 2 | 11 | 0-0 | 1-48 | 5 | 0 | 0 | 0 | 0 | 0 | 0 |

ADDITIONAL STATISTICS: Special teams tackles — 2005 (9), TOTAL (9).

COX'S POSTSEASON RECORD

| Year | Club | G | S | UT | A | TT | S-Yds. | I-Yds. | PD | FF | FR | TD-Int. | TD-FR | S | Pts. |
|----------------------|--------|----------|----------|----------|----------|----------|----------------|------------|----------|----------|----------|----------|----------|----------|----------|
| 2004 | Denver | | | | | | PRACTICE SQUAD | | | | | | | | |
| 2005 | Denver | 2 | 0 | 0 | 0 | 0 | 0-0 | 0-0 | 0 | 0 | 0 | 0 | 0 | 0 | 0 |
| CAREER TOTALS | | 2 | 0 | 0 | 0 | 0 | 0-0 | 0-0 | 0 | 0 | 0 | 0 | 0 | 0 | 0 |

COX'S SINGLE-GAME HIGHS

(Postseason in parentheses)

Sacks — None (none). **Sack yards** — None (none). **Interceptions** — 1 at San Diego, 12/31/05 (none). **Interception return yards** — 48 at San Diego, 12/31/05 (none).



RON DAYNE

5-10 • 245 • 7TH YR. • WISCONSIN

BORN: March 14, 1978, in Berlin, N.J.

HIGH SCHOOL: Overbrook High School, Berlin, N.J.

ACQUIRED: Unrestricted Free Agent (N.Y. Giants), 2005

NFL YEAR: 7th • **YEAR WITH BRONCOS:** 2nd

NFL GAMES PLAYED/STARTED: 72/14 • **POSTSEASON:** 6/1

33



RUNNING BACK

DAYNE AT A GLANCE:

- A seventh-year running back who enters his second season with the Broncos after playing his first five professional seasons with the New York Giants.
- Gained 270 yards on 53 carries (5.1 avg.) as a valuable backup for Denver in 2005 whose 55-yard run in overtime at Dallas on Thanksgiving Day set up a game-winning field goal.
- Named the winner of the 1999 Heisman Trophy after a stellar career at the University of Wisconsin and is only the second Heisman Trophy winner (RB Tony Dorsett, 1988-89, University of Pittsburgh) to ever play for the Broncos.
- Led the Giants' position players with 44 points in 2001 (career-best 7 TDs, one 2-pt. conv.).
- Gained 770 rushing yards in 2000 for the second-highest total by a Giants rookie in team history and the third-best mark among NFL rookies that year.

DAYNE, cont.:

- Posted 1,888 yards from 2000-02, a total higher than seven of the top 10 rushers in Giants history had in their first three seasons with the team, but was inactive for all 16 games in 2003.
- Established an NCAA Division I-A regular-season career rushing record with 6,397 yards at Wisconsin.
- Joined the Broncos as an unrestricted free agent April 4, 2005.
- Selected by the Giants in the first round (11th overall) of the 2000 NFL Draft.

CAREER TRANSACTIONS: Signed by the N.Y. Giants as a draft choice 7/21/00; Signed by Denver as an unrestricted free agent 4/4/05.



2005: In his first season with the Broncos, Dayne was the team's third-leading rusher with 270 yards on 53 carries (5.1 avg.) in 10 regular-season games (0 starts). He helped Denver to its second-highest rushing output (2,539) in franchise history and rank No. 2 in the NFL for the year (158.7 ypg.). Dayne played a major role in two Denver wins with his 55-yard run in overtime at Dal. (11/24) on Thanksgiving Day setting up a game-winning field goal and his 10-yard run on fourth-down vs. S.D. (9/18) putting the club in place for a Jason Elam game-winning kick. Dayne also saw time in both Denver postseason contests. After he was inactive for the regular-season opener at Mia. (9/11), Dayne made his Broncos debut in their home opener vs. S.D. (9/18). Seeing time in place of a banged-up Mike Anderson against the Chargers, Dayne contributed eight carries for 44 yards (5.5 avg.), including a 10-yard run on fourth-and-1 to move Denver in position for Elam's game-winning 41-yard field goal as time expired. Dayne accounted for six carries for 38 yards against the Chargers on the game's final drive. With Anderson healthy, Dayne returned to a reserve role and carried three times for six yards on *Monday Night Football* vs. K.C. (9/26). Dayne either did not see action, was declared inactive or was limited to special teams duty for the following six weeks. He returned to the offensive lineup on Thanksgiving at Dal. (11/24) due to Tatum Bell's chest injury. He capitalized on the opportunity by rushing for a season-high 98 yards and a touchdown (16 yds.) on seven carries (14.0 avg.). Dayne moved the team into position for the game-winning field goal with a 55-yard run on the second play from scrimmage in overtime. He also added his first two catches of the season against the Cowboys. He followed that performance with an eight-carry, 26-yard outing at K.C. (12/4). In the regular-season finale at S.D. (12/31), he gained 64 yards on a season-high 13 carries.

2004: Dayne played 14 games (2 starts) for the New York Giants and gained 179 yards on 52 carries (3.4 avg.) with one touchdown (at Phi. 9/12) while recording a 7-yard reception and the first special-teams tackle of his career (at Was. 12/5). He also returned a kick, the first return of his career, for 11 yards at Ari. (11/14). In the season opener at Phi. (9/12), Dayne started and saw his first action after spending all 16 games of the 2003 season as an inactive, gaining 45 yards on 13 carries (3.5 avg.) with one touchdown. His 3-yard touchdown in the first quarter was his first regular-season touchdown since Dec. 15, 2002, when he scored two touchdowns in a win against Dallas. He gained 12 yards on nine carries (1.3 avg.) vs. Was. (9/19) and was inactive vs. Cle. (9/26) with a calf injury. At G.B. (10/3), he returned to action in a start and recorded nine carries for 26 yards (2.9 avg.). Inactive at Min. (10/31), Dayne returned to action vs. Chi. (11/7) and played primarily on special teams. At Ari. (11/14), Dayne returned the first kick of his career for 11 yards. He gained 24 yards on three attempts (8.0 avg.) vs. Phi. (11/28). Dayne caught his only pass of the year for a 7-yard gain at Was. (12/5) and made the first special-teams tackle of his career. He played sparingly in New York's final four contests with his best output coming at Cin. (12/26) with a 33-yard, six-carry effort (5.5 avg.).

2003: Dayne was inactive for all 16 games with the New York Giants.

2002: Dayne played all 16 games (1 start - at Stl. 9/15) for the Giants, ranking second on the team and 25th in the NFC with 428 yards rushing on 125 carries (3.4 avg.) with three touchdowns. Combined with his rushing totals from his first two NFL seasons, Dayne posted 1,888 rushing yards from 2000-02, a total higher than seven of the top 10 rushers in Giants history had in their first three seasons with the team. Among those 10 running backs, only Rodney Hampton (2,655), Ron Johnson (2,422) and Eddie Price (2,365) had more yards in their first three seasons with the Giants. Dayne also caught 11 passes for 49 yards (4.5 avg.). After playing briefly vs. S.F. (9/5), Dayne started at Stl. (9/15) and gained 18 yards on 11 carries (1.6 avg.). Dayne's game vs. Atl. (10/13) was highlighted by an 18-yard run in a nine-carry, 43-yard (4.8 avg.) outing against the Falcons. Dayne recorded his first touchdown of the season on a 30-yard scamper in the second quarter at Min. (11/10) and finished with 40 yards on six carries (6.7 avg.). He caught a season-best three passes for 12 yards

(4.0 avg.) vs. Ten. (12/1). Dayne enjoyed his best game of the year vs. Dal. (12/15), rushing for 80 yards and two touchdowns on 19 carries (4.2 avg.) in the first multiple-touchdown game (2 TDs) of his career. He scored on a 4-yard run in the first quarter against Dallas to give New York a 21-0 lead before reaching the end zone on a 3-yard run in the fourth quarter. He posted 46 yards on 13 carries (3.5 avg.) at Ind. (12/22) while adding a 4-yard reception. Against the Colts, Dayne took off for a 16-yard run in the fourth quarter that helped set up Amani Toomer's 27-yard touchdown reception.

2001: Dayne appeared in all 16 games (7 starts) for the Giants, leading the team with a career-high seven rushing touchdowns while ranking second on the club with 690 yards rushing on 180 attempts (3.8 avg.). Combined with his rookie rushing total of 770 yards, Dayne totaled 1,460 yards in his first two seasons to mark the highest total by a Giants back in his first two years since Rodney Hampton ran for 1,514 yards from 1990-91. Dayne, who scored a touchdown in each of New York's final three games, also recorded eight receptions for 67 yards (8.4 avg.) and a two-point conversion on the way to leading the team's position players in scoring (44 pts.). Dayne posted the longest run of his career in 2001 with a 61-yard run vs. G.B. (1/6), surpassing his previous career-best 55-yard run that he posted vs. N.O. (9/30). In the season opener at Den. (9/10), Dayne was used as a reserve and totaled six rushes for 30 yards (5.0 avg.). He started at K.C. (9/23), carrying the ball 16 times for 46 yards (2.9 avg.) while scoring the Giants' first rushing touchdown of the year on a 7-yard run early in the second quarter. Dayne set a career high in rushing yards with 111 on 19 attempts (5.8 avg.) vs. N.O. (9/30) with a touchdown (6 yds.) and set a then-career high with a 55-yard run in the second quarter. He gained 39 yards on 16 attempts (2.4 avg.) vs. Was. (10/7) but did not play in the second half because of a neck strain. Dayne started his fourth consecutive game at Stl. (10/14), recording a season-high 20 attempts for 88 yards (4.4 avg.) with a touchdown (4 yds.). Dayne, who missed practice time during the week because of a neck strain, broke a 14-yard run on the game's opening drive to set up his scoring run several plays later. He gained 49 yards on 19 carries (2.6 avg.) with a touchdown (3 yds.) at Ari. (11/11). A month later vs. Sea. (12/23), he scored on a 31-yard touchdown run in the first quarter that was a career long and the longest touchdown run by a Giant in 2001. He started and recorded eight rushes for 59 yards (7.4 avg.) with a touchdown at Phi. (12/20). Dayne had a 30-yard run against the Eagles, and his 16-yard touchdown run in the fourth quarter put the Giants ahead by 7 points with less than 3 minutes remaining. In the season finale vs. G.B. (1/6), he had a team-high 10 carries for 81 yards (8.1 avg.). Dayne had a career-long run of 61 yards in the second quarter that set up Morten Andersen's 27-yard field goal and scored his team-high seventh rushing touchdown on a 1-yard run in the fourth quarter.

2000: Selected by the Giants in the first round (11th overall) of the 2000 NFL Draft, Dayne enjoyed a solid rookie season, playing all 16 regular-season games (4 starts) and rushing for 770 yards on 228 attempts (3.4 avg.) with five touchdowns, including one touchdown in three consecutive games (Gms. 6-8). Dayne, the NFL's third-leading rookie rusher trailing Denver's Mike Anderson (1,487 yds.) and Baltimore's Jamal Lewis (1,364 yds.), posted the second-highest rushing total for a Giants rookie in team history (Tuffy Leeman gained 830 yards in 1936). He scored a touchdown in his first professional game with a 7-yard score in a season-opening win vs. Ari. (9/3). Dayne recorded his first 100-yard rushing game with 108 yards vs. Dal. (10/15) in the first start of his career. He rushed for at least 50 yards in 9-of-16 games. Dayne had three receptions for 11 yards (3.7 avg.). He played all three Giants postseason games (1 start). He totaled 17 carries for 53 yards (3.1 avg.) in an AFC Divisional Playoff Game vs. Phi. (1/7) and recorded an 18-yard run in the second quarter against the Eagles while catching a 4-yard pass. Dayne gained 29 yards on 10 carries (2.9 avg.) with a long run of 15 yards as a starter in the NFC Championship Game vs. Min. (1/14) and added an 8-yard reception. He did not record a rushing attempt in Super Bowl XXXV vs. Bal. (1/28). He enjoyed a big NFL debut with 78 yards and a touchdown (7 yds.) on 23 carries (3.4 avg.) vs. Ari. (9/3) while combining with Tiki Barber for 222 rushing yards. He started for the first time at Atl. (10/8) and scored the only touchdown of the game on a 5-yard run. He posted the first 100-yard game of his career vs. Dal. (10/15), rushing for 108 yards on 21 carries (5.1 avg.) along with his third touchdown of the year on a 3-yard run that proved to be the game-winner. Dayne scored a touchdown for the third consecutive game vs. Phi. (10/29) on a 1-yard run and totaled a season-high 25 carries for 93 yards against the Eagles. Dayne's running enabled the Giants' offense to hold the ball for 43:41 minutes to mark the franchise's highest time of possession since holding the ball for 45:43 at Phi. (11/20/83). He posted a season-long 50-yard run vs. Stl. (11/12). In a start at Ari. (11/26), he led all rushers with 85 yards on 24 carries (3.5 avg.) and scored his fifth touchdown of the year on a 1-yard plunge into the end zone.

COLLEGE: One of the most prolific and accomplished players in NCAA history during four seasons at the University of Wisconsin and the 1999 Heisman Trophy winner, Dayne established an NCAA Division I-A regular-season rushing record with 6,397 yards, breaking the previous mark of 6,279 yards set by Ricky Williams of Texas (1995-98). Including bowl games, Dayne became the first player in college football history to rush for more than 7,000 yards (7,125) in a career. He shattered the previous Big Ten Conference record of 5,589 yards set by Ohio State's Archie Griffin. With 12 career 200-yard rushing performances, he tied the NCAA record held by Williams and Marcus Allen of Southern California for 200-yard games. He also set Big Ten career records for rushing attempts (1,220), points (426) and total touchdowns (71). Dayne became the fifth player in college football history to rush for more than 1,000 yards in a season all four years. As a senior in 1999, Dayne was a consensus All-American and All-Big Ten Conference first-team selection. He won the Heisman Trophy, Doak Walker Award and the Maxwell Award, given to the nation's top college player. He was named National Player of the Year by the Associated Press, *Football News*, *The Sporting News* and the Walter Camp

DAYNE SETS COLLEGE FOOTBALL'S CAREER RUSHING RECORD

ALL-TIME NCAA DIVISION I-A CAREER RUSHING LEADERS

| Player | School | Yds. | Years |
|--------------------|---------------|-------|---------|
| 1. Ron Dayne | Wisconsin | 6,397 | 1996-99 |
| 2. Ricky Williams | Texas | 6,279 | 1995-98 |
| 3. Tony Dorsett | Pittsburgh | 6,082 | 1973-76 |
| 4. Charles White | Southern Cal. | 5,598 | 1976-79 |
| 5. Travis Prentice | Miami-Ohio | 5,596 | 1996-99 |

Foundation. His final statistics for his record-breaking year included 337 rushing attempts for 2,034 yards (6.0 avg.) with 20 touchdowns and 120 points. He became the first player in Big Ten history to lead the conference in rushing, all-purpose yardage and scoring in the same season. One of three finalists for the Doak Walker Award as a junior, Dayne was a consensus All-Big Ten Conference first-team pick and gained 1,525 yards with 15 touchdowns on 295 carries (5.2 avg.). As a sophomore in 1997, Dayne was an All-America first-team choice by *Football News* and a consensus All-Big Ten Conference first-team selection with 1,457 yards rushing (5.5 avg.) and 15 touchdowns. In 1996, he was a freshman All-America first-team pick by *The Sporting News* and an All-Big Ten Conference first-team selection. He shared Big Ten Newcomer-of-the-Year honors and joined a group of 10 other players in college football history to rush for more than 2,000 yards (bowl games included) in a season, gaining 2,109 yards (eighth-best in NCAA history) with a school-record 21 touchdowns. Despite not starting until the fifth game as a freshman, he gained 1,863 yards during the regular season to break Herschel Walker's freshman mark of 1,616 yards set in 1980 at Georgia.

PERSONAL: Dayne was a consensus first-team All-America selection and *SuperPrep's* Eastern Region Player of the Year at Overbrook High School in Berlin, N.J. He rushed for 1,785 yards (14.9 avg.) with 24 touchdowns as a senior. His top game was a 250-yard, four-touchdown effort vs. Atco Edgewood High School. A two-time All-South Jersey choice at running back, Dayne gained 1,566 yards with 27 touchdowns as a junior and was the state shot-put and discus champion as a junior and senior. He threw the discus 216-10 at the Golden West Invitational as a senior to mark the third longest prep throw in history and set a New Jersey state discus record. He captured the Penn Relays shot-put title in 1996 and qualified for the Olympic Trials. Dayne and his wife, Alia, have a daughter, Jada, and a son, Javian. Ron Dayne was born March 14, 1978, in Berlin, N.J.

DAYNE'S REGULAR SEASON RECORD

| Year | Club | G | S | RUSHING | | | | RECEIVING | | | | SCORING | | | | | |
|-----------------------|-------------|-----------|------------|--------------|------------|-----------|-----------|-----------|------------|------------|-----------|----------|-----------|-----------|----------|----------|----------|
| | | | | No. | Yds. | Avg. | LG | TD | No. | Yds. | Avg. | LG | TD | TD | TDr | Tdp | TDr |
| 2000 | N.Y. Giants | 16 | 4 | 228 | 770 | 3.4 | 50 | 5 | 3 | 11 | 3.7 | 12 | 0 | 5 | 5 | 0 | 0 |
| 2001 | N.Y. Giants | 16 | 7 | 180 | 690 | 3.8 | 61 | 7 | 8 | 67 | 8.4 | 21 | 0 | 7 | 7 | 0 | 1 |
| 2002 | N.Y. Giants | 16 | 1 | 125 | 428 | 3.4 | 30t | 3 | 11 | 49 | 4.5 | 8 | 0 | 3 | 3 | 0 | 0 |
| 2003 | N.Y. Giants | 0 | 0 | 0 | 0 | 0 | — | 0 | 0 | 0 | 0.0 | — | 0 | 0 | 0 | 0 | 0 |
| 2004 | N.Y. Giants | 14 | 2 | 52 | 179 | 3.4 | 15 | 1 | 1 | 7 | 7.0 | 7 | 0 | 1 | 1 | 0 | 0 |
| 2005 | Denver | 10 | 0 | 53 | 270 | 5.1 | 55 | 1 | 3 | 17 | 5.7 | 7 | 0 | 1 | 1 | 0 | 0 |
| CAREER TOTALS | 72 | 14 | 638 | 2,337 | 3.7 | 61 | 17 | 26 | 151 | 5.8 | 21 | 0 | 17 | 17 | 0 | 0 | 1 |
| BRONCOS TOTALS | 10 | 0 | 53 | 270 | 5.1 | 55 | 1 | 3 | 17 | 5.7 | 7 | 0 | 1 | 1 | 0 | 0 | 0 |

ADDITIONAL STATISTICS: Special teams tackles — 2004 (1), TOTAL (1). Miscellaneous tackles — 2001 (1), 2002 (2), 2004 (1), 2005 (1), TOTAL (5). Kick returns — 2004 (1 for 11 yds.), TOTAL (1 kick return for 11 yds.).

DAYNE'S POSTSEASON RECORD

| Year | Club | G | S | RUSHING | | | | RECEIVING | | | | SCORING | | | | | |
|-----------------------|-------------|----------|-----------|-----------|------------|-----------|----------|-----------|-----------|------------|----------|----------|----------|----------|----------|----------|----------|
| | | | | No. | Yds. | Avg. | LG | TD | No. | Yds. | Avg. | LG | TD | TD | TDr | Tdp | TDr |
| 2000 | N.Y. Giants | 3 | 1 | 27 | 82 | 3.0 | 18 | 0 | 2 | 12 | 6.0 | 8 | 0 | 0 | 0 | 0 | 0 |
| 2002 | N.Y. Giants | 1 | 0 | 3 | 4 | 1.3 | 3 | 0 | 0 | 0 | 0.0 | — | 0 | 0 | 0 | 0 | 0 |
| 2005 | Denver | 2 | 0 | 0 | 0 | 0.0 | — | 0 | 0 | 0 | 0.0 | — | 0 | 0 | 0 | 0 | 0 |
| CAREER TOTALS | 6 | 1 | 30 | 86 | 2.9 | 18 | 0 | 2 | 12 | 6.0 | 8 | 0 | 0 | 0 | 0 | 0 | 0 |
| BRONCOS TOTALS | 2 | 0 | 0 | 0 | 0.0 | — | 0 | 0 | 0 | 0.0 | — | 0 | 0 | 0 | 0 | 0 | 0 |

ADDITIONAL STATISTICS: Miscellaneous tackles — 2002 (1), TOTAL (1).

DAYNE'S SINGLE-GAME HIGHS

(Postseason in parentheses)

Rushes — 25 vs. Philadelphia, 10/29/00 (17 vs. Philadelphia, 1/7/01). **Rushing yards** — 111 vs. New Orleans, 9/30/01 (53 vs. Philadelphia, 1/7/01). **Longest rush** — 61 vs. Green Bay, 1/6/02 (18 vs. Philadelphia, 1/7/01). **Rushing touchdowns** — 2 vs. Dallas, 12/15/02 (none). **Receptions** — 3 vs. Tennessee, 12/1/02 (1, twice, last vs. Minnesota, 1/14/01). **Receiving yards** — 30 vs. Dallas, 11/4/01 (8 vs. Minnesota, 1/14/01). **Longest reception** — 21 vs. Dallas, 11/4/01 (8 vs. Minnesota, 1/14/01). **Receiving touchdowns** — None (none). **Rushing yards in one quarter** — 65 (2nd qtr.) vs. Green Bay, 1/6/02 (28 (2nd qtr.) vs. Philadelphia, 1/7/01). **Rushing yards in one half** — 82 (2nd half) at Dallas, 11/24/05 (31 (1st half) vs. Philadelphia, 1/7/01). **Total yards** — 118 (111 rush/7 rec.) vs. New Orleans, 9/30/01 (57 (53 rush/4 rec.) vs. Philadelphia, 1/7/01). **Total touchdowns** — 2 (both rush) vs. Dallas, 12/15/02 (none).

DAYNE'S 100-YARD RUSHING GAMES (2)

*denotes win (Dayne's teams are 2-0 when he records 100 or more yards rushing in a game.)

| Date | Opponent | No. | Yds. | Avg. | LG | TD |
|----------|------------------|-----|------|------|----|----|
| 10/15/00 | vs. Dallas* | 21 | 108 | 5.1 | 32 | 1 |
| 9/30/01 | vs. New Orleans* | 19 | 111 | 5.8 | 55 | 1 |

DAYNE'S REGULAR SEASON TOP FIVE

Rushing Yards

111 — vs. New Orleans, 9/30/01 (19 att., TD)
108 — vs. Dallas, 10/15/00 (21 att., TD)
98 — at Dallas, 11/24/05 (7 att., TD)
93 — vs. Philadelphia, 10/29/00 (25 att., TD)
88 — at St. Louis, 10/14/01 (20 att., TD)

Rushing Attempts

25 — vs. Philadelphia, 10/29/00 (93 yds., TD)
24 — at Arizona, 11/26/00 (85 yds., TD)
23 — vs. Arizona, 9/30/00 (78 yds., TD)
21 — at Philadelphia, 9/10/00 (50 yds.)
21 — vs. Dallas, 10/15/00 (108 yds., TD)

Receiving Yards

30 — vs. Dallas, 11/4/01 (2 rec.)
15 — vs. Philadelphia, 10/22/01 (2 rec.)
12 — vs. Tennessee, 12/1/02 (3 rec.)
12 — vs. Philadelphia, 10/29/00 (1 rec.)
10 — at Dallas, 11/24/05 (2 rec.)

Rushing Touchdowns

2 — vs. Dallas, 12/15/02 (19-80)
1 — 15 times, last at Dallas, 11/24/05 (7-98)

Total Yards From Scrimmage

118 — vs. New Orleans, 9/30/01 (111 rush, 7 rec.)
108 — at Dallas, 11/24/05 (98 rush, 10 rec.)
108 — vs. Dallas, 10/15/00 (108 rush, 0 rec.)
105 — vs. Philadelphia, 10/29/00 (93 rush, 12 rec.)
97 — at St. Louis, 10/14/01 (88 rush, 9 rec.)

Receptions


3 — vs. Tennessee, 12/1/02 (12 yds.)
2 — at Dallas, 11/24/05 (10 yds.)
2 — vs. Jacksonville, 11/3/02 (7 yds.)
2 — vs. Dallas, 11/4/01 (30 yds.)
2 — vs. Philadelphia, 10/22/01 (15 yds.)

Receiving Touchdowns

NONE

Longest Runs From Scrimmage

61 — vs. Green Bay, 1/6/02 (10-81, TD)
55 — at Dallas, 11/24/05 (7-98, TD)
55 — vs. New Orleans, 9/30/01 (19-111, TD)
50 — vs. St. Louis, 11/12/00 (9-66)
32 — vs. Dallas, 10/15/00 (21-108, TD)



TODD DEVOE

6-2 • 198 • 2ND YR. • CENT. MISSOURI ST.

BORN: April 5, 1980, in Fort Lauderdale, Fla.

HIGH SCHOOL: Boyd Anderson High School, Fort Lauderdale, Fla.

ACQUIRED: Free Agent, 2005

NFL Year: 2nd • **Year with Broncos:** 2nd

NFL Games Played/Started: 14/0 • **Postseason:** 2/0

WIDE RECEIVER

DEVOE AT A GLANCE:

- A second-year wide receiver who spent his first two professional seasons on the practice squads of Baltimore, Miami and Tennessee before making Denver's active roster out of training camp in 2005.
- Ranked fifth on the Broncos with eight special-teams tackles in 2005 and added nine receptions for 87 yards (9.7 avg.) with one touchdown.
- Hauled in his first career reception against Philadelphia (10/30/05) during a game in which he turned a short pass into a 44-yard touchdown to end an Eagles comeback attempt.
- Finished his two-year career at Central Missouri State University ranked second in receiving yards (1,971) and eighth in receptions (98) in school history after transferring from Itawamba Community College in Mississippi.
- Joined the Broncos as a future-contract signee on Jan. 8, 2005.
- Entered the NFL with Baltimore as an undrafted free agent on May 9, 2003.

CAREER TRANSACTIONS: Signed by Baltimore as a college free agent 5/9/03; Waived by Baltimore 9/1/03; Signed by Baltimore (practice squad) 9/2/03; Signed by Baltimore to future contract 1/15/04; Waived by Baltimore 9/6/04; Signed by Baltimore (practice squad) 9/7/04; Released by Baltimore 9/10/04; Signed by Miami (practice squad) 9/14/04; Waived by Miami 9/28/04; Signed by Tennessee (practice squad) 10/7/04; Released by Tennessee 11/30/04; Signed by Baltimore (practice squad) 12/15/04; Signed by Denver to a future contract 1/8/05.

2005: Devoe played 14 regular-games (0 starts) for the Broncos and made nine catches for 87 yards (9.7 avg.), including a 44-yard touchdown vs. Phi. (10/30). He also ranked fifth on the team with eight special-teams stops while adding two fumble recoveries to tie for the team high along with one forced fumble on coverage units. He made his postseason debut on both offense and special teams in Denver's two playoff contests. Devoe made his NFL debut at Mia. (9/11) and recovered a fumble covering a punt to set up a Denver touchdown. After he was inactive for the *Monday Night Football* game vs. K.C. (9/26), Devoe returned to the lineup for the next two games before he was inactive vs. N.E. (10/16). He recorded his first career reception and touchdown as part of a five-catch, 87-yard, one-touchdown effort vs. Phi. (10/30). He caught a short pass and streaked down the sideline for a 44-yard touchdown to end an Eagles' comeback attempt. Earlier in the game, he gained nine yards on his first NFL reception from Jake Plummer. He also contributed a special-teams tackle against the Eagles. Devoe made a 9-yard catch and added a tackle on the game's opening kickoff vs. NYJ (11/20). At K.C. (12/4), he made a 9-yard catch and recovered a Dante Hall fumble on special teams. The next week, he made a 9-yard catch vs. Bal. (12/11). He led the team with two stops covering kickoffs at Buf. (12/17). In the game vs. Oak. (12/24), he made a 1-yard reception, forced a fumble on a kickoff to set up a Denver field goal and added one special-teams stop against the Raiders.

2004: Devoe started the season on Baltimore's practice squad. He was released by the Ravens on Sept. 10 and signed to Miami's practice squad on Sept. 14. Two weeks later, the Dolphins waived him. Tennessee signed Devoe to its practice squad on Oct. 7 but released him Nov. 30. He finished the season on Baltimore's practice squad before Denver signed him to a future contract on Jan. 8.

2003: Devoe entered the NFL on May 9 as a college free agent signed by Baltimore. He was signed to the Ravens' practice squad on Sept. 2 and spent the duration of the season working with that group.

COLLEGE: In two years at Central Missouri State University, Devoe posted 98 receptions for 1,971 yards (20.1 avg.) with 21 touchdowns after transferring from Itawamba Community College (Miss.). He finished his career ranked second in receiving yards and eighth in receptions at CMSU. Devoe led CMSU in receptions for the second consecutive year as a senior in 2002 with 58 catches, which tied for the highest single-year reception total in school history, while setting a school single-season record with 12 touchdowns.

PERSONAL: Devoe attended Boyd Anderson High School in Ft. Lauderdale, Fla. He played in the Florida North-South as well as the Dade-Broward All-Star Games. Todd Vaughn Devoe was born April 5, 1980, in Ft. Lauderdale, where he resides.

DEVOE'S REGULAR SEASON RECORD

| Year | Club | G | S | No. | RECEIVING | | LG | TD | SCORING | | | | | 2pt. | Pts. |
|----------------------|----------------|-----------|----------|----------|-----------|------------|------------|----------|----------|----------|----------|----------|--|----------|----------|
| | | | | | Yds. | Avg. | | | TD | TDr | TDp | TDrt | | | |
| 2003 | Baltimore | | | | | | | | | | | | | | |
| 2004 | Bal./Ten./Mia. | | | | | | | | | | | | | | |
| 2005 | Denver | 14 | 0 | 9 | 87 | 9.7 | 44t | 1 | 1 | 0 | 1 | 0 | | 0 | 6 |
| CAREER TOTALS | | 14 | 0 | 9 | 87 | 9.7 | 44t | 1 | 1 | 0 | 1 | 0 | | 0 | 6 |

ADDITIONAL STATISTICS: Special teams tackles — 2005 (8), TOTAL (8). Special teams fumbles — 2005 (2 FR, 1 FF), TOTAL (2 FR, 1 FF).


DEVOE'S POSTSEASON RECORD

| Year | Club | G | S | No. | RECEIVING | | LG | TD | SCORING | | | | | 2pt. | Pts. |
|----------------------|--------|----------|----------|----------|-----------|------------|----------|----------|----------|----------|----------|----------|--|----------|----------|
| | | | | | Yds. | Avg. | | | TD | TDr | TDp | TDrt | | | |
| 2005 | Denver | 2 | 0 | 0 | 0 | 0.0 | — | 0 | 0 | 0 | 0 | 0 | | 0 | 0 |
| CAREER TOTALS | | 2 | 0 | 0 | 0 | 0.0 | — | 0 | 0 | 0 | 0 | 0 | | 0 | 0 |

DEVOE'S SINGLE GAME HIGHS

(Postseason in parentheses)

Receptions — 5 vs. Philadelphia, 10/30/05 (none). **Receiving yards** — 59 vs. Philadelphia, 10/30/05 (none). **Longest reception** — 44t vs. Philadelphia, 10/30/05 (none). **Receiving touchdowns** — 1 vs. Philadelphia, 10/30/05 (none).



EBENEZER EKUBAN

6-4 • 275 • 8TH YR. • NORTH CAROLINA

BORN: May 29, 1976, in Accra, Ghana, Africa


HIGH SCHOOL: Bladensburg High School, Bowie, Md.

ACQUIRED: Trade (Cleveland), 2005

NFL YEAR: 8th • **YEAR WITH BRONCOS:** 2nd

NFL GAMES PLAYED/STARTED: 92/49 • **POSTSEASON:** 4/2

DEFENSIVE END



EKUBAN AT A GLANCE:

- An eighth-year defensive end who enters his second season with the Broncos after joining the club in a trade with Cleveland during the 2005 offseason.
- Tied for the Broncos' lead with four sacks in 2005 on a defensive line that featured three former Browns teammates (DE Courtney Brown, DT Michael Myers and DT Gerard Warren) and was instructed by his former position coach in Cleveland from 2003-04 (Defensive Line/Tackles Coach Andre Patterson).
- Set a career and team high in 2004 with eight sacks (35 yds.) while also posting a personal-best 54 tackles (36 solo) in 16 games (11 starts) for Cleveland.
- Spent the first five years (1999-03) of his career with Dallas, starting his final two seasons for the Cowboys after excelling as a reserve lineman who posted 6.5 sacks in 2000.
- Named All-Rookie by *Pro Football Weekly* and *Football News* after recording 33 tackles (19 solo) and 2.5 sacks in 16 games (2 starts) with Dallas in 1999.
- Named a first-team All-American as a senior defensive end for North Carolina.
- Joined the Broncos along with defensive tackle Michael Myers in a trade with Cleveland on

March 30, 2005, that sent Denver running back Reuben Droughns to the Browns.

- Selected by Dallas in the first round (11th overall) of the 1999 NFL Draft.

CAREER TRANSACTIONS: Signed by Dallas as a draft choice 7/28/99; Placed on injured reserve (back) by Dallas 12/21/01; Signed by Cleveland as an unrestricted free agent 3/17/04; Traded to Denver 3/30/05.

2005: Ekuban played all 16 regular-season games (4 starts) in his first season with the Broncos, posting 41 tackles (28 solo), including a share of the team lead with four sacks (21 yds.), two pass breakups and one fumble recovery. He contributed to the league's second-best rush defense (85.2 ypg.) and helped the club tie for third in the NFL in scoring defense (16.1 ppg.). Ekuban also saw time in both Denver playoff games, including the AFC Championship Game vs. Pit. (1/22) in which he made four tackles (2 solo). With Courtney Brown inactive with an elbow injury, Ekuban started the regular-season opener at Mia. (9/11) and contributed one solo tackle. He remained in the starting line up for the home opener vs. S.D. (9/18) and added two tackles (1 solo) to help limit the Chargers to 41 yards of offense in the second half of Denver's comeback victory. Brown returned to the starting lineup and Ekuban assumed a reserve role and recorded five tackles (3 solo), including a sack of Trent Green, on *Monday Night Football* vs. K.C. (9/26). Ekuban assisted on a tackle and recovered a fumble at Jac. (10/2) to help limit the Jaguars to 12 rushing yards, the fewest allowed by the Broncos since 1965 (0 yds., at K.C., 12/19/65). He contributed two solo tackles vs. Was. (10/9) and an unassisted stop vs. N.E. (10/16). He returned to the starting lineup vs. Phi. (10/30) and made a solo tackle. At Oak. (11/13), he made three tackles, including a sack of Kerry Collins. He contributed a solo tackle vs. NYJ (11/20), helping Denver record its first shutout since Nov. 9, 1997, vs. Carolina and limit the Jets to 22 rushing yards. In playing against the team that drafted him, Ekuban posted a season-high eight tackles (6 solo) on Thanksgiving Day at Dal. (11/24). He registered four tackles (3 solo), including a sack (0 yds.) of Kyle Boller, vs. Bal. (12/11). Ekuban logged five tackles (2 solo) at Buf. (12/17). With Brown inactive for the regular-season finale at S.D. (12/31), Ekuban made two solo tackles, including a sack of Drew Brees (9 yds.). In the first quarter, he took down Brees for a 9-yard loss during a series that ended in a punt.

2004: Ekuban played all 16 games (11 starts) for Cleveland, posting 54 tackles (36 solo), a team and career-high eight sacks (35 yds.), two pass breakups, two fumble recoveries and one forced fumble. He started 10 consecutive games (gms. 3-12) for the Browns in his final year with the club. In Cleveland's season opener vs. Bal. (9/12), Ekuban recorded one tackle and five quarterback pressures, helping limit Baltimore to only 88 yards rushing. At Dal. (9/19), he was used as a reserve and posted four tackles (3 solo) and a sack (7 yds.) of quarterback Vinny Testaverde. Ekuban also forced a fumble, which he recovered, on Dallas running back Julius Jones in the first quarter. At NYG (9/26), Ekuban returned to the starting lineup and made five tackles (4 solo) and a sack (6 yds. -QB Kurt Warner) for the second consecutive game. Ekuban's play was key in Cleveland's run defense vs. Was. (10/3) as he made two tackles and helped limit running back Clinton Portis to 58 yards on 20 carries (2.9 avg.). He made six tackles (5 solo) at Pit. (10/10) before contributing three tackles (2 solo) and his third sack (0 yds.) of the year vs. Cin. (10/17) on a takedown of quarterback Carson Palmer. Ekuban posted his second six-tackle game of the season vs. Phi. (10/24) and added his fourth sack of the year on a 5-yard takedown of quarterback Donovan McNabb. At Bal. (11/7), Ekuban recorded a sack for the third consecutive contest with an 8-yard takedown of Kyle Boller in the fourth quarter on the way to recording five tackles. He also recovered a fumble by Ravens running back Jamal Lewis in the second quarter to set up a field goal. Ekuban's sixth sack of the year came vs. S.D. (12/19) with a 2-yard takedown of quarterback Drew Brees to force a punting situation. Ekuban wrapped up the season at Hou. (1/2) by matching a career high with two sacks (7 yds.) in a season-high seven-tackle (5 solo) game.

2003: Ekuban appeared in 15 regular-season games (14 starts) for Dallas, ranking third among Cowboys defensive linemen with 30 tackles (20 solo) along with 2.5 sacks (10 yds.), two pass breakups and two forced fumbles. He also was credited with 12 quarterback pressures while totaling a season-high four tackles on three separate occasions. In Dallas' NFC Wild Card Playoff Game at Car. (1/3), he started and posted two tackles and one pass breakup against the eventual

| EKUBAN'S SACKS BY QUARTERBACK | | | |
|--|-------|---|--|
| *Denotes win (Ekuban's teams are 11-11 in games in which he records a sack.) | | | |
| QB | Sacks | Dates | |
| Kerry Collins | 3.5 | 1 vs. NYG, 12/17/00, 1.5 at NYG, 9/15/03*, 1 at Oak., 11/13/05* | |
| David Carr | 3 | 2 at Hou., 12/20/05*, 1 at Hou., 9/8/02 | |
| Donovan McNabb | 2.5 | 1.5 vs. Phi., 12/12/99*, 1 vs. Phi., 10/24/04 | |
| Drew Brees | 2 | 1 vs. S.D., 12/19/04, 1 at S.D., 12/31/05, | |
| Kyle Boller | 2 | 1 at Bal., 11/7/04, 1 vs. Bal. 12/11/05* | |
| Jeff George | 2 | vs. Was., 12/10/00* | |
| Tom Brady | 1 | at N.E., 11/16/03 | |
| Daunte Culpepper | 1 | vs. Min., 11/23/00 | |
| Jake Delhomme | 1 | at N.O., 12/24/99 | |
| Trent Green | 1 | vs. K.C., 9/26/05* | |
| Brad Johnson | 1 | at Was., 9/18/00* | |
| Carson Palmer | 1 | vs. Cin., 10/17/04* | |
| Akili Smith | 1 | vs. Cin., 11/12/00* | |
| Vinny Testaverde | 1 | at Dal., 9/19/04 | |
| Kurt Warner | 1 | at NYG, 9/26/04 | |
| Jake Plummer | 0.5 | at Ari., 9/10/00 | |

against the Patriots. He matched a season high with four tackles vs. Car. (11/23). Ekuban returned to action at Was. (12/14) after not playing at Phi. (12/7), and he made one tackle and a pass breakup against the Redskins. He returned to the starting lineup vs. NYG (12/21) and matched a season high with four tackles.

2002: Ekuban rebounded from the back surgery that ended his 2001 campaign by establishing a career high with 43 tackles (25 solo) while adding one sack (0 yds.), two fumble recoveries, a forced fumble and 20 quarterback pressures in 16 games (15 starts) for Dallas. He returned to the playing field for the first time in nearly a calendar year at Hou. (9/8), starting against the Texans to record one tackle on his only sack of the year with a takedown of David Carr. He tallied four tackles vs. Ten. (9/15) before tying for the team lead among linemen with five tackles along with a forced fumble at Phi. (9/22). Ekuban recovered his second fumble of the year vs. NYG (10/6) in a three-tackle game. He tallied a season-high six tackles vs. Car. (10/13) while helping limit the Panthers to a 3.5 yards-per-carry average. He tied for the team lead among defensive linemen at Det. (11/3) with four tackles before straining his left quad in the third quarter, which forced him out of the game. Limited by the injury at Ind. (11/17), Ekuban totaled three tackles in his only non start of the season. He returned to the starting lineup vs. Jac. (11/24) and closed out the season with two tackles at Was. (12/29) along with a key play when he ran down Ladell Betts from behind on the goal line and forced him to fumble out of the end zone for a touchback.

2001: Ekuban started the Cowboys' season opener vs. T.B. (9/9) and made a tackle before a first-half injury forced him to miss the remainder of the season. He underwent a microscopic lumbar discectomy on Sept. 17 to repair a herniated disc and was deactivated for 12 games following the surgery. He returned to practice on a limited basis Nov. 9 but suffered continued pain and was forced to take more time off. His season ended Dec. 21 when he was placed on injured reserve.

2000: Ekuban recorded a team-high 6.5 sacks (50 yds.) in 12 games (2 starts) while posting 25 tackles (15 solo) and tying for the Cowboys' team lead with two forced fumbles along with one fumble recovery. He moved from a starting role to a reserve capacity after starting Dallas' first two games. He recorded two tackles and was credited with a quarterback pressure in the season opener vs. Phi. (9/3), a game in which he started. At Ari. (9/10), he teamed with Leon Lett to register his first half sack of the season with a takedown of quarterback Jake Plummer while also recording five tackles in helping limit the Cardinals to 3.0 yards-per-rush on 33 carries. He moved into a reserve capacity at Was. (9/18) and came off the bench to post two tackles, one sack (4 yds. -QB Brad Johnson) and a tackle for an 18-yard loss. He dislocated his right toe early in the game vs. S.F. (9/24) and was forced to miss the rest of that game and the next four games. He returned to action at Phi. (11/5) and made two tackles. He added two stops vs. Cin. (11/12) and sacked quarterback Akili Smith for seven yards, forced a fumble on the takedown and recovered the fumble. Ekuban posted a sack (7 yds. -QB Daunte Culpepper) and forced a fumble vs. Min. (11/23) on Thanksgiving Day. He recorded the first multiple-sack game of the year with two sacks (14 yds.) vs. Was. (12/10). He also saw action at tight end in goal-line situations against the Redskins. Against NYG (12/17), he sacked Kerry Collins (14 yds.) in a two-tackle performance while also pressuring Collins into throwing an interception in Dallas' end zone.

1999: Selected by Dallas in the first round (11th overall) of the 1999 NFL Draft, Ekuban had an outstanding first season, earning all-rookie honors from *Pro Football Weekly* and *The Football News* after recording 33 tackles (19 solo) and 2.5 sacks (6 yds.) in 16 regular-season games (2 starts). Ekuban, who was used primarily as a pass rusher in certain situations, started the final two games of the year after Greg Ellis suffered a broken leg. He also started Dallas' NFC Wild Card Game at Min. (1/9) and made four tackles before suffering a sprained left knee in the second quarter that limited his effectiveness. He began his NFL career at Was. (9/12) with two quarterback pressures. The next week vs. Atl. (9/20), he showed his versatility by registering one tackle on defense while also seeing goal-line action at tight end, where he provided a key block that enabled Emmitt Smith to score the Cowboys' first touchdown. After Ellis suffered a broken leg vs. Phi. (12/12), Ekuban saw his role on the defense significantly increase. He posted 1.5 sacks (1 yd.), the first sacks of his career, against Philadelphia with takedowns of Donovan McNabb to mark the highest single-game sack total by a Dallas rookie since Russell Maryland recorded two sacks vs. Pit. (11/28/91). The following week vs. NYJ (12/19), he saw the most extensive action of his career and made five tackles. Ekuban recorded his first start at N.O. (12/24), leading Dallas with nine tackles and a sack (5 yds.) while battling Pro Bowl tackle Willie Roaf. In a playoff-clinching win vs. NYG (1/2), he led all Cowboys linemen with five stops.

COLLEGE: Ekuban capped off his collegiate career at the University of North Carolina by being named first-team All-American by *The Sporting News* while also earning All-Atlantic Coast Conference honors as a senior. Although it was his first season as a full-time starter, Ekuban posted 96 tackles and led the Tar Heels with seven sacks. He set a school record with 23 tackles-for-loss as a senior (Lawrence Taylor and William Fuller, both of whom had 22 tackles-for-loss, shared the previous record). Ekuban was named ACC Player-of-the-Week with a strong game against Clemson as a senior after collecting a career-high 16 tackles, two sacks, four tackles-for-loss and a forced fumble in the contest. As a junior playing in his first season at defensive end, Ekuban appeared in 10 regular-season games (2 starts). He was a tight end in his first two seasons at North Carolina, totaling six receptions for 66 yards with one score.

PERSONAL: Ekuban was dominant on the football field at Bladensburg High School in Bowie, Md., where he was a two-way standout as a senior tight end and defensive end. As a senior, Ekuban caught 28 passes for 546 yards (19.5 avg.) with five touchdowns while making 76 tackles and 11 sacks. He was recognized by *The Sporting News* in its annual 'Good Guys of Professional Sports' in 2002. He has been active with the United

Way, participating in the Cowboys' 1999 and 2002 Hometown Huddle events. Ekuban also has been a part of the NFL Flag Football Program at school assemblies. At North Carolina, he participated in the Carolina Outreach Community Service Program and also helped raise \$6,000 for juvenile diabetes research in 1998. He was selected to the Dean's List as a senior in college and was named the winner of the Jim Tatum Award, given to the ACC's top student-athlete who plays football. He graduated from UNC with a degree in exercise and sports science. He did not play football until his junior year of high school and moved to the United States from Ghana at age 7 when his father took a job working at the Ghana embassy in Washington, D.C. Ebenezer Ekuban was born May 29, 1976, in Accra, Ghana, in Africa and is married to Karen. He resides in Southlake, Texas.

EKUBAN'S REGULAR SEASON RECORD

| Year | Club | G | S | UT | A | TT | S-Yds. | I-Yds. | PD | FF | FR | TD-Int. | TD-FR | S | Pts. |
|-----------------------|-----------|-----------|-----------|------------|-----------|------------|-----------------|------------|----------|----------|----------|----------|----------|----------|----------|
| 1999 | Dallas | 16 | 2 | 19 | 14 | 33 | 2.5-6 | 0-0 | 0 | 0 | 0 | 0 | 0 | 0 | 0 |
| 2000 | Dallas | 12 | 2 | 15 | 10 | 25 | 6.5-50 | 0-0 | 0 | 2 | 1 | 0 | 0 | 0 | 0 |
| 2001 | Dallas | 1 | 1 | 1 | 0 | 1 | 0-0 | 0-0 | 0 | 0 | 0 | 0 | 0 | 0 | 0 |
| 2002 | Dallas | 16 | 15 | 25 | 18 | 43 | 1-0 | 0-0 | 0 | 1 | 2 | 0 | 0 | 0 | 0 |
| 2003 | Dallas | 15 | 14 | 20 | 10 | 30 | 2.5-10 | 0-0 | 2 | 2 | 0 | 0 | 0 | 0 | 0 |
| 2004 | Cleveland | 16 | 11 | 36 | 18 | 54 | 8-35 | 0-0 | 2 | 1 | 2 | 0 | 0 | 0 | 0 |
| 2005 | Denver | 16 | 4 | 28 | 13 | 41 | 4-21 | 0-0 | 2 | 0 | 1 | 0 | 0 | 0 | 0 |
| CAREER TOTALS | | 92 | 49 | 144 | 83 | 227 | 24.5-122 | 0-0 | 6 | 6 | 6 | 0 | 0 | 0 | 0 |
| BRONCOS TOTALS | | 16 | 4 | 28 | 13 | 41 | 4-21 | 0-0 | 2 | 0 | 1 | 0 | 0 | 0 | 0 |

EKUBAN'S POSTSEASON RECORD

| Year | Club | G | S | UT | A | TT | S-Yds. | I-Yds. | PD | FF | FR | TD-Int. | TD-FR | S | Pts. |
|-----------------------|--------|----------|----------|----------|----------|-----------|------------|------------|----------|----------|----------|----------|----------|----------|----------|
| 1999 | Dallas | 1 | 1 | 3 | 1 | 4 | 0-0 | 0-0 | 0 | 0 | 0 | 0 | 0 | 0 | 0 |
| 2003 | Dallas | 1 | 1 | 1 | 1 | 2 | 0-0 | 0-0 | 1 | 0 | 0 | 0 | 0 | 0 | 0 |
| 2005 | Denver | 2 | 0 | 2 | 2 | 4 | 0-0 | 0-0 | 0 | 0 | 0 | 0 | 0 | 0 | 0 |
| CAREER TOTALS | | 4 | 2 | 6 | 4 | 10 | 0-0 | 0-0 | 1 | 0 | 0 | 0 | 0 | 0 | 0 |
| BRONCOS TOTALS | | 2 | 0 | 2 | 2 | 4 | 0-0 | 0-0 | 0 | 0 | 0 | 0 | 0 | 0 | 0 |

EKUBAN'S SINGLE GAME HIGHS

(Postseason in parentheses)

Sacks — 2, twice, last at Houston, 1/2/05 (none). **Sack yards** — 14, twice, last vs. N.Y. Giants, 12/17/00 (none). **Interceptions** — None (none). **Interception return yards** — None (none).

EKUBAN'S MULTIPLE SACK GAMES (4)

*denotes win (Ekuban's teams are 4-0 when he records more than one sack in a game.)

| Date | Opponent | S-Yds. |
|----------|-------------------|--------|
| 12/12/99 | vs. Philadelphia* | 1.5-1 |
| 12/10/00 | vs. Washington* | 2-14 |
| 9/15/03 | at N.Y. Giants* | 1.5-7 |
| 1/2/05 | at Houston* | 2-7 |



JASON ELAM

5-11 • 200 • 14TH YR. • HAWAII

BORN: March 8, 1970, in Ft. Walton Beach, Fla.

HIGH SCHOOL: Brookwood High School, Snellville, Ga.

ACQUIRED: Draft #3 (70th overall), 1993

NFL YEAR: 14th • **YEAR WITH BRONCOS:** 14th

NFL GAMES PLAYED/STARTED: 204/0 • **POSTSEASON:** 14/0

KICKER

ELAM AT A GLANCE:

- A 14th-year player whose career numbers rival the best kickers in NFL history and have propelled him to three Pro Bowl selections.
- Holds Broncos franchise records for career field goals (341), field-goal attempts (430), field-goal percentage (79.3%) as well as extra points made (534) and attempted (537).
- Enters 2006 ranked 10th in NFL history in career field goals, 16th in career field-goal attempts, tied for 11th in extra points made and 15th in extra points attempted.

1's TROPHY CASE

Pro Bowl Selections (3) ... 1995, '98, 2001

All-Pro (Second Team) . 1995, '98, 2001

NFL Spec. Tms. Player of the Year ... 2001

ELAM, cont.:

- Owns the top five single-season marks in club history for field goals and the top four single-season Broncos totals for extra points, extra-point attempts and field-goal percentage.
- Posted his 13th consecutive 100-point season in 2005 (115 pts.), the longest such streak in NFL history, and ranks third all-time in 100-point seasons.
- Converted 371 consecutive extra-point attempts from 1993-2002 for the longest such streak in NFL history and owns the best extra-point percentage (99.4%) in NFL history.
- Reached the 1,500-point plateau in 197 games, faster than any player in league history.
- Increased his franchise-record career point total to 1,557 in 2005 to move into sole possession of 11th place on the NFL's all-time scoring list.
- Became the fourth player in league annals to record 200 career points against two different teams in 2005, increasing his point totals to 203 against Oakland and 205 against San Diego.
- Scored at least one point in every game of his career (204), which is the second-longest streak in NFL history (Morten Andersen - 327).
- Notched his 300th-career field goal in 2004 (vs. Car. 10/10) faster than any kicker in NFL history and is one of only 16 kickers in NFL history with 300 or more field goals (341 total).
- Tied a 28-year-old NFL record for the longest field goal in NFL history by making a 63-yarder vs. Jac. (10/25/98), and his cleats from the game are displayed in the Pro Football Hall of Fame.
- Owns 19 career game-winning or game-tying field goals, including two in 2005.
- Connected on a field goal of 50 yards or greater in three consecutive games (last game of 1996 through second game of 1997) to tie for the longest streak since the AFL-NFL merger.
- Ranks second all-time in Broncos history with 204 games played and is the longest-tenured player on Denver's current roster, having joined the team in 1993.
- Converted the second-longest field goal in Super Bowl history with a 51-yarder in Super Bowl XXXII (second to the 54-yarder Steve Christie of Buffalo made in Super Bowl XXVII).
- Named AFC Special Teams Player of the Week three times (1998, 1999 and 2004) and has earned one AFC Special Teams Player of the Month award (November 2001).
- Finished his career at the University of Hawaii with 79 field goals, just one shy of the NCAA record held by Jeff Jaeger (University of Washington).
- Selected by the Broncos in the third round (70th overall) of the 1993 NFL Draft.

CAREER TRANSACTIONS: Signed by Denver as a draft choice 7/12/93.



2005: Elam continued to establish himself as one of the premier kickers in the league as he connected on 24-of-32 field goals (.750) and 43-of-44 extra points to total 115 points that ranked fifth in the AFC and ninth in the NFL among kickers. It was his 13th career 100-point season, a total that is the third highest in NFL history behind the 14 such seasons posted by Morten Andersen and Gary Anderson. In addition, Elam became the first player in NFL history to have 13 consecutive 100-point seasons. He also surpassed the 1,500-point plateau faster than any player in league history, doing so in just 197 games. Elam scored at least three points in every game in 2005 to extend his scoring streak to 204 games (every game of his career) for the second-longest such streak in league history. With his performance vs. N.E. (1/14) in an AFC Divisional Playoff Game, he became the franchise postseason leader in field goals (15) and points (84). Elam converted both field goals (50 and 34 yds.) and all three extra points against the Patriots to help end their NFL-record 10-game post-season winning streak. His 50-yard field goal in the second quarter against New England was his second-longest postseason field goal. In becoming Denver's all-time postseason leader in points and field goals against the Patriots, Elam moved ahead of Terrell Davis (74) and Rich Karlis (12) in those respective categories. In the AFC Championship Game vs. Pit. (1/22), he connected on both extra-point attempts and a 23-yard field goal. He opened the season connecting on his lone field goal attempt (28 yds.) and a PAT at Mia. (9/11). Elam converted both extra-point attempts and connected on field goals of 45 and 41 yards in the home opener vs. S.D. (9/18). The 41-yarder came with five seconds remaining in regulation and gave the Broncos a 20-17 win, marking the 18th game-winning field goal of his career. Elam connected on 3-of-4 field goals (30,

ELAM AMONG THE LEADERS

NFL'S MOST ACCURATE KICKERS INSIDE 40 YARDS SINCE 1993

(ACTIVE PLAYERS; MIN. 130 ATTEMPTS)

| Player | Team(s) | FG/FGA | Pct. |
|--------------------|---------------------|---------|------|
| 1. Jason Hanson | Detroit | 202/211 | .957 |
| 2. Matt Stover | Baltimore/Cleveland | 232/244 | .951 |
| 3. John Kasay | Carolina/Seattle | 178/188 | .947 |
| 4. Mike Vanderjagt | Indianapolis | 138/146 | .945 |
| 5. Jason Elam | Denver | 223/239 | .933 |

ELAM AMONG THE LEADERS

MOST POINTS SCORED, 1993-2005

| Player | Team(s) | Points |
|------------------|--------------------------|--------|
| 1. Jason Elam | Denver | 1,557 |
| 2. Matt Stover | Baltimore/Cleveland | 1,421 |
| 3. John Carney | New Orleans/San Diego | 1,337 |
| 4. Jason Hanson | Detroit | 1,327 |
| 5. Gary Anderson | Ten./Min./S.F./Phi./Pit. | 1,311 |

MOST FIELD GOALS MADE, 1993-2005

| Player | Team(s) | FGs |
|------------------|--------------------------|-----|
| 1. Matt Stover | Baltimore/Cleveland | 343 |
| 2. Jason Elam | Denver | 341 |
| 3. John Carney | New Orleans/San Diego | 324 |
| 4. Jason Hanson | Detroit | 306 |
| 5. Gary Anderson | Ten./Min./S.F./Phi./Pit. | 281 |

51 and 25 yds.) on *Monday Night Football* vs. K.C. (9/26). Playing against the Chiefs, he tied Tom Jackson (191) for second place on Denver's all-time career games played list. At Jac. (10/2), Elam converted 2-of-4 field-goal attempts and had one blocked. He overtook Pat Leahy (1,470) for 12th place on the NFL's all-time career points scored list in the game against the Jaguars. He hit all three PATs as his lone attempts in a win vs. Was. (10/9), becoming the 16th player in league history to total 500 career extra-point conversions. At NYG (10/23), Elam hit from 49, 42 and 27 yards before missing from 49 yards in swirling 17 mph winds at Giants Stadium. He set career highs in PAT attempts and conversions in a game by connecting on all seven extra-point attempts vs. Phi. (10/30). At Oak. (11/13), he reached the 1,500-point plateau faster than any player in league history as he eclipsed the milestone with an extra point in the second quarter against the Raiders in his 197th career game. He made field goals of 26 and 47 yards and connected on all three PATs despite suffering a strained left calf muscle during warmups before the game vs. NYJ (11/20). The muscle strain caused Elam to change his kicking motion to a run into the ball, a motion he used for the remainder of the season. He overtook Jim Breech (517) and Fred Cox (519) to move into sole possession of 14th place on the NFL's all-time extra points made list in the game against the Jets. He also overtook Chris Bahr (519) for 16th place on the NFL's all-time extra points attempted list against the Jets. On Thanksgiving Day at Dal. (11/24), Elam connected on his only field-goal attempt (24 yds.) in overtime as well as all three extra-point attempts. The overtime field goal was the 19th game-winning field goal of his career. Elam played his 200th career game and converted all three PATs and both field goal attempts (22 and 40 yds.) at K.C. (12/4). He connected on field goals of 47 and 48 yards but missed an extra point vs. Bal. (12/11) in passing Steve Christie (336) for 10th place on the league's all-time list of field goals made. Before missing the extra point against the Ravens, the last PAT Elam missed in a regular season game was when he hit the left upright vs. Ind. (11/24/02). The following week at Buf. (12/17), Elam connected on all four extra-point attempts to become the first player in NFL history to record at least 100 points in each of his first 13 seasons. He also kicked off 54 yards to start the game. He converted 3-of-4 field goals (29, 33 and 34 yds.) vs. Oak. (12/24) and missed wide right on a 52-yarder. During the game against the Raiders, Elam became only the fourth player in NFL history to register 200 or more career points against multiple teams (Raiders and Chargers), joining Morten Andersen, George Blanda and Lou Groza. He also passed Pat Leahy (426) for 16th place on the league's all-time list of field goals made and tied Matt Bahr (534) for 15th place on the league's all-time list of successful extra points in Denver's win against the Raiders.

2004: Elam was a model of consistency in 16 regular-season games, connecting on 29-of-34 field-goal attempts (85.3%) with a long of 52 yards. He accounted for 129 of Denver's 381 points in 2004 (87 pts. on field goals, 42 on extra points) for his 12th consecutive 100-point season (the longest streak in NFL history) and ranked second in scoring among NFL kickers in 2004. The AFC Special Teams Player of the Week for Wk. 4 (at T.B. 10/3), his 29 field goals tied for the second most in the NFL. With at least one point in each 2004 contest, Elam has scored in every game of his career (188), which is second-longest streak in NFL history (behind Morten Andersen). He also notched his 300th career field goal in 2004 (vs. Car. 10/10), becoming the fastest kicker in NFL history to reach that mark and one of only 16 kickers with 300 or more field goals. Additionally, he increased his career game-winning or game-tying kick total to 17 with three in 2004 (vs. K.C. 9/12, at T.B. 10/3 and vs. Mia. 12/12). Elam made a 33-yard field goal and all three of his extra-point attempts at Ind. (1/9) in Denver's AFC Wild Card Game. He handled kickoff duties in the opening half of the Colts' game and was unsuccessful on an onside-kick attempt in the second quarter. Elam had a strong opening to the 2004 season vs. K.C. (9/12) by connecting on 43 and 45-yard field goals and all four extra points. He scored 10 points against the Chiefs, which tied for the top mark in the NFL for the opening weekend. His 45-yarder with 13:26 remaining in the fourth quarter against the Chiefs broke a 24-24 tie and proved to be the eventual game win-

ELAM TIES ONE OF FOOTBALL'S LONGEST-STANDING RECORDS

On Oct. 25, 1998, Jason Elam tied a 28-year-old NFL record by kicking a 63-yard field goal against the Jacksonville Jaguars at the end of the first half. He matched Tom Dempsey's record set Nov. 8, 1970, as a member of the New Orleans Saints against Detroit (a game-winner):

LONGEST FIELD GOALS IN NFL HISTORY

| Player | Team | Opponent (Date) | Distance |
|--------------------|-------------|-----------------------------|----------|
| 1. Jason Elam | Denver | vs. Jacksonville (10/25/98) | 63 |
| Tom Dempsey | New Orleans | vs. Detroit (11/8/70) | 63 |
| 3. Morten Andersen | New Orleans | vs. Chicago (10/27/91) | 60 |
| Steve Cox | Cleveland | at Cincinnati (10/21/84) | 60 |

ELAM ETCHES NAME IN SUPER BOWL RECORD BOOK

Jason Elam's second-quarter 51-yard field goal in Super Bowl XXXII vs. Green Bay not only gave Denver a 17-7 lead but was the second-longest field goal in Super Bowl history, trailing only a 54-yarder by Buffalo's Steve Christie in Super Bowl XXVIII:

LONGEST FIELD GOALS IN SUPER BOWL HISTORY

| Player | Team | Opponent (Date) | Distance |
|----------------------|---------------|--------------------------------|-----------|
| 1. Steve Christie | Buffalo | vs. Dallas (1/30/94) | 54 |
| 2. Jason Elam | Denver | vs. Green Bay (1/25/98) | 51 |
| 3. John Kasay | Carolina | vs. New England (2/1/04) | 50 |
| Jeff Wilkins | St. Louis | vs. New England (2/3/02) | 50 |

ner and his 15th career game-winning or game-tying kick. Elam helped Denver overcome a stingy defense at T.B. (10/3) by hitting 3-of-3 field goals that day to earn AFC Special Teams Player of the Week honors for the fourth time in his career. In addition to making a 50-yard field goal against the Buccaneers in the second quarter and added a clutch fourth-quarter 23-yarder to secure the win that marked his 16th career game-winning or game-tying field goal. With two field goals (32 and 33 yards) in the first quarter vs. Car. (10/10), Elam notched his 300th career field goal faster than any kicker in NFL history to stand as one of only 16 players in league history with 300 field goals. He moved into a tie for 18th place (Fred Cox) on the NFL's all-time scoring list with a 33-yard field goal and four extra points at Oak. (10/17). At Cin. (10/25) on *Monday Night Football*, he moved past Fred Cox for 18th place all-time on the NFL's scoring list with a 29-yard field goal and an extra point. He drilled a 52-yard kick in the first quarter vs. Hou. (11/7), which marked his second conversion of longer than 50 yards on the year and his longest field goal all season. In snowy conditions vs. Oak. (11/28), he made 1-of-2 field goals. He connected on a 32-yard attempt in the second quarter against the Raiders, but a potential game-tying 43-yard field goal with less than a minute remaining in the fourth quarter was blocked, marking the first time since Nov. 5, 2001, at Oakland that one of his attempts had been blocked. Elam drilled a 50-yard field goal vs. Mia. (12/12) in the fourth quarter that proved to be the game winner to mark his 17th career game-winning or tying field goal in the fourth quarter and his third on the year. With a 27-yard field goal and two extra points at K.C. (12/19), he went above the 100-point mark for the 12th consecutive season for the longest such streak in NFL history. Including his 2004 numbers, he ranks third all-time in 100-point seasons. During Denver's visit to Kansas City, he kicked off for the first time in 2004 on an unsuccessful onside kick attempt late in the game. Elam took over sole possession of second place on the NFL's all-time consecutive scoring streak (187 games with at least one point) at Ten. (12/25), making 3-of-4 field goals and all four extra points against the Titans while passing Matt Bahr for 15th place on the NFL's all-time scoring list. In the regular-season finale vs. Ind. (1/2), he moved into 14th place on the NFL's all-time scoring list, helping Denver clinch a playoff spot by connecting on 4-of-4 field goals.

2003: Elam played all 16 regular-season games and converted 27-of-31 field goal attempts (87.1%) and all 39 extra-point attempts to account for 120 points, third most in the AFC (4th in NFL) among kickers. He finished the season ranked 19th on the NFL's all-time scoring list with 1,313 points after passing Jim Breech (1,246) vs. Pit. (10/12) and earned one AFC Special Teams Player of the Week honor (vs. Cle. 12/14) while tying for third in the AFC (5th in NFL) in field goals converted. He concluded the year trailing Baltimore's Matt Stover (1,362) by 49 points for 18th place on the league's scoring list. Elam made a 49-yard field goal but had a 46-yard attempt blocked in the third quarter of the Broncos' AFC Wild Card Game at Ind. (1/4). In the season opener at Cin. (9/7), he made all three field-goal attempts (51, 27, 39) and totaled 12 points to eclipse the 1,200-point plateau (1,205), doing so in fewer games than any player in NFL history (157 games). At K.C. (10/5), Elam connected on 3-of-4 field-goal attempts (48, 29, 21), missing a 53-yard try. The 53-yard attempt was his first miss of the year and ended his streak of 16 consecutive field goals made, which was the second-longest streak in franchise history, behind his own streak of 19 in 1997-98. A week later vs. Pit. (10/12), Elam made his first game-winning field goal of the season when he connected on a 47-yarder as time expired. With the field goal, he surpassed Jim Breech and moved into 19th place on the NFL's all-time scoring list with 1,249. After missing a 44-yard attempt vs. N.E. (11/3), he nailed a 43-yarder later in the game against the Patriots. He suffered an injury to his groin warming up on the sidelines before the second attempt and felt more pain on that kick as he did not return to the game after that point. After the Broncos' bye week, Elam converted 2-of-3 field goals (42, 22; missed from 29) and all four extra-point attempts vs. S.D. (11/16) despite being hampered by a strained groin. Punter Micah Knorr replaced Elam for the Broncos' final field-goal attempt of the game and converted from 27 yards. Elam did not attempt a field goal at Oak. (11/30), ending a franchise-record streak of 16 games converting a field goal. He connected on a 47-yard field goal and tied a career high with six extra-point conversions vs. K.C. (12/7). He added three field goals, including a 51-yarder, vs. Cle. (12/14) and became the fastest player in NFL history to reach 1,300 points (170 games) and the first player in NFL history to score more than 100 in each of his first 11 seasons. Elam's final two field goals came in the fourth quarter and overtime, giving him his 14th game-winning or game-saving field goal of his career and earning him AFC Special Teams Player of the Week honors. It marked the first time in Elam's career that he made field goals to send a game to overtime and then win the game in overtime. The overtime field goal was his sixth career "walk-off" field goal (4 OT, 2 at the end of regulation).

ELAM FIRST IN CAREER PAT PERCENTAGE

NFL'S CAREER LEADERS IN PAT PERCENTAGE

| Player | Team(s) | XPM/XPA | Pct. | Years Played |
|----------------------|---------------------|----------------|-------------|------------------|
| 1. Jason Elam | Denver | 534/537 | .994 | 1993-2005 |
| 2. Tommy Davis | San Francisco | 348/350 | .994 | 1959-1969 |
| 3. Mike Vanderjagt | Indianapolis | 344/346 | .994 | 1998-2005 |
| 4. Matt Stover | Baltimore/Cleveland | 454/457 | .993 | 1991-2005 |
| 5. Jeff Wilkins | Stl./S.F./Phi. | 435/438 | .993 | 1994-2005 |

2002: Elam played all 16 games and converted 26-of-36 field-goal attempts (72.2%) and 42-of-43 (97.7%) extra-point attempts to account for a team-leading 120 points, marking his 10th consecutive season with 100 or more points. He also made one special-teams tackle. Elam ranked second in the AFC in scoring by kickers (7th in NFL); third in total scoring (8th in NFL); tied for second (7-7th in NFL) in field goals (26); tied for third (T-5th in NFL) in extra points (42); and his 55-yard field goal vs. Mia. (10/13) was the second longest in the NFL in 2002. One of Elam's few misses on the year, from 57 yards at Bal. (9/30), was returned 107 yards for a touchdown by Ravens cornerback Chris McAlister as time expired in the first half to mark the longest play in NFL history. Elam scored six points vs. S.D. (10/6) to reach the 1,100-point mark for his career in his 145th game, making him the second fastest to reach that plateau in NFL history behind former Boston Patriots kicker Gino Cappelletti (140 gms.). Elam tied his career high with five field goals (on five attempts) vs. Mia. (10/13), including a 55-yard kick with 45 seconds remaining in the game that temporarily gave the Broncos a 22-21 lead. He also tied a career high by scoring 16 points in the Miami contest, and it marked the first time he converted five field goals on five attempts (his two other five field-goal games came on six attempts). The Miami game also marked the first time in Elam's career that he converted two field goals of 50 or more yards in the same game, and his 55-yarder in the fourth quarter tied for the third longest of his career. Elam made all three field-goal attempts at K.C. (10/20), including the game-winner from 25 yards in overtime. It was his 11th career game-winning or game-saving field goal and his third in an overtime situation. He converted 30 consecutive field-goal attempts of 42 yards or closer, stretching back to 2001, before missing a 39-yard attempt at N.E. (10/27). Elam, who owns the NFL record for consecutive extra points (371), saw the streak end vs. Ind. (11/24). At S.D. (12/1), he converted 1-of-2 field goal attempts from 50+ yards, making a 54-yarder in the first quarter before missing an attempt from 53 yards in overtime. In the season finale vs. Ari. (12/29), Elam converted all three field-goal attempts and all four extra points to account for 13 points. Among his three field goals was a 54-yarder in the second quarter to raise his total to 4-of-6 (67%) from 50 yards and beyond on the year.

2001: Elam—voted to his third Pro Bowl; named the NFL's 2001 Special Teams Player of the Year by the NFL Alumni; voted second-team All-NFL by the Associated Press, *College & Pro Football Newsweekly* and *Football News*; tabbed All-AFC by *Pro Football Weekly* and *Football News*—turned in the most consistent and productive season of his nine-year career, leading the NFL in field goals with a franchise-record-tying 31 while also tying for third in the league with 124 points. The AFC's Special Teams Player of the Month for November, Elam converted a franchise-record 86.1 percent of his field goals (31-of-36) and all 31 extra-point attempts to extend his NFL record for consecutive extra points to 344. Including his numbers from 2001, Elam has topped the 100-point mark in each of his nine pro seasons. Elam made 1-of-2 field goal attempts in the season opener vs. NYG (9/10) and converted all four extra-point attempts. He connected from 37 yards after missing by just inches to the left on a 65-yard attempt that would have broken the NFL record (63 yds.) he shares with Tom Dempsey. The attempt was the second longest of Elam's career (66-yard attempt vs. Sea., 12/10/95). He was perfect on three field-goal attempts (35, 31 and 49 yds.) at Ari. (9/23) and all three extra-point attempts for a then season-high 12 points. He was 2-for-2 on field goals vs. K.C. (10/7), hitting from 48 and 24 yards while continuing his perfect extra-point streak with two conversions. At Sea. (10/14), he made 3-of-3 extra-point attempts but did not attempt a field goal. Elam drilled his first 50-yard field goal of the season vs. N.E. (10/28) and converted all four point-after attempts in Denver's 31-20 win. Elam enjoyed a record-setting night at Oak. (11/5), hitting two field goals, including a 39-yarder that gave him his 1,000th career point to make him the 30th NFL player to reach that plateau as well as extend his franchise scoring record. He reached the milestone the fastest among all kickers on the list. The kick also accounted for the 20,000th point scored in the history of *Monday Night Football*. Elam finished the night hitting another field goal from 21 yards but had one blocked from 48. It was the only game of the season in which Elam did not attempt an extra point as the Broncos attempted a two-point conversion after each of their three touchdowns. Elam scored 14 points vs. S.D. (11/11) on the strength of a season-high four field goals, hitting from 25, 29, 26 and 33. He also registered his first special-teams tackle of the season against the Chargers. For the second time in three games, Elam scored a season-high 14 points at Dal. (11/22), hitting four field goals (from 24, 50, 46 and 28) and both extra-point opportunities. His successful 50-yarder made him 2-for-2 on field-goal attempts of 50 yards or longer in 2001. Elam was named AFC Special Teams Player of the Month for November when he led all NFL kickers with 38 points and 11 field goals as the Broncos went 2-2. He converted 11-of-12 field-goal attempts (91.7%) during the month, including two from beyond 45 yards. Elam broke a string of 13 field goals without a miss at K.C. (12/16) but still hit 3-of-4, including a 49-yarder with 1:13 remaining in regulation to send the game to overtime. Though the Broncos lost in overtime, it marked the 10th time in his career he had kicked a game-saving or game-winning field goal in regulation or overtime and the second time he had sent a game to

OT (vs. Oak. 11/22/99; Den. won in OT). Elam was perfect vs. Oak (12/30), connecting on three field goals (27, 25 and 42) and hitting both extra points to account for 11 of the Broncos' 23 points. Elam tied his career single-season high with his 31st field goal of the year in the season finale at Ind. (1/6), matching his mark from 1995. He had a chance to break his record but was wide left from 54 yards making him 2-for-3 from 50-59 yards on the season.

2000: Elam was 18-of-24 (75%) on field-goal attempts and 49-of-49 on extra-point attempts to account for 103 points on the season, 10th most in the AFC, despite missing three games. His 49 extra points were the most in the NFL and ranked second in franchise history behind his 58 in 1998. Elam successfully converted his only kick of the day in an AFC Wild Card Game at Bal. (12/31), making a 31-yard field goal in the second quarter. With his 51-yard field goal vs. Atl. (9/10), Elam improved to 23-of-37 (62.1%) from attempts 50 yards and beyond in his career (22-for-34, 64.7% from 50-59 and 1-for-3, 33.3% from 60+). Elam suffered fractures of two transverse process bones in his lower back (L2, L3 vertebrae) on a kickoff return just before halftime of the Falcons' game and missed three games (at Oak. 9/17; vs. K.C. 9/24 and vs. N.E. 10/1). He began kicking again after the K.C. game and returned to game action at S.D. (10/8), converting all three extra-point attempts. He experienced soreness in his back in the San Diego game and was still affected by it a week later vs. Cle. (10/15) when he was relieved of his kickoff duties. Elam still handled place-kicking chores and accounted for 14 of Denver's 44 points against the Browns by going 3-for-4 on field goals and 5-for-5 on PATs. With his three PAT attempts at NYJ (11/5), Elam passed Jim Turner (304) for most PAT attempts in franchise history. His game-winning 41-yard field goal vs. Oak. (11/13) marked the ninth time in his career he converted a game-winning or game-saving field goal in the fourth quarter or overtime. It was the first time in his career Elam kicked the winning field goal as time expired. He became the first Bronco to make 200 field goals in a career with his successful boot from 26 yards vs. S.D. (11/19). Elam's five extra points at N.O. (12/3) gave him an NFL record for consecutive extra points, breaking Norm Johnson's standard of 301 (Elam finished the season having made 313 consecutive PATs).

ELAM'S 19 GAME-WINNING OR GAME-SAVING FIELD GOALS

Oct. 23, 1994: 54-yard FG with 10:02 remaining in the fourth quarter put Denver up 17-15. He added a 25-yarder with 4:07 left to help Denver to a 20-15 victory at San Diego.

Dec. 4, 1994: Booted a 34-yard FG with 2:48 remaining in overtime to give Denver a 20-17 victory at Kansas City.

Nov. 19, 1995: Kicked a 32-yard FG with :02 left to give Denver a 30-27 win over San Diego.

Dec. 24, 1995: Kicked a 37-yard FG with :48 remaining to give Denver a 31-28 victory at Oakland, knocking the Raiders out of the playoffs and enabling the Broncos to finish with a non-losing record (8-8).

Oct. 26, 1997: Kicked a 33-yard FG with 1:56 remaining in overtime to give Denver a 23-20 victory at Buffalo in one of the longest weekends of the franchise's history, as the team had to overcome a blizzard in Denver that almost prevented them from leaving town and a 20-0 fourth-quarter flurry by the Bills.

Nov. 22, 1997: Kicked a 22-yard FG with 7:28 remaining to give the Broncos a 30-27 victory over the Seattle Seahawks.

Oct. 10, 1999: Kicked a 26-yard FG with 10:18 remaining to give the Broncos a 16-13 victory over the Raiders in Oakland.

Nov. 22, 1999: Kicked a 53-yard FG with 0:07 remaining, in freezing, snowy weather, to tie the Raiders in a *Monday Night Football* game at Mile High Stadium, forcing overtime. The Broncos won in the extra period.

Nov. 13, 2000: Kicked a 41-yard FG as time expired to give Denver a 27-24 win over Oakland in the final *Monday Night Football* game at Mile High Stadium.

Dec. 16, 2001: Kicked a 49-yard FG with 1:13 remaining in regulation to tie Denver with Kansas City at Arrowhead Stadium. The Broncos lost in overtime.

Oct. 20, 2002: Kicked a 25-yard FG with 12:03 remaining in overtime to give Denver a 37-34 win over Kansas City at Arrowhead Stadium.

Dec. 1, 2002: Kicked a 24-yard FG with 1:39 remaining in regulation to tie Denver with San Diego (27-27) at Qualcomm Stadium. The Broncos lost in overtime.

Oct. 12, 2003: Kicked a 47-yard FG as time expired to give Denver a 17-14 home victory against Pittsburgh.

Dec. 14, 2003: Kicked a 25-yard FG in overtime giving the Broncos a 23-20 win over Cleveland at INVESCO Field at Mile High. He also kicked a 36-yard field goal with 0:06 left in regulation to tie the score at 20 and force overtime.

Sept. 12, 2004: Kicked a 45-yard FG with 13:21 remaining in regulation to give Denver a 27-24 lead over the Chiefs at INVESCO Field at Mile High. Denver added a touchdown later in the fourth quarter for a 34-24 win.

Oct. 3, 2004: Kicked a 23-yard FG with 9:03 remaining in regulation to break a 13-13 tie against Tampa Bay and propel Denver to a 16-13 win at Raymond James Stadium.

Dec. 12, 2004: Kicked a 50-yard FG with 2:50 remaining in regulation to break a 17-17 tie against Miami and give Denver a 20-17 win at INVESCO Field at Mile High.

Sept. 18, 2005: Kicked a 41-yard FG with 0:05 remaining in regulation to break a 17-17 tie against San Diego and propel Denver to a 20-17 win at INVESCO Field at Mile High.

Nov. 24, 2005: Kicked a 24-yard FG with 13:39 remaining in overtime to give Denver a 24-21 win over Dallas at Texas Stadium on Thanksgiving Day.

LONGEST PAT STREAK IN NFL HISTORY

Jason Elam broke Norm Johnson's NFL record of 301 consecutive point-after attempts when he went 5-for-5 at New Orleans, Dec. 3, 2000. His streak of 371 ended in 2002 vs. Indianapolis (11/24/02). Below is a look at the top three PAT streaks in NFL history:

MOST CONSECUTIVE POINT-AFTER-TOUCHDOWN CONVERSIONS, NFL HISTORY

| Player | Team(s) | PATs | Dates |
|-----------------|------------------------------------|------|-----------|
| 1. Jason Elam | Denver | 371 | 1993-2002 |
| 2. Norm Johnson | Phi./Pit./Atl. | 301 | 1991-99 |
| 3. Eddie Murray | Det./K.C./T.B./Dal./Phi./Was./Min. | 251 | 1988-2000 |

1999: Elam converted all 29 extra-point attempts and was 29-of-36 (80.6%) on field-goal attempts to account for 116 points on the season (T-5th in AFC/T-6th in NFL). He scored in all 16 games to run his career streak to 111 games, the longest in franchise history up to that point and also made two tackles on special teams. The AFC's Special Teams Player of the Week for his performance at S.D. (11/7), Elam tied for sixth in the NFL in field goals (29). With his seven points vs. NYJ (10/3), he eclipsed Jim Turner (742 points; 1971-79) to become the all-time leading scorer in Broncos history. Elam's 26-yard field goal with 10:18 to play at Oak. (10/10) was the seventh game-winning field goal of his career, lifting Denver to a 16-13 win. Elam was 5-of-7 on field-goal attempts between 50 and 59 yards in 1999 to improve his career percentage from that range to 63.7 percent (21-33). He was successful from 50 yards at K.C. (9/19), 51 yards vs. NYJ (10/3), 55 yards at S.D. (11/7), 53 yards vs. Oak. (11/22) and 50 vs. S.D. (1/2) while missing from 53 vs. G.B. (10/17) and 59 at N.E. (10/24). The 55-yarder at San Diego was the third longest of his career and the longest since his NFL record-tying 63-yarder vs. Jacksonville the year before (10/25/98). The effort earned Elam AFC Special Teams Player of the Week honors for Week 9 as he made four field goals and scored 15 points in the game, his highest single-game totals for both categories since setting career highs with five field goals and 16 points at K.C. on 11/16/97. Elam matched the four field-goal effort vs. Oak. (11/22) on *Monday Night Football* with one of the most pressure-filled conversions of his career from 53 yards out with 7 seconds remaining to tie the score at 21 and send the game to overtime. It proved to be the eighth game-winning or game-saving field goal of his career as the Broncos went on to win 27-21 with Elam converting from 24, 30, 38 and 53 yards on a cold (26 degrees), snowy night. Already the franchise record-holder for career field goals (184), Elam became the leader in field-goal attempts (previously Turner, 233) and extra points made (Turner, 283) vs. Sea. (12/19) and finished the season with 237 and 288, respectively.

1998: Elam turned in the finest all-around performance of his six-year NFL career as he was selected to his second Pro Bowl, named second-team All-NFL by the Associated Press and *College & Pro Football Newsweekly* and All-AFC by *Pro Football Weekly* and *Football News*. He carved out his place in NFL history Oct. 25 vs. Jacksonville when he tied the pro football record for the longest field goal in history, clearing the crossbar from 63 yards away as time expired in the first half to match the 28-year-old standard set by New Orleans' Tom Dempsey (vs. Det. 11/8/70). The kick shattered the previous club record of 57 yards by Fred Steinfort (vs. Was., 10/13/80) and the previous Mile High Stadium record of 58 yards by Cleveland's Steve Cox (12/4/83), earning Elam AFC Special Teams Player of the Week and Miller Lite NFL Player of the Week honors for the first time in his career. It was the fourth field goal of 60-or-more yards in NFL history with Cox (60 yds. vs. Cin., 10/21/84) and Morten Andersen (N.O., 60 yds. vs. Chi., 10/27/91) joining Elam and Dempsey in the 60+ club. Elam enjoyed his finest season statistically in 1998, converting 23-of-27 field goal attempts for a career-best and franchise-record percentage of 85.2. He also made all 58 extra-point attempts for 127 total points while also making one tackle on a kickoff return. Elam tied for third in the AFC (T-5th in NFL) in scoring by kickers, and his 58 extra-point conversions ranked second in the NFL while also representing a team record for a single season (previous: 46 by Elam, 1996, '97). Elam made 6-of-8 field-goal attempts and all 11 extra-point attempts for a team-leading 29 points in three postseason contests to move into second place in all-time postseason scoring by a Bronco. He also moved into the club postseason lead in extra-point attempts (30) and second place in field goals made (9) and attempted (11). He made his only field-goal attempt (32 yards) and all five extra-point attempts to account for eight points in an AFC Divisional Playoff Game vs. Mia. (1/9). That effort, however, was overshadowed by what he did a week later in the AFC Championship Game vs. NYJ (1/17), tying a franchise record with three field goals (also accomplished by David Treadwell, vs. Cle. 1/14/90 and Rich Karlis, at Cle. 1/11/87) and drilling both extra-point attempts for 11 points on the day. Elam's 48-yarder tied for the third longest in franchise playoff history, matching Rich Karlis' vs. the N.Y. Giants in Super Bowl XXI (1/25/87). Elam had a busy day in Super Bowl XXXIII vs. Atl. (1/31), converting 2-of-4 field goal attempts and all four extra points for 10 points in the Broncos' 34-19 win. He was successful from 26 and 37 yards in the second and fourth quarters, respectively, and missed from 38 and 48 yards in the third quarter to mark the first two post-season misses of his career. During the regular season, he was 3-for-4 on kicks of 50 yards or longer with his successful boot from 53 yards in Week 1 vs. N.E. (9/7), his NFL-record-tying 63-yarder vs. Jacksonville, his 52-yarder at Mia. (12/21) and his miss from 55 yards vs. Sea. (12/27). The 53-yarder had been Elam's longest field goal since converting from the same distance in the 1997 season-opener vs. K.C. (8/31/97). Versus Dallas (9/13), he tied a franchise record that he already shared with four other players by converting six point-after attempts. A week later at Oak. (9/20), his two field goals moved him past Rich Karlis (137) for second place on Denver's all-time field goal list, and he became the Broncos' all-time field goal leader at S.D. (11/29) with his

ELAM THIRD IN CAREER 100-POINT SEASONS

By scoring 115 points in 2005, Jason Elam moved within one 100-point season of tying the NFL's all-time leaders in 100-point seasons. He trails Morten Andersen and Gary Anderson, each with 14.

NFL'S CAREER LEADERS IN 100-POINT SEASONS

| Player | Team(s) | 100-pt Seasons | Years Played |
|-------------------|---------------------------|----------------|--------------|
| 1. Gary Anderson | Ten./Min./S.F./Phi./Pit. | 14 | 1982-2004 |
| Morten Andersen | K.C./N.O./Atl./NYG | 14 | 1982-2004 |
| 3. Jason Elam | Denver | 13 | 1993-2005 |
| 4. Nick Lowery | New York Jets/Kansas City | 11 | 1980-1996 |
| 5. Adam Vinatieri | New England | 10 | 1996-2005 |

152nd (Jim Turner, 151), a 34-yard conversion in the fourth quarter. Elam's 13 points vs. Jac. (10/25) moved him past Karlis (655) for second on the all-time franchise scoring list, and he finished the year with 730 points. He strained his right hamstring in the second quarter vs. Phi. (10/4) and was unable to play in the second half. Elam practiced sparingly the following week but was able to play at Sea. (10/11), converting all three extra-point attempts. Elam set a franchise record for consecutive field goals made at K.C. (11/16) on *Monday Night Football*, converting his 14th in a row to top Rich Karlis' previous standard of 13 (1984-85), and he ran his streak to 19 consecutive before having a 37-yard attempt blocked vs. K.C. (12/6). His four extra points at S.D. (11/29) pushed his total to 47, besting his own previous franchise record of 46 achieved in 1996 and '97.

1997: Elam converted 26-of-36 field-goal attempts (72.2%), including three from beyond 50 yards (50, 51 and 53), and tied his own franchise record (1996) for extra points in a season by going a perfect 46-of-46 in that department. His 124 total points on the season ranked second in the AFC (4th in NFL), and his 46 extra points led the AFC (2nd in NFL). Elam's three field goals from beyond 50 yards in 1997 gave him 14 for his career (23 attempts) and a 60.9 percentage from that range. He also made one special-teams tackle on the year. In the postseason, Elam was perfect, converting all 15 extra-point attempts and both field goal attempts of 43 and 51 yards. His 51-yard field goal in Super Bowl XXXII vs. G.B. (1/25) was the second longest in Super Bowl history (54 yds., Steve Christie, Buf., SB XXVIII) as well as the longest in Broncos postseason history, and his 6-for-6 output on extra-point attempts vs. Jac. (12/27) in an AFC Wild Card Game also set a Broncos postseason record, topping the previous mark (5-of-5) held by Rich Karlis (vs. Cle., 1/17/88). Elam passed the 500-point plateau with his final extra-point attempt at Sea. (9/7), becoming only the third Bronco in history to do so and the fastest in terms of games played (66). He had a streak of three consecutive games with a field goal of 50+ yards snapped vs. Stl. (9/14), a streak that dated back to the 1996 season finale when he converted a 51-yarder at S.D. (12/22/96). In doing so, Elam became just the fourth kicker since the 1970 AFL-NFL merger to connect on field goals of 50 or more yards in three consecutive games. The others were Horst Muhlmann (1970), Tom Dempsey (1971) and Chris Bahr (1981). Elam was inactive vs. N.E. (10/6) because of groin and hip flexor injuries to his right leg suffered the previous week at Atl. (9/28). He missed most of that game after sustaining the injury on the kickoff following the Broncos' first touchdown. The New England game was the first missed by Elam in his five-year NFL career. With his first extra point at Oak. (10/19), Elam set a Broncos record for consecutive games scoring at least one point (70), surpassing Rich Karlis' team record set from 1984-88. He kicked the game-winning 33-yard field goal in overtime at Buf. (10/26), the second time in his career that Elam had won a game for the Broncos in overtime. The first was at K.C. (12/4/94). Elam tied his own franchise record with five field goals at K.C. (11/16), matching the standard achieved previously by himself (vs. Buf., 9/3/95), Rich Karlis (vs. Sea. 11/20/83) and Gene Mingo (vs. S.D., 10/6/63). In that game, he also tied his career high for field goal attempts in a game (6).

1996: Elam converted 21-of-28 field goal attempts (75.0%) and all 46 extra-point attempts to lead the Broncos with 109 points. Elam's 109 points figured eighth among AFC kickers and made him the first player in Broncos history to achieve four seasons with 100 or more points, having done so in each of his four professional seasons. He also was credited with one special-teams tackle on the season. In Denver's AFC Divisional Playoff Game vs. Jac. (1/4), he did not attempt a field goal and was 1-for-2 on point-after attempts, having his first try of the day blocked by the Jaguars' Clyde Simmons. A hip flexor injury, suffered when he was hit in the leg while following through on a kick at Sea. (9/8), hindered his performance during the middle of the season, but he still finished the year with impressive totals. Elam converted three field goals in a game on two separate occasions, doing so at Sea. (9/8) in a 30-20 Denver victory and at Oak. (11/4) in Denver's 22-21 *Monday Night Football* win over the Raiders, its third of four consecutive wins over its arch-rival. Elam also tied the team record for most extra points in a game with six vs. Bal. (10/20) in a 45-34 Broncos win. He connected on his only 50-yard field goal of the 1996 season at S.D. (12/22) in the regular-season finale.

1995: Elam finished tied for third in the NFL in scoring (T-2nd among kickers) with 132 points and tied for second in field goals made with 31 as he was voted to his first Pro Bowl appearance. The 132 points marked the second most by a Bronco in a single season, and the 31 field goals broke Elam's own record of 30 set in 1994. On the season, he was 31-for-38 (81.6%) on field-goal attempts and 39-for-39 on extra-point attempts. His breakthrough season also included second-team All-Pro honors from both the Associated Press and *College & Pro Football Newsweekly* as well as All-AFC honors from *Pro Football Weekly*. He also punted once for 17 yards and contributed two special-teams tackles. Elam set the tone for his stellar season in the opener vs. Buf. (9/3), tying a Broncos single-game record with five successful field goals in six attempts (22, 52, 20, 38, 37; missed from 38). Elam was 5-of-7 (71.4%) on field-goal attempts of 50 yards or longer—including one missed attempt

KICKERS WITH FIELD GOALS OF 50 OR MORE YARDS IN THREE CONSECUTIVE GAMES

| Kicker | Team | Year(s) | Dates | Distances |
|---------------|--------------|---------|-----------------------------|------------|
| Horst Muhlman | Cincinnati | 1970 | Oct. 4-Oct. 18 | 51, 50, 50 |
| Tom Dempsey | Philadelphia | 1971 | Dec. 5-Dec. 19 | 52, 54, 50 |
| Chris Bahr | L.A. Raiders | 1981 | Oct. 18-Nov. 1 | 51, 51, 51 |
| Jason Elam | Denver | 1996-97 | Dec. 22, 1996-Sept. 7, 1997 | 51, 53, 51 |

of 66 yards vs. Sea. (12/10)—to improve his career numbers from that distance to 10-of-16 (62.5%). His 66-yard attempt was the second-longest kick ever attempted by a Bronco, trailing only the 73-yard attempt (also missed) by Fred Steinfort at N.E. (9/29/80) and was the longest ever attempted at Mile High Stadium. His five field goals of 50 yards or more tied a Broncos single-season record, originally held by Fred Steinfort (5-for-8 in 1980). Elam's 56-yarder at Hou. (11/26) was the longest of his career and the second longest in franchise history behind Steinfort's 57-yarder vs. Was. (10/13/80). Elam made a franchise-record 13 consecutive field goals during the middle of the season, beginning with a 30-yarder at Sea. (10/1) and ending with a 35-yarder vs. S.D. (11/19). At Oak. (12/24), Elam scored 11 points, including the game-winning 37-yard field goal with 48 seconds remaining, in Denver's 31-28 win. It was the second time in 1995 that Elam had kicked a game-winning field goal in the final minute, following his 32-yard effort that beat the Chargers with 0:02 remaining vs. S.D. (11/19). The San Diego game-winner was the third of Elam's career and his first in the final seconds of regulation.

1994: Elam matched his rookie total of 119 points scored (fourth on the Broncos' all-time single-season scoring list) and set a Broncos record for successful field goals in a season with 30 on 37 attempts (81.1%). He also was a perfect 29-for-29 on extra-point attempts, giving him a two-year accuracy total of 98.6% (70-of-71). His two-year field-goal percentage of 77.8 moved him into second on the Broncos' all-time career list just behind David Treadwell (.779 from 1989-92). His accuracy on kicks inside 40 yards was impeccable in 1994 as he converted 22-of-22 kicks within that distance. Elam tied his NFL long and the fourth-longest kick in Broncos history with a 54-yard field goal at S.D. (10/23). He accounted for nine of the Broncos' 15 points in a 15-13 win vs. Cin. (11/27) by converting 3-of-5 attempts (34, 33 and 37 yds.). He also made three field goals at NYJ (9/11) and at Sea. (10/9). Elam had just one attempt blocked on the year, a 50-yarder vs. Atl. (11/20).

1993: Selected by the Broncos in the third round (70th overall) of the 1993 NFL Draft, Elam showed his leg strength on several long field goals during his rookie season. His 119 points (fourth-highest figure in Broncos history) placed him fourth in the AFC (7th in NFL) while his 26 field goals tied for the fourth-highest total in team history. Elam was successful on 4-of-6 field goal attempts longer than 50 yards. His 54-yarder vs. S.D. (9/12) was the fourth longest in team history. That came one week after he tied for the third-best single game performance at NYJ (9/5) in the season opener by converting 4-of-4 field-goal attempts.

COLLEGE: Elam was a superb combination kicker in college, holding virtually every school and conference scoring record at the University of Hawaii. He finished his career with 79 field goals, just one shy of the NCAA record held by Jeff Jaeger (80). Elam concluded his time at Hawaii holding the Western Athletic Conference scoring record with 395 points and made 30-of-43 field goals (69.8%) of 40 yards or more. Elam finished his collegiate career with a .790 field-goal percentage, connecting on 79-of-100 attempts with his longest being a 56-yarder. He went 157-of-160 on extra-point attempts (98.1%) during his Rainbow Warriors career. As a senior, Elam was selected first-team All-America (Kodak and *The Poor Man's Guide to the NFL Draft*) and was first-team All-WAC. He made 16-of-25 field goals (64.0%) and 44 extra points, finishing with 92 points in his final season. He also finished his collegiate career with a 43.5-yard average on 84 punts.

PERSONAL: Jason and his wife, Tamy, a former Broncos cheerleader, have two sons, Jason Jr., (8) and Joshua Matthew (2), and two daughters, Jordan Noel (7) and Julianna (4). The family resides in Parker, Colo. A communications major at Hawaii, Elam is a licensed commercial airplane pilot who plans to fly full-time when he completes his NFL playing career. Elam was first-team all-county and second-team all-state at Brookwood High School in Snellville, Ga., where he also lettered in swimming and track. Jason Elam was born March 8, 1970, in Fort Walton Beach, Fla.

ELAM'S REGULAR SEASON RECORD

| Year | Club | G | FIELD GOALS | | | | | | | TOTAL | Pct. | PATs | | | Pts. |
|---------------|--------|-----|-------------|---------|---------|--------|-------|-----|----------|-------|---------|-------|-------|--|------|
| | | | 1-19 | 20-29 | 30-39 | 40-49 | 50-59 | 60+ | Md./Att. | | | Pct. | | | |
| 1993 | Denver | 16 | 0/0 | 11/12 | 6/6 | 5/11 | 4/6 | 0/0 | 26/35 | .743 | 41/42 | .976 | 119 | | |
| 1994 | Denver | 16 | 0/0 | 11/11 | 11/11 | 7/12 | 1/3 | 0/0 | 30/37 | .811 | 29/29 | 1.000 | 119 | | |
| 1995 | Denver | 16 | 0/0 | 7/9 | 14/15 | 5/7 | 5/6 | 0/1 | 31/38 | .816 | 39/39 | 1.000 | 132 | | |
| 1996 | Denver | 16 | 2/2 | 8/8 | 4/5 | 6/10 | 1/3 | 0/0 | 21/28 | .750 | 46/46 | 1.000 | 109 | | |
| 1997 | Denver | 15 | 0/0 | 10/11 | 10/12 | 3/8 | 3/5 | 0/0 | 26/36 | .722 | 46/46 | 1.000 | 124 | | |
| 1998 | Denver | 16 | 0/0 | 3/3 | 13/14 | 4/6 | 2/3 | 1/1 | 23/27 | .852 | 58/58 | 1.000 | 127 | | |
| 1999 | Denver | 16 | 1/1 | 8/8 | 7/8 | 8/11 | 5/7 | 0/1 | 29/36 | .806 | 29/29 | 1.000 | 116 | | |
| 2000 | Denver | 13 | 0/0 | 7/7 | 6/7 | 4/9 | 1/1 | 0/0 | 18/24 | .750 | 49/49 | 1.000 | 103 | | |
| 2001 | Denver | 16 | 0/0 | 11/11 | 8/8 | 10/13 | 2/3 | 0/1 | 31/36 | .861 | 31/31 | 1.000 | 124 | | |
| 2002 | Denver | 16 | 1/1 | 9/9 | 7/9 | 5/11 | 4/6 | 0/0 | 26/36 | .722 | 42/43 | .977 | 120 | | |
| 2003 | Denver | 16 | 0/0 | 10/11 | 6/6 | 9/11 | 2/3 | 0/0 | 27/31 | .871 | 39/39 | 1.000 | 120 | | |
| 2004 | Denver | 16 | 0/0 | 10/10 | 7/8 | 9/12 | 3/4 | 0/0 | 29/34 | .853 | 42/42 | 1.000 | 129 | | |
| 2005 | Denver | 16 | 0/0 | 9/10 | 5/5 | 9/13 | 1/4 | 0/0 | 24/32 | .750 | 43/44 | .977 | 115 | | |
| CAREER TOTALS | | 204 | 4/4 | 114/120 | 104/114 | 84/134 | 34/54 | 1/4 | 341/430 | .793 | 534/537 | .994 | 1,557 | | |

ADDITIONAL STATISTICS: Punted once for 17 yards vs. Kansas City, 10/22/95. Special teams tackles — 1995 (2), 1996 (1), 1997 (1), 1998 (1), 1999 (2), 2001 (1), 2002 (1), TOTAL (9).

ELAM'S POSTSEASON RECORD

| Year | Club | G | FIELD GOALS | | | | | | PATs | | | | Pts. |
|---------------|--------|----|-------------|-------|-------|-------|-------|-----|-------|-------|----------|-------|------|
| | | | 1-19 | 20-29 | 30-39 | 40-49 | 50-59 | 60+ | TOTAL | Pct. | Md./Att. | Pct. | |
| 1993 | Denver | 1 | 0/0 | 0/0 | 1/1 | 0/0 | 0/0 | 0/0 | 1/1 | 1.000 | 3/3 | 1.000 | 6 |
| 1996 | Denver | 1 | 0/0 | 0/0 | 0/0 | 0/0 | 0/0 | 0/0 | 0/0 | .000 | 1/2 | .500 | 1 |
| 1997 | Denver | 4 | 0/0 | 0/0 | 0/0 | 1/1 | 1/1 | 0/0 | 2/2 | 1.000 | 15/15 | 1.000 | 21 |
| 1998 | Denver | 3 | 0/0 | 1/1 | 3/4 | 2/3 | 0/0 | 0/0 | 6/8 | .750 | 11/11 | 1.000 | 29 |
| 2000 | Denver | 1 | 0/0 | 0/0 | 1/1 | 0/0 | 0/0 | 0/0 | 1/1 | 1.000 | 0/0 | .000 | 3 |
| 2003 | Denver | 1 | 0/0 | 0/0 | 0/0 | 1/2 | 0/0 | 0/0 | 1/2 | .500 | 1/1 | 1.000 | 4 |
| 2004 | Denver | 1 | 0/0 | 0/0 | 1/1 | 0/0 | 0/0 | 0/0 | 1/1 | 1.000 | 3/3 | 1.000 | 6 |
| 2005 | Denver | 2 | 0/0 | 1/1 | 1/1 | 0/0 | 1/1 | 0/0 | 3/3 | 1.000 | 5/5 | 1.000 | 14 |
| CAREER TOTALS | | 14 | 0/0 | 2/2 | 7/8 | 4/6 | 2/2 | 0/0 | 15/18 | .833 | 39/40 | .975 | 84 |

ELAM'S SINGLE GAME HIGHS

(Postseason in parentheses)

Field goals made — 5, three times, last vs. Miami, 10/13/02 (3 vs. N.Y. Jets, 1/17/99). **Field goals attempted** — 6, twice, last at Kansas City, 11/16/97 (4 vs. Atlanta, 1/31/99). **Longest field goal made** — 63 (*tied NFL record*) vs. Jacksonville, 10/25/98 (51 vs. Green Bay, 1/25/98). **Longest field goal attempted** — 66 vs. Seattle, 12/10/95 (51 vs. Green Bay, 1/25/98). **Consecutive field goals made** — 19, 12/21/97-11/29/98 (8, 1/9/94-1/31/99). **PATs made** — 7, vs. Philadelphia, 10/30/05 (6 vs. Jacksonville, 12/27/97). **PATs attempted** — 7 vs. Philadelphia, 10/30/05 (6 vs. Jacksonville, 12/27/97). **Consecutive PATs made** — 371 (*NFL record*), 11/21/93-11/17/02 (33, 12/27/97-current); **Points scored** — 16, three times, last vs. Miami, 10/13/02 (11 vs. N.Y. Jets, 1/17/99). **Consecutive games with a field goal** — 16* at San Diego, 12/1/02 through vs. Chicago, 11/23/03. *-Franchise Record.

ELAM'S REGULAR SEASON FIELD GOALS BROKEN DOWN BY CATEGORY

KICKING SURFACES

| Year | Club | Home (Grass) | Home Pct. | Away Total | Away Pct. | Away Grass | Away Turf | Totals All Games |
|---------------|--------|--------------|-----------|------------|-----------|------------|-----------|------------------|
| | | | | | | | | |
| 1993 | Denver | 11/16 | .688 | 15/19 | .789 | 10/13 | 5/6 | 26/35 |
| 1994 | Denver | 12/15 | .800 | 18/22 | .818 | 10/12 | 8/10 | 30/37 |
| 1995 | Denver | 17/20 | .850 | 14/18 | .778 | 9/10 | 5/8 | 31/38 |
| 1996 | Denver | 10/12 | .833 | 11/16 | .688 | 8/12 | 3/4 | 21/28 |
| 1997 | Denver | 12/14 | .857 | 14/22 | .636 | 8/14 | 6/8 | 26/36 |
| 1998 | Denver | 9/12 | .750 | 14/15 | .933 | 9/10 | 5/5 | 23/27 |
| 1999 | Denver | 14/20 | .700 | 15/16 | .938 | 13/14 | 2/2 | 29/36 |
| 2000 | Denver | 10/13 | .769 | 8/11 | .727 | 3/6 | 5/5 | 18/24 |
| 2001 | Denver | 16/17 | .941 | 15/19 | .789 | 5/6 | 10/13 | 31/36 |
| 2002 | Denver | 14/16 | .875 | 12/20 | .600 | 11/18 | 1/2 | 26/36 |
| 2003 | Denver | 12/15 | .800 | 15/16 | .938 | 12/13 | 3/3 | 27/31 |
| 2004 | Denver | 15/16 | .938 | 14/18 | .778 | 11/14 | 3/4 | 29/34 |
| 2005 | Denver | 12/16 | .750 | 12/16 | .750 | 8/11 | 4/5 | 24/32 |
| CAREER TOTALS | | 164/202 | .812 | 177/228 | .776 | 117/153 | 60/75 | 341/430 |

ELAM'S POSTSEASON FIELD GOALS BROKEN DOWN BY CATEGORY

KICKING SURFACES

| POSTSEASON Year | Club | Home (Grass) | Home Pct. | Away Total | Away Pct. | Away Grass | Away Turf | Totals All Games |
|-----------------|--------|--------------|-----------|------------|-----------|------------|-----------|------------------|
| | | | | | | | | |
| 1993 | Denver | 0/0 | .000 | 1/1 | 1.000 | 1/1 | 0/0 | 1/1 |
| 1996 | Denver | 0/0 | .000 | 0/0 | .000 | 0/0 | 0/0 | 0/0 |
| 1997 | Denver | 0/0 | .000 | 2/2 | 1.000 | 1/1 | 1/1 | 2/2 |
| 1998 | Denver | 4/4 | 1.000 | 2/4 | .500 | 2/4 | 0/0 | 6/8 |
| 2000 | Denver | 0/0 | .000 | 1/1 | 1.000 | 1/1 | 0/0 | 1/1 |
| 2003 | Denver | 0/0 | .000 | 1/2 | .500 | 0/0 | 1/2 | 1/2 |
| 2004 | Denver | 0/0 | .000 | 1/1 | 1.000 | 0/0 | 1/1 | 1/1 |
| 2005 | Denver | 3/3 | 1.000 | 0/0 | .000 | 0/0 | 0/0 | 3/3 |
| CAREER TOTALS | | 7/7 | 1.000 | 8/11 | .727 | 5/7 | 3/4 | 15/18 |

JASON ELAM CAREER GAME-BY-GAME

(victories asterisked)

| 1993 DENVER (9-7) | | | FIELD GOALS | | | | | | | | PATs | | | |
|-----------------------|-------------------|---|-------------|-------|-------|-------|-------|-----|-------|-------|----------|-------|-------|-----|
| Date | Opponent | P | 10-19 | 20-29 | 30-39 | 40-49 | 50-59 | 60+ | TOTAL | Pct. | Md./Att. | Pct. | Pts. | |
| Sep 5 | at N.Y. Jets* | P | 0/0 | 1/1 | 1/1 | 2/2 | 0/0 | 0/0 | 4/4 | 1.000 | 2/2 | 1.000 | 14 | |
| Sep 12 | vs. San Diego* | P | 0/0 | 1/1 | 0/0 | 0/0 | 1/1 | 0/0 | 2/2 | 1.000 | 4/4 | 1.000 | 10 | |
| Sep 20 | at Kansas City | P | 0/0 | 0/0 | 0/0 | 0/0 | 0/0 | 0/0 | 0/0 | .000 | 1/1 | 1.000 | 1 | |
| Oct 3 | vs. Indianapolis* | P | 0/0 | 0/0 | 0/0 | 0/0 | 0/1 | 0/0 | 0/1 | .000 | 5/5 | 1.000 | 5 | |
| Oct 10 | at Green Bay | P | 0/0 | 0/0 | 1/1 | 1/1 | 0/0 | 0/0 | 2/2 | 1.000 | 3/3 | 1.000 | 9 | |
| Oct 18 | vs. Oakland | P | 0/0 | 0/0 | 1/1 | 1/2 | 0/0 | 0/0 | 2/3 | .667 | 2/2 | 1.000 | 8 | |
| Oct 31 | vs. Seattle* | P | 0/0 | 0/0 | 0/0 | 0/1 | 0/0 | 0/0 | 0/1 | .000 | 4/4 | 1.000 | 4 | |
| Nov 7 | at Cleveland* | P | 0/0 | 1/1 | 0/0 | 0/0 | 0/0 | 0/0 | 2/2 | 1.000 | 3/3 | 1.000 | 9 | |
| Nov 14 | vs. Minnesota | P | 0/0 | 0/1 | 0/0 | 0/0 | 1/1 | 0/0 | 1/2 | .500 | 2/3 | .667 | 5 | |
| Nov 21 | vs. Pittsburgh* | P | 0/0 | 2/2 | 0/0 | 1/1 | 0/0 | 0/0 | 3/3 | 1.000 | 4/4 | 1.000 | 13 | |
| Nov 28 | at Seattle* | P | 0/0 | 1/1 | 0/0 | 0/1 | 0/0 | 0/0 | 1/2 | .500 | 2/2 | 1.000 | 5 | |
| Dec 5 | at San Diego | P | 0/0 | 0/0 | 1/1 | 0/1 | 0/0 | 0/0 | 1/2 | .500 | 1/1 | 1.000 | 4 | |
| Dec 12 | vs. Kansas City* | P | 0/0 | 0/0 | 1/1 | 0/0 | 1/1 | 0/0 | 2/2 | 1.000 | 3/3 | 1.000 | 9 | |
| Dec 18 | at Chicago* | P | 0/0 | 2/2 | 0/0 | 0/1 | 0/0 | 0/0 | 2/3 | .667 | 1/1 | 1.000 | 7 | |
| Dec 26 | vs. Tampa Bay | P | 0/0 | 1/1 | 0/0 | 0/0 | 0/1 | 0/0 | 1/2 | .500 | 1/1 | 1.000 | 4 | |
| Jan 2 | at Oakland | P | 0/0 | 2/2 | 0/0 | 0/1 | 1/1 | 0/0 | 3/4 | .750 | 3/3 | 1.000 | 12 | |
| Regular Season Totals | | | 16 | 0/0 | 11/12 | 6/6 | 5/11 | 4/6 | 0/0 | 26/35 | .743 | 41/42 | .976 | 119 |
| Jan 9 | at Oakland† | P | 0/0 | 0/0 | 1/1 | 0/0 | 0/0 | 0/0 | 1/1 | 1.000 | 3/3 | 1.000 | 6 | |
| Postseason Totals | | | 1 | 0/0 | 0/0 | 1/1 | 0/0 | 0/0 | 0/0 | 1/1 | 1.000 | 3/3 | 1.000 | 6 |

†AFC Wild Card Playoff Game

| 1994 DENVER (7-9) | | | FIELD GOALS | | | | | | | | PATs | | | |
|-------------------|------------------|---|-------------|-------|-------|-------|-------|-----|-------|-------|----------|-------|------|--|
| Date | Opponent | P | 10-19 | 20-29 | 30-39 | 40-49 | 50-59 | 60+ | TOTAL | Pct. | Md./Att. | Pct. | Pts. | |
| Sep 4 | vs. San Diego | P | 0/0 | 1/1 | 0/0 | 1/1 | 0/0 | 0/0 | 2/2 | 1.000 | 4/4 | 1.000 | 10 | |
| Sep 11 | at N.Y. Jets | P | 0/0 | 2/2 | 0/0 | 1/1 | 0/0 | 0/0 | 3/3 | 1.000 | 1/1 | 1.000 | 10 | |
| Sep 18 | vs. Oakland | P | 0/0 | 0/0 | 0/0 | 1/1 | 0/0 | 0/0 | 1/1 | 1.000 | 1/1 | 1.000 | 4 | |
| Sep 26 | at Buffalo | P | 0/0 | 1/1 | 0/0 | 1/2 | 0/0 | 0/0 | 2/3 | .667 | 2/2 | 1.000 | 8 | |
| Oct 9 | at Seattle* | P | 0/0 | 1/1 | 2/2 | 0/1 | 0/0 | 0/0 | 3/4 | .750 | 1/1 | 1.000 | 10 | |
| Oct 17 | vs. Kansas City | P | 0/0 | 0/0 | 0/0 | 0/0 | 0/0 | 0/0 | 0/0 | .000 | 4/4 | 1.000 | 4 | |
| Oct 23 | at San Diego* | P | 0/0 | 1/1 | 0/0 | 0/1 | 1/1 | 0/0 | 2/3 | .667 | 2/2 | 1.000 | 8 | |
| Oct 30 | vs. Cleveland* | P | 0/0 | 1/1 | 1/1 | 0/0 | 0/0 | 0/0 | 2/2 | 1.000 | 2/2 | 1.000 | 8 | |
| Nov 6 | at St. Louis | P | 0/0 | 1/1 | 0/0 | 1/1 | 0/1 | 0/0 | 2/3 | .667 | 1/1 | 1.000 | 7 | |
| Nov 13 | vs. Seattle* | P | 0/0 | 0/0 | 0/0 | 1/1 | 0/0 | 0/0 | 1/1 | 1.000 | 2/2 | 1.000 | 5 | |
| Nov 20 | vs. Atlanta* | P | 0/0 | 0/0 | 1/1 | 0/0 | 0/1 | 0/0 | 1/2 | .500 | 3/3 | 1.000 | 6 | |
| Nov 27 | vs. Cincinnati* | P | 0/0 | 0/0 | 3/3 | 0/2 | 0/0 | 0/0 | 3/5 | .600 | 0/0 | 1.000 | 9 | |
| Dec 4 | at Kansas City* | P | 0/0 | 0/0 | 2/2 | 0/0 | 0/0 | 0/0 | 2/2 | 1.000 | 2/2 | 1.000 | 8 | |
| Dec 11 | at Oakland | P | 0/0 | 2/2 | 0/0 | 0/0 | 0/0 | 0/0 | 2/2 | 1.000 | 1/1 | 1.000 | 7 | |
| Dec 17 | at San Francisco | P | 0/0 | 1/1 | 0/0 | 1/1 | 0/0 | 0/0 | 2/2 | 1.000 | 1/1 | 1.000 | 7 | |
| Dec 24 | vs. New Orleans | P | 0/0 | 0/0 | 2/2 | 0/0 | 0/0 | 0/0 | 2/2 | 1.000 | 2/2 | 1.000 | 8 | |

| 1995 DENVER (8-8) | | | FIELD GOALS | | | | | | | | PATs | | | |
|-----------------------|--------------------|---|-------------|-------|-------|-------|-------|-----|-------|-------|----------|-------|-------|-----|
| Date | Opponent | P | 10-19 | 20-29 | 30-39 | 40-49 | 50-59 | 60+ | TOTAL | Pct. | Md./Att. | Pct. | Pts. | |
| Sep 3 | vs. Buffalo * | P | 0/0 | 2/2 | 2/3 | 0/0 | 1/1 | 0/0 | 5/6 | .833 | 1/1 | 1.000 | 16 | |
| Sep 10 | at Dallas | P | 0/0 | 0/0 | 0/0 | 0/0 | 0/0 | 0/0 | 0/0 | .000 | 3/3 | 1.000 | 3 | |
| Sep 17 | vs. Washington * | P | 0/0 | 1/1 | 0/0 | 0/0 | 0/0 | 0/0 | 1/1 | 1.000 | 5/5 | 1.000 | 8 | |
| Sep 24 | at San Diego | P | 0/0 | 1/1 | 0/0 | 0/0 | 1/1 | 0/0 | 2/2 | 1.000 | 0/0 | 1.000 | 6 | |
| Oct 1 | at Seattle | P | 0/0 | 0/1 | 1/1 | 0/0 | 0/1 | 0/0 | 1/3 | .333 | 1/1 | 1.000 | 4 | |
| Oct 8 | at New England * | P | 0/0 | 0/0 | 2/2 | 0/0 | 1/1 | 0/0 | 3/3 | 1.000 | 4/4 | 1.000 | 13 | |
| Oct 16 | vs. Oakland * | P | 0/0 | 0/0 | 4/4 | 0/0 | 0/0 | 0/0 | 4/4 | 1.000 | 1/1 | 1.000 | 13 | |
| Oct 22 | vs. Kansas City | P | 0/0 | 0/0 | 0/0 | 0/0 | 0/0 | 0/0 | 0/0 | .000 | 1/1 | 1.000 | 1 | |
| Nov 5 | vs. Arizona * | P | 0/0 | 0/0 | 0/0 | 0/0 | 1/1 | 0/0 | 1/1 | 1.000 | 5/5 | 1.000 | 8 | |
| Nov 12 | at Philadelphia | P | 0/0 | 0/0 | 0/0 | 2/2 | 0/0 | 0/0 | 2/2 | 1.000 | 1/1 | 1.000 | 7 | |
| Nov 19 | vs. San Diego * | P | 0/0 | 1/1 | 2/2 | 0/1 | 0/0 | 0/0 | 3/4 | .750 | 3/3 | 1.000 | 12 | |
| Nov 26 | at Houston | P | 0/0 | 0/0 | 1/1 | 0/1 | 1/1 | 0/0 | 2/3 | .667 | 3/3 | 1.000 | 9 | |
| Dec 3 | vs. Jacksonville * | P | 0/0 | 0/0 | 1/1 | 0/0 | 0/0 | 0/1 | 1/1 | 1.000 | 4/4 | 1.000 | 7 | |
| Dec 10 | vs. Seattle | P | 0/0 | 1/1 | 0/0 | 1/1 | 0/0 | 0/1 | 2/3 | .667 | 3/3 | 1.000 | 9 | |
| Dec 17 | at Kansas City | P | 0/0 | 0/0 | 0/0 | 1/1 | 0/0 | 0/1 | 1/1 | 1.000 | 2/2 | 1.000 | 5 | |
| Dec 24 | at Oakland * | P | 0/0 | 1/2 | 1/1 | 1/1 | 0/0 | 0/0 | 3/4 | .750 | 2/2 | 1.000 | 11 | |
| Regular Season Totals | | | 16 | 0/0 | 7/9 | 14/15 | 5/7 | 5/6 | 0/1 | 31/38 | .816 | 39/39 | 1.000 | 132 |

| 1998 DENVER (14-2) | | | | | | | | | | | | | |
|--------------------|-------------------|---|-------|-------|-------|-------|-------|-----|-------|-------|----------|-------|------|
| FIELD GOALS | | | | | | | | | | PATs | | | |
| Date | Opponent | P | 10-19 | 20-29 | 30-39 | 40-49 | 50-59 | 60+ | TOTAL | Pct. | Md./Att. | Pct. | Pts. |
| Sep 7 | New England* | P | 0/0 | 0/0 | 0/0 | 1/1 | 1/1 | 0/0 | 2/2 | 1.000 | 3/3 | 1.000 | 9 |
| Sep 13 | vs. Dallas* | P | 0/0 | 0/0 | 0/0 | 0/0 | 0/0 | 0/0 | 0/0 | .000 | 6/6 | 1.000 | 6 |
| Sep 20 | at Oakland* | P | 0/0 | 0/0 | 2/2 | 0/0 | 0/0 | 0/0 | 2/2 | 1.000 | 4/4 | 1.000 | 10 |
| Sep 27 | at Washington* | P | 0/0 | 0/0 | 1/1 | 0/0 | 0/0 | 0/0 | 1/1 | 1.000 | 5/5 | 1.000 | 8 |
| Oct 4 | vs. Philadelphia* | P | 0/0 | 0/0 | 0/0 | 0/0 | 0/0 | 0/0 | 0/0 | .000 | 5/5 | 1.000 | 5 |
| Oct 11 | at Seattle* | P | 0/0 | 0/0 | 0/0 | 0/0 | 0/0 | 0/0 | 0/0 | .000 | 3/3 | 1.000 | 3 |
| Oct 25 | vs. Jacksonville* | P | 0/0 | 0/0 | 2/2 | 0/0 | 0/0 | 1/1 | 3/3 | 1.000 | 4/4 | 1.000 | 13 |
| Nov 1 | at Cincinnati* | P | 0/0 | 0/0 | 2/2 | 0/0 | 0/0 | 0/0 | 2/2 | 1.000 | 3/3 | 1.000 | 9 |
| Nov 8 | vs. San Diego* | P | 0/0 | 1/1 | 1/1 | 0/0 | 0/0 | 0/0 | 2/2 | 1.000 | 3/3 | 1.000 | 9 |
| Nov 16 | at Kansas City* | P | 0/0 | 0/0 | 1/1 | 2/2 | 0/0 | 0/0 | 3/3 | 1.000 | 3/3 | 1.000 | 12 |
| Nov 22 | vs. Oakland* | P | 0/0 | 1/1 | 1/1 | 0/0 | 0/0 | 0/0 | 2/2 | 1.000 | 4/4 | 1.000 | 10 |
| Nov 29 | at San Diego* | P | 0/0 | 0/0 | 1/1 | 0/0 | 0/0 | 0/0 | 1/1 | 1.000 | 4/4 | 1.000 | 7 |
| Dec 6 | vs. Kansas City* | P | 0/0 | 0/0 | 0/0 | 1/1 | 0/0 | 0/0 | 1/1 | .000 | 5/5 | 1.000 | 5 |
| Dec 13 | at N.Y. Giants | P | 0/0 | 1/1 | 2/2 | 0/0 | 0/0 | 0/0 | 3/3 | 1.000 | 1/1 | 1.000 | 10 |
| Dec 21 | at Miami | P | 0/0 | 0/0 | 0/0 | 1/2 | 1/1 | 0/0 | 2/3 | .667 | 1/1 | 1.000 | 7 |
| Dec 27 | vs. Seattle* | P | 0/0 | 0/0 | 0/0 | 0/1 | 0/1 | 0/0 | 0/2 | .000 | 4/4 | 1.000 | 4 |

| Regular Season Totals | | | | | | | | | | | | | |
|-----------------------|-----------------|---|-----|-----|-----|-----|-----|-----|-----|-------|-----|-------|----|
| Jan 9 | vs. Miami*† | P | 0/0 | 0/0 | 1/1 | 0/0 | 0/0 | 0/0 | 1/1 | 1.000 | 5/5 | 1.000 | 8 |
| Jan 17 | vs. N.Y. Jets*# | P | 0/0 | 0/0 | 1/1 | 2/2 | 0/0 | 0/0 | 3/3 | 1.000 | 2/2 | 1.000 | 11 |
| Jan 31 | vs. Atlanta*§ | P | 0/0 | 1/1 | 1/2 | 0/1 | 0/0 | 0/0 | 2/4 | .500 | 4/4 | 1.000 | 10 |

†AFC Divisional Playoff Game; #AFC Championship Game; §Super Bowl XXXIII

| 1999 DENVER (6-10) | | | | | | | | | | | | | |
|--------------------|-----------------|---|-------|-------|-------|-------|-------|-----|-------|-------|----------|-------|------|
| FIELD GOALS | | | | | | | | | | PATs | | | |
| Date | Opponent | P | 10-19 | 20-29 | 30-39 | 40-49 | 50-59 | 60+ | TOTAL | Pct. | Md./Att. | Pct. | Pts. |
| Sep 13 | vs. Miami | P | 0/0 | 0/0 | 0/0 | 0/2 | 0/0 | 0/0 | 0/2 | .000 | 3/3 | 1.000 | 3 |
| Sep 19 | at Kansas City | P | 0/0 | 0/0 | 0/0 | 0/0 | 1/1 | 0/0 | 1/1 | 1.000 | 1/1 | 1.000 | 4 |
| Sep 26 | at Tampa Bay | P | 0/0 | 0/0 | 0/0 | 1/1 | 0/0 | 0/0 | 1/1 | 1.000 | 1/1 | 1.000 | 4 |
| Oct 3 | vs. N.Y. Jets | P | 0/0 | 1/1 | 0/0 | 0/0 | 1/1 | 0/0 | 2/2 | 1.000 | 1/1 | 1.000 | 7 |
| Oct 10 | at Oakland* | P | 0/0 | 1/1 | 0/0 | 2/2 | 0/0 | 0/0 | 3/3 | 1.000 | 1/1 | 1.000 | 10 |
| Oct 17 | vs. Green Bay* | P | 0/0 | 1/1 | 0/0 | 0/0 | 0/1 | 0/0 | 1/2 | .500 | 4/4 | 1.000 | 7 |
| Oct 24 | at New England | P | 0/0 | 1/1 | 1/1 | 1/1 | 0/1 | 0/0 | 3/4 | .750 | 2/2 | 1.000 | 11 |
| Oct 31 | vs. Minnesota | P | 1/1 | 0/0 | 0/1 | 0/0 | 0/0 | 0/0 | 1/2 | .500 | 1/1 | 1.000 | 4 |
| Nov 7 | at San Diego* | P | 0/0 | 1/1 | 0/0 | 2/2 | 1/1 | 0/0 | 4/4 | 1.000 | 3/3 | 1.000 | 15 |
| Nov 14 | at Seattle | P | 0/0 | 1/1 | 0/0 | 0/0 | 0/0 | 0/0 | 1/1 | 1.000 | 2/2 | 1.000 | 5 |
| Nov 22 | vs. Oakland* | P | 0/0 | 1/1 | 2/2 | 0/0 | 1/1 | 0/0 | 4/4 | 1.000 | 1/1 | 1.000 | 13 |
| Dec 5 | vs. Kansas City | P | 0/0 | 0/0 | 1/1 | 0/0 | 0/0 | 0/0 | 1/1 | 1.000 | 1/1 | 1.000 | 4 |
| Dec 13 | at Jacksonville | P | 0/0 | 0/0 | 0/0 | 1/1 | 0/0 | 0/0 | 1/1 | 1.000 | 3/3 | 1.000 | 6 |
| Dec 19 | vs. Seattle* | P | 0/0 | 1/1 | 1/1 | 1/2 | 0/0 | 0/1 | 3/5 | .600 | 3/3 | 1.000 | 12 |
| Dec 25 | at Detroit* | P | 0/0 | 0/0 | 1/1 | 0/0 | 0/0 | 0/0 | 1/1 | 1.000 | 2/2 | 1.000 | 5 |
| Jan 2 | vs. San Diego | P | 0/0 | 0/0 | 1/1 | 0/0 | 1/1 | 0/0 | 2/2 | 1.000 | 0/0 | 1.000 | 6 |

| Regular Season Totals | | | | | | | | | | | | | |
|-----------------------|-----|-----|-----|------|-----|-----|-------|------|-------|-------|-----|--|--|
| 16 | 1/1 | 8/8 | 7/8 | 8/11 | 5/7 | 0/1 | 29/36 | .806 | 29/29 | 1.000 | 116 | | |

| 2000 DENVER (11-5) | | | | | | | | | | | | | |
|--------------------|--------------------|---|-------|-------|-------|-------|-------|-----|-------|-------|----------|-------|------|
| FIELD GOALS | | | | | | | | | | PATs | | | |
| Date | Opponent | P | 10-19 | 20-29 | 30-39 | 40-49 | 50-59 | 60+ | TOTAL | Pct. | Md./Att. | Pct. | Pts. |
| Sep 4 | at St. Louis | P | 0/0 | 0/0 | 3/3 | 0/0 | 0/0 | 0/0 | 3/3 | 1.000 | 3/3 | 1.000 | 12 |
| Sep 10 | vs. Atlanta* | P | 0/0 | 1/1 | 0/0 | 0/0 | 1/1 | 0/0 | 2/2 | 1.000 | 4/4 | 1.000 | 10 |
| Sep 17 | at Oakland* | P | 0/0 | 0/0 | 0/0 | 0/0 | 0/0 | 0/0 | 0/0 | .000 | 3/3 | 1.000 | 3 |
| Sep 24 | vs. Kansas City | P | 0/0 | 0/0 | 0/0 | 0/0 | 0/0 | 0/0 | 0/0 | .000 | 3/3 | 1.000 | 14 |
| Oct 1 | vs. New England | P | 0/0 | 0/0 | 0/0 | 0/0 | 0/0 | 0/0 | 0/0 | .000 | 3/3 | 1.000 | 3 |
| Oct 8 | at San Diego* | P | 0/0 | 0/0 | 0/0 | 0/0 | 0/0 | 0/0 | 0/0 | .000 | 3/3 | 1.000 | 14 |
| Oct 15 | vs. Cleveland* | P | 0/0 | 1/1 | 0/0 | 2/3 | 0/0 | 0/0 | 3/4 | .750 | 5/5 | 1.000 | 14 |
| Oct 22 | at Cincinnati | P | 0/0 | 0/0 | 0/0 | 0/2 | 0/0 | 0/0 | 0/2 | .000 | 3/3 | 1.000 | 3 |
| Nov 5 | at N.Y. Jets* | P | 0/0 | 1/1 | 1/1 | 1/1 | 0/0 | 0/0 | 3/3 | 1.000 | 3/3 | 1.000 | 12 |
| Nov 13 | vs. Oakland* | P | 0/0 | 1/1 | 0/0 | 1/1 | 0/0 | 0/0 | 2/2 | 1.000 | 3/3 | 1.000 | 9 |
| Nov 19 | vs. San Diego* | P | 0/0 | 1/1 | 0/0 | 0/1 | 0/0 | 0/0 | 1/2 | .500 | 5/5 | 1.000 | 8 |
| Nov 26 | at Seattle* | P | 0/0 | 0/0 | 1/1 | 0/0 | 0/0 | 0/0 | 1/1 | 1.000 | 5/5 | 1.000 | 8 |
| Dec 3 | at New Orleans* | P | 0/0 | 1/1 | 0/0 | 0/0 | 0/0 | 0/0 | 1/1 | 1.000 | 5/5 | 1.000 | 8 |
| Dec 10 | vs. Seattle* | P | 0/0 | 0/0 | 1/1 | 0/0 | 0/0 | 0/0 | 1/1 | 1.000 | 4/4 | 1.000 | 7 |
| Dec 17 | at Kansas City | P | 0/0 | 0/0 | 0/1 | 0/0 | 0/0 | 0/0 | 0/1 | .000 | 1/1 | 1.000 | 1 |
| Dec 23 | vs. San Francisco* | P | 0/0 | 1/1 | 0/0 | 0/1 | 0/0 | 0/0 | 1/2 | .500 | 5/5 | 1.000 | 8 |

| Regular Season Totals | | | | | | | | | | | | | |
|-----------------------|-----|-----|-----|-----|-----|-----|-------|------|-------|-------|-----|--|--|
| 13 | 0/0 | 7/7 | 6/7 | 4/9 | 1/1 | 0/0 | 18/24 | .750 | 49/49 | 1.000 | 103 | | |

Dec 31 at Baltimore† P 0/0 0/0 1/1 0/0 0/0 0/0 1/1 1.000 0/0 .000 3

Postseason Totals 1 0/0 0/0 1/1 0/0 0/0 0/0 1/1 1.000 0/0 .000 3

†AFC Wild Card Playoff Game

| 2001 DENVER (8-8) | | | | | | | | | | | | | |
|-------------------|------------------|---|-------|-------|-------|-------|-------|-----|-------|-------|----------|-------|------|
| FIELD GOALS | | | | | | | | | | PATs | | | |
| Date | Opponent | P | 10-19 | 20-29 | 30-39 | 40-49 | 50-59 | 60+ | TOTAL | Pct. | Md./Att. | Pct. | Pts. |
| Sep 10 | vs. N.Y. Giants* | P | 0/0 | 0/0 | 1/1 | 0/0 | 0/0 | 0/1 | 1/2 | .500 | 4/4 | 1.000 | 7 |
| Sep 23 | at Arizona* | P | 0/0 | 0/0 | 2/2 | 1/1 | 0/0 | 0/0 | 3/3 | 1.000 | 3/3 | 1.000 | 12 |
| Sep 30 | vs. Baltimore | P | 0/0 | 0/0 | 0/0 | 2/2 | 0/0 | 0/0 | 2/2 | 1.000 | 1/1 | 1.000 | 7 |
| Oct 7 | vs. Kansas City* | P | 0/0 | 1/1 | 0/0 | 1/1 | 0/0 | 0/0 | 2/2 | 1.000 | 2/2 | 1.000 | 8 |
| Oct 14 | at Seattle | P | 0/0 | 0/0 | 0/0 | 0/0 | 0/0 | 0/0 | 0/0 | .000 | 3/3 | 1.000 | 3 |
| Oct 21 | at San Diego | P | 0/0 | 0/0 | 0/0 | 1/2 | 0/0 | 0/0 | 1/2 | .500 | 1/1 | 1.000 | 4 |
| Oct 28 | vs. New England* | P | 0/0 | 0/0 | 0/0 | 0/0 | 1/1 | 0/0 | 1/1 | 1.000 | 4/4 | 1.000 | 7 |
| Nov 5 | at Oakland | P | 0/0 | 1/1 | 1/1 | 0/1 | 0/0 | 0/0 | 2/3 | .667 | 0/0 | 1.000 | 6 |
| Nov 11 | vs. San Diego* | P | 0/0 | 3/3 | 1/1 | 0/0 | 0/0 | 0/0 | 4/4 | 1.000 | 2/2 | 1.000 | 14 |
| Nov 18 | vs. Washington | P | 0/0 | 0/0 | 1/1 | 0/0 | 0/0 | 0/0 | 1/1 | 1.000 | 1/1 | 1.000 | 4 |
| Nov 22 | at Dallas* | P | 0/0 | 2/2 | 0/0 | 1/1 | 1/1 | 0/0 | 4/4 | 1.000 | 2/2 | 1.000 | 14 |
| Dec 2 | at Miami | P | 0/0 | 0/0 | 0/0 | 1/1 | 0/0 | 0/0 | 1/1 | 1.000 | 1/1 | 1.000 | 4 |
| Dec 9 | vs. Seattle* | P | 0/0 | 1/1 | 0/0 | 1/1 | 0/0 | 0/0 | 2/2 | 1.000 | 2/2 | 1.000 | 8 |
| Dec 16 | at Kansas City | P | 0/0 | 0/0 | 2/2 | 1/2 | 0/0 | 0/0 | 3/4 | .750 | 2/2 | 1.000 | 11 |
| Dec 30 | vs. Oakland* | P | 0/0 | 2/2 | 0/0 | 1/1 | 0/0 | 0/0 | 3/3 | 1.000 | 2/2 | 1.000 | 11 |
| Jan 6 | at Indianapolis | P | 0/0 | 1/1 | 0/0 | 0/0 | 0/1 | 0/0 | 1/2 | .500 | 1/1 | 1.000 | 4 |

| Regular Season Totals | | | | | | | | | | | | | |
|-----------------------|-----|-------|-----|-------|-----|-----|-------|------|-------|-------|-----|--|--|
| 16 | 0/0 | 11/11 | 8/8 | 10/13 | 2/3 | 0/1 | 31/36 | .861 | 31/31 | 1.000 | 124 | | |

| 2002 DENVER (9-7) | | | FIELD GOALS | | | | | | | | PATs | | | |
|-------------------|-------------------|---|-------------|-------|-------|-------|-------|-----|-------|-------|----------|-------|------|--|
| Date | Opponent | P | 10-19 | 20-29 | 30-39 | 40-49 | 50-59 | 60+ | TOTAL | Pct. | Md./Att. | Pct. | Pts. | |
| Sep 8 | vs. St. Louis* | P | 0/0 | 0/0 | 2/2 | 1/1 | 0/0 | 0/0 | 3/3 | 1.000 | 2/2 | 1.000 | 11 | |
| Sep 15 | at San Francisco* | P | 0/0 | 1/1 | 0/0 | 0/0 | 0/0 | 0/0 | 1/1 | 1.000 | 3/3 | 1.000 | 6 | |
| Sep 22 | vs. Buffalo* | P | 0/0 | 0/0 | 0/0 | 0/1 | 0/0 | 0/0 | 0/1 | .000 | 4/4 | 1.000 | 4 | |
| Sep 30 | at Baltimore | P | 0/0 | 0/0 | 0/0 | 1/2 | 0/1 | 0/0 | 1/3 | .333 | 2/2 | 1.000 | 5 | |
| Oct 6 | vs. San Diego* | P | 0/0 | 0/0 | 1/1 | 0/1 | 0/0 | 0/0 | 1/2 | .500 | 3/3 | 1.000 | 6 | |
| Oct 13 | vs. Miami | P | 0/0 | 1/1 | 1/1 | 1/1 | 2/2 | 0/0 | 5/5 | 1.000 | 1/1 | 1.000 | 16 | |
| Oct 20 | at Kansas City* | P | 0/0 | 1/1 | 2/2 | 0/0 | 0/0 | 0/0 | 3/3 | 1.000 | 4/4 | 1.000 | 13 | |
| Oct 27 | at New England* | P | 1/1 | 0/0 | 0/1 | 0/1 | 0/0 | 0/0 | 1/3 | .333 | 3/3 | 1.000 | 6 | |
| Nov 11 | vs. Oakland | P | 0/0 | 1/1 | 0/0 | 0/0 | 0/0 | 0/0 | 1/1 | 1.000 | 1/1 | 1.000 | 4 | |
| Nov 17 | at Seattle* | P | 0/0 | 0/0 | 0/0 | 1/2 | 0/0 | 0/0 | 1/2 | .500 | 4/4 | 1.000 | 7 | |
| Nov 24 | vs. Indianapolis | P | 0/0 | 0/0 | 0/0 | 0/0 | 0/0 | 0/0 | 0/0 | .000 | 2/3 | .667 | 2 | |
| Dec 1 | at San Diego | P | 0/0 | 1/1 | 0/0 | 0/0 | 1/2 | 0/0 | 2/3 | .667 | 3/3 | 1.000 | 9 | |
| Dec 8 | at New York Jets | P | 0/0 | 2/2 | 0/1 | 0/1 | 0/0 | 0/0 | 2/4 | .500 | 1/1 | 1.000 | 7 | |
| Dec 15 | vs. Kansas City* | P | 0/0 | 0/0 | 1/1 | 0/0 | 0/0 | 0/1 | 1/1 | 1.000 | 4/4 | 1.000 | 7 | |
| Dec 22 | at Oakland | P | 0/0 | 1/1 | 0/0 | 0/0 | 0/0 | 0/0 | 1/1 | 1.000 | 1/1 | 1.000 | 4 | |
| Dec 29 | vs. Arizona* | P | 0/0 | 1/1 | 0/0 | 1/1 | 1/1 | 0/0 | 3/3 | 1.000 | 4/4 | 1.000 | 13 | |

JASON ELAM VS. THE NFL

Regular Season Only

| | | FIELD GOALS | | | | | | | | PATs | | | |
|-------------------|------|-------------|---------|---------|--------|-------|-----|---------|-------|----------|-------|-------|--|
| | Gms. | 1-19 | 20-29 | 30-39 | 40-49 | 50-59 | 60+ | Total | Pct. | Md./Att. | Pct. | Pts. | |
| Denver | 0 | 0/0 | 0/0 | 0/0 | 0/0 | 0/0 | 0/0 | 0/0 | .000 | 0/0 | .000 | 0 | |
| Kansas City | 25 | 0/0 | 11/11 | 16/19 | 11/14 | 4/7 | 0/0 | 42/51 | .824 | 64/64 | 1.000 | 190 | |
| Oakland | 25 | 0/0 | 20/21 | 19/19 | 9/16 | 2/3 | 0/0 | 50/59 | .847 | 53/53 | 1.000 | 203 | |
| San Diego | 26 | 0/0 | 16/18 | 12/13 | 9/17 | 7/10 | 0/0 | 44/58 | .759 | 73/73 | 1.000 | 205 | |
| AFC West | 76 | 0/0 | 47/50 | 47/51 | 29/47 | 13/20 | 0/0 | 136/168 | .810 | 190/190 | 1.000 | 598 | |
| Buffalo | 5 | 0/0 | 5/5 | 3/5 | 1/3 | 1/1 | 0/0 | 10/14 | .714 | 13/13 | 1.000 | 43 | |
| Miami | 6 | 0/0 | 3/3 | 1/1 | 3/6 | 4/4 | 0/0 | 11/14 | .786 | 9/9 | 1.000 | 42 | |
| New England | 8 | 1/1 | 2/2 | 3/4 | 4/6 | 3/5 | 0/0 | 13/18 | .722 | 25/25 | 1.000 | 64 | |
| N.Y. Jets | 7 | 0/0 | 9/9 | 2/3 | 5/6 | 1/1 | 0/0 | 17/19 | .895 | 15/15 | 1.000 | 66 | |
| AFC East | 26 | 1/1 | 19/19 | 9/13 | 13/21 | 9/11 | 0/0 | 51/65 | .785 | 62/62 | 1.000 | 215 | |
| Baltimore | 5 | 0/0 | 2/2 | 1/1 | 5/6 | 0/1 | 0/0 | 8/10 | .800 | 9/10 | 1.000 | 33 | |
| Cincinnati | 7 | 0/0 | 3/3 | 6/6 | 0/5 | 1/1 | 0/0 | 10/15 | .667 | 17/17 | 1.000 | 47 | |
| Cleveland | 4 | 0/0 | 4/4 | 3/3 | 2/3 | 1/1 | 0/0 | 10/11 | .909 | 12/12 | 1.000 | 42 | |
| Pittsburgh | 3 | 0/0 | 2/2 | 1/1 | 2/2 | 0/1 | 0/0 | 5/6 | .833 | 9/9 | 1.000 | 24 | |
| AFC North | 19 | 0/0 | 11/11 | 11/11 | 9/16 | 2/4 | 0/0 | 33/42 | .786 | 47/48 | .979 | 146 | |
| Houston | 1 | 0/0 | 0/0 | 0/0 | 0/0 | 1/1 | 0/0 | 1/1 | 1.000 | 4/4 | 1.000 | 7 | |
| Indianapolis | 5 | 0/0 | 3/3 | 0/0 | 3/3 | 0/2 | 0/0 | 6/8 | .750 | 15/16 | .938 | 33 | |
| Jacksonville | 5 | 0/0 | 1/1 | 4/4 | 3/5 | 0/1 | 1/1 | 9/12 | .750 | 13/13 | 1.000 | 40 | |
| Tennessee/Houston | 2 | 0/0 | 2/2 | 2/3 | 0/1 | 1/1 | 0/0 | 5/7 | .714 | 7/7 | 1.000 | 22 | |
| AFC South | 13 | 0/0 | 6/6 | 6/7 | 6/9 | 2/5 | 1/1 | 21/28 | .750 | 39/40 | .975 | 102 | |
| AFC Totals | 134 | 1/1 | 83/86 | 73/82 | 57/93 | 26/40 | 1/1 | 241/303 | .795 | 338/340 | .994 | 1,061 | |
| Arizona | 3 | 0/0 | 1/1 | 2/2 | 2/2 | 2/2 | 0/0 | 7/7 | 1.000 | 12/12 | 1.000 | 33 | |
| St. Louis | 4 | 0/0 | 1/1 | 5/5 | 2/3 | 0/1 | 0/0 | 8/10 | .800 | 11/11 | 1.000 | 35 | |
| San Francisco | 4 | 0/0 | 3/4 | 0/0 | 2/4 | 0/0 | 0/0 | 5/8 | .625 | 11/11 | 1.000 | 26 | |
| Seattle | 19 | 2/2 | 9/10 | 8/8 | 7/13 | 1/3 | 0/2 | 27/38 | .711 | 56/56 | 1.000 | 137 | |
| NFC West | 30 | 2/2 | 14/16 | 15/15 | 13/22 | 3/6 | 0/2 | 47/63 | .746 | 90/90 | 1.000 | 231 | |
| Dallas | 4 | 0/0 | 3/3 | 0/0 | 1/1 | 1/1 | 0/0 | 5/5 | 1.000 | 14/14 | 1.000 | 29 | |
| N.Y. Giants | 3 | 0/0 | 2/2 | 3/3 | 2/3 | 0/0 | 0/1 | 7/9 | .778 | 7/7 | 1.000 | 28 | |
| Philadelphia | 3 | 0/0 | 0/0 | 0/0 | 2/2 | 0/0 | 0/0 | 2/2 | 1.000 | 13/13 | 1.000 | 19 | |
| Washington | 4 | 0/0 | 1/1 | 2/2 | 0/0 | 0/0 | 0/0 | 3/3 | 1.000 | 14/14 | 1.000 | 23 | |
| NFC East | 14 | 0/0 | 6/6 | 5/5 | 5/6 | 1/1 | 0/1 | 17/19 | .895 | 48/48 | 1.000 | 99 | |
| Chicago | 3 | 0/0 | 4/4 | 0/0 | 0/2 | 0/0 | 0/0 | 4/6 | .667 | 4/4 | 1.000 | 16 | |
| Detroit | 2 | 0/0 | 0/0 | 2/2 | 1/1 | 0/0 | 0/0 | 3/3 | 1.000 | 4/4 | 1.000 | 13 | |
| Green Bay | 4 | 0/0 | 1/1 | 3/3 | 2/2 | 0/1 | 0/0 | 6/7 | .857 | 7/7 | 1.000 | 25 | |
| Minnesota | 4 | 1/1 | 0/1 | 0/1 | 2/3 | 1/1 | 0/0 | 4/7 | .571 | 8/9 | .889 | 20 | |
| NFC North | 13 | 1/1 | 5/6 | 5/6 | 5/8 | 1/2 | 0/0 | 17/23 | .739 | 23/24 | .958 | 74 | |
| Atlanta | 4 | 0/0 | 1/1 | 1/1 | 0/0 | 1/2 | 0/0 | 3/4 | .750 | 12/12 | 1.000 | 21 | |
| Carolina | 2 | 0/0 | 1/1 | 2/2 | 0/1 | 1/1 | 0/0 | 4/5 | .800 | 6/6 | 1.000 | 18 | |
| New Orleans | 3 | 0/0 | 1/1 | 3/3 | 1/1 | 0/0 | 0/0 | 5/5 | 1.000 | 11/11 | 1.000 | 26 | |
| Tampa Bay | 4 | 0/0 | 3/3 | 0/0 | 3/3 | 1/2 | 0/0 | 7/8 | .875 | 6/6 | 1.000 | 27 | |
| NFC South | 13 | 0/0 | 6/6 | 6/6 | 4/5 | 3/5 | 0/0 | 19/22 | .864 | 35/35 | 1.000 | 92 | |
| NFC Totals | 70 | 3/3 | 31/34 | 31/32 | 27/41 | 8/14 | 0/3 | 100/127 | .787 | 196/197 | .995 | 496 | |
| NFL Totals | 204 | 4/4 | 114/120 | 104/114 | 84/134 | 34/54 | 1/4 | 341/430 | .793 | 534/537 | .994 | 1,557 | |
| Home | 101 | 2/2 | 54/56 | 48/51 | 39/61 | 20/28 | 1/4 | 164/202 | .812 | 305/308 | .990 | 797 | |
| Road | 103 | 2/2 | 60/64 | 56/63 | 45/73 | 14/26 | 0/0 | 177/228 | .776 | 229/229 | 1.000 | 760 | |
| Grass | 167 | 3/3 | 92/97 | 85/94 | 70/112 | 31/47 | 1/4 | 282/357 | .790 | 446/449 | .993 | 1,292 | |
| Turf | 37 | 1/1 | 22/23 | 19/20 | 14/22 | 3/7 | 0/0 | 59/73 | .808 | 88/88 | 1.000 | 265 | |
| Outdoors | 185 | 3/3 | 105/110 | 93/103 | 77/123 | 32/49 | 1/4 | 311/392 | .793 | 487/490 | .994 | 1,420 | |
| Domes | 19 | 1/1 | 9/10 | 11/11 | 7/11 | 2/5 | 0/0 | 30/38 | .790 | 47/47 | 1.000 | 137 | |
| All Sun. Games | 169 | 4/4 | 95/99 | 82/91 | 70/107 | 29/47 | 1/3 | 281/351 | .801 | 453/456 | .993 | 1,296 | |
| Sunday Nights | 17 | 0/0 | 8/8 | 11/13 | 10/12 | 5/5 | 0/0 | 34/38 | .895 | 47/48 | .980 | 149 | |
| Mondays | 24 | 0/0 | 9/10 | 16/16 | 12/23 | 4/5 | 0/1 | 41/55 | .745 | 53/53 | 1.000 | 176 | |
| Thursdays | 2 | 0/0 | 3/3 | 0/0 | 1/1 | 1/1 | 0/0 | 5/5 | 1.000 | 5/5 | 1.000 | 20 | |
| Saturdays | 9 | 0/0 | 7/8 | 6/7 | 1/3 | 0/1 | 0/0 | 14/19 | .737 | 23/23 | 1.000 | 65 | |
| Wins | 128 | 3/3 | 76/79 | 76/82 | 50/75 | 22/30 | 1/3 | 228/272 | .838 | 410/411 | .998 | 1,094 | |
| Losses | 76 | 1/1 | 38/41 | 28/32 | 34/59 | 12/24 | 0/1 | 113/158 | .715 | 124/126 | .984 | 463 | |
| August | 1 | 0/0 | 1/1 | 2/2 | 0/0 | 1/1 | 0/0 | 4/4 | 1.000 | 1/1 | 1.000 | 13 | |
| September | 46 | 1/1 | 23/23 | 21/23 | 22/29 | 9/14 | 0/1 | 76/91 | .835 | 126/126 | 1.000 | 354 | |
| October | 50 | 2/2 | 21/22 | 25/28 | 20/37 | 7/12 | 1/1 | 76/102 | .745 | 137/137 | 1.000 | 365 | |
| November | 50 | 0/0 | 35/37 | 30/31 | 20/33 | 8/12 | 0/0 | 93/113 | .823 | 134/136 | .985 | 413 | |
| December | 53 | 1/1 | 30/33 | 25/29 | 19/31 | 7/12 | 0/2 | 82/108 | .759 | 129/130 | .992 | 375 | |
| January | 4 | 0/0 | 4/4 | 1/1 | 3/4 | 2/3 | 0/0 | 10/12 | .833 | 7/7 | 1.000 | 37 | |



JOHN ENGELBERGER

6-4 • 252 • 7TH YR. • VIRGINIA TECH

BORN: Oct. 18, 1976, in Heidelberg, Germany
HIGH SCHOOL: Robert E. Lee High School, Springfield, Va.
ACQUIRED: Trade with San Francisco, 2005
NFL Year: 7th • **Year with Broncos:** 2nd
NFL Games Played/Started: 92/58 • **Postseason:** 2/0

60

DEFENSIVE END

ENGELBERGER AT A GLANCE:

- A seventh-year defensive end who enters his second season with the Broncos after the club acquired him in a trade with San Francisco a few weeks before the start of 2005 training camp.
- Contributed 24 tackles (17 solo) in 14 regular-season games as a reserve for Denver in 2005.
- Led the 49ers with a career-high six sacks (40.5 yds.) in 2004 in 16 games (15 starts).
- Started 16 games in 2003 and tallied a then career-high 4.5 sacks (31 yds.) to help San Francisco tie for fourth in the NFL with 42 sacks.
- Missed only two games in his first five NFL seasons and was a key member of 49ers run defenses that posted three consecutive top-10 NFL rankings from 2001-03.
- Selected as a second-team All-American by the Associated Press and a first-team All-Big East Conference choice as a senior at Virginia Tech.
- Joined the Broncos on July 15, 2005, in a trade with San Francisco in exchange for cornerback Willie Middlebrooks.
- Selected by San Francisco in the second round (35th overall) of the 2000 NFL Draft.

CAREER TRANSACTIONS: Signed by San Francisco as a draft choice 7/18/00; Traded to Denver 7/15/05.


2005: In his first season with the Broncos, Engelberger played 14 regular-season games (0 starts) and contributed 24 tackles (17 solo) as a part of the NFL's second-best run defense (85.2 ypg.). Engelberger, whom the Broncos acquired in a trade with San Francisco in exchange for cornerback Willie Middlebrooks on July 15, was inactive for both of the Broncos' postseason contests. In the regular-season opener at Mia. (9/11), he made two tackles (1 solo). The following week in Denver's home opener vs. S.D. (9/18), Engelberger contributed two solo tackles. He recorded a solo tackle on *Monday Night Football* vs. K.C. (9/26) and added one special-teams tackle at Jac. (10/2). Against Was. (10/9), he made a season-high six tackles (4 solo). In the game vs. N.E. (10/16), he fair caught a kickoff to begin the second half. Engelberger added an assisted tackle at NYG (10/23) and a solo stop vs. Phi. (10/30). After he was inactive for two games, Engelberger returned to the lineup and contributed a solo tackle in each of his first two games back in the defensive line rotation (at K.C. 12/4 and vs. Bal. 12/11). He added three tackles (2 solo) and returned a squibbed kickoff five yards at Buf. (12/17). He registered two tackles (1 solo) vs. Oak. (12/24) and posted three tackles at S.D. (12/31).

2004: Engelberger played 16 regular-season games (15 starts) at left defensive end for San Francisco, recording career highs in tackles (64) and sacks (6-40.5 yds.) while matching his personal best with four forced fumbles. He posted single-game highs with six tackles (three times) and forced two fumbles in the season finale at N.E. (1/2). He started at defensive end and totaled three tackles (1 solo) vs. Atl. (9/12). At N.O. (9/19), Engelberger recorded three tackles (1 solo), one sack (11 yds.), one forced fumble and a pass defended. The following week at Sea. (9/26), he started and made four stops (3 solo) and half a sack. Against Stl. (10/3), he started and contributed to two tackles. Engelberger returned to the starting lineup at NYJ (10/17) after a one-game absence and recorded five tackles (4 solo) and a pass defended. He contributed five tackles and half a sack (5.5 yds.) at Chi. (10/31). He started and made two solo tackles, including a 4-yard sack, vs. Sea. (11/7). He contributed three tackles (2 solo) and a pass defended to a defense that allowed only 57 rushing yards against Car. (11/14). He posted a season-high six tackles (3 solo) at T.B. (11/21) before matching that total with six tackles (3 solo) vs. Mia. (11/28) in contributing to a defense that yielded just 49 rushing yards. He posted a career-high two sacks (14 yds.) as part of a five-tackle (two solo), one-forced-fumble effort at Stl. (12/5). Engelberger made five stops (4 solo) at Ari. (12/12) on a unit that limited the Cardinals to 75 rushing yards. He registered four tackles (2 solo) against Was. (12/18) and made four solo tackles vs. Buf. (12/26). At N.E. (1/2), he matched his career high with six tackles (3 solo) and two forced fumbles while he also recovered a fumble and had one sack (5 yds.) in the regular-season finale against the Patriots.

2003: Engelberger started all 16 regular-season games for San Francisco at defensive end, recording 35 tackles (25 solo) while setting a then career high with 4.5 sacks (31 yds.). He contributed to a run defense that placed in the league's top-10 for the third consecutive campaign. In the season-opening win vs. Chi. (9/7), he made one solo tackle and half a sack (2 yds.). For the third consecutive week vs. Cle. (9/21), the 49ers' defense did not yield 100 rushing yards as Engelberger made two tackles (1 solo) and a sack (6 yds.) to help limit the Browns to 51 yards on the ground. He registered three tackles (2 solo) and one sack (11 yds.) at Min. (9/28). In a victory vs. Stl. (11/2), he contributed to a defense that allowed just nine rushing yards, the second-fewest rushing yards allowed in a single game in 49ers history. He tallied four solo tackles in back-to-back games vs. Pit. (11/17) and at G.B. (11/23). At Bal. (11/30), he recorded one solo tackle, one forced fumble, one fumble recovery and one sack (12 yds.). He contributed to a defense that allowed 59 rushing yards in a winning effort vs. Ari. (12/7). He contributed two solo tackles and one sack (0 yds.) in a win at Phi. (12/21) and recorded two tackles (1 solo) vs. Sea. (12/27).

2002: Engelberger played 15 regular-season games (0 starts) and both postseason contests for San Francisco, compiling 12 tackles (11 solo) and one special-teams tackle. The defense held its opponents to less than 100 rushing yards seven times and to less than 50 rushing yards on two occasions. He recorded a sack (6 yds.), a pass defended and a special-teams tackle in an NFC Wild Card Game win vs. NYG (1/5). In an NFC Divisional Playoff Game, he contributed two tackles (1 solo) at T.B. (1/12). He made a solo tackle in a win at NYG (9/5) to help limit the Giants to just 43 rushing yards. He played on a defense that yielded less than 100 rushing yards in consecutive weeks, allowing only 57 rushing yards in a win vs. Was. (9/22) and 88 vs. Stl. (10/6). He left the victory at Sea. (10/14) with an ankle injury, forcing him to miss the following game against N.O. (10/20). He returned to action vs. Ari. (10/27). The defense again held consecutive opponents to less than 100 rushing yards in back-to-back wins, limiting Oakland (11/3) to 81 yards and Kansas City (11/10) to 80 yards. He made two solo stops in a win against Sea. (12/1) before making three solo tackles vs. G.B. (12/15). At Stl. (12/30), he made one solo tackle to contribute to a defense that yielded just 35 rushing yards.

2001: Engelberger played 15 regular-season games (14 starts) and set his career high with four forced fumbles. He also contributed 36 tackles (32 solo) and four sacks (29 yds.) to a defense that ranked among the NFL's top-10 against the run. San Francisco held its opponents to less than 100 yards rushing eight times and to less than 60 yards on three occasions. He was inactive for an NFC Wild Card Game at G.B. (1/13) due to a right ankle injury suffered late in the season. He recorded two tackles (1 solo) as a starter in a win vs. Atl. (9/9). Against Stl. (9/23), he was credited with three tackles (2 solo), a sack (12 yds.) and a forced fumble. The 49ers' defense did not allow 100 rushing yards in three consecutive victories at NYJ (10/1), vs. Car. (10/7) and at Atl. (10/14). Engelberger registered four tackles (3 solo) against the Jets to contribute to a defense that allowed 82 rushing yards and made three stops (1 solo) at Chi. (10/28). Engelberger contributed two tackles and a sack to help limit Det. (11/4) to 58 rushing yards in a game that sparked a five-game winning streak for San Francisco. He was credited with four solo tackles, a sack (6 yds.) and a forced fumble at Ind. (11/25). He recorded two solo tackles in a 35-0 win vs. Buf. (12/2). Engelberger did not play in the win vs. Mia. (12/16) due to a left heel injury. He returned to action in a win vs. Phi. (12/22) and recorded a sack (11 yds.), one forced fumble and two solo tackles. Engelberger then set a career high with five solo tackles at Dal. (12/30) and chipped in two solo tackles and a forced fumble at N.O. (1/6) to help limit the Saints to 40 rushing yards in a win.

2000: Selected by the 49ers in the second round (35th overall) of the 2000 NFL Draft, Engelberger played all 16 regular-season games (13 starts) as a rookie. He recorded 28 tackles (20 solo), three sacks (22 yds.) and a forced fumble. He contributed to a defense that held its opponents to less than 100 rushing yards eight times and added six special-teams stops. In his NFL debut at Atl. (9/3), Engelberger made a solo tackle to help limit the Falcons to 95 rushing yards. Engelberger recorded his first pro sack at Stl. (9/17) when he dropped Kurt Warner for a 5-yard loss. He finished that game with three tackles (2 solo). The following week at Dal. (9/24), he started his first NFL game in place of an injured Junior Bryant and made one solo tackle and one sack (7 yds.) to contribute to a defense that held the Cowboys to just 76 rushing yards. Engelberger remained in the starting lineup for the rest of the season. He made three tackles (2 solo) in a win vs. Ari. (10/1). He was credited with two solo stops vs. Oak. (10/8) and posted a season-high four tackles (2 solo) at G.B. (10/15). Engelberger recorded three solo tackles, including a 10-yard sack, vs. Stl. (10/29) while adding a special-teams tackle against the Rams. He made two solo tackles at N.O. (11/5). In a win vs. K.C. (11/12), he registered four tackles (3 solo) to help the defense limit the Chiefs to 49 rushing yards. In a win the following week vs. Atl. (11/19), he recorded two tackles (1 solo) to help cap the Falcons at 93 rushing yards. At S.D. (12/3), he played on a defensive unit that limited the Chargers to 49 rushing yards. He recorded an assisted tackle and a pass defended along with a special-teams tackle vs. N.O. (12/10). In a winning effort vs. Chi. (12/17), he played on a defensive unit that held the Bears to 104 total offensive yards (39 rushing and 65 passing).

COLLEGE: Engelberger was a second-team All-America selection by the Associated Press and a first-team All-Big East Conference choice following a senior season at Virginia Tech that saw him record 53 tackles (32 solo) and seven sacks. During his four years at Virginia Tech, the Hokies played in four bowl games, includ-

ing an appearance in the National Championship Game. During his senior season, he spearheaded a defense that ranked third in the nation in total defense (247.3 yards per game) and rushing defense (75.9 ypg.) en route to a berth in the National Championship Game (Sugar Bowl) against Florida State in January of 2000. At the conclusion of his senior season, he was awarded the Paul Torgersen Award as the Hokie player who shows a commitment to hard work and great effort every time he takes the field. As a junior, he recorded 66 tackles and 7.5 sacks (59 yds.) to garner an All-Big East second-team selection. The Hokies' defense placed seventh in the country in yards allowed per game (284.9 ypg.) and 11th in the nation in both rushing defense (102.2 ypg.) and pass efficiency defense (103.4 rating) that year as they were chosen to play in the Music City Bowl. He was named the team's outstanding defensive lineman following his junior campaign. He finished his sophomore season with 70 tackles (43 solo) and six sacks (47 yds.) en route to a second-team All-Big East selection. As a freshman, he contributed 64 tackles (33 solo) and six sacks (40 yds.) to a team that was undefeated at home (7-0) en route to a berth in the Orange Bowl. Engelberger started his collegiate career as a walk-on at Virginia Tech.

PERSONAL: Engelberger lettered in football for two years at Robert E. Lee High School in Springfield, Va., where he played tight end and linebacker. He caught 19 passes for 422 yards and four touchdowns while adding 94 tackles and three sacks as a linebacker as a senior. He earned a bachelor's degree in interdisciplinary studies from Virginia Tech. John Albert Engelberger was born Oct. 18, 1976, in Heidelberg, Germany.

ENGELBERGER'S REGULAR SEASON RECORD

| Year | Club | G | S | UT | A | TT | S-Yds. | I-Yds. | PD | FF | FR | TD-Int. | TD-FR | S | Pts. |
|-----------------------|-----------|-----------|-----------|------------|-----------|------------|-------------------|------------|----------|----------|----------|----------|----------|----------|----------|
| 2000 | San Fran. | 16 | 13 | 20 | 8 | 28 | 3-22 | 0-0 | 0 | 1 | 0 | 0 | 0 | 0 | 0 |
| 2001 | San Fran. | 15 | 14 | 32 | 4 | 36 | 4-29 | 0-0 | 1 | 4 | 0 | 0 | 0 | 0 | 0 |
| 2002 | San Fran. | 15 | 0 | 11 | 1 | 12 | 0-0 | 0-0 | 0 | 0 | 0 | 0 | 0 | 0 | 0 |
| 2003 | San Fran. | 16 | 16 | 25 | 10 | 35 | 4.5-31 | 0-0 | 0 | 0 | 1 | 0 | 0 | 0 | 0 |
| 2004 | San Fran. | 16 | 15 | 34 | 30 | 64 | 6-40.5 | 0-0 | 3 | 4 | 1 | 0 | 0 | 0 | 0 |
| 2005 | Denver | 14 | 0 | 17 | 7 | 24 | 0-0 | 0-0 | 0 | 0 | 0 | 0 | 0 | 0 | 0 |
| CAREER TOTALS | | 92 | 58 | 139 | 60 | 199 | 17.5-122.5 | 0-0 | 4 | 9 | 2 | 0 | 0 | 0 | 0 |
| BRONCOS TOTALS | | 14 | 0 | 17 | 7 | 24 | 0-0 | 0-0 | 0 | 0 | 0 | 0 | 0 | 0 | 0 |

ADDITIONAL STATISTICS: Special teams tackles — 2000 (6), 2001 (1), 2002 (1), 2005 (1), TOTAL (9). Miscellaneous tackles — 2000 (6), 2001 (1), 2002 (1), TOTAL (8). Kick returns — 2005 (1 for 5 yds.), TOTAL (1 for 5 yds.).

ENGELBERGER'S POSTSEASON RECORD

| Year | Club | G | S | UT | A | TT | S-Yds. | I-Yds. | PD | FF | FR | TD-Int. | TD-FR | S | Pts. |
|-----------------------|-----------|----------|----------|----------|----------|----------|------------|------------|----------|----------|----------|----------|----------|----------|----------|
| 2001 | San Fran. | 0 | 0 | 0 | 0 | 0 | 0-0 | 0-0 | 0 | 0 | 0 | 0 | 0 | 0 | 0 |
| 2002 | San Fran. | 2 | 0 | 2 | 1 | 3 | 1-6 | 0-0 | 0 | 0 | 0 | 0 | 0 | 0 | 0 |
| 2005 | Denver | 0 | 0 | 0 | 0 | 0 | 0-0 | 0-0 | 0 | 0 | 0 | 0 | 0 | 0 | 0 |
| CAREER TOTALS | | 2 | 0 | 2 | 1 | 3 | 1-6 | 0-0 | 0 | 0 | 0 | 0 | 0 | 0 | 0 |
| BRONCOS TOTALS | | 0 | 0 | 0 | 0 | 0 | 0-0 | 0-0 | 0 | 0 | 0 | 0 | 0 | 0 | 0 |

ADDITIONAL STATISTICS: Special teams tackles — 2002 (1), TOTAL (1). Miscellaneous tackles — 2002 (1), TOTAL (1).

ENGELBERGER'S SINGLE GAME HIGHS

(Postseason in parentheses)

Sacks — 2 at St. Louis, 12/5/04 (1 vs. N.Y. Giants, 1/5/03). **Sack yards** — 14 at St. Louis, 12/5/04 (6 vs. N.Y. Giants, 1/5/03). **Interceptions** — None (none). **Interception return yards** — None (none).

ENGELBERGER'S MULTIPLE-SACK GAMES (1)

*denotes win (Engelberger's teams are 0-1 when he records more than one sack in a game.)

| Date | Opponent | S-Yds. |
|---------|--------------|--------|
| 12/5/04 | at St. Louis | 2-14 |

DID YOU KNOW?

The Broncos enter the 2006 season as one of only three teams in the NFL at least 100 games above the .500 mark in regular-season play since the 1970 AFL-NFL merger. Denver (323-223-6 / .591) joins Miami (347-203-2 / .630) and Pittsburgh (333-217-2 / .605) as the only three teams in the NFL that enter the 2006 season 100 or more games above .500 since 1970.



PAUL ERNSTER

6-0 • 217 • 2ND YR. • NORTHERN ARIZONA

BORN: Jan. 26, 1982, in Phoenix

HIGH SCHOOL: Ironwood High School, Glendale, Ariz.

ACQUIRED: Draft #7 (239th overall), 2005

NFL YEAR: 2nd • YEAR WITH BRONCOS: 2nd

NFL GAMES PLAYED/STARTED: 1/0

3

PUNTER/KICKER

ERNSTER AT A GLANCE:

- A second-year player who served as the Broncos' kickoff specialist for their 2005 season opener at Miami (9/11/05) before he was placed on the practice squad/injured list a few weeks later with a torn anterior cruciate ligament in his right knee.
- Twice named All-Big Sky Conference (2004 as a punter/kicker, '03 as a kicker) at Northern Arizona University and finished his career at the school ranked third all time with 221 points.
- Selected as a consensus first-team Division I-AA All-American in 2004, his first year as a full-time punter, after leading the nation (I-AA) with a 47.8 gross punting average on 55 punts.
- Set a school single-season scoring record for kickers with 101 points (18 FGs, 47 PATs) in 2003, breaking a record that had stood since 1986.
- Named Big Sky Special Teams Player of the Week five times in his career (3 in 2004, 2 in '03).
- Selected by the Broncos in the seventh round (239th overall) of the 2005 NFL Draft.

CAREER TRANSACTIONS: Signed by Denver as a draft choice 7/7/05; Waived by Denver 9/20/05; Signed by Denver (practice squad) 9/21/05; Placed on practice squad/injured list (right knee) by Denver 9/28/05; Signed by Denver to a future contract 1/23/06.



2005: Ernster made the Broncos' active roster as a rookie following training camp and was the team's kick-off specialist in its regular-season opener at Mia. (9/11). He kicked off three times for 163 yards (54.3 avg.) with a long kickoff of 65 yards against the Dolphins. Ernster was placed on Denver's practice squad on Sept. 21 before he was moved to the practice squad/injured list on Sept. 28 with a torn anterior cruciate ligament in his right knee. He spent his rookie campaign rehabilitating the injury at the team's training facility.

COLLEGE: Ernster, in his final year at Northern Arizona University, was named a first-team All-American by The Walter Camp Foundation, IAA.org, *The Sports Network* and the *Football Gazette*. A first-team All-Big Sky Conference selection at both punter and kicker, he led the nation (Division I-AA) with a 47.8 punting average on 55 punts with a 71-yard long in 11 games while picking up the conference's Special Teams Player of the Week award three times. He placed 19 punts inside the 20-yard line for the Lumberjacks while making 9-of-18 field-goal attempts (.500) and all 27 extra points as the kicker to move into third place on the school's all-time points list (221). Ernster was named the conference and national Special Teams Player of the Week by *The Sports Network* and CSTV for his performance in a win over Portland State when he hit a 48-yard game-winning field goal with 12 seconds left. The kick was the first game-winning field goal for the school with less than a minute remaining since 1997, and it ranked as the second-longest fourth-quarter game-winning field goal for NAU since 1975. Ernster picked up All-Big Sky honorable mention accolades as a junior after handling the kicking duties in all 13 games. A CoSIDA Academic All-District VIII selection, Ernster set a school single-season scoring record for kickers with 101 points on the season by connecting on 18-of-30 field-goal attempts (.600) and 47-of-49 extra-point attempts (.959). Ernster handled kicking duties in all 11 contests during his sophomore season for NAU, making 13-of-19 field-goal attempts (.684 - third in the Big Sky) and 27-of-29 extra-point attempts (.931). He handled kickoff duties in the first four games as a redshirt freshman and in 10 games overall. He served as the punter against Idaho State for the first time in his career, drilling four punts for 179 yards (44.8 avg.) with one touchdown.

PERSONAL: Ernster was named the 2005 Golden Eagle Male Scholar-Athlete of the Year and represented Northern Arizona at the 2004 NCAA Foundation Leadership Conference in Orlando, Fla. Nicknamed "Boomer" by his teammates, Ernster excelled in the classroom at NAU as a four-time (2002-05) Golden Eagle Scholar Athlete, a three-time (2002-04) Big Sky Conference All-Academic choice and a two-time (2002-03) choice for the Athletic Director's Honor Roll. Ernster lettered twice in both football and baseball at Ironwood High School in Glendale, Ariz. He was an all-state selection as a kicker while earning all-region honors as a kicker, punter and linebacker. He has two brothers, Mark and Scott. Mark Ernster was a four-year letterman in baseball at Arizona State. A computer information systems major at Northern Arizona, Paul T. Ernster is the son of Timothy and Barbara Ernster and was born Jan. 26, 1982, in Phoenix.

ERNSTER'S REGULAR SEASON RECORD

| Year | Club | G | FIELD GOALS | | | | | | TOTAL | Pct. | PATs | | Pts. |
|----------------------|--------|----------|-------------|------------|------------|------------|------------|------------|------------|-------------|------------|-------------|----------|
| | | | 1-19 | 20-29 | 30-39 | 40-49 | 50-59 | 60+ | | | Md./Att. | Pct. | |
| 2005 | Denver | 1 | 0/0 | 0/0 | 0/0 | 0/0 | 0/0 | 0/0 | 0/0 | .000 | 0/0 | .000 | 0 |
| CAREER TOTALS | | 1 | 0/0 | 0/0 | 0/0 | 0/0 | 0/0 | 0/0 | 0/0 | .000 | 0/0 | .000 | 0 |

ADDITIONAL STATISTICS: Kickoffs — 2005 (3 kickoffs for 163 yds., 54.3 avg., 65 LG, 0 TB).

ERNSTER'S SINGLE GAME HIGHS

(Postseason in parentheses)

Field goals made — None (none). Field goals attempted — None (none). Longest field goal made — None (none). Longest field goal attempted — None (none). Consecutive field goals made — None (none). PATs made — None (none). PATs attempted — None (none). Consecutive PATs made — None (none). Points scored — None (none). Consecutive games with a field goal — None (none).



NICK FERGUSON

5-11 • 201 • 7TH YR. • GEORGIA TECH

BORN: Nov. 27, 1974, in Miami

HIGH SCHOOL: Jackson High School, Miami

ACQUIRED: Free Agent, 2003

NFL YEAR: 7th • YEAR WITH BRONCOS: 4th

NFL GAMES PLAYED/STARTED: 86/28 • POSTSEASON: 6/2

25

SAFETY

FERGUSON AT A GLANCE:

- A seventh-year safety who has been a full-time starter on defense for two seasons with the Broncos after establishing himself as a top special-teams performer.
- Turned in a career year for the Broncos in 2005, ranking third among NFL safeties with a personal-best five interceptions and placing third on Denver with 81 tackles as a 16-game starter.
- Regarded as one of the Broncos' most consistent special-teams players and has posted 19 or more special-teams stops in a season three times in his career.
- Elected captain of the Broncos' special teams in 2004 and led the unit with 19 tackles.
- Saw extensive action on defense in 2003, starting 10 games to rank fourth on the Broncos with 72 tackles (58 solo) while posting 12 tackles on special teams.
- Played three seasons in the Canadian Football League with Saskatchewan (1997) and Winnipeg (1998-99) before making an NFL active roster for the first time in November 2000.
- Played two years for the Rhein Fire (1998-99) in NFL Europe.
- Began his career at Georgia Tech as a walk-on from Morris Brown College in Atlanta.
- Named winner of the 2005 NFL Player Development Academic Achievement Award after completing his bachelor's degree in management from Georgia Tech in the spring of 2005.
- Joined the Broncos as a free agent April 7, 2003.
- Entered the NFL with Cincinnati as a college free agent April 23, 1996.

CAREER TRANSACTIONS: Signed by Cincinnati as a college free agent 4/23/96; Waived by Cincinnati 8/5/96; Signed by Chicago 2/15/99; Waived by Chicago 8/30/99; Signed by Buffalo 7/7/00; Waived by Buffalo 8/27/00; Signed by Buffalo (practice squad) 8/29/00; Signed by N.Y. Jets 11/7/00; Signed by Denver 4/7/03; Placed on injured reserve (left forearm) by Denver 12/23/03.



2005: Ferguson started all 16 regular-season games and both playoff contests for Denver in his second season as a starter on defense. He placed third on the Broncos and led the club's defensive backs during the regular season with 81 tackles (62 solo) while placing second on the team with a career-high five interceptions (59 yds.) that ranked as the third-highest total in the NFL among safeties. Ferguson also tied for third on the Broncos with 12 passes defended and contributed two forced fumbles and one fumble recovery. He was a key contributor to a defense that allowed the fewest points (258) in the Mike Shanahan era (1995-Present), the third-lowest in Denver history, and tied for third in the league in that category (16.1 ppg.). Ferguson's play helped Denver rank second in the NFL with a +20 turnover differential (36 takeaways/16 giveaways). He contributed five tackles (4 solo) in an AFC Divisional Playoff game vs. N.E. (1/14) to help end the Patriots' NFL-record 10-game postseason winning streak. In the AFC Championship Game vs. Pit. (1/22), Ferguson made nine tackles (5 solo), forced a fumble and broke up a pass. At Mia. (9/11) in Denver's regular-season opener,

FERGUSON RANKS WITH INT LEADERS IN 2005

MOST INTERCEPTIONS AMONG NFL SAFETIES, 2005

| Player | Int | Yds. | Avg. | LG | TD |
|-------------------------|-----|------|------|-----|----|
| 1. Darren Sharper, Min. | 9 | 276 | 30.7 | 92t | 2 |
| 2. Greg Wesley, K.C. | 6 | 106 | 17.7 | 51 | 0 |
| 3. Nick Ferguson, Den. | 5 | 59 | 11.8 | 30 | 0 |
| 4. Brent Alexander, NYG | 4 | 45 | 11.3 | 24 | 0 |
| Michael Boulware, Sea. | 4 | 107 | 26.8 | 40 | 0 |
| Mike Furrey, Stl. | 4 | 143 | 35.8 | 67t | 1 |
| Lance Schulters, Mia. | 4 | 78 | 19.5 | 37 | 0 |
| Troy Vincent, Buf. | 4 | 78 | 19.5 | 42 | 0 |

Ferguson paced the team with 12 tackles (10 solo). He contributed seven tackles (5 solo) vs. S.D. (9/18) and registered four solo tackles on *Monday Night Football* vs. K.C. (9/26). The following week, Ferguson made two solo tackles and intercepted a pass at Jac. (10/2). Ferguson picked off Jaguars quarterback Byron Leftwich's pass to Matt Jones at the Broncos' 7-yard line in the fourth quarter and gained 30 yards on the return to set up a Denver field goal. He made a special-teams tackle vs. N.E. (10/16) before leaving early with a sprained ankle sustained while covering a punt in the first quarter. He remained in the starting lineup and made seven solo tackles and defended a pass at NYG (10/23). Ferguson made three tackles in each of the next two games (vs. Phi. 10/30 and at Oak. 11/13). He added an interception and two passes defended against the Raiders with the takeaway coming off a Kerry Collins pass intended for Randy Moss. He contributed two solo tackles and a fumble recovery vs. NYJ (11/20), helping Denver record its first shutout since Nov. 9, 1997, vs. Carolina. Ferguson intercepted his fourth pass of the season to go with six tackles (4 solo) on Thanksgiving Day at Dal. (11/24). He picked off Dallas quarterback Drew Bledsoe's pass to Terry Glenn. The following week, he led the secondary with nine tackles (6 solo) and two passes defended at K.C. (12/4). Ferguson recorded five tackles (4 solo), an interception and two passes defended vs. Bal. (12/11). His interception in the Broncos' end zone late in the first half thwarted a Ravens scoring threat. He led the team with seven tackles (4 solo) at Buf. (12/17). Ferguson registered three tackles (1 solo) and three passes defended, including his second interception of the season of Kerry Collins, vs. Oak. (12/24).

2004: Ferguson played all 16 regular-season games (1 start) and was a key special teams player for the Broncos while also recording 16 tackles (15 solo) and a pass breakup on defense. He led the team with 19 tackles on special teams and was selected the unit's captain by his teammates. Ferguson started his only game of the year vs. Hou. (11/7) with John Lynch out (bruised sacrum), and the veteran saw a three-game span where he played extensively on defense when Lynch was recovering from the injury. In an AFC Wild Card Game at Ind. (1/9), he played on special teams only and made a tackle. After playing briefly on defense vs. K.C. (9/12) in the season opener, he recorded his first special-teams tackles (2) of the season at Jac. (9/19) but did not appear on defense. He replaced Lynch on defense for the final few plays of the first half vs. S.D. (9/26) and made one tackle on defense and special teams. Ferguson had two solo tackles at Oak. (10/17) when he saw time at safety in the fourth quarter, and he also made a tackle on special teams. He became Denver's primary free safety vs. Atl. (10/31) when Lynch suffered a bruised sacrum at 12:03 of the second quarter and finished the game with four tackles. With Lynch out due to the injury vs. Hou. (11/7), Ferguson recorded his first start of the year and posted 11 tackles (10 solo) on defense. He played extensively at N.O. (11/21), rotating in for Lynch, and totaled four tackles (all solo) and a pass breakup. Ferguson made three special-teams tackles for the second consecutive week in the regular-season finale vs. Ind. (1/2).

2003: Ferguson saw action in 15 regular-season games (10 starts) and ranked fourth on the Broncos with 72 tackles (58 solo) while totaling one sack (13 yds.), three pass breakups and two forced fumbles. He also tied for fourth on the team with 12 special-teams tackles despite missing the season finale after being placed on injured reserve Dec. 23 with a fractured left forearm suffered at Ind. (12/21). Ferguson made four starts at strong safety (vs. Det. 9/28, at K.C. 10/5, vs. Pit. 10/12 and at Min. 10/19) in place of Kenoy Kennedy (ankle) and then started six consecutive games at free safety before his season-ending injury. Ferguson posted two special-teams stops each in games at Cin. (9/7) in the season opener and at S.D. (9/14) in a contest in which he saw his first defensive action of the year. Against Det. (9/28), he started for the injured Kennedy and recorded three tackles (2 solo). At K.C. (10/5), Ferguson started for Kennedy for the second consecutive week and recorded five tackles (3 solo), his first pass deflection of the season and a season-high three special-teams tackles. He registered a career-high 12 tackles (10 solo), a pass breakup and a forced fumble vs. Pit. (10/12). Ferguson recorded 10 tackles (6 solo) and a special-teams stop at Bal. (10/26). Against S.D. (11/16), he recorded his fifth start of the season but his first at free safety and made five solo tackles, including his first career sack for a 13-yard loss on quarterback Doug Flutie. He recorded seven solo tackles vs. Chi. (11/23) from his free safety position. Ferguson tied a career high with 12 tackles (9 solo) at Oak. (11/30) while adding a forced fumble when he stripped Tyrone Wheatley. At Ind. (12/21), Ferguson recorded three solo tackles, a pass breakup and a special-teams stop before leaving the game in the third quarter with a fractured left forearm that ended his season. He underwent surgery Dec. 22 and was placed on injured reserve Dec. 23.

2002: Ferguson played all 16 regular-season games (0 starts) for the New York Jets, recording 23 tackles and a fumble recovery on special teams while adding 11 tackles (9 solo) as a backup defensive back. He saw time on special teams only in both of the Jets' playoff contests (vs. Ind. 1/4 and at Oak. 1/12) and recorded a special-teams tackle against the Colts. Ferguson played in the season opener at Buf. (9/8), primarily on special teams, and collected one solo tackle in addition to helping pave the way for Chad Morton's two kickoff returns for touchdowns. He saw action at safety and on special teams vs. N.E. (9/15), recording one solo tackle on defense and four tackles on special teams. Ferguson made four tackles (2 solo) on defense and two on special teams vs. Cle. (10/27). He recovered a Troy Brown fumble on a punt return and added two special-teams tackles in a win at N.E. (12/22). He ended the year by posting one solo tackle on defense vs. G.B. (12/29) and a team-high five special-teams tackles.

2001: Ferguson played primarily on special teams, finishing second on the Jets with 26 special-teams tackles in 16 regular-season games (1 start). On nine different occasions during the year, he had two or more special-teams tackles in a game. He recorded 21 tackles (12 solo) and a forced fumble on defense and made the first start of his career (free safety) and his lone start of the season vs. Buf. (12/30). Ferguson participated in the Jets' AFC Wild Card Game loss at Oak. (1/12). He made two tackles on special teams at Car. (10/28) as the Jets' coverage unit blocked a punt and returned it for the team's only touchdown in the game. He led New York with four special-teams tackles the following week in a win at N.O. (11/4). Ferguson tied for the team high with two special-teams tackles vs. N.E. (12/2) and posted three tackles on special teams vs. Cin. (12/16). He replaced an injured Damien Robinson late in the fourth quarter of the team's 29-28 win at Ind. (12/23) and had two tackles on defense and another two tackles on special teams. In the first start of his NFL career vs. Buf. (12/30), he started at free safety and posted 16 tackles (9 solo), one pass breakup and a forced fumble.

2000: Ferguson played seven games (0 starts) with the Jets after he was acquired off Buffalo's practice squad. He appeared in the Jets' final seven games of the season as a reserve defensive back and special teams player. He finished the year with nine tackles (5 solo), three passes defended, one interception (20 yds.) and three special-teams tackles. In the team's final three games, Ferguson totaled six tackles and three special-teams tackles. He played exceptionally well vs. Ind. (12/3) when he had four tackles, a team-high three passes defended—including a diving deflection on a third-down pass intended for Marvin Harrison—and also posted his first career interception when he swiped a Peyton Manning pass intended for Jerome Pathon and returned it 20 yards in the fourth quarter.

1996-1999: Ferguson entered the NFL with Cincinnati as a college free agent April 23, 1996, but was waived in training camp (Aug. 5). He played three years in the Canadian Football League, suiting up for the Saskatchewan Rough Riders (1997) and the Winnipeg Blue Bombers (1998-99). He appeared in the Chicago Bears' training camp in 1999 before the team waived him Aug. 30. He also played for the Rhein Fire in NFL Europe from 1998-99.

COLLEGE: Ferguson led Georgia Tech's secondary with 67 tackles as a senior while finishing second on team with seven passes defended. A former walk-on for the Yellow Jackets in 1993, Ferguson began his Georgia Tech career as a scout player after transferring from Morris Brown College in Atlanta.

PERSONAL: Ferguson attended Jackson High School in Miami and was named the team's most valuable player as a senior. Ferguson served as a coaching intern for NFL Europe's Amsterdam Admirals in their 2003 training camp in Tampa, Fla. He gained the nickname "Train Wreck" while playing in NFL Europe for the Rhein Fire when he ran over a teammate to make a tackle. Ferguson grew up as the third of 11 children (seven girls and four boys) in Miami. He was named winner of the 2005 NFL Player Development Academic Achievement Award after completing his bachelor's degree in management from Georgia Tech in the spring of 2005. He enjoys writing poetry in his spare time. His cousin, Ben Hanks, played linebacker at the University of Florida and in the NFL with Minnesota (1996) and Detroit (1997). Nick Ferguson was born Nov. 27, 1974, in Miami.

FERGUSON'S REGULAR SEASON RECORD

| Year | Club | G | S | UT | A | TT | S-Yds. | I-Yds. | PD | FF | FR | TD-Int. | TD-FR | S | Pts. |
|-----------------------|----------------|-----------|-----------|------------|-----------|------------|-------------|-------------|-----------|----------|----------|----------|----------|----------|----------|
| 1996 | | | | | | | | | | | | | | | |
| 1997 | | | | | | | | | | | | | | | |
| 1998-99 | | | | | | | | | | | | | | | |
| 2000 | N.Y. Jets/Buf. | 7 | 0 | 5 | 4 | 9 | 0-0 | 1-20 | 3 | 0 | 0 | 0 | 0 | 0 | 0 |
| 2001 | N.Y. Jets | 16 | 1 | 12 | 9 | 21 | 0-0 | 0-0 | 0 | 1 | 0 | 0 | 0 | 0 | 0 |
| 2002 | N.Y. Jets | 16 | 0 | 9 | 2 | 11 | 0-0 | 0-0 | 0 | 0 | 0 | 0 | 0 | 0 | 0 |
| 2003 | Denver | 15 | 10 | 58 | 14 | 72 | 1-13 | 0-0 | 3 | 2 | 0 | 0 | 0 | 0 | 0 |
| 2004 | Denver | 16 | 1 | 15 | 1 | 16 | 0-0 | 0-0 | 1 | 0 | 0 | 0 | 0 | 0 | 0 |
| 2005 | Denver | 16 | 16 | 62 | 19 | 81 | 0-0 | 5-59 | 12 | 2 | 1 | 0 | 0 | 0 | 0 |
| CAREER TOTALS | | 86 | 28 | 161 | 49 | 210 | 1-13 | 6-79 | 19 | 5 | 1 | 0 | 0 | 0 | 0 |
| BRONCOS TOTALS | | 47 | 27 | 135 | 34 | 169 | 1-13 | 5-59 | 16 | 4 | 1 | 0 | 0 | 0 | 0 |

ADDITIONAL STATISTICS: Special teams tackles — 2000 (3), 2001 (26), 2002 (23), 2003 (12), 2004 (19), 2005 (2), TOTAL (85). Recovered a fumble on a punt return at New England (12/22/02).

FERGUSON'S POSTSEASON RECORD

| Year | Club | G | S | UT | A | TT | S-Yds. | I-Yds. | PD | FF | FR | TD-Int. | TD-FR | S | Pts. |
|-----------------------|-----------|----------|----------|----------|----------|-----------|------------|------------|----------|----------|----------|----------|----------|----------|----------|
| 2001 | N.Y. Jets | 1 | 0 | 0 | 0 | 0 | 0-0 | 0-0 | 0 | 0 | 0 | 0 | 0 | 0 | 0 |
| 2002 | N.Y. Jets | 2 | 0 | 0 | 0 | 0 | 0-0 | 0-0 | 0 | 0 | 0 | 0 | 0 | 0 | 0 |
| 2004 | Denver | 1 | 0 | 0 | 0 | 0 | 0-0 | 0-0 | 0 | 0 | 0 | 0 | 0 | 0 | 0 |
| 2005 | Denver | 2 | 2 | 9 | 5 | 14 | 0-0 | 0-0 | 1 | 1 | 0 | 0 | 0 | 0 | 0 |
| CAREER TOTALS | | 6 | 2 | 9 | 5 | 14 | 0-0 | 0-0 | 1 | 1 | 0 | 0 | 0 | 0 | 0 |
| BRONCOS TOTALS | | 3 | 2 | 9 | 5 | 14 | 0-0 | 0-0 | 1 | 1 | 0 | 0 | 0 | 0 | 0 |

ADDITIONAL STATISTICS: Special teams tackles — 2002 (1), 2004 (1), TOTAL (2).

FERGUSON'S SINGLE GAME HIGHS

(Postseason in parentheses)

Interceptions — 1, six times, last vs. Oakland, 12/24/05 (none). **Interception return yards** — 30 vs. Jacksonville, 10/2/05 (none). **Sacks** — 1 vs. San Diego, 11/16/03 (none). **Sack yards** — 13 vs. San Diego, 11/16/03 (none).



GEORGE FOSTER

6-5 • 338 • 4TH YR. • GEORGIA

BORN: June 9, 1980, in Macon, Ga.

HIGH SCHOOL: Southeast High School, Macon, Ga.

ACQUIRED: Draft #1 (20th overall), 2003

NFL YEAR: 4th • **YEAR WITH BRONCOS:** 4th

NFL GAMES PLAYED/STARTED: 33/32 • **POSTSEASON:** 3/3

72



TACKLE
FOSTER AT A GLANCE:

- A fourth-year tackle who is one of the largest Broncos linemen in franchise history and has steadily developed into a key member of one of the NFL's top offensive lines.
- Started on an offensive line in 2005 that helped the Broncos post the second-most rushing yards (2,539) in franchise history and rank second in the NFL in that category (158.7 ypg.) while setting a team record for most rushing first downs (145).
- Contributed to the Broncos allowing the second-fewest sacks (38) in the NFL since he became a full-time starter in 2004 and has helped the club rank second in the league in total rushing yards (4,872) during that period.
- Made an excellent transition to right tackle in 2004, starting every game at the position after beginning his NFL career on the left side of the offensive line.
- Played every snap on an offensive line in 2004 that set a Broncos record by allowing only 15 sacks, shattering the previous best of 22 sacks set in 1971, to rank third in the NFL.
- Helped Denver post its sixth-highest season rushing total (2,333 yds.) at the time in 2004 and produce the franchise's fifth 1,000-yard back in the last 10 years (Reuben Droughns, 1,240 yds.).
- Appeared in only Denver's final regular-season game as a rookie in 2003.
- Started for two seasons at the University of Georgia.
- Selected by the Broncos in the first round (20th overall) of the 2003 NFL Draft.

CAREER TRANSACTIONS: Signed by Denver as a draft choice 7/25/03.



2005: Foster started all 16 regular-season games and both playoff games for the Broncos at right tackle, paving the way for one of the NFL's most productive offenses. Denver posted its second-best single-season rushing total (2,539) on the fourth-most attempts in team history, paced by Mike Anderson's 1,014 yards, and ranked second in the NFL in rushing (158.7 ypg.). The line allowed the third-fewest sacks (23) in the league and team annals and helped Denver set a franchise record with 145 rushing first downs. Foster also was a key component in the Broncos being just the third team in league history to have two 900-yard rushers (Anderson and Tatum Bell), a 1,000-yard receiver (Rod Smith) and a 3,000-yard passer (Jake Plummer) in the same season. On *Monday Night Football* vs. K.C. (9/26), the line allowed only one sack and cleared the way for 221 rushing yards. Foster and his linemates helped Anderson top the 100-yard rushing plateau for the first time in 2005 at Jac. (10/2) and helped Bell reach the mark vs. Was. (10/9), a game in which Denver did not allow a sack. The line blocked for the team's third consecutive individual 100-yard game when Bell gained 114 yards vs. N.E. (10/16). The team also allowed only one sack to the Patriots. Anderson posted 120 yards at NYG (10/23) for the team's fourth consecutive individual 100-yard rushing performance with the line not allowing a sack to the Giants. The following week vs. Phi. (10/30), the Broncos became the first team in NFL history to

have two 100-yard rushers (Anderson and Bell) and a 300-yard passer (Plummer) in the same game. Against the Eagles, the team gained a staggering 564 total yards, the second-most in franchise history (567, 10/31/04 vs. Atl.) and 49 points, the second-most in franchise history (50, 10/6/63 vs. San Diego). Denver did not allow a sack at Oak. (11/13) and cleared the path for 196 rushing yards (113 by Anderson) vs. NYJ (11/20). Foster contributed to an offensive line that paved the way for 144 rushing yards in a Thanksgiving Day win at Dal. (11/24). The line blocked for a rushing attack that recorded 178 yards and allowed just one sack at Buf. (12/17). In the regular-season finale at S.D. (12/31), the offensive line handled the league's top-ranked rushing defense (79.5 yds. per game) as the Broncos amassed 157 rushing yards.

2004: Foster adjusted well to his first season at right tackle with the Broncos after spending his rookie year working on the left side of the offensive line. He started all 16 regular-season games at right tackle and did not miss an offensive snap on a line that set a franchise record by allowing only 15 sacks, shattering the previous best of 22 sacks set in 1971, to rank third in the NFL. The offensive line did not surrender a sack in eight contests and blocked for a 100-yard rusher in eight different games, including a stretch that yielded a 100-yard rushing game by a Bronco in six of seven games midway through the year. Despite season-ending injuries to the Broncos' top two running backs early in the year, Denver totaled the franchise's sixth-best single-season rushing total (2,333 yds.) behind the strong play of its offensive line. Additionally, the line helped three different Broncos (Reuben Droughns, Tatum Bell and Quentin Griffin) rush for at least 100 yards in a game during the regular season to mark only the second time in franchise history such a feat has occurred. In the first play-off action of his career, Foster started at right tackle in Denver's AFC Wild Card Game at Ind. (1/9). He made his first NFL start at right tackle in Denver's season opener vs. K.C. (9/12) and was part of a blocking effort that paved the way for Griffin to set a franchise record for most rushing yards in a season opener with a game-high 156 yards along with two rushing touchdowns. Foster held defensive end Julius Peppers without a sack vs. Car. (10/10) and helped Droughns post the ninth-highest single-game rushing total (193 yards) by a Bronco in franchise history during the regular season. Foster and the offensive line did not allow a sack for the third time in 2004 at Oak. (10/17) in addition to clearing paths for Denver's dominating run game, which accounted for a season-high 254 yards on 51 carries (4.9 avg.). Foster was a part of franchise history vs. Atl. (10/31) in protecting Jake Plummer as he recorded the most passing yards in a single game in team history (ninth in NFL history) with 499 yards.

2003: Selected by the Broncos in the first round (20th overall) of the 2003 NFL Draft, Foster's development was slowed with a sprained right foot suffered during the first day of training camp. He was declared inactive for the first 15 games before seeing his first NFL action at left tackle in a reserve role in the final week of the season at G.B. (12/28). He was inactive for the Broncos' AFC Wild Card Game at Ind. (1/4).

COLLEGE: In 43 career games at the University of Georgia (10 starts), Foster was regarded as the Bulldogs' best combination blocker with his pass and running blocking skills. The two-year starter provided valuable leadership and depth to the offensive line with his ability to play either tackle position. Foster saw his senior season hindered after suffering a right wrist injury in a car accident in August 2002 but returned to the lineup for the final nine games of the season and was effective blocking with a large cast. As a junior, Foster started the final eight games of the season at left tackle, including the Music City Bowl vs. Boston College. He helped the offense generate 4,761 yards, making 55 key blocks/knockdowns as the team ranked second in the Southeastern Conference by allowing only 15 sacks. A reserve tackle as a sophomore, Foster played in every game of the regular season (12) and in Georgia's win over Virginia in the 2000 Oahu Bowl. He played every game in 1999, earning his first career start against Louisiana State at right tackle. He redshirted as a freshman.

PERSONAL: Foster attended Southeast High School in Macon, Ga., and was named Class 4-A first-team all-state by the *Atlanta Journal-Constitution* and the Georgia Sports Writers Association. He was named to the Super Southern 100 and Top 50 in Georgia by the *Atlanta Journal-Constitution* and the *Macon Telegraph's* "Sweet 16." An all-city pick in his junior and senior seasons, Foster also earned all-Middle Georgia honors as a senior by the *Macon Telegraph*. He was the Most Valuable Team Lineman during his junior and senior seasons and was named a team captain as a senior. Foster had 25 tackles and seven quarterback sacks his senior season and was the recipient of the Coaches' Most Improved Player Award in both his sophomore and junior seasons. Foster is engaged to Chanita and the couple has two daughters: 1-year-old Kai and Jordan (newborn). George Foster was born June 9, 1980, in Macon, Ga.

FOSTER'S REGULAR SEASON RECORD

| Year | Club | G | S |
|----------------------|--------|-----------|-----------|
| 2003 | Denver | 1 | 0 |
| 2004 | Denver | 16 | 16 |
| 2005 | Denver | 16 | 16 |
| CAREER TOTALS | | 33 | 32 |

ADDITIONAL STATISTICS: Miscellaneous tackles — 2004 (3), TOTAL (3).

FOSTER'S POSTSEASON RECORD

| Year | Club | G | S |
|----------------------|--------|----------|----------|
| 2003 | Denver | 0 | 0 |
| 2004 | Denver | 1 | 1 |
| 2005 | Denver | 2 | 2 |
| CAREER TOTALS | | 3 | 3 |



DOMONIQUE FOXWORTH

5-11 • 180 • 2ND YR. • MARYLAND

BORN: March 27, 1983, in Oxford, England

HIGH SCHOOL: Western Tech High School, Catonsville, Md.

ACQUIRED: Draft #3b (97th overall), 2005

NFL YEAR: 2nd • YEAR WITH BRONCOS: 2nd

NFL GAMES PLAYED/STARTED: 16/7 • POSTSEASON: 2/2

22

CORNERBACK

FOXWORTH AT A GLANCE:

- A second-year cornerback who emerged as a reliable player during his rookie year with the Broncos in 2005, totaling 66 tackles (59 solo) and two interceptions while ranking second on the team with 18 pass breakups.
- With seven starts in 2005, Foxworth joined fellow rookie Darrent Williams (9 starts) in starting the most games by a Denver rookie at cornerback since Louis Wright's 11 starts in 1975.
- Intercepted his first pass in the first start of his career at Jacksonville (10/2/05), a game in which his efforts earned him Diet Pepsi NFL Rookie of the Week honors.
- Joined Darrent Williams in 2005 to form only the third pair of Broncos rookies to start the same game at cornerback since 1968, a feat they accomplished twice during the season.
- A three-year starter at cornerback for the University of Maryland who started the final 40 games of his career and earned All-Atlantic Coast Conference honors in each of his final three seasons.
- Garnered second-team All-ACC mention as well as second-team All-America accolades (*The Sporting News*) in 2004 after totaling 36 tackles and eight pass breakups as an 11-game starter.
- Enrolled at Maryland in the spring of 2001 after graduating high school early and was one of only four true freshman to see playing time for the Terrapins.
- Selected by the Broncos in the third round (97th overall) of the 2005 NFL Draft.

CAREER TRANSACTIONS: Signed by Denver as a draft choice 7/22/05.



2005: Foxworth played all 16 regular-season games (7 starts) during his rookie season with the Broncos, ranking second on the team with 18 pass breakups and adding 66 tackles (59 solo). He posted two interceptions (23 yds.) and helped Denver tie for third in the NFL in scoring defense (16.1 ppg.). Named Diet Pepsi NFL Rookie of the Week (Wk. 4 at Jac. 10/2) and a *USA Today* 'All-Joe' Team selection, Foxworth also started both Broncos playoffs games and led the club with 20 tackles in the postseason. He joined fellow rookie Darrent Williams to form only the third pair of Broncos rookies to start the same game at cornerback since starts were tracked by the team in 1968, a feat they accomplished twice in 2005. As the cornerback frequently lined up opposite All-Pro Champ Bailey, Foxworth was often targeted by opponents as evidenced by his 18 pass breakups. He also added a forced fumble and a fumble recovery while posting seven tackles and a fumble recovery on special teams. Foxworth started an AFC Divisional Playoff Game vs. N.E. (1/14) and tied for the team lead with nine tackles (5 solo) to help end the Patriots' NFL record 10-game postseason unbeaten streak. In the AFC Championship Game vs. Pit. (1/22), Foxworth led the team with 11 tackles (8 solo) and had a pass defended. During the Broncos' regular-season opener at Mia. (9/11), Foxworth replaced Lenny Walls (cramps) in the second half and made a solo tackle and broke up a pass against the Dolphins. He recorded two solo tackles and a pass defended in his *Monday Night Football* debut vs. K.C. (9/26). With both Bailey and Williams inactive, Foxworth made the first start of his career at Jac. (10/2) and responded by earning Diet Pepsi Rookie of the Week honors after posting a team-high seven solo tackles, one interception and a fumble recovery against the Jaguars. In the fourth quarter, Foxworth hauled in Jaguars quarterback Byron Leftwich's pass intended for wide receiver Ernest Wilford for his first career interception. The following week vs. Was. (10/9), he and Williams both started at cornerback, marking the first time since 1969 that a pair of Broncos rookies started the same game at cornerback (Grady Cavness and Billy Thompson, vs. Bos., 9/9/69). Foxworth tied for the team lead with seven tackles (5 solo) and two passes defended against the Redskins. Returning to a reserve role with Bailey back in the starting lineup vs. N.E. (10/16), Foxworth paced Denver with a season-high 10 tackles (9 solo) along with a forced fumble and two passes defended. He provided a key interception to go with two solo tackles and a season-high four passes defended vs. Phi. (10/30). Foxworth leapt in front of Donovan McNabb's pass to wide receiver Reggie Brown and intercepted it in the end zone for a touchback, ending Philadelphia's comeback attempt. He made four tackles (3 solo) vs. NYJ (11/20) in Denver's first shutout since Nov. 9, 1997, vs. Carolina. He recorded five solo tackles and two passes defended in the game at Dal. (11/24) on Thanksgiving. In Denver's game vs. Bal. (12/11), he filled in as an emergency starter on defense when Darrent Williams suffered a groin injury covering the game's opening kickoff and finished with

ROOKIE CORNERBACKS CONTRIBUTE IN 2005

BRONCOS ROOKIES STARTING THE SAME GAME AT CORNERBACK, ALL-TIME

(Since Starts were Tracked by the Team Beginning in 1968)

| Rookies | Year | Starts Together |
|--|------|-----------------|
| 1. Grady Cavness and Billy Thompson | 1969 | 14 |
| 2. Drake Garrett and Charlie Greer | 1968 | 12 |
| 3. Domonique Foxworth and Darrent Williams | 2005 | 2 |

six tackles (5 solo) and a special-teams stop. Foxworth remained in the starting lineup for the rest of the regular season and the first playoff game due to the Williams' groin injury.

COLLEGE: Foxworth started all 40 games played in four seasons at the University of Maryland, totaling 143 tackles (121 solo), eight interceptions (128 yds.), 31 pass breakups and four fumble recoveries. He returned one of his interceptions 44 yards for a touchdown and added another score on a 12-yard fumble recovery. With 11 starts at the defensive "wing" position as a senior, Foxworth ended his collegiate career with 40 consecutive starts. As a senior, he was tabbed a second-team All-ACC selection and a second-team All-American by *The Sporting News* after totaling 36 tackles (31 solo) in 11 starts while ranking second on the team with eight pass breakups. Foxworth, a team captain, forced Florida State to punt twice in the second quarter with two third-down pass breakups, and the cornerback finished with six tackles (5 solo) against the Seminoles to earn Chevrolet Player of the Game honors. A second-team All-ACC selection as a junior, he started all 13 games to record 45 tackles (38 solo) and three interceptions (64 yds.), including one that he returned 44 yards for a score. On a third-and-1 play at Eastern Michigan, Foxworth stepped in front of a receiver on a quick out to intercept the pass, which he returned for a 44-yard touchdown. His three interceptions that year tied for fourth in the ACC as well as the team lead along with Madieu Williams. In his first full year as a starter as a sophomore, Foxworth was named first-team All-ACC after posting a career-high 54 tackles (44 solo), five interceptions (64 yds.) and 17 pass breakups in 14 games (14 starts). He also recovered two fumbles, including one that he returned 12 yards for his first career touchdown. He posted the first interception (14 yds.) of his career against Eastern Michigan, picking off the pass at the Maryland 2-yard line. Foxworth was scheduled to red-shirt as a freshman before injuries necessitated his starting against Clemson late in the year. He started the final two games of the regular season and played in the Orange Bowl against Florida as one of only four true freshmen to see playing time for Maryland.

PERSONAL: Foxworth was a three-year starter at defensive back and tailback for Western Tech High School in Catonsville, Md., while also handling kick returns. An All-America and All-Region selection by *SuperPrep*, Foxworth was the publication's No. 3 player in the region and the No. 6 defensive back in the nation as a senior. Additionally, he was a consensus all-state defensive back and Big School All-State choice (Associated Press) while earning first-team All-Metro and All-Baltimore County honors from the *Baltimore Sun*. He racked up 4,871 all-purpose yards and a school-record 43 touchdowns during his career, including a school-record 1,369 rushing yards and 22 touchdowns as a senior. He also caught three touchdowns while throwing four more and returned two kicks for scores. Defensively, he recorded a school-record 14 interceptions. As a senior, he posted 2,037 all-purpose yards. Foxworth was an outstanding student in high school, carrying a GPA above 3.0 and accumulating enough credits to graduate early and enroll at Maryland in the spring of 2001. He earned a bachelor's degree in American studies from Maryland and graduated in three-and-a-half years. He started a mentoring program for Washington youth titled Students Taking Action for the Future in which they would shadow college students. Foxworth authored a book, "On The Island," that was released in May 2006 and is a collection of journal entries he wrote for *The Denver Post* during his rookie year in 2005. Proceeds from the book's sales went to Ambassadors for Literacy, a nonprofit group dedicated to promoting preschool literacy. Foxworth participated in a three-day NFL-arranged business and management workshop at the Harvard Business School during the 2006 offseason. The son of Lorinzo and Karin Foxworth, Domonique Foxworth was born March 27, 1983, in Oxford, England, and resides in Denver.

FOXWORTH'S REGULAR SEASON RECORD

| Year | Club | G | S | UT | A | TT | S-Yds. | I-Yds. | PD | FF | FR | TD-Int. | TD-FR | S | Pts. |
|----------------------|--------|-----------|----------|-----------|----------|-----------|------------|-------------|-----------|----------|----------|----------|----------|----------|----------|
| 2005 | Denver | 16 | 7 | 59 | 7 | 66 | 0-0 | 2-23 | 18 | 1 | 1 | 0 | 0 | 0 | 0 |
| CAREER TOTALS | | 16 | 7 | 59 | 7 | 66 | 0-0 | 2-23 | 18 | 1 | 1 | 0 | 0 | 0 | 0 |

ADDITIONAL STATISTICS: Special teams tackles — 2005 (7), TOTAL (7). Recovered a fumble on a punt return vs. Kansas City to maintain possession (9/26/05).

FOXWORTH'S POSTSEASON RECORD

| Year | Club | G | S | UT | A | TT | S-Yds. | I-Yds. | PD | FF | FR | TD-Int. | TD-FR | S | Pts. |
|----------------------|--------|----------|----------|-----------|----------|-----------|------------|------------|----------|----------|----------|----------|----------|----------|----------|
| 2005 | Denver | 2 | 2 | 13 | 7 | 20 | 0-0 | 0-0 | 1 | 0 | 0 | 0 | 0 | 0 | 0 |
| CAREER TOTALS | | 2 | 2 | 13 | 7 | 20 | 0-0 | 0-0 | 1 | 0 | 0 | 0 | 0 | 0 | 0 |

FOXWORTH'S SINGLE-GAME HIGHS

(Postseason in parentheses)

Interceptions — 1, twice, last vs. Philadelphia, 10/30/05 (none). **Interception return yards** — 23 at Jacksonville, 10/2/05 (none). **Sacks** — None (none). **Sack yards** — None (none).



IAN GOLD

6-0 • 223 • 7TH YR. • MICHIGAN

BORN: Aug. 23, 1978, in Ann Arbor, Mich.

HIGH SCHOOL: Belleville High School, Belleville, Mich.

ACQUIRED: Free Agent, 2005 / Draft #2a (40th overall), 2000

NFL YEAR: 7th • **YEAR WITH BRONCOS:** 6th

NFL GAMES PLAYED/STARTED: 86/51 • **POSTSEASON:** 3/2

52

LINEBACKER

GOLD AT A GLANCE:

- A seventh-year linebacker who three times has recorded 100 or more tackles in a season.
- Led the Broncos with 106 tackles (81 solo) in 2005, marking the first time in his NFL career that he has finished the year as his team's leader in tackles.
- Rejoined the Broncos as a free agent in 2005 for his second stint with the club after playing for Tampa Bay in 2004 following his first four professional seasons with Denver.
- Rebounded from a torn anterior cruciate ligament in his right knee that limited him to only six games in 2003 with Denver by ranking third on the Buccaneers in 2004 with 120 tackles (70 solo) as a 13-game starter.
- Distinguished himself as a top special-teams player with Denver, earning Pro Bowl honors for the unit in 2001, before emerging as a starting linebacker in 2002.
- Posted a career-high 166 tackles (130 solo) as a 16-game starter for the Broncos in 2002 while ranking fifth among AFC linebackers with 6.5 sacks (34 yds.).
- Scored two career touchdowns on an INT return (2003) and a blocked punt return (2000).
- Earned All-Big Ten Conference honors as a junior and senior at the University of Michigan.
- Joined the Broncos as a free agent March 3, 2005.
- Selected by the Broncos in the second round (40th overall) of the 2000 NFL Draft.

CAREER TRANSACTIONS: Signed by Denver as a draft choice 7/22/00; Placed on injured reserve (right knee) by Denver 10/14/03; Signed with Tampa Bay as an unrestricted free agent 4/28/04; Released by Tampa Bay 3/1/05; Signed by Denver 3/3/05.



2005: In his second stint with the Broncos, Gold started all 16 regular-season games and both playoff contests, leading Denver in all three tackle categories during the year: total tackles (106), solo tackles (81) and assists (25). Gold, who paced a team in tackles for the first time in his NFL career, tied for the lead among Broncos linebackers with three sacks (17 yds.). He also defended three passes, forced four fumbles and recovered two fumbles. Gold was a stalwart on the league's second-best rush defense (85.2 ypg.) and a scoring defense that tied for third in the NFL (16.1 ppg.). In an AFC Divisional Playoff Game vs. N.E. (1/14), he had seven tackles (6 solo) and a fumble recovery that set up a Denver touchdown. He followed that performance with four tackles (2 solo) in the AFC Championship Game vs. Pit. (1/22). In the regular-season opener at Mia. (9/11), he led the linebackers and finished second on the team with seven tackles (6 solo) while adding a fumble recovery. He recorded four solo tackles, including a sack that forced a fumble, in the Broncos' home opener vs. S.D. (9/18). Gold paced his position group with eight tackles (6 solo) and forced a fumble on *Monday Night Football* vs. K.C. (9/26). The following week, he contributed six tackles (4 solo) at Jac. (10/2) to help limit the Jaguars to 12 rushing yards, the fewest allowed by the Broncos since 1965 (0 yds., at K.C., 12/19/65). Gold made five tackles (3 solo) vs. Was. (10/9) and may have saved the game when he deflected Redskins quarterback Mark Brunell's pass to wide receiver David Patten to thwart a fourth-quarter two-point conversion and preserve Denver's 21-19 win. He notched a season-high 10 tackles (8 solo) to lead the team at NYG (10/23). He again paced the Broncos with seven tackles (6 solo) and had two pass breakups vs. Phi. (10/30). Gold recorded his second sack of the season as part of six-tackle (4 solo) performance vs. NYJ (11/20), the Broncos' first shutout since Nov. 9, 1997, vs. Carolina. Gold shared the team tackle lead with D.J. Williams as both linebackers racked up 10 tackles on Thanksgiving Day at Dal. (11/24). He matched his season high with a team-leading 10 tackles (9 solo) and a pass defended at K.C. (12/4) before recording his third consecutive 10-tackle game (8 solo) to go with a forced and recovered fumble vs. Bal. (12/11). Gold sacked his third quarterback of the season when he took down Chargers quarterback Philip Rivers for a 2-yard loss as part of his three-tackle outing in the regular-season finale at S.D. (12/31).

GOLD A MEMBER OF 100-TACKLE CLUB

IAN GOLD'S 100-TACKLE SEASONS

| Year | Team | Gold's Total | Team Rank | Team Leader |
|------|-----------|--------------|-----------|----------------------|
| 2002 | Denver | 166 | No. 2 | Al Wilson (199) |
| 2004 | Tampa Bay | 120 | No. 3 | Derrick Brooks (172) |
| 2005 | Denver | 106 | No. 1 | Gold (106) |

2004: In his first and only season with Tampa Bay, Gold ranked third on the Buccaneers with 120 tackles (70 solo) while adding one interception (31 yds., at Stl. (10/18), half a sack (5 yds.) and two pass breakups in 16 games (13 starts). The only starts he missed—at Stl. (10/18), vs. Chi. (10/24) and at Ari. (1/2)—were due to Tampa Bay opening the game with three defensive backs. He started in the season opener at Was. (9/12) and made seven tackles (6 solo) before notching seven tackles (2 solo) and a pass breakup the next week vs. Sea. (9/19) in helping limit the Seahawks to 182 total yards. He recorded six tackles (3 solo) at Oak. (9/26) and tallied a season-high 10 stops (3 solo) vs. Den. (10/3), the team that drafted him and for which he competed on for four seasons. He tallied six tackles (2 solo), an interception (31 yds.) and a pass breakup at Stl. (10/18) on *Monday Night Football*. He did not start against the Rams because the Buccaneers opened the game in a nickel defense, but he intercepted Marc Bulger and returned the turnover 31 yards. After posting two tackles (both solo) vs. Chi. (10/24) in a game that he did not start (nickel defense), he added eight tackles vs. K.C. (11/7). His lone sack of the year was half a sack (5 yds.) of Michael Vick at Atl. (11/4) in an eight-tackle game. The next week vs. S.F. (11/21), he made eight tackles (7 solo) and helped limit the 49ers to only 26 yards of offense and two first downs in the first half. He finished the Buccaneers' contest at Car. (11/28) with nine stops (6 solo) before posting eight tackles (7 solo) vs. Atl. (12/5), contributing to the defense posting its ninth shutout in franchise history and first of the season. At S.D. (12/12), he tallied seven tackles (5 solo) before leading the team with a career-high 15 tackles (6 solo) vs. N.O. (12/19).

2003: Gold—selected as the Broncos' nominee for the Walter Payton NFL Man of the Year award—started the first six games at weakside linebacker before being placed on injured reserve Oct. 14 because of a torn anterior cruciate ligament in his right knee. He underwent surgery at the Steadman-Hawkins Clinic in Vail, Colo., on Oct. 17. Before going down, Gold ranked third on the team in tackles with 39 (34 solo) while also tying for the team lead with two interceptions (14 yds.) and tying for second with six pass deflections. He also made two special-teams stops. In the season opener at Cin. (9/7), Gold recorded 10 tackles (8 solo) and one interception of Jon Kitna that he returned for a 12-yard touchdown. His touchdown was the second of his career, the first coming on a return after he blocked a punt vs. Oak. (11/13/00). The interception was the first of Gold's career and the first by a Broncos linebacker since John Mobley intercepted a pass vs. Oak. (11/11/01). At S.D. (9/14), Gold recorded six solo tackles, two passes defended and snared his second interception in as many weeks. The interception came after Bertrand Berry deflected a Drew Brees pass and was returned two yards. Gold matched his season high with 10 tackles (8 solo) vs. Det. (9/28) and had a pass deflection and a special-teams tackle. At K.C. (10/5), he recorded nine solo tackles, marking a season high for unassisted tackles. He saw his season come to an end vs. Pit. (10/12) when he went down with 6:31 remaining in the first quarter after tearing the ACL in his right knee covering a Denver punt.

2002: Gold started at weakside linebacker in all 16 games and ranked second on the Broncos in tackles with a career-high 166 (130 solo), including a career-high 6.5 sacks (34 yds.), as well as five passes defended, three forced fumbles and one fumble recovery. Gold's sack total tied for fifth in the AFC (T-8th in NFL) among linebackers. In his first year as a starter, Gold posted double-digit tackle totals in 10 games, including four in a row and in eight of the final 10 outings. He also posted at least half a sack in each of the final four games, notching 3.5 sacks in that span. In the season opener vs. Stl. (9/8), Gold posted a then career-high 12 tackles (10 solo) to tie for the team lead. Gold posted his first sack of the season at S.F. (9/15), dropping Jeff Garcia for a 7-yard loss, among his 10 tackles (9 solo). His first forced fumble came vs. Buf. (9/22) and led to a 24-yard scoring return by Chester McGlockton. Gold made a career-high 13 tackles (9 solo) at K.C. (10/20). He posted his second sack of the season at N.E. (10/27), dropping Tom Brady for a 3-yard loss, and forced a fumble in the game. He led the team in tackles while tying his career high with 13 stops (9 solo) vs. Oak. (11/11), including his third sack of the season (5 yds. —QB Rich Gannon), giving him sacks in back-to-back games. At S.D. (12/1), he matched his season high with 13 tackles (10 solo). He recorded his fourth sack at NYJ (12/8), pulling down Chad Pennington for a 10-yard loss. Gold matched his season high (fourth time) with 13 tackles (10 solo) vs. K.C. (12/15) and also recorded his fifth sack of the season (1 yd. —QB Trent Green). Gold recorded his sixth sack of the season at Oak. (12/22), knocking the ball loose from Rich Gannon on the play for his third

GOLD'S SACKS BY QUARTERBACK

*denotes win (Gold's teams are 12-4 in games in which he records a sack.)

| QB | Sacks | Dates |
|------------------|-------|---|
| Rich Gannon | 4 | 1 vs. Oak., 11/13/00*, 1 vs. Oak., 12/30/01*, 1 vs. Oak., 11/11/02, 1 at Oak., 12/22/02 |
| Tom Brady | 1 | at N.E., 10/27/02* |
| Drew Brees | 1 | vs. S.D., 9/18/05* |
| Aaron Brooks | 1 | at N.O., 12/3/00* |
| Kerry Collins | 1 | vs. NYG, 9/10/01* |
| Jeff Garcia | 1 | at S.F., 9/15/02* |
| Trent Green | 1 | vs. K.C., 12/15/02* |
| Ryan Leaf | 1 | at Dal., 11/22/01* |
| Chad Pennington | 1 | at NYJ, 12/8/02 |
| Philip Rivers | 1 | at S.D., 12/31/05* |
| Vinny Testaverde | 1 | vs. NYJ, 11/20/05* |
| Josh McCown | 0.5 | vs. Ari., 12/29/02* |
| Michael Vick | 0.5 | at Atl., 11/14/04 |

forced fumble of the season. He also matched his season high (for the fifth time) of 13 tackles (12 solo) against the Raiders. His fumble recovery came in the season finale vs. Ari. (12/29) when Lionel Dalton sacked Josh McCown, forcing the ball loose, and Gold returned it 18 yards to the Broncos' 16-yard line. In that game, he also raised his sack total to 6.5 with a shared sack of McCown.

2001: Gold—voted to play in the Pro Bowl for the first time in his career as the AFC special teams performer, and named All-AFC for special teams by *Pro Football Weekly*—played all 16 games (0 starts) and posted a then career-best 28 tackles (22 solo), including a then career-high three sacks (14 yds.) while breaking up two passes and forcing a fumble. He excelled on special teams, ranking third on the team with 18 tackles and recovering two fumbles (at K.C. 12/16 and at Ari. 9/23) on the unit. His second fumble recovery came on the opening kickoff of the second half at K.C. (12/16). In the season opener vs. NYG (9/10), he posted one solo tackle in the form of a sack of Kerry Collins for a 2-yard loss. Gold recorded a then season-high in tackles at S.D. (10/21) with four (3 solo). He recorded his second sack (6 yds.) of the season at Dal. (11/22), dropping Ryan Leaf and causing a fumble that was recovered by John Mobley to set up a Broncos touchdown. Gold set his season high initially with five tackles at Mia. (12/2), just one short of his career single-game high set in 2000 at N.O. (12/3/00). Gold tied his season high in tackles with five vs. Oak. (12/30), including one sack, as he took down Rich Gannon for a 6-yard loss in the second quarter.

2000: Selected by the Broncos in the second round (40th overall) of the 2000 NFL Draft, Gold played all 16 regular-season games (0 starts) as a rookie and saw action in a reserve role on defense and special teams. He posted 21 tackles (20 solo) on defense with two sacks (4 yds.) and a forced fumble (vs. Oak. 11/13). He recorded 11 solo tackles in a two-game span (Gms. 13-14), posting five vs. Sea. (12/10) after a career-high six at N.O. (12/3). On special teams, Gold ranked third on Denver with 11 tackles and blocked a punt, which he returned 12 yards for his first touchdown, vs. Oak. (11/13). He also recovered two fumbles (vs. Cle. 10/15 and vs. Atl. 9/10) on special teams. He played as a reserve and on special teams in the AFC Wild Card Game at Bal. (12/31) and posted one solo tackle in his first postseason game. Gold made his NFL debut in the season opener at Stl. (9/4) and made four tackles (3 solo). He was spectacular on *Monday Night Football* vs. Oak. (11/13), registering a sack of Rich Gannon and forcing a fumble on the play that the Broncos recovered. He also blocked a Shane Lechler punt and returned it 12 yards for a touchdown in the win, finishing the game with two special-teams tackles to earn AFC Special Teams Player of the Week honors. Gold became the first Bronco to return a blocked punt for a touchdown since Rob Nairne returned one 22 yards for a score vs. N.E. (11/11/79).

COLLEGE: Gold was a four-year letterwinner and two-year starter at the University of Michigan, switching from running back to linebacker as a sophomore. He earned All-Big Ten Conference honors as both a junior (second team) and senior (first team), leading the Wolverines in tackles with 95 (71 solo) in his final campaign in Ann Arbor. He played every game as a sophomore in his first season as a linebacker following a freshman season in which he mostly saw special teams duty as a running back.

PERSONAL: Gold was a *SuperPrep* All-American, *Blue Chip Illustrated* All-Midwest, *Detroit News* Blue Chip, All-Mega Conference, all-area and Associated Press Class A/AA all-state pick as a running back at Belleville High School in Belleville, Mich. A three-year letterman, he rushed for 934 yards and 21 touchdowns while returning a pair of punts for scores as a senior despite missing the final two games with a knee sprain. Gold's numbers from his junior year included 920 rushing yards and 17 touchdowns. He also lettered in basketball (guard) and track (sprinter/high jumper). Gold earned a bachelor's degree in political science from Michigan. His twin brothers, Jason and Jeremy, played football at Central Michigan, and his younger brother, Cory, played football in high school and is a 2002 graduate of Moorehouse College. Gold's mother and father both graduated from the University of Michigan. Ian Maurice Gold was born Aug. 23, 1978, at the University of Michigan Hospital in Ann Arbor, Mich.

GOLD'S REGULAR SEASON RECORD

| Year | Club | G | S | UT | A | TT | S-Yds. | I-Yds. | PD | FF | FR | TD-Int. | TD-FR | S | Pts. |
|-----------------------|-----------|-----------|-----------|------------|------------|------------|----------------|-------------|-----------|----------|----------|----------|----------|----------|----------|
| 2000 | Denver | 16 | 0 | 20 | 1 | 21 | 2-4 | 0-0 | 0 | 1 | 0 | 0 | 0 | 0 | 0 |
| 2001 | Denver | 16 | 0 | 22 | 6 | 28 | 3-14 | 0-0 | 2 | 1 | 0 | 0 | 0 | 0 | 0 |
| 2002 | Denver | 16 | 16 | 130 | 36 | 166 | 6.5-34 | 0-0 | 5 | 3 | 1 | 0 | 0 | 0 | 0 |
| 2003 | Denver | 6 | 6 | 34 | 5 | 39 | 0-0 | 2-14 | 6 | 0 | 0 | 1 | 0 | 0 | 6 |
| 2004 | Tampa Bay | 16 | 13 | 70 | 50 | 120 | 0.5-5 | 1-31 | 2 | 0 | 0 | 0 | 0 | 0 | 0 |
| 2005 | Denver | 16 | 16 | 81 | 25 | 106 | 3-17 | 0-0 | 5 | 4 | 2 | 0 | 0 | 0 | 0 |
| CAREER TOTALS | | 86 | 51 | 357 | 123 | 480 | 15-74 | 3-45 | 20 | 9 | 3 | 1 | 0 | 0 | 6 |
| BRONCOS TOTALS | | 70 | 38 | 287 | 73 | 360 | 14.5-69 | 2-14 | 18 | 9 | 3 | 1 | 0 | 0 | 6 |

ADDITIONAL STATISTICS: Special teams tackles — 2000 (11), 2001 (18), 2002 (1), 2003 (2), TOTAL (32). Blocked a Shane Lechler punt vs. Oakland (11/13/00) and returned it 12 yards for a touchdown. Special teams fumbles — 2000 (2FR), 2001 (2FR), 2002 (1FR), TOTAL (5FR).

GOLD'S POSTSEASON RECORD

| Year | Club | G | S | UT | A | TT | S-Yds. | I-Yds. | PD | FF | FR | TD-Int. | TD-FR | S | Pts. |
|-----------------------|--------|----------|----------|----------|----------|-----------|------------|------------|----------|----------|----------|----------|----------|----------|----------|
| 2000 | Denver | 1 | 0 | 1 | 0 | 1 | 0-0 | 0-0 | 0 | 0 | 0 | 0 | 0 | 0 | 0 |
| 2005 | Denver | 2 | 2 | 8 | 3 | 11 | 0-0 | 0-0 | 0 | 0 | 1 | 0 | 0 | 0 | 0 |
| CAREER TOTALS | | 3 | 2 | 9 | 3 | 12 | 0-0 | 0-0 | 0 | 0 | 1 | 0 | 0 | 0 | 0 |
| BRONCOS TOTALS | | 3 | 2 | 9 | 3 | 12 | 0-0 | 0-0 | 0 | 0 | 1 | 0 | 0 | 0 | 0 |

GOLD'S SINGLE-GAME HIGHS

(Postseason in parentheses)

Sacks — 1, 14 times, last at San Diego, 12/31/05 (none). **Sack yards** — 10 at N.Y. Jets, 12/8/02 (none). **Interceptions** — 1, three times, last at St. Louis, 10/18/04 (none). **Interception return yards** — 31 at St. Louis, 10/18/04 (none).

IAN GOLD CAREER GAME-BY-GAME

(Victories asterisked)

| 2000 DENVER (11-5) | | TACKLES | | | | | | | | | |
|------------------------------|--------------------|---------|-------------|-----------|----------|-----------|------------|------------|----------|----------|--------------------|
| Date | Opponent | P/S | UT | A | TT | S-Yds. | I-Yds. | PD | FF | FR | |
| Sep 4 | at St. Louis | P | 3 | 1 | 4 | 0-0 | 0-0 | 0 | 0 | 0 | |
| Sep 10 | vs. Atlanta* | P | 0 | 0 | 0 | 0-0 | 0-0 | 0 | 0 | 0 | |
| Sep 17 | at Oakland* | P | 0 | 0 | 0 | 0-0 | 0-0 | 0 | 0 | 0 | |
| Sep 24 | vs. Kansas City | P | | | | | | | | | Special Teams Only |
| Oct 1 | vs. New England | P | | | | | | | | | Special Teams Only |
| Oct 8 | at San Diego* | P | | | | | | | | | Special Teams Only |
| Oct 15 | vs. Cleveland* | P | 1 | 0 | 1 | 0-0 | 0-0 | 0 | 0 | 0 | |
| Oct 22 | at Cincinnati | P | 0 | 0 | 0 | 0-0 | 0-0 | 0 | 0 | 0 | |
| Nov 5 | at N.Y. Jets* | P | | | | | | | | | Special Teams Only |
| Nov 13 | vs. Oakland* | P | 1 | 0 | 1 | 1-2 | 0-0 | 0 | 1 | 0 | |
| Nov 19 | vs. San Diego* | P | 1 | 0 | 1 | 0-0 | 0-0 | 0 | 0 | 0 | |
| Nov 26 | at Seattle* | P | 0 | 0 | 0 | 0-0 | 0-0 | 0 | 0 | 0 | |
| Dec 3 | at New Orleans* | P | 6 | 0 | 6 | 1-2 | 0-0 | 0 | 0 | 0 | |
| Dec 10 | vs. Seattle* | P | 5 | 0 | 5 | 0-0 | 0-0 | 0 | 0 | 0 | |
| Dec 17 | at Kansas City | P | 1 | 0 | 1 | 0-0 | 0-0 | 0 | 0 | 0 | |
| Dec 23 | vs. San Francisco* | P | 2 | 0 | 2 | 0-0 | 0-0 | 0 | 0 | 0 | |
| Regular Season Totals | | | 16/0 | 20 | 1 | 21 | 2-4 | 0-0 | 0 | 1 | 0 |
| Dec 31 | at Baltimore* | P | 1 | 0 | 1 | 0-0 | 0-0 | 0 | 0 | 0 | |
| Postseason Totals | | | 1/0 | 1 | 0 | 1 | 0-0 | 0-0 | 0 | 0 | 0 |

*AFC Wild Card Playoff Game

| 2001 DENVER (6-10) | | TACKLES | | | | | | | | | |
|------------------------------|------------------|---------|-------------|-----------|----------|-----------|-------------|------------|----------|----------|----------|
| Date | Opponent | P/S | UT | A | TT | S-Yds. | I-Yds. | PD | FF | FR | |
| Sep 10 | vs. N.Y. Giants* | P | 1 | 0 | 1 | 1-2 | 0-0 | 0 | 0 | 0 | |
| Sep 23 | at Arizona* | P | 1 | 0 | 1 | 0-0 | 0-0 | 0 | 0 | 0 | |
| Sep 30 | vs. Baltimore | P | 0 | 0 | 0 | 0-0 | 0-0 | 2 | 0 | 0 | |
| Oct 7 | vs. Kansas City* | P | 0 | 0 | 0 | 0-0 | 0-0 | 0 | 0 | 0 | |
| Oct 14 | at Seattle | P | 1 | 1 | 2 | 0-0 | 0-0 | 0 | 0 | 0 | |
| Oct 21 | at San Diego | P | 3 | 1 | 4 | 0-0 | 0-0 | 0 | 0 | 0 | |
| Oct 28 | vs. New England* | P | 0 | 0 | 0 | 0-0 | 0-0 | 0 | 0 | 0 | |
| Nov 5 | at Oakland | P | 2 | 0 | 2 | 0-0 | 0-0 | 0 | 0 | 0 | |
| Nov 11 | vs. San Diego* | P | 2 | 0 | 2 | 0-0 | 0-0 | 0 | 0 | 0 | |
| Nov 18 | vs. Washington | P | 0 | 0 | 0 | 0-0 | 0-0 | 0 | 0 | 0 | |
| Nov 22 | at Dallas* | P | 1 | 0 | 1 | 1-6 | 0-0 | 0 | 1 | 0 | |
| Dec 2 | at Miami | P | 4 | 1 | 5 | 0-0 | 0-0 | 0 | 0 | 0 | |
| Dec 9 | vs. Seattle* | P | 1 | 1 | 2 | 0-0 | 0-0 | 0 | 0 | 0 | |
| Dec 16 | at Kansas City | P | 1 | 0 | 1 | 0-0 | 0-0 | 0 | 0 | 0 | |
| Dec 30 | vs. Oakland* | P | 4 | 1 | 5 | 1-6 | 0-0 | 0 | 0 | 0 | |
| Jan 6 | at Indianapolis | P | 1 | 1 | 2 | 0-0 | 0-0 | 0 | 0 | 0 | |
| Regular Season Totals | | | 16/0 | 22 | 6 | 28 | 3-14 | 0-0 | 2 | 1 | 0 |

| 2002 DENVER (9-7) | | TACKLES | | | | | | | | | |
|------------------------------|-------------------|---------|--------------|------------|-----------|------------|---------------|------------|----------|----------|----------|
| Date | Opponent | P/S | UT | A | TT | S-Yds. | I-Yds. | PD | FF | FR | |
| Sep 8 | vs. St. Louis* | S | 10 | 2 | 12 | 0-0 | 0-0 | 0 | 0 | 0 | |
| Sep 15 | at San Francisco* | S | 10 | 1 | 11 | 1-7 | 0-0 | 0 | 0 | 0 | |
| Sep 22 | vs. Buffalo* | S | 7 | 1 | 8 | 0-0 | 0-0 | 0 | 1 | 0 | |
| Sep 30 | at Baltimore | S | 6 | 2 | 8 | 0-0 | 0-0 | 1 | 0 | 0 | |
| Oct 6 | vs. San Diego* | S | 5 | 1 | 6 | 0-0 | 0-0 | 1 | 0 | 0 | |
| Oct 13 | vs. Miami | S | 3 | 4 | 7 | 0-0 | 0-0 | 0 | 0 | 0 | |
| Oct 20 | at Kansas City* | S | 9 | 4 | 13 | 0-0 | 0-0 | 1 | 0 | 0 | |
| Oct 27 | at New England* | S | 7 | 1 | 8 | 1-3 | 0-0 | 0 | 1 | 0 | |
| Nov 11 | vs. Oakland | S | 9 | 4 | 13 | 1-5 | 0-0 | 0 | 0 | 0 | |
| Nov 17 | at Seattle* | S | 7 | 3 | 10 | 0-0 | 0-0 | 0 | 0 | 0 | |
| Nov 24 | vs. Indianapolis | S | 10 | 2 | 12 | 0-0 | 0-0 | 0 | 0 | 0 | |
| Dec 1 | at San Diego | S | 10 | 3 | 13 | 0-0 | 0-0 | 0 | 0 | 0 | |
| Dec 8 | at N.Y. Jets | S | 7 | 2 | 9 | 1-10 | 0-0 | 1 | 0 | 0 | |
| Dec 15 | vs. Kansas City* | S | 10 | 3 | 13 | 1-1 | 0-0 | 1 | 0 | 0 | |
| Dec 22 | at Oakland | S | 12 | 1 | 13 | 1-3 | 0-0 | 0 | 1 | 0 | |
| Dec 29 | vs. Arizona* | S | 8 | 2 | 10 | 0.5-5 | 0-0 | 0 | 0 | 1 | |
| Regular Season Totals | | | 16/16 | 130 | 36 | 166 | 6.5-34 | 0-0 | 5 | 3 | 1 |

| 2003 DENVER (10-6) | | TACKLES | | | | | | | | | |
|---|-----------------|---------|------------|-----------|----------|-----------|------------|-------------|----------|----------|----------|
| Date | Opponent | P/S | UT | A | TT | S-Yds. | I-Yds. | PD | FF | FR | |
| Sep 7 | at Cincinnati* | S | 8 | 2 | 10 | 0-0 | 1-12 | 1 | 0 | 0 | |
| Sep 14 | at San Diego* | S | 6 | 0 | 6 | 0-0 | 1-2 | 2 | 0 | 0 | |
| Sep 22 | vs. Oakland* | S | 3 | 1 | 4 | 0-0 | 0-0 | 2 | 0 | 0 | |
| Sep 28 | vs. Detroit* | S | 8 | 2 | 10 | 0-0 | 0-0 | 1 | 0 | 0 | |
| Oct 5 | at Kansas City | S | 9 | 0 | 9 | 0-0 | 0-0 | 0 | 0 | 0 | |
| Oct 12 | vs. Pittsburgh* | S | 0 | 0 | 0 | 0-0 | 0-0 | 0 | 0 | 0 | |
| Placed on Injured Reserve Oct. 14 (TORN ACL - RIGHT KNEE) | | | | | | | | | | | |
| Regular Season Totals | | | 6/6 | 34 | 5 | 39 | 0-0 | 2-14 | 6 | 0 | 0 |

| 2004 TAMPA BAY (5-11) TACKLES | | | | | | | | | | |
|-------------------------------|--------------------|-----|-------|----|----|--------|-------|------|----|-----|
| Date | Opponent | P/S | UT | A | TT | S-Yds. | I-Yds | PD | FF | FR |
| Sep 12 | at Washington | S | 6 | 1 | 7 | 0-0 | 0-0 | 0 | 0 | 0 |
| Sep 19 | vs. Seattle | S | 2 | 5 | 7 | 0-0 | 0-0 | 1 | 0 | 0 |
| Sep 26 | at Oakland | S | 3 | 3 | 6 | 0-0 | 0-0 | 0 | 0 | 0 |
| Oct 3 | vs. Denver | S | 3 | 7 | 10 | 0-0 | 0-0 | 0 | 0 | 0 |
| Oct 10 | at New Orleans* | S | 4 | 1 | 5 | 0-0 | 0-0 | 0 | 0 | 0 |
| Oct 18 | at St. Louis | S | 2 | 4 | 6 | 0-0 | 1-31 | 1 | 0 | 0 |
| Oct 24 | vs. Chicago* | P | 2 | 0 | 2 | 0-0 | 0-0 | 0 | 0 | 0 |
| Nov 7 | vs. Kansas City* | S | 3 | 5 | 8 | 0-0 | 0-0 | 0 | 0 | 0 |
| Nov 14 | at Atlanta | S | 6 | 2 | 8 | -5-5 | 0-0 | 0 | 0 | 0 |
| Nov 21 | vs. San Francisco* | S | 7 | 1 | 8 | 0-0 | 0-0 | 0 | 0 | 0 |
| Nov 28 | at Carolina | S | 6 | 3 | 9 | 0-0 | 0-0 | 0 | 0 | 0 |
| Dec 5 | vs. Atlanta* | S | 7 | 1 | 8 | 0-0 | 0-0 | 0 | 0 | 0 |
| Dec 12 | at San Diego | S | 5 | 2 | 7 | 0-0 | 0-0 | 0 | 0 | 0 |
| Dec 19 | vs. New Orleans | S | 6 | 9 | 15 | 0-0 | 0-0 | 0 | 0 | 0 |
| Dec 26 | vs. Carolina | S | 5 | 3 | 8 | 0-0 | 0-0 | 0 | 0 | 0 |
| Jan 2 | at Arizona | P | 3 | 3 | 6 | 0-0 | 0-0 | 0 | 0 | 0 |
| Regular Season Totals | | | 16/13 | 70 | 50 | 120 | 0.5-5 | 1-31 | 2 | 0 0 |

| 2005 DENVER (13-3) TACKLES | | | | | | | | | | |
|----------------------------|-------------------|-----|-------|----|----|--------|-------|-----|----|-----|
| Date | Opponent | P/S | UT | A | TT | S-Yds. | I-Yds | PD | FF | FR |
| Sep 11 | at Miami | S | 6 | 1 | 7 | 0-0 | 0-0 | 0 | 0 | 0 |
| Sep 18 | vs. San Diego* | S | 4 | 0 | 4 | 1-7 | 0-0 | 0 | 1 | 0 |
| Sep 26 | vs. Kansas City* | S | 6 | 2 | 8 | 0-0 | 0-0 | 0 | 1 | 0 |
| Oct 2 | at Jacksonville* | S | 4 | 2 | 6 | 0-0 | 0-0 | 0 | 0 | 0 |
| Oct 9 | vs. Washington* | S | 3 | 2 | 5 | 0-0 | 0-0 | 1 | 0 | 0 |
| Oct 16 | vs. New England* | S | 4 | 2 | 6 | 0-0 | 0-0 | 0 | 0 | 0 |
| Oct 23 | at N.Y. Giants | S | 8 | 2 | 10 | 0-0 | 0-0 | 0 | 0 | 0 |
| Oct 30 | vs. Philadelphia* | S | 6 | 1 | 7 | 0-0 | 0-0 | 2 | 0 | 0 |
| Nov 13 | at Oakland* | S | 2 | 3 | 5 | 0-0 | 0-0 | 0 | 0 | 0 |
| Nov 20 | vs. N.Y. Jets* | S | 4 | 2 | 6 | 1-8 | 0-0 | 0 | 1 | 0 |
| Nov 24 | at Dallas* | S | 7 | 3 | 10 | 0-0 | 0-0 | 0 | 0 | 0 |
| Dec 4 | at Kansas City | S | 9 | 1 | 10 | 0-0 | 0-0 | 0 | 0 | 0 |
| Dec 11 | vs. Baltimore* | S | 8 | 2 | 10 | 0-0 | 0-0 | 0 | 1 | 1 |
| Dec 17 | at Buffalo* | S | 2 | 1 | 3 | 0-0 | 0-0 | 0 | 0 | 0 |
| Dec 24 | vs. Oakland* | S | 5 | 1 | 6 | 0-0 | 0-0 | 0 | 0 | 0 |
| Dec 31 | at San Diego* | S | 3 | 0 | 3 | 1-2 | 0-0 | 1 | 0 | 0 |
| Regular Season Totals | | | 16/16 | 81 | 25 | 106 | 3-17 | 0-0 | 5 | 4 2 |

| | | | | | | | | | | |
|-------------------|-------------------|---|-----|---|---|-----|-----|-----|---|-----|
| Jan 14 | vs. New England*& | S | 6 | 1 | 7 | 0-0 | 0-0 | 0 | 0 | 1 |
| Jan 22 | vs. Pittsburgh\$ | S | 2 | 2 | 4 | 0-0 | 0-0 | 0 | 0 | 0 |
| Postseason Totals | | | 2/2 | 8 | 3 | 11 | 0-0 | 0-0 | 0 | 0 1 |

*AFC Divisional Playoff Game; \$AFC Championship Game



AMON GORDON

6-2 • 319 • 3RD YR. • STANFORD

BORN: Oct. 13, 1981, in Queens, N.Y.

HIGH SCHOOL: Mira Mesa High School, San Diego

ACQUIRED: Waivers (Cleveland), 2006

NFL YEAR: 3rd • YEAR WITH BRONCOS: 1st

NFL GAMES PLAYED/STARTED: 6/0

94

DEFENSIVE TACKLE

GORDON AT A GLANCE:

- A third-year defensive tackle who enters his first season with the Broncos in 2006 after the club claimed him off waivers from Cleveland on March 22.
- Spent the entire 2005 regular season on the Browns' injured reserve list with a knee injury.
- Totaled all six career games with the Browns as a rookie in 2004, posting 10 tackles (6 solo).
- Saw action in 35 career games (18 starts) at Stanford University, recording 71 tackles (43 solo) and seven sacks (90 yds.).
- Moved from defensive end to defensive tackle before the start of his senior year at Stanford.
- Ranked by *SuperPrep* as the No. 22 recruit in the country coming out of Mira Mesa High School in San Diego.
- Selected by Cleveland in the fifth round (161st overall) of the 2004 NFL Draft.

CAREER TRANSACTIONS: Signed by Cleveland as a draft choice 7/30/04; Placed on injured reserve (knee) by Cleveland 9/4/05; Waived by Cleveland 3/17/06; Claimed off waivers by Denver 3/22/06.



2005: Gordon spent the entire regular season with Cleveland on injured reserve due to a knee injury.

2004: Selected by Cleveland in the fifth round (161st overall) of the NFL Draft, Gordon played six games (0 starts) for the Browns and saw time in each of the last four contests. He made 10 tackles (6 solo) and added a special-teams stop for the year. He made his professional debut by playing on special teams vs. Was. (10/3) and recorded a special-teams tackle the following week at Pit. (10/10). He contributed a season-high three tackles (2 solo) at Buf. (12/12) while seeing action as a defensive tackle. He matched his three-tackle performance the following week vs. S.D. (12/19). He added two tackles in each of the team's last two games (at Mia. 12/26 and at Hou. 1/2). He was listed as inactive for eight games and dressed but did not play in two others.

COLLEGE: Gordon moved from defensive end to defensive tackle for his senior season at Stanford University. He saw action in 35 career games (18 starts) at Stanford, posting 71 tackles (43 solo), seven sacks (90 yds.), three fumble recoveries, two forced fumbles, six passes defended and two blocked kicks. During his junior year in 2002, his first season as a starter, Gordon led the team with four sacks (65 yds.) and two fumble recoveries and was second on the team with seven tackles for losses (73 yds.). As a redshirt freshman, Gordon played defensive end and inside linebacker. During the Cardinal's game at No. 5 Oregon, Gordon blocked a punt in the fourth quarter to set up a Stanford touchdown, helping the team to a comeback win. He received a medical redshirt season in 2000 due to a shoulder injury that sidelined him for the majority of the season.

PERSONAL: Gordon was a consensus prep All-America running back/linebacker at Mira Mesa High School in San Diego. As a senior, Gordon gained 1,353 yards and scored 19 touchdowns as a running back. He also posted 107 tackles, five sacks, four forced fumbles, four blocked extra points and two interceptions on defense. He was named first-team all-state, All-CIF and the league offensive MVP as a senior. He transferred with Teyo Johnson (Miami Dolphins) to Mira Mesa High after playing at Mariner High School in Washington during his sophomore and junior seasons. He has a 7-year-old daughter, Jasmyn. Amon Gordon, who majored in comparative studies in race and ethnicity at Stanford, was born in Queens, N.Y., on Oct. 13, 1981.

| GORDON'S REGULAR SEASON RECORD | | | | | | | | | | | | | |
|--------------------------------|-----------|------------------------|----------|----------|----------|-----------|------------|------------|----------|----------|----------|----------|----------|
| Year | Club | G | S | UT | A | TT | S-Yds. | I-Yds. | PD | FF | FR | TD-Int. | TD-FR |
| 2004 | Cleveland | 6 | 0 | 6 | 4 | 10 | 0-0 | 0-0 | 0 | 0 | 0 | 0 | 0 |
| 2005 | Cleveland | INJURED RESERVE (KNEE) | | | | | | | | | | | |
| CAREER TOTALS | | 6 | 0 | 6 | 4 | 10 | 0-0 | 0-0 | 0 | 0 | 0 | 0 | 0 |

ADDITIONAL STATISTICS: Special teams tackles — 2004 (1), TOTAL (1).

| GORDON'S SINGLE-GAME HIGHS | | | | | | | | | | | | | |
|-----------------------------|--|--|--|--|--|--|--|--|--|--|--|--|--|
| (Postseason in parentheses) | | | | | | | | | | | | | |

Sacks — None (none). **Sack yards** — None (none). **Interceptions** — None (none). **Interception return yards** — None (none).



CORNELL GREEN

6-6 • 315 • 7TH YR. • CENTRAL FLORIDA

BORN: Aug. 25, 1976, in St. Petersburg, Fla.

HIGH SCHOOL: Lakewood High School, St. Petersburg, Fla.

ACQUIRED: Unrestricted Free Agent (Tampa Bay), 2004

NFL YEAR: 7th • YEAR WITH BRONCOS: 3rd

NFL GAMES PLAYED/STARTED: 38/8 • POSTSEASON: 5/0

74

TACKLE

GREEN AT A GLANCE:

- A seventh-year tackle with eight career starts who provides depth along the offensive line.
- Saw action in 14 games for Denver in 2005 as a reserve at right tackle.
- Played for the 2002 World Champion Buccaneers and saw time on special teams in Super Bowl XXXVII (a 48-21 Buccaneers victory against Oakland).
- Appeared on the rosters of the New York Jets and Miami before the Dolphins traded him to Tampa Bay prior to the 2002 season.
- Blocked for Dolphins quarterback Daunte Culpepper at the University of Central Florida.
- Joined the Broncos as an unrestricted free agent March 29, 2004.
- Entered the NFL with Atlanta as a college free agent May 17, 1999.

CAREER TRANSACTIONS: Signed by Atlanta as a college free agent 5/17/99; Waived by Atlanta 8/30/99; Signed by Washington 7/14/00; Waived by Washington 8/27/00; Claimed off waivers by N.Y. Jets 8/28/00; Waived by N.Y. Jets 9/5/00; Signed by N.Y. Jets (practice squad) 9/7/00; Signed by N.Y. Jets (active roster) 11/17/00; Waived by N.Y. Jets 12/3/01; Signed by Miami (practice squad) 12/11/01; Traded to Tampa Bay 8/20/02; Signed by Denver as an unrestricted free agent 3/29/04.



2005: Green played 14 regular-season games (0 starts) for Denver and saw time at right tackle in place of George Foster. Green saw the majority of his action on offense in short-yardage situations and contributed on special teams. He also logged time in both of Denver's postseason games (vs. N.E. 1/14 and vs. Pit. 1/22). Green played on an offensive line that cleared the way for the team's first individual 100-yard rushing performance of the year as Mike Anderson gained 115 yards at Jac. (10/2). On Thanksgiving at Dal. (11/24), Ron Dayne rumbled for his season-high 98 yards behind an offensive line that helped the team produce 144 total rushing yards. Green left the Cowboys game with a separated left shoulder injury that forced him inactive for the next two games. He saw time on offense vs. Oak. (12/24) and at S.D. (12/31).

2004: Green was inactive for 13-of-16 games in his first season with the Broncos and did not log any game action on the year. Inactive for the Broncos' AFC Wild Card Game at Ind. (1/9), he dressed for the final three games during the regular season: at K.C. (12/19), at Ten. (12/25) and vs. Ind. (1/2). He was hampered early in the year by a groin injury that he suffered late in the preseason.

2003: Green played eight games and made a career-best five starts for Tampa Bay. He was inactive for the first seven games before starting at right tackle vs. N.O. (11/2), at Car. (11/9) and vs. G.B. (11/16) in place of starter Kenyatta Walker, who was shifted to left tackle. Green saw reserve action at right tackle at Jac. (11/30) and at N.O. (12/7). He started at right tackle vs. Hou. (12/14), saw action as a reserve at right tackle vs. Atl. (12/20) and started at right tackle at Ten. (12/28), recovering a fumble on special teams in the game.

2002: Green played all 16 regular-season games and made three starts at right tackle for Tampa Bay. He joined the Buccaneers in a trade from Miami for an undisclosed draft pick on Aug. 20 (pick eventually became a seventh-round selection in 2003). Green's play helped the Buccaneers to a victory in Super Bowl XXXVII for the franchise's first-ever World Championship. In all three playoff games (NFC Divisional Game vs. S.F. 1/12, NFC Championship Game at Phi. 1/19 and Super Bowl XXXVII vs. Oak. 1/26), he played on special teams. Green started at right tackle in the season opener vs. N.O. (9/8) to mark his NFL debut and saw action mostly on special teams at Bal. (9/15) the next week. He replaced starter Kenyatta Walker in the beginning of the fourth quarter vs. Stl. (9/23) after Walker suffered an ankle sprain, and he started at right tackle at Cin. (9/29) and at Atl. (10/6). Green played primarily on special teams in the final 11 games.

2001: Green spent the first 11 weeks of the season with the New York Jets but was waived Dec. 3. He was inactive for nine contests and dressed but did not play in two others while with the Jets. On Dec. 11, he was signed to the Dolphins' practice squad, where he spent the final four regular-season games.

2000: Green signed with Washington on July 14 and was waived by the Redskins at the end of training camp (Aug. 27). He was claimed off waivers by the New York Jets the following day and spent nine games on their practice squad and seven on the club's 53-man roster (inactive for all seven).

1999: Green entered the NFL with Atlanta as a college free agent May 17 but was waived by the team Aug. 30 and spent the rest of the season out of football.

COLLEGE: Green played four seasons (1995-98) at the University of Central Florida and started all 11 games in each of his final three seasons at both left and right tackle. He was voted as the team's Outstanding Offensive Lineman as a sophomore, junior and senior. Originally recruited to UCF as a defensive lineman, Green moved to the offensive line during his redshirt freshman season. He was a college teammate of Dolphins quarterback Daunte Culpepper at UCF, and in the fall of 2003, was named to UCF's 25th Anniversary Team.

PERSONAL: Green attended Lakewood High School in St. Petersburg, Fla. In the fall of 1999, he unloaded and stacked newspapers for the *St. Petersburg Times* while he was out of football. Green participated in the NFL/United Way Hometown Huddle in October 2003. Cornell Duane Green was born Aug. 25, 1976, in St. Petersburg, Fla., and has two sons: Cornell Jr. and a newborn Tyler.

GREEN'S REGULAR SEASON RECORD

| Year | Club | G | S |
|-----------------------|-----------------|-----------------|----------|
| 1999 | | OUT OF FOOTBALL | |
| 2000 | N.Y. Jets | 0 | 0 |
| 2001 | N.Y. Jets/Miami | 0 | 0 |
| 2002 | Tampa Bay | 16 | 3 |
| 2003 | Tampa Bay | 8 | 5 |
| 2004 | Denver | 0 | 0 |
| 2005 | Denver | 14 | 0 |
| CAREER TOTALS | | 38 | 8 |
| BRONCOS TOTALS | | 14 | 0 |

ADDITIONAL STATISTICS: Miscellaneous tackles — 2003 (1), TOTAL (1). Recovered a fumble at Tennessee (12/28/03).

GREEN'S POSTSEASON RECORD

| Year | Club | G | S |
|-----------------------|-----------|----------|----------|
| 2002 | Tampa Bay | 3 | 0 |
| 2004 | Denver | 0 | 0 |
| 2005 | Denver | 2 | 0 |
| CAREER TOTALS | | 5 | 0 |
| BRONCOS TOTALS | | 2 | 0 |



LOUIS GREEN

6-3 • 228 • 3RD YR. • ALCORN STATE

BORN: Sept. 23, 1979, in Vicksburg, Miss.

HIGH SCHOOL: Jefferson County High School, Lorman, Miss.

ACQUIRED: Free Agent, 2003

NFL YEAR: 3rd • **YEAR WITH BRONCOS:** 3rd

NFL GAMES PLAYED/STARTED: 20/0 • **POSTSEASON:** 3/0

53



LINEBACKER

GREEN AT A GLANCE:

- A third-year linebacker who provides depth at the position and has developed into a reliable special-teams player.
- Ranked third on Broncos with 10 special-teams tackles in 2005, leading or tying for the team high in special-teams tackles in four games during the regular season.
- Made five special-teams tackles in six regular-season games in 2004 and added a special-teams stop in the Broncos' AFC Wild Card Game at Ind. (1/9/05).
- Spent the final part of the 2003 season and most of 2004 on Denver's practice squad before he joined the Broncos' active roster for the final month of the 2004 campaign.
- Played for NFL Europe's Amsterdam Admirals in 2003 after being out of football in 2002.
- Earned All-Southwest Conference honors at Alcorn State University.
- Joined the Broncos as a free agent on Jan. 7, 2003.
- Entered the NFL with Baltimore as a college free agent on June 3, 2002.

CAREER TRANSACTIONS: Signed by Baltimore as a college free agent 6/3/02; Waived by Baltimore 8/26/02; Signed by Denver (future contract) 1/7/03; Waived by Denver 8/31/03; Signed by Denver (practice squad) 11/19/03; Released by Denver 12/23/03; Signed by Denver (practice squad) 12/29/03; Waived by Denver 9/5/04; Signed by Denver (practice squad) 9/7/04; Signed by Denver (active roster) 9/11/04; Waived by Denver 9/13/04; Signed by Denver (practice squad) 9/15/04; Signed by Denver (active roster) 11/30/04.



2005: Green was a solid contributor for the Broncos on special teams, placing third on the team with 10 stops in 14 regular-season games (0 starts). He played a role in Denver's average starting field position being four yards better than its opponents (31.8-yd. line vs. 27.9-yd. line), and the club limited its opponents to only 10 drives started past the 50-yard line to tie for the lowest such total in the NFL. Green either led or shared the team lead in special-teams stops four times during the regular season. He notched a special-teams tackle in an AFC Divisional Playoff Game vs. N.E. (1/14) and saw time in the AFC Championship Game vs. Pit. (1/22). Green opened the season with a special-teams stop at Mia. (9/11). Two weeks later, he made another tackle on coverage vs. K.C. (9/26) before he left the game early with a hamstring injury that forced him to be inactive for the next two weeks (at Jac. 10/2 and vs. Was. 10/9). In three of the Broncos' next five games, he either led or shared the team lead in special-teams tackles starting with two special-teams stops vs. N.E. (10/16). Green added a special-teams tackle at NYG (10/23) before he shared the pace position with two solo special-teams stops vs. Phi. (10/30). After seeing time at Oak. (11/13), Green tied for the team's top spot with two special-teams tackles vs. NYJ (11/20). He chipped in one special-teams stop on Thanksgiving Day at Dal. (11/24).

2004: Green finished the year on the Broncos' active roster after joining the 53-man unit Nov. 30 from the practice squad in a roster opening created when cornerback Lenny Walls was placed on injured reserve. Green began the season on the Broncos' practice squad, was signed to the active roster a day before the season opener and spent Sept. 15 - Nov. 29 on the practice squad. Green played six regular-season games on special teams only, where he made five tackles. Green appeared on special teams only in Denver's AFC Wild Card Game at Ind. (1/9) and made one tackle. He was signed from the practice squad a day before the season opener vs. K.C. (9/12) and appeared on special teams only against the Chiefs to mark his first NFL action. He was waived and signed to the practice squad a day later before returning to the active roster to appear on special teams only at S.D. (12/5). He brought down Chiefs returner Dante Hall at K.C. (12/19) on a kick return for the first special-teams tackle of his career. Green set a career high with two special-teams tackles in each of the final two regular-season games for the Broncos, playing a role in Denver securing its second consecutive playoff berth.

2003: Green spent the final part of the year on Denver's practice squad. He originally signed with Denver as a free agent Jan. 7 and was in its training camp before being waived Aug. 31. He was signed to Denver's practice squad Nov. 19, was released Dec. 23 and later re-signed with the practice squad Dec. 29.

2002: Green entered the NFL as a college free agent with Baltimore on June 3 but was released Aug. 26 late in the preseason. He played for NFL Europe's Amsterdam Admirals in the spring of 2003.

COLLEGE: Green was a three-year starter at Alcorn State University, where he totaled 215 career tackles, including 114 solo, and earned All-Southwestern Athletic Conference honors. As a senior, he finished second on the team by posting a career-high 88 stops. He also posted a team-high seven sacks (57 yds.) that year.

PERSONAL: Green attended Jefferson County High School in Lorman, Miss. Off the field, Green has worked with the National Youth Sports Program for the past six years. He also recently started taking archery lessons as a hobby. Louis Edward Green was born Sept. 23, 1979, in Vicksburg, Miss.

GREEN'S REGULAR SEASON RECORD

| Year | Club | G | S | UT | A | TT | S-Yds. | I-Yds. | PD | FF | FR | TD-Int. | TD-FR | S | Pts. |
|----------------------|--------|-----------|----------|----------|----------|----------|------------|------------|----------|----------|----------|----------|----------|----------|----------|
| 2002 | | | | | | | | | | | | | | | |
| 2003 | Denver | | | | | | | | | | | | | | |
| 2004 | Denver | 6 | 0 | 0 | 0 | 0 | 0-0 | 0-0 | 0 | 0 | 0 | 0 | 0 | 0 | 0 |
| 2005 | Denver | 14 | 0 | 0 | 0 | 0 | 0-0 | 0-0 | 0 | 0 | 0 | 0 | 0 | 0 | 0 |
| CAREER TOTALS | | 20 | 0 | 0 | 0 | 0 | 0-0 | 0-0 | 0 | 0 | 0 | 0 | 0 | 0 | 0 |

ADDITIONAL STATISTICS: Special teams tackles — 2004 (5), 2005 (10), TOTAL (15).

GREEN'S POSTSEASON RECORD

| Year | Club | G | S | UT | A | TT | S-Yds. | I-Yds. | PD | FF | FR | TD-Int. | TD-FR | S | Pts. |
|----------------------|--------|----------|----------|----------|----------|----------|------------|------------|----------|----------|----------|----------|----------|----------|----------|
| 2004 | Denver | 1 | 0 | 0 | 0 | 0 | 0-0 | 0-0 | 0 | 0 | 0 | 0 | 0 | 0 | 0 |
| 2005 | Denver | 2 | 0 | 0 | 0 | 0 | 0-0 | 0-0 | 0 | 0 | 0 | 0 | 0 | 0 | 0 |
| CAREER TOTALS | | 3 | 0 | 0 | 0 | 0 | 0-0 | 0-0 | 0 | 0 | 0 | 0 | 0 | 0 | 0 |

ADDITIONAL STATISTICS: Special teams tackles — 2004 (1), 2005 (1), TOTAL (2).

GREEN'S SINGLE GAME HIGHS

(Postseason in parentheses)

Sacks — None (none). **Sack yards** — None (none). **Interceptions** — None (none). **Interception return yards** — None (none).



BEN HAMILTON

6-4 • 283 • 6TH YR. • MINNESOTA

BORN: Aug. 18, 1977, in Minneapolis

HIGH SCHOOL: Wayzata High School, Wayzata, Minn.

ACQUIRED: Draft #4a (113th overall), 2001

NFL YEAR: 6th • **YEAR WITH BRONCOS:** 6th

NFL GAMES PLAYED/STARTED: 64/64 • **POSTSEASON:** 4/4

GUARD/CENTER



HAMILTON AT A GLANCE:

- A sixth-year guard/center who started every possible Broncos game (regular season and post-season) in each of the last four years, a total of 68 consecutive contests.
- Has not missed an offensive snap since being inserted into the starting lineup in 2002, a span of 4,405 consecutive snaps entering the 2006 season.
- Helped Denver lead the NFL in rushing yards (9,767) and rank fifth in the league in fewest sacks allowed (109) since becoming a starter in 2002.
- Played a key role in the Broncos posting the second-best rushing total in team history (2,539 yds.) in 2005 on a line that cleared the way for the franchise's 10th individual 1,000-yard rushing performance in the last 11 years (Mike Anderson, 1,014 yds.).
- Contributed to Denver setting a franchise record for fewest sacks in a season (15) in 2004.
- Helped Denver set a franchise record with 2,629 rushing yards in 2003.
- Gained experience with NFL Europe's Berlin Thunder in the spring of 2002.
- Regarded as one of the best centers to ever play at the University of Minnesota, earning consensus first-team All-America and first-team All-Big Ten Conference honors as a junior and senior.
- Selected by the Broncos in the fourth round (113th overall) of the 2001 NFL Draft.

CAREER TRANSACTIONS: Signed by Denver as a draft choice 7/10/01.

2005: For the third consecutive season, Hamilton played every offensive snap for the Broncos to extend his streak of consecutive snaps played to 4,405. He started all 16 regular-season games and helped Denver rank second in the NFL in rushing (158.7 ypg.) with 2,539 yards, a total that was the second most in franchise history. He also contributed to an offense that allowed the third-fewest sacks (23) in the league as well as in franchise annals and one that posted a franchise-best 145 rushing first downs. He helped Denver become the third

team in NFL history with two 900-yard rushers (Anderson and Tatum Bell), a 1,000-yard receiver (Rod Smith) and a 3,000-yard passer (Jake Plummer) in the same season. Hamilton also started both post-season contests. In Denver's home opener vs. S.D. (9/18), Hamilton logged the 50th start and game played of his career. The next week, the team posted 221 rushing yards and yielded only one sack on *Monday Night Football* vs. K.C. (9/26). At Jac. (10/2), the offensive line cleared the way for the team's first individual 100-yard rushing performance when Anderson totaled 115 yards against the Jaguars. Denver had its second consecutive individual 100-yard game (Bell) vs. Was. (10/9) and third in a row (Bell) vs. N.E. (10/16). Anderson tallied the team's fourth consecutive individual 100-yard output as he churned for 120 yards at NYG (10/23). The offensive line also held the Giants without a sack. The following week vs. Phi. (10/30), the Broncos became the first team in NFL history to have two 100-yard rushers (Anderson and Bell) and a 300-yard passer (Plummer) in the same game. In addition, Denver posted the second most yards (564) and points (49) in team history against the Eagles. The Broncos did not allow a sack at Oak. (11/13) and gained 196 rushing yards vs. NYJ (11/20). Hamilton helped the offensive line pave the way for 144 rushing yards, including a season-high 98 by Ron Dayne, on Thanksgiving Day at Dal. (11/24). The line blocked for a rushing attack that amassed 178 yards and allowed just one sack at Buf. (12/17). When Denver faced the league's top-ranked rush defense in the regular-season finale at S.D. (12/31), the offensive line cleared the way for 157 rushing yards.

2004: Hamilton started all 16 regular-season games at left guard and did not miss an offensive snap on a Denver line that set a franchise record by allowing only 15 sacks, shattering the previous best of 22 sacks set in 1971, to rank third in the NFL. The offensive line did not surrender a sack in eight contests and blocked for a 100-yard rusher in eight different games, helping to produce a 100-yard rushing game by a Bronco in six of seven games midway through the year. Despite season-ending injuries to the Broncos' top two running backs early in the season, Denver totaled the franchise's sixth-best single-season rushing total (2,333 yds.) behind the strong play of its offensive line. Additionally, the line helped three different Broncos (Reuben Droughns, Tatum Bell and Quentin Griffin) rush for at least 100 yards in a game during the regular season to mark only the second time in franchise history such a feat has occurred. Hamilton started the second playoff game of his career in the Broncos' AFC Wild Card Game at Ind. (1/9). He was a part of a blocking effort vs. K.C. (9/12) that paved the way for Griffin to set a franchise record for most rushing yards in a season opener with a game-high 156 yards along with two rushing touchdowns. In Denver's comeback win vs. Car. (10/10), Hamilton helped solidify the interior of Denver's offensive line for Droughns in the running back's 193-yard rushing effort that marked the ninth-highest single-game rushing total by a Bronco in franchise history during the regular season. Hamilton's blocking played a role in the Broncos not allowing a sack for a third game in 2004 at Oak. (10/17) in addition to clearing paths for Denver's dominating run game, which accounted for a season-high 254 yards on 51 carries (4.9 avg.). Hamilton was a part of franchise history vs. Atl. (10/31) in protecting Jake Plummer as he recorded the most passing yards in a single game in team history (ninth in NFL history) with 499 yards.

2003: Hamilton started at left guard in all 16 regular-season games, helping the Broncos rush for a franchise-record 2,629 yards while tying for the fourth-fewest sacks allowed in team history. Hamilton started at left guard in the Broncos' AFC Wild Card Game at Ind. (1/4). In Wk. 4 vs. Det. (9/28), he moved to center in the fourth quarter to replace an injured Tom Nalen (right ankle).

2002: Hamilton started all 16 games, including the final nine at center after taking over the position—replacing the injured Tom Nalen (left ACL)—at N.E. (10/27). He started the first seven games at left guard, making the first start of his career vs. Stl. (9/8). At K.C. (10/20), Hamilton moved to center in the fourth quarter after Nalen left the game.

2001: Selected by the Broncos in the fourth round (113th overall) of the 2001 NFL Draft, Hamilton was inactive for all 16 games as a rookie. He played in the spring 2002 with Berlin of NFL Europe.

COLLEGE: Hamilton was a four-year starter at the University of Minnesota, starting all 46 games in which he played, and is regarded as one of the best centers to ever play at the school. He was a consensus first-team All-American for the second consecutive year as a senior, earning the accolade from *Football News*, *The Sporting News*, American Football Coaches Association and Walter Camp. Hamilton also was a consensus first-team All-Big Ten Conference choice and a finalist for the Lombardi Award and the Outland Trophy. As a junior, he was named first-team All-American by the Associated Press, becoming the first Minnesota offensive lineman since Bobby Bell in 1962 to earn first-team national honors while also picking up first-team All-America honors from *The Sporting News*. Hamilton was a first-team All-Big Ten Conference choice by the league's coaches and named the team's Paul Giel award winner, which honors the player who exhibits total unselfishness and most concern about the University of Minnesota. He was honorable mention All-Big Ten as a freshman and sophomore after redshirting in 1996.

PERSONAL: Hamilton was a *USA Today* honorable mention All-America choice as a senior at Wayzata High School in Wayzata, Minn., and also added *Minneapolis Star Tribune* all-state, all-conference and all-Metro accolades as he helped lead his school to the 1995 Section 8AA crown. He represented the Metro team in the 1996 Minnesota High School All-Star game and also lettered in tennis and was an honor roll student. Hamilton graduated from Minnesota with a degree in engineering. His father, Wes, played on the offensive line at Tulsa and with the Minnesota Vikings (1976-85). Wes was drafted by the Vikings in the third round of the 1976 NFL Draft and played 116 games with the club. Benjamin Thomas Hamilton was born Aug. 18, 1977, in Minneapolis. He and his wife, Jeanne, reside in Parker, Colo., and the couple has three sons: Elijah (4), Samuel (3) and James, who was born during the 2006 offseason.


HAMILTON'S REGULAR SEASON RECORD

| Year | Club | G | S |
|----------------------|--------|-----------|-----------|
| 2001 | Denver | 0 | 0 |
| 2002 | Denver | 16 | 16 |
| 2003 | Denver | 16 | 16 |
| 2004 | Denver | 16 | 16 |
| 2005 | Denver | 16 | 16 |
| CAREER TOTALS | | 64 | 64 |

ADDITIONAL STATISTICS: Miscellaneous tackles — 2002 (2), 2003 (1), 2004 (2), 2005 (1), TOTAL (6). Recovered a fumble vs. Atlanta (10/31/04).

HAMILTON'S POSTSEASON RECORD

| Year | Club | G | S |
|----------------------|--------|----------|----------|
| 2003 | Denver | 1 | 1 |
| 2004 | Denver | 1 | 1 |
| 2005 | Denver | 2 | 2 |
| CAREER TOTALS | | 4 | 4 |



COREY JACKSON

6-6 • 270 • 2ND YR. • NEVADA

BORN: Nov. 6, 1978, in Cassatt, S.C.

HIGH SCHOOL: North Central High School, Kershaw, S.C.

ACQUIRED: Free Agent, 2005

NFL YEAR: 2nd • **YEAR WITH BRONCOS:** 1st

NFL GAMES PLAYED/STARTED: 1/0

90

DEFENSIVE END

JACKSON AT A GLANCE:

- A second-year defensive end who enters his first training camp with the Broncos in 2006 after joining the club's practice squad on Sept. 4, 2005.
- Spent the entire 2005 regular season on Denver's practice squad after spending 2004 on the active roster of Cleveland, where he made one tackle in his only game action.
- Competed on the Browns' practice squad as a rookie in 2003.
- Named NFL Europe's Defensive Player of the Year in 2004 after ranking second in the league with 9.5 sacks for the Frankfurt Galaxy.
- Played two seasons of college basketball at the University of Nevada and one year of football at the school.
- Entered the NFL with Cleveland as a college free agent on May 2, 2003.

CAREER TRANSACTIONS: Signed by Cleveland as a college free agent 5/2/03; Waived by Cleveland 8/25/03; Signed by Cleveland (practice squad) 9/1/03; Waived by Cleveland 9/23/03; Signed by Cleveland (practice squad) 12/10/03; Waived by Cleveland 8/30/05; Signed by Denver (practice squad) 9/4/05.

2005: Jackson competed in training camp with Cleveland but was waived by the Browns on Aug. 30. Less than a week later, the Broncos signed him to their practice squad on Sept. 4. Jackson spent the duration of the year working on Denver's practice squad.

2004: Jackson spent the entire regular season on Cleveland's active roster. He was declared inactive for 14 games, saw action in one game and did not play in another contest. He made his NFL debut vs. N.E. (12/15) and posted his first career tackle in that game. Jackson dressed but did not play at NYG (9/26).

2003: As a rookie, Jackson had two stints on Cleveland's practice squad. He spent the first three weeks of the season on the practice squad before being waived on Sept. 23. He rejoined the practice squad on Dec. 10 and spent the remainder of the season with that group. Following the season, Jackson competed in NFL Europe during the spring of 2004 as a member of the Frankfurt Galaxy and was named the league's Defensive Player of the Year after posting 9.5 sacks for the club.

COLLEGE: Jackson played two seasons of college basketball at the University of Nevada and one campaign for the school's football team. He appeared in eight games as a defensive end and had one tackle for loss, one pass defended and one blocked kick. He also saw time on offense as a blocking tight end. As a senior, Jackson appeared in 29 basketball games and averaged 9.6 points per game while leading the team with 11.1 rebounds per game. As a junior, Jackson played 27 games and averaged 5.1 points per game and 4.8 rebounds per

game. Before attending Nevada, Jackson played basketball at Ranger Junior College in Ranger, Texas, and posted per-game averages of 16.5 points, 11.0 rebounds, 2.0 assists and 2.0 blocked shots from 1999-00.

PERSONAL: Jackson competed in basketball, football and track at North Central High School in Kershaw, S.C. He earned two letters in both basketball and football while also receiving a letter in track as a high jumper. He was named all-conference as well as the conference's best defensive player in basketball. He was a general studies major at the University of Nevada. Corey Jackson was born Nov. 6, 1978, in Cassatt, S.C.


JACKSON'S REGULAR SEASON RECORD

| Year | Club | G | S | UT | A | TT | S-Yds. | I-Yds. | PD | FF | FR | TD-Int. | TD-FR | S | Pts. |
|----------------------|-----------|----------|----------|----------|----------|----------|------------|------------|----------|----------|----------|----------|----------|----------|----------|
| 2003 | Cleveland | | | | | | | | | | | | | | |
| 2004 | Cleveland | 1 | 0 | 1 | 0 | 1 | 0-0 | 0-0 | 0 | 0 | 0 | 0 | 0 | 0 | 0 |
| 2005 | Denver | | | | | | | | | | | | | | |
| CAREER TOTALS | | 1 | 0 | 1 | 0 | 1 | 0-0 | 0-0 | 0 | 0 | 0 | 0 | 0 | 0 | 0 |

JACKSON'S SINGLE GAME HIGHS

(Postseason in parentheses)

Sacks — None (none). **Sack yards** — None (none). **Interceptions** — None (none). **Interception return yards** — None (none).



NATE JACKSON

6-3 • 235 • 4TH YR. • MENLO COLLEGE

BORN: June 4, 1979, in San Jose, Calif.

HIGH SCHOOL: Pioneer High School, San Jose, Calif.

ACQUIRED: Trade (San Francisco), 2003

NFL YEAR: 4th • **YEAR WITH BRONCOS:** 4th

NFL GAMES PLAYED/STARTED: 15/0 • **POSTSEASON:** 0/0

89

TIGHT END

JACKSON AT A GLANCE:

- A fourth-year player who is in his second year at tight end in 2006 after switching to the position from wide receiver before the start of the 2005 season.
- Played two games for Denver in 2005 following a 2004 season in which he caught eight passes for 73 yards (9.1 avg.) in 12 games (0 starts) as a wide receiver.
- Enjoyed the best game of his career on *Monday Night Football* at Cincinnati (10/25/04), setting career highs in receptions (4) and receiving yards (33).
- Played for the Rhein Fire of NFL Europe in the spring of 2004.
- Spent all but one week on the Broncos' practice squad in 2003 and was out of football in 2002 as a rookie after San Francisco waived him at the end of training camp.
- Played collegiately at Division III Menlo College (Atherton, Calif.), where he received first-team All-America honors after catching 105 passes for 1,520 yards (14.5 avg.) as a senior.
- Joined the Broncos on Aug. 13, 2003, in a trade with San Francisco for a conditional draft pick.
- Entered the NFL with San Francisco as a college free agent April 23, 2002.

CAREER TRANSACTIONS: Signed by San Francisco as a college free agent 4/23/02; Waived by San Francisco 8/21/02; Signed by San Francisco (future contract) 1/18/03; Traded to Denver 8/13/03; Waived by Denver 8/31/03; Signed by Denver (practice squad) 9/2/03; Signed by Denver (active roster) 12/26/03; Placed on injured reserve (left ankle) by Denver 12/7/04.

2005: Jackson switched from wide receiver to tight end during the Broncos' training camp and saw action in two regular-season games but did not record any statistics. After suffering a hamstring injury during training camp, he was inactive for the first three games of the season. Jackson contributed on special teams at Jac. (10/2) in his 2005 season debut. He also played on offense and special teams at NYG (10/23). He was declared inactive for the remaining regular-season contests and both of Denver's playoff games.

2004: Jackson emerged as an option at receiver for the Broncos, playing 12 games (0 starts) and catching eight passes for 73 yards (9.1 avg.), before he was placed on injured reserve Dec. 7 (fractured left ankle). He also contributed on special teams with seven tackles on kickoff and punt coverage. He made the first two catches of his career at Jac. (9/19) during the Broncos' final drive of the game. His first career catch was a 5-yard grab just before the two-minute warning, and he followed that up with a 20-yard reception (the longest catch on that drive) that put Denver in scoring position against the Jaguars. Jackson briefly played wide receiver vs. S.D. (9/26) while also appearing on special teams, making two tackles on that unit. His lone grab at T.B. (10/3),

a 9-yarder along the sideline, occurred during a crucial fourth-quarter drive that set up a game-winning Denver field goal. At Oak. (10/17) in front of many of the fans who supported him when he played at nearby Menlo College (Atherton, Calif.), Jackson appeared on offense but did not make a catch. He enjoyed a career game on *Monday Night Football* at Cin. (10/25), setting personal bests in receptions (4) and receiving yards (33) to total an 8.3 yards-per-reception average. His four receptions against the Bengals equaled his total reception output for his seven career games played up to that point. Jackson did not have a catch against the Bengals until the fourth quarter when he made several clutch receptions, including consecutive 8-yard grabs with Denver looking to mount a comeback. Against Oak. (11/28), he tied for the team high with two special-teams tackles. Jackson played on offense and special teams at S.D. (12/5), where he made one tackle, before a left ankle injury forced him out of the game in the fourth quarter. The injury forced him to go on injured reserve Dec. 7.

2003: Jackson was acquired by the Broncos in a trade from San Francisco for a conditional draft pick Aug. 13. He was waived during the final cutdown on Aug. 31 but signed to the practice squad the next day, where he spent the first 16 weeks of the season before being signed to the 53-man roster Dec. 26. He made his NFL debut two days later at G.B. (12/28), seeing action on offense and special teams. He did not play in an AFC Wild Card Game at Ind. (1/4). In the spring 2004, he played for Rhein in NFL Europe.

2002: Jackson entered the NFL with San Francisco as a college free agent April 23. He was waived by the 49ers in training camp (8/21) and spent the year out of football.

COLLEGE: Jackson was a three-year letterman at Menlo College in Atherton, Calif., where he finished with 261 receptions for 3,976 yards (15.2 avg.) with 43 touchdowns. He received first-team All-America and Division III Coaches All-America honors after catching 105 passes for 1,520 yards (14.5 avg.) with 17 touchdowns as a senior. During his junior year, Jackson totaled 101 receptions for 1,515 yards (15.0 avg.) with 16 touchdowns and caught 55 passes for 941 yards (17.1 avg.) with 10 touchdowns as a sophomore.

PERSONAL: Jackson attended Pioneer High School in San Jose, Calif. He graduated from Menlo College with a bachelor's degree in communications. He considers music as one of his interests and performs as "Jack Nasty" in a California band that has a hip hop/rock style. He also is enrolled in creative writing classes at the University of Denver and wrote a weekly journal for DenverBroncos.com during the 2005 season. In 2005, Jackson spoke with two combined classes at Legacy High School in Broomfield, Colo., as part of the NFL High School Tuesday program. Nate Jackson was born June 4, 1979, in San Jose, Calif.

JACKSON'S REGULAR SEASON RECORD

| Year | Club | G | S | No. | RECEIVING | | | | TD | TDr | SCORING | | | | 2pt | Pts. |
|---------------|--------|----|---|-----|-----------------|------|----|----|----|-----|---------|------|---|---|-----|------|
| | | | | | Yds. | Avg. | LG | TD | | | TDp | TDrt | | | | |
| 2002 | | | | | OUT OF FOOTBALL | | | | | | | | | | | |
| 2003 | Denver | 1 | 0 | 0 | 0 | 0.0 | — | 0 | 0 | 0 | 0 | 0 | 0 | 0 | 0 | |
| 2004 | Denver | 12 | 0 | 8 | 73 | 9.1 | 20 | 0 | 0 | 0 | 0 | 0 | 0 | 0 | 0 | |
| 2005 | Denver | 2 | 0 | 0 | 0 | 0.0 | — | 0 | 0 | 0 | 0 | 0 | 0 | 0 | 0 | |
| CAREER TOTALS | | 15 | 0 | 8 | 73 | 9.1 | 20 | 0 | 0 | 0 | 0 | 0 | 0 | 0 | 0 | |

ADDITIONAL STATISTICS: Special teams tackles — 2004 (7), TOTAL (7).

JACKSON'S POSTSEASON RECORD

| Year | Club | G | S | No. | RECEIVING | | | | TD | TDr | SCORING | | | | 2pt | Pts. |
|----------------------|--------|----------|----------|----------|-----------|------------|----------|----------|----------|----------|----------|----------|----------|----------|----------|----------|
| | | | | | Yds. | Avg. | LG | TD | | | TDp | TDrt | 2pt | Pts. | | |
| 2003 | Denver | 0 | 0 | 0 | 0 | 0.0 | — | 0 | 0 | 0 | 0 | 0 | 0 | 0 | 0 | 0 |
| 2005 | Denver | 0 | 0 | 0 | 0 | 0.0 | — | 0 | 0 | 0 | 0 | 0 | 0 | 0 | 0 | 0 |
| CAREER TOTALS | | 0 | 0 | 0 | 0 | 0.0 | — | 0 | 0 | 0 | 0 | 0 | 0 | 0 | 0 | 0 |

JACKSON'S SINGLE GAME HIGHS

(Postseason in parentheses)

Receptions — 4 at Cincinnati, 10/25/04 (none). **Receiving yards** — 33 at Cincinnati, 10/25/04 (None). **Longest reception** — 20 at Jacksonville, 9/19/04 (none). **Receiving touchdowns** — None (none). **Rushes** — None (none). **Rushing yards** — None (none). **Longest rush** — None (none). **Rushing touchdowns** — None (none).

THE CHOSEN FEW

The Arizona/St. Louis Cardinals franchise, Carolina Panthers and Houston Texans are the only clubs in the NFL to have yet to defeat the Broncos in regular season or postseason play. Denver owns a 6-0-1 record against the Cardinals, a 2-0 record against the Panthers and a 1-0 record against the Texans.



KYLE JOHNSON

6-0 • 242 • 4TH YR. • SYRACUSE

BORN: Dec. 15, 1978, in Woodbridge, N.J.

HIGH SCHOOL: Woodbridge High School, Woodbridge, N.J.

ACQUIRED: Free Agent, 2002

NFL YEAR: 4th • **YEAR WITH BRONCOS:** 4th

NFL GAMES PLAYED/STARTED: 30/17 • **POSTSEASON:** 2/2

39

FULLBACK

JOHNSON AT A GLANCE:

- A fourth-year fullback who became the Broncos' primary lead blocker in 2004 when Reuben Droughns shifted from that position to running back in Wk. 5.
- Ranked second in the NFL in receiving touchdowns by running backs with five in 2005 and added another score with a 3-yard touchdown run on his first NFL carry vs. San Diego (9/18/05).
- Served as the lead blocker for a 1,000-yard rusher in each of the last two seasons, including 2005 when Denver was 79 yards short of having two 1,000-yard rushers.
- Excelled as a pass catcher in 2004, posting nine receptions for 126 yards (14.0 avg.) with touchdown grabs of 23 and 19 yards.
- Waived by Carolina at the end of his first training camp in 2002; spent time on the practice squads of the N.Y. Giants and Detroit before signing with the Broncos in December 2002.
- Entered his senior year at Syracuse University in 2000 rated the best fullback in the country by *The Sporting News* but suffered a season-ending left ankle injury on a touchdown run in the opening game and was granted a sixth year of eligibility by the NCAA.
- Joined the Broncos from Detroit's practice squad Dec. 10, 2002.
- Selected by Carolina in the fifth round (145th overall) of the 2002 NFL Draft.

CAREER TRANSACTIONS: Signed by Carolina as a draft choice 7/3/02; Waived by Carolina 9/1/02; Signed by N.Y. Giants (practice squad) 9/3/02; Released by N.Y. Giants 10/23/02; Signed by Detroit (practice squad) 11/13/02; Signed by Denver (active roster) 12/10/02; Waived by Denver 8/26/03; Signed by Denver (practice squad) 9/10/03; Released by Denver 9/16/03; Signed by Denver (practice squad) 10/15/03; Released by Denver 11/18/03; Signed by Denver (practice squad) 12/24/03.



2005: Johnson emerged as one of the top fullbacks in the AFC as he played in all 16 regular-season games (14 starts) and made 17 catches for 160 yards (9.4 avg.) with five touchdowns. He added four carries for nine yards and scored once on a 3-yard run. Johnson finished the season with six total touchdowns, which placed him second among the league's fullbacks in that category. His five touchdown receptions were one shy of Rod Smith's team-leading six scoring grabs and ranked second in the NFL among running backs. His blocking helped Denver nearly have two running backs eclipse the 1,000-yard rushing plateau with Mike Anderson amassing 1,014 yards and Tatum Bell's 921 yards. Denver ranked second in the NFL in rushing (158.7 ypg.) with the second-highest rushing total (2,539 yds.) in team annals. Johnson was a key cog in the Broncos being just the third team in league history with two 900-yard rushers (Anderson and Bell), a 1,000-yard receiver (Rod Smith) and a 3,000-yard passer (Jake Plummer) in the same season. Johnson competed in the first two play-off games of his career and made one tackle on special teams. He recorded the team's lone touchdown in the regular-season opener at Mia. (9/11) when he hauled in a 2-yard pass from Plummer. He also added a special-teams tackle against the Dolphins. In the home opener vs. S.D. (9/18), he took his first career handoff and plowed through the pile for a 3-yard touchdown while contributing one special-teams stop against the Chargers. The following week vs. K.C. (9/26), he logged two attempts for five yards on *Monday Night Football*. Johnson made a leaping 1-yard touchdown catch vs. N.E. (10/16) but did not start the game against the Patriots as the team opened the game in a two tight-end formation. Johnson caught two balls for 37 yards, including a 4-yard touchdown catch, in a return to his home state of New Jersey at NYG (10/23). He helped set up his 4-yard touchdown reception with a career-long 33-yard catch against the Giants. His touchdown catch also marked Plummer's 50th scoring toss as a Bronco. The team exploded with two 100-yard rushers (Anderson and Bell) and a 300-yard passer (Plummer), the first such occurrence in NFL history, vs. Phi. (10/30) with Johnson playing a role in those efforts with his blocking and a 6-yard touchdown grab. He posted season highs with three catches for 40 yards, including Denver's lone touchdown, vs. Bal. (12/11). He did not start vs. Oak. (12/24) as the team started in a three-receiver formation. Johnson helped pave the way for the team amassing 157 rushing yards against the NFL's top-ranked rush defense at S.D. (12/31) while adding two catches for 27 yards, including a 21-yard reception, against the Chargers.

2004: Johnson emerged as a reliable pass-catcher and lead blocker at fullback during the regular season, playing 14 games (3 starts) for the Broncos. Johnson was the team's primary fullback for most of the year, a role he assumed in Wk. 5 when regular fullback Reuben Droughns made his first start at running back. Statistically, his biggest contributions came as a receiver who tallied nine catches for 126 yards (14.0 avg.) with two touchdowns. He also was a solid contributor on special teams, making nine tackles on that unit to rank fourth on the Broncos. He missed the Broncos' AFC Wild Card Game at Ind. (1/9) as well as their final two regular-season games, vs. Ind. (1/2) and at Ten. (12/25), with a right ankle injury. He saw most of his action on special teams vs. K.C. (9/12) in the season opener, making a key block on a 32-yard kick return by Roc Alexander in the third quarter against the Chiefs. Johnson made his first career tackle on special teams at T.B. (10/3). With Droughns starting his first game at running back vs. Car. (10/10), Johnson replaced him as the team's primary fullback against the Panthers but did not start because Denver opened the game in a three wide-receiver set. His blocking against the Panthers helped Droughns record the ninth-highest single-game rushing total (193 yds.) in franchise history. He also made a 31-yard catch, the first of his career, on a quick pass from Jake Plummer over the middle in the first quarter against the Panthers. Johnson recorded his first career start at Cin. (10/25) on *Monday Night Football* and was involved in Denver's special teams effort, tackling Bengals returner Kenny Watson on a third-quarter kickoff. Johnson had a career day vs. Hou. (11/7), setting career highs with three receptions for 46 yards (15.3 avg.), including a 23-yard touchdown reception for his first career score (QB Plummer), while making two tackles on special teams. In his second career start at N.O. (11/21), he used his speed to turn a short catch into a 19-yard score early in the fourth quarter. Johnson caught two second-quarter passes for eight yards (4.0 avg.) vs. Oak. (11/28), and he added a stop on special teams against the Raiders. Against Mia. (12/12), he had two receptions for 22 yards (11.0 avg.) along with two special-teams tackles. At K.C. (12/19), Johnson suffered a right ankle injury in the second quarter that kept him out for the rest of the season.

2003: Johnson had three different stints on the Broncos' practice squad with the final one coming before the regular-season finale at G.B. (12/28). He was signed by the Broncos to their practice squad Sept. 10 and spent one week on the practice squad after being waived by Denver in training camp on Aug. 26. He later rejoined the team Oct. 15 and spent a month on the squad before being released Nov. 18. Johnson was signed to the practice squad for the final time on Dec. 24.

2002: Selected by Carolina in the fifth round (145th overall) of the 2002 NFL Draft, Johnson was waived by the Panthers on Sept. 1 and signed to the N.Y. Giants' practice squad Sept. 3. Johnson was released from the Giants' practice squad Oct. 23 before signing with Detroit's practice squad Nov. 13. He remained with the Lions until he was signed to Denver's active roster Dec. 11 and was inactive for each of the final three games.

COLLEGE: Johnson was granted a sixth year of eligibility by the NCAA and started all 13 games at fullback during his senior year at Syracuse University, gaining a career-high 223 yards on 52 carries (4.3 avg.) with three touchdowns along with making six receptions for 75 yards (12.5 avg.) with one touchdown. The year capped off a stellar career in which he totaled 101 carries for 466 yards (4.6 avg.) with eight touchdowns and added 116 yards and a pair of scores on 13 receptions (8.9 avg.). A three-time All-Big East Conference academic team pick, Johnson was elected team captain in 2000 and entered the year ranked as the No. 1 fullback in the country by *The Sporting News*. He started at fullback in the 2000 season opener vs. Buffalo and had five carries for 27 yards with a 4-yard touchdown run on which he sustained a season-ending ankle injury. He was Syracuse's third-leading rusher as a junior with 157 yards on 32 carries (4.9 avg.) with three touchdowns and also posted six receptions for 40 yards and one touchdown. In 1999, he scored his first career touchdown as a sophomore on a 17-yard run versus Rutgers and played on special teams in the Orange Bowl against Florida.

PERSONAL: Johnson earned second-team all-state recognition and was named all-county and all-area as a senior at Woodbridge High School in Woodbridge, N.J., after rushing for 1,235 yards. A nine-time member of the Athletic Director's Honor Roll at Syracuse, Johnson was heavily involved in the community at Syracuse and served as coordinator of Syracuse's annual Jam Session for two years (a basketball game between members of the media and the school's football team with funds raised going to local charities). Johnson earned his bachelor's degree from Syracuse in electronic media in December 2000 and currently is pursuing an M.B.A. Albert Kyle Johnson was born Dec. 15, 1978, in Woodbridge, N.J.

JOHNSON'S REGULAR SEASON RECORD

| Year | Club | G | S | RUSHING | | | | RECEIVING | | | | SCORING | | | |
|-----------------------|-------------|-----------|-----------|----------|----------|------------|----------|-----------|-----------|------------|-------------|-----------|----------|----------|----------|
| | | | | No. | Yds. | Avg. | LG | No. | Yds. | Avg. | LG | TD | TD | TDp | TDt |
| 2002 | Den/Det/NYG | 0 | 0 | 0 | 0 | 0.0 | — | 0 | 0 | 0.0 | — | 0 | 0 | 0 | 0 |
| 2003 | Denver | | | | | | | | | | | | | | |
| 2004 | Denver | 14 | 3 | 0 | 0 | 0.0 | — | 9 | 126 | 14.0 | 31 | 2 | 2 | 0 | 12 |
| 2005 | Denver | 16 | 14 | 4 | 9 | 2.3 | 4 | 1 | 17 | 16.0 | 9.4 | 33 | 5 | 6 | 1 |
| CAREER TOTALS | | 30 | 17 | 4 | 9 | 2.3 | 4 | 1 | 26 | 286 | 11.0 | 33 | 7 | 8 | 1 |
| BRONCOS TOTALS | | 30 | 17 | 4 | 9 | 2.3 | 4 | 1 | 26 | 286 | 11.0 | 33 | 7 | 8 | 1 |

ADDITIONAL STATISTICS: Special teams tackles — 2004 (9), 2005 (4), TOTAL (13). Miscellaneous tackles — 2004 (1), TOTAL (1). Kick returns — 2005 (1 for 8 yds.), TOTAL (1 for 8 yds.).

JOHNSON'S POSTSEASON RECORD


| Year | Club | G | S | No. | RUSHING | | | | No. | RECEIVING | | | | SCORING | | | |
|----------------------|--------|----------|----------|----------|----------|------------|----------|----------|----------|-----------|------------|----------|----------|----------|----------|----------|----------|
| | | | | | Yds. | Avg. | LG | TD | | Yds. | Avg. | LG | TD | TD | TDp | TDt | 2pt |
| 2004 | Denver | 0 | 0 | 0 | 0 | 0.0 | — | 0 | 0 | 0 | 0.0 | — | 0 | 0 | 0 | 0 | 0 |
| 2005 | Denver | 2 | 2 | 0 | 0 | 0.0 | — | 0 | 0 | 0 | 0.0 | — | 0 | 0 | 0 | 0 | 0 |
| CAREER TOTALS | | 2 | 2 | 0 | 0 | 0.0 | — | 0 | 0 | 0 | 0.0 | — | 0 | 0 | 0 | 0 | 0 |

ADDITIONAL STATISTICS: Special teams tackles — 2005 (1), TOTAL (1).

JOHNSON'S SINGLE GAME HIGHS

(Postseason in parentheses)

Rushes — 2 vs. Kansas City, 9/26/05 (none). **Rushing yards** — 5 vs. Kansas City, 9/26/05 (none). **Longest rush** — 4 vs. Kansas City, 9/26/05 (none). **Rushing touchdowns** — 1 vs. San Diego, 9/18/05 (none). **Receptions** — 3, twice, last vs. Baltimore, 12/11/05 (none). **Receiving yards** — 46 vs. Houston, 11/7/04 (none). **Longest reception** — 33 at N.Y. Giants, 10/23/05 (none). **Receiving touchdowns** — 1, seven times, last vs. Baltimore, 12/11/05 (none).



DAVID KIRCUS

6-2 • 192 • 3RD YR. • GRAND VALLEY ST.


BORN: Feb. 19, 1980, in Mount Clemens, Mich.

HIGH SCHOOL: Imlay City High School, Imlay City, Mich.

ACQUIRED: Free Agent, 2006

NFL YEAR: 3rd • **YEAR WITH BRONCOS:** 1st

NFL GAMES PLAYED/STARTED: 12/2



WIDE RECEIVER

KIRCUS AT A GLANCE:

- A third-year wide receiver who joined the Broncos as a future-contract signer on Jan. 3, 2006.
- Played all 12 career regular-season games (2 starts) with the Lions from 2003-04 and totaled six catches for 121 yards, including a 50-yard touchdown reception at Dallas (10/31/04).
- Spent the 2005 season out of football after Detroit waived him at the end of its training camp.
- Finished his career at Grand Valley State University as one of the most prolific receivers in NCAA history with 4,523 receiving yards, which ranked as the sixth-highest total in college football annals and second most in Division II history.
- Set a college football record with 80 career touchdowns (all receiving) at Grand Valley State.
- Selected by Detroit in the sixth round (175th overall) of the 2003 NFL Draft.

CAREER TRANSACTIONS: Signed by Detroit as a draft choice 7/17/03; Waived by Detroit 8/31/03; Signed by Detroit (practice squad) 9/2/03; Waived by Detroit 9/5/04; Signed by Detroit (practice squad) 9/7/04; Waived by Detroit 9/20/04; Signed by Detroit (practice squad) 9/22/04; Waived by Detroit 9/3/05; Signed by Denver to a future contract 1/3/06.

2005: Kircus spent training camp with Detroit but was waived on Sept. 3. He was out of football until signing a future contract with the Broncos on Jan. 3, 2006.

2004: Kircus appeared in seven regular-season games (0 starts) for the Lions and made three catches for 68 yards (22.7 avg.) with his first career touchdown. He posted his longest career catch when he hauled in a 50-yard touchdown at Dal. (10/31). He started the season on the Lions' practice squad but was signed to its active roster after the opening game. Kircus was waived on Sept. 20 and re-signed on Sept. 22 to Detroit's practice squad, where he spent the next three weeks. He returned to the active roster for five weeks. He saw action at NYG (10/24) before he made his first catch of the season at Dal. (10/31), a game in which he hauled in a 50-yard touchdown pass from Joey Harrington in the fourth quarter. Kircus saw action in the next three games (vs. Was. 11/7, at Jac. 11/14 and at Min. 11/21). He was inactive for the next five outings before he returned to action for the regular-season finale, contributing a career-high two catches for 18 yards at Ten. (1/2).

2003: Selected by Detroit in the sixth round (175th overall) of the 2003 NFL Draft, Kircus played five regular-season games (2 starts) as a rookie and made three catches for 53 yards (17.7 avg.). He spent the first 10 weeks of the season on the practice squad before making his pro debut and first NFL start at Min. (11/23). He made his first professional catch on a 16-yard pass from Joey Harrington during a touchdown drive vs. S.D. (12/7). He made an 18-yard catch at Car. (12/21) and topped that with his longest reception of the season the following week vs. Stl. (12/28) with a 19-yard catch in the first quarter.

COLLEGE: In addition to helping Grand Valley State University make two appearances in the NCAA Division II National Championship Game, Kircus' career numbers virtually rewrote the Greater Lakes Intercollegiate Athletic Conference record books and ranked among the best in NCAA history. He tallied 482 points during his

collegiate career, the sixth-best total in college football annals and second best in Division II history. The previous record at Grand Valley was 362 points. He recorded 212 points in 2002, a season total topped only by Barry Sanders' (Oklahoma State) 234 points in 1988. Kircus set school records with 241 career catches for 4,523 yards (18.8 avg.) with 80 touchdowns, and his 241 catches also established the GLIAC standard. His 4,523 receiving yards ranked sixth in college football history and second in Division II annals while Kircus' 80 career touchdowns (all receiving) set a collegiate record, passing the previous record of 75. He was a two-time All-American and All-Greater Lakes Intercollegiate Athletic Conference first-team choice and was the Daktronics All-Northeast Region and 2002 GLIAC Co-Offensive Player of the Year. As a senior in 2002, he established a college record with 35 touchdowns. He finished his collegiate career with 11 catches for a school single-game record 270 yards with touchdowns of 54, 67 and 10 yards to help Grand Valley State win the NCAA Division II National Championship against Valdosta State.

PERSONAL: Kircus received All-Michigan Athletic Conference honors as a sophomore, junior and senior at Imlay City High School in Imlay, Mich., and was a *Detroit News* all-state performer as a junior and senior. He totaled 1,827 rushing yards with 38 touchdowns to go with 55 receptions for 1,201 yards (21.9 avg.) during his junior and senior seasons. While he was out of football during the 2005 season, Kircus made sandwiches at a Subway restaurant in the Detroit area. He majored in movement science at Grand Valley State University. David Kircus was born on Feb. 19, 1980, in Mount Clemens, Mich.

KIRCUS' REGULAR SEASON RECORD

| Year | Club | G | S | RECEIVING | | | | SCORING | | | | | | |
|----------------------|---------|---|---|-----------|----------|----------|------------|-------------|------------|----------|----------|----------|----------|----------|
| | | | | No. | Yds. | Avg. | LG | TD | TD | TD | TD | TD | 2pt | Pts. |
| 2003 | Detroit | 5 | 2 | 3 | 53 | 17.7 | 19 | 0 | 0 | 0 | 0 | 0 | 0 | 0 |
| 2004 | Detroit | 7 | 0 | 3 | 68 | 22.7 | 50t | 1 | 1 | 0 | 1 | 0 | 0 | 6 |
| 2005 | | | | | | | | | | | | | | |
| CAREER TOTALS | | | | 12 | 2 | 6 | 121 | 20.2 | 50t | 1 | 1 | 0 | 0 | 6 |

KIRCUS' SINGLE-GAME HIGHS

(Postseason in parentheses)

Receptions — 2 at Tennessee, 1/2/05 (none). **Receiving yards** — 50 at Dallas, 10/31/04 (none). **Longest reception** — 50t at Dallas, 10/31/04 (none). **Receiving touchdowns** — 1 at Dallas, 10/31/04 (none).



KENARD LANG

6-3 • 264 • 10TH YR. • MIAMI

BORN: Jan. 31, 1975, in Orlando, Fla.

HIGH SCHOOL: Maynard Evans High School, Orlando, Fla.

ACQUIRED: Free Agent (Cleveland), 2006

NFL YEAR: 10th • **YEAR WITH BRONCOS:** 1st

NFL GAMES PLAYED/STARTED: 138/101 • **POSTSEASON:** 3/1



DEFENSIVE END

LANG AT A GLANCE:

- A 10th-year defensive end who is in his first year with the Broncos after joining the team on March 17, 2006, as a free agent from the Cleveland Browns.
- Played his first five NFL seasons with Washington, which selected him in the first round of the 1997 NFL Draft, before spending the last four years with Cleveland.
- Switched from defensive end to outside linebacker for Cleveland in 2005, totaling 43 tackles (33 solo), two sacks (7 yds.) and three passes defended while placing third on the club with 10 quarterback pressures.
- Posted five-or-more sacks five times during his nine NFL seasons and owns 44 career sacks along with eight multiple-sack games.
- Selected as the Browns' recipient of the Walter Payton Man of the Year Award in 2004.
- Played three seasons at the University of Miami, where he led the Hurricanes with 11.5 sacks as a junior and was named Big East Conference Rookie of the Year as a freshman.
- Completed a bachelor's degree in liberal arts from Miami during the 2006 offseason.
- Selected by Washington in the first round (17th overall) of the 1997 NFL Draft.

CAREER TRANSACTIONS: Signed by Washington as a draft choice 7/29/97; Signed by Cleveland as an unrestricted free agent 3/6/02; Released by Cleveland 2/23/06; Signed by Denver as a free agent 3/17/06.



2005: Lang played all 16 regular-season games (5 starts) for the Browns after making the switch from defensive end to outside linebacker in new Cleveland coach Romeo Crennel's 3-4 defensive scheme. He made 43 tackles (33 solo), two sacks (7 yds.) and defended three passes. Lang started the season's first five games at left outside linebacker. In the season opener, he made three tackles (2 solo) vs. Cin. (9/11). The following week, he posted a season-high seven tackles (6 solo) at G.B. (9/18) and had one pass breakup against the Packers. At Ind. (9/25), Lang recorded three tackles (2 solo). In his last start of the season, he recorded two assisted tackles at Bal. (10/16). Limited to reserve duty for the remainder of the season, Lang contributed three tackles (2 solo) vs. Det. (10/23). Lang notched his first sack of the season as part of his two-tackle output at Hou. (10/30). He dropped Texans quarterback David Carr for a 6-yard loss in that game. In each of the following two weeks (vs. Ten. 11/6 and at Pit. 11/13), he made three tackles while adding a pass defended against the Titans. He recorded his second sack of the season vs. Jac. (12/4). He dropped Jaguars quarterback David Garrard for a 1-yard loss in the second quarter against Jacksonville to force a punt.

2004: Lang played all 16 regular-season games (15 starts), leading the Browns' defensive linemen and placing seventh on the team with 73 tackles (42 solo). He ranked second on the team with seven sacks (52 yds.) and added four passes defended. He also was nominated as the team's Walter Payton Man of the Year entry for his work in the community. He was named AFC Defensive Player of the Week following a season-opening 20-3 victory vs. Bal. (9/12) after matching his career-high three sacks for a career-high 25 yards lost against the Ravens. Lang dropped the Ravens' Kyle Boller on consecutive plays in the fourth quarter for a combined loss of 17 yards. At Dal. (9/19), Lang made his first start of the season and accrued three tackles (1 solo). He picked up his fourth sack of the season at NYG (9/26) as part of his five tackles. He took the Giants' Kurt Warner down for a 6-yard loss in the fourth quarter. He faced his former team the following week and made three tackles (1 solo) and broke up one pass vs. Was. (10/3). The next week at Pit. (10/10), Lang registered six tackles (4 solo). He recorded four tackles (1 solo) vs. Cin. (10/17) to help limit the Bengals to 58 rushing yards. Lang posted a season-high eight tackles (5 solo) along with two passes defended at Bal. (11/7). Two weeks later, Lang recorded his fifth sack of the campaign vs. NYJ (11/21) when he dropped Jets quarterback Quincy Carter for a 7-yard loss in the third quarter. The Browns' defense limited the Jets to 78 net passing yards and sacked Jets quarterbacks a season-high six times for a combined 38 yards. Lang posted his last two sacks of the season vs. N.E. (12/5). He corralled Patriots signal caller Tom Brady twice on New England's opening drive for a combined loss of 14 yards. The second sack caused a fumble that the Patriots recovered. Against S.D. (12/19), Lang made three tackles (1 solo) before leaving the game in the second quarter with a right knee sprain. He returned to the starting lineup the following week at Mia. (12/26) to make five tackles (2 solo). He placed second on the team with eight tackles (6 solo) to match his season high in the regular-season finale at Hou. (1/2).

2003: Lang started all 15 regular-season games he played for Cleveland, totaling a career-high 79 tackles (52 solo) while leading the team with a career-high eight sacks (53.5 yds.). He added an interception, a forced fumble and a recovered fumble in his second season in Cleveland. He recorded one sack in three consecutive games and in four of the team's last five outings. He was given the Doug Dieken Humanitarian Award by the Cleveland Touchdown Club and was the team's recipient of the Byron "Whizzer" White Award, given annually to the player who best exemplifies commitment to his team and community. At Bal. (9/14), Lang recorded five tackles (3 solo), including two sacks (13 yds.) and a forced fumble. Lang recorded his first sack of the day when he downed Ravens quarterback Kyle Boller for a 9-yard loss that caused a fumble. Lang recorded six tackles (4 solo) at S.F. (9/21). He matched his six-tackle (2 solo) output the following week vs. Cin. (9/28). During the Browns' eighth tilt of the season, he recorded his third sack of the year when he corralled Patriots' Tom Brady for a 6-yard loss at N.E. (10/26). Lang registered six tackles (4 solo) and a fumble recovery at K.C. (11/9). He was declared inactive the following week vs. Ari. (11/16) with a back injury. He returned to the starting lineup vs. Pit. (11/23) and added five tackles. At Sea. (11/30), Lang recorded seven solo tackles, including a sack and an interception. With the Seahawks inside the Browns' 30-yard line late in the first half, Lang intercepted Matt Hasselbeck's pass intended for full-back Mack Strong to halt a scoring threat. The following week vs. Stl. (12/8), Lang posted six tackles (2 solo), including 1.5 sacks (9.5 yds.) and a pass defended on *Monday Night Football*. He picked up

LANG'S SACKS BY QUARTERBACK

*denotes win (Lang's teams are 19-19, including postseason, in games in which he records a sack.)

| QB | Sacks | Dates |
|-----------------|-------|---|
| Kyle Boller | 5 | 2 at Bal., 9/14/03, 3 vs. Bal. 9/12/04* |
| Jake Plummer | 5 | 1 at Ari., 12/7/97*, 1 at Ari., 11/8/98, 1 at Ari., 11/5/00, 1 at Ari., 12/9/01*, 1 at Den., 12/14/03 |
| Tom Brady | 3 | 1 at N.E., 10/26/03, 2 vs. N.E., 12/5/04 |
| David Carr | 3 | 2 vs. Hou., 10/20/02*, 1 at Hou., 10/30/05 |
| Rick Mirer | 3 | at N.Y. Jets, 9/26/99* |
| Quincy Carter | 2 | 1 vs. Dal., 12/2/01, 1 vs. NYJ, 11/21/04 |
| Marc Bulger | 1.5 | vs. Stl., 12/8/03 |
| Trent Diller | 1.5 | 1 vs. T.B., 12/19/98*, 0.5 vs. Sea., 11/4/01* |
| Bobby Hoving | 1.5 | 0.5 vs. Phi., 12/21/97*, 1 vs. Phi., 11/15/98* |
| Jon Kitna | 1.5 | at Cin., 12/28/03* |
| Tony Banks | 1 | vs. Bal., 10/15/00* |
| Kerry Collins | 1 | at NYG, 9/24/00* |
| Koy Detmer | 1 | vs. Phi., 11/15/98* |
| Doug Flutie | 1 | at S.D., 9/9/01 |
| Gus Frerotte | 1 | vs. Cin., 9/15/02* |
| David Garrard | 1 | at Jac., 12/4/05 |
| Jason Garrett | 1 | at Dal., 12/27/98 |
| Kent Graham | 1 | at NYG, 9/19/99* |
| Matt Hasselbeck | 1 | at Sea., 11/30/03 |
| Donald Hollas | 1 | at Oak., 11/29/98* |
| Damon Huard | 1 | vs. Mia., 1/2/00* |
| Tommy Maddox | 1 | at Pit., 1/5/03 (AFC Wild Card Game) |
| Donovan McNabb | 1 | at Phi., 11/14/99 |
| Steve McNair | 1 | at Ten., 9/22/02* |
| Rodney Peete | 1 | at Phi., 10/11/98 |
| Michael Vick | 1 | vs. Atl., 12/29/02* |
| Kurt Warner | 1 | at N.Y. Giants, 9/26/04 |
| Jeff Blake | 0.5 | at Bal., 12/22/02* |
| Brett Favre | 0.5 | at G.B., 9/24/01 |

another sack (5 yds.) the following week at Den. (12/14) as part of his eight-tackle (5 solo) outing. He tied for the team lead with a season-high 10 tackles vs. Bal. (12/21). In the regular-season finale at Cin. (12/28), Lang recorded eight tackles (2 solo), including 1.5 sacks (13 yds.).

2002: Lang signed with Cleveland as an unrestricted free agent on March 6 and in his first season as a Brown appeared in 15 regular-season games (14 starts) and totaled 50 tackles (39 solo), 5.5 sacks (40 yds.), two forced fumbles and one interception to help lead the team to its first playoff berth since 1994. He ranked second on the club with 5.5 sacks. Lang also was named one of the team's six captains. In an AFC Wild Card Game at Pit. (1/5), Lang recorded four tackles (3 solo), including a 9-yard sack of Tommy Maddox. Against Cin. (9/15), Lang made two solo tackles, including a sack (5 yds.), and intercepted the second pass of his career. He returned the interception 71 yards to help set up a touchdown two plays later. He posted a season-high six tackles (4 solo) the next week at Ten. (9/22). He logged his second sack of the season when he took Titans quarterback Steve McNair down for a 6-yard loss in the fourth quarter. He matched his season-high six tackles (5 solo) two weeks later vs. Bal. (10/6). Lang recorded two sacks vs. Hou. (10/20). He contributed sacks in each of the team's final two regular-season games. He recorded one-half sack at Bal. (12/22) when he and Orpheus Roye teamed up to take Ravens quarterback Jeff Blake down for a 6-yard loss. In the regular-season finale vs. Atl. (12/29), Lang dropped Falcons quarterback Michael Vick at the Browns' 19-yard line for a 9-yard loss, causing a fumble on the play.

2001: Lang started all 16 regular-season games for Washington at either his usual position of defensive end or at defensive tackle. He placed fifth on the team with 77 tackles (56 solo) while tying for third on the team with four sacks for a team-leading loss of 28 yards. He added the first interception of his career among his four passes defended while posting two forced fumbles and two fumble recoveries. In the season opener at S.D. (9/9), Lang dropped Chargers quarterback Doug Flutie for a 7-yard loss on the first series of the second half on a drive that resulted in a punt. In the third quarter, he popped the ball from Chargers wide receiver Curtis Conway, allowing Champ Bailey to recover the ball. At G.B. (9/24), he and Dan Wilkinson teamed up to bring quarterback Brett Favre down for a 10-yard loss. Lang notched the first interception of his career vs. Car. (10/21) when he hauled in Panthers quarterback Chris Weinke's pass intended for Muhsin Muhammad at Washington's 7-yard line. He returned the ball 14 yards. Two weeks later vs. Sea. (11/4), Lang notched another half-sack when he and Bruce Smith took down Seahawks quarterback Trent Dilfer for a loss of eight yards. Two games later vs. Dal. (12/2), Lang recorded a sack of Cowboys quarterback Quincy Carter for a loss of one yard on the opening possession of the second half. He posted a sack the following week when he corralled Jake Plummer for a 7-yard loss at Ari. (12/9).

2000: Lang appeared in all 16 regular-season games (0 starts) as a reserve for the Redskins. He accrued 21 tackles (16 solo), three sacks (33 yds.), a forced fumble, a fumble recovery and four passes defended. Lang recorded at least one tackle in 13-of-16 contests. He posted a season-high three stops at NYG (9/24) and matched it at Pit. (12/16). He recorded his first sack of the season when he took Giants quarterback Kerry Collins down for a loss of 11 yards at NYG (9/24). His second sack might have been his most spectacular play of the season vs. Bal. (10/15). He lost his helmet while pursuing Ravens quarterback Tony Banks, but his relentless pursuit was not disturbed as he brought the Ravens' signal caller down for a 9-yard loss. He dropped Jake Plummer for a 10-yard loss for his third sack of the campaign at Ari. (11/5). The sack caused a fumble that was recovered by the Cardinals three yards deeper, accounting for a combined loss of 13 yards on the play. In the regular-season finale vs. Ari. (12/24), he batted two of Plummer's passes down and recovered the Cardinals' signal caller's fumble (forced by Bruce Smith) early in the fourth quarter.

1999: Lang started the first nine games of the season at defensive end while playing in all 16 regular-season contests for Washington. He posted 57 tackles (43 solo), six sacks (35 yds.), two forced fumbles and one fumble recovery. His six sacks placed third on the team. Lang played in both playoff games, recording a solo tackle. He played in Washington's NFC Wild Card Game victory vs. Det. (1/8) and totaled a solo tackle in the Redskins' NFC Divisional Playoff Game loss at T.B. (1/15). He was named NFC Defensive Player of the Week for his effort at NYJ (9/26) when he posted seven tackles, including three sacks, and a forced fumble. The three sacks set his single-game benchmark. The forced fumble against the Jets was recovered by the Redskins and allowed the team to run the remaining time off the clock to secure a win. He recorded a sack the week before when he took quarterback Kent Graham down for a 9-yard loss at NYG (9/19). At Phi. (11/14), Lang chased down Eagles quarterback Donovan McNabb for 6-yard loss. In the regular-season finale, Lang collected one sack (3 yds.), one forced fumble and two passes defended vs. Mia. (1/2).

1998: In his second professional season, Lang started all 16 regular-season games at defensive end for Washington and posted 76 tackles (58 solo) with a team-high three forced fumbles. He placed second on the team with seven sacks (25 yds.) and third on the club with a career-best nine passes defended. He also contributed on the special teams units. In Week 6 vs. Phi. (10/11), he was credited with six tackles, including his first sack (Rodney Peete) of the season. Against NYG (11/1), he recorded five tackles and two passes defended. The following week, Lang accrued six tackles, including a sack, and a forced fumble vs. Ari. (11/8). He sacked Cardinals quarterback Jake Plummer for a loss of one yard, forcing a fumble on the play. Lang totaled eight tackles, including two sacks, and forced a fumble vs. Phi. (11/15). He sacked Eagles quarterback Koy Detmer twice, once for no loss and another time for a loss of one yard. The second sack caused a fumble in the fourth quarter. Two weeks later, Lang registered seven tackles, including a sack, vs. Oak. (11/29).

Early in the fourth quarter, he took down Raiders quarterback Donald Hollas for a 2-yard loss. In the season's final game, Lang had seven tackles, including a sack, and defended two passes vs. T.B. (12/29). He dropped Buccaneers quarterback Trent Dilfer for a 5-yard loss late in the first half on a drive that resulted in a missed field goal.

1997: Selected by Washington in the first round (17th overall) of the 1997 NFL Draft, Lang played 12 regular-season games (11 starts) for the Redskins as a rookie. He missed time during the season due to a severe inner ear infection that required surgery and a long stay in the hospital. Lang finished his rookie campaign with 52 tackles (35 solo), 1.5 sacks (11 yds.), four pass breakups, one forced fumble and one fumble recovery. He had eight tackles, a fumble recovery and a pass defended vs. NYG (11/23). Two weeks later, Lang added five tackles, including a half-sack of Jake Plummer, at Ari. (12/7). He posted eight tackles at NYG (12/13) before capping the season with a seven-tackle, half-sack outing vs. Phi. (12/21).

COLLEGE: Lang started every game at defensive end as a junior at the University of Miami and led the team with 11.5 sacks and seven tackles for loss. He also recorded 66 tackles and two forced fumbles for the Hurricanes as a junior. During his sophomore campaign, he registered 73 tackles, 3.5 sacks and four tackles-for-losses. As a redshirt freshman, he started nine games and was named the Big East Conference Rookie-of-the-Year after accumulating 51 tackles, eight sacks and one interception.

PERSONAL: Lang started three seasons in basketball and baseball in addition to playing football at Maynard Evans High School in Orlando, Fla. Following his senior season, he was named first-team All America by *Football News* and *SuperPrep* as well as being named to the *Blue Chip Illustrated* "Dream Team." He averaged 38.7 yards on 23 punts as a senior. He established the Kenard Lang Foundation in 2002 and works with youth from single-parent homes and children suffering from cancer. He also aids youth with education scholarships. He was named the Onyx "Sportsman of the Year" for his contribution to sports and community. Lang completed a bachelor's degree in liberal arts from the University of Miami during the 2006 offseason. Kenard Lang was born Jan. 31, 1975, in Orlando, Fla.

LANG'S REGULAR SEASON RECORD

| Year | Club | G | S | UT | A | TT | S-Yds. | I-Yds. | PD | FF | FR | TD-Int. | TD-FR | S | Pts. |
|----------------------|------------|------------|------------|------------|------------|------------|-----------------|-------------|-----------|-----------|----------|----------|----------|----------|----------|
| 1997 | Washington | 12 | 11 | 35 | 17 | 52 | 1.5-11 | 0-0 | 4 | 1 | 2 | 0 | 0 | 0 | 0 |
| 1998 | Washington | 16 | 16 | 58 | 18 | 76 | 7-25 | 0-0 | 9 | 3 | 0 | 0 | 0 | 0 | 0 |
| 1999 | Washington | 16 | 9 | 43 | 14 | 57 | 6-35 | 0-0 | 5 | 0 | 1 | 0 | 0 | 0 | 0 |
| 2000 | Washington | 16 | 0 | 16 | 5 | 21 | 3-33 | 0-0 | 4 | 1 | 1 | 0 | 0 | 0 | 0 |
| 2001 | Washington | 16 | 16 | 56 | 21 | 77 | 4-28 | 1-14 | 4 | 2 | 2 | 0 | 0 | 0 | 0 |
| 2002 | Cleveland | 15 | 14 | 39 | 11 | 50 | 5.5-40 | 1-71 | 1 | 2 | 0 | 0 | 0 | 0 | 0 |
| 2003 | Cleveland | 15 | 15 | 52 | 27 | 79 | 8-53.5 | 1-0 | 1 | 1 | 1 | 0 | 0 | 0 | 0 |
| 2004 | Cleveland | 16 | 15 | 42 | 31 | 73 | 7-52 | 0-0 | 4 | 2 | 0 | 0 | 0 | 0 | 0 |
| 2005 | Cleveland | 16 | 5 | 33 | 10 | 43 | 2-7 | 0-0 | 3 | 0 | 0 | 0 | 0 | 0 | 0 |
| CAREER TOTALS | | 138 | 101 | 374 | 154 | 528 | 44-284.5 | 3-85 | 35 | 12 | 7 | 0 | 0 | 0 | 0 |

ADDITIONAL STATISTICS: Miscellaneous tackles — 2001 (1), TOTAL (1).

LANG'S POSTSEASON RECORD

| Year | Club | G | S | UT | A | TT | S-Yds. | I-Yds. | PD | FF | FR | TD-Int. | TD-FR | S | Pts. |
|----------------------|------------|----------|----------|----------|----------|----------|------------|------------|----------|----------|----------|----------|----------|----------|----------|
| 1999 | Washington | 2 | 0 | 1 | 0 | 1 | 0-0 | 0-0 | 0 | 0 | 0 | 0 | 0 | 0 | 0 |
| 2002 | Cleveland | 1 | 1 | 3 | 1 | 4 | 1-9 | 0-0 | 0 | 0 | 0 | 0 | 0 | 0 | 0 |
| CAREER TOTALS | | 3 | 1 | 4 | 1 | 5 | 1-9 | 0-0 | 0 | 0 | 0 | 0 | 0 | 0 | 0 |

LANG'S SINGLE GAME HIGHS

(Postseason in parentheses)

Sacks — 3, twice, last vs. Baltimore, 9/12/04 (1 at Pittsburgh, 1/5/03). **Sack yards** — 25 vs. Baltimore, 9/12/04 (9 at Pittsburgh, 1/5/03). **Interceptions** — 1, three times, last at Seattle, 11/30/03 (none). **Interception return yards** — 71 vs. Cincinnati, 9/15/02 (none).

LANG'S MULTIPLE SACK GAMES (8)

*denotes win (Lang's teams are 5-3 when he records more than one sack in a game.)

| Date | Opponent | S-Yds. |
|----------|-------------------|---------|
| 11/15/98 | vs. Philadelphia* | 2-1 |
| 9/26/99 | at N.Y. Jets* | 3-17 |
| 10/20/02 | vs. Houston* | 2-12 |
| 9/14/03 | at Baltimore | 2-13 |
| 12/8/03 | vs. St. Louis | 1.5-9.5 |
| 12/28/03 | at Cincinnati* | 1.5-13 |
| 9/12/04 | vs. Baltimore* | 3-25 |
| 12/5/04 | vs. New England | 2-14 |



MIKE LEACH

6-2 • 245 • 7TH YR. • WILLIAM & MARY

BORN: Oct. 18, 1976, in Jefferson Township, N.J.

HIGH SCHOOL: Jefferson Township High School, Jefferson Township, N.J.

ACQUIRED: Free Agent, 2002

NFL YEAR: 7th • YEAR WITH BRONCOS: 5th

NFL GAMES PLAYED/STARTED: 75/0 • POSTSEASON: 5/0

83

TIGHT END

LEACH AT A GLANCE:

- A seventh-year player who handled the Broncos' long-snapping duties for every game during the past three years and also has the ability to be used as a tight end.
- Contributed 14 career tackles on special teams, including a career-high five in 2005, and often was one of the first Broncos downfield on punt coverages.
- Recovered a muffed punt return in the fourth quarter of Denver's AFC Divisional Playoff Game win vs. New England (1/14/06) to set up a Broncos touchdown.
- Played 19 regular-season games with Tennessee from 2000-01 as a long snapper and saw brief action for the club at tight end.
- Earned first-team Walter Camp All-America honors at tight end as a senior in 1999 at William & Mary and set a school single-year record for catches by a tight end (58) as a junior.
- Joined the Broncos as a free agent on Nov. 4, 2002.
- Entered the NFL with Tennessee as a college free agent on May 3, 2000.

CAREER TRANSACTIONS: Signed by Tennessee as a college free agent 5/3/00; Waived by Tennessee 8/26/00; Signed by Tennessee (practice squad) 8/29/00; Signed by Tennessee (active roster) 9/8/00; Waived by Tennessee 10/16/01; Signed by Chicago (future contract) 1/10/02; Waived by Chicago 8/26/02; Signed by Denver 11/4/02.



2005: For the third consecutive season, Leach handled the Broncos' long-snapping duties for all 16 regular-season games and recorded a career-high five special-teams tackles. He also served as the team's long snapper in both postseason outings. In an AFC Divisional Playoff Game vs. N.E. (1/14), Leach recovered a muffed punt return in the fourth quarter at the Patriots' 15-yard line to set up a Denver touchdown. He recorded his first special-teams stop of the season on *Monday Night Football* vs. K.C. (9/26). Leach saw action on offense vs. Phi. (10/30) and recorded one tackle on special teams. Three weeks later, Leach registered a special-teams stop on Thanksgiving Day at Dal. (11/24). He added his fourth stop of the season when he took Chiefs punt returner Dante Hall down after a 2-yard gain at K.C. (12/4) as the Chiefs' returner was limited to 10 yards on two returns. In the game vs. Oak. (12/24), Leach downed a punt at the 5-yard line and made a tackle on special teams. At S.D. (12/31), he downed a punt at the 4-yard line in the third quarter to set up a safety.

2004: Leach handled the Broncos' long-snapping duties for all 16 regular-season games and totaled three special-teams tackles on the year. In Denver's AFC Wild Card Game at Ind. (1/9), he was the team's long snapper and pushed Colts returner Troy Walters out of bounds for a tackle on a second-quarter punt return. He made a tackle on special teams in a Denver win at T.B. (10/3). At Oak. (10/17), Leach downed a Micah Knorr punt at the Raiders' 26-yard line in the fourth quarter. On Denver's opening punt of the game at Cin. (10/25) on *Monday Night Football*, he was the first Bronco downfield and slowed up Bengals returner Deltha O'Neal for a 1-yard gain. He made a tackle on special teams at N.O. (11/21) and vs. Oak. (11/28), pulling down returner Phillip Buchanon for a loss of six yards on the play.

2003: Leach handled the long-snapping duties in all 16 regular-season games and made three special-teams tackles during the year (vs. Oak. 9/22, vs. Det. 9/28 and at G.B. 12/28). He handled all of the long-snapping duties in the Broncos' AFC Wild Card Game at Ind. (1/4).

2002: Leach played all eight games after signing with the Broncos on Nov. 4 and was the club's long snapper. He played in his first game as a Bronco vs. Oak. (11/11). Leach was with Chicago in training camp (signed Jan. 10, 2002) but was waived Aug. 26.

2001: Leach spent the first four games of the season with Tennessee before being waived Oct. 16.

2000: Leach played 15 games for the Titans after he was signed to the active roster Sept. 8. In addition, he played on special teams in the Titans' 24-10 AFC Divisional Playoff Game loss vs. Bal. (1/7). He originally was assigned to the team's practice squad after training camp. Though he did not record a reception, Leach did see action at tight end during the season. He played mostly on special teams and made one tackle at Cin. (10/8). Leach recorded one kickoff return for 10 yards vs. Cle. (11/19).

COLLEGE: Leach was a two-year starter at tight end and punter at William & Mary after transferring from Boston University when the school dropped its football program. He was a first-team Walter Camp All-American at tight end as a senior in 1999 and led the Atlantic 10 Conference in punting as a junior and senior. For his collegiate career, Leach registered 106 receptions for 1,181 yards (11.1 avg.) with 12 touchdowns. As a senior, he led his conference in receptions (33) among tight ends. As a junior, he earned second-team All-America (AP) and second-team All-Atlantic 10 honors. He also set school single-season records in catches by a tight end (58) and punting average (44.4 avg.) that season. Leach played in 16 regular-season games with no starts in two years at Boston University and redshirted in 1995.

PERSONAL: Leach was a first-team all-state selection at Jefferson Township High School in Jefferson Township, N.J., and graduated as the school's all-time leading scorer in basketball. A history major in college, Michael Leach was born on Oct. 18, 1976, in Jefferson Township, N.J. He and his wife, Julie, reside in Denver with their son, Ryan Matthew, who was born late in the 2005 season, and their golden retriever named Snapper.

LEACH'S REGULAR SEASON RECORD

| Year | Club | G | S | No. | RECEIVING | | | LG | TD | SCORING | | | | | |
|-----------------------|-----------|-----------|----------|----------|-----------|------------|----------|----------|----------|----------|----------|----------|----------|----------|----------|
| | | | | | Yds. | Avg. | | | | TD | TDr | TDp | TDrt | 2pt. | Pts. |
| 2000 | Tennessee | 15 | 0 | 0 | 0 | 0.0 | — | 0 | 0 | 0 | 0 | 0 | 0 | 0 | 0 |
| 2001 | Tennessee | 4 | 0 | 0 | 0 | 0.0 | — | 0 | 0 | 0 | 0 | 0 | 0 | 0 | 0 |
| 2002 | Denver | 8 | 0 | 0 | 0 | 0.0 | — | 0 | 0 | 0 | 0 | 0 | 0 | 0 | 0 |
| 2003 | Denver | 16 | 0 | 0 | 0 | 0.0 | — | 0 | 0 | 0 | 0 | 0 | 0 | 0 | 0 |
| 2004 | Denver | 16 | 0 | 0 | 0 | 0.0 | — | 0 | 0 | 0 | 0 | 0 | 0 | 0 | 0 |
| 2005 | Denver | 16 | 0 | 0 | 0 | 0.0 | — | 0 | 0 | 0 | 0 | 0 | 0 | 0 | 0 |
| CAREER TOTALS | | 75 | 0 | 0 | 0 | 0.0 | — | 0 | 0 | 0 | 0 | 0 | 0 | 0 | 0 |
| BRONCOS TOTALS | | 56 | 0 | 0 | 0 | 0.0 | — | 0 | 0 | 0 | 0 | 0 | 0 | 0 | 0 |

ADDITIONAL STATISTICS: Special team tackles — 2000 (1), 2002 (2), 2003 (3), 2004 (3), 2005 (5), TOTAL (14). Returned one kickoff 10 yards vs. Cleveland (11/19/00).

LEACH'S POSTSEASON RECORD

| Year | Club | G | S | No. | RECEIVING | | | LG | TD | SCORING | | | | | |
|-----------------------|-----------|----------|----------|----------|-----------|------------|----------|----------|----------|----------|----------|----------|----------|----------|----------|
| | | | | | Yds. | Avg. | | | | TD | TDr | TDp | TDrt | 2pt. | Pts. |
| 2000 | Tennessee | 1 | 0 | 0 | 0 | 0.0 | — | 0 | 0 | 0 | 0 | 0 | 0 | 0 | 0 |
| 2003 | Denver | 1 | 0 | 0 | 0 | 0.0 | — | 0 | 0 | 0 | 0 | 0 | 0 | 0 | 0 |
| 2004 | Denver | 1 | 0 | 0 | 0 | 0.0 | — | 0 | 0 | 0 | 0 | 0 | 0 | 0 | 0 |
| 2005 | Denver | 2 | 0 | 0 | 0 | 0.0 | — | 0 | 0 | 0 | 0 | 0 | 0 | 0 | 0 |
| CAREER TOTALS | | 5 | 0 | 0 | 0 | 0.0 | — | 0 | 0 | 0 | 0 | 0 | 0 | 0 | 0 |
| BRONCOS TOTALS | | 4 | 0 | 0 | 0 | 0.0 | — | 0 | 0 | 0 | 0 | 0 | 0 | 0 | 0 |

ADDITIONAL STATISTICS: Special team tackles — 2000 (2), 2004 (1), TOTAL (3). Recovered a fumbled punt return in the AFC Divisional Playoff Game vs. New England (1/14/06).



ASHLEY LELIE

6-3 • 200 • 5TH YR. • HAWAII

BORN: Feb. 16, 1980, in Bellflower, Calif.

HIGH SCHOOL: Radford High School, Honolulu

ACQUIRED: Draft #1 (19th overall), 2002

NFL YEAR: 5th • YEAR WITH BRONCOS: 5th

NFL GAMES PLAYED/STARTED: 64/40 • POSTSEASON: 4/3

85

WIDE RECEIVER

LELIE AT A GLANCE:

- A fifth-year wide receiver who has emerged as one of the top big-play receivers in the NFL, leading the league in yards-per-reception average (17.9 avg.) since his rookie year in 2002.
- Owned the NFL's highest yards-per-reception average in 2005 (18.3) and 2004 (20.1).
- Eclipsed the 1,000-yard receiving mark for the first time in his career (1,084 yds.) in 2004.
- Part of a duo along with wide receiver Rod Smith (1,144 yds.) that gave the Broncos their first 1,000-yard receiving tandem since 2000 (Smith and Ed McCaffrey).
- Caught a career-high 54 passes in 2004, an improvement of 17 catches from the previous season, as a key member of the AFC's No. 3 pass offense (No. 6 in NFL).
- Ranked second in the AFC (4th in NFL) with a 17.0 yards-per-reception average in 2003.
- Recorded five career 100-yard receiving games (1 in 2002, 2 in 2003, 1 in 2004 and 1 in 2005).
- Enjoyed a solid rookie year in 2002, posting 35 receptions for the most catches by a Broncos rookie since Terrell Davis' 49 catches in 1995.

LELIE, cont.:

- Finished his career at the University of Hawaii as the school's all-time leader in receptions (194), receiving yards (3,341) and touchdown receptions (32).
- Selected by the Broncos in the first round (19th overall) of the 2002 NFL Draft.

CAREER TRANSACTIONS: Signed by Denver as a draft choice 7/26/02.



2005: Lelie placed second on the Broncos with 42 catches for 770 yards (18.3 avg.) with one touchdown in 16 regular-season games (13 starts). His 18.3 yards-per-reception average led the NFL for the second consecutive season. Lelie, who totaled one 100-yard receiving game (110 yds. vs. Oak., 12/24), also added five rushes for 84 yards (16.8 avg.). He established career highs in single-season rushing yards (84), single-game rushing yards (56), longest rush (39), postseason single-game receptions (5) and postseason single-game receiving yards (68) during the season. Lelie contributed seven catches for 118 yards (16.9 avg.) and his first postseason touchdown while playing both playoff games (1 start). In an AFC Divisional Playoff Game vs. N.E. (1/14), Lelie caught a postseason-best five passes for 50 yards and drew a pass interference call on Patriots cornerback Asante Samuel in the end zone, moving the drive 39 yards to set up a Denver touchdown. In the AFC Championship Game vs. Pit. (1/22), he made two catches for his postseason-best 68 yards and his first playoff touchdown. He secured a 30-yard touchdown pass from Plummer in the third quarter to narrow the Steelers' lead to 24-10. Lelie caught a season-high six passes for 62 yards (10.3 avg.) vs. S.D. (9/18). The following week on *Monday Night Football* vs. K.C. (9/26), Lelie established his personal best with 56 rushing yards, including a career-long 39-yard run. He also added a 16-yard catch against the Chiefs. Two weeks later, Lelie caught his only touchdown of the regular season on a 5-yard grab vs. Was. (10/9) to break a 7-7 tie and corralled an onside kick to secure the win over the Redskins. Lelie caught three passes for 81 yards (27.0 avg.) vs. N.E. (10/16). On successive plays, he caught passes of 19 and 55 yards against the Patriots to help set up a Denver touchdown. He paced the team with five catches for 64 yards (12.8 avg.) at NYG (10/23). In a game in which Denver recorded the second-most yards (564) and points (49) in their history, Lelie grabbed three balls for 81 yards, including a 37-yard reception, vs. Phi. (10/30). He made three catches for 76 yards (25.3 avg.) at Oak. (11/13). The following week vs. NYJ (11/20), Lelie hauled in four passes for 81 yards (20.3 avg.), including a game-long 49-yard grab. He made his longest catch of the season when he and Plummer connected on a 56-yard play at K.C. (12/4). He flagged down an acrobatic 41-yard pass from Plummer along the right sideline two plays after an 8-yard rush to help set up a touchdown at Buf. (12/17). Lelie recorded his only 100-yard game of the season vs. Oak. (12/24), matching his season-high six catches and totaling 110 yards (18.3 avg.) against the Raiders. Lelie made two catches for 19 yards to surmount the 3,000-yard receiving plateau as a professional at S.D. (12/31).

2004: Lelie led the NFL in yards-per-reception average (20.1 avg.) and started all 16 regular-season games for the Broncos. Lelie's yards-per-reception average was the franchise's highest total in 17 years and fifth best all-time. He eclipsed the 1,000-yard receiving mark for the first time in his career in 2004, posting 1,084 yards on 54 receptions to rank second on the Broncos in both categories. All seven of Lelie's touchdown receptions were longer than 30 yards (38, 37, 40, 35, 31, 39 and 33 yds.), and he led the NFL in that statistic. Additionally, his seven touchdown receptions of 30 yards or more ranked as the second-highest single-season total in franchise history (Anthony Miller had 10 in 1995). Combined with Rod Smith, Lelie was part of an NFL wide-receiving threat that led the league in yards-per-reception average (16.75), ranked sixth in total yards (2,228) and placed 10th in the league in total receptions (133). He and Smith became just the sixth duo in franchise history—the fifth in the Mike Shanahan era—to each top the 1,000-yard receiving mark in the same year. Lelie recorded two receptions for 27 yards (13.5 avg.) at Ind. (1/9) in Denver's AFC Wild Card Game. Lelie hauled in a 58-yard strike from Jake Plummer vs. K.C. (9/12) to begin a Denver series in the third quarter on his way to recording 88 yards receiving on four catches (22.0 avg.) against the Chiefs. He pulled down a spectacular 33-yard touchdown grab, which proved to be the game-winner, over the head of Chargers cornerback Quentin Jammer on fourth-and-9 in the third quarter vs. S.D. (9/26) as part of a four-catch, 67-yard (16.8 avg.) effort. He recorded his first rushing statistics of the season that day, rushing twice on reverses for six yards. On third down in the fourth quarter vs. Car. (10/10) with the Broncos trailing by 4, Lelie made a 39-yard, over-the-shoulder, touchdown catch in the corner of the end zone that proved to be the game winner and totaled 52 yards on two catches (26.0 avg.). He came down with a 31-yard touchdown in the second quarter at Oak. (10/17) on his way to making two catches for 45 yards against the Raiders. On *Monday Night Football* at Cin. (10/25), Lelie had a team and season-high six catches for 82 yards (13.7 avg.). He recorded his second consecutive six-catch game vs. Atl. (10/31) with a season-high 94 receiving yards, including a 35-yard touchdown catch. Lelie caught his fifth touchdown of the season longer than 30 yards vs. Hou. (11/7) with a 40-yard scoring reception in the second quarter, and he finished the game with a team-high four catches and 81 yards receiving (20.3 avg.). After the bye week, he came up with his two biggest receptions on consecutive plays in the first quarter at N.O. (11/21) by catching a 33-yard pass before catching a 37-yard touchdown in a three-catch, 79-yard day (26.3 avg.). In snowy conditions vs. Oak. (11/28), Lelie had a team-high four catches for 80 yards (20.0 avg.), including a 57-yarder. Lelie posted the fourth 100-yard receiving game of his career and his first in 2004 at S.D. (12/5) with 105 yards on four catches (26.3 avg.). At Ten. (12/25), he used three catch-

LELIE ANYTHING BUT AVERAGE

BEST YARDS PER RECEPTION AVERAGE

| BRONCOS, ALL-TIME (MIN. 50 REC.) | | | | NFL, 2002-05 (MIN. 80 REC.) | | | |
|----------------------------------|------|-------|------|------------------------------|------|-------|------|
| Player | Rec. | Yds. | Avg. | Player | Rec. | Yds. | Avg. |
| 1. Bill Van Heusen, 1968-76 | 82 | 1,684 | 20.5 | 1. Ashley Lelie, Den. | 168 | 3,007 | 17.9 |
| 2. Haven Moses, 1972-81 | 302 | 5,450 | 18.0 | 2. Santana Moss, Was./NYJ | 233 | 3,859 | 16.6 |
| 3. Ashley Lelie, 2002-05 | 168 | 3,007 | 17.9 | 3. Lee Evans, Buf. | 96 | 1,586 | 16.5 |
| 4. Al Frazier, 1961-63 | 58 | 1,010 | 17.4 | 4. Eddie Kennison, K.C. | 239 | 3,947 | 16.5 |
| 5. Steve Watson, 1979-87 | 353 | 6,112 | 17.3 | 5. Plaxico Burress, NYG/Pit. | 249 | 4,097 | 16.5 |

es for 88 yards, a season-best 29.3 average, to go over the 1,000-yard receiving mark for the first time in his career. He caught his franchise-record seventh touchdown of 30+ yards vs. Ind. (1/2) with a 38-yard scoring grab in a three-catch, 70-yard (23.3 avg.) effort in the Broncos' regular-season finale.

2003: Lelie saw action in all 16 regular-season games (10 starts), catching 37 passes for 628 yards (17.0 avg.) with two touchdowns. He also rushed eight times for 43 yards (5.4 avg.). Lelie's yards-per-reception average of 17.0 ranked second in the AFC (4th in NFL). He started and caught one pass for seven yards in the Broncos' AFC Wild Card Game at Ind. (1/4). In Denver's season opener at Cin. (9/7), he began the game with a 12-yard reverse for a first down and tied a career high with two rushes for 12 yards. He started the home opener vs. Oak. (9/22) when the Broncos came out in a three-receiver set and carried the ball on a reverse for an 8-yard gain on the first play from scrimmage. Lelie finished the game with three catches for a career-high 108 yards (36.0 avg.) with a 44-yard touchdown reception while rushing twice for nine yards. It was his second-career 100-yard receiving game, both of which came against the Raiders. Against Det. (9/28), he caught four passes for 76 yards (19.0 avg.) with a 29-yard touchdown. Against S.D. (11/16), Lelie caught two passes for 57 yds. (28.5 avg.), including a 48-yard grab that tied for the longest catch of his career. He also rushed twice for 20 yards, including a season-best 13-yard run. Lelie turned in an outstanding effort vs. Cle. (12/14) by catching four passes for 71 yards (17.8 avg.), including a crucial 46-yard grab to put the trailing Broncos in field-goal range with less than 20 seconds to play and help force the game into overtime, where the Broncos won the contest. He registered the third 100-yard receiving game of his career with five receptions for a career-high 115 yards (23.0 avg.) at Ind. (12/21), including a career-long 60-yard catch.

2002: Selected by the Broncos in the first round (19th overall) of the 2002 NFL Draft, Lelie played all 16 games (1 start - vs. Buf. 9/22) to catch 35 passes for 525 yards with two touchdowns while also rushing four times for 40 yards (10.0 avg.). His 15.0 yards-per-reception average led the team, and he led all AFC rookies in receiving yards (4th in NFL) and ranked third among AFC rookies (6th in NFL) in receptions. Additionally, his 35 catches were the most by a Broncos rookie since running back Terrell Davis caught 49 passes out of the backfield in 1995. His first NFL catch (11 yds.) came on a crucial third-down play in the fourth quarter at S.F. (9/15). He made his first NFL start vs. Buf. (9/22) in a three wide-receiver set. His start against the Bills marked the beginning of a five-game streak in which he caught at least two passes. Lelie's 30-yard reception in the fourth quarter vs. Mia. (10/13) marked the longest of his young career and helped him to a career-high 41 receiving yards while setting up Denver's go-ahead field goal. At N.E. (10/27), he caught a career-long 40-yard pass on a third down late in the fourth quarter to allow Denver to run out the clock to secure its 24-16 win. He had a career-high eight receptions for 65 yards (8.1 avg.) vs. Oak (11/11) and also carried the ball twice for 12 yards (6.0 avg.). Lelie caught the first touchdown of his career at NYJ (12/8) on a 10-yard pass from quarterback Brian Griese just before halftime and finished the game with three catches for 38 yards (12.7 avg.). He posted a career-high 68 yards receiving on two catches (34.0 avg.) vs. K.C. (12/15), including his second catch of 40 or more yards on the season that set up a touchdown. Lelie continued to show his development by recording four receptions for a then career-high 106 yards (26.5 avg.) at Oak. (12/22), including a then career-best 48-yard catch, for the first 100-yard game of his career.

COLLEGE: Lelie finished his career at the University of Hawaii as its all-time leader in receptions (194), receiving yards (3,341) and touchdown receptions (32) while averaging an impressive 17.2 yards per catch. He was a first-team All-Western Athletic Conference selection as a junior in 2001, his final year at the school, and broke the WAC single-season records for receiving yards (1,713) and touchdowns (19) while also tying the WAC record for most 200-yard games in a season (3). He ranked first in the conference and second in the nation in yards per game (142.8 avg.) and ranked third in the WAC and ninth in the nation in receptions per game (7.0 avg.) as a junior. He teamed with wide receiver Channon Harris to create a duo that averaged 12.75 receptions per game in 2001, forming the sixth best combo in the nation. As a sophomore, Lelie started every game and finished third in the WAC in receptions per game (6.17 avg.) and third in receiving yards per game (92.5 avg.). Lelie led Hawaii in receptions (74), receiving yards (1,110), touchdowns (11), all-purpose yards (92.5 avg.) and scoring (66 pts.) while gaining more than 100 yards receiving in three games and adding three games with at least two touchdown catches. He played every game as a redshirt freshman in 1999, starting seven at the "Z" receiver slot and ranking fourth on the team with 36 catches for 518 yards (14.4 avg.) with two touchdowns.

PERSONAL: Lelie is a 1998 graduate of Radford High School in Honolulu, where he earned two letters each in football, track and basketball. He was selected to both the all-district and all-state teams in football and was an all-district choice in basketball and an all-league selection in track. He was an honor roll student at Radford. Lelie has been very involved with Colorado's "Big Brothers, Big Sisters" program and has served as a

spokesperson for the organization, participating in several events with the group. Lelie hosted a youth football clinic at the Broncos' training facility in December 2005 in which he and several of his teammates instructed kids through several receiver drills. Ashley Jovon Lelie was born Feb. 16, 1980, in Bellflower, Calif.

LELIE'S REGULAR SEASON RECORD

| Year | Club | G | S | RECEIVING | | | LG | TD | SCORING | | | | 2pt. | Pts. |
|----------------------|--------|-----------|-----------|------------|--------------|-------------|-----------|-----------|-----------|----------|-----------|----------|----------|-----------|
| | | | | No. | Yds. | Avg. | | | TD | TDr | TDp | TDrt | | |
| 2002 | Denver | 16 | 1 | 35 | 525 | 15.0 | 48 | 2 | 2 | 0 | 2 | 0 | 0 | 12 |
| 2003 | Denver | 16 | 10 | 37 | 628 | 17.0 | 60 | 2 | 2 | 0 | 2 | 0 | 0 | 12 |
| 2004 | Denver | 16 | 16 | 54 | 1,084 | 20.1 | 58 | 7 | 7 | 0 | 7 | 0 | 0 | 42 |
| 2005 | Denver | 16 | 13 | 42 | 770 | 18.3 | 56 | 1 | 1 | 0 | 1 | 0 | 0 | 6 |
| CAREER TOTALS | | 64 | 40 | 168 | 3,007 | 17.9 | 60 | 12 | 12 | 0 | 12 | 0 | 0 | 72 |

RUSHING

| Year | Club | No. | Yds. | Avg. | LG | TD |
|----------------------|--------|-----------|------------|------------|-----------|----------|
| 2002 | Denver | 4 | 40 | 10.0 | 24 | 0 |
| 2003 | Denver | 8 | 43 | 5.4 | 13 | 0 |
| 2004 | Denver | 3 | 5 | 1.7 | 8 | 0 |
| 2005 | Denver | 5 | 84 | 16.8 | 39 | 0 |
| CAREER TOTALS | | 20 | 172 | 8.6 | 39 | 0 |

ADDITIONAL STATISTICS: Miscellaneous tackles — 2003 (2), 2004 (2), 2005 (1), TOTAL (5). Recovered an onside kick vs. Washington (10/9/05).

LELIE'S POSTSEASON RECORD

| Year | Club | G | S | RECEIVING | | | LG | TD | SCORING | | | | 2pt. | Pts. |
|----------------------|--------|----------|----------|-----------|------------|-------------|-----------|----------|----------|----------|----------|----------|----------|----------|
| | | | | No. | Yds. | Avg. | | | TD | TDr | TDp | TDrt | | |
| 2003 | Denver | 1 | 1 | 1 | 7 | 7.0 | 7 | 0 | 0 | 0 | 0 | 0 | 0 | 0 |
| 2004 | Denver | 1 | 1 | 2 | 27 | 13.5 | 21 | 0 | 0 | 0 | 0 | 0 | 0 | 0 |
| 2005 | Denver | 2 | 1 | 7 | 118 | 16.9 | 38 | 1 | 1 | 0 | 1 | 0 | 0 | 6 |
| CAREER TOTALS | | 4 | 3 | 10 | 152 | 15.2 | 38 | 1 | 1 | 0 | 1 | 0 | 0 | 6 |

RUSHING

| Year | Club | No. | Yds. | Avg. | LG | TD |
|----------------------|--------|----------|----------|------------|----------|----------|
| 2003 | Denver | 0 | 0 | 0.0 | — | 0 |
| 2004 | Denver | 0 | 0 | 0.0 | — | 0 |
| 2005 | Denver | 0 | 0 | 0.0 | — | 0 |
| CAREER TOTALS | | 0 | 0 | 0.0 | — | 0 |

ADDITIONAL STATISTICS: Miscellaneous tackles — 2003 (2), TOTAL (2).

LELIE'S SINGLE-GAME HIGHS

(Postseason in parentheses)

Receptions — 8 vs. Oakland, 11/11/02 (5 vs. New England, 1/14/06). **Receiving yards** — 115 at Indianapolis, 12/21/03 (68 vs. Pittsburgh, 1/22/06). **Longest reception** — 60 at Indianapolis, 12/21/03 (38 vs. Pittsburgh, 1/22/06). **Receiving touchdowns** — 1, 12 times, last vs. Washington, 10/9/05 (1, vs. Pittsburgh, 1/22/06). **Rushes** — 2, six times, last vs. Kansas City, 9/26/05 (none). **Rushing yards** — 56 vs. Kansas City, 9/26/05 (none). **Longest rush** — 39 vs. Kansas City, 9/26/05 (none). **Rushing touchdowns** — None (none).

LELIE'S 100-YARD RECEIVING GAMES (5)

*denotes win (The Broncos are 3-2 when Lelie records 100 or more yards receiving in a game.)

| Date | Opponent | No. | Yds. | Avg. | LG | TD |
|----------|------------------|-----|------|------|-----|----|
| 12/22/02 | at Oakland | 4 | 106 | 26.5 | 48 | 0 |
| 9/22/03 | vs. Oakland* | 3 | 108 | 36.0 | 44t | 1 |
| 12/21/03 | at Indianapolis* | 5 | 115 | 23.0 | 60 | 0 |
| 12/5/04 | at San Diego | 4 | 105 | 26.3 | 44 | 0 |
| 12/24/05 | vs. Oakland* | 6 | 110 | 18.3 | 34 | 0 |

LELIE'S REGULAR SEASON TOP FIVE

Receiving Yards

115 — at Indianapolis, 12/21/03 (5 rec.)
110 — vs. Oakland, 12/24/05 (6 rec.)
108 — vs. Oakland, 9/22/03 (3 rec., TD)
106 — at Oakland, 12/22/02 (4 rec.)
105 — at San Diego, 12/5/04 (4 rec.)

Receiving Touchdowns

1 — in 12 games, last vs. Was., 10/9/05 (1-5t)

Receptions

8 — vs. Oakland, 11/11/02 (65 yds.)
6 — vs. Oakland, 12/24/05 (110 yds.)
6 — vs. San Diego, 9/18/05 (62 yds.)
6 — vs. Atlanta, 10/31/04 (94 yds., TD)
6 — at Cincinnati, 10/25/04 (82 yds.)

Longest Receptions From Scrimmage

60 — at Indianapolis, 12/21/03 (5-115)
58 — vs. Kansas City, 9/12/04 (4-88)
57 — vs. Oakland, 11/28/04 (4-80)
56 — at Kansas City, 12/4/05 (2-63)
55 — vs. New England, 10/16/05 (3-81)



MATT LEPSIS

6-4 • 290 • 10TH YR. • COLORADO

BORN: Jan. 13, 1974, in Conroe, Texas

HIGH SCHOOL: Frisco High School, Frisco, Texas

ACQUIRED: College Free Agent, 1997

NFL YEAR: 10th • **YEAR WITH BRONCOS:** 10th

NFL GAMES PLAYED/STARTED: 128/111 • **POSTSEASON:** 8/5

78

TACKLE

LEPSIS AT A GLANCE:

- A 10th-year offensive lineman with experience at both tackle positions who started 116 of the last 117 Broncos games played in the regular season and playoffs.
- Helped Denver total the most rushing yards (15,819) and allow the fourth-fewest sacks (215) in the NFL since becoming a starter in 1999.
- Started on a Denver offensive line in 2005 that cleared the way for the franchise's second-best rushing total (2,539 yds.) and the NFL's No. 2 rushing game (158.7 ypg.).
- Did not miss an offensive snap on a 2004 line that set a franchise record by allowing only 15 sacks, shattering the previous best of 22 sacks set in 1971, to rank third in the NFL.
- Helped Denver post the sixth-best rushing total in team history (2,333 yds.) in 2004 and produce the franchise's fifth different 1,000-yard back since 1995 (Reuben Droughns, 1,240 yds.).
- Contributed to the Broncos rushing for a franchise-record 2,629 yards in 2003.
- Blocked for NFL Offensive Rookie of the Year (AP) Clinton Portis in 2002, helping the running back gain 1,508 rushing yards to set a franchise rookie rushing record.
- Appeared in every possible regular season and postseason game (136 gms.) played by Denver since making its active roster for the first time in 1998.
- Earned All-Big Eight Conference honors as a tight end at the University of Colorado.
- Entered the NFL with the Broncos as a college free agent April 29, 1997.

CAREER TRANSACTIONS: Signed by Denver as a college free agent 4/29/97; Placed on reserve/non-football injury list (knee) by Denver 7/16/97; Activated by Denver 2/1/98.



2005: Lepsis started all 16 regular-season games and both postseason contests for the Broncos at left tackle protecting Jake Plummer's blind side. The Broncos allowed only 23 sacks for the third-lowest total in NFL for the year as well as in franchise history. Selected as an All-Pro by *Sports Illustrated* (Dr. Z), Lepsis also contributed to the league's second-best rushing attack (158.7 ypg.), which featured Mike Anderson's 1,014-yard rushing effort and finished the year with the second-most rushing yards (2,539) in franchise annals. The team also gained 145 rushing first downs, the most in Broncos history. Lepsis helped Denver become only the third team in league history to boast two 900-yard rushers (Anderson and Tatum Bell), a 1,000-yard receiver (Rod Smith) and a 3,000-yard passer (Jake Plummer) in the same season. The offensive line cleared the way for 221 rushing yards while allowing only one sack on *Monday Night Football* vs. K.C. (9/26). Lepsis contributed to an offensive line that paved the way for Anderson's 115-yard output, the first individual 100-yard rushing performance of the season, vs. Jac. (10/2). Lepsis contributed to the team's fourth consecutive individual 100-yard performance as Anderson rumbled for 120 yards at NYG (10/23) while the line held the Giants sackless. The next week vs. Phi. (10/30), the Broncos became the first team in NFL history to have two 100-yard rushers (Anderson and Bell) and a 300-yard passer (Plummer) in the same game as part of the team's 564-yard, 49-point explosion. The ground game gained 155 yards vs. Oak. (12/24) and 157 yards at S.D. (12/31).

2004: Lepsis started all 16 regular-season games at left tackle and did not miss an offensive snap on a line that set a franchise record by giving up only 15 sacks, shattering the previous best of 22 sacks set in 1971, to rank third in the NFL. The offensive line did not surrender a sack in eight contests and blocked for a 100-yard rusher in eight different games, helping to produce a 100-yard rushing game by a Bronco in six of seven games midway through the year. Despite season-ending injuries to the Broncos' top two running backs early in the year, Denver posted its sixth-best single-season rushing total (2,333 yds.) behind the strong play of its offensive line. Lepsis started at left tackle in an AFC Wild Card Game at Ind. (1/9) and held Pro Bowl defensive end Dwight Freeney without a sack. Playing his 100th career NFL game at T.B. (10/3), Lepsis held Pro Bowl defensive end Simeon Rice sackless. Lepsis and the line cleared the way for Reuben Droughns to rush for 193 yards vs. Car. (10/10) to mark the ninth-highest single-game rushing total by a Bronco in franchise history during the regular season. At Oak. (10/17), Denver's line helped it post a season-high 254 yards on 51 carries (4.9 avg.). Lepsis was a part of franchise history vs. Atl. (10/31) in protecting Jake Plummer as he recorded the most passing yards in a single game in team history (9th in NFL history) with 499 yards.

2003: Lepsis started at right tackle in all 16 regular-season games, helping the Broncos rush for a franchise-record 2,629 yards while tying for the fourth-fewest sacks allowed in team history. Lepsis started at right tackle in the Broncos' AFC Wild Card Game at Ind. (1/4). At Bal. (10/26), he was ejected midway through the second quarter after inadvertently making contact with an official while trying to swat away the hand of a Ravens player who was holding his jersey after a play.

2002: Lepsis started 15-of-16 games at right tackle for the Broncos, missing his only start at Bal. (9/30) when he saw action on special teams only to handle the snapping duties. Lepsis' efforts were crucial in first-year running back Clinton Portis rushing for 1,508 yards to earn NFL Offensive Rookie of the Year honors from the Associated Press and set a rookie franchise rushing record. Lepsis also totaled one special-teams tackle during the year. He left Denver's game vs. Buf. (9/22) in the second quarter because of a hamstring strain and returned only to perform the long-snapping duties for a portion of the second half.

2001: Lepsis started all 16 games for Denver at right tackle. He missed several plays in the second half vs. Sea. (12/9) after twisting his left ankle and was replaced by Cooper Carlisle.

2000: Lepsis started at right tackle in all 16 regular-season games on a line that allowed only 30 sacks. He recorded a start in Denver's AFC Wild Card Game at Bal. (12/31). Lepsis and his linemates blocked for Mike Anderson as he posted the fifth-best rushing total by a rookie in NFL history (1,487 yds.).

1999: Lepsis started all 16 games for Denver at right tackle, a job that he won in a training camp battle with Trey Teague. He made his first NFL start in the season opener vs. Mia. (9/13).

1998: Lepsis appeared in all 16 regular-season games on special teams and saw limited duty as a reserve tackle for the Broncos. In the postseason, Lepsis played all three games both on the offensive line and on special teams. He played the final two-and-a-half quarters at right tackle in an AFC Divisional Playoff Game vs. Mia. (1/9) after Tony Jones left the game with a knee injury. Harry Swayne moved to Jones' left tackle position while Lepsis—playing in his first-ever postseason game—filled in admirably for Swayne on the right side as the line gave up just one sack for the day and cleared the way for 250 rushing yards. Earlier in the game, Lepsis was in on several offensive snaps as an eligible receiver. He played on offense and special teams in the AFC Championship Game vs. NYJ (1/17), seeing several offensive plays as an eligible receiver. Lepsis also saw action in Super Bowl XXXIII vs. Atl. (1/31). He played his first NFL game in the season opener vs. N.E. (9/7), replacing Swayne at right tackle early in the fourth quarter and playing the remainder of the game. At Was. (9/27), Lepsis lined up as an eligible receiver on the line in a goal-line situation. He also played the fourth quarter at right tackle vs. Phi. (10/4) and in the third quarter at right tackle at Sea. (10/11).

1997: Lepsis, who signed with the Broncos on April 29 as a college free agent, spent the season on the reserve/non-football injury list because of a college knee injury.

COLLEGE: Lepsis played 36 games (including bowl games) as a tight end for the University of Colorado and posted 16 starts. He caught 45 passes for 519 yards (11.5 avg.) with three touchdowns. He recorded a 2-yard reception for a score in the 1996 Cotton Bowl win against Oregon to cap off a junior season in which he earned second-team All-Big Eight honors. Lepsis graded out as a 90-percent blocker during his career at Colorado and added seven special-teams tackles. He also lettered three times in track for the Buffaloes and was a two-time All-American in the discus with a collegiate best toss of 196 feet.

PERSONAL: Lepsis was an All-Southwest selection at Frisco High School in Frisco, Texas, where he was Class 3A Defensive Player of the Year and a two-time state discus champion. In discus, his throw of 204'-8" was the second-best throw in the country in 1992. He also was a member of the National Honor Society in high school and majored in history at Colorado. Matt Lepsis was born Jan. 13, 1974, in Conroe, Texas. He and his wife, Shana, have a son, Hayden (4), and a daughter, Jordan (1), and the family resides in Castle Rock, Colo.

LEPSIS' REGULAR SEASON RECORD

| Year | Club | G | S |
|----------------------|--------|---|------------|
| 1997 | Denver | RESERVE/NON-FOOTBALL INJURY LIST (KNEE) | |
| 1998 | Denver | 16 | 0 |
| 1999 | Denver | 16 | 16 |
| 2000 | Denver | 16 | 16 |
| 2001 | Denver | 16 | 16 |
| 2002 | Denver | 16 | 15 |
| 2003 | Denver | 16 | 16 |
| 2004 | Denver | 16 | 16 |
| 2005 | Denver | 16 | 16 |
| CAREER TOTALS | | 128 | 111 |

ADDITIONAL STATISTICS: Special teams tackles — 2002 (1), TOTAL (1). Miscellaneous tackles — 1999 (3), 2001 (1), 2002 (2), 2003 (1), TOTAL (7). Recovered a fumble vs. Seattle (12/10/00) and at San Diego (9/14/03).

LEPSIS' POSTSEASON RECORD

| Year | Club | G | S |
|----------------------|--------|----------|----------|
| 1998 | Denver | 3 | 0 |
| 2000 | Denver | 1 | 1 |
| 2003 | Denver | 1 | 1 |
| 2004 | Denver | 1 | 1 |
| 2005 | Denver | 2 | 2 |
| CAREER TOTALS | | 8 | 5 |



JOHN LYNCH

6-2 • 220 • 14TH YR. • STANFORD

BORN: Sept. 25, 1971, in Hinsdale, Ill.

HIGH SCHOOL: Torrey Pines High School, Del Mar, Calif.

ACQUIRED: Free Agent, 2004

NFL YEAR: 14th • YEAR WITH BRONCOS: 3rd

NFL GAMES PLAYED/STARTED: 195/163 • POSTSEASON: 12/12

47

SAFETY

LYNCH AT A GLANCE:

- A 14th-year safety who is one of the most decorated active NFL players with seven Pro Bowl selections, including four consecutive trips to Hawaii from 1999-2002, and four Associated Press All-Pro recognitions, including two first-team selections from 1999-2000.
- Posted at least one interception in each of the last 11 seasons (1995-2005), a streak that is the longest among NFL safeties and second longest among all players.
- Represented the Broncos in the Pro Bowl during each of his two seasons with the club (2004-05).
- Helped Denver reach the AFC Championship Game in 2005, marking his third career conference championship game appearance and 12th career playoff start.
- Eclipsed the 1,000-career tackle mark in Denver's game at Oakland (10/17/04).
- Spent the first 11 years of his NFL career with Tampa Bay before joining the Broncos as a free agent in 2004, concluding his Buccaneers career ranked third on the their all-time tackles list (973), tied for fourth in interceptions (23) and ranked second in games played (164).
- Served as a key leader of the 2002 Buccaneers, helping the team to a victory in Super Bowl XXXVII against the Raiders in a game played in his hometown of San Diego.
- Regarded as one of the most revered players in Buccaneers history who led a talented secondary that had a top-10 NFL ranking against the pass in seven of eight years from 1996-2003.
- Posted 154 tackles in 1997, marking a career high and the most ever by a Tampa Bay defensive back, while recording nine games with 10 or more tackles that year.
- Extremely active in the community through the John Lynch Foundation and has been recognized by *The Sporting News* as one of the 'Good Guys' in sports several times as well as the Broncos' 2005 Walter Payton NFL Man of the Year Award recipient.
- Selected by Tampa Bay in the third round (82nd overall) of the 1993 NFL Draft from Stanford.

CAREER TRANSACTIONS: Signed by Tampa Bay as a draft choice 7/8/93; Placed on injured reserve (knee) by Tampa Bay 12/12/95; Released by Tampa Bay 3/16/04; Signed by Denver 3/23/04.



2005: Lynch earned his seventh trip to the Pro Bowl—second as a member of the Broncos—after placing fifth on the team with 69 tackles (47 solo) in 16 regular-season starts. Lynch, who earned the team nomination for the Walter Payton NFL Man of the Year Award for his work in the community, tied for the Broncos' lead with four sacks (41 yds.), ranking second among the league's defensive backs in that category and becoming the first safety in team history with at least a share of the Broncos' season sack lead. He also tied for the team lead with a career-high four forced fumbles while contributing two interceptions (2 yds.) and eight passes defended. Lynch's efforts helped the Broncos rank second in the league against the run (85.2 ypg.) and tie for third in scoring defense (16.1 ppg.). The AFC's Defensive Player of the Week for Week 17, Lynch started both playoff contests for Denver to increase his career postseason starts total to 12 games. He recorded five tackles (4 solo) and two passes defended, including an interception, in an AFC Divisional Playoff Game vs. N.E. (1/14), helping to end the Patriots' NFL-record 10-game postseason winning streak. He contributed four tackles (3 solo) in the AFC Championship Game vs. Pit. (1/22). In Denver's home opener vs. S.D. (9/18), he made seven tackles (6 solo) and had a 12-yard sack of quarterback Drew Brees that forced San Diego to punt deep in its territory. He recorded four tackles (3 solo) and two pass breakups on *Monday Night Football* vs. K.C. (9/26) and led Denver with eight tackles (6 solo) vs. Was. (10/9). The safety notched three tackles (2 solo) and two passes defended, including an interception, vs. Phi. (10/30). His interception against the Eagles came on a Donovan McNabb pass intended for Terrell Owens. Lynch intercepted his second pass of the season vs. NYJ (11/20) to help

LYNCH'S INTERCEPTION STREAK

LONGEST STREAKS OF SEASONS WITH AT LEAST ONE INT THROUGH 2005

| Player | Pos. | Streak | Years |
|------------------------------------|------|--------|-----------|
| 1. Troy Vincent (Buf., Phi., Mia.) | CB | 14 | 1992-2005 |
| 2. John Lynch (Det., T.B.) | S | 11 | 1995-2005 |
| Aaron Glenn (Dal., Hou., NYJ) | CB | 11 | 1995-2005 |
| Ty Law (NYJ, N.E.) | CB | 11 | 1995-2005 |

Denver to its first shutout since Nov. 9, 1997, vs. Carolina. He totaled three tackles (2 solo) and forced a fumble vs. Bal. (12/11). He led the team with seven tackles while adding a sack (17 yds.) of Kerry Collins and a forced fumble vs. Oak. (12/24). He was named AFC Defensive Player of the Week for his performance in the regular-season finale at S.D. (12/31), where he recorded seven tackles (5 solo), including two sacks, and two forced fumbles in a return to his hometown. His first sack (8 yds., Drew Brees) forced a fumble that Sam Brandon pounced on at the Chargers' 1-yard line to set up a Denver touchdown. His second sack (4 yds., Philip Rivers) resulted in a fumble that was recovered by Chargers tackle Shane Olivea in the end zone for a safety.

2004: Lynch, in his first year with the Broncos, placed sixth on the team with 76 tackles (56 solo) in 15 games (15 starts) to earn his sixth career trip to the Pro Bowl. The Broncos' defensive co-captain also notched 10 pass breakups, one interception (2 yds.), two sacks (17 yds.) and a career-high three forced fumbles. The one game he missed—vs. Hou. (11/7)—was due to a bruised sacrum (near the tailbone) suffered vs. Atl. (10/31). Playing with a cast on his left hand to protect a broken thumb, Lynch started at Ind. (1/9) in the Broncos' AFC Wild Card Game and made four tackles (3 solo). He made his Broncos debut vs. K.C. (9/12) and had six tackles (5 solo) to lead Denver defensive backs in that category while breaking up a pass. He recorded a game-high eight tackles (5 solo) at Jac. (9/19) and played special teams for the first time in two years, making a tackle on a third-quarter kickoff. In an emotional return at T.B. (10/3), where he played his first 11 NFL seasons, Lynch turned in an exceptional game against his former teammates with seven tackles (6 solo) and a team-high two pass breakups. He also received a standing ovation from Buccaneers fans when his name was announced during starting introductions. Lynch went over 1,000 tackles for his career with six stops (5 solo) at Oak. (10/17). Lynch, who entered the game with 999 career tackles, also forced a fumble on Raiders receiver Jerry Porter at the Denver 8-yard line late in the first half. He was forced out of Denver's game vs. Atl. (10/31) after suffering a bruised sacrum (near the tailbone) at 12:03 of the second quarter that held him out the next week vs. Hou. (11/7). He returned to the field after the bye week and played sparingly at N.O. (11/21) but recorded three tackles (all solo). His interception of a Kerry Collins pass on the goal line vs. Oak. (11/28) prevented a score and marked his first interception as a member of the Broncos. He forced two fumbles in an eight-tackle game (all solo) game at S.D. (12/5) while helping limit Drew Brees to a season-low 106 passing yards and posting one sack (11 yds.). Lynch recorded his second consecutive game with a sack (6 yds.) -QB A.J. Feeley vs. Mia. (12/12) in a six-tackle (4 solo) game and broke up two passes at Ten. (12/25), including one that was intercepted by cornerback Kelly Herndon. Against Ind. (1/2), he tallied four tackles and two pass breakups. He played most of the Colts' game with a broken left thumb that he suffered early in the contest.

2003: Lynch, in his final season with Tampa Bay, started 14 games at strong safety (missing games vs. Dal. 10/26 and vs. N.O. 11/2) and was the team's finalist for the Walter Payton NFL Man of the Year award. He finished the season ranked fourth on the team with 95 tackles (60 solo) and tied for second on the Buccaneers with two interceptions (18 yds.) while also posting seven passes defended and half a sack (5 yds.). Lynch was part of a defense that ranked fifth in the NFL, marking the seventh consecutive year the Buccaneers' defense finished among the NFL's top 10. The defensive unit also finished third in pass defense, marking the seventh time in the last eight seasons, including three consecutive, that Tampa Bay's defense had finished among the league's 10 best clubs in that statistic. In the season opener at Phi. (9/8) on *Monday Night Football*, Lynch made three tackles, half a sack (5 yds.) and tied for a team-high two passes defended in helping Tampa Bay post its third shutout in the last 16 regular season-games. He led the secondary with 13 tackles vs. Car. (9/14) and recorded his first interception of the season the next week at Atl. (9/21). Against Ind. (10/6), Lynch recorded 11 tackles to surpass the 900 career tackle mark. He ended the game at S.F. (10/19) with nine tackles despite missing significant action with a right shoulder stinger that forced him to be inactive the next two weeks. Returning to action at Car. (11/9), he posted seven tackles and one pass defended. Lynch recorded nine stops vs. G.B. (11/16) and made his second interception of the season vs. NYG (11/24). He totaled five tackles at N.O. (12/7) despite missing a portion of the contest with a right shoulder stinger suffered in the first half. Lynch had four tackles and one pass defended vs. Hou. (12/14) and helped the defense surrender just 107 total yards to the Texans, tying for the second-lowest total in team history.

2002: Lynch, who was named second-team All-Pro by the Associated Press and *Football Digest*, was selected as a Pro Bowl starter for the third time in the last four years. With 96 tackles (50 solo) for Tampa Bay, he raised his career tackle total to 878, moving him into third place all-time in Buccaneers history. He added three interceptions (0 yds.) and 12 passes defended in 15 games played (15 starts). He also was a finalist for the Walter Payton NFL Man of the Year Award. He made five stops in an NFC Divisional Playoff Game vs. S.F. (1/12) and recorded six tackles and a pass defended at Phi. (1/19) in the NFC Championship Game. In Super Bowl XXXVII vs. Oak. (1/26), Lynch had a tackle and a pass defended playing in his hometown of San Diego in helping the Buccaneers win their first-ever World Championship. In the season opener vs. N.O. (9/8), he posted

six tackles before totaling six stops and two passes defended in Tampa's shutout at Bal. (9/15). Lynch recorded seven stops, which put him over 800 tackles for his career, at Cin. (9/29). At Phi. (10/20), he registered a season-high 11 tackles before posting his third career multiple-interception game (QB Randy Fasani) at Car. (10/27). He recorded seven tackles vs. G.B. (11/24) and helped limit quarterback Brett Favre to a 36.6 passer rating. Playing in his 147th career game (moving into third place on the Buccaneers' all-time games played list) at N.O. (12/1), Lynch tied for a team-high nine tackles. He started vs. Atl. (12/8) but left the game late in the first quarter with a neck strain, which would keep him out for the remainder of the contest. He was inactive the next week at Det. (12/15) to end his streak of 67 consecutive regular-season starts. Returning from the injury vs. Pit. (12/23), Lynch led the secondary with 10 tackles.

2001: Lynch, who started all 16 regular-season games as well as the Buccaneers' NFC Wild Card Game, was named to his fourth Pro Bowl and was selected to both *College & Pro Football Newsweekly* and *Pro Football Weekly's* All-NFL Teams. In addition, he was chosen to the Associated Press All-Pro second team and was selected by the Buccaneers as their recipient of the Ed Block Courage Award. Lynch finished the regular season with 105 tackles (70 solo), one sack (0 yds.), three interceptions (21 yds.), one forced fumble, one fumble recovery and eight passes defended. The 105 tackles ranked third on the Buccaneers and led their secondary while his eight passes defended tied for fifth on the team. He made five tackles in an NFC Wild Card Playoff Game at Phi. (1/12). In the season opener at Dal. (9/9), he collected six tackles and finished with a game-clinching interception late in the fourth quarter. Despite cramping in the second half, Lynch contributed nine tackles and one pass defended at Min. (9/30) and came back to lead the team with 12 tackles at Ten. (10/14). He made nine tackles and his first sack of the season vs. Pit. (10/21). With five tackles vs. Chi. (11/18), Lynch moved into fourth place on the Buccaneers' all-time tackles list. He again helped seal the victory at Cin. (12/2) by forcing and recovering a fumble by Bengals running back Corey Dillon in overtime to set up Martin Gramatica's game-winning 21-yard field goal. He led the defense with 10 tackles vs. Det. (12/9). Against N.O. (12/23), Lynch made five tackles and helped out on special teams by handling kickoff duties on the final two kickoffs (40 and 50 yds.) after Gramatica suffered a right hamstring strain. In the regular-season finale vs. Phi. (1/6), Lynch had one interception and one pass defended.

2000: Lynch, who started all 16 regular-season games and the Buccaneers' NFC Wild Card Game, ranked second on the squad and first in the secondary with 110 tackles (66 solo) despite playing the final five regular-season games with a dislocated left shoulder. He also added three interceptions (43 yds.), two fumble recoveries, seven passes defended and one sack (3 yds.). Lynch was selected to his second consecutive Pro Bowl and third in the last four years, and he also earned first-team All-Pro honors from the Associated Press. *Sports Illustrated*, *Pro Football Weekly*, *College and Pro Football Newsweekly*, *Football Digest* and *The Sporting News*. In addition, he was named Defensive Back of the Year by the NFL Alumni and was selected recipient of the NFLPA's Unsung Hero Award. He led the team with 13 tackles and added one pass defended in the Buccaneers' NFC Wild Card Game at Phi. (12/31). In the season opener at N.E. (9/3), Lynch registered seven tackles and one fumble recovery, and the next week at Det. (9/17), he recorded his first interception of the season and added four tackles. He had eight tackles and one pass defended vs. NYJ (9/24). At Min. (10/29), Lynch led the team with a season-high 11 tackles and also recovered a fumble in the first quarter that led to a Buccaneers touchdown. He led Tampa Bay in tackles for the second consecutive week with 11 stops (tying his season-high) vs. Det. (10/19). At Atl. (11/5), he notched his first sack of the season and also contributed nine tackles and one pass defended. Lynch led the team in tackles with nine vs. G.B. (11/12) before leaving the game with a left thigh bruise in the fourth quarter. The next week, he had one tackle before leaving the game due to a dislocated left shoulder in the first quarter at Chi. (11/19). Back in the lineup vs. Buf. (11/26), Lynch recorded six tackles and a pass defended. He had nine tackles at Mia. (12/10) and added six tackles, one pass defended and one interception on *Monday Night Football* vs. Stl. (12/18). Lynch also picked off a fourth-quarter pass by quarterback Kurt Warner that sealed the win. In the regular-season finale at G.B. (12/24), he had six tackles and one interception.

1999: Lynch started all 16 regular-season games and paced Tampa Bay's secondary with 128 tackles (68 solo) while adding two interceptions (32 yds.), one forced fumble and a career-best 14 passes defended. He earned first-team All-Pro honors from the Associated Press, *Sports Illustrated*, *Pro Football Weekly*, *USA Today*, *The Sporting News* and *Football Digest*. In Tampa Bay's NFC Divisional Playoff win vs. Was. (1/15), Lynch posted seven tackles and two passes defended and ignited both sides of the ball with a third-quarter interception of Brad Johnson. Trailing 13-0, the Bucs scored on the ensuing drive

LYNCH'S INTs BY QUARTERBACK

*denotes win (Lynch's teams are 20-5, including postseason, in games in which he records an interception.)

| QB | INTs | Dates |
|------------------|------|---|
| Brett Favre | 3 | 1 at G.B., 10/27/96, 1 vs. G.B., 12/7/97, 1 at G.B., 12/24/00 |
| Kerry Collins | 2 | 1 vs. NYG, 11/24/03*, 1 at Oak, 10/17/04* |
| Randy Fasani | 2 | at Car., 10/27/02* |
| Warren Moon | 2 | vs. Min., 10/15/95 |
| Kurt Warner | 2 | 1 vs. Stl., 12/18/00*, 1 at Stl., 11/26/01* |
| Charlie Batch | 1 | at Det., 9/17/00* |
| Jeff Blake | 1 | vs. Cin., 10/8/95* |
| Tom Brady | 1 | vs. N.E., 1/14/06* (AFC Divisional) |
| Quincy Carter | 1 | at Dal., 9/9/01* |
| Koy Detmer | 1 | vs. Phi., 1/6/02 |
| Jim Everett | 1 | vs. N.O., 11/24/96* |
| Gus Frerotte | 1 | vs. Det., 12/12/99* |
| Kent Graham | 1 | vs. Ari., 9/28/97* |
| Stan Humphries | 1 | at S.D., 11/17/96* |
| Brad Johnson | 1 | vs. Was., 1/15/00* (NFC Divisional) |
| Doug Johnson | 1 | at Atl., 9/21/03* |
| Donovan McNabb | 1 | vs. Phi., 10/30/05* |
| Rodney Peete | 1 | vs. Car., 11/17/02* |
| Doug Pederson | 1 | at Phi., 9/19/99* |
| Kordell Stewart | 1 | vs. Pit., 12/13/98* |
| Vinny Testaverde | 1 | vs. NYJ, 11/20/05* |
| Mike Tomczak | 1 | vs. Pit., 12/13/98* |

LYNCH BECOMES DENVER'S 5TH PRO BOWL SAFETY

BRONCOS SAFETIES SELECTED TO THE PRO BOWL

| Player | Seasons selected | Pro Bowls as a Bronco |
|-------------------|----------------------|-----------------------|
| 1. Steve Atwater | 1990-96, '98 | 8 |
| 2. Dennis Smith | 1985-86, '89-91, '93 | 6 |
| 3. Billy Thompson | 1977-78, '81 | 3 |
| 4. John Lynch | 2004-05 | 2 |
| 5. Tyrone Braxton | 1996 | 1 |

and rallied for a 14-13 triumph. He collected nine tackles in the NFC Championship Game at Stl. (1/23) and helped the secondary limit the Rams' top-ranked passing offense to just 11 points (22 under its season average). In the regular-season opener vs. NYG (9/12), he posted 10 tackles and followed that with six tackles and an interception at Phi. (9/19). He collected seven stops and half a sack vs. Den. (9/26). Lynch led the secondary with seven tackles and two passes defended vs. Chi. (10/24). In that game, he tipped the ball away from wide receiver Bobby Engram in the end zone to prevent the go-ahead touchdown late in the fourth quarter. He notched seven tackles at Det. (10/31) and collected nine stops and broke up two passes in a win at N.O. (11/7). Against K.C. (11/14), he racked up a season-high 13 tackles and forced a fumble that led to a field goal. He helped the secondary limit the Chiefs to a franchise-record low five net passing yards in the first half. Lynch had 10 tackles in a win vs. Atl. (11/21) and made 10 tackles vs. Det. (12/12) with his interception helping Tampa Bay secure a 23-16 win. He recorded seven tackles and deflected a pass that was intercepted by Damien Robinson in a win vs. G.B. (12/26) and had nine stops in the team's division-clinching win at Chi. (1/2).

1998: Lynch started 15 games at strong safety for Tampa Bay and missed just one game (vs. Ten. 11/8) due to a neck injury. He registered 107 tackles (55 solo), six passes defended, two interceptions (29 yds.), two sacks (26 yds.), two forced fumbles and a fumble recovery. He led the Bucs' secondary and placed second on the club in tackles. He was a key member of a defensive backfield that placed second in the NFL against the pass, limiting opponents to 172.6 yards per game. Against Chi. (9/20), Lynch tallied seven stops and recovered a fourth-quarter fumble. He led the team with 10 tackles vs. NYG (10/4) and paced the secondary with nine tackles vs. Car. (10/25). His consecutive start streak ended at 38 games after he sustained a neck injury against the Vikings, and he was inactive the following week vs. Ten. (11/8). After returning to action at Jac. (11/15), he posted eight stops and broke up a pass. Lynch had his finest day of the season vs. Pit. (12/13), becoming the first Buccaneer to have two interceptions in a game since Martin Mayhew (Dec. 3, 1995). Lynch paced the club with the first two-sack performance of his career and added nine tackles and a forced fumble at Was. (12/19).

1997: Lynch, for the first time in his career, started all 16 games and two playoff contests. He finished third on Tampa Bay in tackles (154: 75 solo) and had 12 tackles and three passes defended in postseason play. His 154 tackles marked his career best and the most ever recorded by a Buccaneer defensive back, and in the process, he recorded nine games with 10 or more tackles. He notched three tackles and broke up two Brett Favre passes before leaving Tampa Bay's NFC Divisional Playoff Game at G.B. (1/4) in the third quarter with a knee sprain. During an outstanding performance vs. Ari. (9/28), Lynch led the Buccaneers with 13 tackles, broke up one Kent Graham pass and intercepted another. The pick came on the Arizona 35-yard line in fourth quarter when Tampa Bay trailed 18-12 and paved way for the Buccaneers' game-winning touchdown on the next series. In the team's win vs. N.E. (11/16), he led all defensive backs in tackles with 10 and again led all the secondary in tackles with 15 at Chi. (11/23), marking his career-best single-game performance. In Tampa Bay's game vs. G.B. (12/7), he posted 12 stops, a forced fumble, broke up a pass and returned an interception 28 yards for a career long.

1996: Lynch, by the third game of the season, moved into the starting lineup for Tampa Bay when he replaced Todd Scott after he suffered a season-ending injury. He made the most of his opportunity by leading all Buccaneers defensive backs in tackles with 103 (74 solo) while matching a personal best with three interceptions (set in 1995) in 16 games played (14 starts). He added a sack (5 yds.), four tackles-for-losses, one forced fumble, one fumble recovery and nine passes defended along the way. Lynch made his first start of the season at Den. (9/15) and turned in five tackles. Against Sea. (9/22), he dashed 40 yards on a direct-snap fake punt that set up a touchdown. Lynch recorded his first career sack and added five solo tackles at Ari. (10/20) before posting an interception to go along with three passes defended at G.B. (10/27). At S.D. (11/17), he set up the Buccaneers' game-winning touchdown by posting his second interception of the season and returning it 25 yards. Lynch was named NFC Defensive Player of the Week after being credited with five tackles, an interception, one pass defended, a fumble recovery and a forced fumble in Tampa Bay's victory vs. N.O. (11/24).

1995: Lynch, despite being slowed by various injuries, still enjoyed a solid season and appeared in nine games (6 starts) for Tampa Bay at strong safety to rank ninth on team with 47 tackles (37 solo) and second with three interceptions (3 yds.). He was placed on injured reserve Dec. 12 with a torn posterior cruciate ligament that forced him to miss the club's final two games. In a win vs. Cin. (10/8), he made his first career interception, which set up the game-tying field goal. Lynch had his finest game of the season in a 20-17 overtime victory vs. Min. (10/15), recording 11 tackles and two interceptions off quarterback Warren Moon. He re-injured a knee vs. G.B. (11/26), suffering a torn posterior cruciate ligament, and was placed on injured reserve Dec. 12. He missed the final two games of the season.

1994: Lynch played all 16 regular-season games (0 starts) as a reserve safety and special teamer for Tampa Bay, ending the year with 15 tackles (11 solo) while ranking second on the team with eight special-teams stops. He posted a season-best four solo tackles and a special-teams stop at Det. (11/13), and he returned a blocked field goal 27 yards to set up the game-winning score vs. the L.A. Rams (12/11).

1993: Selected by the Buccaneers in the third round (82nd overall) of the 1993 NFL Draft, Lynch played 15 games (4 starts) during his first year as a pro with Tampa Bay. He finished with 13 tackles on defense, two passes defended and a forced fumble while adding six stops on special teams. In his first NFL game vs. K.C. (9/5), Lynch had two tackles. In the Bucs' 27-10 triumph vs. Det. (10/3), he started as an extra linebacker and notched four tackles and pair of pass breakups. Lynch started back-to-back games at strong safety vs. S.F. (11/14) and vs. Min. (11/21), posting a season-best seven tackles against the 49ers.

COLLEGE: Lynch played four seasons at Stanford University, beginning his career at quarterback before switching to safety for his final two seasons. He also played three years of baseball for the Cardinal as an outfielder and pitcher. As a defensive back, Lynch had 95 tackles (50 solo), four interceptions, two forced fumbles, a fumble recovery and one sack. After his senior year, he was named second-team All-America by *Football News* and first-team All-Pacific-10 Conference. He also earned a spot in the Hula Bowl and Japan Bowl after leading Stanford with 76 tackles (37 solo) to go along with four interceptions and a pair of forced fumbles as a senior. Lynch was the Pac-10 Defensive Player of the Week after a 33-16 victory over Notre Dame, making nine tackles, an interception and a key forced fumble on Jerome Bettis.

PERSONAL: Lynch attended Torrey Pines High School in Del Mar, Calif., lettering in football (two-year captain) and baseball while earning All-West and all-academic accolades in football. In addition to being considered one of the best players in the NFL on the field, Lynch is widely considered one of the top humanitarians around league circles. Among his noted charitable contributions to both the cities of Tampa and Denver, Lynch and his wife, Linda, formed the John Lynch Foundation in 2000 with a mission to develop quality young leaders through its community programs. Those programs included the "John Lynch Star of the Month," a student-athlete recognition program; the "Lynch Family Legacy Scholarships," which provide financial assistance to area high school student-athletes who exemplify excellence in academics, community service and athletics; the "John Lynch Salutes the Stars" program, a community event where the area's brightest student-athletes came together to be honored; and the "Lynch's Safety Zone" program, which provided 24 tickets per game to Boys & Girls Club members who met educational goals. Additionally, Lynch was named to *The Sporting News'* 2003 NFL's 100 Best Players List and was named one of the "Good Guys in Sports" by *The Sporting News* in 2004, 2003 and 2000. He also participated in his "Tackles for Tampa Bay" program while a member of the Buccaneers in which he donated \$100 per tackle, \$500 per interception and \$1,000 per sack he registered to the John Lynch Foundation. In 2002, he was presented with The Byron "Whizzer" White Award, which is given annually to the player who serves his team, community and country in the spirit of Byron Raymond White, and received a Leadership Excellence Award from legendary coach Don Shula that same year. He teamed with brother-in-law John Allred to raise nearly one million dollars in the last five years through annual John Lynch/John Allred Celebrity Golf Tournaments, which has resulted in a new Boys & Girls Club branch in San Diego. He also was selected by the NFL as a guest speaker at the 2002 and 2006 NFL Rookie Symposiums. Lynch was an outstanding pitcher (95 mph fastball) and promising Major League Baseball prospect who was selected in the second round (66th overall) of the 1992 amateur draft by the Florida Marlins. Additionally, he threw out the first pitch in the history of the Marlins' organization (his hat from that occasion resides in the Baseball Hall of Fame). His father, John, played linebacker for the Pittsburgh Steelers. He has enjoyed several experiences in the sports broadcasting profession, including serving as a reporter for NFL Network at Super Bowl XXXIX in Jacksonville, Fla., and working as a studio analyst for ESPN's 'NFL Countdown' in 1999. He and his wife, Linda, split the offseason between Denver and Del Mar, Calif., with their son, Jake, and daughters, Lindsay and Lillian. Linda played tennis at USC and was on the pro tour for two years. A communications major at Stanford, John Terrence Lynch was born Sept. 25, 1971, in Hinsdale, Ill.

LYNCH'S REGULAR SEASON RECORD

| Year | Club | G | S | UT | A | TT | S-Yds. | I-Yds. | PD | FF | FR | TD-Int. | TD-FR | S | Pts. |
|-----------------------|-----------|------------|------------|------------|------------|--------------|--------------|---------------|-----------|-----------|----------|----------|----------|----------|----------|
| 1993 | Tampa Bay | 15 | 4 | 8 | 5 | 13 | 0-0 | 0-0 | 2 | 1 | 0 | 0 | 0 | 0 | 0 |
| 1994 | Tampa Bay | 16 | 0 | 11 | 4 | 15 | 0-0 | 0-0 | 0 | 0 | 0 | 0 | 0 | 0 | 0 |
| 1995 | Tampa Bay | 9 | 6 | 37 | 10 | 47 | 0-0 | 3-3 | 5 | 0 | 0 | 0 | 0 | 0 | 0 |
| 1996 | Tampa Bay | 16 | 14 | 74 | 29 | 103 | 1-5 | 3-26 | 9 | 1 | 1 | 0 | 0 | 0 | 0 |
| 1997 | Tampa Bay | 16 | 16 | 75 | 79 | 154 | 0-0 | 2-28 | 4 | 1 | 2 | 0 | 0 | 0 | 0 |
| 1998 | Tampa Bay | 15 | 15 | 55 | 52 | 107 | 2-26 | 2-29 | 6 | 2 | 1 | 0 | 0 | 0 | 0 |
| 1999 | Tampa Bay | 16 | 16 | 68 | 60 | 128 | 0.5-1 | 2-32 | 14 | 1 | 0 | 0 | 0 | 0 | 0 |
| 2000 | Tampa Bay | 16 | 16 | 66 | 44 | 110 | 1-3 | 3-43 | 7 | 0 | 2 | 0 | 0 | 0 | 0 |
| 2001 | Tampa Bay | 16 | 16 | 70 | 35 | 105 | 1-0 | 3-21 | 8 | 1 | 1 | 0 | 0 | 0 | 0 |
| 2002 | Tampa Bay | 15 | 15 | 50 | 46 | 96 | 0-0 | 3-0 | 12 | 0 | 0 | 0 | 0 | 0 | 0 |
| 2003 | Tampa Bay | 14 | 14 | 60 | 35 | 95 | 0.5-5 | 2-18 | 7 | 0 | 0 | 0 | 0 | 0 | 0 |
| 2004 | Denver | 15 | 15 | 56 | 20 | 76 | 2-17 | 1-2 | 10 | 3 | 0 | 0 | 0 | 0 | 0 |
| 2005 | Denver | 16 | 16 | 47 | 22 | 69 | 4-41 | 2-2 | 8 | 4 | 0 | 0 | 0 | 0 | 0 |
| CAREER TOTALS | | 195 | 163 | 677 | 441 | 1,118 | 12-98 | 26-204 | 92 | 14 | 7 | 0 | 0 | 0 | 0 |
| BRONCOS TOTALS | | 31 | 31 | 103 | 42 | 145 | 6-58 | 3-4 | 18 | 7 | 0 | 0 | 0 | 0 | 0 |

ADDITIONAL STATISTICS: Special teams tackles — 1993 (6), 1994 (8), 1995 (2), 1996 (3), 1997 (3), 2001 (1), 2004 (1), TOTAL (24). Kicked off twice in 2001 for a total of 90 yards (45.0 avg.). Rushed once for 40 yards (fake punt) vs. Seattle (9/22/96).

LYNCH'S POSTSEASON RECORD

| Year | Club | G | S | UT | A | TT | S-Yds. | I-Yds. | PD | FF | FR | TD-Int. | TD-FR | S | Pts. |
|-----------------------|-----------|-----------|-----------|-----------|-----------|-----------|------------|------------|-----------|----------|----------|----------|----------|----------|----------|
| 1997 | Tampa Bay | 2 | 2 | 10 | 2 | 12 | 0-0 | 0-0 | 3 | 0 | 0 | 0 | 0 | 0 | 0 |
| 1999 | Tampa Bay | 2 | 2 | 6 | 10 | 16 | 0-0 | 1-2 | 1 | 0 | 0 | 0 | 0 | 0 | 0 |
| 2000 | Tampa Bay | 1 | 1 | 4 | 9 | 13 | 0-0 | 0-0 | 1 | 0 | 0 | 0 | 0 | 0 | 0 |
| 2001 | Tampa Bay | 1 | 1 | 3 | 2 | 5 | 0-0 | 0-0 | 1 | 0 | 0 | 0 | 0 | 0 | 0 |
| 2002 | Tampa Bay | 3 | 3 | 9 | 3 | 12 | 0-0 | 0-0 | 2 | 0 | 0 | 0 | 0 | 0 | 0 |
| 2004 | Denver | 1 | 1 | 3 | 1 | 4 | 0-0 | 0-0 | 0 | 0 | 0 | 0 | 0 | 0 | 0 |
| 2005 | Denver | 2 | 2 | 7 | 2 | 9 | 0-0 | 1-5 | 3 | 0 | 0 | 0 | 0 | 0 | 0 |
| CAREER TOTALS | | 12 | 12 | 42 | 29 | 71 | 0-0 | 2-7 | 11 | 0 | 0 | 0 | 0 | 0 | 0 |
| BRONCOS TOTALS | | 3 | 3 | 10 | 3 | 13 | 0-0 | 1-5 | 3 | 0 | 0 | 0 | 0 | 0 | 0 |

LYNCH'S SINGLE GAME HIGHS


(Postseason in parentheses)

Interceptions — 2, three times, last at Carolina, 10/27/02 (1, twice, last vs. New England, 1/14/06). **Interception return yards** — 36 at Detroit, 9/17/00 (5 vs. New England, 1/14/06). **Sacks** — 2, twice, last at San Diego, 12/31/05 (none). **Sack yards** — 26 at Washington, 12/19/98 (none).

LYNCH'S MULTIPLE-INTERCEPTION GAMES (3)

*denotes win (Lynch's teams are 3-0 when he records more than one interception in a game.)

| Date | Opponent | I-Yds. |
|----------|-----------------|--------|
| 10/15/95 | vs. Minnesota* | 2-0 |
| 12/13/98 | vs. Pittsburgh* | 2-29 |
| 10/27/02 | at Carolina* | 2-0 |



WILLIE MIDDLEBROOKS

6-1 • 200 • 6TH YR. • MINNESOTA


BORN: Feb. 12, 1979, in Miami

HIGH SCHOOL: Homestead High School, Homestead, Fla.

ACQUIRED: Free Agent, 2006 / Draft #1 (24th overall), 2001

PRO YEAR: 6th • **YEAR WITH BRONCOS:** 5th

NFL GAMES PLAYED/STARTED: 56/2 • **POSTSEASON:** 1/0



CORNERBACK

MIDDLEBROOKS AT A GLANCE:

- A sixth-year cornerback who rejoined the Broncos as a free agent on May 18, 2006, after spending parts of 2005 with San Francisco, which acquired him from Denver in exchange for defensive end John Engelberger on July 15, 2005.
- Played his first four professional seasons with Denver and established himself as a top special-teams player, posting 39 tackles on coverage units from 2002-04.
- Started the first two games of his career in 2004 and was a key nickel back for Denver, posting a career-high 17 tackles (16 solo), one sack and 10 pass breakups in 12 games.
- Endured a difficult rookie season in 2001 in which he was limited to only eight games because of bone spurs and calcium deposits in his ankle.
- Named a first-team All-Big Ten Conference selection as a junior at the University of Minnesota.
- Selected by the Broncos in the first round (24th overall) of the 2001 NFL Draft.

CAREER TRANSACTIONS: Signed by Denver as a draft choice 7/27/01; Placed on injured reserve (right leg) by Denver 12/17/04; Traded by Denver to San Francisco 7/15/05; Released by San Francisco 9/3/05; Signed by San Francisco 9/28/05; Waived by San Francisco 10/22/05; Signed by San Francisco 10/25/05; Waived by San Francisco 11/22/05; Signed by San Francisco 12/17/05; Waived by San Francisco 12/19/05; Signed by Denver as a free agent 5/18/06.



2005: Middlebrooks compiled three tackles and a pass defended as well as two special-teams stops in three stints with San Francisco during the regular season. For the year, Middlebrooks appeared in five games (0 starts) for the 49ers. He was released by San Francisco on Sept. 3 before re-signing with the club on Sept. 28. He made his 49ers debut at Ari. (10/2) and had three tackles, a pass breakup and a special-teams tackle in that contest. He was inactive vs. Ind. (10/9) before he was waived on Oct. 22 and re-signed on Oct. 25. Middlebrooks was inactive vs. T.B. (10/30). He played in the next three games vs. NYG (11/6), at Chi. (11/13) and vs. Sea. (11/20), making a special-teams tackle against the Seahawks. San Francisco waived Middlebrooks on Nov. 22 before re-signing him on Dec. 17. He played at Jac. (12/18) before being waived the next day.

2004: Middlebrooks was enjoying his best pro season with the Broncos before he was placed on injured reserve Dec. 17 with a lower right leg injury suffered vs. Mia. (12/12). In addition to 17 tackles (16 solo), one sack (at T.B. 10/3 - 3 yds.) and one fumble recovery (at T.B. 10/3 - 3 yds.) in 12 games (2 starts) before the injury, he recorded 10 pass breakups and seven special-teams tackles. While used primarily as a nickel back, he started the first two games of his career (vs. Hou. 11/7 and at S.D. 12/5) in a three-cornerback defense. In the season opener vs. K.C. (9/12), Middlebrooks broke up three passes and made two tackles. He made two tackles, broke up a pass and added a special-teams tackle at Jac. (9/19) before he broke up a pass for the third consecutive game vs. S.D. (9/26). He had a career game at T.B. (10/3) during which he totaled three tackles and a pass breakup to go along with his first career sack and fumble recovery that put Denver in great field position for its lone touchdown. He was inactive at Oak. (10/17) with a partially torn left hamstring, which kept him out of the second half vs. Car. (10/10) after recording two special-teams tackles against the Panthers. He recorded his first career start vs. Hou. (11/7) and made two solo tackles and a stop on special teams. Middlebrooks tallied his second three-tackle game of the year at N.O. (11/21) along with a pass breakup before he added two tackles on defense and special teams vs. Oak. (11/28). He made his second career start at S.D. (12/5), and he posted two tackles (1 solo) and a pass breakup. The next week vs. Mia. (12/12), he left the game in the second half with a lower-leg injury that ended his season.

2003: Middlebrooks played on special teams in all 16 regular-season games and ranked second on the Broncos with 16 tackles on the unit, including two special-teams stops at S.D. (9/14), vs. Oak (9/22) and vs. Pit. (10/12). He also saw the first action of his career on defense and finished with three solo tackles and a pass breakup. Middlebrooks played on special teams and on defense in the Broncos' AFC Wild Card Game at Ind. (1/4) and made one solo tackle from scrimmage. In Denver's games vs. Det. (9/28) and at Min. (10/19), he served as special-teams captain. Middlebrooks added a special-teams stop at Bal. (10/26) and recorded a season-high three special-teams stops vs. N.E. (11/3). Middlebrooks played his first career snaps from scrimmage vs. S.D. (11/16) and posted two solo tackles while adding one on special teams. At Oak. (11/30), Middlebrooks made one special-teams tackle while registering his first career pass breakup on defense. He added a special-teams tackle vs. K.C. (12/7). In the final game of the regular season at G.B. (12/28), Middlebrooks saw extensive action on the defensive side of the ball and recorded one solo tackle.

2002: Middlebrooks played on special teams in 15 regular-season games and led the Broncos with 16 special-teams tackles. He posted a season-high three special-teams stops at Bal. (9/30) and added two vs. Mia. (10/13) and at Sea. (11/7). He was declared inactive for the San Diego game (12/1).

2001: Selected by the Broncos in the first round (24th overall) of the 2001 NFL Draft, Middlebrooks played eight games on special teams as a rookie. His first NFL season was hampered by bone spurs and calcium deposits in his ankle. He saw action in the first four games, was declared inactive for seven of the next eight and then played in each of the final four games: vs. Sea. (12/9), at K.C. (12/16), vs. Oak. (12/30) and at Ind. (1/6). He was active but did not play at S.D. (10/21).

COLLEGE: Middlebrooks was a three-year starter and first-team All-Big Ten Conference selection in 2000 at the University of Minnesota. He entered the NFL Draft after his junior season, having played 30 games (26 starts) to record 127 tackles (112 solo), four interceptions (55 yds., including a touchdown), 30 pass breakups and one fumble recovery. He missed the final portion of his last season because of a broken left fibula suffered in the eighth game. Middlebrooks was voted second-team All-Big Ten as a sophomore and redshirted in 1997.

PERSONAL: Middlebrooks was the District 16-6A Most Valuable Player at Homestead High School in Homestead, Fla., as a senior. He also was named to the All-Dade County team and first-team all-state team (Class 6A) that year with 97 tackles and three interceptions. He was a three-year letterwinner in football and was an honorable mention all-state performer in track. He majored in inter-college programs at Minnesota. Willie Frank Middlebrooks was born Feb. 12, 1979, in Miami.

MIDDLEBROOKS' REGULAR SEASON RECORD

| Year | Club | G | S | UT | A | TT | S-Yds. | I-Yds. | PD | FF | FR | TD-Int. | TD-FR | S | Pts. |
|-----------------------|-----------|-----------|----------|-----------|----------|-----------|------------|------------|-----------|----------|----------|----------|----------|----------|----------|
| 2001 | Denver | 8 | 0 | 0 | 0 | 0 | 0-0 | 0-0 | 0 | 0 | 0 | 0 | 0 | 0 | 0 |
| 2002 | Denver | 15 | 0 | 0 | 0 | 0 | 0-0 | 0-0 | 0 | 0 | 0 | 0 | 0 | 0 | 0 |
| 2003 | Denver | 16 | 0 | 3 | 0 | 3 | 0-0 | 0-0 | 1 | 0 | 0 | 0 | 0 | 0 | 0 |
| 2004 | Denver | 12 | 2 | 16 | 1 | 17 | 1-3 | 0-0 | 10 | 0 | 1 | 0 | 0 | 0 | 0 |
| 2005 | San Fran. | 5 | 0 | 3 | 0 | 3 | 0-0 | 0-0 | 1 | 0 | 0 | 0 | 0 | 0 | 0 |
| CAREER TOTALS | | 56 | 2 | 22 | 1 | 23 | 1-3 | 0-0 | 12 | 0 | 1 | 0 | 0 | 0 | 0 |
| BRONCOS TOTALS | | 51 | 2 | 19 | 1 | 20 | 1-3 | 0-0 | 11 | 0 | 1 | 0 | 0 | 0 | 0 |

ADDITIONAL STATISTICS: Special teams tackles — 2002 (16), 2003 (16), 2004 (7), 2005 (2), TOTAL (41).

MIDDLEBROOKS' POSTSEASON RECORD

| Year | Club | G | S | UT | A | TT | S-Yds. | I-Yds. | PD | FF | FR | TD-Int. | TD-FR | S | Pts. |
|----------------------|--------|----------|----------|----------|----------|----------|------------|------------|----------|----------|----------|----------|----------|----------|----------|
| 2003 | Denver | 1 | 0 | 1 | 0 | 1 | 0-0 | 0-0 | 0 | 0 | 0 | 0 | 0 | 0 | 0 |
| CAREER TOTALS | | 1 | 0 | 1 | 0 | 1 | 0-0 | 0-0 | 0 | 0 | 0 | 0 | 0 | 0 | 0 |

MIDDLEBROOKS' SINGLE-GAME HIGHS

(Postseason in parentheses)

Interceptions — None (none). **Interception return yards** — None (none). **Sacks** — 1 at Tampa Bay, 10/3/04 (none). **Sack yards** — 3 at Tampa Bay, 10/3/04 (none).



BRANDON MIREE

5-11 • 237 • 2ND YR. • PITTSBURGH

BORN: April 14, 1981, in Cincinnati

HIGH SCHOOL: Winton Woods High School, Cincinnati

ACQUIRED: Draft #7b (247th overall), 2004

NFL YEAR: 2nd • YEAR WITH BRONCOS: 2nd

NFL GAMES PLAYED/STARTED: 0/0

31

RUNNING BACK

MIREE AT A GLANCE:

- A second-year running back who spent the 2005 season on Denver's practice squad.
- Did not play as a rookie after breaking his left thumb in training camp, forcing him to be placed on injured reserve Aug. 31, 2004.
- Competed in NFL Europe for its 2005 season, totaling six catches for 109 yards with one touchdown at fullback for Rhein during the season after spending training camp with Cologne.
- Played his final two seasons of college football at the University of Pittsburgh after transferring from Alabama two games into his sophomore season.
- Led Pittsburgh with 573 rushing yards along with six touchdowns as a senior despite being limited to six games because of a lower right leg stress fracture and a calf strain.
- Selected by the Broncos in the seventh round (247th overall) of the 2004 NFL Draft.

CAREER TRANSACTIONS: Signed by Denver as a draft choice 7/27/04; Placed on injured reserve (left thumb) by Denver 8/31/04; Waived by Denver 9/3/05; Signed by Denver (practice squad) 9/4/05.



2005: Miree returned from NFL Europe and competed in Denver's training camp. He did not make the club's active roster out of camp but was signed to its practice squad, where he spent the entire season.

2004: Selected by the Broncos in the seventh round (247th overall) of the 2004 NFL Draft, Miree was placed on injured reserve Aug. 31 with a broken left thumb suffered in training camp. He was allocated to NFL Europe by the Broncos following the year and played for Rhein during the season after competing for Cologne in training camp (Tampa, Fla.). With the Rhein Fire, Miree was used as a reserve for most of the season but led the team to its first win by turning a short pass into a 55-yard score and totaling 81 yards on four catches (20.3 avg.) against Hamburg. He ended the year with six receptions for 109 yards (18.2 avg.) and a touchdown while recording one rushing attempt (1 yd.) in five games (4 starts) at fullback.

COLLEGE: Miree played his final two seasons of college football at the University of Pittsburgh after transferring from the University of Alabama two games into his sophomore year. He posted impressive numbers at both schools, rushing 426 times for 1,987 yards (4.7 avg.) with 16 touchdowns while posting 264 receiving yards on 28 catches (9.4 avg.) with a score for his career. In his final two seasons at Pittsburgh, he played 19 games (13 starts) and rushed for 1,559 yards on 329 carries (4.7 avg.) with 10 touchdowns while adding 27 receptions for 253 yards (9.4 avg.) and a score. A preseason All-Big East Conference selection as a senior, he was limited to six games due to a lower right leg stress fracture and calf strain but managed to lead the team with 573 yards and six touchdowns on 115 carries (5.0 avg.), adding 130 yards and a score on 16 receptions (8.1 avg.). He returned to the gridiron against Temple, carrying 27 times for 188 yards (7.0 avg.) with two touchdowns. In his collegiate finale vs. Virginia in the Continental Tire Bowl, Miree rushed 22 times for 110 yards (5.0 avg.) and scored a receiving touchdown. Against Virginia Tech in 2002, he posted his first 100-yard game for the Panthers, totaling 161 yards on 23 carries (7.0 avg.), and scored the game-winning touchdown on a 53-yard run with 4:11 left to play. After starting the season opener vs. UCLA in 2001 for Alabama and playing briefly the following week vs. Vanderbilt, Miree left Alabama, transferring to Pittsburgh, where he sat out the rest of the year under NCAA transfer rules. Miree appeared in every game (11) as a backup tailback in 2000 for Alabama after completing his redshirt season during the previous year.

PERSONAL: Miree rushed for 2,455 yards and 31 touchdowns on 259 carries (9.5 avg.) as a senior at Winton Woods High School in Cincinnati. He averaged 223.2 yards per game that year in leading his team to a 9-2 record and the first playoff berth in school history. The ninth-ranked player in the Midwest region as a junior according to the *Detroit Free Press*, Miree rushed for 1,343 yards and 18 touchdowns on 130 carries (10.3 avg.). In a three-year span, he helped guided Winton Woods to a record of 25-5 and two conference titles. Additionally, he was a three-time conference champion in the 100-meter dash, posting a 10.6 time. He was named to the 2002 Big East Conference All-Academic Team at Pittsburgh. Miree graduated from Pittsburgh with a degree in public administration and is currently enrolled in the University of Pittsburgh's Graduate School of Public and International Affairs. Brandon C. Miree was born April 14, 1981, in Cincinnati.

MIREE'S REGULAR SEASON RECORD

| Year | Club | G | S | No. | RUSHING | | | | No. | RECEIVING | | | | TD | TDr | SCORING | | | |
|------------------------------|--------|---|---|-----|---------|------|----|----|-----|-----------|------|----|----|----|-----|---------|------|-----|------|
| | | | | | Yds. | Avg. | LG | TD | | Yds. | Avg. | LG | TD | | | TDp | TDrt | 2pt | Pts. |
| 2004 | Denver | | | | | | | | | | | | | | | | | | |
| 2005 | Denver | | | | | | | | | | | | | | | | | | |
| INJURED RESERVE (LEFT THUMB) | | | | | | | | | | | | | | | | | | | |
| PRACTICE SQUAD | | | | | | | | | | | | | | | | | | | |
| CAREER TOTALS | | 0 | 0 | 0 | 0 | 0.0 | — | 0 | 0 | 0 | 0.0 | — | 0 | 0 | 0 | 0 | 0 | 0 | 0 |



CHAD MUSTARD

6-6 • 277 • 3RD YR. • NORTH DAKOTA

BORN: Oct. 8, 1977, in Columbus, Neb.

HIGH SCHOOL: Scotus Central Catholic High School, Columbus, Neb.

ACQUIRED: Free Agent, 2006

NFL YEAR: 3rd • YEAR WITH BRONCOS: 1st

NFL GAMES PLAYED/STARTED: 17/0

46

TIGHT END

MUSTARD AT A GLANCE:

- A third-year tight end in his first season with the Broncos after signing a future contract with the club on Jan. 3, 2006.
- Spent the 2005 season out of football after competing in Carolina's training camp that year.
- Totaled five catches for 38 yards in 17 games (0 starts) played during two seasons with Cleveland (2003-04).
- Played in NFL Europe during the spring of 2003 and caught 16 passes for 167 yards (10.4 avg.) with one touchdown for the Rhein Fire.
- Played for the Omaha Beef of the National Indoor Football League in 2002, starting a total of 13 games (10 at wide receiver and 3 at guard) after going undrafted out of college.
- Attended the University of North Dakota on a basketball scholarship and played two seasons of football after his basketball eligibility expired.
- Finished his basketball career ranked eighth in UND history in points scored (1,568) while adding 741 rebounds for the Fighting Sioux.
- Entered the NFL with Cleveland as a practice-squad signee on Dec. 3, 2002.

CAREER TRANSACTIONS: Signed by Cleveland (practice squad) 12/3/02; Signed by Cleveland to a future contract 1/8/03; Waived by Cleveland 8/31/03; Signed by Cleveland (practice squad) 10/1/03; Signed by Cleveland (active roster) 10/11/03; Waived by Cleveland 11/4/03; Signed by Cleveland (practice squad) 11/6/03; Waived by Cleveland 9/5/04; Signed by Cleveland 9/21/04; Placed on reserve/injured list (left foot) by Cleveland 11/17/04; Waived by Cleveland 2/22/05; Signed by Carolina 8/11/05; Waived by Carolina 8/29/05; Signed by Denver to a future contract 1/3/06.



2005: Mustard competed in Carolina's training camp after the club signed him Aug. 11. The Panthers waived him Aug. 29, and he spent the duration of the regular season out of the NFL.

2004: Mustard played on offense and special teams in seven regular-season games (0 starts) for Cleveland, making one catch for nine yards and returning two kickoffs for 13 yards. He was waived by Cleveland on Sept. 5 and rejoined the club on Sept. 21. Mustard's season was ended early after suffering a left foot injury that forced the Browns to place him on the reserve/injured list on Nov. 17. He made his season debut at NYG (9/26) and made a 9-yard reception. The catch, which came on fourth-and-one, sustained a third-quarter drive. He appeared in the next six games for the Browns, returning one kickoff nine yards vs. Cin. (10/17). In the game vs. Pit. (11/14), Mustard suffered the left foot injury that ended his 2004 campaign.

2003: Mustard played 10 regular-season games (0 starts) for Cleveland, posting four receptions for 29 yards (7.3 avg.) and one kickoff return for six yards. He was waived by Cleveland at the end of training camp but rejoined the team's practice squad on Oct. 1. The Browns signed Mustard to their active roster on Oct. 11. He made his NFL debut vs. Oak. (10/12) and remained in the tight end rotation while also appearing on special teams vs. S.D. (10/19) and at N.E. (10/26). The Browns waived Mustard on Nov. 4 and signed him to the practice squad two days later. He spent a week on the practice squad before he was promoted to the active roster to fill the spot vacated when tight end Steve Heiden injured his ankle. He made two catches for 17 yards vs. Ari. (11/16) with the first reception (5 yds.) of his career securing Cleveland a first down to set up an eventual field goal. Mustard contributed two catches for 12 yards vs. Pit. (11/23). He saw time on both offense and special teams for the remainder of the regular season.

2002: Mustard made 13 starts for the Omaha Beef of the National Indoor Football League, starting 10 games at wide receiver and three games at guard. He recorded 25 receptions for 246 yards (9.8 avg.) with 12 touchdowns for the club. Cleveland signed him to its practice squad on Dec. 4, and the tight end spent the remainder of the season on that unit. Mustard was allocated to NFL Europe by the Browns in the spring of 2003. He caught 16 passes for 167 yards (10.4 avg.) with one touchdown for the Rhein Fire.

COLLEGE: Mustard, who attended the University of North Dakota on a basketball scholarship, split his time playing football and basketball in college. He played 112 basketball games, finishing his career eighth on the school's all-time list with 1,568 points while adding 741 rebounds. As a senior, he led the Fighting Sioux to a 23-8 record and a NCAA Division II playoff appearance. He earned NABC/Oldsmobile Third-Team All-American accolades while receiving All-North Central Conference, district and regional honors for the second time. After the basketball season during his senior year, Mustard joined the football team for two seasons. In 2000, he played all 11 games and made eight catches for 146 yards with a touchdown in a reserve role. The following season, he appeared in 11 of 15 games. He contributed three catches for 90 yards in the team's playoff games, including a 62-yard touchdown grab against Pittsburgh State in the NCAA Division II quarterfinals. In 2001, he was a member of the UND team that defeated Grand Valley State for the NCAA Division II National Championship.

PERSONAL: Mustard graduated from Scotus Central Catholic High School in Columbus, Neb., where he lettered in football, basketball and track. Mustard earned a bachelor's degree in education from the University of North Dakota. He taught at Omaha North High School in 2002 while out of football. Chad Mustard was born on Oct. 8, 1977, in Columbus, Neb.

MUSTARD'S REGULAR SEASON RECORD


| Year | Club | G | S | RECEIVING | | | LG | TD | TD | TD | TD | 2pt | Pts. |
|----------------------|-----------|-----------|----------|-----------------|-----------|------------|-----------|----------|----------|----------|----------|----------|----------|
| | | | | No. | Yds. | Avg. | | | | | | | |
| 2002 | Cleveland | | | PRACTICE SQUAD | | | | | | | | | |
| 2003 | Cleveland | 10 | 0 | 4 | 29 | 7.3 | 12 | 0 | 0 | 0 | 0 | 0 | 0 |
| 2004 | Cleveland | 7 | 0 | 1 | 9 | 9.0 | 9 | 0 | 0 | 0 | 0 | 0 | 0 |
| 2005 | | | | OUT OF FOOTBALL | | | | | | | | | |
| CAREER TOTALS | | 17 | 0 | 5 | 38 | 7.6 | 12 | 0 | 0 | 0 | 0 | 0 | 0 |

ADDITIONAL STATISTICS: Kick returns — 2003 (1 for 6 yds.), 2004 (2 for 13 yds., 9-yd. LG), TOTAL (3 for 19 yds., 9-yd. LG).

MUSTARD'S SINGLE GAME HIGHS

(Postseason in parentheses)

Receptions — 2, twice, last vs. Pittsburgh, 11/23/03 (none). **Receiving yards** — 17 vs. Arizona, 11/16/03 (none). **Longest reception** — 12 vs. Arizona, 11/16/03 (none). **Receiving touchdowns** — None (none).



CHRIS MYERS

6-5 • 300 • 2ND YR. • MIAMI

BORN: Sept. 15, 1981, in Miami

HIGH SCHOOL: Palmetto High School, Miami


ACQUIRED: Draft #6 (200th overall), 2005

NFL YEAR: 2nd • **YEAR WITH BRONCOS:** 2nd

NFL GAMES PLAYED/STARTED: 9/0 • **POSTSEASON:** 2/0

62

CENTER/GUARD



MYERS AT A GLANCE:

- A second-year center/guard who began his rookie season on Denver's practice squad before he was promoted to the active roster, where he saw action on special teams for the final nine games of the regular season and both playoff contests.
- Started at both guard positions, right tackle and center as a three-year starter at the University of Miami who twice earned all-conference recognition for the Hurricanes.
- Started all 12 games at right tackle for Miami in 2004 and earned second-team All-Atlantic Coast Conference honors at that position.
- Credited with allowing only 4.5 total sacks in a span of 38 consecutive starts for UM from 2002-04, including only one sack in 2003 for the lowest mark among its regular offensive line starters.
- Selected by the Broncos in the sixth round (200th overall) of the 2005 NFL Draft.

CAREER TRANSACTIONS: Signed by Denver as a draft choice 7/28/05; Waived by Denver 9/3/05; Signed by Denver (practice squad) 9/4/05; Signed by Denver (active roster) 10/4/05.



2005: Selected by the Broncos in the sixth round (200th overall) of the 2005 NFL Draft, Myers spent the first four weeks of the season on the practice squad before he was signed to the Broncos' active roster on Oct. 4. He was declared inactive for the first three games but played the final nine regular-season games and both playoff contests on special teams. Myers made his NFL debut on special teams vs. Phi. (10/30).

COLLEGE: Myers was a three-year starter at the University of Miami, playing in a total of 45 games (38 starts) for his career. One of the Hurricanes' most versatile linemen, Myers started at both guard positions, right tackle and center and finished his career earning all-conference recognition as a junior and senior. He was a second-team All-Atlantic Coast Conference selection in his final year at Miami, starting all 12 games at right tackle for the Peach Bowl champions and concluding his career by starting his final 38 games played. He was projected to be the team's starter at right guard as a senior but moved outside in August practices when Rashad Butler was injured. He was credited with giving up only 2.5 sacks all year along with 62 knockdowns. As a junior, he was named second-team All-Big East Conference and started all 13 games (10 at left guard and 3 at center). He allowed fewer sacks (1) than any other regular starter on the offensive line and was credited with 44 knockdowns as the offense posted 5,134 yards and 42 touchdowns on the season. In his first year as a starter in 2002, he had a breakout season as he started all 13 games at right guard to help quarterback Ken Dorsey and running back Willis McGahee set several school and national records as the team advanced to the Fiesta Bowl against Ohio State to decide the national championship. The sophomore was credited with allowing only one sack on the year as part of a unit that surrendered only 11 sacks during the regular season. As a redshirt freshman, Myers played seven games (0 starts) as a reserve lineman.

PERSONAL: Myers, who did not begin playing football until 10th grade, was an all-state offensive lineman as well as a *Miami Herald* Class 6A-5A all-Dade and all-state selection at Palmetto High School in Miami. He was listed as one of Florida's top prep players by recruiting analyst Bill Buchalter of the *Orlando Sentinel* and was named the No. 6 offensive lineman in the state by the *Florida Times-Union* on its Super 75 list. Myers played in the Florida vs. California All-Star game and won the NFL's Punt, Pass and Kick Competition. He is the nephew of former Hurricanes football player Dennis Kelleher, who was a defensive end for UM in the mid-1980s. Myers graduated with a bachelor's degree from Miami and studied history, political science and sports administration. His dad, Christopher, studied architecture at Miami, and his grandfather was a longtime NFL official's supervisor. Chris Myers was born Sept. 15, 1981, in Miami.

MYERS' REGULAR SEASON RECORD

| Year | Club | G | S |
|----------------------|--------|----------|----------|
| 2005 | Denver | 9 | 0 |
| CAREER TOTALS | | 9 | 0 |

MYERS' POSTSEASON RECORD

| Year | Club | G | S |
|----------------------|--------|----------|----------|
| 2005 | Denver | 2 | 0 |
| CAREER TOTALS | | 2 | 0 |



MICHAEL MYERS

6-2 • 300 • 9TH YR. • ALABAMA

BORN: Jan. 20, 1976, in Vicksburg, Miss.

HIGH SCHOOL: Vicksburg High School, Vicksburg, Miss.


ACQUIRED: Trade (Cleveland), 2005

NFL YEAR: 9th • **YEAR WITH BRONCOS:** 2nd

NFL GAMES PLAYED/STARTED: 107/48 • **POSTSEASON:** 4/3

96

DEFENSIVE TACKLE



MYERS AT A GLANCE:

- A ninth-year defensive tackle who led all Broncos defensive lineman in tackles during his first year with the club in 2005, posting 50 stops (28 solo) as a 15-game starter.
- Started on a Broncos defensive line in 2005 that featured three former Browns teammates (DE Courtney Brown, DE Ebenezer Ekuban and DT Gerard Warren) and was instructed by his former position coach in Cleveland from 2003-04 (Def. Line/Tackles Coach Andre Patterson).
- Helped Denver rank No. 2 in the NFL in run defense in 2005 (85.2 ypg.).
- Spent the first five full seasons of his NFL career with the Dallas Cowboys.
- Emerged as a 16-game starter in 2001 who posted career highs in tackles (67) and sacks (3.5) to help Dallas record the NFL's best single-season improvement in run defense (927 yds.).
- Earned All-America honors from *The Sporting News* and consensus All-Southeastern Conference accolades as a junior at the University of Alabama.

MYERS, cont.:

- Joined the Broncos with defensive end Ebenezer Ekuban from Cleveland on March 30, 2005, in exchange for running back Reuben Droughns.
- Selected by Dallas in the fourth round (100th overall) of the 1998 NFL Draft.

CAREER TRANSACTIONS: Signed by Dallas as a draft choice 7/10/98; Released by Dallas 10/7/03; Signed by Cleveland 11/12/03; Traded to Denver 3/30/05.



2005: Acquired from the Browns in an offseason trade, Myers played all 16 regular-season games (15 starts) in his first season with the Broncos and led the defensive line with 50 tackles (28 solo). The defensive tackle, who started both playoff games, also added one sack (10 yds.), two pass breakups and one fumble recovery while helping Denver rank second in the NFL against the run (85.2 ypg.). He also helped the club tie for third in the NFL in scoring defense (16.1 ppg.). He led the defensive line in the AFC Championship Game vs. Pit. (1/22) with eight tackles (7 solo), including a sack of quarterback Ben Roethlisberger. In his first game as a Bronco during Denver's regular-season opener at Mia. (9/11), Myers contributed four tackles (2 solo). On *Monday Night Football* vs. K.C. (9/26), he made six tackles (3 solo). Myers made two tackles (1 solo) at Jac. (10/2) to help limit the Jaguars to only 12 rushing yards, marking the fewest given up by the Broncos since 1965 (0 yds., at K.C., 12/19/65). He added four tackles (3 solo) vs. N.E. (10/16). Myers totaled two tackles (1 solo) and a pass defended vs. Phi. (10/30) before registering five tackles (2 solo), including his first sack of the season (Kerry Collins -10 yds.), in his 100th pro game at Oak. (11/13). Myers notched three tackles (2 solo), a pass defended and a fumble recovery vs. NYJ (11/20) to contribute to the Broncos' first shutout since Nov. 9, 1997, vs. Carolina. The Jets totaled only 22 rushing yards in the contest. He paced the defensive line with four tackles (3 solo) at K.C. (12/4) before making five tackles (3 solo) vs. Bal. (12/11).

2004: Myers played 16 games (7 starts) in his final year with Cleveland, posting 51 tackles (30 solo), one sack (4 yds.), one forced fumble and one fumble recovery. In the season opener vs. Bal. (9/12), he totaled three tackles (1 solo) and recovered a fumble by quarterback Kyle Boller late in the fourth quarter deep in Ravens territory to set up a Cleveland touchdown three plays later. At Dal. (9/19), he tied for second on the team with eight tackles (3 solo). He registered his first start of the year at NYG (9/26), filling in for the injured Gerard Warren (pectoral), and finished the game with two tackles. He started for the second consecutive week in place of Warren vs. Was. (10/3), adding two tackles and forcing a fumble on running back Clinton Portis that was recovered by Andra Davis to set up a Cleveland touchdown four plays later. Myers' play was pivotal in Cleveland holding Portis to only 58 yards rushing. He totaled three tackles (2 solo) at Bal. (11/7) and helped limit running back Jamal Lewis to only 81 yards rushing on 22 carries (3.7 avg.). He registered four tackles (2 solo) vs. N.E. (12/5) and two tackles at Buf. (12/12). Myers posted a season-best 10 tackles (7 solo) in a start vs. S.D. (12/19) before starting at Mia. (12/26) and adding six tackles (4 solo). He registered his only sack (4 yds. -QB David Carr) of the year and three tackles in a start at Hou. (1/2) in the season finale.

2003: Myers began the year with Dallas, starting the season opener vs. Atl. (9/7) and making two tackles against the Falcons. He was inactive for the next three games before he was released Oct. 7. He signed with Cleveland as a free agent Nov. 12 and appeared in seven games with the Browns. For the year, He totaled 26 tackles (9 solo), three sacks (19 yds.) and one pass breakup in eight games (2 starts). He made his Browns debut vs. Ari. (11/6) with two tackles and a pass breakup win. At Sea. (11/30), Myers posted a sack for seven yards (Matt Hasselbeck) in a three-tackle (2 solo) game. He totaled three tackles at Den. (12/14). He recorded a career-high 10 tackles (6 solo) and two sacks (12 yds. -QB Anthony Wright) vs. Bal. (12/21), starting at defensive tackle in place of Gerard Warren. In the season finale at Cin. (12/29), Myers had two solo tackles.

2002: In his final full season with Dallas, Myers played all 16 games (0 starts) and finished fifth among Cowboys defensive linemen with 44 tackles (25 solo) while adding one sack (6 yds.), one forced fumble, one fumble recovery and three pass breakups. He placed second on Dallas with seven tackles-for-losses. In the opener at Hou. (9/8), he registered three tackles and his only sack of the season with a 6-yard takedown of David Carr. He tied for the team lead among defensive linemen with six tackles vs. Ten. (9/15) as the Cowboys

| MYERS' SACKS BY QUARTERBACK | | | |
|---|-------|---------------------------------------|--|
| *denotes win (Myers' teams are 6-6, including postseason, in games in which he records a sack.) | | | |
| QB | Sacks | Dates | |
| David Carr | 2 | 1 at Hou., 9/8/02, 1 at Hou., 1/2/05* | |
| Jeff George | 2 | at Min., 1/9/00 (NFC Wild Card) | |
| Anthony Wright | 2 | vs. Bal., 12/21/03 | |
| Tony Banks | 1.5 | at Was., 12/21/01* | |
| Kerry Collins | 1 | at Oak., 11/13/05* | |
| Trent Green | 1 | vs. Was., 12/27/98* | |
| Matt Hasselbeck | 1 | at Sea., 11/30/03 | |
| Bobby Hoyer | 1 | at Phi., 11/2/98* | |
| Donovan McNabb | 1 | at Phi., 9/30/01 | |
| Jake Plummer | 1 | at Ari., 11/15/98* | |
| Ben Roethlisberger | 1 | vs. Pit., 1/22/06 (AFC Championship) | |
| Michael Vick | 1 | at Atl., 11/11/01 | |

2001: Myers was a key contributor to Dallas' dramatic defensive turnaround as he ranked sixth on the team in tackles with 67 (37 solo) while tying for second on the Cowboys with 3.5 sacks (22 yds.) and third in quarterback pressures (18) as a 16-game starter. His efforts helped the club finish fourth in the NFL, allowing just 287.4 yards-per-game. Dallas' run defense allowed 927 fewer yards (1,710) than it did in 2000 to mark the largest turnaround by any unit in the NFL. Against T.B. (9/9), he ranked second among defensive linemen with seven tackles to help limit the Bucs to only 71 rushing yards. He recorded four tackles vs. S.D. (9/23) while helping to hold LaDainian Tomlinson to a 3.3-yard average on 27 carries. At Phi. (9/30), he recorded five tackles and his first sack of the year with a 7-yard takedown of quarterback Donovan McNabb. At Oak. (10/7), Myers recovered a fourth-quarter fumble to set up Dallas' final touchdown while registering three tackles. He posted three tackles vs. Ari. (10/28) and helped limit the Cardinals to only 75 total rushing yards while also playing a couple of snaps at tight end in short-yardage situations. Myers made a number of big plays at Atl. (11/11) by posting five tackles, one sack (4 yds. -QB Michael Vick) and one pass breakup. He collected a season-high 10 tackles vs. Phi. (11/18). At Was. (12/2), Myers recorded his first multiple-sack game in the regular season with 1.5 sacks (11 yds. -QB Tony Banks) and three tackles.

2000: In his third season with Dallas, Myers played 13 games (7 starts) and totaled 46 tackles (30 solo), two pass breakups, one forced fumble and one fumble recovery. He also was credited with six quarterback pressures. Myers was inactive for the first three weeks of the regular season but was pressed into duty following injuries to defensive linemen Chad Hennings (neck) and Leon Lett (knee). He moved into the starting lineup for the final seven weeks of the season after Lett suffered a season-ending knee sprain in early November. Myers saw his first action vs. S.F. (9/24) and made five tackles. He saw significant time at Car. (10/1), filling in for Lett, who was inactive with a hamstring injury. At NYG (10/15), he recorded two tackles and contributed as a blocking tight end in goal-line formations when he came in motion and helped lead Emmitt Smith for a 3-yard touchdown. He contributed a big play on defense vs. Ari. (10/22) when he tackled running back Michael Pittman and forced a fumble, but the Cardinals recovered. Myers also saw action for the second consecutive week at tight end in goal-line situations with Smith scoring again behind his blocking. After Lett suffered a knee sprain in practice on Nov. 8, Myers earned his first career start at defensive tackle vs. Cin. (11/12), and his play helped limit the Bengals to 195 total yards of offense. He closed out the season with seven tackles at Ten. (12/25) in a game in which he made his first career fumble recovery.

1999: Myers played six regular-season games (0 starts) for Dallas and recorded 11 tackles (4 solo). In the Cowboys' NFC Wild Card Game at Min. (1/9), he was pressed into duty because of injuries on the defensive line and responded with two sacks (4 yds.) of Jeff George along with six tackles (2 solo). He saw his first action of the year vs. Ari. (10/3) and recorded four tackles while helping limit the Cardinals to only 208 yards of offense. He saw reserve action at Phi. (10/10) and made two tackles. In a *Monday Night Football* loss at Min. (11/8), he recorded one tackle that resulted in a 3-yard loss. In the regular-season finale vs. NYG (1/2), he was credited with recording two quarterback pressures.

1998: Selected by Dallas in the fourth round (100th overall) of the 1998 NFL Draft, Myers played 16 games (1 start) as a rookie and totaled 23 tackles (9 solo), three sacks (17 yds.) and two pass breakups. He also was credited with five quarterback pressures. Myers spent most of training camp working at defensive tackle but began the season as the top backup at defensive end. In Dallas' NFC Wild Card Game vs. Ari. (1/2), he started and posted one tackle. Myers made three tackles at Den. (9/13) in his first NFL game. He registered the first sack of his career at Phi. (11/2) with a second-quarter takedown of Bobby Hoyer for three yards. At Ari. (11/15), he posted a season-best six tackles and his second sack of the year when he pulled down Jake Plummer for a 3-yard loss. Myers saw considerable second-half action vs. Phi. (12/20) after Kavika Pittman suffered a strained hamstring. He started the first game of his career vs. Was. (12/27) in the Cowboys' regular-season finale, filling in for Pittman, and recorded his third sack of the season by taking down Trent Green for a loss of 11 yards. With the start against the Redskins, Myers and teammate Greg Ellis became the first pair of rookie defensive linemen in club history to start the same game.

COLLEGE: Myers played two seasons at the University of Alabama after transferring from Hinds Junior College (Miss.), and the defensive lineman earned All-America honors from *The Sporting News* and consensus All-Southeastern Conference accolades as a junior. Myers' junior-year numbers included 66 tackles, 13 sacks and 24 quarterback pressures. His 13 sacks ranked third on the school's all-time single-season list behind Derrick Thomas (18 in 1987 and 27 in '88). As a result of his strong season, he was tabbed a preseason All-American and All-SEC entering his senior year. He started his final year by posting five tackles and half-a-sack against Vanderbilt before missing the remainder of the season as a result of an NCAA suspension. Before enrolling at Alabama, Myers was a two-time JUCO All-American at Hinds Junior College, where he set a school single-season record with 20 sacks as a freshman.

PERSONAL: Myers was an all-state and all-region selection in football as a senior at Vicksburg High School in Vicksburg, Miss. where he also played basketball. He majored in performances at Alabama. When he played in Dallas, Myers participated in the Dallas Cowboys/Junior Cattle Baron's "Our Heroes are All Kinds of Cowboys" party, hosted at Texas Stadium for 500 children suffering from cancer. He also was a part of The Salvation Army Angel Tree Program, joining Cowboys players, coaches and staff in buying holiday gifts for underprivileged children. Myers and his wife, Brandy, have a daughter, Mykayla. Michael Myers was born Jan. 20, 1976, in Vicksburg, Miss.

MYERS' REGULAR SEASON RECORD

| Year | Club | G | S | UT | A | TT | S-Yds. | I-Yds. | PD | FF | FR | TD-Int. | TD-FR | S | Pts. |
|-----------------------|-----------|------------|-----------|------------|------------|------------|----------------|------------|-----------|----------|----------|----------|----------|----------|----------|
| 1998 | Dallas | 16 | 1 | 9 | 14 | 23 | 3-17 | 0-0 | 2 | 0 | 0 | 0 | 0 | 0 | 0 |
| 1999 | Dallas | 6 | 0 | 4 | 7 | 11 | 0-0 | 0-0 | 0 | 0 | 0 | 0 | 0 | 0 | 0 |
| 2000 | Dallas | 13 | 7 | 30 | 16 | 46 | 0-0 | 0-0 | 2 | 1 | 1 | 0 | 0 | 0 | 0 |
| 2001 | Dallas | 16 | 16 | 37 | 30 | 67 | 3.5-22 | 0-0 | 1 | 0 | 1 | 0 | 0 | 0 | 0 |
| 2002 | Dallas | 16 | 0 | 25 | 19 | 44 | 1-6 | 0-0 | 3 | 1 | 1 | 0 | 0 | 0 | 0 |
| 2003 | Dal./Cle. | 8 | 2 | 9 | 17 | 26 | 3-19 | 0-0 | 1 | 0 | 0 | 0 | 0 | 0 | 0 |
| 2004 | Cleveland | 16 | 7 | 30 | 21 | 51 | 1-4 | 0-0 | 0 | 1 | 1 | 0 | 0 | 0 | 0 |
| 2005 | Denver | 16 | 15 | 28 | 22 | 50 | 1-10 | 0-0 | 2 | 0 | 1 | 0 | 0 | 0 | 0 |
| CAREER TOTALS | | 107 | 48 | 172 | 146 | 318 | 12.5-78 | 0-0 | 11 | 3 | 5 | 0 | 0 | 0 | 0 |
| BRONCOS TOTALS | | 16 | 15 | 28 | 22 | 50 | 1-10 | 0-0 | 2 | 0 | 1 | 0 | 0 | 0 | 0 |

MYERS' POSTSEASON RECORD

| Year | Club | G | S | UT | A | TT | S-Yds. | I-Yds. | PD | FF | FR | TD-Int. | TD-FR | S | Pts. |
|-----------------------|--------|----------|----------|----------|----------|-----------|------------|------------|----------|----------|----------|----------|----------|----------|----------|
| 1998 | Dallas | 1 | 1 | 0 | 1 | 1 | 0-0 | 0-0 | 0 | 0 | 0 | 0 | 0 | 0 | 0 |
| 1999 | Dallas | 1 | 0 | 2 | 4 | 6 | 2-4 | 0-0 | 0 | 0 | 0 | 0 | 0 | 0 | 0 |
| 2005 | Denver | 2 | 2 | 7 | 1 | 8 | 1-0 | 0-0 | 0 | 0 | 0 | 0 | 0 | 0 | 0 |
| CAREER TOTALS | | 4 | 3 | 9 | 6 | 15 | 3-4 | 0-0 | 0 | 0 | 0 | 0 | 0 | 0 | 0 |
| BRONCOS TOTALS | | 2 | 2 | 7 | 1 | 8 | 1-0 | 0-0 | 0 | 0 | 0 | 0 | 0 | 0 | 0 |

MYERS' SINGLE-GAME HIGHS

(Postseason in parentheses)

Sacks — 2 vs. Baltimore, 12/21/03 (2 at Minnesota, 1/9/00). **Sack yards** — 12 vs. Baltimore, 12/21/03 (4 at Minnesota, 1/9/00). **Interceptions** — None (none). **Interception return yards** — None (none).

MYERS' MULTIPLE-SACK GAMES (3; INCLUDES 1 POSTSEASON)

*denotes win (Myers' teams are 1-2, including postseason, when he records more than one sack in a game.)

| Date | Opponent | S-Yds. |
|----------|----------------|--------|
| 1/9/00 | at Minnesota | 2-4 |
| 12/2/01 | at Washington* | 1.5-11 |
| 12/21/03 | vs. Baltimore | 2-12 |



TOM NALEN

6-3 • 286 • 13TH YR. • BOSTON COLLEGE

BORN: May 13, 1971, in Boston

HIGH SCHOOL: Foxboro High School, Foxboro, Mass.

ACQUIRED: Draft #7c (218th overall), 1994

NFL Year: 13th • **Year with Broncos:** 13th

NFL Games Played/Started: 173/167 • **Postseason:** 13/13



CENTER

NALEN AT A GLANCE:

- A 13th-year center whose five Pro Bowl selections (1997-2000, '03) are the most by any offensive lineman in Broncos history.
- Helped Denver post the most rushing yards (25,022) as well as the most individual 1,000-yard rushing seasons (10) and 100-yard games (82) in the NFL since 1995.
- Enters 2006 sixth in Broncos history in career starts (167), a total that is the most by any Denver offensive lineman, and 10th in games played (173) with the club.
- Worked as a starter on Denver's back-to-back Super Bowl Champion teams from 1997-98 and has started 13 career postseason games, which tie for the third-highest total in team history.
- Helped Terrell Davis in 1998 become just the fourth player in NFL history to rush for more than 2,000 yards in a season (2,008 yds.) and blocked for two Associated Press NFL Offensive Rookie of the Year winners (Clinton Portis in 2002 and Mike Anderson in 2000).
- Contributed to an offensive line that blocked for the franchise's second-best single-season rushing total (2,539 yds.) in 2005.
- Played every offensive snap in 2004 on a line that set a franchise record by giving up only 15 sacks, shattering the previous best of 22 sacks set in 1971, to rank third in the NFL.

66's TROPHY CASE

| |
|--|
| Pro Bowl Selections (5)1997-2000, '03 |
| NFL Offensive Lineman of the Year '03 |
| All-Pro (1st Team)2000, '03 |
| All-Pro (2nd Team)1999 |

- Anchored Denver's 2003 offensive line that paved the way for the team to gain a franchise-record 2,629 rushing yards and secured numerous individual honors that year, including Pro Bowl, Associated Press first-team All-Pro and NFL Offensive Lineman of the Year accolades.
- Rebounded from a torn anterior cruciate ligament in his left knee that forced him to miss the final nine games of the 2002 season and ended a consecutive games played/started streak of 115 games that dated back to the 1995 season.
- Started all 16 regular-season games in nine different seasons, including each of the last three years.
- Selected by the Broncos in the seventh round (218th overall) of the 1994 NFL Draft after a stellar career at Boston College, where he was a three-year starter.

CAREER TRANSACTIONS: Signed by Denver as a draft choice (1994); Waived by Denver 9/2/94; Signed by Denver (practice squad) 9/6/94; Signed by Denver (active roster) 10/7/94; Placed on injured reserve (left knee) by Denver 10/23/02.



2005: In addition to helping the Broncos to one of their finest offensive seasons in franchise history, Nalen ascended to sixth place on the team's all-time games started list (167) by starting all 16 regular-season games in 2005. Selected as an All-Pro by *Sports Illustrated* (Dr. Z), Nalen also started both postseason contests to move into a tie for third place in Broncos history for career playoff starts (13). Nalen anchored an offensive line that helped the club rank second in the NFL in rushing (158.7 ypg.), producing 2,539 rushing yards that marked the second-highest single-season total in franchise history. The Broncos became the third team in league history to have two 900-yard rushers (Mike Anderson and Tatum Bell), a 3,000-yard passer (Jake Plummer) and a 1,000-yard receiver (Rod Smith) in the same season. The offensive line allowed the third-fewest sacks (23) in both the league and in team history in 2005 and earned a franchise-best 145 rushing first downs. In the regular-season opener at Mia. (9/11), Nalen contributed to an offensive line that yielded one sack. On *Monday Night Football* vs. K.C. (9/26), the Broncos' rushing attack amassed 221 yards while Nalen anchored an offensive line that allowed only one sack. The team posted its first individual 100-yard rushing performance as Anderson churned for 115 yards at Jac. (10/2). Bell recorded his first 100-yard rushing outing of the season vs. Was. (10/9) when he totaled 127 yards. The following week vs. N.E. (10/16), Bell recorded the team's third consecutive individual 100-yard rushing performance (114 yds.) in a game in which Denver allowed one sack. In Denver's game vs. Phi. (10/30), the Broncos became the first team in NFL history to have two 100-yard rushers (Anderson and Bell), and a 300-yard passer (Plummer) in the same game as part of the team's 564-yard, 49-point explosion. Denver's yardage output and point total were both the second-highest in team history for a game. Nalen and his linemates did not allow a sack at Oak. (11/13) and helped the club rush for 196 yards vs. NYJ (11/20). The offensive line paved the way for 178 rushing yards while limiting the Bills to one sack at Buf. (12/17). The Broncos' ground game accumulated 155 yards vs. Oak. (12/24) and 157 yards in the regular-season finale at S.D. (12/31), which featured the NFL's No. 1 run defense.

2004: Nalen was Denver's starting center for all 16 regular-season games and did not miss a snap on a line that set a franchise record by giving up only 15 sacks, shattering the previous best of 22 sacks set in 1971, to rank third in the NFL. The offensive line did not surrender a sack in eight contests and blocked for a 100-yard rusher in eight different games, helping to produce a 100-yard rushing game by a Bronco in six-of-seven contests midway through the year. Despite season-ending injuries to the Broncos' top two running backs early in the year, Denver totaled the franchise's sixth-best single-season rushing total (2,333 yds.) behind the strong play of its offensive line. In starting all 16 games, Nalen tied for eighth all-time in most career starts by a Bronco (151) and tied Billy Bryan (1977-88) for the most starts by a center in team annals. Nalen was the Broncos' starting center in their AFC Wild Card Game at Ind. (1/9). He started vs. K.C. (9/12) and was a part of a blocking effort that paved the way for Quentin Griffin to set a franchise record for most rushing yards in a season opener with a game-high 156 yards with two touchdowns. He anchored the Broncos' offensive line

NALEN CLEARS THE WAY FOR 10 1,000-YARD RUSHING SEASONS

Center Tom Nalen has helped Denver record 10 individual 1,000-yard rushing seasons since he became a full-time starter in 1995. That total is the best in the NFL, ahead of Indianapolis, the New York Jets and Seattle, which each have posted nine individual 1,000-yard rushing seasons since 1995.

BRONCOS INDIVIDUAL 1,000-YARD RUSHING SEASONS SINCE 1995

| Year | Player | Att. | Yds. | Avg. | LG | TD |
|------|-----------------|------|-------|------|-----|----|
| 1995 | Terrell Davis | 237 | 1,117 | 4.7 | 60t | 7 |
| 1996 | Terrell Davis | 345 | 1,538 | 4.5 | 71t | 13 |
| 1997 | Terrell Davis | 369 | 1,750 | 4.7 | 50t | 15 |
| 1998 | Terrell Davis | 392 | 2,008 | 5.1 | 70 | 21 |
| 1999 | Olandis Gary | 276 | 1,159 | 4.2 | 71 | 7 |
| 2000 | Mike Anderson | 297 | 1,487 | 5.0 | 80t | 15 |
| 2002 | Clinton Portis | 273 | 1,508 | 5.5 | 59 | 15 |
| 2003 | Clinton Portis | 290 | 1,591 | 5.5 | 65t | 14 |
| 2004 | Reuben Droughns | 275 | 1,240 | 4.5 | 51t | 6 |
| 2005 | Mike Anderson | 239 | 1,014 | 4.2 | 44t | 12 |

NALEN RANKS FIRST IN STARTS BY DENVER OFFENSIVE LINEMEN

MOST GAMES STARTED, BRONCOS HISTORY

| Player | Pos. | Starts | Years |
|-------------------|------|--------|-----------|
| 1. John Elway | QB | 231 | 1983-98 |
| 2. Billy Thompson | DB | 178 | 1969-81 |
| 3. Tom Jackson | LB | 177 | 1973-86 |
| Barney Chavous | DE | 177 | 1973-85 |
| 5. Dennis Smith | S | 170 | 1981-94 |
| 6. Tom Nalen | C | 167 | 1994-2005 |

vs. Car. (10/10) as it blocked for Reuben Droughns during his 193-yard rushing effort, which marked the ninth-highest single-game rushing total by a Bronco in franchise history. Nalen's play at Oak. (10/17) was crucial in the Broncos holding an opponent without a sack for the third game in 2004 in addition to clearing paths for Denver's run game, which accounted for a season-high 254 yards on 51 carries (4.9 avg.). Nalen was a part of franchise history vs. Atl. (10/31) in protecting Jake Plummer as he recorded the most passing yards in a single game in team history (ninth in NFL history) with 499 yards.

2003: Nalen—voted to his fifth Pro Bowl; named All-NFL by the Associated Press; named All-NFL and All-AFC by *Pro Football Weekly*, named NFL Offensive Lineman of the Year by the NFL Alumni and the Broncos' nominee for the Ed Block Courage Award—started at center in all 16 regular-season games. He helped the Broncos rush for a franchise-record 2,629 yards while tying for the fourth-fewest sacks allowed (25) in team history. Nalen started at center in the Broncos' AFC Wild Card Game at Ind. (1/4). Against Det. (9/28), he left the game in the fourth quarter after suffering an injury to his right ankle.

2002: Nalen started the first seven games of the season at center before being placed on injured reserve Oct. 23. He underwent surgery to repair a torn anterior cruciate ligament in his left knee Nov. 5 at the Steadman-Hawkins Clinic in Vail, Colo. Nalen suffered the injury with three minutes remaining in regulation at K.C. (10/20). Although he missed the final nine games of the season, his efforts early in the year helped Clinton Portis rush for 1,508 yards to earn NFL Offensive Rookie of the Year honors (Associated Press).

2001: Nalen started all 16 games at center for the Broncos and played at a high level as he ran his streak of consecutive starts to 108 contests.

2000: Nalen started at center in all 16 regular-season games and was named All-NFL by the Associated Press for the second consecutive year, garnering first-team honors after a second-team showing the previous season. He also was voted to his fourth consecutive Pro Bowl, the most by an offensive lineman in franchise history. Tackle Gary Zimmerman set the previous standard with three consecutive selections (1994-96). Nalen was named All-Pro by *USA Today*, *Sports Illustrated*, *The Sporting News* and *Football Digest*, and he earned second-team honors from *College & Pro Football Newsweekly* as well as All-AFC kudos from *Pro Football Weekly* and *Football News*. Nalen also started at center in an AFC Wild Card Game at Bal. (12/31). Nalen blocked for running back Mike Anderson as he posted the fifth-best rushing total by a rookie in NFL history—1,487 yards—on the way to earning NFL Offensive Rookie of the Year honors from the Associated Press. The line limited opponents to just 30 sacks. Following the year, he underwent surgery to repair a hernia.

1999: Nalen started at center for the Broncos in all 16 regular-season games and was selected to his third consecutive Pro Bowl—first as a starter—while also garnering first-team All-NFL honors from *Football Digest* and *The Sporting News* as well as second-team honors from the Associated Press. Nalen underwent successful surgery on his right knee Jan. 5 but was unable to play in the Feb. 6, 2000, Pro Bowl.

1998: Nalen—selected All-NFL by *USA Today*—started at center in all 16 regular-season games for Denver and was voted to play in the Pro Bowl for the second consecutive season. He played an integral role on an outstanding offensive line that allowed just 25 sacks—the third-lowest total for a full season in franchise history and the lowest since 1971—while paving the way for only the fourth 2,000-yard rusher in NFL history (Terrell Davis—2,008 yds.) and the league's second-ranked rushing attack at 154.3 yards per game. Nalen started at center in all three postseason games and helped pave the way for a rushing attack that averaged 183 yards per game as Denver won Super Bowl XXXIII with a 34-19 win vs. Atl. (1/31) at Pro Player Stadium in Miami.

1997: Nalen started all 16 regular-season games at center for the Broncos and had a breakout season, being selected to his first Pro Bowl and earning second-team All-NFL honors from *College & Pro Football Newsweekly*. He provided not only youth but also tremendous talent to a veteran offensive line regarded among the league's best. He made his first career pass reception at Oak. (10/19), catching a John Elway pass for a

SACKS ALLOWED SINCE 1995

Since Tom Nalen became a starter in 1995, Denver has allowed the fourth-fewest sacks (332) in the NFL.

FEWEST SACKS ALLOWED IN THE NFL, 1995-2005

| Team | Att. | Sacks | Yds. | Pct. |
|-----------------|-------|-------|-------|------|
| 1. Indianapolis | 5,946 | 316 | 2,028 | 5.0 |
| 2. Green Bay | 6,231 | 317 | 2,132 | 4.8 |
| 3. Kansas City | 5,790 | 326 | 2,140 | 5.3 |
| 4. Denver | 5,787 | 332 | 2,266 | 5.4 |
| 5. Miami | 5,728 | 337 | 2,222 | 5.6 |

NALEN KEY TO DENVER'S DOMINANT RUSHING ATTACK

Since becoming a starter in 1995, center Tom Nalen has helped Denver rush for the most yards (25,022) and record the most individual 100-yard rushing games (82) in the NFL.

MOST RUSHING YARDS, NFL, 1995-2005

| Team | Att. | Yds. | Avg. | TD | Ypg. |
|------------------|-------|--------|------|-----|-------|
| 1. Denver | 5,548 | 25,022 | 4.5 | 198 | 142.2 |
| 2. Pittsburgh | 5,808 | 23,972 | 4.1 | 174 | 136.2 |
| 3. Kansas City | 5,233 | 22,483 | 4.3 | 220 | 127.7 |
| 4. San Francisco | 5,055 | 21,640 | 4.3 | 167 | 123.0 |
| 5. Dallas | 5,261 | 21,063 | 4.3 | 167 | 123.0 |

MOST INDIV. 100-YARD GAMES, NFL, 1995-2005

| Team | 100-Yd. Gms. |
|-----------------|--------------|
| 1. Denver | 82 |
| 2. Pittsburgh | 71 |
| 3. Indianapolis | 65 |
| 4. Seattle | 59 |
| 5. Dallas | 56 |

loss of one yard after it was batted at the line of scrimmage by the Raiders' Chester McGlockton. The Broncos' offense set a team record by scoring 472 points during the season and led the NFL in total offense (367 yards per game) for the second consecutive year while posting the AFC's best mark for the third consecutive year. Nalen was part of a unit that powered Broncos running backs to 15 individual 100-yard rushing performances over the 20-game regular and postseason slate. In the postseason, Nalen started at center in all four games as part of an offensive line that allowed Denver to control games with its rushing attack. The Broncos averaged 187 rushing yards per game in the postseason, and the offensive line was named NFL Offensive Player of the Week for Denver's AFC Wild Card Game win vs. Jac. (12/27). Nalen, starting at center, played an integral role in the offensive unit piling up club postseason records of 511 total yards and 42 points in Denver's win over the Jaguars. The line played a key role in Terrell Davis earning MVP honors in Super Bowl XXXII with 157 rushing yards and three rushing scores in the team's win vs. G.B. (1/25) at Qualcomm Stadium in San Diego.

1996: Nalen started all 16 regular-season games at center, playing a key role on a unit that cleared the way for AFC rushing leader Terrell Davis (1,538 yds.) and allowed just 31 sacks. He suffered a partial tear of his medial collateral ligament early in Denver's game at Min. (11/24) and was listed as questionable vs. Sea. (12/1) but did start. He also started Denver's lone playoff contest, an AFC Divisional Playoff Game vs. Jac. (1/4). The Broncos rushed for more than 100 yards in a game on 10 occasions during the 1996 season and topped the 200-yard mark on four of those occasions. The Broncos' offense averaged an NFL-best 361.9 yards per game.

1995: Nalen started 15 of the Broncos' 16 games, missing his only game at S.D. (9/24) while recovering from arthroscopic surgery to repair a lateral meniscus tear in his left knee suffered vs. Was. (9/17). He underwent surgery at the Steadman-Hawkins Clinic in Vail, Colo., on Sept. 18, and was expected to miss three-to-four weeks but returned to his starting position at Sea. (10/1). Behind the blocking of Nalen and the rest of the offensive line, Denver was able to rush for more than 100 yards in a game 11 times during the 1995 regular season and produced a 1,000-yard rusher in rookie Terrell Davis (1,117 yds.).

1994: Selected by the Broncos in the seventh round (218th overall) of the 1994 NFL Draft, Nalen played seven games for the Broncos, including a start at left guard in his first NFL appearance at the L.A. Rams (11/6). Nalen continued to make appearances on the offensive line during the rest of the season. He was waived just before the start of the regular season but re-signed with the club's practice squad Sept. 6. He was signed to the active roster the week of the Rams' game in November to start in place of injured lineman Jon Melander.

COLLEGE: Nalen was a three-year starter at Boston College, earning numerous honors that included third-team Associated Press All-America, second-team All-Big East Conference and first-team ECAC citations. He closed out his outstanding college career with appearances in the East-West Shrine and Senior Bowl games. As a senior, Nalen was an honorable mention All-American and All-Big East second-team pick by *The Poor Man's Guide to the NFL Draft*, starting all year and leading the way as the Eagles ranked fourth in the nation in total offense (506.4 yards per game). Nalen's blocking was a key factor in the Boston College upset win against Notre Dame in South Bend, Ind. Nalen started every game from 1991-93 after serving as the team's deep-snapper, backup center and then starting center for the last three games in 1990.

PERSONAL: A native of Foxboro, Mass., Nalen lettered three times each in football and basketball and twice in track at Foxboro High School in Foxboro. He was an All-Hockomock League and all-state selection by the *Boston Globe*, *Boston Herald*, *Sun Chronicle* and *Patriot Ledger*. Additionally, he was named the state's Lineman of the Year following an outstanding senior season. Nalen, who served as the captain of his high school's football and basketball teams, led the football team to a pair of Division III titles and also played in the Shriners All-Star Game. An all-conference and team MVP in basketball, he was named to the Academic All-State team by the Massachusetts Basketball Coaches Association. Nalen earned a bachelor's degree in accounting from Boston College. He and his wife, Denise, have two daughters (Delaney and Ainsley) and a son (Kyle). The family resides in Littleton, Colo. Thomas Andrew Nalen was born May 13, 1971, in Boston.

NALEN AMONG GREATEST BRONCOS LINEMEN

BRONCOS OFFENSIVE LINEMEN TO EARN PRO BOWL BERTHS

| Player | Pos. | Pro Bowls | Year(s) Selected |
|-------------------|------|-----------|------------------|
| 1. Tom Nalen | C | 5 | 1997-2000, '03 |
| 2. Gary Zimmerman | T | 3 | 1994-96 |
| 3. Tony Jones | T | 1 | 1998 |
| Mark Schlereth | G | 1 | 1998 |

NALEN'S REGULAR SEASON RECORD


| Year | Club | G | S |
|-----------------------------------|--------|-----|-----|
| 1994 | Denver | 7 | 1 |
| 1995 | Denver | 15 | 15 |
| 1996 | Denver | 16 | 16 |
| 1997 | Denver | 16 | 16 |
| 1998 | Denver | 16 | 16 |
| 1999 | Denver | 16 | 16 |
| 2000 | Denver | 16 | 16 |
| 2001 | Denver | 16 | 16 |
| 2002 | Denver | 7 | 7 |
| (placed on injured reserve 10/23) | | | |
| 2003 | Denver | 16 | 16 |
| 2004 | Denver | 16 | 16 |
| 2005 | Denver | 16 | 16 |
| CAREER TOTALS | | 173 | 167 |

ADDITIONAL STATISTICS: Caught a tipped pass from John Elway for a 1-yard loss at Oakland (10/19/97). Miscellaneous tackles — 1996 (3), 1997 (2), 1998 (1), 1999 (1), 2000 (1), 2001 (3), 2002 (2), 2004 (4), 2005 (1), TOTAL (18).


NALEN'S POSTSEASON RECORD


| Year | Club | G | S |
|---------------|--------|----|----|
| 1996 | Denver | 1 | 1 |
| 1997 | Denver | 4 | 4 |
| 1998 | Denver | 3 | 3 |
| 2000 | Denver | 1 | 1 |
| 2003 | Denver | 1 | 1 |
| 2004 | Denver | 1 | 1 |
| 2005 | Denver | 2 | 2 |
| CAREER TOTALS | | 13 | 13 |

ADDITIONAL STATISTICS: Miscellaneous tackles — 2005 (2), TOTAL (2).



PRESTON PARSONS
 6-4 • 235 • 3RD YR. • NORTHERN ARIZONA
 BORN: Feb. 19, 1979, in Portland, Ore.
 HIGH SCHOOL: Jesuit High School, Portland, Ore.
 ACQUIRED: Free Agent, 2006
 NFL YEAR: 3rd • YEAR WITH BRONCOS: 1st
 NFL GAMES PLAYED/STARTED: 0/0





QUARTERBACK

PARSONS AT A GLANCE:

- A third-year quarterback who is in his first year with the Broncos in 2006 after signing a future contract with the club on Jan. 3, 2006.
- Spent the last two regular seasons out of the NFL after competing in Houston's training camp in 2005 and working with Arizona during the 2004 offseason.
- Served as the third quarterback with Arizona for all 32 regular-season games during his first two professional seasons from 2002-03.
- Earned honorable mention All-America honors from *Football Gazette* and honorable mention All-Big Sky Conference accolades as a senior at Northern Arizona University.
- Concluded his collegiate career ranked seventh on NAU's career lists for passing yards (4,677), passing attempts (670) and completions (378).
- Entered the NFL with Arizona as a college free agent on May 3, 2002.

CAREER TRANSACTIONS: Signed by Arizona as a college free agent 5/3/02; Released by Arizona 6/11/04; Signed by Houston to a future contract 1/6/05; Waived by Houston 9/4/05; Signed by Denver to a future contract 1/3/06.

2005: After competing in Houston's training camp, Parsons was waived by the team on Sept. 4 and spent the year out of the NFL.

2004: Parsons was out of the NFL for the 2004 season after Arizona waived him on June 11.

2003: Parsons served as Arizona's third quarterback for all 16 regular-season games.

2002: Parsons served as Arizona's third quarterback for all 16 regular-season games.




COLLEGE: Parsons concluded his collegiate career at Northern Arizona University ranked seventh on the school's career lists for passing yards (4,677), passing attempts (670) and completions (378). He also equaled Mike Mendoza for sixth place in career touchdown passes with 29. As a senior, Parsons led NAU to the I-AA playoffs and earned All-America honorable mention recognition from *Football Gazette* and honorable mention All-Big Sky Conference accolades. He started all 11 games for the Lumberjacks that year as well as the NCAA I-AA playoff game at Sam Houston State in which he established career highs with 320 yards on 19-of-41 passing (46.3%) with four touchdowns. For the season, he completed 171-of-296 passes (57.8%) for 2,267 yards with a career-high 19 touchdowns that tied for eighth on the school's all-time chart. He earned Big Sky Conference Player-of-the-Week recognition for his performance against Idaho State. He threw only three interceptions during the season and had a streak of 158 attempts without one broken at Sacramento State. During his junior campaign, Parsons played in all 11 games, starting the first nine, and completed 185-of-340 attempts for 2,116 yards (54.4%), nine touchdowns and 10 interceptions. As a sophomore, Parsons was the backup to the school's all-time leading passer, Travis Brown, seeing action as the quarterback in three games. He also punted, averaging 40 yards per punt and drilling a 68-yarder against Weber State.


PERSONAL: Parsons received prep All-American honors from *USA Today* after his senior season at Jesuit Catholic High School in Portland, Ore., where he completed 61 percent of his passes for 1,669 yards. He also contributed 804 rushing yards as a senior. Parsons, who earned three letters in football, also lettered twice in basketball and once each in baseball and golf. Parsons' brother, Tyson, was a quarterback at Portland State. He majored in liberal studies/communication at Northern Arizona University. Preston Thomas Parsons was born on Feb. 19, 1979, in Portland, Ore.


PARSONS' REGULAR SEASON RECORD

| | | PASSING | | | | | | | | | | | |
|---------------|---------|---------|---|------|-------|------|------|-----------|----|-----|------|-----|----|
| Year | Club | G | S | Att. | Comp. | Pct. | Yds. | Yds./Att. | TD | % | Int. | % | LG |
| 2002 | Arizona | 0 | 0 | 0 | 0 | 0.0 | 0 | 0.00 | 0 | 0/0 | 0 | 0/0 | — |
| 2003 | Arizona | 0 | 0 | 0 | 0 | 0.0 | 0 | 0.00 | 0 | 0/0 | 0 | 0/0 | — |
| 2004 | | | | | | | | | | | | | |
| 2005 | | | | | | | | | | | | | |
| CAREER TOTALS | | 0 | 0 | 0 | 0 | 0.0 | 0 | 0.00 | 0 | 0/0 | 0 | 0/0 | — |



KARL PAYMAH
 6-0 • 200 • 2ND YR. • WASHINGTON ST.
 BORN: Nov. 29, 1982, in Boston
 HIGH SCHOOL: Culver City High School, Culver City, Calif.
 ACQUIRED: Draft #3a (76th overall), 2005
 NFL YEAR: 2nd • YEAR WITH BRONCOS: 2nd
 NFL GAMES PLAYED/STARTED: 13/0 • POSTSEASON: 2/0





CORNERBACK

PAYMAH AT A GLANCE:

- A second-year cornerback who contributed on defense and ranked second on the Broncos with 11 special-teams tackles as a rookie in 2005.
- Registered at least a share of the special-teams tackles lead in five games for Denver in 2005.
- Earned honorable mention All-Pacific-10 Conference recognition during his senior season at Washington State University with 35 tackles and two interceptions.
- Started the final 24 games of his career for the Cougars after spending most of his first two years on special teams and as a reserve cornerback.
- Contributed to Washington State's Pac-10 co-champion team in 2002 that appeared in the Rose Bowl as part of a secondary that featured future NFL Draft choices Marcus Trufant (Seattle), Jason David (Indianapolis) and Erik Coleman (N.Y. Jets).
- Selected by the Broncos in the third round (76th overall) of the 2005 NFL Draft.

CAREER TRANSACTIONS: Signed by Denver as a draft choice 7/27/05.

2005: Selected by the Broncos in the third round (76th overall) of the 2005 NFL Draft, Paymah played 13 regular-season games (0 starts) as a special-teams regular and reserve defensive back. Paymah, who saw time in both playoff contests, placed second on the Broncos with 11 special-teams tackles and had at least a share of the team special-teams tackle lead in five games, holding the top spot alone once. On defense, the rookie added three tackles (2 solo) during the regular season. Paymah's efforts on special teams helped the Broncos rank second in the NFL in forcing their opponents to an average drive start of their own 27.9-yard line and tied



(Jacksonville) for the league lead in limiting opponents to just 10 drives started past the 50-yard line. In an AFC Divisional Playoff Game vs. N.E. (1/14), Paymah made one tackle on special teams. After he was declared inactive for the first three games to start the year, Paymah made his pro debut at Jac. (10/2) and played vs. Was. (10/9). He recorded two special-teams stops, the first of his career, vs. N.E. (10/16) to share the team lead. At NYG (10/23), he held the pace position outright with three special-teams stops against the Giants. He added two special-teams tackles vs. Phi. (10/30) to share the team lead. Paymah posted one tackle on special teams on Thanksgiving Day at Dal. (11/24), vs. Bal. (12/11) and in each of the team's last two regular-season games (vs. Oak. 12/24 and at S.D. 12/31). The rookie also saw action on defense in those two games, registering two tackles (1 solo) vs. Oak. (12/24) and a solo stop at S.D. (12/31).

COLLEGE: At Washington State University, Paymah played 48 career games (27 starts) and totaled 129 tackles (96 solo), three interceptions (5 yds.), 21 pass breakups and one fumble recovery. Paymah started his final two seasons at Washington State, earning honorable mention All-Pacific-10 Conference recognition as a senior with 35 tackles and two interceptions. He also was selected to play in the East-West Shrine Game at the conclusion of the year. He intercepted the third pass of his career (second of the season) against Washington in the Cougars' Apple Cup win, returning the pick five yards and finishing the contest with three tackles (2 solo). As a junior, Paymah started all 13 games, recording a career-best 55 tackles (39 solo), one interception (0 yds.), one fumble recovery and 10 pass breakups. Paymah excelled in his first year as a regular starter as a junior, making at least two tackles in every game and earning several team weekly awards: Cougar Tackler (Colorado), Defensive Back (USC/Arizona State) and Most Disciplined Defense (Arizona State). Paymah contributed to a talented secondary as a sophomore, playing 12 games (3 starts) and recording 25 tackles (18 solo) with three pass breakups. Paymah was joined in the secondary by Marcus Trufant (Seattle), Jason David (Indianapolis) and Erik Coleman (N.Y. Jets), who all went on to be selected in the NFL Draft. The secondary played a key role in the Cougars earning a share of the Pac-10 title with a 10-3 record and earning a trip to the Rose Bowl. As a redshirt freshman, Paymah played all 12 games (0 starts) as a reserve cornerback and finished the year with 14 tackles (11 solo). An All-Pac-10 Academic Team selection, Paymah was given the Cougars' "Special Teams Big Play" award for his performance against Oregon.

PERSONAL: Paymah was a first-team all-state selection in football by the *Los Angeles Times* as a senior at Culver City High School in Culver City, Calif. A standout defensive back and wide receiver who earned two varsity letters in football, Paymah also was tabbed a first-team All-Bay League selection on defense, an All-Westside first-team choice and his team MVP on offense after his final prep season. After earning All-Ocean League first-team accolades as a junior defensive back, Paymah posted eight touchdowns as a senior. He also was regarded as one of the top track athletes in the region, earning three letters in the sport and winning the league 200-meter title as a junior. Paymah, voted team MVP in track as a junior, was a member of Culver City's 400-meter championship relay team. Paymah received a bachelor's degree in business/advertising from Washington State. He has one brother, Emmanuel, and one sister, Alexis. The son of Ewan Paymah and Louisa Coleman, Karl Paymah was born Nov. 29, 1982, in Boston and resides in Los Angeles.

PAYMAH'S REGULAR SEASON RECORD

| Year | Club | G | S | UT | A | TT | S-Yds. | I-Yds. | PD | FF | FR | TD-Int. | TD-FR | S | Pts. |
|----------------------|--------|-----------|----------|----------|----------|----------|------------|------------|----------|----------|----------|----------|----------|----------|----------|
| 2005 | Denver | 13 | 0 | 2 | 1 | 3 | 0-0 | 0-0 | 0 | 0 | 0 | 0 | 0 | 0 | 0 |
| CAREER TOTALS | | 13 | 0 | 2 | 1 | 3 | 0-0 | 0-0 | 0 | 0 | 0 | 0 | 0 | 0 | 0 |

ADDITIONAL STATISTICS: Special teams tackles — 2005 (11), TOTAL (11).

PAYMAH'S POSTSEASON RECORD

| Year | Club | G | S | UT | A | TT | S-Yds. | I-Yds. | PD | FF | FR | TD-Int. | TD-FR | S | Pts. |
|----------------------|--------|----------|----------|----------|----------|----------|------------|------------|----------|----------|----------|----------|----------|----------|----------|
| 2005 | Denver | 2 | 0 | 0 | 0 | 0 | 0-0 | 0-0 | 0 | 0 | 0 | 0 | 0 | 0 | 0 |
| CAREER TOTALS | | 2 | 0 | 0 | 0 | 0 | 0-0 | 0-0 | 0 | 0 | 0 | 0 | 0 | 0 | 0 |

ADDITIONAL STATISTICS: Special teams tackles — 2005 (1), TOTAL (1).

PAYMAH'S SINGLE GAME HIGHS

(Postseason in parentheses)

Sacks — None (none). **Sack yards** — None (none). **Interceptions** — None (none). **Interception return yards** — None (none).

DID YOU KNOW?

The Broncos in 2005 became the first team in NFL history to have two 100-yard rushers and a 300-yard passer in the same game. In Denver's contest against Philadelphia on Oct. 30, 2005, Mike Anderson (126 yds.) and Tatum Bell (107 yds.) each had at least 100 rushing yards while Jake Plummer (309 yds.) cleared the 300-yard passing mark.



JAKE PLUMMER

6-2 • 212 • 10TH YR. • ARIZONA STATE

BORN: Dec. 19, 1974, in Boise, Idaho

HIGH SCHOOL: Capital High School, Boise, Idaho

ACQUIRED: Unrestricted Free Agent (Arizona), 2003

NFL YEAR: 10th • **YEAR WITH BRONCOS:** 4th

NFL GAMES PLAYED/STARTED: 127/125 • **POSTSEASON:** 6/6

16

QUARTERBACK

PLUMMER AT A GLANCE:

- A 10th-year quarterback who enters his fourth season with the Broncos with the third-best winning percentage (74.4% / 32-11) among NFL passers since joining the club as an unrestricted free agent from Arizona in 2003.
- Guided Denver to a 13-3 regular-season record, an AFC West title and an AFC Championship Game appearance in 2005 while managing a Broncos offense that helped the team set a franchise record with an NFL-low 16 giveaways during the year.
- Set a Broncos record with 229 consecutive pass attempts without an interception in 2005, a streak that was the fourth longest in the NFL since 1996.
- Set a Broncos single-season record in 2004 for passing yards (4,089) and tied Denver's one-year passing touchdown mark (27), records held by John Elway.
- Enters 2006 as Denver's all-time top-rated passer with an 88.1 rating with the club.
- Owns 28 career game-winning or game-tying scoring drives in the fourth quarter or overtime, 21 of which are "pure" comeback victories that comprise the highest total of any QB since 1995.
- Surrendered the second-fewest sacks (51) in the last three seasons of any NFL quarterback who has started at least 30 games, trailing only the Colts' Peyton Manning.
- Took every snap in a season for the second time in his career in 2004, becoming the first quarterback in Broncos history to accomplish that feat, and helped Denver set a franchise record for fewest sacks allowed (15) in a season.
- Boasted a win total (9) in 2003 that was the best for a first-year Broncos signal caller since 1977 (Craig Morton -12 wins) despite playing only 11 games.
- Named co-captain of the Cardinals in 1998 despite being just 23 years old and led the franchise that season to its first playoff appearance since 1982 and first playoff victory since 1947.
- Proved to be a dangerous weapon on the ground with 16 career rushing touchdowns and 1,741 yards, including the longest rush ever by a Broncos quarterback with a 40-yard scamper vs. Oak. (9/22/03) on *Monday Night Football* in his first home game as a Bronco.
- Set an NFL single-game passing record by a rookie (338 yds.) in 1997 and threw 15 touchdown passes in only 10 games (9 starts) that year.
- Finished third in the 1996 Heisman Trophy voting after leading Arizona State University to an undefeated regular season and a trip to the Rose Bowl.
- Established the Jake Plummer Foundation in 1999 to provide opportunities for children's causes as well as raise funds and generate awareness for Alzheimer's disease.
- Joined the Broncos as an unrestricted free agent March 7, 2003.
- Selected by Arizona in the second round (42nd overall) of the 1997 NFL Draft.

CAREER TRANSACTIONS: Signed by Arizona as a draft choice 7/15/97; Signed by Denver as an unrestricted free agent 3/7/03.



2005: Plummer enjoyed one of his best seasons as a professional in 2005 with the Broncos, guiding the club to a 13-3 regular-season record as well as its first AFC West title and playoff victory since 1998. Plummer, who was selected to the Pro Bowl as an alternate but could not make the trip to Hawaii due to an injury, started all 16 regular-season games and completed 277-of-456 passes (60.7%) for 3,666 yards with 18 touchdowns and seven interceptions. His seven interceptions and 1.5 percent interception rate were both the lowest of his career while his 90.2 passer rating and 60.7 completion percentage were both the second best of his career. Plummer, who added 151 rushing yards on 46 carries (3.3 avg.), ranked second in the NFL and led the AFC with his interception avoidance rate (1.5 percent). He set a Broncos franchise record with 229 consecutive passes (eight complete games) without an interception, a streak that was the fourth-longest in the NFL since 1996. His management of Denver's offense helped the club set a team record and lead the NFL in fewest give-

PLUMMER IN THE BRONCOS' RECORD BOOK

MOST PASSING YARDS IN A SEASON, BRONCOS

| Quarterback | Passing Yds. |
|------------------------|--------------|
| 1. Jake Plummer (2004) | 4,089 |
| 2. John Elway (1993) | 4,030 |
| 3. John Elway (1995) | 3,970 |
| 4. John Elway (1985) | 3,891 |
| 5. John Elway (1997) | 3,635 |

MOST TD PASSES IN A SEASON, BRONCOS

| Quarterback | TD Passes |
|------------------------|-----------|
| 1. Jake Plummer (2004) | 27 |
| John Elway (1997) | 27 |
| 3. John Elway (1996) | 26 |
| John Elway (1995) | 26 |
| 5. John Elway (1993) | 25 |

always (16), a total that helped the team rank second in the league in turnover ratio (+20, an improvement of +29 from 2004). Named AFC Offensive Player of the Week and FedEx Air NFL Player of the Week for his play vs. Phi. (10/30), Plummer guided only the third offense in league history to feature two 900-yard rushers (Mike Anderson and Tatum Bell), a 1,000-yard receiver (Rod Smith) and a 3,000-yard passer in the same year. He was sacked 22 times (135 yds.), a figure that ranked as the third lowest in the NFL. His play during the 2005 season moved his career touchdown-to-interception ratio to 150:148 and placed him sixth in the league in that category (18:7) for the year. He was particularly effective during the final 12 weeks of the season, compiling the third-best passer rating (97.7) and second-best touchdown-to-interception ratio (13:4 / 3.25) in the NFL from Week 6 through the conclusion of the regular season. In two playoff games, Plummer completed 33-of-56 passes (58.9%) for 420 yards with two touchdowns and three interceptions. In an AFC Divisional Playoff Game vs. N.E. (1/14), he threw for 197 yards on 15-of-26 passing (57.7%) with one touchdown and one interception in leading Denver to its first postseason win since a victory in Super Bowl XXXIII during the 1998 season. Plummer, who tossed a career postseason-long 42-yard pass to Smith against the Patriots, was instrumental in snapping New England's NFL-record 10-game postseason unbeaten streak. The following week vs. Pit. (1/22) in the AFC Championship Game, he connected on 18-of-30 passes (60.0%) for 223 yards with one touchdown and two interceptions. Plummer, who ran for a career postseason-best 30 yards, threw a 30-yard touchdown pass to wide receiver Ashley Lelie in the third quarter against Pittsburgh. In the regular-season opener at Mia. (9/11), Plummer attempted a season-high 48 passes, completing 22 of those for 251 yards with one touchdown and two interceptions. In the home opener vs. S.D. (9/18), Plummer completed 23-of-37 passes (62.2%) for 248 yards with one interception in a comeback win. After his third-quarter interception to Chargers FS Bhawoh Jue, Plummer started his franchise-record streak of 229 pass attempts without an interception. On *Monday Night Football* vs. K.C. (9/26), he recorded his first rushing touchdown of the season on a 1-yard scamper and threw for 152 yards on 13-of-18 passing (72.2%) with one touchdown toss. At Jac. (10/2), Plummer opened the game by connecting on 11 consecutive passes for Denver's longest such streak since he connected on 16 consecutive attempts vs. Detroit (9/28/03). He posted his second consecutive game with a completion percentage of 70 percent or better (73.1% / 19-of-26) and recorded two touchdown passes and 136 passing yards against the Jaguars. In the game vs. N.E. (10/16), he increased Denver's turnover-less streak to three games by not throwing an interception and connecting on 17-of-24 passes (70.8%) with two touchdowns. He completed a season-long 72-yard pass to Smith early in the second quarter against the Patriots and later threw a 55-yard pass to Lelie, both of which set up touchdowns. During the game against the Patriots, he surpassed the 25,000 passing yards plateau for his career and tossed his 1,000th pass as a Bronco. Plummer threw his 50th touchdown as a Bronco at NYG (10/23) on a 4-yard pass to fullback Kyle Johnson, making him the fastest player in Denver history to 50 touchdown passes (34 games). He directed the Broncos' offensive explosion the following week vs. Phi. (10/30) as it accounted for 564 yards and 49 points, totals that were the second highest for a game in club annals. He earned AFC Offensive Player of the Week and FedEx Air Player of the Week against the Eagles, completing 22-of-35 passes (62.9%) for 309 yards with four touchdowns. His 300-yard performance against the Eagles, which was his lone 300-yard game of the year, combined with Anderson (126) and Bell (107) both surpassing 100 rushing yards gave the Broncos the first such combination in the same game in NFL history. He surpassed his career-best 193 attempts without an interception at Oak. (11/13) and threw for 205 yards and one touchdown in that contest. On Thanksgiving Day at Dal. (11/24), he threw for 162 yards with a touchdown on 15-of-24 passing (62.5%) and guided Denver to an overtime victory on the holiday. However, he saw his streak without an interception end at 229 attempts against the Cowboys with cornerback Terence Newman's second-quarter interception. Plummer's 229 attempts without an interception marked the fourth-longest such streak in the NFL since 1996 and longest in Broncos history. At K.C. (12/4), Plummer completed 18-of-29 passes (62.1%) for 276 yards with one touchdown. Plummer, who also was intercepted twice against the Chiefs, accounted for his touchdown by dumping a short pass off to Anderson, who sprinted 66 yards for the score. In Denver's win at Buf.

PLUMMER SETS THE TONE EARLY

NFL PASSER RATING LEADERS, FIRST HALF, 2005

| Quarterback | Att. | Cmp. | Pct. | Yds. | TD | INT | Rtg. |
|-----------------------------|------|------|------|-------|----|-----|-------|
| 1. Carson Palmer, Cin | 280 | 195 | 69.6 | 2,098 | 20 | 5 | 107.7 |
| 2. Ben Roethlisberger, Pit. | 154 | 94 | 61.0 | 1,475 | 11 | 4 | 105.8 |
| 3. Matt Hasselbeck, Sea. | 256 | 170 | 66.4 | 2,074 | 16 | 5 | 103.9 |
| 4. Drew Brees, S.D. | 284 | 192 | 67.6 | 2,191 | 16 | 5 | 102.0 |
| 5. Jake Plummer, Den. | 259 | 168 | 64.9 | 2,090 | 13 | 3 | 101.7 |

WINNING ISN'T EVERYTHING?

BEST REGULAR-SEASON WINNING PERCENTAGE BY A QUARTERBACK, NFL, 2003-05

| Quarterback | Team | Record | Pct. |
|-------------------|--------------|--------|-------|
| 1. Tom Brady | New England | 38-10 | 79.2% |
| Peyton Manning | Indianapolis | 38-10 | 79.2% |
| 3. Jake Plummer | Denver | 32-11 | 74.4% |
| 4. Donovan McNabb | Philadelphia | 29-11 | 72.5% |
| 5. Michael Vick | Atlanta | 22-12 | 64.7% |

(12/17) that clinched a playoff berth, Plummer hit 20-of-37 passes (54.1%) for 259 yards with two touchdowns and no interceptions. Plummer's touchdown pass to Wesley Duke against the Bills was the 150th of his career as well as the first of the rookie tight end's career. Plummer also eclipsed the 3,000-yard passing plateau on a 5-yard completion to tight end Stephen Alexander in the fourth quarter against Buffalo. Plummer helped the Broncos secure the AFC West title as well as the No. 2 seed in the conference's playoffs with a 19-of-29 (65.5%), 268-yard performance vs. Oak. (12/24). With the Broncos' playoff position already set, Plummer started but saw limited action in their regular-season finale at S.D. (12/31) and was replaced by Bradlee Van Pelt to begin the second half.

2004: Plummer's creativity behind center resulted in several miraculous performances during the year as he completed 303-of-521 passes (58.2%) for 4,089 yards with 27 touchdowns and 20 interceptions while adding 202 rushing yards with one touchdown in 16 regular-season starts. Plummer set a Broncos single-season record in passing yards (4,089) and tied the franchise's single-year touchdown pass mark (27), records that John Elway had sole possession of at the beginning of the season. In attempting every one of his team's passes, he became the first quarterback in franchise history and was one of only two quarterbacks (New Orleans' Aaron Brooks) in 2004 to accomplish that feat. With the help of one of the NFL's top offensive lines, Plummer was sacked only 15 times in 2004 to set a franchise record for fewest quarterback takedowns in a season (previous best was 22 in 1971). Plummer, selected AFC Offensive Player of the Week for Wk. 16 and named offensive co-captain, ranked third in the AFC (4th in NFL) in passing yards and ranked third in the AFC (eighth in NFL) in completions. His touchdown total, a single-season career high, tied for third in the AFC (T-7th in NFL) and he directed the Broncos to four fourth quarter or overtime game-winning or game-tying drives on the year (vs. K.C. 9/12, at T.B. 10/3, vs. Car. 10/10 and vs. Mia. 12/12) to increase his career total to 26. Plummer became only the second quarterback in Broncos history (Craig Morton in 1981) to throw eight touchdowns in a two-game span with four touchdowns in each game vs. Hou. (11/7) and vs. Atl. (10/31). He completed 24-of-34 passes (70.6%) for 284 yards with two touchdowns and one interception in the Broncos' AFC Wild Card Game at Ind. (1/9). He compiled a 103.1 passer rating (the fourth-highest single-game passer rating in Broncos postseason history) against the Colts that came largely from a strong second half in which he led the Broncos to 21 points, which tied for the franchise's fourth-highest postseason point total in a half. Plummer directed the Broncos to a win in their season opener vs. K.C. (9/12) by completing 18-of-29 passes (62.1%)—with completions to eight different Broncos—for 230 yards with two touchdowns and two interceptions. Plummer, who completed a 58-yard pass against the Chiefs, also had a career-high eight rushes. He racked up 294 yards and two touchdowns on 25-of-36 passing (69.4%) two weeks later vs. S.D. (9/26). His 294 passing yards were the most he had in a game since Nov. 18, 2001, vs. Detroit. In the second quarter against the Chargers, he moved into 10th place on the Broncos' all-time passing yards list, ahead of John McCormick. He guided Denver to a win at T.B. (10/3) with 138 yards on 13-of-30 passing (43.3%) with one touchdown and no interceptions. He efficiently managed Denver's offense in the fourth quarter against the Buccaneers as the Broncos held onto the ball for 13:20 in the final period. After throwing a pair of third-quarter interceptions vs. Car. (10/10), Plummer bounced back by directing the Broncos to his 19th career comeback victory against the Panthers when his 39-yard touchdown pass in the corner of the end zone to Ashley Lelie capped off an 87-yard drive early in the final period. Plummer, who finished the game with 226 yards on 17-of-29 passing (58.6%), directed his 25th game-winning or game-tying scoring drive in the fourth quarter or overtime against the Panthers. He tossed three touchdowns, all of which occurred in the first half, at Oak. (10/17) in throwing for 190 yards on 11-of-20 passing (55.0%) with one interception to lead the Broncos' offense to 31 unanswered points and the franchise's largest margin of victory (28 pts.) in a road game against the Raiders. His performance at Oakland was his seventh career game with three or more touchdowns, and it marked the third contest in which he threw three scores in a half. On *Monday Night Football* in his 100th career start at Cin. (10/25), Plummer completed 23-of-40 passes (57.5%) for 221 yards with one touchdown and two interceptions. He moved into ninth place on the Broncos' all-time passing yardage list (ahead of Mickey Slaughter) and

PLUMMER AVOIDS INTERCEPTIONS

MOST CONSECUTIVE PASSES WITHOUT AN INTERCEPTION, NFL, 1996-2005

| Quarterback | Year(s) | Attempts |
|-------------------------|---------|----------|
| 1. Rich Gannon, Oak. | 2001 | 277 |
| 2. Aaron Brooks, N.O. | 2003-04 | 256 |
| 3. Neil O'Donnell, Cin. | 1998 | 238 |
| 4. Jake Plummer, Den. | 2005 | 229 |
| 5. Troy Aikman, Dal. | 1999 | 216 |

THE START OF SOMETHING GOOD

MOST STARTS BY NFL QUARTERBACKS SINCE 1997

| Quarterback | Starts |
|---|------------|
| 1. Brett Favre, G.B. | 144 |
| 2. Drew Bledsoe, N.E./Buf./Dal./ Peyton Manning, Ind. | 128 |
| 4. Jake Plummer, Den. | 125 |
| Steve McNair, Ten. | 125 |

passed Steve DeBerg for eighth place on the franchise's all-time completions list against the Bengals. He posted the ninth-highest single-game yardage mark in NFL history and set a franchise record with 499 passing yards on 31-of-55 passing (56.3%) with four touchdowns and three interceptions vs. Atl. (10/31). His four touchdowns against the Falcons tied a career high and were spread out to four different receivers on scoring drives that were all 69 yards or longer, including an 80-yard touchdown strike to Rod Smith in the first quarter that tied for the longest completion of his career (he also threw an 80-yd. TD pass at St. Louis 12/15/02). Additionally, he moved ahead of DeBerg for eighth place on the Broncos' all-time passing yards list against the Falcons. In throwing for four touchdowns and 234 yards in a 16-of-24 (66.7%) performance vs. Hou. (11/7), Plummer set a single-game career best with a 137.8 passer rating. He connected with four different Denver players on his scoring passes, including three in the first half to mark the fourth time in his career he accomplished that feat in a half. He was extremely efficient in Denver's game at N.O. (11/21) and finished the day throwing two touchdowns, which moved him ahead of Steve Ramsey for seventh place on the Broncos' all-time touchdown passes list (35), and totaling 224 yards on 19-of-29 (65.5%) passing. In snowy, frigid conditions at night vs. Oak. (11/28), he completed a career-long 85-yard touchdown pass, the eighth-longest passing play in team history, to Rod Smith in the second quarter and finished the game 14-of-23 (60.9%) for 245 yards with one touchdown and one interception. At K.C. (12/19), Plummer completed 23-of-41 passes (56.1%) for 292 yards with one touchdown and two interceptions while also recording a season-best 22-yard run on a scramble. His touchdown pass, a 22-yarder to Smith, in Kansas City moved him ahead of Elway (22 in 1985 and 1998) into sixth place on the Broncos' all-time single-season touchdown list. Plummer completed his first eight passes at Ten. (12/25) and ended the first quarter with a perfect 158.3 passer rating on the way to completing 21-of-26 passes (80.1%) for 303 yards, two touchdowns and one interception for a final 124.8 rating. His play against the Titans moved the quarterback into fifth place on Denver's all-time single-season touchdown list (ahead of Frank Tripucka - 24 in 1960) and into fourth place on the Broncos' all-time single-season passing yards list (ahead of John Elway - 3,635 in 1997). He led the Broncos to a win vs. Ind. (1/2), securing the team's second consecutive playoff berth in a game in which he broke John Elway's single-season franchise record for passing yards (4,030 in 1993) and tied Elway's franchise-best single-season touchdown mark (27 in 1997). He completed 17-of-30 passes (56.7%) against the Colts for 246 yards with two touchdowns, including a 38-yarder, with no interceptions while recording his first rushing touchdown (5 yds.) of the season on the way to earning AFC Offensive Player of the Week honors. His 23-yard pass to tight end Jeb Putzier in the third quarter against the Colts put him over the team's all-time single-season yardage mark while a 5-yard touchdown to tight end Patrick Hape tied him atop Denver's single-season passing touchdown list.

2003: Plummer started 11-of-16 games in his first year with the Broncos, missing Wk. 6 (vs. Pit. 10/12) because of a right shoulder injury, Wks. 7-9 (at Min. 10/19; at Bal. 10/26 and vs. N.E. 11/3) because of a broken left foot and Wk. 17 to rest after clinching a playoff spot a week earlier. He completed 189-of-302 passes (a career-best 62.6%) for 2,182 yards with 15 touchdowns (7th in NFL) and seven interceptions for a career-best passer rating of 91.2 that ranked fourth in the AFC (5th in NFL). An offensive co-captain and AFC Offensive Player of the Week for Wk. 3, Plummer's TD/INT ratio of 15/7 was the best of his career (2.1/1), topping his previous best of 18/14 (1.3/1) in 2001. He also rushed 37 times for 205 yards (5.5 avg.) with three touchdowns. He displayed remarkable consistency, compiling a streak of 139 passes without an interception over a period of four-plus games early in the season in which he totaled 10 scoring passes. In the Broncos' AFC Wild Card Game at Ind. (1/4), he started and completed 23-of-30 passes (career postseason best 76.7%) for 181 yards with one touchdown and two interceptions for a passer rating of 74.4. Plummer started and made his Broncos debut in the season opener at Cin. (9/7) and completed 12-of-25 pass attempts (48.0%) for 115 yards with three interceptions. At S.D. (9/14), he completed 9-of-13 passes (69.2%) for 94 yards with three touchdowns in less than a half of football. Two of his touchdown throws came in the opening quarter, marking a first for his career. Plummer suffered a first-degree separation of his right shoulder with 8:11 remaining in the second quarter while rushing the ball for a 2-yard gain and a Broncos first down on a fourth-and-1 play from the Chargers' 5-yard line. Two plays later, he threw his third touchdown of the day to tackle Cooper Carlisle (6 yds.) before leaving the game for good. In the home opener vs. Oak. (9/22) on *Monday Night Football*, Plummer overcame soreness from the previous week's shoulder injury to complete 14-of-21 passes (66.7%) for 197 yards with two touchdowns while adding five rushes for 48 yards (9.6 avg.) with one touchdown. His game against the Raiders earned him AFC Offensive Player of the Week honors, the *MNF* Horse Trailer Player of the Game award and the Snickers Hungriest Player Award. With both passing touchdowns coming in the opening quarter, it marked the second consecutive week that he had thrown for two scores in the first quarter; the first two times of his career. His 40-yard run in the second quarter was the longest of his career and the longest rush ever by a Broncos quarterback, topping Bobby Brister's 38-yard touchdown run at Kansas City on Nov.

DENVER'S ALL-TIME TOP-RATED PASSER

BEST PASSER RATING, BRONCOS, ALL-TIME

| Quarterback | Years | Passer Rating |
|------------------------|----------------|---------------|
| 1. Jake Plummer | 2003-05 | 88.1 |
| 2. Brian Griese | 1998-02 | 84.1 |
| 3. John Elway | 1983-98 | 79.9 |
| 4. Craig Morton | 1977-82 | 78.8 |
| 5. Charley Johnson | 1972-75 | 73.1 |

16, 1998, also on *Monday Night Football*. The next week vs. Det. (9/28), Plummer completed 25-of-34 passes (73.5%) for 277 yards with two touchdowns while leading the team in rushing with 40 yards on six carries (6.7 avg.). In the first half against the Lions, he completed 16 consecutive passes, tying the fourth-longest streak in franchise history (third longest in one game) and helping him record a 73.5 completion percentage for the second-best percentage of his career. At K.C. (10/5), he completed 20-of-38 passes (52.6%) for 220 yards with one touchdown. With the touchdown, he extended his streak to eight touchdowns with no interceptions since Wk. 2. Returning to the lineup vs. S.D. (11/16) after missing four games (1 with a right shoulder injury and 3 with a left foot injury), Plummer showed no ill effects of the layoff by completing 23-of-34 passes (67.6%) for 253 yards with three touchdowns while throwing one interception for a passer rating of 106.6. All three of his touchdowns went to tight end Shannon Sharpe, which made Sharpe the NFL's all-time leader in touchdown receptions by a tight end. He also tossed Rod Smith's 600th career reception, making Smith the 31st player in NFL history to achieve that number. Plummer's interception was his first since the season opener at Cin. (9/7), snapping a personal-best streak of 139 attempts without an interception. During that span, he threw 10 touchdown passes. In a key divisional rematch vs. 11-1 K.C. (12/7), Plummer operated the offense with precision, completing 20-of-29 passes (69.0%) for 238 yards with a touchdown for a passer rating of 105.2 in a 45-27 Broncos win. Plummer completed 22-of-36 passes (61.1%) for 269 yards with one interception vs. Cle. (12/14) for a passer rating of 72.6. He also rushed one time for 23 yards, which proved crucial as he put the Broncos near field-goal position on their first play from scrimmage in overtime. The win marked Plummer's first fourth-quarter or overtime game-winning or game-saving drive as a Bronco and was the 22nd of his career. A week later at 11-3 Ind. (12/21), Plummer engineered the Broncos' biggest road victory in years with his execution of the offense, lifting Denver into the playoffs for the first time since 2000. He completed 14-of-17 passes (82.4%) for 238 yards with a touchdown and ran for two more scores. Plummer overcame an early interception that was returned for a touchdown to complete 14 of his final 16 passes in directing the win. His 82.4 completion percentage was a career high while his 60-yard completion to Ashley Lelie was a season high. Plummer was inactive at G.B. (12/28) with a playoff spot secured.

2002: Plummer threw 18 touchdown passes for the second consecutive year to match a single-season best and finished his final season in Arizona with a 65.7 passer rating and 5.61 average-per-attempt. Overall, he started all 16 games and completed 284-of-530 passes (53.6%) for 2,972 yards with 18 touchdowns and 20 interceptions. Plummer rushed 46 times for 283 yards (6.2 avg.)—both single-season career highs—and two scores. At Sea. (9/15), Plummer had 10 completions in 22 attempts (45.5%) for 107 yards and engineered key second-half touchdown drives of 84 and 90 yards for his 17th career comeback victory. Reaching a career milestone, Plummer eclipsed the 15,000-yard passing mark in the first quarter vs. S.D. (9/22) with a 65-yard scoring strike to MarTay Jenkins, achieving the mark in his 71st career game. He finished the contest completing 16-of-36 passes (44.4%) for 229 yards. Against NYG (9/29), Plummer hit 23-of-32 passes (71.9%) for 168 yards to earn his 18th career comeback victory in 21-7 win by guiding the Cardinals to two fourth-quarter touchdowns. Plummer posted another steady performance in a win at Car. (10/6) by completing 18-of-40 passes (45.0%) for 221 yards to earn his 19th career comeback victory. Plummer authored career comeback victory No. 20 in a 9-6 overtime win vs. Dal. (10/20), connecting on 23-of-46 passes (50.0%) for 232 yards and adding another 46 yards on four carries (11.5 avg.). The key play against Dallas, in overtime, set the table for a game-winning field goal as he and wide receiver David Boston pulled off an improvisation that resulted in a 20-yard interference call to set up a 40-yard field goal four plays later. Plummer overcame a difficult start at S.F. (10/27) after the Cardinals fell to 31-7 deficit at halftime by rallying in the second half to score on three consecutive possessions, beginning with a 34-yard touchdown scramble up the middle to cut the deficit to 31-14. He had an impressive first half vs. Stl. (11/3) by completing 11-of-14 passes (78.6%) for 124 yards, including a 7-yard touchdown to Frank Sanders. Plummer opened the game at Phi. (11/17) with six consecutive completions and threw two first-half touchdown passes of 12 yards to rookie Jason McAddley and two yards to fullback Joel Makovicka. He finished the game 20-of-35 (57.1%) for 170 yards with one interception. In an efficient performance vs. Det. (12/8), Plummer completed 24-of-43 passes (55.8%) for 228 yards with two touchdowns and just one interception in the Cardinals' 23-20 overtime win. Plummer capped a solid day by arching a touch pass to Kevin Kasper for a diving, 23-yard gain on third-and-7 in overtime that advanced the ball to the Detroit 28-yard line to set up the game-winning field goal three plays later to mark his 21st career comeback victory. In producing one of his best efforts of the season, Plummer completed 17-of-27 passes (63.0%) for 258 yards with two touchdown passes at Stl. (12/15). He brought the Cardinals back from a 24-7 halftime deficit with an outstanding third quarter in which he completed 5-of-5 passes for 135 yards, highlighted by an 80-yard scoring connection to Marcel Shipp for the longest touchdown pass of his career at the time. Plummer began the season finale at Den. (12/29)—his final game with the Cardinals before joining

CATCH ME IF YOU CAN

FEWEST SACKS PER PASS ATTEMPT. NFL, 2003-05 (MIN. 450 ATTEMPTS)

| Quarterback | Starts | Sacks | Pass Plays | Sack Ratio |
|------------------------------|-----------|-----------|--------------|--------------------|
| 1. Peyton Manning, Ind. | 48 | 48 | 1,564 | 1/32.6 att. |
| 2. Brett Favre, G.B. | 48 | 55 | 1,673 | 1/30.4 att. |
| 3. Jake Plummer, Den. | 43 | 51 | 1,330 | 1/26.1 att. |
| 4. Carson Palmer, Cin. | 29 | 44 | 985 | 1/22.4 att. |
| 5. Steve McNair, Ten. | 36 | 52 | 1,143 | 1/22.0 att. |

the Broncos —with an effective first half of 10 completions in 18 attempts (55.6%) for 91 yards and a 1-yard scoring connection to Kasper that pulled the Cardinals within 9-7 at halftime. He struggled in the second half against the Broncos, however, with just three completions in nine attempts before he was pulled for Josh McCown midway through the fourth quarter.

2001: Plummer received high marks for exhibiting patience, intelligence and judgment in an efficient season for the Cardinals and joined New York Giants passer Kerry Collins as the only two quarterbacks to take every snap from center for their teams. He completed 304-of-525 pass attempts (58.0%) for 3,653 yards with 18 touchdowns and 14 interceptions. Additionally, he rushed 35 times for 163 yards (4.7 avg.). Plummer finished as the NFL leader with 1,277 fourth-quarter passing yards and threw 10 touchdown passes in the final period to tie with San Francisco's Jeff Garcia for tops in the NFC. At the conclusion of the season, he had a stretch of 142 passes without an interception until a fourth-quarter toss at Was. (1/6) bounced off the hands of an intended receiver into the arms of a Redskins defender. The pick marked only his second interception in his final 205 attempts of the season. During the year, Plummer engineered his 13th, 14th, 15th and 16th career comeback victories. Additionally, the four touchdown passes and only one interception vs. Det. (11/18) helped him finish the season with a positive (+4) touchdown-to-interception ratio for the first time in his career. In the season opener vs. Den. (9/23), he completed a 26-yard strike to David Boston on the first play of game to surpass the 11,000-yard career passing mark. Plummer finished the game completing 16-of-28 passes (57.1%) for 242 yards with one touchdown and one interception. Against Atl. (9/30), he had an impressive completion mark of 65.7 percent on 23-of-35 passes for 276 yards, including a stretch of 11 consecutive pass completions but tossed three interceptions in the contest. Plummer spun his fourth-quarter comeback magic for the 13th time in his career and fifth against the Eagles with a 21-20 win at Phi. (10/7), completing 18-of-32 passes (56.3%) for 238 yards with two touchdowns and one interception. He guided the team on a 74-yard, eight-play game-winning drive against Philadelphia that took just 64 seconds and culminated with a 35-yard scoring pass to MarTay Jenkins. Plummer demonstrated impressive game management in a win vs. Det. (11/18), compiling his 14th career comeback victory after bringing Arizona back from a 31-21 fourth-quarter deficit and finishing the game 21-of-33 (63.6%) for 334 yards with four touchdowns. The 45 points scored against Detroit tied for the most by a Cardinals team since the franchise scored 49 vs. New Orleans in 1977. Authoring his 15th career comeback win at S.D. (11/25), he completed 19-of-31 attempts (61.3%) for 241 yards against the Chargers, including a 37-yard scoring toss to David Boston in the second quarter. Plummer etched career comeback No. 16 in the books with a 34-31 overtime victory at Oak. (12/2). Hidden in his 22-of-38 (57.9%), 249-yard effort against the Raiders was his outstanding second-down numbers of 12-of-14 (85.7%) for 182 yards. Plummer connected on 17-of-31 passes (54.8%) for 144 yards vs. Dal. (12/23), including a key 58-yard completion to Frank Sanders in second quarter to set up the go-ahead touchdown. He came back the next week at Car. (12/30) and hit 12-of-23 passes (52.2%) for 173 yards and a pair of scoring passes to Boston to enjoy his third consecutive game without an interception and a 30-7 win.

2000: As a 14-game starter for Arizona, Plummer completed 270-of-475 pass attempts (56.8%) for 2,946 yards with 13 touchdowns and 21 interceptions, and his passer rating of 66.0 was nearly 16 points higher than his 50.8 figure a year ago. Plummer had touchdown passes of 50 yards or more in three consecutive games (Wks. 5-7), matching the same feat accomplished by Neil Lomax in 1983. Plummer was named NFC Offensive Player of the Week after the Cardinals' 32-31 win vs. Dal. (9/10). In the game, he posted a career-best 75 percent completion figure (18-of-24) in bringing the Cardinals back from an 11-point deficit with two fourth-quarter touchdown passes for his 12th career comeback victory. Plummer had an efficient, mistake-free effort in a 29-21 victory vs. Cle. (10/8) by completing 17-of-30 passes (56.7%) for 171 yards with two touchdowns and no interceptions. Against Was. (11/5), he completed 12-of-19 passes (63.2%) for 146 yards and was able to pull out a pivotal 16-15 victory. With 146 passing yards against the Redskins, Plummer became the fastest Cardinal to reach 10,000 career passing yards in only his 47th appearance. He endured a tough day at Phi. (11/19), leaving the game twice with his final exit coming early in the fourth quarter to clear the way for backup quarterback Dave Brown to finish the game. He left the Eagles' game with bruised ribs and a sprained thumb and was downgraded to the emergency quarterback the next week vs. NYG (11/26). Back in the lineup at Cin. (12/3), Plummer connected on 22-of-44 attempts (50.0%) for 278 yards with a pair of scoring strikes, hooking up with David Boston for 38 and 15-yard touchdowns. He was inactive at Jac. (12/10) while recovering from rib/sternum injuries. He returned vs. Bal. (12/17) and performed impressively against the NFL's top defense, throwing for 266 yards on 23-of-43 passing (53.5%) with one touchdown and two interceptions. Plummer concluded the year completing 14-of-31 passes (45.2%) for 144 yards with three interceptions at Was. (12/24).

PLUMMER GETTING BETTER WITH AGE

| | Win/Loss | Win Pct. | Passer Rating | TD/INT Ratio | Comp. Pct. | Passing Yds/Gm. |
|-------------------|----------|----------|---------------|--------------|------------|-----------------|
| Arizona (1997-02) | 30-52 | 36.6 | 69.1 | 90-114 (-24) | 56.1 | 208.7 |
| Denver (2003-05) | 32-11 | 74.4 | 88.1 | 60-34 (+26) | 60.1 | 224.1 |

1999: Plummer was hampered by injuries throughout most of the season after suffering a sprained thumb in Arizona's second preseason game, a broken finger midway through the year and nagging hip and groin injuries. He played 12 games (11 starts)—missing four games midway through the year with a finger injury—and completed 201-of-381 passes (52.8%) for 2,111 yards with nine touchdowns and 24 interceptions. The thumb injury came on a preseason sack vs. Ten. (8/20). He was diagnosed with a sprained thumb, and Plummer saw little or no practice time in the coming weeks while the injury healed. The inactivity hampered his play in the first six weeks of the regular season as he completed 93-of-181 passes (51.4%) for 928 yards with three touchdowns and 14 interceptions. A broken finger vs. Was. (10/17) forced him to miss the next five starts (did not play for four consecutive games and played but did not start at NYG 11/28). On the opening possession of second half against the Redskins, Plummer was sacked by Washington linebacker Shawn Barber, who came in untouched on a blindside hit. X-rays disclosed a spiral fracture on his ring finger (right hand) that ultimately sidelined Plummer for the next five weeks. Plummer returned to action by opening the second half at NYG (11/28) in relief of Dave Brown with the Cardinals down 10-6 at halftime. On his second possession, Plummer drove the Cardinals 16 yards in five plays for a 2-yard scoring toss. He later threw another touchdown against the Giants on a drive in which he completed five consecutive passes. Returning to the field as a starter the next week vs. Phi. (12/5), Plummer completed 8-of-15 passes (53.3%) for 53 yards after three quarters and faced a 17-7 deficit entering the final period. He rallied the Cardinals in the fourth quarter with two touchdowns in the final five minutes for his 11th come-from-behind victory by completing 12-of-19 passes (63.2%) for 126 yards, throwing for one touchdown and running for another in their 21-17 win. At Atl. (12/26), he guided the Cardinals to scoring drives of 86 yards (13 plays) and 74 yards (8 plays) and finished the game completing 15-of-26 passes (57.7%) for 217 yards with two interceptions. Plummer concluded the year with a career-high 35 completions on 57 attempts (61.4%) for 396 yards, a pair of touchdowns and three interceptions at G.B. (1/2). He was excellent on first downs, completing 20-of-29 attempts (69.0%) for 246 yards while converting third-down situations with pass completions for first-down yardage on seven occasions.

1998: Plummer—second to Green Bay's Brett Favre in the NFC with 547 pass attempts and 324 completions—earned Pro Bowl alternate status in a breakout season for the Cardinals. In starting all 16 regular-season games, he threw for 3,737 yards with 17 touchdowns and 20 interceptions, compiling a 75.0 passer rating en route to guiding Arizona to its first postseason victory in 51 seasons and first postseason berth since 1982. The NFL's Player of the Week for Wk. 16, Plummer directed the Cardinals to an NFL single-season record seven wins in eight games decided by three points or less. He guided Arizona to a 20-7 upset victory in an NFC Wild Card Game at Dal. (1/2), completing on 19-of-36 passes (52.8%) for 213 yards with two touchdowns and two interceptions while avoiding a sack for only the second time on the year. Plummer played a key role in the win against Dallas, which marked the franchise's first postseason win since 1947. In an NFC Divisional Playoff Game at Min. (1/10), he recorded 242 yards passing on 23-of-41 attempts (56.1%) with two interceptions. He settled down in the second half to complete 17-of-29 passes (58.6%) for 177 yards. He opened the season completing 14-of-36 passes (42.4%) for 166 yards with no touchdowns or interceptions in a loss at Dal. (9/6). He struggled at Sea. (9/13) against a pass rush that sacked him seven times and pressured him throughout the game. Displaying patience with 137 yards on 21-of-35 passing (60.0%) in the home opener vs. Phi. (9/20), Plummer connected on a key 7-yard scoring play to tight end Johnny McWilliams on third-and-7 with seven minutes left to give the Cardinals a 10-3 lead. Plummer played an efficient, near error-free game at Stl. (9/27) with 211 yards on 21-of-31 passing (67.7%) with one touchdown and one interception. He completed his final five passes against the Rams, including a 4-for-4 stretch covering 21 yards on the game-winning 10-play, 75-yard scoring drive. Against Chi. (10/11), Plummer finished with a 72 percent completion mark on 18-of-25 passing to total 157 yards. He posted outstanding third-down numbers against the Bears, completing 7-of-10 attempts (70.0%) for 67 yards. At Det. (11/1), he engineered a hard-fought 17-15 victory. He tossed a 16-yard scoring pass to Frank Sanders against the Lions midway through the second period before finding Rob Moore for a 36-yard scoring strike in the second half and finished the game 15-of-25 (60.0%) for 198 yards with two touchdowns and one interception. Plummer completed a franchise-record 15 consecutive completions vs. Was. (11/8) to open the second half of the game and completed 22-of-30 attempts (73.3%) for 186 yards with one touchdown on the day for a single-game best 73.3 completion percentage. At the end of the Redskins game, he took the Cardinals 50 yards in five plays on a drive that covered just 22 seconds to set up the game-winning field goal with two seconds left. Playing before a national television audience and sold-out Sun Devil Stadium vs. Dal. (11/15), Plummer authored one of the most improbable comeback efforts in recent NFL history as he rallied the Cardinals from a 28-0 deficit. He compiled 465 passing yards—314 in the second half—in a furious comeback to bring Arizona to within a 35-28 score and holding the football on the Cowboys' 5-yard line. Had either of the two game-ending end zone incompletions been completed and led to a Cardinals victory, the outcome would have equaled the greatest regular-season comeback in NFL history, matching an effort authored by quarterback Joe Montana vs. New Orleans, Dec. 7, 1980, when the 49ers overcame a 35-7 deficit and won 38-35 in overtime. In the second half alone, Plummer completed 18-of-33 attempts (54.5%) for 314

THE COMEBACK KID

Jake Plummer has posted 28 game-saving or game-tying drives in the fourth quarter and 21 game-winning comeback drives in the fourth quarter or overtime, a total that ranks second among active NFL quarterbacks.

MOST COMEBACKS SINCE 1995, ACTIVE NFL QBs

| Quarterback | Team | Comebacks |
|------------------------|--------------------------------------|-----------|
| 1. Drew Bledsoe | New England/Buffalo/Dallas (1997-05) | 24 |
| 2. Jake Plummer | Arizona/Denver (1997-05) | 21 |
| 3. Peyton Manning | Indianapolis (1998-05) | 19 |

yards and two touchdowns while totaling three touchdowns and one interception for the contest. His 465 passing yards against Dallas set a Sun Devil Stadium NFL high and ranked third overall in Cardinals history. His yardage total against Dallas was just five yards shy of most by a second-year player in NFL history behind Dan Marino (470 in 1984), Vinny Testaverde (469 in 1988) and Johnny Lujack (468 in 1949). At Was. (11/22), Plummer led the Cardinals to a 31-0 lead in first half on his way to completing 17-of-28 passes (60.7%) for 251 yards with two touchdowns and one interception. Additionally, he ran for three scores to match the highest total by an NFL quarterback in a game since New Orleans' Archie Manning totaled that number against Chicago on Oct. 2, 1977. Plummer authored his seventh fourth-quarter comeback victory at Phi. (12/13) in an overtime victory after throwing for 234 yards on 18-of-26 passing (69.2%) with one touchdown and one interception. Plummer celebrated his 24th birthday (12/19) with another impressive comeback effort vs. N.O. (12/20). Against the Saints, he completed 32-of-44 passes (72.7%) for 394 yards with no touchdowns and one interception to earn the NFL's Player of the Week award. He took the Cardinals 73 yards on six plays with just 1:21 left against the Saints to allow kicker Chris Jacke to hit a game-winning 36-yard field goal as time expired. Against S.D. (12/27) in the regular-season finale, he delivered the Cardinals their first postseason berth since 1982 by engineering a drive that ended with a 52-yard game-winning field goal by Jacke in the 16-13 victory.

1997: Plummer established himself, to quote former San Francisco 49ers Head Coach and Pro Football Hall of Famer Bill Walsh, as "one of the bright young stars in the NFL in years" with his memorable rookie season. He opened the campaign as the third quarterback behind starter Kent Graham and back-up Stoney Case and was elevated on the depth chart after Graham suffered a knee injury in the Cardinals' sixth game. Inactive for the first six games, Plummer saw his first NFL action at Phi. (10/19) and totaled 10 appearances (9 starts) on the year, setting a Cardinals rookie passing record by completing 157-of-296 passes (53.0%) for 2,203 yards with 15 touchdowns and 15 interceptions while setting an NFL rookie single-game passing record with 388 passing yards in a game. In what amounted to little more than one-half of a season, he nearly equaled the season touchdown pass totals of such marquee quarterbacks as San Francisco's Steve Young (19), Dallas' Troy Aikman (19) and Miami's Dan Marino (16). Plummer's average per attempt of 7.44 yards ranked sixth in the league, and he led the NFL with an average-per-completion mark of 14 yards. During Plummer's NFL debut at Phi. (10/19), he played briefly and completed 5-of-9 passes (55.6%) for 98 yards, including a 31-yard touchdown to Kevin Williams that marked the first scoring pass of his career. He entered the game against the Eagles at 10:26 of the fourth quarter with the ball on the Cardinals' 2-yard line and marched the club 98 yards for a touchdown in 14 plays, the longest touchdown drive in the NFL in 1997. He also became the first NFL quarterback to take his team more than 66 yards for a score in his first possession. In his fourth NFL start at NYG (11/16), Plummer set an NFL rookie single-game passing record with 388 yards, breaking Aikman's previous mark (379 yards) that was established against the Cardinals in 1989. His four touchdown passes vs. Was. (12/7) were the most by an NFL rookie since Bledsoe also notched four in 1993. Plummer joined Aikman, Bledsoe and Jim Plunkett as the only NFL quarterbacks to throw four touchdown passes in one game as rookies and was named NFC Offensive Rookie of the Month for November after completing 76-of-133 passes (57.1%) for 1,156 yards with five touchdowns for a passer rating of 82.7. Plummer started vs. Phi. (11/2) but struggled through three quarters before Graham relieved him in the fourth period of Arizona's win. He completed 13-of-22 passes (59.1%) for 148 yards at Dal. (11/9) and gained 51 yards on seven rushing attempts (7.3 avg.). The next week, he established an NFL rookie passing mark at NYG (11/16) with 388 yards on 22-of-33 passing (66.7%), including scrambling away from pressure for a 70-yard scoring toss to Frank Sanders on the third play of the second half that marked Arizona's longest play from scrimmage in 1997. Plummer fought through a frustrating first half at Bal. (11/23) but responded in the second half to connect with Sanders on a 4-yard touchdown pass on fourth down with four minutes left in the game and total 218 passing yards on 19-of-34 passing (55.9%). He took the Cardinals 55 yards in six plays, using only 34 seconds, with four completions in five attempts to set up a game-winning 43-yard field goal. Plummer was effective vs. Was. (12/7), accumulating 337 yards and four touchdowns on 19-of-38 passing (50.0%) while bringing Arizona back from numerous deficits along the way. The highlight of the game was a 37-yard touchdown toss to tight end Chris Gedney in the third quarter when Plummer rolled out on a naked bootleg, faked a Redskins defender in the flat and delivered a perfect throw to the middle of the field. Plummer cruised through an impressive first half at N.O. (12/14) on 13-of-21 passing (61.9%) for 142 yards. He guided the Cardinals on a 15-play, 80-yard scoring march to open the game and stake Arizona to a 7-0 lead against the Saints. Plummer later scrambled 10 yards for his first NFL rushing touchdown to cap the drive in a run reminiscent of his Rose Bowl touchdown against Ohio State as he stepped around numerous defenders and dove head first into the end zone. In the season finale vs. Atl. (12/21), he completed 19-of-39 passes (48.7%) for 237 yards with three touchdowns and two interceptions while adding a rushing score in a comeback win.

COLLEGE: Plummer captured the hearts and imagination of college football fans with his exciting, improvisational style that carried Arizona State University to an undefeated 1996 regular season and a trip to the Rose Bowl. He finished third in the Heisman Trophy balloting, which was the highest finish for a Pac-10 Conference player since Washington defensive tackle Steve Emtman placed fourth in 1991. A four-year starter who started 40 consecutive games, Plummer set ASU career records for completions (632), pass attempts (1,142) and passing yards (8,827) with the latter surpassing the mark (6,717 yards) of former Dallas Cowboys signal-caller Danny White (1971-73). His 65 touchdown passes also surpassed White's Sun Devils record. Only Steve Stenstrom of Stanford (75 touchdowns, 1991-94) and John Elway of Stanford (77 touchdowns, 1979-82) threw more touchdown passes in Pac-10 Conference history. A consensus All-America selection, Plummer became the first Arizona State player to be voted Pac-10 Offensive Player-of-the-Year after capturing the award as a senior. As a senior, he completed 198-of-348 passes (56.9%) for 2,776 yards with 24 touchdowns while scoring four touchdowns on 95 rushing attempts. Additionally, he led ASU to a stunning 19-0 shutout of defending national champion Nebraska at Sun Devil Stadium, completing 20-of-36 passes (55.6%) for 292 yards. It marked the Cornhuskers' first loss since the 1993 Orange Bowl and their first regular-season setback since a 19-10 defeat to Iowa State in 1992. Earning first team All-Pac-10 Conference honors as a junior, he finished with 173 completions on 301 attempts (57.5%) for 2,222 yards with 17 touchdowns. In 1993, Plummer became the first true freshman quarterback to start at Arizona State since John Walker in 1984 and led the team to a 4-2 record as a starter, including wins in four of the last five outings.

PERSONAL: Plummer was an All-American at Capital High School in Boise, Idaho, after passing for 6,097 yards and 68 touchdowns in his final two years. He completed 205-of-297 passes (69.0%) and rushed for 645 yards and 10 touchdowns as a senior. A two-time All-Idaho selection as quarterback and punter, Plummer captained the football and baseball teams as a senior. He created the Jake Plummer Foundation in 1999, which was founded to provide opportunities for children's causes as well as raise funds and generate awareness for Alzheimer's disease organizations. His foundation holds a bowl-o-rama each spring, and the first five events in the Phoenix area raised approximately \$450,000 for Children's Hospital, the Alzheimer's Association and Homeward Bound. He held his first event in Denver in 2004, and the proceeds benefited the Alzheimer's Association and Family Tree. He filmed a public service announcement in 2004 honoring Pat Tillman, a teammate and friend at Arizona State, as well as all service men and women in the U.S. Military. Plummer won the nationally televised Quarterback Shootout in 1999 and 2000. Plummer's brother, Brett, holds Brown University's 800-meter dash record. Plummer was named the Denver Athletic Club's Professional Athlete of the Year for his performance with the Broncos in 2005. Plummer is an avid golfer and owns a Shepherd/Heeler dog named Ray-Rae. Jason Steven Plummer was born Dec. 19, 1974, in Boise, Idaho.

PLUMMER'S REGULAR SEASON RECORD

| Year | Club | PASSING | | | | | | | | | | | | |
|-----------------------|---------|------------|------------|--------------|--------------|-------------|---------------|-------------|------------|------------|------------|------------|------------|------------------|
| | | G | S | Att. | Comp. | Pct. | Yds. | Yds./Att. | TD | % | Int. | % | LG | Sack/Yds. |
| 1997 | Arizona | 10 | 9 | 296 | 157 | 53.0 | 2,203 | 7.44 | 15 | 5.1 | 15 | 5.1 | 70t | 52/291 |
| 1998 | Arizona | 16 | 16 | 547 | 324 | 59.2 | 3,737 | 6.83 | 17 | 3.1 | 20 | 3.7 | 57t | 49/280 |
| 1999 | Arizona | 12 | 11 | 381 | 201 | 52.8 | 2,111 | 5.54 | 9 | 2.4 | 24 | 6.3 | 63 | 27/152 |
| 2000 | Arizona | 14 | 14 | 475 | 270 | 56.8 | 2,946 | 6.20 | 13 | 2.7 | 21 | 4.4 | 70t | 22/151 |
| 2001 | Arizona | 16 | 16 | 525 | 304 | 57.9 | 3,653 | 6.96 | 18 | 3.4 | 14 | 2.7 | 68t | 29/204 |
| 2002 | Arizona | 16 | 16 | 530 | 284 | 53.6 | 2,972 | 5.61 | 18 | 3.4 | 20 | 3.8 | 80t | 36/248 |
| 2003 | Denver | 11 | 11 | 302 | 189 | 62.6 | 2,182 | 7.23 | 15 | 5.0 | 7 | 2.3 | 60 | 14/73 |
| 2004 | Denver | 16 | 16 | 521 | 303 | 58.2 | 4,089 | 7.85 | 27 | 5.2 | 20 | 3.8 | 85t | 15/90 |
| 2005 | Denver | 16 | 16 | 456 | 277 | 60.7 | 3,366 | 7.38 | 18 | 3.9 | 7 | 1.5 | 72t | 22/135 |
| CAREER TOTALS | | 127 | 125 | 4,033 | 2,309 | 57.3 | 27,259 | 6.76 | 150 | 3.7 | 148 | 3.7 | 85t | 266/1,624 |
| BRONCOS TOTALS | | 43 | 43 | 1,279 | 769 | 60.1 | 9,637 | 7.53 | 60 | 4.7 | 34 | 2.7 | 85t | 51/298 |

| | | RUSHING | | | | | SCORING | | | | | |
|----------------|---------|---------|-------|------|-----|----|---------|-----|-----|-----|-----|------|
| Year | Club | Att. | Yds. | Avg. | LG | TD | TD | TDr | Tdp | TDr | 2pt | Pts. |
| 1997 | Arizona | 39 | 216 | 5.5 | 31 | 2 | 2 | 2 | 0 | 0 | 1 | 14 |
| 1998 | Arizona | 51 | 217 | 4.3 | 27 | 4 | 4 | 4 | 0 | 0 | 0 | 24 |
| 1999 | Arizona | 39 | 121 | 3.1 | 17 | 2 | 2 | 2 | 0 | 0 | 0 | 12 |
| 2000 | Arizona | 37 | 183 | 4.9 | 24 | 0 | 0 | 0 | 0 | 0 | 0 | 0 |
| 2001 | Arizona | 35 | 163 | 4.7 | 21 | 0 | 0 | 0 | 0 | 0 | 1 | 2 |
| 2002 | Arizona | 46 | 283 | 6.2 | 34t | 2 | 2 | 2 | 0 | 0 | 0 | 12 |
| 2003 | Denver | 37 | 205 | 5.5 | 40 | 3 | 3 | 3 | 0 | 0 | 0 | 18 |
| 2004 | Denver | 62 | 202 | 3.3 | 22 | 1 | 1 | 1 | 0 | 0 | 0 | 6 |
| 2005 | Denver | 46 | 151 | 3.3 | 22 | 2 | 2 | 2 | 0 | 0 | 0 | 12 |
| CAREER TOTALS | | 392 | 1,741 | 4.4 | 40 | 16 | 16 | 16 | 0 | 0 | 2 | 100 |
| BRONCOS TOTALS | | 145 | 558 | 3.8 | 40 | 6 | 6 | 6 | 0 | 0 | 0 | 36 |

ADDITIONAL STATISTICS: Caught his own pass for two yards in games vs. the N.Y. Giants (9/29/02) and at New Orleans (12/14/97). Miscellaneous tackles — 2005 (1), TOTAL (1).

PLUMMER'S POSTSEASON RECORD

| Year | Club | PASSING | | | | | | | | | | | | |
|-----------------------|---------|----------|----------|------------|------------|-------------|--------------|-------------|----------|------------|-----------|------------|-----------|--------------|
| | | G | S | Att. | Comp. | Pct. | Yds. | Yds./Att. | TD | % | Int. | % | LG | Sack/Yds. |
| 1998 | Arizona | 2 | 2 | 77 | 42 | 54.5 | 455 | 5.91 | 2 | 2.6 | 4 | 5.2 | 59 | 0/0 |
| 2003 | Denver | 1 | 1 | 30 | 23 | 76.7 | 181 | 6.03 | 1 | 3.3 | 2 | 6.7 | 34 | 2/5 |
| 2004 | Denver | 1 | 1 | 34 | 24 | 70.6 | 284 | 8.35 | 2 | 5.9 | 1 | 2.9 | 35t | 3/24 |
| 2005 | Denver | 2 | 2 | 56 | 33 | 58.9 | 420 | 7.50 | 2 | 3.6 | 3 | 5.4 | 42 | 5/19 |
| CAREER TOTALS | | 6 | 6 | 197 | 122 | 61.9 | 1,340 | 6.80 | 7 | 3.6 | 10 | 5.1 | 59 | 10/48 |
| BRONCOS TOTALS | | 4 | 4 | 120 | 80 | 66.7 | 885 | 7.38 | 5 | 4.2 | 6 | 5.0 | 42 | 10/48 |

| RUSHING | | | | | | SCORING | | | | | |
|----------------|---------|------|------|------|----|---------|----|----|----|-----|------|
| Year | Club | Att. | Yds. | Avg. | LG | TD | TD | TD | TD | 2pt | Pts. |
| 1998 | Arizona | 7 | 10 | 1.4 | 5 | 0 | 0 | 0 | 0 | 0 | 0 |
| 2003 | Denver | 3 | 18 | 6.0 | 10 | 0 | 0 | 0 | 0 | 0 | 0 |
| 2004 | Denver | 1 | 0 | 0.0 | 0 | 0 | 0 | 0 | 0 | 0 | 0 |
| 2005 | Denver | 14 | 38 | 2.7 | 8 | 0 | 0 | 0 | 0 | 0 | 0 |
| CAREER TOTALS | | 25 | 66 | 2.6 | 10 | 0 | 0 | 0 | 0 | 0 | 0 |
| BRONCOS TOTALS | | 18 | 56 | 3.1 | 10 | 0 | 0 | 0 | 0 | 0 | 0 |

PLUMMER'S SINGLE GAME HIGHS

(Postseason in parentheses)

Pass attempts — 57 at Green Bay, 1/2/00 (41 at Minnesota, 1/10/99). **Pass completions** — 35 at Green Bay, 1/2/00 (24 at Indianapolis, 1/9/05). **Yards passing** — 499 vs. Atlanta, 10/31/04 (284 at Indianapolis, 1/9/05). **Completion percentage** — 82.4% (14-17) at Indianapolis, 12/21/03 (76.7% (23-30) at Indianapolis, 1/4/04). **Touchdown passes** — 4, five times, last vs. Philadelphia, 10/30/05 (2, twice, last at Indianapolis, 1/9/05). **Longest pass completion** — 85t vs. Oakland, 11/28/04 (59 at Dallas, 1/2/99). **Rushing attempts** — 8 vs. Kansas City, 9/12/04 (7, twice, last vs. Pittsburgh, 1/22/06). **Yards rushing** — 51 at Dallas, 11/9/97 (30 vs. Pittsburgh, 1/22/06). **Longest rush** — 40 vs. Oakland, 9/22/03 (10 at Indianapolis, 1/4/04). **Rushing touchdowns** — 3 at Washington, 11/22/99 (none).

PLUMMER'S REGULAR SEASON TOP FIVE

Completions

35 — at Green Bay, 1/2/00 (57 att., 396 yds., 2TD, 3INT)
32 — vs. New Orleans, 12/20/98 (44 att., 394 yds., INT)
31 — vs. Atlanta, 10/31/04 (55 att., 499 yds., 4TD, 3INT)
31 — vs. Dallas, 11/15/98 (56 att., 465 yds., 3TD, INT)
28 — at N.Y. Giants, 9/3/00 (49 att., 318 yds., 2TD, 3INT)

Attempts

57 — at Green Bay, 1/2/00 (35 comp., 396 yds., 2TD, 3INT)
56 — vs. Dallas, 11/15/98 (31 comp., 465 yds., 3TD, INT)
55 — vs. Atlanta, 10/31/04 (31 comp., 499 yds., 4TD, 3INT)
49 — at N.Y. Giants, 9/3/00 (28 comp., 318 yds., 2TD, 3INT)
48 — at Miami, 9/11/05 (22 comp., 251 yds., TD, 2INT)
48 — at Philadelphia, 9/12/99 (25 comp., 274 yds., TD, 3INT)

Passing Yards

499 — vs. Atlanta, 10/31/04 (31 of 55, 4TD, 3INT)
465 — vs. Dallas, 11/15/98 (31 of 56, 3TD, INT)
396 — at Green Bay, 1/2/00 (35 of 57, 2TD, 3INT)
394 — vs. New Orleans, 12/20/98 (32 of 44, INT)
388 — at N.Y. Giants, 11/16/97 (22 of 33, TD, 2INT)

Passing Touchdowns

4 — vs. Philadelphia, 10/30/05 (22 of 35, 309 yds.)
4 — vs. Houston, 11/7/04 (16 of 24, 234 yds.)
4 — vs. Atlanta, 10/31/04 (31 of 55, 499 yds., 3INT)
4 — vs. Detroit, 11/18/01 (21 of 33, 334 yds., INT)
4 — vs. Washington, 12/7/97 (19 of 38, 337 yds., 2INT)

Completion Percentage

82.4 — at Indianapolis, 12/21/03 (14 of 17, 238 yds., TD, INT)
80.8 — at Tennessee, 12/25/04 (21 of 26, 303 yds., 2TD, INT)
75.0 — vs. Dallas, 9/10/00 (18 of 24, 243 yds., 2TD)
73.5 — vs. Detroit, 9/28/03 (25 of 34, 277 yds., 2TD)
73.3 — vs. Washington, 11/8/98 (22 of 30, 186 yds., TD)

JAKE PLUMMER'S 300-YARD PASSING GAMES (10)

*denotes win (Plummer's teams are 4-6 when he records 300 or more yards passing in a game.)

| Opponent (Date) | Passing | | | | | | Rushing | | | | | |
|------------------------------|---------|-------|------|------|----|-----|---------|------|-------|----|----|------|
| | Att. | Comp. | Yds. | Pct. | TD | INT | Att. | Yds. | Avg. | LG | TD | |
| at N.Y. Giants (11/16/97) | 33 | 22 | 388 | 66.7 | 1 | 2 | 70t | 8/38 | 91.5 | 3 | 16 | 5.3 |
| vs. Washington (12/7/97) | 38 | 19 | 337 | 50.0 | 4 | 2 | 52 | 5/36 | 93.9 | 3 | 9 | 3.0 |
| vs. Dallas (11/15/98) | 56 | 31 | 465 | 55.4 | 3 | 1 | 57 | 3/17 | 93.2 | 3 | 6 | 2.0 |
| vs. New Orleans (12/20/98)* | 44 | 32 | 394 | 72.7 | 0 | 1 | 33 | 0/0 | 90.5 | 4 | 38 | 9.5 |
| at Green Bay (1/2/00) | 57 | 35 | 396 | 61.4 | 2 | 3 | 51 | 3/12 | 72.0 | 2 | 3 | 1.5 |
| at N.Y. Giants (9/3/00) | 49 | 28 | 318 | 57.1 | 2 | 3 | 26 | 1/6 | 64.8 | 4 | 18 | 4.5 |
| vs. Detroit (11/18/01)* | 33 | 21 | 334 | 63.6 | 4 | 1 | 68t | 2/6 | 124.2 | 1 | 5 | 5.0 |
| vs. Atlanta (10/31/04) | 55 | 31 | 499 | 56.4 | 4 | 3 | 80t | 0/0 | 88.4 | 2 | 5 | 2.5 |
| at Tennessee (12/25/04)* | 26 | 21 | 303 | 80.8 | 2 | 1 | 45 | 0/0 | 124.8 | 7 | 28 | 4.0 |
| vs. Philadelphia (10/30/05)* | 35 | 22 | 309 | 62.9 | 4 | 0 | 44t | 1/0 | 129.3 | 1 | 22 | 22.0 |

JAKE PLUMMER CAREER GAME BY GAME

(Victories asterisked)

| 1997 ARIZONA (4-12) | | | | | | | | | | | | PASSING | | | | | | RUSHING | | | | | |
|-----------------------|-----|------|-------|------|-------|------|-----|-----|--------|--------|------|---------|------|------|-----|----|--|---------|------|------|----|----|--|
| Opponent | P/S | Att. | Comp. | Yds. | Pct. | TD | INT | LG | S/Yds. | Rtg. | | Att. | Yds. | Avg. | LG | TD | | Att. | Yds. | Avg. | LG | TD | |
| at Cin. (8/31) | | | | | | | | | | | | | | | | | | | | | | | |
| vs. Dal. (9/7)* | | | | | | | | | | | | | | | | | | | | | | | |
| at Was. (9/14) | | | | | | | | | | | | | | | | | | | | | | | |
| at T.B. (9/28) | | | | | | | | | | | | | | | | | | | | | | | |
| vs. Min. (10/5) | | | | | | | | | | | | | | | | | | | | | | | |
| vs. NYG (10/12) | | | | | | | | | | | | | | | | | | | | | | | |
| at Phi. (10/19) | P | 9 | 5 | 98 | 55.6 | 1 | 0 | 34 | 2/14 | 130.8 | | 3 | 22 | 7.3 | 18 | 0 | | | | | | | |
| vs. Ten. (10/26) | S | 40 | 21 | 195 | 52.5 | 2 | 4 | 19 | 6/38 | 43.2 | | 6 | 34 | 5.7 | 10 | 0 | | | | | | | |
| vs. Phi. (11/2)* | S | 18 | 7 | 132 | 38.3 | 1 | 1 | 38 | 4/24 | 60.4 | | 3 | 17 | 5.7 | 9 | 0 | | | | | | | |
| at Dal. (11/9) | S | 22 | 13 | 148 | 59.1 | 0 | 0 | 29 | 8/40 | 79.4 | | 7 | 51 | 7.3 | 31 | 0 | | | | | | | |
| at NYG (11/16) | S | 33 | 22 | 388 | 66.7 | 1 | 2 | 70t | 8/38 | 91.5 | | 3 | 16 | 5.3 | 14 | 0 | | | | | | | |
| at Bal. (11/23)* | S | 34 | 19 | 218 | 55.9 | 1 | 2 | 34 | 2/16 | 60.7 | | 5 | 19 | 3.8 | 12 | 0 | | | | | | | |
| vs. Pit. (11/30) | S | 26 | 15 | 270 | 57.7 | 2 | 0 | 44 | 10/53 | 119.1 | | 3 | 19 | 6.3 | 12 | 0 | | | | | | | |
| vs. Was. (12/7) | S | 38 | 19 | 337 | 50.0 | 4 | 2 | 52 | 5/36 | 93.9 | | 3 | 9 | 3.0 | 8 | 0 | | | | | | | |
| at N.O. (12/14) | S | 37 | 17 | 180 | 45.9 | 0 | 2 | 29 | 5/26 | 38.1 | | 3 | 21 | 7.0 | 10t | 1 | | | | | | | |
| vs. Atl. (12/21)* | S | 39 | 19 | 237 | 48.7 | 3 | 2 | 44 | 2/6 | 72.3 | | 3 | 8 | 2.7 | 4 | 1 | | | | | | | |
| Regular Season Totals | | 10/9 | 296 | 157 | 2,203 | 53.0 | 15 | 15 | 70t | 52/291 | 73.1 | 39 | 216 | 5.5 | 31 | 2 | | | | | | | |

| 1998 ARIZONA (9-7) | | | | | | | | | | | | PASSING | | | | | | RUSHING | | | | | |
|--------------------|-----|------|-------|------|------|----|-----|-----|--------|-------|--|---------|------|------|-----|----|--|---------|------|------|-----|----|--|
| Opponent | P/S | Att. | Comp. | Yds. | Pct. | TD | INT | LG | S/Yds. | Rtg. | | Att. | Yds. | Avg. | LG | TD | | Att. | Yds. | Avg. | LG | TD | |
| at Dal. (9/6) | S | 33 | 14 | 166 | 42.4 | 0 | 0 | 41 | 2/6 | 58.4 | | 3 | 8 | 2.7 | 6 | 1 | | 3 | 23 | 7.7 | 11 | 0 | |
| at Sea. (9/13) | S | 36 | 22 | 204 | 61.1 | 1 | 3 | 23t | 7/41 | 51.2 | | 2 | 5 | 2.5 | 3 | 0 | | 2 | 5 | 2.5 | 3 | 0 | |
| vs. Phi. (9/20)* | S | 35 | 21 | 137 | 60.0 | 1 | 0 | 26 | 3/8 | 77.9 | | 6 | 10 | 1.7 | 8 | 0 | | 6 | 10 | 1.7 | 8 | 0 | |
| at Stl. (9/27)* | S | 31 | 21 | 211 | 67.7 | 1 | 1 | 29 | 1/8 | 84.2 | | 2 | 11 | 5.5 | 8 | 0 | | 2 | 11 | 5.5 | 8 | 0 | |
| vs. Oak. (10/4) | S | 39 | 23 | 208 | 58.9 | 2 | 3 | 23 | 3/21 | 58.5 | | 4 | 8 | 2.0 | 6 | 0 | | 4 | 8 | 2.0 | 6 | 0 | |
| vs. Chi. (10/11)* | S | 25 | 18 | 157 | 72.0 | 0 | 2 | 24 | 1/7 | 54.9 | | 2 | 8 | 4.0 | 7 | 0 | | 2 | 8 | 4.0 | 7 | 0 | |
| at NYG (10/18) | S | 21 | 12 | 139 | 57.1 | 1 | 2 | 25 | 7/32 | 53.6 | | 5 | -3 | -0.6 | 1 | 0 | | 5 | -3 | -0.6 | 1 | 0 | |
| at Det. (11/1)* | S | 25 | 15 | 198 | 60.0 | 2 | 1 | 36t | 4/26 | 95.1 | | 3 | 50 | 16.7 | 27 | 3 | | 3 | 50 | 16.7 | 27 | 3 | |
| vs. Was. (11/8)* | S | 30 | 22 | 186 | 73.3 | 1 | 0 | 18 | 4/22 | 100.1 | | 3 | 6 | 2.0 | 4 | 0 | | 3 | 6 | 2.0 | 4 | 0 | |
| vs. Dal. (11/15) | S | 56 | 31 | 465 | 55.4 | 3 | 1 | 57 | 3/17 | 93.2 | | 6 | 10 | 1.7 | 10t | 0 | | 6 | 10 | 1.7 | 10t | 0 | |
| at Was. (11/22)* | S | 28 | 17 | 251 | 60.7 | 2 | 1 | 40 | 1/3 | 99.0 | | 1 | 8 | 8.0 | 8 | 0 | | 1 | 8 | 8.0 | 8 | 0 | |
| at K.C. (11/29) | S | 37 | 20 | 250 | 54.1 | 1 | 2 | 40 | 5/36 | 50.5 | | 4 | 18 | 4.5 | 11 | 0 | | 4 | 18 | 4.5 | 11 | 0 | |
| vs. NYG (12/6) | S | 40 | 18 | 263 | 45.0 | 1 | 2 | 54 | 2/10 | 54.5 | | 3 | 17 | 5.7 | 14 | 0 | | 3 | 17 | 5.7 | 14 | 0 | |
| at Phi. (12/13)* | S | 26 | 18 | 234 | 69.2 | 1 | 1 | 30 | 2/14 | 94.1 | | 4 | 38 | 9.5 | 21 | 0 | | 4 | 38 | 9.5 | 21 | 0 | |
| vs. N.O. (12/20)* | S | 44 | 32 | 394 | 72.7 | 0 | 1 | 33 | 0/0 | 90.5 | | 0 | 0 | 0.0 | 0 | 0 | | 0 | 0 | 0.0 | 0 | 0 | |
| vs. S.D. (12/27)* | S | 41 | 20 | 274 | 48.8 | 0 | 0 | 36 | 4/29 | 70.6 | | | | | | | | | | | | | |

| | | | | | | | | | | | | | | | | | | | | | | | |
|-----------------------|-------|-----|-----|-------|------|----|----|----|--------|------|--|----|-----|-----|----|---|--|----|-----|-----|----|---|--|
| Regular Season Totals | 16/16 | 547 | 324 | 3,737 | 59.2 | 17 | 20 | 57 | 49/280 | 75.0 | | 51 | 217 | 4.3 | 27 | 4 | | 51 | 217 | 4.3 | 27 | 4 | |
| at Dal. (1/2)*† | S | 36 | 19 | 213 | 52.8 | 2 | 2 | 59 | 0/0 | 66.1 | | 3 | 1 | 0.3 | 4 | 0 | | 3 | 1 | 0.3 | 4 | 0 | |
| at Min. (1/10)§ | S | 41 | 23 | 242 | 56.1 | 0 | 2 | 39 | 0/0 | 53.1 | | 4 | 9 | 2.3 | 5 | 0 | | 4 | 9 | 2.3 | 5 | 0 | |

Postseason Totals 2/2 77 42 455 54.5 2 4 59 0/0 59.2 7 10 1.4 5 0

†NFC Wild Card Playoff Game; §NFC Divisional Playoff Game

| 1999 ARIZONA (6-10) | | | | | | | | | | | | PASSING | | | | | RUSHING | | | | |
|-----------------------|-------|------|-------|-----------------|------|----|-----|-----|--------|-------|--|---------|------|------|----|----|---------|--|--|--|--|
| Opponent | P/S | Att. | Comp. | Yds. | Pct. | TD | INT | LG | S/Yds. | Rtg. | | Att. | Yds. | Avg. | LG | TD | | | | | |
| at Phi. (9/12)* | | 48 | 25 | 274 | 52.1 | 1 | 3 | 47 | 1/8 | 50.2 | | 6 | 25 | 4.2 | 17 | 0 | | | | | |
| at Mia. (9/19) | | 27 | 11 | 112 | 40.7 | 0 | 4 | 26 | 2/18 | 13.7 | | 2 | 4 | 2.0 | 5 | 0 | | | | | |
| vs. S.F. (9/27) | | 31 | 16 | 176 | 51.6 | 0 | 2 | 31 | 5/27 | 41.9 | | 5 | 20 | 4.0 | 10 | 0 | | | | | |
| at Dal. (10/3) | | 33 | 16 | 111 | 48.4 | 1 | 3 | 26 | 1/4 | 28.7 | | 3 | 18 | 6.0 | 10 | 0 | | | | | |
| vs. NYG (10/10)* | | 19 | 13 | 156 | 68.4 | 1 | 0 | 37 | 3/21 | 110.9 | | 3 | 3 | 1.0 | 3 | 1 | | | | | |
| vs. Was. (10/17) | S | 23 | 12 | 99 | 52.2 | 0 | 2 | 19 | 2/9 | 27.3 | | 0 | 0 | 0.0 | 0 | 0 | | | | | |
| vs. N.E. (10/31) | | | | INACTIVE—FINGER | | | | | | | | | | | | | | | | | |
| at NYJ (11/7) | | | | INACTIVE—FINGER | | | | | | | | | | | | | | | | | |
| vs. Det. (11/14)* | | | | INACTIVE—FINGER | | | | | | | | | | | | | | | | | |
| vs. Dal. (11/21)* | | | | INACTIVE—FINGER | | | | | | | | | | | | | | | | | |
| at NYG (11/28)* | P | 18 | 12 | 125 | 66.7 | 2 | 0 | 23 | 1/4 | 123.6 | | 2 | 0 | 0.0 | 1 | 0 | | | | | |
| vs. Phi. (12/5) | | 37 | 20 | 179 | 54.1 | 1 | 1 | 38 | 1/6 | 65.0 | | 7 | 22 | 3.1 | 9 | 0 | | | | | |
| at Was. (12/12) | | 32 | 15 | 147 | 46.9 | 0 | 3 | 43 | 5/27 | 21.2 | | 2 | 6 | 3.0 | 9 | 0 | | | | | |
| vs. Buf. (12/19) | | 30 | 11 | 119 | 36.7 | 1 | 1 | 26t | 2/11 | 46.4 | | 1 | -1 | -1.0 | -1 | 0 | | | | | |
| at Atl. (12/26) | S | 26 | 15 | 217 | 57.7 | 0 | 2 | 63 | 1/5 | 52.9 | | 6 | 21 | 3.5 | 7 | 0 | | | | | |
| at G.B. (1/2) | S | 57 | 35 | 396 | 61.8 | 2 | 3 | 51 | 3/12 | 64.7 | | 2 | 3 | 1.5 | 3 | 0 | | | | | |
| Regular Season Totals | 12/11 | 381 | 201 | 2,111 | 52.4 | 9 | 24 | 63 | 27/152 | 50.8 | | 39 | 121 | 3.1 | 17 | 2 | | | | | |

| 2002 ARIZONA (5-11) | | | | | | | | | | | | | PASSING | | | | | | | | | | | | | RUSHING | | | | | | | | | | | | |
|-----------------------|-----|-------|-------|------|-------|------|-----|-----|--------|--------|------|------|---------|-----|-----|---|--|--|--|--|--|--|--|--|--|---------|--|--|--|--|--|--|--|--|--|--|--|--|
| Opponent | P/S | Att. | Comp. | Yds. | Pct. | TD | INT | LG | S/Yds. | Rtg. | Att. | Yds. | Avg. | LG | TD | | | | | | | | | | | | | | | | | | | | | | | |
| at Was. (9/8) | S | 36 | 14 | 187 | 38.9 | 1 | 1 | 34 | 1/0 | 53.8 | 2 | 11 | 2.8 | 71 | 1 | | | | | | | | | | | | | | | | | | | | | | | |
| at Sea. (9/15)* | S | 22 | 10 | 107 | 45.5 | 1 | 1 | 20 | 2/9 | 56.4 | 2 | 27 | 13.5 | 23 | 0 | | | | | | | | | | | | | | | | | | | | | | | |
| vs. S.D. (9/22)* | S | 36 | 16 | 229 | 44.4 | 2 | 2 | 65t | 3/29 | 70.0 | 3 | 17 | 5.7 | 12 | 0 | | | | | | | | | | | | | | | | | | | | | | | |
| vs. NYG (9/29)* | S | 32 | 23 | 168 | 71.9 | 1 | 0 | 23 | 1/7 | 94.3 | 7 | 9 | 1.3 | 7 | 0 | | | | | | | | | | | | | | | | | | | | | | | |
| at Car. (10/6)* | S | 40 | 18 | 221 | 45.0 | 1 | 1 | 37 | 1/0 | 60.5 | 3 | 15 | 5.0 | 7 | 0 | | | | | | | | | | | | | | | | | | | | | | | |
| vs. Dal. (10/20)* | S | 46 | 23 | 232 | 50.0 | 0 | 0 | 23 | 1/4 | 64.8 | 4 | 46 | 11.5 | 19 | 0 | | | | | | | | | | | | | | | | | | | | | | | |
| at S.F. (10/27) | S | 36 | 24 | 286 | 66.7 | 0 | 3 | 26 | 3/17 | 56.0 | 5 | 48 | 9.6 | 34t | 1 | | | | | | | | | | | | | | | | | | | | | | | |
| vs. Stl. (11/3) | S | 30 | 19 | 193 | 63.3 | 1 | 1 | 35 | 3/22 | 78.9 | 4 | 24 | 6.0 | 17 | 0 | | | | | | | | | | | | | | | | | | | | | | | |
| vs. Sea. (11/10) | S | 29 | 17 | 226 | 58.6 | 0 | 2 | 42 | 0/0 | 54.7 | 2 | 2 | 1.0 | 2 | 0 | | | | | | | | | | | | | | | | | | | | | | | |
| at Phi. (11/17) | S | 35 | 20 | 163 | 57.1 | 2 | 1 | 24 | 4/39 | 76.3 | 2 | 18 | 9.0 | 15 | 0 | | | | | | | | | | | | | | | | | | | | | | | |
| vs. Oak. (11/24) | S | 34 | 16 | 145 | 47.2 | 2 | 2 | 31 | 2/14 | 54.2 | 2 | 1 | 0.5 | 1 | 0 | | | | | | | | | | | | | | | | | | | | | | | |
| at K.C. (12/1) | S | 31 | 14 | 88 | 45.2 | 0 | 3 | 15 | 2/10 | 12.6 | 0 | 0 | 0.0 | 0 | 0 | | | | | | | | | | | | | | | | | | | | | | | |
| vs. Det. (12/8)* | S | 43 | 24 | 228 | 55.8 | 2 | 1 | 23 | 6/48 | 76.5 | 3 | 12 | 4.0 | 11 | 0 | | | | | | | | | | | | | | | | | | | | | | | |
| at Stl. (12/15) | S | 27 | 17 | 258 | 62.9 | 2 | 1 | 80t | 1/9 | 103.6 | 4 | 33 | 8.3 | 24 | 0 | | | | | | | | | | | | | | | | | | | | | | | |
| vs. S.F. (12/21) | S | 26 | 16 | 109 | 61.5 | 2 | 1 | 15 | 5/33 | 80.4 | 2 | 14 | 7.0 | 14 | 0 | | | | | | | | | | | | | | | | | | | | | | | |
| at Den. (12/29) | S | 27 | 13 | 132 | 48.1 | 1 | 0 | 22 | 1/7 | 74.9 | 1 | 6 | 6.0 | 6 | 0 | | | | | | | | | | | | | | | | | | | | | | | |
| Regular Season Totals | | 16/16 | 530 | 284 | 2,972 | 53.6 | 18 | 20 | 80t | 36/248 | 65.7 | 46 | 283 | 6.2 | 34t | 2 | | | | | | | | | | | | | | | | | | | | | | |

| 2003 DENVER (10-6) | | | | PASSING | | | | | | | RUSHING | | | | | | | |
|-----------------------|-------|------|-------|-------------------------------|------|----|-----|-----|--------|-------|---------|------|-----------------------------|----|----|--|--|--|
| Opponent | P/S | Att. | Comp. | Yds. | Pct. | TD | INT | LG | S/Yds. | Rtg. | Att. | Yds. | Avg. | LG | TD | | | |
| at Cin. (9/7)* | S | 25 | 12 | 115 | 48.0 | 0 | 3 | 23 | 0/0 | 21.7 | 3 | 7 | 2.3 | 4 | 0 | | | |
| at S.D. (9/14)* | S | 13 | 9 | 94 | 69.2 | 3 | 0 | 20 | 0/0 | 129.5 | 1 | 2 | 2.0 | 2 | 0 | | | |
| vs. Oak. (9/22)* | S | 21 | 14 | 197 | 66.7 | 2 | 0 | 44t | 2/4 | 128.5 | 5 | 48 | 9.6 | 40 | 1 | | | |
| vs. Det. (9/28)* | S | 34 | 25 | 277 | 73.5 | 2 | 0 | 29t | 3/24 | 116.9 | 6 | 40 | 6.7 | 20 | 0 | | | |
| at K.C. (10/5) | S | 38 | 20 | 220 | 52.6 | 1 | 0 | 21 | 0/0 | 78.8 | 3 | 22 | 7.3 | 11 | 0 | | | |
| vs. Pit. (10/12)* | | | | DID NOT PLAY (RIGHT SHOULDER) | | | | | | | | | | | | | | |
| at Min. (10/19) | | | | INACTIVE (LEFT FOOT) | | | | | | | | | | | | | | |
| at Bal. (10/26) | | | | INACTIVE (LEFT FOOT) | | | | | | | | | | | | | | |
| vs. N.E. (11/3) | | | | INACTIVE (LEFT FOOT) | | | | | | | | | | | | | | |
| vs. S.D. (11/16)* | S | 34 | 23 | 253 | 67.6 | 3 | 1 | 48 | 1/6 | 106.6 | 2 | 14 | 7.0 | 8 | 0 | | | |
| vs. Chi. (11/23) | S | 35 | 19 | 176 | 54.3 | 1 | 0 | 28 | 2/11 | 77.8 | 2 | 9 | 4.5 | 5 | 0 | | | |
| at Oak. (11/30)* | S | 20 | 11 | 105 | 55.0 | 1 | 1 | 20 | 3/11 | 65.6 | 5 | 8 | 1.6 | 8 | 0 | | | |
| vs. K.C. (12/7)* | S | 29 | 20 | 238 | 69.0 | 1 | 0 | 30 | 0/0 | 105.2 | 3 | 10 | 3.3 | 9 | 0 | | | |
| vs. Cle. (12/14)* | S | 36 | 22 | 269 | 61.1 | 0 | 1 | 46 | 3/17 | 72.6 | 1 | 23 | 23.0 | 23 | 0 | | | |
| at Ind. (12/21)* | S | 17 | 14 | 238 | 82.4 | 1 | 1 | 60 | 0/0 | 113.8 | 6 | 22 | 3.7 | 6 | 2 | | | |
| at G.B. (12/28) | | | | INACTIVE | | | | | | | | | | | | | | |
| Regular Season Totals | 11/11 | 302 | 189 | 2,182 | 62.6 | 15 | 7 | 60 | 14/73 | 91.2 | 37 | 205 | 5.5 | 40 | 3 | | | |
| at Ind. (1/4)† | S | 30 | 23 | 181 | 76.7 | 1 | 2 | 34 | 2/5 | 74.4 | 3 | 18 | 6.0 | 10 | 0 | | | |
| Postseason Totals | 1/1 | 30 | 23 | 181 | 76.7 | 1 | 2 | 34 | 2/5 | 74.4 | 3 | 18 | 6.0 | 10 | 0 | | | |
| | | | | | | | | | | | | | †AFC Wild Card Playoff Game | | | | | |

| 2004 DENVER (10-6) | | | | | | | | | | | | | | | | |
|---|-----|------|-------|------|------|----|-----|-----|--------|-------|------|------|------|----|----|--|
| PASSING | | | | | | | | | | | | | | | | |
| RUSHING | | | | | | | | | | | | | | | | |
| Opponent | P/S | Att. | Comp. | Yds. | Pct. | TD | INT | LG | S/Yds. | Rtg. | Att. | Yds. | Avg. | LG | TD | |
| vs. K.C. (9/12)* | S | 29 | 18 | 230 | 62.1 | 2 | 2 | 58 | 1/9 | 81.1 | 8 | 23 | 2.9 | 14 | 0 | |
| at Jac. (9/19) | S | 39 | 23 | 250 | 59.0 | 0 | 0 | 39 | 0/0 | 77.9 | 6 | 24 | 4.0 | 9 | 0 | |
| vs. S.D. (9/26)* | S | 36 | 25 | 294 | 69.4 | 2 | 0 | 33t | 1/3 | 112.5 | 2 | 1 | 0.5 | 1 | 0 | |
| at T.B. (10/3) | S | 30 | 13 | 138 | 43.3 | 1 | 0 | 28 | 0/0 | 68.5 | 5 | 18 | 3.6 | 7 | 0 | |
| vs. Car. (10/10)* | S | 29 | 17 | 226 | 58.6 | 2 | 2 | 39t | 1/2 | 77.7 | 4 | 8 | 2.0 | 8 | 0 | |
| at Oak. (10/17)* | S | 20 | 11 | 190 | 55.0 | 3 | 1 | 31t | 0/0 | 106.2 | 1 | 15 | 15.0 | 15 | 0 | |
| at Cin. (10/25) | S | 40 | 23 | 221 | 57.5 | 1 | 2 | 35 | 3/26 | 60.5 | 1 | 3 | 3.0 | 3 | 0 | |
| vs. Atl. (10/31) | S | 55 | 31 | 499 | 56.4 | 4 | 3 | 80t | 0/0 | 88.4 | 2 | 5 | 2.5 | 4 | 0 | |
| vs. Hou. (11/7)* | S | 24 | 16 | 234 | 66.7 | 4 | 0 | 40t | 1/9 | 137.8 | 1 | 2 | 2.0 | 2 | 0 | |
| at N.O. (11/21) | S | 29 | 19 | 224 | 65.5 | 2 | 0 | 37t | 0/0 | 111.9 | 3 | -1 | -0.3 | 1 | 0 | |
| vs. Oak. (11/28) | S | 23 | 14 | 245 | 60.9 | 1 | 1 | 85t | 0/0 | 93.6 | 5 | 18 | 3.6 | 16 | 0 | |
| at S.D. (12/5) | S | 40 | 16 | 278 | 40.0 | 0 | 4 | 45 | 2/15 | 24.8 | 2 | 6 | 3.0 | 4 | 0 | |
| vs. Mia. (12/12)* | S | 30 | 16 | 219 | 53.3 | 0 | 2 | 32 | 0/0 | 49.2 | 5 | 11 | 2.2 | 10 | 0 | |
| at K.C. (12/19) | S | 41 | 23 | 292 | 56.1 | 1 | 2 | 58 | 6/22 | 66.3 | 3 | 26 | 8.7 | 22 | 0 | |
| at Ten. (12/25)* | S | 26 | 21 | 303 | 80.8 | 2 | 1 | 45 | 0/0 | 124.8 | 7 | 28 | 4.0 | 14 | 0 | |
| vs. Ind. (1/2)* | S | 30 | 17 | 246 | 56.7 | 2 | 0 | 38t | 1/7 | 105.7 | 7 | 15 | 2.1 | 6 | 1 | |
| Regular Season Totals 11/11 302 189 2,182 62.6 15 7 60 14/73 91.2 37 205 5.5 40 3 | | | | | | | | | | | | | | | | |
| at Ind. (1/4)† S 30 23 181 76.7 1 2 34 2/5 74.4 3 18 6.0 10 0 | | | | | | | | | | | | | | | | |
| Postseason Totals 1/1 30 23 181 76.7 1 2 34 2/5 74.4 3 18 6.0 10 0 | | | | | | | | | | | | | | | | |
| †AFC Wild Card Playoff Game | | | | | | | | | | | | | | | | |

||
||
||



CECIL SAPP

5-11 • 229 • 4TH YR. • COLORADO STATE

BORN: Dec. 23, 1978, in Miami

HIGH SCHOOL: Palmetto High School, Miami

ACQUIRED: College Free Agent, 2003

NFL YEAR: 4th • YEAR WITH BRONCOS: 4th

NFL GAMES PLAYED/STARTED: 22/0 • POSTSEASON: 3/0

37

RUNNING BACK

SAPP AT A GLANCE:

- A fourth-year player who has developed into a consistent special-teams contributor for the Broncos in addition to seeing action at both running back and fullback.
- Played all 16 regular-season games for the Broncos in 2005, recording five rushes for 21 yards (4.2 avg.) on offense and tying for sixth on the club with seven special-teams tackles.
- Signed to the Broncos' active roster in late October of 2004 after beginning the year on their practice squad and totaled all 32 of his rushing yards (4 carries) and one kick return (34 yds.) in the team's regular-season finale vs. Indianapolis (1/2/05).
- Served as the Broncos' primary kick returner in their AFC Wild Card Game at Indianapolis (1/9/05), totaling 86 yards on four returns (21.5 avg.) in his first career playoff action.
- Elevated to Denver's active roster two days before making his NFL debut at Green Bay (12/28/03) as a rookie and rushed 12 times for 31 yards (2.6 avg.) at Lambeau Field in his first professional action.
- Posted the seventh-highest career rushing total (2,482 yds.) in Colorado State University history.
- Entered the NFL with the Broncos as a college free agent May 8, 2003.

CAREER TRANSACTIONS: Signed by Denver as a college free agent 5/8/03; Waived by Denver 8/31/03; Signed by Denver (practice squad) 9/2/03; Signed by Denver (active roster) 12/26/03; Waived by Denver 9/5/04; Signed by Denver (practice squad) 9/7/04; Signed by Denver (active roster) 10/27/04.



2005: Sapp played all 16 regular-season games (0 starts) for the Broncos in 2005 and tied for sixth on the team with seven special-teams tackles (6 solo) while adding two fumble recoveries and one forced fumble on coverage units. He saw action on offense in seven games, recording offensive statistics in three games, and finished the year with five rushes for 21 yards (4.2 avg.) and two receptions for 17 yards (8.5 avg.). His lone rushing attempts of the season came vs. NYJ (11/20) when he carried five times for 21 yards, including a 10-yard run. He made one catch for 12 yards vs. K.C. (9/26) on *Monday Night Football* and posted a 5-yard grab at Jac. (10/2). Sapp also played in both postseason games for Denver. He recovered a fumbled kickoff return to set up Jason Elam's 50-yard field goal in an AFC Divisional Playoff Game vs. N.E. (1/14). He also tied for the team lead with two special-teams stops against the Patriots. Sapp returned a squibbed kickoff late in the fourth quarter 11 yards in the AFC Championship Game vs. Pit. (1/22) and saw action on offense against the Steelers. In the home opener vs. S.D. (9/18), he recovered Darrent Williams' fumbled punt return in the third quarter. Sapp's 12-yard reception from Jake Plummer vs. K.C. (9/26) on *Monday Night Football* was his first career reception and set up Plummer's 1-yard touchdown run. In the game vs. NYJ (11/20), Sapp stopped Jets kick returner Justin Miller and forced a fumble that Denver recovered to set up a touchdown. He also recorded five carries for 21 yards (4.2 avg.) against the Jets. On Thanksgiving Day at Dal. (11/24), Sapp recorded one special-teams stop. The following week, he returned a short kickoff 20 yards at K.C. (12/4). He saw extended playing time at fullback at Buf. (12/17) due to an injury to Kyle Johnson. Sapp also returned a kickoff eight yards against the Bills. With Johnson back in the lineup, Sapp saw action at fullback late in the game vs. Oak. (12/24) and posted a special-teams tackle and recovered a fumbled kickoff return to begin the second half. In the regular-season finale at S.D. (12/31), his blocking helped pave the way for the team's 157-yard rushing performance, nearly doubling the average allowed by the league's top-ranked rushing defense.

2004: Sapp, who was signed to Denver's active roster Oct. 27 from its practice squad after running back Quentin Griffin was placed on injured reserve with a torn ACL (right knee), played five games (0 starts) and totaled four rushes for 32 yards (8.0 avg.). His four rushing attempts all occurred in Denver's regular-season finale vs. Ind. (1/2). He also made one special-teams tackle on the season and returned the first kickoff of his career 34 yards against the Colts in the Broncos' final regular-season contest. In Denver's AFC Wild Card Game at Ind. (1/9), he was Denver's primary kick returner and totaled 86 yards on four returns (21.5 avg.), including a 25-yard return, in the first playoff action of his career. He also tackled the Colts' Nick Rogers on an onside kick return in the second quarter. He spent the first seven games of the year on Denver's practice squad before

he was signed to the active roster Oct. 27. After seeing action on special teams only vs. Hou. (11/7) and vs. Atl. (10/31), Sapp was inactive for the Broncos' next three contests. He played on offense for the first time all year vs. Mia. (12/12) when starting running back Reuben Droughns missed a few plays in the fourth quarter with a pinched nerve in his neck, but Sapp did not record a carry. However, he made the first special-teams tackle of his career against the Dolphins. At Ten. (12/25), Sapp saw several plays at fullback after starter Patrick Hape was forced out of the game with an injury. Sapp made a key block on a 38-yard reception by Jeb Putzier that moved Denver inside Tennessee's 10-yard line on a scoring drive. Against Ind. (1/2) in Denver's final regular-season game, he recorded four rushes for a career-high 32 yards (8.0 avg.), including an 18-yard scamper, and returned a kickoff 34 yards to mark the first return of his career.

2003: Sapp, who entered the NFL on May 8 as an undrafted free agent with the Broncos, spent most of the year on Denver's practice squad. He joined Denver's active roster Dec. 26 and saw his only action of the year two days later at G.B. (12/28), rushing 12 times for 31 yards (2.6 avg.) as a reserve. Sapp was inactive for the Broncos' AFC Wild Card Game at Ind. (1/4). He completed training camp with Denver as a college free agent but was waived in the final cutdown Aug. 31. He signed with the Broncos' practice squad on Sept. 2.

COLLEGE: Sapp attended Colorado State University, where he finished his career with 2,482 yards on 504 carries (4.9 avg.) with 28 touchdowns in 28 games. He left the school ranked seventh on its all-time rushing list (2,482 yds.). Sapp made a successful return to the field as a senior in 2002 after missing the previous season due to surgery to remove a benign tumor from his right heel. That year, he became only the 15th player in school history to rush for more than 1,000 yards in a season. In his career, Sapp scored at least two touchdowns in nine games, including six two-touchdown games as a senior.

PERSONAL: Sapp attended Palmetto High School in Miami, where he earned all-conference first-team and all-state honorable mention honors in football as a senior. Cecil Sapp was born Dec. 23, 1978, in Miami.

SAPP'S REGULAR SEASON RECORD

| Year | Club | G | S | RUSHING | | | | | RECEIVING | | | | | SCORING | | | | |
|----------------------|--------|-----------|----------|-----------|-----------|------------|-----------|----------|-----------|-----------|------------|-----------|----------|----------|----------|----------|----------|----------|
| | | | | No. | Yds. | Avg. | LG | TD | No. | Yds. | Avg. | LG | TD | TD | TDr | Tdp | TDr | 2pt Pts. |
| 2003 | Denver | 1 | 0 | 12 | 31 | 2.6 | 5 | 0 | 0 | 0 | 0.0 | — | 0 | 0 | 0 | 0 | 0 | 0 |
| 2004 | Denver | 5 | 0 | 4 | 32 | 8.0 | 18 | 0 | 0 | 0 | 0.0 | — | 0 | 0 | 0 | 0 | 0 | 0 |
| 2005 | Denver | 16 | 0 | 5 | 21 | 4.2 | 10 | 0 | 2 | 17 | 8.5 | 12 | 0 | 0 | 0 | 0 | 0 | 0 |
| CAREER TOTALS | | 22 | 0 | 21 | 84 | 4.0 | 18 | 0 | 2 | 17 | 8.5 | 12 | 0 | 0 | 0 | 0 | 0 | 0 |

KICKOFF RETURNS

| Year | Club | No. | Yds. | Avg. | LG | TD |
|----------------------|--------|----------|-----------|-------------|-----------|----------|
| 2003 | Denver | 0 | 0 | 0.0 | — | 0 |
| 2004 | Denver | 1 | 34 | 34.0 | 34 | 0 |
| 2005 | Denver | 2 | 28 | 14.0 | 20 | 0 |
| CAREER TOTALS | | 3 | 62 | 20.7 | 34 | 0 |

ADDITIONAL STATISTICS: Special teams tackles — 2004 (1), 2005 (7), TOTAL (8). Miscellaneous tackles — 2004 (1), TOTAL (1). Fumble recoveries on special teams — 2005 (2), TOTAL (2). Fumbles forced on special teams — 2005 (1), TOTAL (1).

SAPP'S POSTSEASON RECORD

| Year | Club | G | S | RUSHING | | | | | RECEIVING | | | | | SCORING | | | | |
|----------------------|--------|----------|----------|----------|----------|------------|----------|----------|-----------|----------|------------|----------|----------|----------|----------|----------|----------|----------|
| | | | | No. | Yds. | Avg. | LG | TD | No. | Yds. | Avg. | LG | TD | TD | TDr | Tdp | TDr | 2pt Pts. |
| 2003 | Denver | 0 | 0 | 0 | 0 | 0.0 | — | 0 | 0 | 0 | 0.0 | — | 0 | 0 | 0 | 0 | 0 | 0 |
| 2004 | Denver | 1 | 0 | 0 | 0 | 0.0 | — | 0 | 0 | 0 | 0.0 | — | 0 | 0 | 0 | 0 | 0 | 0 |
| 2005 | Denver | 2 | 0 | 0 | 0 | 0.0 | — | 0 | 0 | 0 | 0.0 | — | 0 | 0 | 0 | 0 | 0 | 0 |
| CAREER TOTALS | | 3 | 0 | 0 | 0 | 0.0 | — | 0 | 0 | 0 | 0.0 | — | 0 | 0 | 0 | 0 | 0 | 0 |

KICKOFF RETURNS

| Year | Club | No. | Yds. | Avg. | LG | TD |
|----------------------|--------|----------|-----------|-------------|-----------|----------|
| 2003 | Denver | 0 | 0 | 0.0 | — | 0 |
| 2004 | Denver | 4 | 86 | 21.5 | 25 | 0 |
| 2005 | Denver | 1 | 11 | 11.0 | 11 | 0 |
| CAREER TOTALS | | 5 | 97 | 19.4 | 25 | 0 |

ADDITIONAL STATISTICS: Special teams tackles — 2004 (1), 2005 (2) TOTAL (3). Fumble recoveries on special teams — 2005 (1), TOTAL (1).

SAPP'S SINGLE GAME HIGHS

(Postseason in parentheses)

Rushes — 12 at Green Bay, 12/28/03 (none). **Rushing yards** — 32 vs. Indianapolis, 1/2/05 (none). **Longest rush** — 18 vs. Indianapolis, 1/2/05 (none). **Rushing touchdowns** — None (none). **Receptions** — 1, twice, last at Jacksonville, 10/2/05 (none). **Receiving yards** — 12 vs. Kansas City, 9/26/05 (none). **Longest reception** — 12 vs. Kansas City, 9/26/05 (none). **Receiving touchdowns** — None (none). **Kick returns** — 1, three times, last at Buffalo, 12/17/05 (4 at Indianapolis, 1/9/05). **Kick return yards** — 34 vs. Indianapolis, 1/2/05 (86 at Indianapolis, 1/9/05). **Longest kick return** — 34 vs. Indianapolis, 1/2/05 (25 at Indianapolis, 1/9/05).



TODD SAUERBRUN

5-10 • 215 • 12TH YR. • WEST VIRGINIA

BORN: Jan. 4, 1973, in Setauket, N.Y.

HIGH SCHOOL: Ward Melville High School, East Setauket, N.Y.

ACQUIRED: Trade (Carolina), 2005

NFL YEAR: 12th • YEAR WITH BRONCOS: 2nd

NFL GAMES PLAYED/STARTED: 162/0 • POSTSEASON: 6/0

10

PUNTER

SAUERBRUN AT A GLANCE:

- A 12th-year punter who was selected to three consecutive Pro Bowls from 2001-03, during which time he posted the highest gross punting average (45.9 yds.) for any three-year period in NFL history.
- Boasts the second-highest career gross punting average (44.0 yds.) among active punters and ranks No. 5 all-time in that category.
- Owns the NFL's best net punting mark (37.3 avg.) from 2000-05 and the league's second-best gross punting average (45.1 yds.) during that time, including 2005 averages of 43.8 gross yards (No. 5 AFC / 8th NFL) and 38.0 net yards (No. 5 AFC / No. 7 NFL) in his first year with the Broncos.
- Ranks as Carolina's all-time leader in every major punting category, playing four years (2001-04) with the Panthers after stints in Kansas City (2000) and Chicago (1995-99).
- Became the only player since the NFL merger in 1970 to lead his conference in gross punting average for three consecutive seasons (2001-03), a feat he accomplished with Carolina.
- Listed as one of six players since 1970 to lead the NFL in gross punting average in consecutive seasons (2001-02) and was the first punter in 15 years to lead the league in both punts and gross average in 2002.
- Posted a 47.5-yard gross punting average with Carolina in 2001, the highest in the NFL since 1963, to earn his first Pro Bowl selection and first-team All-Pro honors.
- Set an NCAA record with a 46.3-yard career gross punting average at West Virginia University.
- Selected by Chicago in the second round (56th overall) of the 1995 NFL Draft.
- Traded to the Broncos from Carolina on May 19, 2005, in exchange for punter Jason Baker and Denver's seventh-round pick in the 2006 NFL Draft.

CAREER TRANSACTIONS: Signed by Carolina as a draft choice (1995); Placed on injured reserve (left knee) by Chicago 9/23/98; Signed by Kansas City as an unrestricted free agent 4/3/00; Released by Kansas City 3/13/01; Signed by Carolina as a free agent 4/24/01; Traded to Denver 5/19/05.



2005: In his first season with the Broncos, Sauerbrun placed fifth in the AFC and eighth in the NFL in gross punting, averaging 43.8 yards per punt, while he ranked fifth in the conference and seventh in the league with a 38.0-yard net average. He punted 72 times for 3,157 yards on the season, pinning the opposition inside the 20-yard line 24 times while allowing only six touchbacks for his lowest such total since 1998 (3). After assuming the kickoff duties from Paul Ernster after the first game, he was third in the AFC and fourth in the NFL with 14 resulting in touchbacks. He won AFC Special Teams Player of the Week honors for his performance vs. N.E. (10/16) and was tabbed the conference's Special Teams Player of the Month for his play in October (11 of his 28 punts in five October games were placed inside the 20-yard line, and he recorded a 45.3 gross punting average and a 39.1 net average). In addition to his punting and kicking duties, Sauerbrun served as the holder on field-goal attempts during the first two games. Sauerbrun punted six times in an AFC Divisional Playoff Game vs. N.E. (1/14), booting three attempts that were downed inside the Patriots' 20-yard line. In the second quarter, while covering a kickoff, he jolted the ball loose from New England's Ellis Hobbs to force a fumble that Denver recovered to set up a field goal. In the AFC Championship Game vs. Pit. (1/22), Sauerbrun punted twice for 87 yards, placing one punt inside the 20. In the season opener at Mia. (9/11), he punted a season-high seven times for 318 yards (45.4 avg.). Against S.D. (9/18), all three of his punts were downed inside the 20-yard line and he recorded two touchbacks on kickoffs. On *Monday Night Football* vs. K.C. (9/26), Sauerbrun uncorked a 55-yarder as his only punt of the game and kicked off seven times, reaching the end zone six times with two touchbacks. He matched his season-high seven punts in consecutive weeks vs. Was.

10's TROPHY CASE

Pro Bowl Selections (3) 2001-03

All-Pro (First Team) 2001-02

All-Pro (Second Team) 2003

SAUERBRUN ONE OF THE NFL'S BEST PUNTERS SINCE 2000

BEST GROSS PUNTING AVG., 2000-05

| Player | Punts | Gross Avg. |
|-------------------------|-------|------------|
| 1. Shane Lechler, Oak. | 442 | 45.9 |
| 2. Todd Sauerbrun, Den. | 504 | 45.1 |
| 3. Mitch Berger, N.O. | 408 | 43.5 |
| 4. Hunter Smith, Ind. | 367 | 43.5 |
| 5. Brian Moorman, Buf. | 379 | 43.4 |

MIN. 200 PUNTS

BEST NET PUNTING AVG., 2000-05

| Player | Punts | Net Avg. |
|-------------------------|-------|----------|
| 1. Todd Sauerbrun, Den. | 504 | 37.3 |
| 2. Craig Hentrich, Ten. | 448 | 36.8 |
| 3. Shane Lechler, Oak. | 442 | 36.6 |
| 4. Mitch Berger, N.O. | 408 | 36.6 |
| 5. Brian Moorman, Buf. | 379 | 36.5 |

(10/9) and vs. N.E. (10/16). In the fourth quarter against the Redskins, Sauerbrun drilled a season-best 65-yard punt to force Washington to take over at its own 6-yard line. A fourth-quarter punt by Sauerbrun also was blocked by the Redskins, marking his only blocked attempt of the year. The following week against the Patriots, Sauerbrun totaled a season-high 366 punting yards, including a season-long 66-yard boot in a performance that earned him AFC Special Teams Player of the Week. He recorded a season-best three punts inside the 20-yard line at NYG (10/23). He booted seven balls for 311 yards on Thanksgiving Day at Dal. (11/24), including two inside the 20. At K.C. (12/4), Sauerbrun helped limit the Chiefs' Dante Hall to two punt returns for 10 yards. In the regular-season finale at S.D. (12/31), Sauerbrun booted seven balls for 319 yards (45.6 yd. avg.), including two placed inside the 20-yard line.

2004: Sauerbrun played all 16 games in his final year with Carolina, punting 76 times for 3,351 yards while placing 25 punts inside the 20-yard line. Sauerbrun, who became Carolina's all-time leader in punts with 350, ranked second in the NFC (4th in NFL) with a 44.1-yard gross punting average and boasted a 37.5 net punting average for the third-highest mark in the NFC (5th in NFL). His franchise-best career punt total accompanies his Panthers career records in gross punting average (45.5 yds.) and punts inside the 20 (113). He also attempted a field goal in 2004 for the first time since his collegiate career, connecting on his lone try (34 yds.) at S.F. (11/14) for the go-ahead score with less than five minutes to play while converting all four extra-point tries. He took on kicking duties in the second half against the 49ers after John Kasay was injured in the contest. Sauerbrun opened the year with a 43.4-yard gross average (38.2 net) on five punts vs. G.B. (9/13), including three punts inside the 20-yard line. Sauerbrun's season high for gross punting average came vs. Atl. (10/3) with a 52.4 mark (40.6 net) on five punts. He totaled consecutive games with four punts inside the 20-yard line at Den. (10/10) and at Phi. (10/17). Against the Broncos, Sauerbrun had a season-best 46.2-yard net punting average (48.2 gross) on five punts while not allowing any touchbacks. In consecutive games at S.F. (11/14) and vs. Ari. (11/21), he had a net average above 42.0 yards on three and five punts, respectively. Three of his five punts at T.B. (12/26) landed inside the 20-yard line, and he recorded a 44.6-yard gross punting average (40.6 net) in that game. He had season highs in punts (8) and yards (321) vs. N.O. (1/2) in the season finale.

2003: Sauerbrun played all 16 regular-season games for Carolina and punted 77 times for a gross average of 44.6 yards, leading the NFC (T-2nd in NFL) in that category for the third consecutive year. He became the only punter since the NFL merger in 1970 to lead either the AFC or NFC in gross punting average in three consecutive seasons and earned his third consecutive Pro Bowl selection. His season totals were part of a 45.9-yard gross average from 2001-03, marking the highest three-year mark in NFL history (min. 200 punts). Sauerbrun became the first punter to make three consecutive appearances in the Pro Bowl since Matt Turk of Washington (1997-99) as well as the third player in Panthers history to be named to three consecutive Pro Bowls (KR Michael Bates, TE Wesley Walls). Additionally, he was named All-Pro by *Football Digest* and *The Sporting News*, second-team All-Pro by the Associated Press and All-NFC by *Pro Football Weekly*. Sauerbrun, who totaled a 35.6-yard net average as well as a long punt of 64 yards and 22 punts inside the 20-yard line, had three of his attempts blocked (2 at NYG 11/28). Critical to Carolina advancing to the Super Bowl, Sauerbrun played all four playoff games in the first postseason action of his career. In Super Bowl XXXVIII vs. N.E. (2/1), he had a strong showing with a 44.3-yard gross average (38.3 net) on seven punts with one inside the 20 and contributed a special-teams tackle. At Ind. (10/12), he had a 44.2-yard net average (48.2 gross) on five punts, three of which he placed inside the 20. He boasted a gross punting average above 50 in consecutive games vs. Was. (11/16) and at Dal. (11/23) with 50.3 and 50.2-yard respective averages.

2002: Sauerbrun played all 16 games for Carolina and led the NFL with a gross punting average of 45.5 yards as well as a career-high and franchise-record 104 punts, becoming the first punter in NFL history to lead the league in both categories in the same season since Ralf Mojsiejenko of San Diego in 1987. He was selected to his second consecutive Pro Bowl and was the first punter to earn consecutive Pro Bowl selections since Matt Turk of Washington (1997-99). Sauerbrun was named first-team All-Pro by the Associated Press, *Sports Illustrated*, *The Sporting News* and *Football Digest* as well as All-NFL and All-NFC by *Pro Football Weekly*. Sauerbrun became the sixth punter since the NFL merger in 1970 to lead the league in gross punting average in consecutive seasons and the first to do so since Greg Montgomery of the Houston Oilers (1992-93). Combining his numbers from 2001, Sauerbrun had the third and fourth best consecutive-year totals in punting yards (9,154) and gross average (46.5) in NFL history. He boasted a net average of 37.5 yards for the fourth best mark in the NFL and led the NFC (T-2nd in NFL) with 31 punts inside the 20-yard line. His season-long 67-yarder was the third-longest punt in the NFC (6th in NFL), and he also had the second punt blocked of his career (vs. N.O. 11/10) during the year. After placing three punts inside the 20-yard line vs. Bal. (9/8) in the season opener, Sauerbrun recorded a 49.3-yard gross punting average (41.8 net) vs. Det. (9/15) on eight

SAUERBRUN AMONG NFL'S ALL-TIME PUNTING LEADERS

HIGHEST GROSS PUNTING AVERAGE IN NFL HISTORY (MIN. 250 PUNTS)

| Player | Punts | Yards | Gross Avg. |
|-----------------------------|-------|--------|------------|
| 1. Shane Lechler (2000-05) | 442 | 20,266 | 45.9 |
| 2. Sammy Baugh (1937-52) | 338 | 15,245 | 45.1 |
| 3. Tommy Davis (1959-69) | 511 | 22,833 | 44.7 |
| 4. Yale Lary (1952-64) | 503 | 22,279 | 44.3 |
| 5. Todd Sauerbrun (1995-05) | 832 | 36,600 | 44.0 |

punts. He pinned a then career-high four punts inside the 20-yard line vs. Ari. (10/6) on five attempts while not allowing any return yards for a season-best 47.0-yard net punting average. Against T.B. (10/27), the punter had a season-best 52.6-yard gross punting average (46.3 net) on seven punts. He set Carolina single-game records with 11 punts and a career-best six inside the 20 vs. Chi. (12/22).

2001: Sauerbrun enjoyed arguably the finest season of his NFL career, playing all 16 games in his first year with Carolina and recording the highest gross punting average (47.5) in the NFL since 1963 (Yale Lary, Det. - 48.9 yds.). He was elected to his first Pro Bowl as the first Carolina punter to achieve that distinction and received several other honors, including: The Golden Toe Award (*Pro Football Weekly* / *Pro Football Writer's Association*); First-team All-Pro (*Associated Press*, *Sports Illustrated*, *Pro Football Weekly*, *College and Pro Football Newsweekly* and *The Sporting News*); and All-NFC (*Football News*). The NFL's leader in net (38.9 yds. - a career high) and gross punting average, Sauerbrun ranked second in the league with 35 punts inside the 20-yard line for the third-highest single-season total in NFL history since the league began tracking the statistic in 1976. He recorded a long punt of 73 yards that was the fifth-longest punt in the NFL on the year while drilling 43 punts longer than 50 yards, 18 longer than 60 yards and five that were at least 70 yards. He finished the year recording a 60-yard punt in nine consecutive games and made three special-teams tackles on the season. At Was. (10/21), he enjoyed one of the best games of his career and the best day ever for a Panthers punter en route to earning his first NFC Special Team Player of the Week award after establishing career highs and team single-game records with a gross average of 55.8 yards and a net average of 50.8 yards. He also equaled his career long and set a team record with a 72-yarder against the Redskins, booting five of his six punts longer than 50 yards while placing a season-high four attempts inside the 20. He tied a Panthers record with 10 punts vs. NYJ (10/28) but suffered the first blocked punt of his career in the contest. In inclement weather at Mia. (11/4), he averaged 52.3 yards on seven punts, including a career-best 73-yard punt and three 60-yard blasts. He produced consecutive games in which he boasted a gross average greater than 54 yards vs. Atl. (11/25) and at N.O. (12/2) with 54.7 and 54.3 respective averages that marked the second and third highest single-game averages in team history. He averaged 45.6 yards on five punts with a long of 63 against Stl. (12/23) to mark his ninth consecutive game with a punt longer than 60 yards.

2000: In his only season with Kansas City after signing with the club as an unrestricted free agent April 3, Sauerbrun played all 16 games for the Chiefs and punted 82 times for 3,656 yards with a 44.6-yard gross average (35.8 net). He also drilled 28 punts inside the 20-yard line and had a long punt of 68 yards while tying for fourth in the NFL with 28 punts of more than 50 yards. Sauerbrun proved to be an asset in all areas of special teams, tying a career high with nine special-teams tackles to mark the most ever for a Chiefs punter or kicker since the club began tracking that statistic in 1982. He averaged 51.0 gross yards (36.8 net) on four punts vs. Oak. (10/15) before recording a 55.7 gross average (43.0 net) when the Chiefs visited the Raiders (11/5) later in the year. He punted a season-high 10 times for a 43.1-yard gross average (36.1 net) with two inside the 20-yard line at S.D. (11/26) before placing a season-best four of his six punts inside the 20-yard line at N.E. (12/4).

1999: Sauerbrun, fully recovered from a left knee injury that ended his 1998 campaign in September of that year, appeared in all 16 games with Chicago and wrapped up his time with the Bears second in team annals with a 42.2-yard career gross average. For the season, he punted 85 times for 3,478 yards for a 40.9-yard gross average (35.4 net) and placed 20 punts inside the 20-yard line while recording a long punt of 65 and one special-teams tackle. In the season opener vs. K.C. (9/12), he placed three of his five punts inside the 20-yard line. Sauerbrun had a 48.0-yard gross punting average (43.0 net) at Oak. (9/26) on four punts. He set a season high with three punts inside the 20-yard line at T.B. (10/24). At Stl. (12/26), he recorded season bests in gross (51.8) and net (43.6) punting averages while placing two of his five punts inside the 20-yard line.

1998: Sauerbrun played three games with Chicago before sustaining a season-ending left knee injury that forced him to go on injured reserve Sept. 23. Before the injury, he led the NFC (2nd in NFL) in both gross (49.4) and net (42.1) punting averages. Sauerbrun finished the year punting 15 times with six attempts landing inside the 20-yard line. He suffered an injury to his left knee (ACL and MLL) on a roughing-the-punter call in the fourth quarter at T.B. (9/20). He underwent successful knee surgery Oct. 2.

1997: Sauerbrun appeared in all 16 games for Chicago, punting 95 times with a 42.7-yard gross punting average (32.8 net) along with 26 punts inside the 20-yard line for the third-highest single-season total in franchise history. He also ranked seventh on the Bears with a personal-best nine special-teams stops and had two rushes for eight yards. At G.B. (9/1), he completed a two-point conversion to defensive tackle Jim Flanigan after a muffed extra-point attempt. Sauerbrun had 10 punts at N.E. (9/21) for a 41.3-yard gross punting average (36.3 net) and notched a career-high 12 punts vs. N.O. (10/5) for the second-highest total in Chicago history and a Bears single-game record 524 yards. Against NYJ (11/16), he suffered a slight concussion and

missed his first play since his rookie year. After placing a season-high four punts inside the 20-yard line vs. T.B. (11/23), Sauerbrun averaged a season-best 53.6 gross yards on five punts at Det. (11/27), marking the fourth-highest single-game total in franchise history. He displayed remarkable effort at Stl. (12/14), making a touchdown-saving tackle after a blocked field-goal attempt.

1996: Sauerbrun played all 16 games for Chicago and was a second-team All-NFC choice by United Press International after ranking third in the NFC with a 44.8-yard gross average (34.9 net) on 78 punts, including 15 inside the 20-yard line and a then career-long 72-yarder. His 44.8-yard gross average represented the second-highest single-season mark in Bears history. He excelled on kickoffs, registering nine touchbacks on 57 kicks. Sauerbrun also was 2-of-2 on pass attempts, totaling 63 yards to gain first downs on a pair of fake punts. Additionally, he rushed once for three yards, securing a first down out of a punt formation. Sauerbrun had season bests in gross (53.3) and net (45.3) punting in the season opener vs. Dal. (9/2). At Was. (9/8), Sauerbrun recorded the NFC's longest punt of the season with a then career-long 72-yarder as part of a seven-punt game in which he placed a season-best three punts inside the 20-yard line. He completed a career-long 47-yard pass to running back Raymont Harris on a fake punt vs. Min. (9/15) and had a 51.1-yard gross punting average (40.0 net) in the contest. Against G.B. (10/6), Sauerbrun completed a 16-yard pass to wide receiver Bobby Engram on a fake punt and had a 52.8-yard gross punting average on three attempts.

1995: Selected by Chicago in the second round (56th overall) of the 1995 NFL Draft, Sauerbrun played 15 games as a rookie and averaged 37.8 gross yards (31.1 net) on 55 punts. He also placed 16 punts inside the 20-yard line and recorded a long punt of 61 yards while making three special-teams tackles. He handled the team's kickoff duties, drilling six of his 64 kicks for touchbacks. In his NFL debut vs. Min. (9/3), he punted five times for a 38.4-yard gross average (31.4 net) with one punt inside the 20-yard line. Sauerbrun placed three attempts inside the 20 vs. G.B. (9/11), a season high he would later match at Min. (10/30). At T.B. (9/17), he recorded a season-best 43.6-yard gross punting average (39.8 net). Sauerbrun concluded his first NFL season with a single-game best 40.0 net average on his lone punt, a 43-yarder, vs. Phi. (12/24).

COLLEGE: Sauerbrun enjoyed a record-setting four years at West Virginia University and became the NCAA's all-time leader with a 46.3-yard career gross punting average, surpassing the previous mark of 45.6 set by Reggie Roby (1979-82) at the University of Iowa. A three-time first-team All-Big East Conference selection as well as an honorable mention All-America choice as a sophomore and junior, Sauerbrun firmly established himself atop several single-season and career collegiate records. He set an NCAA record for the highest single-season gross average (min. 50 att.) with a 48.4-yard gross mark as a senior in 1994 while setting an NCAA single-year milestone with 32 punts of at least 50 yards. He averaged 60.1 yards on nine punts, including a 90-yarder, against Nebraska as a senior to set an NCAA single-game record with a 57.0-yard gross average. Sauerbrun also handled the Mountaineers' kickoff duties and was the school's place kicker in 1993 as a junior, converting 8-of-17 field goals and 30-of-32 extra points. Sauerbrun demonstrated remarkable leg strength as evidenced by allowing only 104 of his 221 career kickoffs to be returned. Initially recruiting by West Virginia as a place kicker, Sauerbrun was part of a recruiting class at the school that included Cowboys Pro Bowl kicker Mike Vanderjagt.

PERSONAL: Sauerbrun averaged 45.1 gross yards punting and kicked a 62-yard field goal as a senior at Ward Melville High School in East Setauket, N.Y. He also was regarded as one of the best prep lacrosse players in the state at Ward Melville, one of the East Coast's top lacrosse programs. Sauerbrun majored in physical education at West Virginia. He is a racquetball enthusiast who competes in tournaments on the open level in Chicago in the offseason as well as in several national tournaments. He plans to conduct kicking camps once his NFL career concludes. Todd Scott Sauerbrun was born Jan. 4, 1973, in Setauket, N.Y., and has a daughter, Brooke.

SAUERBRUN'S REGULAR SEASON RECORD

| Year | Club | G | S | No. | Yds. | Avg. | Net. | TB | In 20 | LG | Bik. |
|-----------------------|-------------|----------|------------|---------------|-------------|-------------|------------|------------|-----------|----------|------|
| 1995 | Chicago | 15 | 0 | 55 | 2,080 | 37.8 | 31.1 | 6 | 16 | 61 | 0 |
| 1996 | Chicago | 16 | 0 | 78 | 3,491 | 44.8 | 34.9 | 12 | 15 | 72 | 0 |
| 1997 | Chicago | 16 | 0 | 95 | 4,059 | 42.7 | 32.8 | 11 | 26 | 67 | 0 |
| 1998 | Chicago | 3 | 0 | 15 | 741 | 49.4 | 42.1 | 3 | 6 | 71 | 0 |
| 1999 | Chicago | 16 | 0 | 85 | 3,478 | 40.9 | 35.4 | 10 | 20 | 65 | 0 |
| 2000 | Kansas City | 16 | 0 | 82 | 3,656 | 44.6 | 35.8 | 8 | 28 | 68 | 0 |
| 2001 | Carolina | 16 | 0 | 93 | 4,419 | 47.5 | 38.9 | 17 | 35 | 73 | 1 |
| 2002 | Carolina | 16 | 0 | 104 | 4,735 | 45.5 | 37.5 | 12 | 31 | 67 | 1 |
| 2003 | Carolina | 16 | 0 | 77 | 3,433 | 44.6 | 35.6 | 9 | 22 | 64 | 3 |
| 2004 | Carolina | 16 | 0 | 76 | 3,351 | 44.1 | 37.5 | 8 | 25 | 65 | 1 |
| 2005 | Denver | 16 | 0 | 72 | 3,157 | 43.8 | 38.0 | 6 | 24 | 66 | 1 |
| CAREER TOTALS | 162 | 0 | 832 | 36,600 | 44.0 | 36.0 | 102 | 248 | 73 | 7 | |
| BRONCOS TOTALS | 16 | 0 | 72 | 3,157 | 43.8 | 38.0 | 6 | 24 | 66 | 1 | |

ADDITIONAL STATISTICS: Kickoffs — 1995 (64 for 4,056 yds., 63.4 avg., 6 TBs), 1996 (57 for 3,663 yds., 64.3 avg., 9 TBs), 1997 (29 for 1,978 yds., 68.2 avg., 6 TBs), 1998 (11 for 744 yds., 67.6 avg., 3 TBs), 1999 (27 for 1,702 yds., 63.0 avg., 3 TBs), 2000 (76 for 4,858 yds., 63.9 avg., 6 TBs), 2001 (33 for 2,164 yds., 65.6 avg., 4 TBs), 2002 (55 for 3,418 yds., 62.1 avg., 7 TBs), 2003 (1 for 36 yds., 36.0 avg.), 2004 (17 for 994 yds., 58.5 avg., 1 TB), 2005 (79 for 5,165 yds., 65.4 avg., 14 TB), TOTAL (385 for 24,722 yds., 64.1 avg., 53 TBs).

Field Goals/PATs — 2004 (1-of-1, 34-yd. LG, 4-of-4 PATs - at S.F. 11/14), TOTAL (1-of-1 FGs, 34-yd. LG, 4-of-4 PATs).

Special Teams Tackles — 1995 (3), 1996 (3), 1997 (9), 1998 (2), 1999 (1), 2000 (9), 2001 (3), 2002 (7), 2003 (1), 2004 (1), TOTAL (39).

Rushing — 1996 (1 for 3 yds.), 1997 (2 for 8 yds., LG 8), 1999 (1 for -2 yds.), 2001 (1 for 0 yds.), TOTAL (5 for 9 yds., 1.8 avg., LG 8).

Passing — 1996 (2-of-2, 63 yds., LG 47), 2003 (0-of-1), TOTAL (2-of-3, 63 yds., LG 47). Threw a 2-pt. Conv. at G.B. 9/1/97.

SAUERBRUN'S POSTSEASON RECORD

| Year | Club | G | S | No. | Yds. | Avg. | Net. | TB | In 20 | LG | Bik. |
|-----------------------|----------|----------|----------|-----------|--------------|-------------|-------------|----------|----------|-----------|----------|
| 2003 | Carolina | 4 | 0 | 21 | 910 | 43.3 | 37.7 | 2 | 5 | 59 | 0 |
| 2005 | Denver | 2 | 0 | 8 | 361 | 45.1 | 38.9 | 0 | 4 | 58 | 0 |
| CAREER TOTALS | | 6 | 0 | 29 | 1,271 | 43.8 | 38.0 | 2 | 9 | 59 | 0 |
| BRONCOS TOTALS | | 2 | 0 | 8 | 361 | 45.1 | 38.9 | 0 | 4 | 58 | 0 |

ADDITIONAL STATISTICS: Kickoffs — 2005 (10 for 673 yds., 1 TBs), TOTAL (10 for 673 yds., 1 TBs). Special teams tackles — 2004 (1), 2005 (1), TOTAL (2). Fumbles forced on special teams — 2005 (1), TOTAL (1).

SAUERBRUN'S SINGLE GAME HIGHS

(postseason in parentheses)

Punts — 12 vs. New Orleans, 10/5/97 (7, twice, last vs. New England, 2/1/04). **Gross punt average** — 55.8 at Washington, 10/21/01 (48.4 vs. Dallas, 1/3/04). **Net punt average** — 50.8 at Washington, 10/21/01 (40.0 vs. Dallas, 1/3/04). **Longest Punt** — 73 at Miami, 11/4/01 (59, twice, last at Philadelphia, 1/18/04). **Punts inside the 20** — 6 vs. Chicago, 12/22/02 (3 vs. New England, 1/14/06). **Kickoffs** — 10 vs. St. Louis, 10/22/02 (6 vs. New England, 1/14/06). **Touchbacks on kickoffs** — 3, five times, last vs. New England, 10/16/05 (1 vs. Pittsburgh, 1/22/06).



JEFF SHOATE

5-10 • 180 • 3RD YR. • SAN DIEGO STATE

BORN: March 23, 1981, in San Diego
HIGH SCHOOL: Serra High School, San Diego
ACQUIRED: Draft #5 (152nd overall), 2004
NFL YEAR: 3rd • **YEAR WITH BRONCOS:** 3rd
NFL GAMES PLAYED/STARTED: 7/0 • **POSTSEASON:** 1/0

28

CORNERBACK



SHOATE AT A GLANCE:

- A third-year cornerback who missed the entire 2005 season after he was placed on injured reserve by Denver with a left knee injury on Aug. 31, 2005.
- Played seven regular-season games as a rookie (5 on special teams only) in 2004 and totaled three special-teams tackles for the Broncos.
- Began his collegiate career at the University of Montana before transferring to San Diego State University for his final three seasons.
- Walked on at San Diego State before earning a scholarship and recorded three interceptions and four forced fumbles in his first season (2001) at the school.
- Named second-team All-Mountain West Conference as a junior and senior for the Aztecs.
- Selected by the Broncos in the fifth round (152nd overall) of the 2004 NFL Draft.

CAREER TRANSACTIONS: Signed by Denver as a draft choice 7/27/04; Placed on injured reserve (left knee) by Denver 8/31/05.



2005: Shoate was placed on injured reserve by the Broncos on Aug. 31, 2005, with a left knee injury.

2004: Selected by the Broncos in the fifth round (152nd overall) of the 2004 NFL Draft, Shoate saw action in seven regular-season games (0 starts) as a rookie and tallied three tackles on special teams. He appeared on defense in two games (at Jac. 9/19 and at T.B. 10/3) and played on special teams only in five contests. Shoate played on special teams only in the Broncos' AFC Wild Card Game at Ind. (1/9) to mark his first career post-season action. After he was inactive for the Broncos' season opener vs. K.C. (9/12), he made his NFL debut at Jac. (9/19), playing primarily on special teams while seeing brief action on defense. He appeared on special teams only vs. S.D. (9/26) before making his first special-teams tackle at T.B. (10/3) while playing briefly on defense. Inactive for Denver's next two games, he returned to the field on *Monday Night Football* at Cin. (10/25), playing special teams only. Shoate was inactive for six consecutive games (Wks. 8-14) and competed on special teams only at K.C. (12/19). His best game as a rookie came in Denver's regular-season finale vs. Ind. (1/2) when he registered a career-high two stops on special teams.

COLLEGE: Shoate played at the University of Montana (1999) and San Diego State University (2001-03), recording 157 career tackles (108 solo), seven interceptions (26 yds.), 28 pass breakups and five forced fumbles. After playing 11 games as a freshman at Montana, Shoate transferred to San Diego State as a walk-on—sitting out the 2000 season due to transfer rules—and twice earned All-Mountain West Conference second-team honors (2002-03). Regarded as one of the top deep-pass defenders in the West, Shoate picked up second-team All-MWC accolades from *College Football News* as a senior after the conference dubbed him a sec-

ond-team choice a year earlier. He earned a spot in the Aztecs' starting lineup in 2001 and recorded three interceptions (18 yds.) and four forced fumbles that year.

PERSONAL: Shoate played both quarterback and defensive back at Serra High School in San Diego. As a senior, he was named the Central League's Offensive Player of the Year after throwing for 505 yards and adding 746 rushing yards. He was a standout defensive player that year and recorded seven interceptions. Additionally, Shoate lettered in basketball and track and field, earning All-CIF honors as a hurdler. He earned a bachelor's degree in public administration from San Diego State. Shoate, born March 23, 1981, in San Diego, resides in Aurora, Colo., with his wife, Ronisa, and 6-year-old son Jesiah.

SHOATE'S REGULAR SEASON RECORD

| Year | Club | G | S | UT | A | TT | S-Yds. | I-Yds. | PD | FF | FR | TD-Int. | TD-FR | S | Pts. |
|----------------------|--------|----------|----------|----------|----------|----------|-----------------------------|------------|----------|----------|----------|----------|----------|----------|----------|
| 2004 | Denver | 7 | 0 | 0 | 0 | 0 | 0-0 | 0-0 | 0 | 0 | 0 | 0 | 0 | 0 | 0 |
| 2005 | Denver | | | | | | INJURED RESERVE (LEFT KNEE) | | | | | | | | |
| CAREER TOTALS | | 7 | 0 | 0 | 0 | 0 | 0-0 | 0-0 | 0 | 0 | 0 | 0 | 0 | 0 | 0 |

ADDITIONAL STATISTICS: Special teams tackles — 2004 (3), TOTAL (3).

SHOATE'S POSTSEASON RECORD

| Year | Club | G | S | UT | A | TT | S-Yds. | I-Yds. | PD | FF | FR | TD-Int. | TD-FR | S | Pts. |
|----------------------|--------|----------|----------|----------|----------|----------|------------|------------|----------|----------|----------|----------|----------|----------|----------|
| 2004 | Denver | 1 | 0 | 0 | 0 | 0 | 0-0 | 0-0 | 0 | 0 | 0 | 0 | 0 | 0 | 0 |
| CAREER TOTALS | | 1 | 0 | 0 | 0 | 0 | 0-0 | 0-0 | 0 | 0 | 0 | 0 | 0 | 0 | 0 |

SHOATE'S SINGLE GAME HIGHS

(Postseason in parentheses)

Interceptions — None (none). **Interception return yards** — None (none). **Sacks** — None (none). **Sack yards** — None (none).



ROD SMITH

6-0 • 200 • 12TH YR. • MISSOURI SOUTHERN

BORN: May 15, 1970, in Texarkana, Ark.
HIGH SCHOOL: Texarkana High School, Texarkana, Ark.
ACQUIRED: Rookie Free Agent, 1994
NFL YEAR: 12th • **YEAR WITH BRONCOS:** 12th
NFL GAMES PLAYED/STARTED: 167/142 • **POSTSEASON:** 13/12

80

WIDE RECEIVER



SMITH AT A GLANCE:

- A 12th-year wide receiver who holds Broncos franchise records for career receptions (797) and touchdown catches (65), both of which he secured in 2004, as well as receiving yards (10,877) and overall touchdowns (68).
- Posted 70 or more receptions in each of the last nine seasons, which is the longest active such streak in the NFL and one that is a year short of tying Tim Brown's NFL record of 10 consecutive years with 70 or more catches (1993-2002).
- Leads all undrafted players in NFL history in every major career receiving category and enters the 2006 season ranked 15th in overall league annals in career receptions (797), 16th in career receiving yards (10,877) and tied for 35th in career receiving touchdowns (65).
- Enters the 2006 season three catches away from becoming the 15th player in NFL history to record 800 career receptions and the first undrafted player to accomplish that feat.
- Became one of 25 players in NFL history to reach 10,000 career receiving yards in 2005, a feat he accomplished on *Monday Night Football* vs. Kansas City (9/26/05).
- Posted his franchise-best eighth 1,000-yard receiving season in 2005 with a team-high 1,105 receiving yards and 85 receptions, which ranked fourth in the AFC.
- Selected to the Pro Bowl in consecutive seasons from 2000-01, years in which he also earned second-team All-Pro recognition (AP), as well as in 2005.
- Ranks first on Denver's all-time yards-from-scrimmage list (11,230) and is second to only Floyd Little in combined yardage by a Bronco (11,979).
- Owns a franchise-best 31 100-yard receiving games, including a team-record eight in 2000.

80's TROPHY CASE

Pro Bowl Selections (3) . . . 2000-01, 05
All-Pro (2nd Team) 2000-01

SMITH, cont.:

- One of seven players in NFL history to record back-to-back 100-catch seasons (2000-01).
- Involved in five of the six receiving duos in Broncos history that featured two players each with 1,000 yards receiving in the same year, most recently in 2004 when he (1,144 yds.) and Ashley Lelie (1,084 yds.) both cleared the 1,000-yard receiving mark.
- Holds five of the top-10 single-season reception totals in Broncos history, including a record 113 catches in 2001 during a year in which he established an NFL record with 67 catches through the first eight games of the season.
- Owns five of the top-10 single-season receiving yardage totals in team annals, including a record 1,602 yards in 2000.
- Accumulated the second-highest single-game receiving total in Broncos history with 208 yards vs. Atlanta (10/31/04) and, with that performance, became the first Bronco and only the fourth player in the last 10 years to post at least 100 yards receiving in each half of a game.
- Begins 2006 having caught at least one pass in a franchise-record 108 consecutive games, a streak that dates back to 1999 and ranks as the fifth-longest active streak in the NFL.
- Entered the NFL with the Broncos as a college free agent on May 3, 1994, from Division II Missouri Southern University, where he set a school record with 153 career receptions.

CAREER TRANSACTIONS: Signed by Denver as a college free agent 5/3/94; Waived by Denver 8/26/94; Signed by Denver (practice squad) 8/30/94.



2005: Smith earned his third career trip to the Pro Bowl and first since 2001 as he led the Broncos and ranked ninth in the league with 85 receptions (4th in AFC) for 1,105 yards (13.0 avg.) with six touchdowns in 2005. The veteran became the NFL's first undrafted player to eclipse the 10,000-yard career receiving plateau (vs. K.C. 9/26) and was named AFC Offensive Player of the Week for the first time in his career (at Buf. 12/17). He extended his streak of consecutive games with at least one catch to 108 contests as a 16-game starter en route to his eighth 1,000-yard receiving season. He also became the Broncos' franchise leader in career touchdowns (68), passing Terrell Davis (65) midway through the year (at Oak. 11/13). Smith posted two 100-yard receiving games on the season (vs. N.E. 10/16 and at Buf. 12/17) to increase his franchise-best 100-yard game total to 31 (inc. 1 postseason game). With solid efforts in both of Denver's postseason games, Smith became the Broncos' all-time playoff leader in career receptions (49) and receiving yards (860). In an AFC Divisional Playoff Game vs. N.E. (1/14), he led the team with six catches for 96 yards (16.0 avg.), including a 42-yard reception, with one touchdown to help end the Patriots' NFL-record 10-game postseason unbeaten streak. In the game against the Patriots, Smith passed Vance Johnson (712) to move into second place on the team's all-time postseason yards from scrimmage list while becoming the franchise's all-time leading postseason receiving yardage leader, passing Johnson's mark of 719 yards. Smith added four receptions for 61 yards (15.3 avg.) in the AFC Championship Game vs. Pit. (1/22). During the game against the Steelers, Smith eclipsed Shannon Sharpe (47) to become the franchise's all-time leading postseason receptions leader (49). He also moved into 10th place on the league's all-time postseason receiving yards list (860). In the season opener at Mia. (9/11), he tied for the team lead with seven catches for 90 yards (12.9 avg.). He led the Broncos in receptions vs. S.D. (9/18) with eight catches for 83 yards during Denver's home opener. The following week on *Monday Night Football* vs. K.C. (9/26), he grabbed seven balls for 80 yards (11.4 avg.) with one touchdown while becoming the first undrafted player in NFL history (24th overall) to reach 10,000 career receiving yards. The reception that put him above the 10,000-yard mark was a 19-yard grab from Jake Plummer in the third quarter. He contributed four catches for 33 yards at Jac. (10/2) before he made two grabs for 23 yards vs. Was. (10/9). He also threw an incomplete pass against the Redskins. Smith posted his first 100-yard receiving game of the season when he made six catches for 123 yards (20.5 avg.) with one touchdown vs. N.E. (10/16). He made the team's longest reception of the season—72 yards—to set up the Broncos' first touchdown against New England. He added three receptions for 51 yards at NYG (10/23), including a 37-yarder that led to a Denver touchdown. In the Broncos' best offensive output of the season and second-best in franchise history (564 yds.) vs. Phi. (10/30), he tied for the team lead with five receptions for a team-high 76 yards (15.2

CAREER RECEIVING LEADERS AMONG UNRAFTED PLAYERS

| MOST RECEPTIONS | | | | MOST RECEIVING YARDS | | | MOST RECEIVING TOUCHDOWNS | | |
|------------------|-----------|------|--|----------------------|-----------|--------|---------------------------|-----------|-----|
| Player | Years | Rec. | | Player | Years | Yds. | Player | Years | TDs |
| 1. Rod Smith | 1995-2005 | 797 | | 1. Rod Smith | 1995-2005 | 10,877 | 1. Rod Smith | 1995-2005 | 65 |
| 2. Wayne Chrebet | 1995-2005 | 580 | | 2. Drew Pearson | 1973-83 | 7,822 | 2. Stephone Paige | 1983-91 | 49 |
| 3. J.T. Smith | 1978-90 | 544 | | 3. Wayne Chrebet | 1995-2005 | 7,365 | 3. Drew Pearson | 1973-83 | 48 |
| 4. Drew Pearson | 1973-83 | 489 | | 4. Reggie Rucker | 1970-81 | 7,065 | 4. Reggie Rucker | 1970-81 | 44 |
| 5. Reggie Rucker | 1970-81 | 447 | | 5. J.T. Smith | 1978-90 | 6,974 | 5. Paul Coffman | 1978-88 | 42 |

avg.) with one touchdown that moved him into a tie with Terrell Davis (65) for the franchise lead in career touchdowns. Smith also increased his streak of consecutive games with a reception to 100 in the game against the Eagles. He made five grabs for 50 yards, including a 27-yard touchdown, at Oak. (11/13). His touchdown catch against Oakland moved Smith ahead of Davis into first place on the franchise's all-time touchdowns list (66). He also passed Charlie Joiner and Michael Irvin (both have 750) for 16th place on the league's all-time receptions list against the Raiders. In each of the next two games, he recorded five catches for 57 yards in Denver's games vs. NYJ (11/20) and on Thanksgiving Day at Dal. (11/24). He also had a 20-yard touchdown catch against the Cowboys. At K.C. (12/4), he contributed six catches for 79 yards to surpass James Lofton (764) for 15th place on the league's all-time receptions list. He also gained seven yards on a reverse and was sacked once (11 yds.) against the Chiefs. Smith earned AFC Offensive Player of the Week honors for the first time in his career during a win at Buf. (12/17) that clinched a playoff spot for Denver. He posted team highs in both receptions and receiving yards as he hauled in 11 passes for 137 yards (12.5 avg.) with one touchdown against the Bills. He outjumped Bills safety Troy Vincent and snatched a batted pass out of the air for a 3-yard touchdown to tie the score at 7-7. Against the Bills, Smith eclipsed the 1,000-yard receiving plateau for the eighth time in his career with a 9-yard catch with less than three minutes remaining in the third quarter. Smith became the NFL's all-time leading receiver in games played against the Raiders with his five-catch, 91-yard performance (18.2 avg.) vs. Oak. (12/24) to help Denver clinch the No. 2 seed in the AFC Playoffs. Smith's play against Oakland moved his career receptions total to 99 against the club. In limited action in the regular-season finale at S.D. (12/31), he made one catch for 11 yards to extend his streak of consecutive games with at least one reception to 108 games and move to within three catches (797) of 800 for his career.

2004: The Broncos' NFL Walter Payton Man of the Year finalist, Smith led Denver with 79 receptions and 1,144 receiving yards (14.5 avg.) with seven touchdowns in 16 regular-season starts to post his franchise-best seventh 1,000-yard season. Smith led the Broncos in receiving yards for the eighth consecutive year and paced Denver in receptions for the sixth time in the past eight seasons (1998-99, 2001-04), ranking seventh in the AFC in receiving yards and ninth in the conference in receptions. It was a banner year for the veteran receiver as he became the Broncos' franchise leader in receptions (712) and touchdown catches (59) by passing former tight end Shannon Sharpe in both categories vs. Hou. (11/7). Additionally, he became one of 20 players in NFL history to record 700 career receptions in Denver's game at K.C. (12/19), passing Gary Clark (699 catches) for 20th on the NFL's all-time receptions list. The year saw him join 31 other players in NFL history with more than 9,000 career receiving yards (at Cin. 10/25) and become the only undrafted player to accomplish that feat. He posted one of the NFL's highest single-game receiving outputs on the season with 208 yards vs. Atl. (10/31), becoming only the second Bronco in team history to top 200 receiving yards in a game. Smith was selected by his teammates as an offensive co-captain, joining quarterback Jake Plummer in that role, and caught a pass in all 16 games to extend his franchise-record streak to 92 consecutive games with a catch. He moved past Haven Moses (at Oak. 10/17) for most regular-season games played by a receiver in team history with 151 at the end of the year. He also was a strong special teams player, leading the Broncos and ranking fourth in the AFC (7th in NFL) in punt-return average with a 10.1 average on 22 returns for 223 yards. Smith caught a team-high and career-postseason best seven passes for 99 yards (14.1 avg.), including a 30-yard reception, with one touchdown in Denver's AFC Wild Card Game at Ind. (1/9). His 9-yard touchdown grab in the third quarter against the Colts was the fifth touchdown reception of his playoff career, giving him sole possession of first place on the Broncos' all-time list of postseason touchdown catches. He recorded a game-high seven receptions for 76 yards (10.9 avg.) vs. K.C. (9/12) in Denver's season opener while serving as the Broncos' sole punt returner with four returns for 55 yards (13.8 avg.), including a 30-yard return that was the longest in the NFL that week. Smith had game highs in receptions (6) and receiving yards (83) for a 13.8 average at Jac. (9/19). He caught his first touchdown (16 yds.) of the season vs. S.D. (9/26), passing Sharpe for seventh place on the Broncos' all-time scoring list with 338 points and led Denver in receiving yards (75 yards on five catches) for the third consecutive game. Smith led or tied for the team high in receptions for the fifth consecutive game vs. Car. (10/10) with four catches for a team-high 60 yards (15.0 avg.). His hustle was exemplified by running nearly 100 yards in an effort to chase down Panthers defensive end Julius Peppers, who intercepted a Plummer pass and took it back 97 yards before getting tangled up with Smith at the Broncos' 3-yard line. In starting at Oak. (10/17), Smith moved past Moses for most games played (142) by a receiver in team history. He turned in another solid outing on *Monday Night Football* at Cin. (10/25) with five catches for 50 yards (10.0 avg.). Against the Bengals, he caught his second touchdown of the season in the second quarter on a 3-yard pass and eclipsed 9,000 career receiving yards, becoming one of 31 players and the only undrafted player to accomplish that feat. With a career-high 208 receiving yards vs. Atl. (10/31), Smith posted the second-most receiving yards in a game in franchise history and joined Sharpe as

DENVER BRONCOS CAREER RECEIVING LEADERS

| MOST RECEPTIONS | | | | MOST RECEIVING YARDS | | | MOST RECEIVING TOUCHDOWNS | | |
|-------------------|----------------|------|--|----------------------|----------------|--------|---------------------------|----------------|-----|
| Player | Years | Rec. | | Player | Years | Yds. | Player | Years | TDs |
| 1. Rod Smith | 1995-2005 | 797 | | 1. Rod Smith | 1995-2005 | 10,877 | 1. Rod Smith | 1995-2005 | 65 |
| 2. Shannon Sharpe | 1990-99, 02-03 | 675 | | 2. Shannon Sharpe | 1990-99, 02-03 | 8,439 | 2. Shannon Sharpe | 1990-99, 02-03 | 55 |
| 3. Lionel Taylor | 1960-66 | 543 | | 3. Lionel Taylor | 1960-66 | 6,872 | 3. Ed McCaffrey | 1995-2003 | 46 |
| 4. Ed McCaffrey | 1995-2003 | 462 | | 4. Ed McCaffrey | 1995-2003 | 6,200 | 4. Haven Moses | 1972-81 | 44 |
| 5. Vance Johnson | 1985-93, '95 | 415 | | 5. Steve Watson | 1979-87 | 6,112 | 5. Steve Watson | 1979-87 | 44 |
| 6. Riley Odums | 1972-83 | 396 | | 6. Riley Odums | 1972-83 | 5,755 | 6. Riley Odums | 1972-81 | 41 |
| 7. Steve Watson | 1979-87 | 353 | | 7. Vance Johnson | 1985-93, '95 | 5,695 | 7. Vance Johnson | 1985-93, '95 | 37 |
| 8. Haven Moses | 1972-81 | 302 | | 8. Haven Moses | 1972-81 | 5,450 | 8. Steve Watson | 1979-87 | 36 |

70 OR MORE CATCHES FOR NINE YEARS IN A ROW

MOST CONSECUTIVE SEASONS WITH 70 OR MORE RECEPTIONS, NFL HISTORY

| Player | Team | Consecutive 70-Catch Seasons | Years | Reception Totals (chron. order) |
|--------------|-----------|---------------------------------|------------|---|
| 1. Tim Brown | Raiders | 10 | 1993-2002 | 80, 89, 89, 90, 104, 81, 90, 76, 91, 81 |
| 2. Rod Smith | Denver | 9 | 1997-Pres. | 70, 86, 79, 100, 113, 89, 74, 79, 85 |
| Cris Carter | Minnesota | 9 | 1993-2001 | 86, 122, 122, 96, 89, 78, 90, 96, 73 |

the only two Broncos in team history to go over the 200-yard receiving mark in a game. Additionally, his 208 yards at the time marked the highest single-game receiving output in the NFL for the year. He caught a season and game-high nine passes against the Falcons, including an 80-yard touchdown pass in the first quarter that tied him with Sharpe for most career touchdowns in franchise history (55) and was his regular-season career long at the time. Smith's consistency against the Falcons was evident as he became the first Bronco and the fourth NFL player in the last 10 years to record 100 or more yards receiving in each half (107 yds. in the first half, 101 yds. in the second half). He became the Broncos' all-time leader in receptions and touchdown catches vs. Hou. (11/7) with three catches for 29 yards (9.7 avg.), including a 13-yard touchdown in the second quarter in which Plummer found the receiver wide open in the left corner of the end zone to move him into first place all time in touchdowns. Smith's 9-yard reception in the second quarter gave him more receptions than any other player in franchise history. In snowy, frigid conditions vs. Oak. (11/28), he recorded a career-long 85-yard touchdown reception that marked the eighth-longest passing play in team history on the way to finishing the game with two catches for 99 yards (49.5 avg.). He caught six of the Broncos' first eight receptions vs. Mia. (12/12) and recorded a game-high eight receptions for 97 yards (12.1 avg.) while moving into 21st on the NFL's all-time receptions list (passing Terrence Mathis). He became one of 20 players in NFL history to record 700 career receptions at K.C. (12/19) as he used a six-catch, 75-yard effort (12.5 avg.) with one touchdown to reach the 700-mark in catches, passing Gary Clark for 20th all time in career receptions in NFL history, while eclipsing the 1,000-yard receiving mark for the seventh time in his career. Smith caught a touchdown pass in a six-catch, 58-yard effort at Ten. (12/25). He had six receptions for the third consecutive game in the regular-season finale vs. Ind. (1/2).

2003: Smith started 15 regular-season games and led Denver with 74 receptions (T-7th in AFC) for 845 yards (11.4 avg.) with three touchdowns. He also rushed 10 times for 98 yards (9.8 avg.) with a long of 26 and averaged 21.2 yards on six punt returns (127 yds.) with one touchdown, a long of 65 (TD) and eight fair catches. He led the Broncos in receiving yards (845) for the seventh consecutive season and led the team in receptions (74) for the fifth time in the past seven seasons (1998-99, 2001-03). Voted offensive captain by his teammates, Smith caught his 600th career pass vs. S.D. (11/16) to become the 31st NFL player to reach that milestone and finished the regular season having caught a pass in a team-record 76 consecutive games. Smith started and led the team in receiving with five catches for 66 yards (13.2 avg.) with a touchdown in the Broncos' AFC Wild Card Game at Ind. (1/4). He passed Steve Sewell (31) for fourth place in postseason receptions by a Bronco (32), and with the touchdown, tied Vance Johnson (4) for the franchise postseason record. In the season opener at Cin. (9/7), he caught five passes for a team-high 43 yards and tied a career high for rushing attempts when he ran the ball three times for 23 yards. At S.D. (9/14), Smith again led all Broncos receivers with five receptions for 71 yards (14.2 avg.). He was ejected vs. Oak. (9/22) with 7:49 remaining in the second quarter after inadvertently striking an official while trying to separate himself from Raiders defensive tackle Chris Cooper after the whistle had blown. Playing in place of the injured Deltha O'Neal on special teams, Smith had one punt return for 15 yards against the Raiders that marked his first punt return since Sept. 14, 1997, vs. St. Louis. At K.C. (10/5), he caught a team and then season-high eight passes for 130 yards (16.3 avg.) and completed a pass to running back Clinton Portis for a 72-yard gain. Against the Chiefs, Smith extended his franchise record with his 27th career 100-yard game (9th vs. K.C.). His 72-yard pass completion was the longest of his career with the only other completion coming on a 14-yard pass to John Elway vs. Oakland on Nov. 22, 1998. The next week vs. Pit. (10/12), Smith caught four passes for 70 yards (17.5 avg.) with a touchdown (11 yds.), his first of the season and 50th of his career, while rushing once for a 26-yard gain. Smith caught four passes for 23 yards (5.8 avg.) and rushed twice for nine yards (4.5 avg.) at Bal. (10/26). The Ravens' game marked Smith's 69th consecutive game with a catch, breaking Ed McCaffrey's franchise-record streak of 68, which was snapped in the season opener at Cin. (9/7). He also took over the punt return duties against the Ravens, returning two punts for 19 yards. Smith led the team with 58 yards on four catches (14.5 avg.) vs. N.E. (11/3). He recorded a season-high 10 catches for 84 yards (8.4 avg.) vs. S.D. (11/16) in becoming the 31st player in NFL history to record 600 or more career receptions. He reached the milestone on his second catch of the game, a 7-yard grab from Plummer at 8:51 of the first quarter. Smith also scored his first career touchdown on a punt return in the Chargers' game with a 65-yard return for a score in the second quarter to highlight a stellar day with three returns for 93 yards (31.0 avg.). Coupled with O'Neal's 57-yard return for a touchdown in the Broncos' previous game vs. N.E. (11/3), it marked the first time in NFL history that a team had returned a punt for a touchdown in consecutive games by different players. Smith led Denver with nine receptions for 86 yards (9.6 avg.) with a touchdown vs. Chi. (11/23). Against K.C. (12/7), Smith tallied seven receptions for 85 yards (12.1 avg.) and rushed twice for 32 yards (18.0 avg.) with a long of 23 yards to pass Floyd Little (8,741) for second on the Broncos' all-time list for total yards from scrimmage.

MOST CATCHES IN FIRST EIGHT GAMES OF A SEASON, NFL HISTORY

| Player | Team | Year | Catches | Total for Season |
|--------------------|--------------|------|---------|------------------|
| 1. Marvin Harrison | Indianapolis | 2002 | 69 | 143 |
| 2. Rod Smith | Denver | 2001 | 67 | 113 |
| 3. Torrey Holt | St. Louis | 2003 | 63 | 117 |

He also resumed punt return duties for the day, fair catching three kicks in place of O'Neal, who was away from the team to be with his ill father. He added four receptions at Ind. (12/21) for 42 yards (11.4 avg.) along with a 13-yard rush. On Smith's first catch of the night, he gained nine yards and surpassed running back Terrell Davis (8,887 yds.) to claim first place on the Broncos' all-time yards-from-scrimmage list. He was inactive at G.B. (12/28) after the Broncos clinched a playoff spot a week earlier.

2002: Smith—voted offensive captain by his teammates—started all 16 games and led Denver with 89 receptions for 1,027 yards (11.5 avg.) with a long of 46 and a team-leading five touchdown receptions. He posted his sixth consecutive 1,000-yard receiving season (6th overall) to extend franchise records in both cases while eclipsing the 500-catch mark vs. Mia. (10/13). Smith tied for eighth in the AFC in receptions (11th in NFL) and tied for ninth in the conference in receiving yards. He ended the year as the Broncos' all-time leader in receiving yards (7,783), receiving touchdowns (49) and 100-yard games (27); ranked second in receptions (559) and third in total touchdowns (51). Smith caught at least seven passes in four consecutive games and caught at least five passes in 13-of-16 games. In the Broncos' win vs. Buf. (9/22), he caught seven passes for a season-high 94 yards (13.4 avg.) with a touchdown while passing Lionel Taylor (6,872) for second place in Broncos history for receiving yards. His touchdown catch also allowed him to tie Sammy Winder (48) for third in total touchdowns by a Bronco. He attempted a pass at Bal. (9/30), which fell incomplete, to mark the second pass attempt of his career (Smith completed a 14-yard pass to John Elway vs. Oakland on Nov. 22, 1998). He caught a season-high nine passes for 88 yards (9.8 avg.) vs. Mia. (10/13), surpassing the 500-catch plateau for his career. His 500th catch came on a 10-yard toss from Brian Griese with 2:25 remaining in the first quarter. At Sea. (11/17), Smith caught a 14-yard touchdown pass from Steve Beuerlein with 5:20 remaining in the game, his third of the season and the 47th scoring reception of his career to tie Shannon Sharpe for the franchise record. He also passed Sammy Winder (48) for third place in total touchdowns by a Bronco in the team's contest against the Seahawks. Against Ind. (11/24), Smith became the Broncos' all-time receiving yards and touchdown receptions leader, passing Sharpe in both categories. At NYJ (12/8), he passed Lionel Taylor (543) for second place in career receptions by a Bronco as he caught six passes for 38 yards (6.3 avg.). Smith's longest reception of the season came vs. K.C. (12/15) on a 46-yard pass from Griese en route to three catches for 83 yards (27.7 avg.). He caught five passes for 62 yards (12.4 avg.) in the season finale vs. Ari. (12/29), including a 10-yard touchdown pass.

2001: Smith—voted to play in the Pro Bowl for the second consecutive season and as a starter for the first time; named second-team Associated Press All-Pro, first-team *Football Digest* All-Pro and *Pro Football Weekly* All-AFC; voted a team captain by his teammates—played 15 games (14 starts) for Denver and posted outstanding numbers. He missed his only game at Mia. (12/2) because of a sprained left ankle and played but did not start at K.C. (12/16) because the Broncos opened the game with an extra tight end. He led the NFL in receptions with a franchise-record 113 and ranked third in the AFC in receiving yards (1,343; 6th in NFL) for an 11.9 average with 11 receiving touchdowns. He became one of only six players in NFL history to catch 100 or more passes in back-to-back seasons (Jerry Rice, Herman Moore and Marvin Harrison-3; Cris Carter, Sterling Sharpe and Smith-2), and his 1,343 receiving yards were the second most in a season by a Bronco behind only his franchise-record 1,602 yards in 2000, giving Smith four of the top seven single-season marks in franchise history. Smith ranked second in the AFC (3rd in NFL) in receiving touchdowns, fifth (T-7th in NFL) in total touchdowns and fifth (8th in NFL) in scoring (non-kickers) with 68 points. Smith also tied for eighth (16th in NFL) in total yards from scrimmage (1,370); fifth (T-8th in NFL) in total first downs (77); tied for first (Harrison, IND) in the NFL in receiving first downs (75) and tied for the NFL lead in third-down receptions (30-286-9.5 avg.-4TDs) with Minnesota's Randy Moss. His 67 receptions through the first eight games were the most ever by an NFL player at that stage of a season, breaking the record of 60 held by Minnesota's Cris Carter (1994) and Phoenix's J.T. Smith (1989). Smith started the season opener vs. NYG (9/10) and caught nine passes for 115 yards with one touchdown while rushing once for 24 yards. He continued to be the go-to guy at Ari. (9/23), catching a franchise-record 14 passes for 162 yards (11.6 avg.) with two touchdowns. He broke the club record of 13 catches in a game, which he shared with three others. It also was his second consecu-

DENVER BRONCOS SINGLE-SEASON RECEIVING LEADERS

| MOST RECEPTIONS | | | MOST RECEIVING YARDS | | | MOST RECEIVING TOUCHDOWNS | | |
|-------------------|------|------|----------------------|------|-------|---------------------------|------|-----|
| Player | Year | Rec. | Player | Year | Yds. | Player | Year | TDs |
| 1. Rod Smith | 2001 | 113 | 1. Rod Smith | 2000 | 1,602 | 1. Anthony Miller | 1995 | 14 |
| 2. Ed McCaffrey | 2000 | 101 | 2. Rod Smith | 2001 | 1,343 | 2. Steve Watson | 1981 | 13 |
| 3. Rod Smith | 2000 | 100 | 3. Ed McCaffrey | 2000 | 1,317 | 3. Rod Smith | 1997 | 12 |
| Lionel Taylor | 1961 | 100 | 4. Steve Watson | 1981 | 1,244 | Lionel Taylor | 1960 | 12 |
| 5. Lionel Taylor | 1960 | 92 | 5. Lionel Taylor | 1960 | 1,235 | 5. Rod Smith | 2001 | 11 |
| 6. Rod Smith | 2002 | 89 | 6. Rod Smith | 1998 | 1,222 | Al Denson | 1967 | 11 |
| 7. Shannon Sharpe | 1994 | 87 | 7. Rod Smith | 1997 | 1,180 | 7. five times | | 10 |

MOST RECEPTIONS OF 20 YARDS OR MORE, 2000 SEASON

| Player | Team | Rec. of 20 yds. or more | Longest Reception |
|----------------|-----------|----------------------------|-------------------|
| 1. Rod Smith | Denver | 28 | 49 |
| Torry Holt | St. Louis | 28 | 85t |
| 3. Randy Moss | Minnesota | 25 | 66 |
| 4. Isaac Bruce | St. Louis | 24 | 78t |
| 5. Eric Moulds | Buffalo | 23 | 52 |

tive 100-yard game to open the season, the first time he has started the season in such a manner and only the second time a Bronco has done so (Mike Pritchard, 1994). Smith's second touchdown of the Arizona contest was the 36th of his career, tying Steve Watson for seventh place in Bronco annals. His 162 receiving yards represented his third best single-game total. Smith led the team vs. Bal. (9/30) with five catches for 83 yards (16.6 avg.) to move into fourth on Denver's career receiving yards list, passing Riley Odoms (5,755) and Vance Johnson (5,695). Smith posted his third 100-yard receiving game of the season vs. K.C. (10/7), catching eight passes for 110 yards (13.8 avg.) with a touchdown. It marked the first time he had 100 yards receiving in three of the season's first four games and also was his 24th career 100-yard game (regular season) to tie him with Lionel Taylor for the franchise record. At Sea. (10/14), Smith claimed sole possession of sixth place on the Broncos' all-time list for touchdown receptions, catching his 38th to break a tie with Johnson. He also moved into fourth on the club's career receptions list in the Seahawks' contest in passing Odoms (396). Smith caught his 400th career pass in the first quarter at S.D. (10/21)—an 8-yard reception from Brian Griese—and topped the 6,000-yard career receiving mark in the fourth quarter on a 13-yard reception from Griese. Smith posted his fourth 100-yard game of the season vs. N.E. (10/28), catching six passes for 159 yards with one touchdown, which came on a season-best 65-yard pass play. The 100-yard game was the 25th of Smith's career, giving him the franchise record, passing Lionel Taylor. He also passed Steve Watson (6,112) for third place on the Broncos' all-time list for receiving yards, finishing the day with 6,171. Smith had a big game at Oak. (11/5), catching 10 passes for 91 yards (9.1 avg.) with two touchdowns to tie Odoms for fifth on the Broncos' career receiving touchdowns list. Smith also caught a two-point conversion from Griese in the game. In the second quarter against the Raiders, he caught his fourth pass of the night, the 416th of his career, moving him into third place on the franchise list ahead of Johnson (415). Smith continued his steady pace vs. S.D. (11/11), catching five passes for 74 yards (14.8 avg.), with a long of 32. He left the game against the Chargers late in the third quarter with a twisted ankle and did not return. He saw little playing time vs. Was. (11/18) because of the ankle injury but caught a 1-yard touchdown in the second quarter to raise his career total to 42 and pass Odoms for fifth place all-time in touchdown receptions by a Bronco. Smith played his 100th career NFL game at Dal. (11/22) and suffered a severely sprained left ankle in the game that forced him to miss Denver's next contest at Mia. (12/2). He returned to the starting lineup vs. Sea. (12/9) and caught a game-high eight passes for 66 yards (8.3 avg.). Smith hit the century mark in receiving yards for the fifth and final time in 2001 at K.C. (12/16), extending his franchise career record to 26. Against the Chiefs, he caught eight passes for 100 yards (12.5 avg.) with a touchdown. Smith's 11-yard scoring reception from Gus Frerotte in the second quarter was his 10th of the season and 43rd of his career. Smith continued to carve out his place in the Broncos' record book vs. Oak. (12/30), catching eight passes for 56 yards (7.0 avg.) and scoring one touchdown. His eight catches on the day gave him 106 for the season, a franchise single-season high, breaking the old record of 101 set a year earlier by Ed McCaffrey (Smith had 100 that season). Smith's record-breaking 102nd catch came on a 5-yard pass from Griese with 5:12 remaining in the third quarter. He became the first Bronco in team history to catch 100 passes in consecutive seasons and just the sixth in NFL history. The touchdown catch was the 11th of the season for Smith (one shy of his career best, set in 1997) and the 44th of his career to tie the franchise record shared by Lionel Taylor, Haven Moses, Shannon Sharpe and McCaffrey. His seven catches at Ind. (1/6) gave him 113 on the season, the most in the NFL and the best ever by a Bronco.

2000: Smith—voted to play in his first Pro Bowl; named second-team All-NFL by the Associated Press; named first-team All-Pro by *USA Today*, *College & Pro Newsweekly* and *Football Digest* and All-AFC by *Pro Football Weekly* and *Football News*—started at wide receiver for Denver in all 16 regular-season games and led the AFC in receiving yards (2nd in NFL) while ranking third in the AFC (4th in NFL) in receptions with a career-high 100 catches for a franchise-record 1,602 yards (16.0 avg.), an average of 100.1 yards per game. He also had eight receiving touchdowns and had one rushing touchdown (50 yds.) among his six carries for 99 yards (16.5 avg.). Smith's 100 receptions tied for second most by a Bronco in a single season, trailing only

NFL PLAYERS WITH BACK-TO-BACK 100-CATCH SEASONS

| Player | Team | Consecutive 100-catch Seasons | Years | Reception Totals |
|--------------------|---------------|----------------------------------|-----------|--------------------|
| 1. Marvin Harrison | Indianapolis | 4 | 1999-2002 | 115, 102, 100, 143 |
| 2. Herman Moore | Detroit | 3 | 1995-97 | 123, 106, 104 |
| Jerry Rice | San Francisco | 3 | 1994-96 | 112, 122, 108 |
| 4. Rod Smith | Denver | 2 | 2000-01 | 101, 113 |
| Cris Carter | Minnesota | 2 | 1994-95 | 122, 122 |
| Randy Moss | Minnesota | 2 | 2002-03 | 106, 111 |
| Sterling Sharpe | Green Bay | 2 | 1992-93 | 108, 112 |

DENVER BRONCOS ALL-TIME POSTSEASON RECEIVING LEADERS

| MOST RECEPTIONS | | | MOST RECEIVING YARDS | | | MOST RECEIVING TOUCHDOWNS | | |
|-------------------|------|------|----------------------|------|------|---------------------------|------|-----|
| Player | Gms. | Rec. | Player | Gms. | Yds. | Player | Gms. | Tds |
| 1. Rod Smith | 13 | 49 | 1. Rod Smith | 13 | 860 | 1. Rod Smith | 13 | 6 |
| 2. Shannon Sharpe | 12 | 47 | 2. Vance Johnson | 10 | 719 | 2. Vance Johnson | 10 | 4 |
| 3. Vance Johnson | 10 | 41 | 3. Shannon Sharpe | 12 | 505 | 3. eight players | | 2 |
| 4. Ed McCaffrey | 9 | 36 | 4. Ed McCaffrey | 9 | 490 | | | |
| 5. Steve Sewell | 11 | 31 | 5. Mark Jackson | 10 | 422 | | | |

teammate Ed McCaffrey's franchise-record 101 in 2000, and matched the previous standard held by Lionel Taylor (1961). It made him the 28th player in NFL history to reach 100 in a season, and made he and McCaffrey the second tandem in NFL history each catch 100 passes in a season (Detroit's Herman Moore-123 and Brett Perriman-108 did so in 1995). Additionally, his 1,602 receiving yards tied for ninth most in a season in NFL history (with San Diego's Lance Alworth, 1965). Smith was named AFC Offensive Player of the Month for November, the first such honor of his career, when he caught 26 passes for 479 yards (18.4 avg.) with one touchdown and rushed three times for 78 yards (26.0 avg.) with a score to help the Broncos to a 4-0 record. Smith ranked third in the AFC (8th in NFL) in yards-per-reception average; tied for sixth in the AFC (T-11th in NFL) with eight receiving touchdowns; ranked fifth in the AFC (10th in NFL) in total yards from scrimmage (1,701 yds.); led the NFL in receiving first downs (77) while ranking seventh (11th in NFL) in total first downs (80); tied for eighth in the AFC (T-12th in NFL) in third-down receiving (22-408-18.5 avg.-49LG-3TD) and tied for the NFL lead in pass receptions of 20 yards or longer with 28 (Torry Holt). Stretching back to the 1999 season, Smith finished 2000 on a tear in his last 25 games by averaging 6.4 receptions for 93.1 yards per game (160 catches for 2,328 yds.). Smith started in an AFC Wild Card Game at Bal. (12/31) and caught three passes for 58 yards (19.3 avg.) with a long of 24. In the season opener at Stl. (9/4), Smith caught three passes for 88 yards (29.3 avg.) with one touchdown while adding one rush for eight yards. He was sensational vs. Atl. (9/10) with a game-high seven receptions for 117 yards (16.7 avg.) with two touchdowns (37 and 11 yds.). It was his 14th career 100-yard game and catapulted him over the 4,000-yard mark in career receiving. At Oak. (9/17), he had seven catches for the second week in a row to total 63 yards (9.0 avg.). Against N.E. (10/1), Smith tied the franchise record for receptions, hauling in 13 passes for 160 yards (14.8 avg.). In the Patriots' game, he also moved into eighth place on the Broncos' all-time receiving yards list, passing Rick Upchurch (4,369). He caught a career-high three touchdown passes vs. Cle. (10/15) on a day in which he moved past Haven Moses (302) for seventh place on the Broncos' all-time career receptions list. Smith caught five passes for 111 yards (22.2 avg.) against the Browns and rushed once for eight yards while recording his seventh career multiple-touchdown game (1 with 3 TDs, 6 with 2). He eclipsed the 100-yard receiving mark for the second consecutive week at Cin. (10/22) with 110 yards and a touchdown on seven receptions (15.7 avg.). Additionally, his touchdown was the 32nd receiving score of his career, tying him with Al Denson for eighth in franchise history. It marked the second consecutive week both Smith and McCaffrey topped the 100-yard receiving mark, just the second time in franchise history that feat has occurred, and the first since 1962. Smith tied a franchise record with his third consecutive 100-yard receiving game (Taylor-1961, Mark Jackson-1988 and Anthony Miller-1994) at NYJ (11/5), catching five passes for a game-high 134 yards. In the 10th game, vs. Oak. (11/13), Smith went above the 1,000-yard mark for the season, his fourth consecutive 1,000-yard campaign to extend his own franchise record. Additionally, his four career 1,000-yard receiving seasons ties the franchise record held by Lionel Taylor (1960-61, '63, '65). Smith was a key in the Broncos' 38-37 win vs. S.D. (11/19), hauling in a game-high 11 receptions for a career-high 187 yards (17.0 avg.) to mark the second-highest total in club history. It was Smith's seventh 100-yard receiving game of the season, tying the previous club record. Smith caught his eighth touchdown pass of the year against the Chargers, a 26-yarder from Gus Frerotte, to trigger a 21-point fourth-quarter outburst that propelled Denver to the dramatic come-from-behind win. Smith also went above the 5,000-yard receiving mark for his career in the game against San Diego. In Denver's 38-31 win at Sea. (11/26), Smith broke Watson's franchise record for receiving yards in a season (1,244 yds.) by catching four passes for 82 yards (20.5 avg.) to reach 1,314 yards for the year with four games remaining. He also had the best rushing day of his career at the Seahawks with three carries for 78 yards (26.0 avg.), including a career-best 50-yard run for a touchdown. He had another strong performance vs. Sea. (12/10) with 82 yards on five receptions (16.4 avg.). Smith claimed several more milestones at K.C. (12/17) with his club-record eighth 100-yard receiving game of the season (6 catches for 101 yds., 16.8 avg.), breaking the previous standard of seven set by Taylor in 1960. It was also the 21st of his career to mark the second

PASS-CATCHING CONSISTENCY

| CONSEC. GAMES WITH A RECEPTION, NFL, ACTIVE | | | CONSEC. GAMES WITH A RECEPTION, BRONCOS | | |
|---|------|-------------------|---|------|-----------|
| Player | Gms. | Began | Player | Gms. | Years |
| 1. Marvin Harrison, Ind. | 155 | 9/1/96 vs. Ari. | 1. Rod Smith | 108 | 1999-2005 |
| 2. Keyshawn Johnson, Car. | 151 | 9/1/96 at Den. | 2. Ed McCaffrey | 68 | 1997-2003 |
| 3. Terrell Owens, Dal. | 136 | 10/20/96 vs. Cin. | 3. Lionel Taylor | 62 | 1960-64 |
| 4. Hines Ward, Pit. | 118 | 11/9/98 vs. G.B. | 4. Shannon Sharpe | 60 | 1995-99 |
| 5. Rod Smith, Den. | 108 | 9/26/99 at T.B. | 5. Steve Watson | 49 | 1983-86 |

most in franchise history (Lionel Taylor-24). Smith caught eight passes for 80 yards (10.0 avg.) in the regular-season finale vs. S.F. (12/23) to reach 100 catches for the season, becoming just the 28th player in NFL history to accomplish the feat in a single season. He also moved past Watson (353) for sixth place on Denver's all-time receptions list.

1999: Smith started 15 games and led the Broncos with 79 receptions for 1,020 yards (12.9 avg.) with four touchdowns and a long reception of 71 yards. Denver's nominee for the Ed Block Memorial Courage Award, he ranked fifth in the AFC in receptions and ninth in receiving yards and was magnificent over the final nine games of the year, catching 60 passes for 726 yards, an average of 6.7 catches and 80.7 yards per game. By finishing with 1,020 yards, Smith became the first player in franchise history to post three consecutive seasons with 1,000 or more receiving yards, and together with Ed McCaffrey (1,018) made it two consecutive seasons with two receivers topping 1,000 for the fourth time overall in franchise history that such a feat occurred. Smith was inactive at K.C. (9/19) due to a groin injury suffered late in the first half of the season opener vs. Mia. (9/13). His first two catches of the season came at T.B. (9/26), and he added three more for a season-high 90 yards vs. NYJ (10/3), including a 71-yard grab. He topped all receivers at Oak. (10/10) with 79 yards on seven receptions (11.3 avg.), including his first touchdown of the season despite being hampered by a sore groin. Smith posted his highest yardage total of the season vs. Min. (10/31) with seven catches for 117 yards (16.7 avg.) to mark his 12th career 100-yard game and first of the year. He led all receivers the following week at S.D. (11/7) with five catches for 70 yards (14.0 avg.) and was the leader in catches a week later at Sea. (11/14) with seven for 63 yards (9.0 avg.). Smith posted a then season-high eight catches in recording his second 100-yard game of the season with 106 yards vs. K.C. (12/5). His third touchdown of the season came from Brian Griese at Jac. (12/13), and he finished with six catches for 92 yards (15.3 avg.). Smith caught his fourth touchdown of the season vs. Sea. (12/19) on a 14-yard pass from Griese to move into sole possession of ninth place on Denver's career receiving-touchdown list. He was outstanding in the season-finale vs. S.D. (1/2), tying his career high with nine receptions for a game-high 106 yards (11.8 avg.), pushing him over the 1,000-yard receiving mark for a club-record third consecutive season. It was Smith's third 100-yard game of the season and the 14th of his career.

1998: Smith—named second-team All-NFL by *College & Pro Football Newsweekly*—started at wide receiver for Denver in all 16 regular-season games and continued to establish himself as one of the league's most productive receivers with a team-high 86 receptions (fourth best in club history) for 1,222 yards (third best in club history) for a 14.2 yards-per-reception average with six touchdowns and a long catch of 58 yards (vs. K.C. 12/6). He also gained 63 yards rushing on six reverses to give him 1,285 total yards from scrimmage. He threw one pass, a 14-yard completion to John Elway, vs. Oak. (11/22). Smith tied for second in the AFC (T-3rd in NFL) in receptions and ranked second in the AFC (4th in NFL) in receiving yards while also tying for fifth in the AFC (T-8th in NFL) in third-down receptions (24 catches for 352 yds.) and ranking eighth (14th in NFL) in first downs earned (63). With 1,222 receiving yards, on the heels of his 1,180-yard campaign in 1997, Smith became just the fifth player in franchise history to post 1,000 or more receiving yards in back-to-back seasons (Lionel Taylor, 1960-61; Steve Watson, 1983-84; Anthony Miller, 1994-95 and Shannon Sharpe, 1996-97) and with Ed McCaffrey (1,053) gave Denver two 1,000-yard receivers in the same season for just the third time in franchise history (1994 and 1997). Smith started at wide receiver in all three postseason games and was the Broncos' leading receiver with 12 receptions for 260 yards (21.7 avg.) with two touchdowns, including an 80-yard score in Denver's 34-19 Super Bowl XXXIII win vs. Atl. (1/31). His previous postseason long accounted for his other touchdown on a 28-yard strike from John Elway in an AFC Divisional Playoff Game vs. Mia. (1/9). In that contest, he caught four passes for a team-high 71 yards, including the 28-yard touchdown reception from Elway early in the fourth quarter. Smith added three more receptions for 37 yards (12.3 avg.) with a long of 15 in the AFC Championship Game vs. NYJ (1/17). But he saved his best for last with five receptions for a game-high 152 yards in the Super Bowl vs. Atl. (1/31), including the 80-yard scoring reception from Elway in the second quarter to give Denver a 17-3 lead. It tied for the second-longest play from scrimmage in Super Bowl history and the longest pass play in Broncos postseason history while marking the longest in the club's Super Bowl history. Additionally, Smith's yardage total was the fourth highest in a Super Bowl game and moved him into second place (from seventh) on the Broncos' career postseason career list (480 yds.). He tied his career high for receptions vs. Phi. (10/4) with seven for a then season-high 95 yards (13.6 avg.) and his first two touchdowns of the season. At Sea. (10/11), Smith shattered his previous career bests with a game-high eight receptions for 136 yards (17.0 avg.) and a touchdown, highlighted by a season-best 50-yard reception from Elway in the first quarter. He posted six catches for 95 yards (15.8 avg.) with a 28-yard touchdown in the fourth quarter vs. Oak. (11/22) but made the day even more memorable by throwing a pass back to Elway for a 14-yard completion after taking the ball on a reverse. The completion marked the first in the NFL career of Smith, who was a part-time quarterback in college. At S.D. (11/29), Smith tied his then career high with eight

SMITH STOCKPILES 100-YARD RECEIVING GAMES

100-YARD GAMES BY A BRONCO, SEASON

| Player | Gms. | Season |
|------------------|------|--------|
| 1. Rod Smith | 8 | 2000 |
| 2. Lionel Taylor | 7 | 1960 |
| 3. Rod Smith | 6 | 1999 |
| 4. Rod Smith | 5 | 2001 |
| five times | 5 | |

100-YARD GAMES BY A BRONCO, CAREER (INC. POST.)

| Player | Gms. | Years |
|------------------|------|----------------|
| 1. Rod Smith | 31 | 1995-2005 |
| 2. Lionel Taylor | 24 | 1960-66 |
| 3. Ed McCaffrey | 18 | 1995-2003 |
| Shannon Sharpe | 18 | 1990-99, 02-03 |
| 5. Steve Watson | 16 | 1979-87 |

LONGEST TOUCHDOWN CONNECTIONS IN SUPER BOWL HISTORY

| Yds. | Quarterback-Receiver | Team | Opponent | Super Bowl | Date |
|-------|-------------------------------|------------|--------------|------------|---------------|
| 1. 85 | Jake Delhomme-Muhsin Muhammad | Carolina | New England | XXXVIII | Feb. 1, 2004 |
| 2. 81 | Brett Favre-Antonio Freeman | Green Bay | New England | XXXI | Jan. 26, 1997 |
| 3. 80 | John Elway-Rod Smith | Denver | Atlanta | XXXIII | Jan. 31, 1999 |
| 80 | Doug Williams-Ricky Sanders | Washington | Denver | XXII | Jan. 31, 1988 |
| 80 | Jim Plunkett-Kenny King | Oakland | Philadelphia | XV | Jan. 25, 1981 |

receptions and posted his eighth career 100-yard game (101 yds.) while adding a touchdown on a 13-yard pass from John Elway in the second quarter. He posted back-to-back 100-yard games for the first time in his career after his career-high-tying eight receptions for a personal-best 165 yards (20.6 avg.) vs. K.C. (12/6), which included his longest catch of the season (58 yards). It was Smith's ninth career 100-yard game and his third in 1998 as he joined McCaffrey (103 yds.) to give Denver two 100-yard receivers in the same game for the first time since Nov. 20, 1994, vs. Atlanta (Cedric Tillman-175, Anthony Miller-102). He closed the regular season on a high note vs. Sea. (12/27), catching a career-high nine passes for 158 yards (17.6 avg.) with a touchdown.

1997: Smith started all 16 regular-season games at wide receiver and finished second on the Broncos in receptions with 70 for a team-high 1,180 yards (16.9 avg.) with a long of 78 yards and 12 touchdowns in his first year as a full-time starter. The yardage and touchdown totals both represented the third-highest single-season totals in franchise history at the time. He also carried the ball five times on reverses for a total of 16 yards rushing (3.2 avg.) with a long of 21 yards at S.D. (11/30). Smith's 16.9 yards-per-reception average ranked third in the NFL, and he also ranked fourth in the AFC (T-8th in NFL) in receiving yardage, tied for 10th (T-18th in NFL) in receptions, tied for first in the AFC (T-2nd in NFL) in receiving touchdowns, and tied for third in the AFC (T-5th in NFL) in both total touchdowns and points scored by a non-kicker (T-6th in NFL). Additionally, he ranked 11th in the AFC in total yards from scrimmage (1,143). Smith posted six 100-yard receiving performances in 1997, the second-highest total in franchise history behind Lionel Taylor's seven in 1960. He recorded back-to-back two-touchdown games in Wk. 4 and Wk. 5 while adding two more multiple-touchdown games (at Pit. 12/7 and vs. S.D. 12/21). Smith posted nine receptions of 30 yards or longer during the regular season (30, 37, 40, 41, 43, 47, 59t, 72t and 78) plus two more in postseason play (43t and 40). His 72 and 78-yard receptions represent the two longest completions by John Elway to the same receiver in a single season. Additionally, Smith returned one punt for 12 yards vs. Stl. (9/14). In the postseason, Smith started all four games at wide receiver and caught 11 passes for a team-leading 205 yards (18.6 avg.) with a long of 43 yards, which accounted for his only postseason touchdown. The play came in the first quarter of Denver's AFC Wild Card Game win vs. Jac. (12/27) and gave the Broncos a 14-0 lead. He would catch three passes for 99 yards (33.0 avg.) with one touchdown against the Jaguars. All three receptions came in the first half and on third downs, including a 40-yard reception on third-and-6 from the Broncos' 12-yard line. That kept the drive alive as Denver went on to score for a 21-0 lead. In Denver's 14-10 AFC Divisional Playoff Game at K.C. (1/4), he caught two passes for 19 yards (9.5 avg.). He pulled in a 17-yard reception against the Chiefs on a third-and-7 late in the second quarter that put the Broncos at the Chiefs' 4-yard line to set up a touchdown for the game's first score. In Denver's 24-21 AFC Championship Game victory at Pit. (1/11), he caught a career playoff-high six passes for 87 yards (14.5 avg.), including a 20-yard catch, to lead all Broncos receivers. Smith started at wide receiver in Denver's 31-24 Super Bowl XXXII win vs. G.B. (1/25), but he did not catch a pass and only recorded a fair catch on a punt in the ballgame. He kicked off the regular season with a solid game vs. K.C. (8/31) when he set then career highs with five receptions for a game-high 122 yards (24.4 avg.). His total included a career-best 78-yard reception from Elway, marking the third-longest non-scoring reception in Broncos history. Two weeks later vs. Stl. (9/14), he caught four passes for 126 yards with two scores (from 72 and 38 yards out) in Denver's 35-14 victory while also returning a punt for 12 yards. Smith set a career high for receptions (7) vs. Cin. (9/21) on 82 receiving yards (11.7 avg.) in Denver's 38-20 victory. He also caught two touchdowns in the game from one and eight yards out for his second consecutive two-touchdown game. Smith posted a career high with 130 yards on five receptions (26.0 avg.) on *Monday Night Football* vs. N.E. (10/6). He registered his first NFL rushing attempt at Oak. (10/19), gaining 14 yards on a reverse, to go along with five receptions for 58 yards (11.6 avg.). His next 100-yard game came vs. Sea. (11/2) when he caught five passes for 114 yards (22.8 avg.), including a 59-yard touchdown reception from Elway in the third quarter that put Denver ahead 27-20. It was Smith's fourth 100-yard game of 1997, the most by a Bronco since Anthony Miller had five in 1994. The next week vs. Car. (11/9), Smith caught four passes for 40 yards (10.0 avg.), including his sixth touchdown of the season on a 20-yard pass from John Elway. At K.C. (11/16), he tied his career high with a game-high seven receptions for 114 yards, including a long of 43, to notch his fifth 100-yard game of the season, which tied for second most in franchise history. His 43-yarder in the first quarter against the Chiefs will likely be remembered as one of the most outstanding catches the league has seen in recent years as Smith showed remarkable concentration while drawing a pass interference call and nearly being tripped as the ball neared his hands. Smith's seventh touchdown (15 yds.) came vs. Oak. (11/24) on *Monday Night Football*, and he added his eighth the following week at S.D. (11/30) while gaining a career-best 21 yards on a reverse. Smith came up big at Pit. (12/7), catching four passes for 115 yards (28.8 avg.) with a long of 41 and two touchdowns, his third two-touchdown game of the season as he eclipsed the 1,000-yard receiving mark for the year. He closed the regular season on a high note vs. S.D. (12/21) with his fourth two-touchdown game, catching four passes for 53 yards (13.3 avg.).

1996: Smith handled the role of No. 3 receiver for much of the season and caught 16 passes for 237 yards (14.8 avg.) with two touchdowns while returning 23 punts for 283 yards (12.3 avg.) with a long of 36 in 10 regular-season games (1 start) for Denver. Additionally, he posted one special-teams tackle on the year. Smith was inactive for the season's first six games with a collarbone injury and saw his first action of the year vs. Bal. (10/20). Smith's 12.3-yard punt return average was second best in the AFC (4th in NFL). His first touchdown of the year was the game-winner at Oak. (11/4) when he hauled in a 49-yard John Elway pass with 4:14 remaining to give the Broncos a 22-21 win on *Monday Night Football*. On the night against the Raiders, he finished with a career-high four receptions for 72 yards (18.0 avg.). It was the second time in his two seasons that Smith had caught a game-winning pass, following the dramatic final-play 43-yard touchdown grab from Elway to push the Broncos to a 38-31 win vs. Was. (9/17/95) during his rookie season. His other touchdown in 1996 came with a 20-yard scoring catch vs. Oak. (12/5) in Denver's 24-19 victory. Smith was inactive for the first six games of the season while recovering from a broken collarbone suffered in the preseason at Dal. (8/17). Before the injury, Smith was pushing Ed McCaffrey in competition for a starting wide receiver spot and was the No. 1 punt returner. He saw his first action of the season vs. Bal. (10/20), catching one pass for 35 yards and returning a kick for 29 yards. Smith regained his No. 1 punt returner job before the Broncos' game vs. K.C. (10/27) and fielded seven punts for 99 yards (14.1 avg.), including a 36-yarder in the first quarter. He also caught two passes for 22 yards (11.0 avg.) against the Chiefs. In Denver's AFC Divisional Playoff Game vs. Jac. (1/4), Smith caught one pass for 15 yards, returned two punts for 12 yards (6.0 avg.) and made two special-teams stops.

1995: Smith played all 16 regular-season games both at wide receiver and on special teams, where he recorded six tackles and forced a fumble for Denver. On the season, he had six catches for 152 yards (25.3 avg.) with a long of 43 yards while returning four kickoffs for 54 yards (13.5 avg.). Smith's spectacular game-ending 43-yard touchdown reception from John Elway vs. Was. (9/17) gave the Broncos a 38-31 win and was the first reception and touchdown of his NFL career. Smith out-jumped and out-dued Redskins All-Pro cornerback Darrell Green for the ball before landing just inside the end zone as time expired. He recorded his first career kickoff return, for 16 yards, at N.E. (10/8) and forced a fumble on special-teams coverage vs. S.D. (11/19). Smith had his best all-around performance in the season-finale at Oak. (12/24), starting at wide receiver as the Broncos opened in a four-wide receiver set. He caught two passes for 56 yards (28.0 avg.), including a 26-yarder in the fourth quarter on a third-and-10 play, helping the Broncos continue their game-tying drive en route to a comeback win.

1994: Smith, who entered the NFL with the Broncos as a college free agent May 3, spent the season as a member of the team's practice squad.

COLLEGE: Smith enjoyed a stellar career at Missouri Southern University, finishing with league records in career receiving yards (3,043) and touchdowns (34). He also broke the school's reception record (153) and was named first-team All-American by the Associated Press, Kodak, *Football Gazette* and NCAA Division-II sports information directors after his senior year. In his final season, Smith caught 63 passes for 986 yards (15.7 avg.) with 13 touchdowns and was a finalist for the Harlon Hill Award, given annually to the top football player at the Division-II level. He was named Missouri Southern's Outstanding Graduate in 1994 after completing his collegiate studies with three degrees: economics and finance, general business, as well as marketing and management. He was inducted into the school's Athletics Hall of Fame on Oct. 11, 2003.

PERSONAL: Smith was all-league, all-area, all-state and an Arkansas all-state game choice as a senior at Texarkana High School in Texarkana, Ark. He lettered twice in football and basketball and once in baseball. He began supporting an orphanage in Mexico City in 1994 and in August 1997 had the opportunity to meet the children when the Broncos traveled to Mexico City for a preseason American Bowl game. Smith hosted a group of the children for several hours at the team hotel and donated Broncos hats and T-shirts to more than 400 others. He served as the spokesman for the annual Denver Broncos Community Blood Drive since its inception eight years ago. Smith has two sons, Devin and Roderick Jr., and a daughter, Vanessa. Rod Smith was born May 15, 1970, in Texarkana, Ark., and resides in Parker, Colo.

SMITH'S REGULAR SEASON RECORD

| Year | Club | RECEIVING | | | | | | | PUNT RETURNS | | | | | | | KICKOFF RETURNS | | | | | | |
|----------------------|--------|------------|------------|-----|------------|---------------|-------------|------------|--------------|-----------|-----------|------------|-------------|------------|----------|-----------------|-----------|-------------|-----------|----------|--|--|
| | | G | S | No. | Yds. | Avg. | LG | TD | No. | FC | Yds. | Avg. | LG | TD | | No. | Yds. | Avg. | LG | TD | | |
| 1994 | Denver | | | | | | | | | | | | | | | | | | | | | |
| 1995 | Denver | 16 | 1 | 6 | 152 | 25.3 | 43t | 1 | 0 | 1 | 0 | 0.0 | — | 0 | | 4 | 54 | 13.5 | 17 | 0 | | |
| 1996 | Denver | 10 | 1 | 16 | 237 | 14.8 | 49t | 2 | 23 | 15 | 283 | 12.3 | 36 | 0 | | 1 | 29 | 29.0 | 29 | 0 | | |
| 1997 | Denver | 16 | 16 | 70 | 1,180 | 16.9 | 78 | 12 | 1 | 0 | 12 | 12.0 | 12 | 0 | | 0 | 0 | 0.0 | — | 0 | | |
| 1998 | Denver | 16 | 16 | 86 | 1,222 | 14.2 | 58 | 6 | 0 | 0 | 0 | 0.0 | — | 0 | | 0 | 0 | 0.0 | — | 0 | | |
| 1999 | Denver | 15 | 15 | 79 | 1,020 | 12.9 | 71 | 4 | 0 | 0 | 0 | 0.0 | — | 0 | | 1 | 10 | 10.0 | 10 | 0 | | |
| 2000 | Denver | 16 | 16 | 100 | 1,602 | 16.0 | 49 | 8 | 0 | 0 | 0 | 0.0 | — | 0 | | 0 | 0 | 0.0 | — | 0 | | |
| 2001 | Denver | 15 | 14 | 113 | 1,343 | 11.9 | 65t | 11 | 0 | 0 | 0 | 0.0 | — | 0 | | 0 | 0 | 0.0 | — | 0 | | |
| 2002 | Denver | 16 | 16 | 89 | 1,027 | 11.5 | 46 | 5 | 0 | 0 | 0 | 0.0 | — | 0 | | 0 | 0 | 0.0 | — | 0 | | |
| 2003 | Denver | 15 | 15 | 74 | 845 | 11.4 | 38 | 3 | 6 | 8 | 127 | 21.2 | 65t | 1 | | 0 | 0 | 0.0 | — | 0 | | |
| 2004 | Denver | 16 | 16 | 79 | 1,144 | 14.5 | 85t | 7 | 22 | 8 | 223 | 10.1 | 30 | 0 | | 0 | 0 | 0.0 | — | 0 | | |
| 2005 | Denver | 16 | 16 | 85 | 1,105 | 13.0 | 72 | 6 | 0 | 0 | 0 | 0.0 | — | 0 | | 0 | 0 | 0.0 | — | 0 | | |
| CAREER TOTALS | | 167 | 142 | | 797 | 10.877 | 13.6 | 85t | 65 | 52 | 32 | 645 | 12.4 | 65t | 1 | 6 | 93 | 15.5 | 29 | 0 | | |

| Year | Club | RUSHING | | | | | | | SCORING | | | | | | |
|----------------------|--------|-----------|------------|------------|------------|----------|--|--|-----------|----------|-----------|----------|----------|------------|--|
| | | No. | Yds. | Avg. | LG | TD | | | TD | TDr | Tp | TDr | 2pt | Pts. | |
| 1994 | Denver | | | | | | | | | | | | | | |
| 1995 | Denver | 0 | 0 | 0.0 | — | 0 | | | 1 | 0 | 0 | 0 | 0 | 6 | |
| 1996 | Denver | 1 | 1 | 1.0 | 1 | 0 | | | 2 | 0 | 2 | 0 | 0 | 12 | |
| 1997 | Denver | 5 | 16 | 3.2 | 21 | 0 | | | 12 | 0 | 12 | 0 | 0 | 72 | |
| 1998 | Denver | 6 | 63 | 10.5 | 37 | 0 | | | 7 | 0 | 6 | 1 | 0 | 42 | |
| 1999 | Denver | 0 | 0 | 0.0 | — | 0 | | | 4 | 0 | 4 | 0 | 0 | 24 | |
| 2000 | Denver | 6 | 99 | 16.5 | 50t | 1 | | | 9 | 1 | 8 | 0 | 0 | 54 | |
| 2001 | Denver | 3 | 27 | 9.0 | 17 | 0 | | | 11 | 0 | 11 | 0 | 1 | 68 | |
| 2002 | Denver | 6 | 9 | 1.5 | 9 | 0 | | | 5 | 0 | 5 | 0 | 0 | 30 | |
| 2003 | Denver | 10 | 98 | 9.8 | 26 | 0 | | | 4 | 0 | 3 | 1 | 0 | 24 | |
| 2004 | Denver | 5 | 33 | 6.6 | 14 | 0 | | | 7 | 0 | 7 | 0 | 0 | 42 | |
| 2005 | Denver | 1 | 7 | 7.0 | 7 | 0 | | | 6 | 0 | 6 | 0 | 0 | 36 | |
| CAREER TOTALS | | 43 | 353 | 8.2 | 50t | 1 | | | 68 | 1 | 65 | 2 | 1 | 410 | |

ADDITIONAL STATISTICS: Special teams tackles — 1995 (6), 1996 (1), TOTAL (7). Miscellaneous tackles — 1996 (2), 1998 (1), 1999 (3), 2000 (1), 2001 (5), 2002 (6), 2003 (4), 2004 (2), 2005 (3), TOTAL (27). Attempted five passes and completed two (40.0%) for 86 yards in his career for a passer rating of 87.5. He attempted one pass, a 14-yard completion to John Elway, vs. Oakland (11/22/98); Threw an incomplete pass at Oakland (10/10/99); Threw an incomplete pass intended for Ed McCaffrey at Baltimore (9/30/02) and attempted one pass, a 72-yard completion to Clinton Portis, at Kansas City (10/5/03). Tossed an incomplete intended for Ashley Lelie vs. Washington (10/9/05). He was sacked trying to make a pass at Kansas City (12/4/05). Smith scored a touchdown on a fumble recovery at Mia. (12/21/98).

SMITH'S POSTSEASON RECORD

| Year | Club | RECEIVING | | | | | | | PUNT RETURNS | | | | | | | SCORING | | | | | | |
|---------------------|--------|-----------|-----------|-----------|------------|-------------|------------|----------|--------------|----------|-----------|------------|----------|----------|----------|----------|----------|----------|----------|-----------|--|--|
| | | G | S | No. | Yds. | Avg. | LG | TD | No. | FC | Yds. | Avg. | LG | TD | TDr | Tp | TDr | 2pt | Pts. | | | |
| 1996 | Denver | 1 | 0 | 1 | 15 | 15.0 | 15 | 0 | 2 | 0 | 12 | 6.0 | 6 | 0 | 0 | 0 | 0 | 0 | 0 | | | |
| 1997 | Denver | 4 | 4 | 11 | 205 | 18.6 | 43t | 1 | 0 | 1 | 0 | 0.0 | — | 0 | 1 | 0 | 1 | 0 | 0 | 6 | | |
| 1998 | Denver | 3 | 3 | 12 | 260 | 21.7 | 80t | 2 | 0 | 0 | 0 | 0.0 | — | 0 | 2 | 0 | 2 | 0 | 0 | 12 | | |
| 2000 | Denver | 1 | 1 | 3 | 58 | 19.3 | 24 | 0 | 0 | 0 | 0 | 0.0 | — | 0 | 0 | 0 | 0 | 0 | 0 | 0 | | |
| 2003 | Denver | 1 | 1 | 5 | 66 | 13.2 | 34 | 1 | 0 | 0 | 0 | 0.0 | — | 0 | 1 | 0 | 1 | 0 | 0 | 6 | | |
| 2004 | Denver | 1 | 1 | 7 | 99 | 14.1 | 31 | 1 | 0 | 0 | 0 | 0.0 | — | 0 | 1 | 0 | 1 | 0 | 0 | 6 | | |
| 2005 | Denver | 2 | 2 | 10 | 157 | 15.7 | 42 | 1 | 0 | 0 | 0 | 0.0 | — | 0 | 1 | 0 | 1 | 0 | 0 | 6 | | |
| CAREER TOTAL | | 13 | 12 | 49 | 860 | 17.6 | 80t | 6 | 2 | 1 | 12 | 6.0 | 6 | 0 | 6 | 0 | 6 | 0 | 0 | 36 | | |

ADDITIONAL STATISTICS: Special teams tackles — 1996 (2). Rushed once for 1 yard vs. Atlanta (1/31/99). Rushed twice for 3 yards (1.5 avg.) with a long of 7 at Baltimore (12/31/00). TOTAL (three rushes for four yards (1.3 avg.) with a long of 7).

SMITH'S SINGLE GAME HIGHS

(Postseason in parentheses)

Receptions — 14* at Arizona, 9/23/01 (7 at Indianapolis, 1/9/05). **Receiving yards** — 208 vs. Atlanta, 10/31/04 (152 vs. Atlanta, 1/31/99). **Longest reception** — 85t vs. Oakland, 11/28/04 (80t vs. Atlanta, 1/31/99). **Receiving touchdowns** — 3 vs. Cleveland, 10/15/00 (1, six times, last vs. New England, 1/14/06). **Rushes** — 3, three times, last at Cincinnati, 9/7/03 (2 at Baltimore, 12/31/00). **Rushing yards** — 78 at Seattle, 11/26/00 (3 at Baltimore, 12/31/00). **Longest rush** — 50t at Seattle, 11/26/00 (7 at Baltimore, 12/31/00). **Rushing touchdowns** — 1 at Seattle, 11/26/00 (none). **Punt returns** — 7 vs. Kansas City, 10/27/96 (2 vs. Jacksonville, 1/4/97). **Punt return yards** — 99 vs. Kansas City, 10/27/96 (12 vs. Jacksonville, 1/4/97). **Longest punt return** — 65t vs. San Diego, 11/16/03 (6 vs. Jacksonville, 1/4/97). **Punt return touchdowns** — 1 (65) vs. San Diego, 11/16/03 (none). **Kick returns** — 2 vs. Jacksonville, 12/3/95 (none). **Kick return yards** — 29 vs. Baltimore, 10/20/96 (none). **Longest kickoff return** — 29 vs. Baltimore, 10/20/96 (none). **Longest pass completion** — 72 (Clinton Portis) at Kansas City, 10/05/03 (none).

*denotes franchise record

SMITH'S 100-YARD RECEIVING GAMES (3): INCLUDES 1 POSTSEASON

*denotes win (The Broncos are 19-12, including postseason, when Smith records 100 or more yards receiving in a game.)

| Date | Opponent | Rec. | Yds. | Avg. | LG | TD |
|----------------|---------------------|----------|------------|-------------|------------|----------|
| 8/31/97 | vs. Kansas City* | 5 | 122 | 24.4 | 78 | 0 |
| 9/14/97 | vs. St. Louis* | 4 | 126 | 31.5 | 72t | 2 |
| 10/6/97 | vs. New England* | 5 | 130 | 26.0 | 47 | 0 |
| 11/2/97 | vs. Seattle* | 5 | 114 | 22.8 | 59t | 1 |
| 11/16/97 | at Kansas City | 7 | 114 | 16.3 | 43 | 0 |
| 12/7/97 | at Pittsburgh | 4 | 115 | 28.8 | 41 | 2 |
| 10/11/98 | at Seattle* | 8 | 136 | 17.0 | 50t | 1 |
| 11/29/98 | at San Diego* | 8 | 101 | 12.6 | 21 | 1 |
| 12/6/98 | vs. Kansas City* | 8 | 165 | 20.6 | 58 | 0 |
| 12/27/98 | vs. Seattle* | 9 | 158 | 17.6 | 36 | 1 |
| 1/31/99 | vs. Atlanta* | 5 | 152 | 30.4 | 80t | 1 |
| 10/31/99 | vs. Minnesota | 7 | 117 | 16.7 | 30 | 0 |
| 12/5/99 | vs. Kansas City | 8 | 106 | 13.3 | 34 | 0 |
| 1/2/00 | vs. San Diego | 9 | 106 | 11.8 | 20 | 0 |
| 9/10/00 | vs. Atlanta* | 7 | 117 | 16.2 | 37t | 2 |
| 9/24/00 | vs. Kansas City | 8 | 134 | 16.8 | 25 | 0 |
| 10/1/00 | vs. New England | 13 | 160 | 12.3 | 27 | 0 |
| 10/15/00 | vs. Cleveland* | 5 | 111 | 22.2 | 32t | 3 |
| 10/22/00 | at Cincinnati | 7 | 110 | 15.7 | 28t | 1 |
| 11/5/00 | at N.Y. Jets* | 5 | 134 | 26.8 | 49 | 0 |
| 11/19/00 | vs. San Diego* | 11 | 187 | 17.0 | 39 | 1 |
| 12/17/00 | at Kansas City | 6 | 101 | 16.8 | 34 | 0 |

Super Bowl XXXIII

SMITH'S 100-YARD RECEIVING GAMES (CONT.)

| | | | | | | |
|----------|------------------|----|-----|------|-----|---|
| 9/10/01 | vs. N.Y. Giants* | 9 | 115 | 12.8 | 26 | 1 |
| 9/23/01 | at Arizona* | 14 | 162 | 11.6 | 34t | 2 |
| 10/7/01 | vs. Kansas City* | 8 | 110 | 13.8 | 32 | 1 |
| 10/28/01 | vs. New England* | 6 | 159 | 26.5 | 65t | 1 |
| 12/16/01 | at Kansas City | 8 | 100 | 12.5 | 21 | 1 |
| 10/5/03 | at Kansas City | 8 | 130 | 16.3 | 20 | 0 |
| 10/31/04 | vs. Atlanta | 9 | 208 | 23.1 | 80t | 1 |
| 10/16/05 | vs. New England | 6 | 123 | 20.5 | 72 | 1 |
| 12/17/05 | at Buffalo | 11 | 137 | 12.5 | 34 | 1 |

SMITH'S REGULAR SEASON TOP FIVE

RECEIVING YARDS

208 — vs. Atlanta, 10/31/04 (9 rec., TD)
 187 — vs. San Diego, 11/19/00 (11 rec., TD)
 165 — vs. Kansas City, 12/6/98 (8 rec.)
 162 — at Arizona, 9/23/01 (14 rec., 2TD)
 160 — vs. New England, 10/1/00 (13 rec.)

RECEPTIONS

14 — at Arizona, 9/23/01 (162 yds., 2TD)
 13 — vs. New England, 10/1/00 (160 yds.)
 11 — at Buffalo, 12/17/05 (137 yds., TD)
 11 — vs. San Diego, 11/19/00 (187 yds., TD)
 10 — vs. San Diego, 11/16/03 (84 yds.)
 10 — at Oakland, 11/5/01 (91 yds., 2TD)

RECEIVING TOUCHDOWNS

3 — vs. Cleveland, 10/15/00 (5 rec., 111 yds.)
 2 — at Oakland, 11/5/01 (10 rec., 91 yds.)
 2 — at Arizona, 9/23/01 (14 rec., 162 yds.)
 2 — vs. Atlanta, 9/10/00 (7 rec., 117 yds.)
 2 — vs. Philadelphia, 10/4/98 (7 rec., 95 yds.)
 2 — vs. San Diego, 12/21/97 (4 rec., 53 yds.)
 2 — at Pittsburgh, 12/7/97 (4 rec., 115 yds.)
 2 — vs. Cincinnati, 9/21/97 (7 rec., 82 yds.)
 2 — vs. St. Louis, 9/14/97 (4 rec., 126 yds.)

LONGEST RECEPTIONS

85t — vs. Oakland, 11/28/04 (2-99, TD)
 80t — vs. Atlanta, 10/31/04 (9-208, TD)
 78 — vs. Kansas City, 8/31/97 (5-122)
 72 — vs. New England, 10/16/05 (6-123, TD)
 72t — vs. St. Louis, 9/14/97 (4-126, 2TD)

SMITH'S POSTSEASON TOP THREE

RECEIVING YARDS

152 — vs. Atlanta, 1/31/99 (5 rec., TD)
 99 — at Indianapolis, 1/9/05 (7 rec., TD)
 99 — vs. Jacksonville, 12/27/97 (3 rec., TD)

RECEPTIONS

7 — at Indianapolis, 1/9/05 (99 yds., TD)
 6 — vs. New England, 1/14/06 (96 yds., TD)
 6 — at Pittsburgh, 1/11/98 (87 yds.)

RECEIVING TOUCHDOWNS

1 — vs. New England, 1/14/06 (6 rec., 96 yds.)
 1 — at Indianapolis, 1/9/05 (7 rec., 99 yds.)
 1 — at Indianapolis, 1/4/04 (5 rec., 66 yds.)
 1 — vs. Atlanta, 1/31/99 (5 rec., 152 yds.)
 1 — vs. Miami, 1/9/99 (4 rec., 71 yds.)
 1 — vs. Jacksonville, 12/27/97 (3 rec., 99 yds.)

LONGEST RECEPTIONS

80t — vs. Atlanta, 1/31/99 (5-152, TD)
 43t — vs. Jacksonville, 12/27/97 (3-99, TD)
 42 — vs. New England, 1/14/06 (6-96, TD)

ROD SMITH CAREER GAME-BY-GAME

(victories asterisked)

1994 DENVER (7-9)

RECEIVING **SCORING**

Date Opponent P/S No. Yds. Avg. LG TD 2pt. Pts.

PRACTICE SQUAD

1995 DENVER (8-8)

RECEIVING **SCORING**

| Date | Opponent | P/S | No. | Yds. | Avg. | LG | TD | 2pt. | Pts. |
|--------|------------------|-----|-----|------|------|-----|----|------|------|
| Sep 3 | vs. Buffalo* | P | 0 | 0 | 0.0 | — | 0 | 0 | 0 |
| Sep 10 | at Dallas | P | 0 | 0 | 0.0 | — | 0 | 0 | 0 |
| Sep 17 | vs. Washington* | P | 1 | 43 | 43.0 | 43t | 1 | 0 | 6 |
| Sep 24 | at San Diego | P | 0 | 0 | 0.0 | — | 0 | 0 | 0 |
| Oct 1 | at Seattle | P | 0 | 0 | 0.0 | — | 0 | 0 | 0 |
| Oct 8 | at New England* | P | 0 | 0 | 0.0 | — | 0 | 0 | 0 |
| Oct 16 | vs. Oakland* | P | 0 | 0 | 0.0 | — | 0 | 0 | 0 |
| Oct 22 | vs. Kansas City | P | 0 | 0 | 0.0 | — | 0 | 0 | 0 |
| Nov 5 | vs. Arizona* | P | 0 | 0 | 0.0 | — | 0 | 0 | 0 |
| Nov 12 | at Philadelphia | P | 0 | 0 | 0.0 | — | 0 | 0 | 0 |
| Nov 19 | vs. San Diego* | P | 0 | 0 | 0.0 | — | 0 | 0 | 0 |
| Nov 26 | at Houston | P | 1 | 24 | 24.0 | 24 | 0 | 0 | 0 |
| Dec 3 | vs. Jacksonville | P | 0 | 0 | 0.0 | — | 0 | 0 | 0 |
| Dec 10 | vs. Seattle | P | 1 | 19 | 19.0 | 19 | 0 | 0 | 0 |
| Dec 17 | at Kansas City | P | 1 | 10 | 10.0 | 10 | 0 | 0 | 0 |
| Dec 24 | at Oakland* | S | 2 | 56 | 28.0 | 30 | 0 | 0 | 0 |

Regular Season Totals 16/1 6 152 25.3 43t 1 0 6

1996 DENVER (13-3)

RECEIVING **SCORING**

| Date | Opponent | P/S | No. | Yds. | Avg. | LG | TD | 2pt. | Pts. |
|--------|------------------|-----|----------|------|------|-----|----|------|------|
| Sep 1 | vs. N.Y. Jets* | | INACTIVE | — | — | — | — | — | — |
| Sep 8 | at Seattle* | | INACTIVE | — | — | — | — | — | — |
| Sep 15 | vs. Tampa Bay* | | INACTIVE | — | — | — | — | — | — |
| Sep 22 | at Kansas City | | INACTIVE | — | — | — | — | — | — |
| Sep 29 | at Cincinnati* | | INACTIVE | — | — | — | — | — | — |
| Oct 6 | vs. San Diego* | | INACTIVE | — | — | — | — | — | — |
| Oct 20 | vs. Baltimore* | P | 1 | 35 | 35.0 | 35 | 0 | 0 | 0 |
| Oct 27 | vs. Kansas City* | P | 2 | 22 | 11.0 | 12 | 0 | 0 | 0 |
| Nov 4 | at Oakland* | P | 4 | 72 | 18.0 | 49t | 1 | 0 | 6 |
| Nov 10 | vs. Chicago* | S | 1 | 14 | 14.0 | 14 | 0 | 0 | 0 |
| Nov 17 | at New England* | P | 0 | 0 | 0.0 | — | 0 | 0 | 0 |
| Nov 24 | at Minnesota* | P | 0 | 0 | 0.0 | — | 0 | 0 | 0 |
| Dec 1 | vs. Seattle* | P | 1 | 13 | 13.0 | 13 | 0 | 0 | 0 |
| Dec 8 | at Green Bay | P | 1 | 6 | 6.0 | 6 | 0 | 0 | 0 |
| Dec 15 | vs. Oakland* | P | 2 | 44 | 22.0 | 24 | 1 | 0 | 6 |
| Dec 22 | at San Diego | P | 4 | 31 | 7.8 | 11 | 0 | 0 | 0 |

Regular Season Totals 10/1 16 237 14.8 49t 2 0 12

Jan 4 vs. Jacksonville† P 1 15 15.0 15 0 0 0

Postseason Totals 1/0 1 15 15.0 15 0 0 0

†AFC Divisional Playoff Game

1997 DENVER (12-4)

RECEIVING **SCORING**

| Date | Opponent | P/S | No. | Yds. | Avg. | LG | TD | 2pt. | Pts. |
|--------|------------------|-----|-----|------|------|-----|----|------|------|
| Aug 31 | vs. Kansas City* | S | 5 | 122 | 24.4 | 78 | 0 | 0 | 0 |
| Sep 7 | at Seattle* | S | 2 | 9 | 4.5 | 10 | 0 | 0 | 0 |
| Sep 14 | vs. St. Louis* | S | 4 | 126 | 31.5 | 72t | 2 | 0 | 12 |
| Sep 21 | at Cincinnati* | S | 7 | 82 | 11.7 | 26 | 2 | 0 | 12 |
| Sep 28 | at Atlanta* | S | 3 | 28 | 9.3 | 11 | 0 | 0 | 0 |
| Oct 6 | vs. New England* | S | 5 | 130 | 26.0 | 47 | 0 | 0 | 0 |
| Oct 19 | at Oakland | S | 5 | 58 | 11.6 | 26 | 0 | 0 | 0 |
| Oct 26 | at Buffalo* | S | 3 | 35 | 11.6 | 15 | 0 | 0 | 0 |
| Nov 2 | vs. Seattle* | S | 5 | 114 | 22.8 | 59t | 1 | 0 | 6 |
| Nov 9 | vs. Carolina* | S | 4 | 40 | 10.0 | 20t | 1 | 0 | 6 |
| Nov 16 | at Kansas City | S | 7 | 114 | 16.3 | 43 | 0 | 0 | 0 |
| Nov 24 | vs. Oakland* | S | 3 | 41 | 13.7 | 19 | 1 | 0 | 6 |
| Nov 30 | at San Diego* | S | 4 | 40 | 10.0 | 14 | 1 | 0 | 6 |
| Dec 7 | at Pittsburgh | S | 4 | 115 | 28.8 | 41 | 2 | 0 | 12 |
| Dec 15 | at San Francisco | S | 5 | 73 | 14.6 | 26 | 0 | 0 | 0 |
| Dec 21 | vs. San Diego* | S | 4 | 53 | 13.3 | 15t | 2 | 0 | 12 |

Regular Season Totals 16/16 70 1,180 16.9 78 12 0 72

Dec 27 Jacksonville*³ S 3 99 33.0 43t 1 0 6

Jan 4 at Kansas City*† S 2 19 9.5 17 0 0 0

Jan 11 at Pittsburgh*§ S 6 87 14.5 20 0 0 0

Jan 25 Green Bay*‡ S 0 0 0.0 — 0 0 0

Postseason Totals 4/4 11 205 18.6 43t 1 0 6

³AFC Wild Card Playoff Game; †AFC Divisional Playoff Game; §AFC Championship Game; ‡Super Bowl XXXII

1998 DENVER (14-2)

RECEIVING **SCORING**

| Date | Opponent | P/S | No. | Yds. | Avg. | LG | TD | 2pt. | Pts. |
|--------|-----------------|-----|-----|------|------|-----|----|------|------------------------------|
| Sep 7 | New England* | S | 6 | 57 | 9.5 | 18 | 0 | 0 | 0 |
| Sep 13 | Dallas* | S | 4 | 76 | 19.0 | 38 | 0 | 0 | 0 |
| Sep 20 | at Oakland* | S | 4 | 67 | 16.8 | 36 | 0 | 0 | 0 |
| Sep 27 | at Washington* | S | 2 | 13 | 6.5 | 7 | 0 | 0 | 0 |
| Oct 4 | Philadelphia* | S | 7 | 95 | 13.6 | 31t | 2 | 0 | 12 |
| Oct 11 | at Seattle* | S | 8 | 136 | 17.0 | 50t | 1 | 0 | 6 |
| Oct 25 | Jacksonville* | S | 6 | 51 | 8.5 | 11 | 0 | 0 | 0 |
| Nov 1 | at Cincinnati* | S | 1 | 17 | 17.0 | 17 | 0 | 0 | 0 |
| Nov 8 | San Diego* | S | 5 | 36 | 7.2 | 12 | 0 | 0 | 0 |
| Nov 16 | at Kansas City* | S | 5 | 50 | 10.0 | 20 | 0 | 0 | 0 |
| Nov 22 | Oakland* | S | 6 | 95 | 15.8 | 28t | 1 | 0 | 6 |
| Nov 29 | at San Diego* | S | 8 | 101 | 12.6 | 21 | 1 | 0 | 6 |
| Dec 6 | Kansas City* | S | 8 | 165 | 20.6 | 58 | 0 | 0 | 0 |
| Dec 13 | at N.Y. Giants | S | 4 | 51 | 12.8 | 17 | 0 | 0 | 0 |
| Dec 21 | at Miami | S | 3 | 54 | 18.0 | 35 | 0 | 0 | 6 (scored TD on a fum. rec.) |
| Dec 27 | Seattle* | S | 9 | 158 | 17.6 | 36 | 1 | 0 | 6 |

Regular Season Totals 16/16 86 1,222 14.2 58 6 0 42 (includes TD on a fum. rec.)

Jan 9 Miami*† S 4 71 17.8 28t 1 0 6

Jan 17 N.Y. Jets*§ S 3 37 12.3 15 0 0 0

Jan 31 Atlanta*‡ S 5 152 30.4 80t 1 0 6

Postseason Totals 3/3 12 260 21.7 80t 2 0 12

†AFC Divisional Playoff Game; §AFC Championship Game; ‡Super Bowl XXXIII

| 1999 DENVER (6-10) | | | RECEIVING | | | | | SCORING | | |
|-----------------------|-----------------|-----|------------------|------|-------|------|----|---------|------|----|
| Date | Opponent | P/S | No. | Yds. | Avg. | LG | TD | 2pt. | Pts. | |
| Sep 13 | Miami | S | 0 | 0 | 0.0 | — | 0 | 0 | 0 | |
| Sep 19 | at Kansas City | S | INACTIVE — GROIN | | | | | | | |
| Sep 26 | at Tampa Bay | S | 2 | 24 | 12.0 | 16 | 0 | 0 | 0 | |
| Oct 3 | N.Y. Jets | S | 3 | 90 | 30.0 | 71 | 0 | 0 | 0 | |
| Oct 10 | at Oakland* | S | 7 | 79 | 11.3 | 33 | 1 | 0 | 6 | |
| Oct 17 | Green Bay* | S | 4 | 57 | 14.3 | 17 | 0 | 0 | 0 | |
| Oct 24 | at New England | S | 3 | 44 | 14.7 | 28t | 1 | 0 | 6 | |
| Oct 31 | Minnesota | S | 7 | 117 | 16.7 | 30 | 0 | 0 | 0 | |
| Nov 7 | at San Diego* | S | 5 | 70 | 14.0 | 19 | 0 | 0 | 0 | |
| Nov 14 | at Seattle | S | 7 | 63 | 9.0 | 14 | 0 | 0 | 0 | |
| Nov 22 | vs. Oakland* | S | 7 | 66 | 9.4 | 13 | 0 | 0 | 0 | |
| Dec 5 | Kansas City | S | 8 | 106 | 13.3 | 34 | 0 | 0 | 0 | |
| Dec 13 | at Jacksonville | S | 6 | 92 | 15.3 | 28 | 1 | 0 | 6 | |
| Dec 19 | Seattle* | S | 7 | 82 | 11.7 | 21 | 1 | 0 | 6 | |
| Dec 25 | at Detroit* | S | 4 | 24 | 6.0 | 9 | 0 | 0 | 0 | |
| Jan 2 | San Diego | S | 9 | 106 | 11.8 | 20 | 0 | 0 | 0 | |
| Regular Season Totals | | | 15/15 | 79 | 1,020 | 12.9 | 71 | 4 | 0 | 24 |

| 2000 DENVER (11-5) | | | | | | | | | | | |
|-----------------------|---------------------------|-----|-------|------|-------|------|----|------|------|--------------------------|-----------------------|
| Date | Opponent | P/S | No. | Yds. | Avg. | LG | TD | 2pt. | Pts. | | |
| Sep 4 | at St. Louis | S | 3 | 88 | 29.3 | 47 | 1 | 0 | 6 | | |
| Sep 10 | vs. Atlanta* | S | 7 | 117 | 16.7 | 37t | 2 | 0 | 12 | | |
| Sep 17 | at Oakland* | S | 7 | 63 | 9.0 | 11 | 0 | 0 | 0 | | |
| Sep 24 | vs. Kansas City | S | 8 | 134 | 16.8 | 25 | 0 | 0 | 0 | | |
| Oct 1 | vs. New England | S | 13 | 160 | 12.3 | 27 | 0 | 0 | 0 | | |
| Oct 8 | at San Diego* | S | 3 | 52 | 17.3 | 25 | 0 | 0 | 0 | | |
| Oct 15 | vs. Cleveland* | S | 5 | 111 | 22.2 | 32t | 3 | 0 | 18 | | |
| Oct 22 | at Cincinnati | S | 7 | 110 | 15.7 | 28t | 1 | 0 | 6 | | |
| Nov 5 | at N.Y. Jets* | S | 5 | 134 | 26.8 | 49 | 0 | 0 | 0 | | |
| Nov 13 | vs. Oakland* | S | 6 | 76 | 12.7 | 28 | 0 | 0 | 0 | | |
| Nov 19 | vs. San Diego* | S | 11 | 187 | 17.0 | 39 | 1 | 0 | 6 | | |
| Nov 26 | at Seattle* | S | 4 | 82 | 20.5 | 25 | 0 | 0 | 6 | (scored on a 43-yd. run) | |
| Dec 3 | at New Orleans* | S | 2 | 25 | 12.5 | 14 | 0 | 0 | 0 | | |
| Dec 10 | vs. Seattle* | S | 5 | 82 | 16.4 | 21 | 0 | 0 | 0 | | |
| Dec 17 | at Kansas City | S | 6 | 101 | 16.8 | 34 | 0 | 0 | 0 | | |
| Dec 23 | vs. San Francisco* | S | 8 | 80 | 10.0 | 13 | 0 | 0 | 0 | | |
| Regular Season Totals | | | 16/16 | 100 | 1,602 | 16.0 | 49 | 8 | 0 | 54 | (includes rushing TD) |
| Dec 31 | at Baltimore ³ | S | 3 | 58 | 19.3 | 24 | 0 | 0 | 0 | | |
| Postseason Totals | | | 1/1 | 3 | 58 | 19.3 | 24 | 0 | 0 | 0 | |

³AFC Wild Card Playoff Game

| 2001 DENVER (8-8) | | | RECEIVING | | | | | SCORING | | |
|-----------------------|------------------|------------------------------|-----------|------|-------|------|-----|---------|------|------------------------------------|
| Date | Opponent | P/S | No. | Yds. | Avg. | LG | TD | 2pt. | Pts. | |
| Sep 10 | vs. N.Y. Giants* | S | 9 | 115 | 12.8 | 26 | 1 | 0 | 6 | |
| Sep 23 | at Arizona* | S | 14 | 162 | 11.6 | 34t | 2 | 0 | 12 | * franchise-record 14 rec. |
| Sep 30 | vs. Baltimore | S | 5 | 83 | 16.6 | 31 | 0 | 0 | 0 | |
| Oct 7 | vs. Kansas City* | S | 8 | 110 | 13.8 | 32 | 1 | 0 | 6 | |
| Oct 14 | at Seattle | S | 6 | 43 | 7.2 | 13 | 1 | 0 | 6 | |
| Oct 21 | at San Diego | S | 9 | 86 | 9.6 | 18 | 0 | 0 | 0 | |
| Oct 28 | vs. New England* | S | 6 | 159 | 26.5 | 65t | 1 | 0 | 6 | |
| Nov 5 | at Oakland | S | 10 | 91 | 9.1 | 26t | 2 | 1 | 4 | * NFL rec.; 67 rec. 1st 8 gms. |
| Nov 11 | vs. San Diego* | S | 5 | 74 | 14.8 | 32 | 0 | 0 | 0 | |
| Nov 18 | vs. Washington | S | 3 | 25 | 8.3 | 13 | 1 | 0 | 6 | |
| Nov 22 | at Dallas* | S | 7 | 81 | 11.6 | 23 | 0 | 0 | 0 | |
| Dec 2 | at Miami | INACTIVE — LEFT ANKLE SPRAIN | | | | | | | | |
| Dec 9 | vs. Seattle* | S | 8 | 66 | 8.3 | 12 | 0 | 0 | 0 | |
| Dec 16 | at Kansas City | P | 8 | 100 | 12.5 | 21 | 1 | 0 | 6 | |
| Dec 30 | vs. Oakland* | S | 8 | 56 | 7.0 | 13 | 1 | 0 | 6 | * broke fran. rec.; rec. in season |
| Jan 6 | at Indianapolis | S | 7 | 92 | 13.1 | 20 | 0 | 0 | 0 | |
| Regular Season Totals | | | 15/14 | 113 | 1,343 | 11.9 | 65t | 11 | 1 | 68 |

| 2002 DENVER (9-7) | | | | | | | | | | | |
|-----------------------|-------------------|-----|-------|------|-------|------|----|------|------|----|--|
| Date | Opponent | S/P | No. | Yds. | Avg. | LG | TD | 2pt. | Pts. | | |
| Sep 8 | vs. St. Louis* | S | 5 | 47 | 9.4 | 16 | 1 | 0 | 6 | | |
| Sep 15 | at San Francisco* | S | 3 | 22 | 7.3 | 12 | 0 | 0 | 0 | | |
| Sep 22 | vs. Buffalo* | S | 7 | 94 | 13.4 | 26t | 1 | 0 | 6 | | |
| Sep 30 | at Baltimore | S | 5 | 61 | 12.2 | 24 | 0 | 0 | 0 | | |
| Oct 6 | vs. San Diego* | S | 6 | 83 | 13.8 | 34 | 0 | 0 | 0 | | |
| Oct 13 | vs. Miami | S | 9 | 88 | 9.8 | 16 | 0 | 0 | 0 | | |
| Oct 20 | at Kansas City* | S | 7 | 92 | 13.1 | 29 | 0 | 0 | 0 | | |
| Oct 27 | at New England* | S | 7 | 54 | 7.7 | 21 | 0 | 0 | 0 | | |
| Nov 11 | Oakland | S | 8 | 72 | 9.0 | 17 | 0 | 0 | 0 | | |
| Nov 17 | at Seattle* | S | 5 | 58 | 11.6 | 16 | 1 | 0 | 6 | | |
| Nov 24 | vs. Indianapolis | S | 6 | 73 | 12.2 | 27 | 1 | 0 | 6 | | |
| Dec 1 | at San Diego | S | 2 | 36 | 18.0 | 23 | 0 | 0 | 0 | | |
| Dec 8 | at N.Y. Jets | S | 6 | 38 | 6.3 | 9 | 0 | 0 | 0 | | |
| Dec 15 | vs. Kansas City* | S | 3 | 83 | 27.7 | 46 | 0 | 0 | 0 | | |
| Dec 22 | at Oakland | S | 5 | 64 | 12.8 | 24 | 0 | 0 | 0 | | |
| Dec 29 | vs. Arizona* | S | 5 | 62 | 12.4 | 20 | 1 | 0 | 6 | | |
| Regular Season Totals | | | 16/16 | 89 | 1,027 | 11.5 | 46 | 5 | 0 | 30 | |

| 2003 DENVER (10-6) | | | RECEIVING | | | | | SCORING | | |
|-----------------------|------------------|-----|-----------|------|------|------|----|---------|------|----|
| Date | Opponent | P/S | No. | Yds. | Avg. | LG | TD | 2pt. | Pts. | |
| Sep 7 | at Cincinnati* | S | 5 | 43 | 8.6 | 12 | 0 | 0 | 0 | |
| Sep 14 | at San Diego* | S | 5 | 71 | 14.2 | 19 | 0 | 0 | 0 | |
| Sep 22 | vs. Oakland* | S | 1 | 7 | 7.0 | 7 | 0 | 0 | 0 | |
| Sep 28 | vs. Detroit* | S | 5 | 61 | 12.2 | 22 | 0 | 0 | 0 | |
| Oct 5 | at Kansas City | S | 8 | 130 | 16.3 | 21 | 0 | 0 | 0 | |
| Oct 12 | vs. Pittsburgh* | S | 4 | 70 | 17.5 | 38 | 1 | 0 | 6 | |
| Oct 19 | at Minnesota | S | 3 | 24 | 8.0 | 11 | 0 | 0 | 0 | |
| Oct 26 | at Baltimore | S | 4 | 23 | 5.8 | 7 | 0 | 0 | 0 | |
| Nov 3 | vs. New England | S | 4 | 58 | 14.5 | 26 | 0 | 0 | 0 | |
| Nov 16 | vs. San Diego* | S | 10 | 84 | 8.4 | 15 | 0 | 0 | 6 | |
| Nov 23 | vs. Chicago | S | 9 | 86 | 9.6 | 23 | 1 | 0 | 6 | |
| Nov 30 | at Oakland* | S | 1 | 20 | 20.0 | 20 | 0 | 0 | 0 | |
| Dec 7 | vs. Kansas City* | S | 7 | 85 | 12.1 | 20 | 0 | 0 | 0 | |
| Dec 14 | vs. Cleveland* | S | 4 | 41 | 10.3 | 18 | 0 | 0 | 0 | |
| Dec 21 | at Indianapolis* | S | 4 | 42 | 10.5 | 15t | 1 | 0 | 6 | |
| Dec 28 | at Green Bay | | INACTIVE | | | | | | | |
| Regular Season Totals | | | 15/15 | 74 | 845 | 11.4 | 38 | 3 | 0 | 24 |
| (includes 1 PR TD) | | | | | | | | | | |

³AFC Wild Card Playoff Game

| 2004 DENVER (10-6) | | | RECEIVING | | | | | SCORING | |
|-----------------------|-------------------|-----|-----------|------|-------|------|-----|---------|------|
| Date | Opponent | P/S | No. | Yds. | Avg. | LG | TD | 2pt. | Pts. |
| Sep 12 | vs. Kansas City* | S | 7 | 76 | 10.9 | 14 | 0 | 0 | 0 |
| Sep 19 | at Jacksonville | S | 6 | 83 | 13.8 | 34 | 0 | 0 | 0 |
| Sep 26 | vs. San Diego* | S | 5 | 75 | 15.0 | 32 | 1 | 0 | 6 |
| Oct 3 | at Tampa Bay* | S | 4 | 32 | 8.0 | 11 | 0 | 0 | 0 |
| Oct 10 | vs. Carolina* | S | 4 | 60 | 15.0 | 26 | 0 | 0 | 0 |
| Oct 17 | at Oakland* | S | 1 | 24 | 24.0 | 24 | 0 | 0 | 0 |
| Oct 25 | at Cincinnati | S | 5 | 50 | 10.0 | 15 | 1 | 0 | 6 |
| Oct 31 | vs. Atlanta | S | 9 | 208 | 23.1 | 80t | 1 | 0 | 6 |
| Nov 7 | vs. Houston* | S | 3 | 29 | 9.7 | 13t | 1 | 0 | 6 |
| Nov 21 | at New Orleans* | S | 3 | 26 | 8.7 | 13 | 0 | 0 | 0 |
| Nov 28 | vs. Oakland | S | 2 | 99 | 49.5 | 85t | 1 | 0 | 6 |
| Dec 5 | at San Diego | S | 4 | 76 | 19.0 | 45 | 0 | 0 | 0 |
| Dec 12 | vs. Miami* | S | 8 | 97 | 12.1 | 26 | 0 | 0 | 0 |
| Dec 19 | at Kansas City | S | 6 | 75 | 12.5 | 22 | 1 | 0 | 6 |
| Dec 25 | at Tennessee* | S | 6 | 58 | 9.7 | 17 | 1 | 0 | 6 |
| Jan 2 | vs. Indianapolis* | S | 6 | 76 | 12.7 | 17 | 0 | 0 | 0 |
| Regular Season Totals | | | 16/16 | 79 | 1,144 | 14.5 | 27t | 7 | 42 |
| Postseason Totals | | | 1/1 | 7 | 99 | 14.1 | 30 | 1 | 6 |

ROD SMITH VS. THE NFL

Regular Season Only

| | G/S | Rec. | Yds. | Avg. | LG | TD | 100 Yards |
|-------------------|----------------|------------|---------------|-------------|------------|-----------|-----------|
| Denver | 0/0 | 0 | 0 | 0.0 | — | 0 | 0 |
| Kansas City | 20/16 | 117 | 1,734 | 14.8 | 78 | 4 | 9 |
| Oakland | 22/19 | 99 | 1,291 | 13.0 | 85t | 10 | 0 |
| San Diego | 21/18 | 108 | 1,355 | 12.5 | 45 | 6 | 3 |
| AFC West | 63/53 | 324 | 4,380 | 13.5 | 85t | 20 | 12 |
| Buffalo | 4/3 | 21 | 266 | 12.7 | 34 | 2 | 1 |
| Miami | 5/5 | 27 | 329 | 12.2 | 35 | 0 | 0 |
| New England | 10/8 | 50 | 785 | 15.7 | 72 | 3 | 4 |
| N.Y. Jets | 4/4 | 19 | 319 | 16.8 | 71 | 0 | 1 |
| AFC East | 23/20 | 117 | 1,699 | 14.5 | 72 | 5 | 6 |
| Baltimore | 5/4 | 20 | 266 | 13.3 | 35 | 0 | 0 |
| Cincinnati | 5/5 | 25 | 302 | 12.1 | 28t | 4 | 1 |
| Cleveland | 2/2 | 9 | 152 | 16.9 | 32t | 3 | 1 |
| Pittsburgh | 2/2 | 8 | 185 | 23.1 | 41 | 3 | 1 |
| AFC North | 14/13 | 62 | 905 | 14.6 | 41 | 10 | 3 |
| Houston | 1/1 | 3 | 29 | 9.7 | 13t | 1 | 0 |
| Indianapolis | 4/4 | 23 | 283 | 12.3 | 27 | 2 | 0 |
| Jacksonville | 5/4 | 22 | 259 | 11.8 | 34 | 1 | 0 |
| Tennessee/Houston | 2/1 | 7 | 82 | 11.7 | 24 | 1 | 0 |
| AFC South | 12/10 | 55 | 653 | 11.9 | 34 | 5 | 0 |
| AFC Totals | 112/96 | 558 | 7,637 | 13.7 | 85t | 40 | 21 |
| Arizona | 3/2 | 19 | 224 | 11.8 | 34t | 3 | 1 |
| St. Louis | 3/3 | 12 | 261 | 21.8 | 72t | 4 | 1 |
| San Francisco | 3/3 | 16 | 175 | 10.9 | 26 | 0 | 0 |
| Seattle | 14/11 | 68 | 925 | 13.6 | 59t | 6 | 3 |
| NFC West | 23/19 | 115 | 1,585 | 13.8 | 72t | 13 | 5 |
| Dallas | 4/3 | 16 | 214 | 13.4 | 38 | 1 | 0 |
| N.Y. Giants | 3/3 | 16 | 217 | 13.6 | 37 | 1 | 1 |
| Philadelphia | 3/2 | 12 | 171 | 14.3 | 32 | 3 | 0 |
| Washington | 4/3 | 8 | 104 | 13.0 | 43t | 2 | 0 |
| NFC East | 14/11 | 52 | 706 | 13.6 | 43t | 7 | 1 |
| Chicago | 2/2 | 10 | 100 | 10.0 | 23 | 1 | 0 |
| Detroit | 2/2 | 9 | 85 | 9.4 | 22 | 0 | 0 |
| Green Bay | 2/1 | 5 | 63 | 12.6 | 17 | 0 | 0 |
| Minnesota | 3/2 | 10 | 141 | 14.1 | 30 | 0 | 1 |
| NFC North | 9/7 | 34 | 389 | 11.4 | 30 | 1 | 1 |
| Atlanta | 3/3 | 19 | 353 | 18.6 | 80t | 3 | 2 |
| Carolina | 2/2 | 8 | 100 | 12.5 | 26 | 1 | 0 |
| New Orleans | 2/2 | 5 | 51 | 10.2 | 14 | 0 | 0 |
| Tampa Bay | 2/2 | 6 | 56 | 9.3 | 16 | 0 | 0 |
| NFC South | 9/9 | 38 | 560 | 14.7 | 80t | 4 | 2 |
| NFC Totals | 55/46 | 239 | 3,240 | 13.6 | 80t | 25 | 9 |
| NFL Totals | 167/142 | 797 | 10,877 | 13.6 | 85t | 65 | 30 |
| Home | 85/73 | 437 | 6,301 | 14.4 | 85t | 40 | 19 |
| Road | 82/69 | 360 | 4,576 | 12.7 | 50t | 25 | 11 |
| Grass | 138/118 | 668 | 9,496 | 13.8 | 85t | 55 | 27 |
| Turf | 29/24 | 109 | 1,381 | 12.7 | 50t | 10 | 3 |
| Outdoors | 154/131 | 750 | 10,296 | 13.7 | 85t | 62 | 29 |
| Domes | 13/11 | 47 | 581 | 12.4 | 50t | 3 | 1 |
| All Sun. Games | 138/115 | 648 | 9,005 | 13.9 | 85t | 53 | 27 |
| Sunday Nights | 14/10 | 73 | 841 | 11.5 | 85t | 7 | 2 |
| Monday | 21/19 | 102 | 1,333 | 13.1 | 49t | 9 | 2 |
| Thursdays | 2/2 | 12 | 138 | 11.5 | 23 | 1 | 0 |
| Saturdays | 6/6 | 35 | 401 | 11.5 | 34 | 2 | 1 |
| Wins | 109/95 | 514 | 7,003 | 13.6 | 78 | 48 | 18 |
| Losses | 58/47 | 283 | 3,874 | 13.7 | 85t | 17 | 12 |
| August | 1/1 | 5 | 122 | 24.4 | 78 | 0 | 1 |
| September | 35/31 | 164 | 2,180 | 13.3 | 72t | 15 | 5 |
| October | 43/37 | 209 | 3,024 | 14.5 | 80t | 17 | 11 |
| November | 42/35 | 190 | 2,476 | 13.0 | 85t | 18 | 5 |
| December | 43/35 | 207 | 2,801 | 13.5 | 58 | 15 | 7 |
| January | 3/3 | 22 | 274 | 12.5 | 20 | 0 | 1 |



DAVID TERRELL

6-3 • 213 • 6TH YR. • MICHIGAN

BORN: March 13, 1979, in Richmond, Va.

HIGH SCHOOL: Huguenot High School, Richmond, Va.

ACQUIRED: Free Agent, 2005

NFL Year: 6th • Year with Broncos: 2nd

NFL Games Played/Started: 54/29 • Postseason: 1/1

13

WIDE RECEIVER

TERRELL AT A GLANCE:

- A sixth-year wide receiver who enters his first training camp with the Broncos in 2006 after joining the team on Sept. 7, 2005, as a free agent.
- Spent most of the 2005 season learning Denver's offense, seeing his lone game action in the regular-season finale, after competing with the Patriots in training camp that year and playing his first four professional seasons with the Bears.
- Established career highs in receiving yards (699) and yards per reception (16.6) for the Bears in 2004 after setting a personal best in receptions (43) in 2003.
- Selected as a finalist for the Biletnikoff Award (nation's best receiver) and was a consensus All-American as a junior at the University of Michigan after setting a school single-season record with 1,130 receiving yards.
- Finished his career at Michigan ranked second in school history in career receptions (152) and third in receiving yards (2,317).
- Selected by Chicago in the first round (eighth overall) of the 2001 NFL Draft and was the first wide receiver chosen in that draft class.

CAREER TRANSACTIONS: Signed by Chicago as a draft choice 7/31/01; Released by Chicago 2/28/05; Signed by New England 4/5/05; Released by New England 9/3/05; Signed by Denver 9/7/05.


2005: Terrell joined the Broncos as free agent on Sept. 7 from New England, which released him Sept. 3. He signed with the Patriots as a free agent on April 5 but was forced to battle through a staph infection in his leg during training camp that limited his action. After signing with Denver, Terrell was released for the season opener but then quickly re-signed with the club. He was inactive for the Broncos' next 14 games (Wks. 2-16) as he continued to learn the team's offense. Terrell made his debut as a Bronco in the regular-season finale at S.D. (12/31) but did not make a catch. He was inactive vs. N.E. (1/14) in an AFC Divisional Playoff Game and vs. Pit. (1/22) in the AFC Championship Game.

2004: Terrell played all 16 regular-season games (15 starts) for the Bears, setting career highs with 699 receiving yards and an average of 16.6 yards per catch, leading the team in both categories. He hauled in 42 passes, one shy of his career high, with one touchdown. He opened the season with a career-high 126 receiving yards on five receptions with catches of 35, 30 and 27 yards in his first season-opening start vs. Det. (9/12). He also added a 20-yard run for a career-high 146 total yards from scrimmage against the Lions. At Min. (9/26), he gained 25 yards on two catches. Terrell caught a career-high nine balls for 116 yards, including a long of 32 yards, vs. Phi. (10/3). He led the Bears with four catches for a game-high 70 yards at NYG (11/7). Against Ind. (11/21), he again led Chicago with 76 yards on three catches, including a 43-yard reception to close the first half. On Thanksgiving Day at Dal. (11/25), Terrell had two catches for 34 yards. He caught his first touchdown of the season en route to a three-catch, 44-yard effort vs. Min. (12/5). Terrell led the team with 41 receiving yards on three receptions vs. Hou. (12/19). In the season finale vs. G.B. (1/2), he led Chicago with four receptions for 99 yards, including a career-long reception of 63 yards.

2003: Terrell started eight of the 16 games he played with Chicago and posted a career-high 43 catches for 361 yards (8.4 avg.) with one touchdown. He recorded a team-high seven catches for a season-high 48 yards vs. G.B. (9/29). At Sea. (10/19), he started and caught four balls for 34 yards. Terrell hauled in five passes for 22 yards vs. Det. (10/26) before tying for the team lead with seven catches for 38 yards vs. S.D. (11/2). Terrell again tied for the team lead with five catches for 48 yards, including a long of 21 yards, at G.B. (12/7). Against Min. (12/14), he tied for the team lead with three catches for 42 yards, including a long of 22 yards.

2002: Terrell's second season with Chicago was shortened to five games due to a broken right foot that required surgery in October. Through the Bears' first five games, Terrell led the team with three touchdown receptions. He caught nine passes for 127 yards while starting one of the five games he played. In the season opener, Terrell caught a game-winning 9-yard touchdown with 28 seconds remaining vs. Min. (9/8). He hauled in his second game-winning touchdown in as many weeks with a 14-yard scoring catch at Atl. (9/15). In his first start of the year at Buf. (9/29), Terrell caught a season-high three passes for 23 yards with a 5-yard touch-

down. He recorded a season-high 77 yards on three catches, including a season-long 52-yarder, in his *Monday Night Football* debut vs. G.B. (10/7).

2001: Selected by Chicago in the first round (eighth overall) in the 2001 NFL Draft, Terrell produced the best season for a Bears rookie wide receiver since Willie Gault's performance in 1983. Terrell placed third on the team in catches (34) and receiving yards (415) while ranking second among wideouts with four receiving touchdowns. In an NFC Divisional Playoff Game vs. Phi. (1/19), Terrell made his postseason debut with two catches for 18 yards. In his NFL debut, Terrell made two catches for nine yards at Bal. (9/9). He posted his season high in receptions with seven for 91 yards, including a 41-yarder, at Cin. (10/21). The following week, he caught three passes for 19 yards vs. S.F. (10/28), including acrobatic grabs on fourth-quarter touchdown catches of 13 and four yards, the first scores of his career. Terrell made his first NFL start at T.B. (11/18) and caught one pass for 15 yards. He caught a 62-yard pass en route to setting a season high with 94 yards on three catches vs. T.B. (12/16). His lone catch at Det. (12/30) was a 20-yard touchdown. He tallied a touchdown catch for the second consecutive game with a 9-yard grab vs. Jac. (1/6).

COLLEGE: Terrell was a two-time first-team All-Big Ten Conference selection at the University of Michigan and finished his career ranked second in school history in receptions (152) and third in receiving yards (2,317). He also totaled nine 100-yard receiving games for his career. Terrell was a semifinalist for the Biletnikoff Award (nation's best receiver) and a consensus All-American as a junior, his final year at Michigan, after setting a school single-season record with 1,130 receiving yards. He was the first Michigan player to gain 1,000 receiving yards in a season more than once. Terrell capped his collegiate career catching at least one pass in his final 24 outings. As a junior, he led Michigan with 67 catches for 14 touchdowns along with the school-record 1,130 receiving yards (16.9 avg.). He earned consensus All-America status, including first-team accolades from CNN/SI and *College Football News*, and was a first-team All-Big 10 selection. As a sophomore, Terrell led Michigan with a career-high 71 receptions for 1,038 yards (14.6 avg.) with seven scores, earning first-team All-Big 10 Conference honors and second-team All-America accolades from *CBS Sportsline*. In addition to playing every game at wide receiver (10 starts), he saw action in seven games as a defensive back in the dime package, recording six tackles, two passes defended and one interception.

PERSONAL: Terrell was a three-year all-state selection in football at Huguenot High School in Richmond, Va. Following his prep career, Terrell was tabbed as the nation's best receiver by *Prep Football Report* and a first-team All-American by *USA Today*. During his high school career, he totaled 108 receptions for 2,546 yards (23.6 avg.) with 41 touchdowns to go with 30 interceptions on the defensive side of the ball. Terrell also was a four-year letter winner in basketball and an all-district selection, averaging 20 points, 12 rebounds and two assists per game as a senior. He majored in general studies at the University of Michigan. David Terrell was born March 13, 1979, in Richmond, Va.

TERRELL'S REGULAR SEASON RECORD

| Year | Club | G | S | No. | RECEIVING | | | LG | TD | SCORING | | | | 2pt. | Pts. |
|-----------------------|---------|-----------|-----------|------------|--------------|-------------|-----------|----------|----------|----------|----------|----------|----------|----------|-----------|
| | | | | | Yds. | Avg. | TD | | | TD | TDp | TDrt | TD | | |
| 2001 | Chicago | 16 | 6 | 34 | 415 | 12.2 | 62 | 4 | 4 | 0 | 0 | 0 | 0 | 0 | 24 |
| 2002 | Chicago | 5 | 1 | 9 | 127 | 14.1 | 52 | 3 | 3 | 0 | 0 | 0 | 0 | 0 | 18 |
| 2003 | Chicago | 16 | 7 | 43 | 361 | 8.4 | 35 | 1 | 1 | 0 | 0 | 0 | 0 | 0 | 6 |
| 2004 | Chicago | 16 | 15 | 42 | 699 | 16.6 | 63 | 1 | 1 | 0 | 0 | 0 | 0 | 0 | 6 |
| 2005 | Denver | 1 | 0 | 0 | 0 | 0.0 | — | 0 | 0 | 0 | 0 | 0 | 0 | 0 | 0 |
| CAREER TOTALS | | 54 | 29 | 128 | 1,602 | 12.5 | 63 | 9 | 9 | 0 | 0 | 0 | 0 | 0 | 54 |
| BRONCOS TOTALS | | 1 | 0 | 0 | 0 | 0.0 | — | 0 | 0 | 0 | 0 | 0 | 0 | 0 | 0 |

RUSHING

| Year | Club | No. | Yds. | Avg. | LG | TD |
|-----------------------|---------|----------|-----------|------------|-----------|----------|
| 2001 | Chicago | 0 | 0 | 0.0 | — | 0 |
| 2002 | Chicago | 0 | 0 | 0.0 | — | 0 |
| 2003 | Chicago | 1 | 4 | 4.0 | 4 | 0 |
| 2004 | Chicago | 3 | 10 | 3.3 | 20 | 0 |
| 2005 | Denver | 0 | 0 | 0.0 | — | 0 |
| CAREER TOTALS | | 4 | 14 | 3.5 | 20 | 0 |
| BRONCOS TOTALS | | 0 | 0 | 0.0 | — | 0 |

ADDITIONAL STATISTICS: Kick Returns — 2001 (1 for 8 yards), TOTAL (1 for 8 yards). Miscellaneous tackles — 2001 (3), 2003 (1), TOTAL (4). Fumbles — 2003 (1FR).

TERRELL'S POSTSEASON RECORD

| Year | Club | G | S | No. | RECEIVING | | | LG | TD | SCORING | | | | 2pt. | Pts. |
|-----------------------|---------|----------|----------|----------|-----------|------------|-----------|----------|----------|----------|----------|----------|----------|----------|----------|
| | | | | | Yds. | Avg. | TD | | | TD | TDp | TDrt | TD | | |
| 2001 | Chicago | 1 | 1 | 2 | 18 | 9.0 | 11 | 0 | 0 | 0 | 0 | 0 | 0 | 0 | 0 |
| 2005 | Denver | 0 | 0 | 0 | 0 | 0.0 | — | 0 | 0 | 0 | 0 | 0 | 0 | 0 | 0 |
| CAREER TOTALS | | 1 | 1 | 2 | 18 | 9.0 | 11 | 0 | 0 | 0 | 0 | 0 | 0 | 0 | 0 |
| BRONCOS TOTALS | | 0 | 0 | 0 | 0 | 0.0 | — | 0 | 0 | 0 | 0 | 0 | 0 | 0 | 0 |

RUSHING

| Year | Club | No. | Yds. | Avg. | LG | TD |
|-----------------------|---------|----------|----------|------------|----------|----------|
| 2001 | Chicago | 0 | 0 | 0.0 | — | 0 |
| 2005 | Denver | 0 | 0 | 0.0 | — | 0 |
| CAREER TOTALS | | 0 | 0 | 0.0 | — | 0 |
| BRONCOS TOTALS | | 0 | 0 | 0.0 | — | 0 |

TERRELL'S SINGLE GAME HIGHS

(Postseason in parentheses)

Receptions — 9 vs. Philadelphia, 10/3/04 (2 vs. Philadelphia, 1/19/02). **Receiving yards** — 126 vs. Detroit, 9/12/04 (18 vs. Philadelphia, 1/19/02). **Longest reception** — 63 vs. Green Bay, 1/2/05 (11 vs. Philadelphia, 1/19/02). **Receiving touchdowns** — 2 vs. San Francisco, 10/28/01 (none). **Rushes** — 1, four times, last at Jacksonville, 12/12/04 (none). **Rushing yards** — 20 vs. Detroit, 9/12/04 (none). **Longest rush** — 20 vs. Detroit, 9/12/04 (none). **Rushing touchdowns** — None (none).

TERRELL'S REGULAR SEASON TOP FIVE

RECEIVING YARDS

126 — vs. Detroit, 9/12/04 (5 rec.)
116 — vs. Philadelphia, 10/3/04 (9 rec.)
99 — vs. Green Bay, 1/2/05 (4 rec.)
94 — vs. Tampa Bay, 12/16/01 (3 rec.)
91 — at Cincinnati, 10/21/01 (7 rec.)

RECEIVING TOUCHDOWNS

2 — vs. San Francisco, 10/28/01 (3 rec., 19 yds.)
1 — seven times, last vs. Min., 12/5/04 (3 rec., 44 yds.)

RECEPTIONS

9 — vs. Philadelphia, 10/3/04 (116 yds.)
7 — vs. San Diego, 11/2/03 (38 yds.)
7 — vs. Green Bay, 9/29/03 (48 yds.)
7 — at Cincinnati, 10/21/01 (91 yds.)
5 — Three times, last vs. Det., 9/12/04 (126 yds.)


LONGEST RECEPTIONS

63 — vs. Green Bay, 1/2/05 (4-99)
62 — vs. Tampa Bay, 12/16/01 (3-94)
52 — vs. Green Bay, 10/7/02 (3-77)
43 — vs. Indianapolis, 11/21/04 (3-76)
41 — at Cincinnati, 10/21/01 (7-91)

TERRELL'S 100-YARD RECEIVING GAMES (2)

*denotes win (Terrell's teams are 0-2 when he records 100 or more yards receiving in a game.)

| Date | Opponent | No. | Yds. | Avg. | LG | TD |
|---------|------------------|-----|------|------|----|----|
| 9/12/04 | vs. Detroit | 5 | 126 | 25.2 | 35 | 0 |
| 10/3/04 | vs. Philadelphia | 9 | 116 | 12.9 | 32 | 0 |



LANDON TRUSTY

6-7 • 266 • 2ND YR. • CENT. ARKANSAS


BORN: Oct. 9, 1981, in Springdale, Ark.

HIGH SCHOOL: Lakeside High School, Hot Springs, Ark.

ACQUIRED: Free Agent, 2006

NFL YEAR: 2nd • **YEAR WITH BRONCOS:** 1st

NFL GAMES PLAYED/STARTED: 0/0



TIGHT END

TRUSTY AT A GLANCE:

- A second-year tight end who signed a future contract with the Broncos on Jan. 9, 2006, but was placed on the reserve/injured list by the club on June 6 with a torn ACL in his right knee.
- Spent the 2005 season with San Diego, appearing on its active roster for four weeks and competing on the club's practice squad for 13 weeks.
- Participated in the Cowboys' training camp in 2004 as a rookie and saw time on their practice squad that season.
- Twice received Academic All-America and All-South Region honors at the University of Central Arkansas, where he totaled 78 catches for 1,062 yards (13.6 avg.) with 20 touchdowns for his career.
- Became Central Arkansas' only two-time winner of its Male Student Athlete of the Year award.
- Entered the NFL with Dallas as an undrafted free agent on June 8, 2004.

CAREER TRANSACTIONS: Signed by Dallas as an undrafted free agent 6/8/04; Waived by Dallas 9/5/04; Signed by Dallas (practice squad) 9/7/04; Released by Dallas 9/8/04; Signed by Dallas (practice squad) 9/22/04; Released by Dallas 10/5/04; Signed by Dallas (practice squad) 10/13/04; Released by Dallas 10/26/04; Signed by Dallas (practice squad) 12/28/04; Waived by Dallas 5/3/05; Signed by San Diego 5/20/05; Waived by San Diego 9/12/05; Signed by San Diego (practice squad) 9/14/05; Signed by San Diego (active roster) 11/23/05; Waived by San Diego 12/14/05; Signed by San Diego (practice squad) 12/16/05; Signed by Denver (future contract) 1/9/06; Placed on reserve/injured list (right knee) by Denver 6/6/06.



2005: Trusty spent the 2005 season with San Diego, appearing on its active roster for four weeks and competing on the club's practice squad for 13 weeks. He competed in training camp with the Chargers and made the 53-man roster at the conclusion of camp. Trusty was inactive for the season opener and was waived Sept. 12 before signing to the Chargers' practice squad a day later. He spent nine weeks on San Diego's practice squad before being signed to the club's active roster Nov. 23. He was inactive for San Diego's next three games

before he was waived Dec. 14. Trusty was signed to the practice squad by San Diego a day later and finished the year on the Chargers' practice squad.

2004: Trusty entered the NFL as a college free agent from Central Arkansas University when Dallas signed him on June 8. He was waived by the Cowboys at the end of training camp and signed with the team's practice squad on Sept. 7. Dallas released him a day later, but Trusty rejoined the team's practice squad Sept. 22. The Cowboys released him Oct. 5 and re-signed him to their practice squad Oct. 13. Dallas released him Oct. 26 before bringing him back to their practice squad Dec. 28.

COLLEGE: Trusty was a two-time academic All-America and All-South Region selection at the University of Central Arkansas. He was the school's only two-time winner of its Male Student Athlete of the Year Award as he compiled 78 catches for 1,062 yards (13.6 avg.) with 20 touchdowns for his career. During his senior campaign, Trusty grabbed 18 passes for 190 yards with three touchdowns. He made a career-high 24 receptions for 387 yards (16.1 avg.) with six touchdowns as a junior. The previous season, he posted 20 catches for 269 yards with eight scores. He contributed 16 catches for 216 yards with three touchdowns as a freshman.

PERSONAL: Trusty played quarterback and punter at Lakeside High School in Hot Springs, Ark. He also competed on the school's basketball team and was named MVP of the Arkansas High School All-Star Basketball Game. A four-year starter on the Lakeside football team, Trusty started on the basketball team as a freshman and sophomore. He and his wife, Erica, have a daughter, Madison. Landon Trusty was born on Oct. 9, 1981, in Springdale, Ark.


TRUSTY'S REGULAR SEASON RECORD

| Year | Club | G | S | No. | RECEIVING | | | LG | TD | TD | TDr | SCORING | | | 2pt | Pts. |
|----------------------|-----------|----------|----------|----------|-----------|------------|----------|----------|----------|----------|----------|----------|----------|----------|----------|----------|
| | | | | | Yds. | Avg. | Pct. | | | | | TDp | TDrt | Yds. | | |
| 2004 | Dallas | 0 | 0 | 0 | 0 | 0.0 | — | 0 | 0 | 0 | 0 | 0 | 0 | 0 | 0 | 0 |
| 2005 | San Diego | 0 | 0 | 0 | 0 | 0.0 | — | 0 | 0 | 0 | 0 | 0 | 0 | 0 | 0 | 0 |
| CAREER TOTALS | | 0 | 0 | 0 | 0 | 0.0 | — | 0 | 0 | 0 | 0 | 0 | 0 | 0 | 0 | 0 |

TRUSTY'S SINGLE GAME HIGHS

(Postseason in parentheses)

Receptions — None (none). **Receiving yards** — None (none). **Receiving touchdowns** — None (none). **Longest reception** — None (none).



BRADLEE VAN PELT

6-2 • 220 • 2ND YR. • COLORADO STATE


BORN: July 3, 1980, in Owosso, Mich.

HIGH SCHOOL: San Marcos High School, Santa Barbara, Calif.

ACQUIRED: Draft #7c (250th overall), 2004

NFL YEAR: 2nd • **YEAR WITH BRONCOS:** 2nd

NFL GAMES PLAYED/STARTED: 3/0 • **POSTSEASON:** 0/0



QUARTERBACK

VAN PELT AT A GLANCE:

- A second-year quarterback who spent the 2005 season on the Broncos' active roster as the backup to Jake Plummer after competing on their practice squad as a rookie in 2004.
- Scored a rushing touchdown (7 yds.) on the first offensive touch of his professional career during the Broncos' game at Kansas City (12/4/05).
- Logged the first passing attempts of his career in the Broncos' 2005 regular-season finale at San Diego (12/31/05) and was Denver's quarterback for the entire second half of that contest.
- Set a Colorado State University career record by posting 8,439 yards of total offense and became the ninth player in NCAA Division I-A history to throw for more than 4,000 yards and rush for more than 2,000 yards in a career.
- Finished his CSU career ranked fourth in school history in career passing yards (6,165) and ranked 19th all-time among NCAA Division I-A quarterbacks in career rushing yards (2,274).
- Twice earned first-team All-Mountain West Conference honors at Colorado State.
- Son of Brad Van Pelt, who played 14 seasons as a linebacker in the NFL (1973-86).
- Selected by the Broncos in the seventh round (250th overall) of the 2004 NFL Draft.

CAREER TRANSACTIONS: Signed by Denver as a draft choice 7/27/04; Waived by Denver 9/5/04; Signed by Denver (practice squad) 9/7/04.



2005: In his first season on the Broncos' active roster, Van Pelt served as Jake Plummer's backup for all 16 regular-season games and saw action in three contests. His most extensive playing time came in Denver's regular-season finale at S.D. (12/31), a game in which he played the entire second half and completed 2-of-8 passes for seven yards to account for his season's passing statistics. He added 11 rushes for 48 yards (4.4 avg.) on the year, including a 7-yard touchdown run that was scored on his first offensive touch as a pro (at K.C. 12/4). During the postseason, Van Pelt did not play in Denver's AFC Divisional Playoff Game vs. N.E. (1/14) or the AFC Championship Game vs. Pit. (1/22). Late in the second quarter at K.C. (12/4) with Denver deep in Chiefs territory, Van Pelt entered the game at quarterback with Plummer split wide as a wide receiver. He took the snap in a shotgun formation and sprinted through the line for a 7-yard touchdown run to tie the score at 21. He relieved Plummer for the last series of the game vs. Oak. (12/24) and handed off three times. In extended playing time during Denver's regular-season finale at S.D. (12/31) with the Broncos having already clinched the AFC's No. 2 seed in the playoffs, Van Pelt completed 2-of-8 passes for seven yards. He also rushed 10 times for 41 yards against the Chargers, whose rush defense led the NFL. He entered the game after halftime in place of Plummer and recorded the first completion of his career on his fifth attempt when he connected with wide receiver Charlie Adams for two yards.

2004: Selected by the Broncos in the seventh round (250th overall) of the 2004 NFL Draft, Van Pelt spent his entire rookie season on Denver's practice squad.

COLLEGE: A two-time first-team All-Mountain West Conference pick at Colorado State University, Van Pelt completed 424-of-778 passes (54.5%) for 6,165 yards with 37 touchdowns and 30 interceptions in 38 total games (34 starts) during his collegiate career. Van Pelt, who spent his freshman year (1999) at Michigan State before transferring to CSU, recorded the fourth-most career passing yards in CSU history among several school career and single-season records. Only Moses Moreno (6,689, 1994-97), Terry Nugent (7,103, 1980-83) and Kelly Stouffer (7,141, 1984-86) threw for more yards in a career at Colorado State. His 2,274 career rushing yards (420 att., 5.4 avg.) ranked 19th all-time among NCAA Division I-A quarterbacks and ninth in CSU history (any position), and the athletic signal-caller added 25 career rushing touchdowns. Additionally, he set a Rams career record by recording 8,439 yards of total offense, surpassing the previous mark of 7,147 yards by Anthony Hill (1991-93). Van Pelt was only the ninth player in NCAA Division I-A history to throw for more than 4,000 yards and rush for more than 2,000 yards in a career. He had an outstanding senior season, completing 180-of-297 passes (60.6%) for 2,845 yards with 19 touchdowns and 13 interceptions. He became the first CSU quarterback since 1954 (Gary Glick) to lead the team in rushing with 909 yards in 2003, including a career-best 154 yards vs. Fresno State, while adding 10 rushing touchdowns.

PERSONAL: A four-sport athlete at San Marcos High School in Santa Barbara, Calif., Van Pelt was an all-state selection in football as a senior and set school career records in rushing and passing. He is the son of five-time All Pro Brad Van Pelt, an All-America linebacker at Michigan State who later played in the NFL with the New York Giants (1973-83), Los Angeles Raiders (1984-85) and Cleveland Browns (1986), for whom he played for against the Broncos in the 1986 AFC Championship Game when John Elway engineered "The Drive." He is actively involved with goodwill missions to military bases and USO tours. Bradlee Van Pelt was born July 3, 1980, in Owosso, Mich., and resides in Denver.

VAN PELT'S REGULAR SEASON RECORD

| Year | Club | G | S | Att. | Comp. | Pct. | PASSING | | TD | % Int. | % LG | Sack/Yds. | Rtg. |
|----------------------|--------|----------|----------|----------|----------|-------------|----------|-------------|----------|----------|----------|-----------|-------------|
| | | | | | | | Yds. | Yds./Att. | | | | | |
| 2004 | Denver | 3 | 0 | 8 | 2 | 25.0 | 7 | 0.88 | 0 | 0 | 0 | 5 | 39.6 |
| 2005 | Denver | 3 | 0 | 8 | 2 | 25.0 | 7 | 0.88 | 0 | 0 | 0 | 5 | 39.6 |
| CAREER TOTALS | | 3 | 0 | 8 | 2 | 25.0 | 7 | 0.88 | 0 | 0 | 0 | 5 | 39.6 |

| Year | Club | Att. | Yds. | Avg. | LG | TD | TDr | TDp | TDrt | 2pt | Pts. |
|----------------------|--------|-----------|-----------|------------|-----------|----------|----------|----------|----------|----------|----------|
| | | | | | | | | | | | |
| 2004 | Denver | 11 | 48 | 4.4 | 11 | 1 | 1 | 0 | 0 | 0 | 6 |
| 2005 | Denver | 11 | 48 | 4.4 | 11 | 1 | 1 | 0 | 0 | 0 | 6 |
| CAREER TOTALS | | 11 | 48 | 4.4 | 11 | 1 | 1 | 0 | 0 | 0 | 6 |

VAN PELT'S POSTSEASON RECORD

| Year | Club | G | S | Att. | Comp. | Pct. | PASSING | | TD | % Int. | % LG | Sack/Yds. | Rtg. |
|----------------------|--------|----------|----------|----------|----------|-------------|----------|-------------|----------|------------|----------|------------|------------|
| | | | | | | | Yds. | Yds./Att. | | | | | |
| 2005 | Denver | 0 | 0 | 0 | 0 | 00.0 | 0 | 0.00 | 0 | 0.0 | 0 | 0/0 | 0.0 |
| CAREER TOTALS | | 0 | 0 | 0 | 0 | 00.0 | 0 | 0.00 | 0 | 0.0 | 0 | 0/0 | 0.0 |

| Year | Club | Att. | Yds. | Avg. | LG | TD | TDr | TDp | TDrt | 2pt | Pts. |
|----------------------|--------|----------|----------|------------|----------|----------|----------|----------|----------|----------|----------|
| | | | | | | | | | | | |
| 2005 | Denver | 0 | 0 | 0.0 | — | 0 | 0 | 0 | 0 | 0 | 0 |
| CAREER TOTALS | | 0 | 0 | 0.0 | — | 0 | 0 | 0 | 0 | 0 | 0 |

VAN PELT'S SINGLE GAME HIGHS

(Postseason in parentheses)

Pass attempts — 8 at San Diego, 12/31/05 (none). **Pass completions** — 2 at San Diego, 12/31/05 (none). **Yards passing** — 7 at San Diego, 12/31/05 (none). **Completion percentage** — 25.0 (2-8) at San Diego, 12/31/05 (none). **Touchdown passes** — None (none). **Longest pass completion** — 5 at San Diego, 12/31/05 (none). **Rushing attempts** — 10 at San Diego, 12/31/05 (none). **Yards rushing** — 41 at San Diego, 12/31/05 (none). **Longest rush** — 11 at San Diego, 12/31/05 (none). **Rushing touchdowns** — 1 at Kansas City, 12/4/05 (none).



KHALEED VAUGHN

6-4 • 278 • 2ND YR. • CLEMSON

BORN: May 20, 1981, in Atlanta

HIGH SCHOOL: North Atlanta High School, Atlanta

ACQUIRED: Free Agent, 2006

NFL YEAR: 2nd • YEAR WITH BRONCOS: 1st

NFL GAMES PLAYED/STARTED: 3/0 • POSTSEASON: 1/0

95

DEFENSIVE END

VAUGHN AT A GLANCE:

- A second-year defensive end who enters his first year with the Broncos in 2006 after the club signed him to a future contract on Jan. 25, 2006.
- Spent 2005 on Carolina's practice squad after competing in Atlanta's training camp that year.
- Played three regular-season games as well as the NFC Championship Game in 2004 as a rookie with the Falcons, who signed him off the Giants' practice squad that October.
- Totaled 194 tackles, 11 sacks, six passes defended, two forced fumbles and one interception during his career at Clemson University.
- Twice earned first-team Academic All-Atlantic Coast Conference recognition at Clemson.
- Entered the NFL with the New York Giants as a college free agent on April 30, 2004.

CAREER TRANSACTIONS: Signed by New York Giants as a college free agent 4/30/04; Waived by New York Giants 9/5/04; Signed by New York Giants (practice squad) 9/7/04; Signed by Atlanta (active roster) 10/20/04; Waived by Atlanta 9/3/05; Signed by Carolina (practice squad) 9/14/05; Signed by Denver 1/25/06.



2005: Vaughn spent most of the 2005 season on Carolina's practice squad after signing with the Panthers on Sept. 14. He competed in Atlanta's training camp but was waived by the Falcons on Sept. 3.

2004: Vaughn entered the NFL with the New York Giants as a college free agent on April 30. He began his rookie year on the Giants' practice squad before Atlanta signed him to its active roster on Oct. 20. With the Falcons, Vaughn saw action in three games and was inactive for seven other contests. He finished the year with three tackles, all of which were made in the Falcons' game at N.O. (12/26). He also played in the NFC Championship Game at Phi. (1/23), making two tackles in that contest.

COLLEGE: Vaughn was a three-year starter at Clemson University, where he compiled 194 career tackles (106 solo), 11 sacks, 23 tackles for loss, six passes defended, two forced fumbles and one interception. He registered 50 tackles, including two sacks, during his senior season with the Tigers. Vaughn was chosen as a two-time Academic All-Atlantic Coast Conference selection. He started the Gator Bowl (2000 season) as well as the Humanitarian Bowl (2001 season) for the Tigers. As a sophomore, Vaughn more than tripled his tackle total from his freshman campaign (64 to 20). He redshirted as a true freshman during the 1999 season.

PERSONAL: Khaled Vaughn (kuh-LEED) was selected as an All-Metro selection by the *Atlanta Journal Constitution* for his performance at North Atlanta High School in Atlanta. He led the team with 101 tackles while posting eight sacks, four fumble recoveries and two interceptions as a senior. He also played tight end and hauled in 28 passes for 247 yards (8.8 avg.). He lettered three times in football. He also earned four letters in basketball, a sport in which he averaged 15 points and 10 rebounds per game as a four-year starting center. Vaughn twice lettered in track and posted a 6-foot, 6-inch high jump. Vaughn graduated from Clemson University with a degree in human resource development which he used to establish his own investment company called Vaughn Investment Properties. He was a member of LifeLine, the Clemson football team's leadership organization. Khaled Vaughn was born on May 20, 1981, in Atlanta.

VAUGHN'S REGULAR SEASON RECORD

| Year | Club | G | S | UT | A | TT | S-Yds. | I-Yds. | PD | FF | FR | TD-Int. | TD-FR | S | Pts. |
|----------------------|----------|----------------|----------|----------|----------|----------|------------|------------|----------|----------|----------|----------|----------|----------|----------|
| 2004 | Atl./NYG | 3 | 0 | 3 | 0 | 3 | 0-0 | 0-0 | 0 | 0 | 0 | 0 | 0 | 0 | 0 |
| 2005 | Carolina | PRACTICE SQUAD | | | | | | | | | | | | | |
| CAREER TOTALS | | 3 | 0 | 3 | 0 | 3 | 0-0 | 0-0 | 0 | 0 | 0 | 0 | 0 | 0 | 0 |

VAUGHN'S POSTSEASON RECORD

| Year | Club | G | S | UT | A | TT | S-Yds. | I-Yds. | PD | FF | FR | TD-Int. | TD-FR | S | Pts. |
|----------------------|---------|----------|----------|----------|----------|----------|------------|------------|----------|----------|----------|----------|----------|----------|----------|
| 2004 | Atlanta | 1 | 0 | 0 | 0 | 0 | 0-0 | 0-0 | 0 | 0 | 0 | 0 | 0 | 0 | 0 |
| CAREER TOTALS | | 1 | 0 | 0 | 0 | 0 | 0-0 | 0-0 | 0 | 0 | 0 | 0 | 0 | 0 | 0 |

VAUGHN'S SINGLE-GAME HIGHS

(Postseason in parentheses)

Sacks — None (none). **Sack yards** — None (none). **Interceptions** — None (none). **Interception return yards** — None (none).



DEMETRIN VEAL

6-2 • 288 • 4TH YR. • TENNESSEE

BORN: Aug. 11, 1981, in Paramount, Calif.

HIGH SCHOOL: Paramount High School, Paramount, Calif.

ACQUIRED: Practice Squad Signee (Baltimore), 2004

NFL YEAR: 4th • YEAR WITH BRONCOS: 3rd

NFL GAMES PLAYED/STARTED: 18/0 • POSTSEASON: 2/0

97

DEFENSIVE TACKLE

VEAL AT A GLANCE:

- A fourth-year defensive tackle who was a solid contributor in his first full season with the Broncos in 2005, seeing action in 15 games on a defense that ranked No. 2 in the NFL against the run.
- Recorded the first sack and safety of his career for Denver in 2005 while posting 33 tackles.
- Declared inactive for Denver's final three regular-season games in 2004 and its AFC Wild Card Game appearance after joining the Broncos on Dec. 18 from Baltimore's practice squad.
- Played three regular-season games (0 starts) as a rookie with Atlanta in 2003.
- Started 12 games (5 at defensive tackle and 7 at defensive end) as a senior at the University of Tennessee after helping the school advance to the SEC Championship Game as a junior.
- Selected by Atlanta in the seventh round (238th overall) of the 2003 NFL Draft.

CAREER TRANSACTIONS: Signed by Atlanta as a draft choice 6/18/03; Waived by Atlanta 9/5/04; Signed by Baltimore (practice squad) 9/21/04; Signed by Denver (active roster) 12/18/04.



2005: Veal played 15 regular-season games (0 starts) for the Broncos and compiled 33 tackles (23 solo), one sack (14 yds.), one safety and one fumble recovery. He contributed to the NFL's second-best run defense (85.2 ypg.) and helped the team tie for third in the NFL in scoring defense (16.1 ppg). Veal played in both of Denver's postseason games and contributed one solo tackle in the AFC Championship Game vs. Pit. (1/22). In the home opener vs. S.D. (9/18), Veal made his season debut and dropped Chargers quarterback Drew Brees for a 14-yard sack as his lone tackle. He added two tackles (1 solo) on *Monday Night Football* vs. K.C. (9/26). He made three tackles (1 solo) at Jac. (10/2) to help limit the Jaguars' rushing attack to 12 rushing yards, the fewest given up by the Broncos since 1965 (0 yds., at K.C., 12/19/65). Veal posted four stops (3 solo) vs. Was. (10/9) and a season-high five solo tackles at Oak. (11/13). He registered four tackles (2 solo) and one fumble recovery vs. Bal. (12/11), his former team. In the regular-season finale at S.D. (12/31), he made two solo tackles and accounted for a safety. In the third quarter against the Chargers, John Lynch sacked Chargers quarterback Philip Rivers, jarring the ball loose. Chargers tackle Shane Olivea collected the ball in the end zone, and Veal dove on top of him in the end zone for the safety.

2004: Veal was signed by the Broncos off Baltimore's practice squad Dec. 18 and was inactive for Denver's final three regular-season games. Additionally, he was inactive for the Broncos' AFC Wild Card Game at Ind. (1/9). Veal did not see any time on Baltimore's active roster and was on its practice squad from Sept. 21-Dec. 18. He competed in Atlanta's training camp but was waived Sept. 5.

2003: Selected by Atlanta in the seventh round (238th overall) of the 2003 NFL Draft, Veal used a strong showing in training camp to make the team's active roster as a rookie. He appeared in three regular-season games (0 starts) to post four tackles (3 solo) while seeing time at both defensive tackle and end. Inactive for Atlanta's first seven games, he played his first NFL game vs. Phi. (11/2). Veal saw action vs. Ten. (11/23) while he dressed but did not play at NYG (11/9). At Ind. (12/14), he recorded three tackles in place of defensive tackle Ed Jasper, who was hampered by knee and ankle injuries.

COLLEGE: Veal played both defensive tackle and end in two years at the University of Tennessee after joining the program in 2001 from Cerritos Junior College (Norwalk, Calif.). In 24 games (12 starts) at Tennessee, he totaled 57 tackles (40 solo), seven sacks (57 yds.), 13 tackles for losses and one fumble recovery. As a senior, Veal started 12 games with his first five starts coming at right defensive tackle before he shifted to right end. As a junior, he was a valuable reserve for the Volunteers at defensive tackle and totaled four sacks to help UT advance to the SEC Championship Game. Veal was one of the top JUCO players in the country at Cerritos, picking up All-America honors from *J.C. Grid-Wire* and Mission Conference North Defensive Player of the Year accolades in 2000 with 87 tackles. He was named Region IV Defensive Player of the Year and led his junior college to two Strawberry Bowl victories.

PERSONAL: Veal played only one season of football at Paramount High School in Paramount, Calif., earning all-league honors with more than 50 tackles and eight sacks as a senior. He also was a standout track performer who competed in the shotput and discus events. An arts and sciences major at the University of Tennessee, Demetris Leeotis Veal was born Aug. 11, 1981, in Paramount, Calif.

VEAL'S REGULAR SEASON RECORD

| Year | Club | G | S | UT | A | TT | S-Yds. | I-Yds. | PD | FF | FR | TD-Int. | TD-FR | S | Pts. |
|-----------------------|-----------|-----------|----------|-----------|-----------|-----------|-------------|------------|----------|----------|----------|----------|----------|----------|----------|
| 2003 | Atlanta | 3 | 0 | 3 | 1 | 4 | 0-0 | 0-0 | 0 | 0 | 0 | 0 | 0 | 0 | 0 |
| 2004 | Den./Bal. | 0 | 0 | 0 | 0 | 0 | 0-0 | 0-0 | 0 | 0 | 0 | 0 | 0 | 0 | 0 |
| 2005 | Denver | 15 | 0 | 23 | 10 | 33 | 1-14 | 0-0 | 0 | 0 | 1 | 0 | 0 | 1 | 2 |
| CAREER TOTALS | | 18 | 0 | 26 | 11 | 37 | 1-14 | 0-0 | 0 | 0 | 1 | 0 | 0 | 1 | 2 |
| BRONCOS TOTALS | | 15 | 0 | 23 | 10 | 33 | 1-14 | 0-0 | 0 | 0 | 1 | 0 | 0 | 1 | 2 |

ADDITIONAL STATISTICS: Recorded a safety at San Diego (12/31/05) with a tackle of Shane Olivea in the end zone. Returned a kick six yards at Kansas City (12/4/05).


VEAL'S POSTSEASON RECORD

| Year | Club | G | S | UT | A | TT | S-Yds. | I-Yds. | PD | FF | FR | TD-Int. | TD-FR | S | Pts. |
|----------------------|--------|----------|----------|----------|----------|----------|------------|------------|----------|----------|----------|----------|----------|----------|----------|
| 2004 | Denver | 0 | 0 | 0 | 0 | 0 | 0-0 | 0-0 | 0 | 0 | 0 | 0 | 0 | 0 | 0 |
| 2005 | Denver | 2 | 0 | 1 | 0 | 1 | 0-0 | 0-0 | 0 | 0 | 0 | 0 | 0 | 0 | 0 |
| CAREER TOTALS | | 2 | 0 | 1 | 0 | 1 | 0-0 | 0-0 | 0 | 0 | 0 | 0 | 0 | 0 | 0 |

VEAL'S SINGLE GAME HIGHS

(Postseason in parentheses)

Sacks — 1 vs. San Diego, 9/18/05 (none). **Sack yards** — 14 vs. San Diego, 9/18/05 (none). **Interceptions** — None (none). **Interception return yards** — None (none).



JAVON WALKER

6-3 • 209 • 5TH YR. • FLORIDA STATE

BORN: Oct. 14, 1978, in Galveston, Texas

HIGH SCHOOL: St. Thomas More High School, Lafayette, La.

ACQUIRED: Trade (Green Bay), 2006

NFL YEAR: 5th • **YEAR WITH BRONCOS:** 1st

NFL GAMES PLAYED/STARTED: 48/18 • **POSTSEASON:** 4/2



WIDE RECEIVER

WALKER AT A GLANCE:

- A fifth-year wide receiver who joined the Broncos in a trade with the Green Bay Packers on the first day of the 2006 NFL Draft (4/29/06) in exchange for a 2006 second-round draft choice (37th overall).
- Established himself as one of the NFL's top wide receivers with Green Bay in 2004, earning the first Pro Bowl selection of his career after ranking third in the NFL with a career and team-high 1,382 receiving yards while setting personal bests in receptions (89) and touchdown catches (12).
- Led the NFL in 2004 in third-down receptions (31) and third-down receiving yards (518).
- Played 47 of a possible 48 regular-season games in his first three professional seasons with Green Bay before he missed most of 2005 with a torn anterior cruciate ligament (right knee) suffered in the Packers' season opener at Detroit (9/11/05).
- Owns eight career 100-yard receiving games, including two in the postseason.
- Enters the 2006 season having caught at least one pass in 34 consecutive regular-season games, a streak that dates back to Dec. 29, 2002.
- Registered only the 10th 200-yard receiving game in Packers history when he caught 11 passes for 200 yards with three touchdowns, including a 79-yard score, at Indianapolis (9/26/04).
- Totaled 65 receptions for 1,257 yards (19.3 avg.) with 10 touchdowns in two seasons at Florida State University and was named second-team All-ACC as a senior at the school.
- Played three seasons of baseball in the Florida Marlins' organization (1997-99).
- Selected by Green Bay in the first round (20th overall) of the 2002 NFL Draft.

CAREER TRANSACTIONS: Signed by Green Bay as a draft choice 7/23/02; Placed on reserve/injured list (right knee) by Green Bay 9/23/05; Traded to Denver 4/29/06.



WALKER HAS BREAKOUT YEAR IN 2004

MOST RECEIVING YARDS, NFL, 2004

| Player | Rec. | Yds. | Avg. | TD |
|--------------------------|------|-------|------|----|
| 1. Muhsin Muhammad, Car. | 93 | 1,405 | 15.1 | 16 |
| 2. Joe Horn, N.O. | 94 | 1,399 | 14.9 | 11 |
| 3. Javon Walker, G.B. | 89 | 1,382 | 15.5 | 12 |
| 4. Torrey Holt, Stl. | 94 | 1,372 | 14.6 | 10 |
| 5. Isaac Bruce, Stl. | 89 | 1,292 | 14.5 | 6 |

MOST THIRD-DOWN RECEIVING YARDS, NFL, 2004

| Player | Rec. | Yds. | Avg. | TD |
|------------------------|------|------|------|----|
| 1. Javon Walker, G.B. | 31 | 518 | 16.7 | 2 |
| 2. Torrey Holt, Stl. | 23 | 446 | 19.4 | 4 |
| 3. Joe Horn, N.O. | 23 | 370 | 16.1 | 4 |
| 4. Isaac Bruce, Stl. | 24 | 368 | 15.3 | 0 |
| 5. Antonio Gates, S.D. | 30 | 358 | 11.9 | 6 |

2005: Walker suffered a torn right anterior cruciate ligament after making four catches for 27 yards in Green Bay's season opener at Det. (9/11). The injury occurred in the third quarter of the game when he hauled in a 55-yard pass but was injured on the tackle by safety Terrence Holt at the Detroit 3. Walker's catch was nullified due to him being called for offensive pass interference. The Packers placed him on injured reserve Sept. 23.

2004: Walker, who earned his first trip to the Pro Bowl, paced Green Bay with career bests in catches (89), receiving yards (1,382) and touchdown receptions (12) in 16 regular-season games (12 starts). He ranked eighth in the league (5th in NFC) in receptions, third in the NFL in receiving yards and sixth in the league (4th in NFC) in touchdown catches. His 89 receptions ranked as the sixth-best single-season total in Packers history while he placed fifth in team annals for receiving yards (1,382) in a season. Walker recorded a career-high 11 grabs for 200 yards (18.2 avg.) with three touchdowns at Ind. (9/26) for the 10th 200-yard receiving performance in Packers annals. He posted an NFL-high 31 catches and 518 receiving yards on third downs while recording five 100-yard receiving games, including four in a six-game span. Walker averaged 15.5 yards per catch on 89 grabs, the highest average by an NFL receiver with that many catches since David Boston averaged 16.3 yards on 98 receptions in 2001. In an NFC Wild Card Game vs. Min. (1/9), Walker, who was limited by a shin injury sustained in the first half, made two catches for 27 yards before leaving the game at half-time. In the season opener at Car. (9/13), Walker made two catches for 37 yards. He made his first start of the season vs. Chi. (9/19) and hauled in seven passes for 102 yards. He broke loose for an 11-catch, 200-yard, three-touchdown outing at Ind. (9/26) with receiving scores of 36, 79 and 12 yards. On *Monday Night Football* vs. Ten. (10/11), Walker made eight catches for 159 yards with one touchdown. He added eight catches for a 44-yard catch to set up a Green Bay field goal before later scoring on a 5-yard reception. After making five catches for 57 yards with one touchdown at Was. (10/31), Walker made three grabs for 74 yards (24.7 avg.), including a 50-yard score, vs. Min. (11/14). He registered nine catches for 88 yards (9.8 avg.) in a comeback win on *Sunday Night Football* at Hou. (11/21). Walker found the end zone with a 10-yard receiving score vs. Stl. (11/29). At Phi. (12/5), he led the team with seven catches for 77 yards with one touchdown. He matched his career-high 11 grabs to go along with 152 receiving yards (13.8 avg.) vs. Jac. (12/19). Walker made five catches for 90 yards with one touchdown at Min. (12/24). In the regular-season finale at Chi. (1/2), Walker hauled in a 25-yard touchdown and finished with three receptions for 82 yards (27.3 avg.). He left the game against the Bears in the third quarter after banging his head on the frozen surface at Soldier Field.

2003: Walker played all 16 regular-season games (3 starts) for Green Bay in his second season with the club, leading the Packers with 716 receiving yards while placing third on the team with 41 catches. Walker ranked fourth in the NFC and led the Packers with nine touchdown catches. He ranked second in the NFL with a 17.5 yards-per-reception average among players with at least 25 catches. Only one Packers player posted a higher yards-per-catch average in the previous 15 years (Don Beebe, 17.9 avg. in 1996). Walker ranked third in the NFC with 155 receiving yards on six catches in two postseason outings. In an NFC Wild Card Game vs. Sea. (1/4), Walker recorded a career postseason-high 111 receiving yards while matching his career playoff standard with five catches in his first playoff start. Playing with an aggravated shoulder injury originally sustained in October, Walker caught one pass for 44 yards in an NFC Divisional Playoff Game at Phi. (1/11). In the season opener vs. Min. (9/7), Walker caught five passes for 84 yards, including a 24-yard touchdown. Walker posted the first two-touchdown outing of his career as part of a three-catch, 42-yard performance at Min. (11/2). After catching a 66-yard touchdown vs. S.F. (11/23), Walker registered 93 yards on three catches, including a 45-yard score, on Thanksgiving Day at Det. (11/27). He recorded a touchdown for the third consecutive week when he hauled in four passes for 50 yards (12.5 avg.) vs. Chi. (12/7). Two weeks later, Walker notched his first regular-season 100-yard receiving performance when he made four catches for 124 yards (31.0 avg.) with two first-half touchdown catches on *Monday Night Football* at Oak. (12/22). He was on the receiving end (23 yds.) of the 343rd touchdown pass of Brett Favre's career to move the quarterback past Fran Tarkenton into second place on the NFL's all-time touchdown pass list.

WALKER A SCORING THREAT

TOUCHDOWN CATCHES PER GAME, NFL, 2003-05 (MIN. 25 GAMES)

| Player | Games | TD Catches | TD/Game |
|-----------------------------|-------|------------|---------|
| 1. Randy Moss, Oak./Min. | 45 | 38 | .844 |
| 2. Terrell Owens, Phi./S.F. | 36 | 29 | .806 |
| 3. Marvin Harrison, Ind. | 46 | 37 | .804 |
| 4. Torrey Holt, Stl. | 46 | 31 | .674 |
| 5. Javon Walker, G.B. | 33 | 21 | .636 |

WALKER IN GREEN BAY'S RECORD BOOK

MOST RECEIVING YARDS BY A PACKER, SEASON

| Player | Rec. | Yds. | Avg. | TD |
|--------------------------|------|-------|------|----|
| 1. Robert Brooks, 1995 | 102 | 1,497 | 14.7 | 13 |
| 2. Sterling Sharpe, 1992 | 108 | 1,461 | 13.5 | 13 |
| 3. Antonio Freeman, 1998 | 84 | 1,424 | 17.0 | 14 |
| 4. Sterling Sharpe, 1989 | 90 | 1,423 | 15.8 | 12 |
| 5. Javon Walker, 2004 | 89 | 1,382 | 15.5 | 12 |
| 6. James Lofton, 1984 | 62 | 1,361 | 22.0 | 7 |

MOST RECEPTIONS BY A PACKER, SEASON

| Player | Rec. | Yds. | Avg. | TD |
|--------------------------|------|-------|------|----|
| 1. Sterling Sharpe, 1993 | 112 | 1,274 | 11.4 | 11 |
| 2. Sterling Sharpe, 1992 | 108 | 1,461 | 13.5 | 13 |
| 3. Robert Brooks, 1995 | 102 | 1,497 | 14.7 | 13 |
| 4. Sterling Sharpe, 1994 | 94 | 1,119 | 11.9 | 18 |
| 5. Sterling Sharpe, 1989 | 90 | 1,423 | 15.8 | 12 |
| 6. Javon Walker, 2004 | 89 | 1,382 | 15.5 | 12 |

2002: Selected by the Packers in the first round (20th overall) of the 2002 NFL Draft, Walker played 15 regular-season games (2 starts) as a rookie and was inactive for the other contest. In addition to making 23 catches for 319 yards (13.9 avg.) with one touchdown, Walker contributed 35 kickoff returns for 769 yards (22.0 avg.) to tie Charles Wilson (1990) for the most kickoff returns by a rookie in team history. He also added an 11-yard run, one special-teams tackle and four miscellaneous stops. Walker became the first Packers rookie to record his first 100-yard game in his postseason debut when he led the team's receivers with five catches for 104 yards (20.8 avg.) in an NFC Wild Card Game vs. Atl. (1/4). Walker caught a touchdown in his first NFL game when he hauled in a 13-yard pass from Brett Favre in a win vs. Atl. (9/8). Walker, who finished his first professional game with four receptions for 56 yards, had a key 18-yard grab on the team's game-winning overtime drive against the Falcons. Two weeks later, Walker registered a career-long 55-yard kickoff return among three returns for 101 yards at Det. (9/22). He recorded his longest reception of the season when he converted a third down with a 30-yard play vs. Det. (11/10). Against Chi. (12/1), Walker thwarted a potential touchdown when he chased down Bears defensive back Roosevelt Williams, who was returning a fumble late in the second quarter. Walker tackled Williams on the last play of the first half after a 47-yard return.

COLLEGE: Walker played two seasons at Florida State University after transferring from Jones County Junior College in Ellisville, Miss. He capped his FSU career with 65 receptions for 1,257 yards (19.3 avg.) with 10 touchdowns. Walker started all 11 games during his senior season in 2001 and paced the Seminoles with 45 grabs for 944 yards (21.0 avg.) with seven scores en route to garnering second-team All-Atlantic Coast Conference accolades. He posted five 100-yard receiving games to finish second in the conference in receiving yards per game (85.8 ypg.). In the 2002 Gator Bowl, Walker established a Florida State bowl record with a career-high 195 yards on four catches (48.8 avg.) in a 30-17 win over Virginia Tech. He won bowl MVP honors as he broke Fred Biletnikoff's school record of 192 receiving yards in the 1965 Gator Bowl. In 2000, Walker appeared in nine games and placed fifth on FSU with 20 catches for 313 yards (15.7 avg.) with three touchdowns. He opened his Seminoles career with an eight-catch performance in the 2000 Kickoff Classic against Brigham Young. Walker saw action in the National Championship Game against Oklahoma and caught one pass for 25 yards in the Orange Bowl loss. He finished a stellar career at Jones County Junior College with 98 catches for 1,641 yards (16.7 avg.) with 15 touchdowns. He was chosen as a 1999 junior college All-America selection as he paced the Bobcats with 61 catches, 906 receiving yards and seven receiving touchdowns. Walker competed in football and track while attending junior college and at Florida State, competing in the triple jump and long jump events. He placed second in the Atlantic Coast Conference in the long jump as a junior.

PERSONAL: Walker received honorable mention All-USA recognition from *USA Today* as a running back at St. Thomas More High School in Lafayette, La. He earned all-state honors and was selected Class 5A Player of the Year after amassing 1,900 yards with 29 rushing touchdowns in addition to 300 yards and four touchdowns receiving. He contributed three touchdowns on special teams with two kickoff returns and one punt return for scores. Walker also earned four letters in track. He garnered All-America honors as the second-rated triple-jumper in the country while placing second in the state championships as a junior and senior. He was the runner-up in the state championship in the long jump as a senior. Walker earned a letter as a right fielder on the baseball team and was selected in the eighth round of Major League Baseball's 1997 free-agent draft by the Florida Marlins. He competed for one full season and two summers in the Marlins' minor league system. He played 56 games during his rookie season in Class A and batted .169 with two home runs, three doubles, 10 RBI, four stolen bases and 14 walks. He reached Class AA for one day. His baseball rights have since been traded to the Los Angeles Angels of Anaheim. He has participated in the Carmelo Anthony Celebrity Basketball Tournament several times. Walker majored in social science and communications at Florida State. Javon Liteff Walker was born on Oct. 14, 1978, in Galveston, Texas.

DID YOU KNOW?

The Broncos scored a franchise-high 50 points in a victory over the San Diego Chargers on Oct. 6, 1963 (50-34). However, in 46 seasons of football — 724 regular and postseason games — the Broncos have never posted the following scores: 4, 5, 8, 43 and 47. The club entered the 2005 season without yet scoring 49 points before defeating the Eagles 49-21 on Oct. 30, 2005.

WALKER'S REGULAR SEASON RECORD

| Year | Club | RECEIVING | | | | | SCORING | | | | | |
|----------------------|-----------|-----------|-----------|------------|--------------|-------------|------------|-----------|-----------|----------|-----------|--------------|
| | | G | S | No. | Yds. | Avg. | LG | TD | TD | TDp | TDrt | 2pt. Pts. |
| 2002 | Green Bay | 15 | 2 | 23 | 319 | 13.9 | 30 | 1 | 1 | 0 | 0 | 0 6 |
| 2003 | Green Bay | 16 | 3 | 41 | 716 | 17.5 | 66t | 9 | 9 | 0 | 9 | 0 54 |
| 2004 | Green Bay | 16 | 12 | 89 | 1,382 | 15.5 | 79t | 12 | 12 | 0 | 12 | 0 72 |
| 2005 | Green Bay | 1 | 1 | 4 | 27 | 6.8 | 9 | 0 | 0 | 0 | 0 | 0 0 |
| CAREER TOTALS | | 48 | 18 | 157 | 2,444 | 15.6 | 79t | 22 | 22 | 0 | 22 | 0 132 |

RUSHING

| Year | Club | No. | Yds. | Avg. | LG | TD |
|----------------------|-----------|----------|-----------|------------|-----------|----------|
| 2002 | Green Bay | 1 | 11 | 11.0 | 11 | 0 |
| 2003 | Green Bay | 2 | 1 | 0.5 | 1 | 0 |
| 2004 | Green Bay | 0 | 0 | 0.0 | — | 0 |
| 2005 | Green Bay | 0 | 0 | 0.0 | — | 0 |
| CAREER TOTALS | | 3 | 12 | 4.0 | 11 | 0 |

ADDITIONAL STATISTICS: Kickoff returns — 2002 (35 returns, 769 yds., 22.0 avg., 55LG). Miscellaneous tackles — 2002 (4), 2003 (4), 2004 (4), TOTAL (12). Special teams tackles — 2002 (1), TOTAL (1).

WALKER'S POSTSEASON RECORD

| Year | Club | RECEIVING | | | | | SCORING | | | | | |
|----------------------|-----------|-----------|----------|-----------|------------|-------------|-----------|----------|----------|----------|----------|------------|
| | | G | S | No. | Yds. | Avg. | LG | TD | TD | TDp | TDrt | 2pt. Pts. |
| 2002 | Green Bay | 1 | 0 | 5 | 104 | 20.8 | 37 | 0 | 0 | 0 | 0 | 0 0 |
| 2003 | Green Bay | 2 | 1 | 6 | 155 | 25.8 | 44 | 0 | 0 | 0 | 0 | 0 0 |
| 2004 | Green Bay | 1 | 1 | 2 | 27 | 13.5 | 21 | 0 | 0 | 0 | 0 | 0 0 |
| CAREER TOTALS | | 4 | 2 | 13 | 286 | 22.0 | 44 | 0 | 0 | 0 | 0 | 0 0 |

RUSHING

| Year | Club | No. | Yds. | Avg. | LG | TD |
|----------------------|-----------|----------|-----------|-------------|-----------|----------|
| 2002 | Green Bay | 0 | 0 | 0.0 | — | 0 |
| 2003 | Green Bay | 1 | -8 | -8.0 | -8 | 0 |
| 2004 | Green Bay | 0 | 0 | 0.0 | — | 0 |
| CAREER TOTALS | | 1 | -8 | -8.0 | -8 | 0 |

WALKER'S SINGLE-GAME HIGHS

(Postseason in parentheses)

Receptions — 11, twice, last vs. Jacksonville, 12/19/04 (5, twice, last vs. Seattle, 1/4/04). **Receiving yards** — 200 at Indianapolis, 9/26/04 (111 vs. Seattle, 1/4/04). **Longest reception** — 79t at Indianapolis, 9/26/04 (44, twice, last at Philadelphia, 1/11/04). **Receiving touchdowns** — 3 at Indianapolis, 9/26/04 (none).

WALKER'S 100-YARD RECEIVING GAMES (8; INCLUDES 2 POSTSEASON)

*denotes win (Walker's teams are 3-5, including postseason, when he records 100 or more yards receiving in a game.)

| Date | Opponent | No. | Yds. | Avg. | LG | TD |
|----------|------------------|-----|------|------|-----|----------------------|
| 1/4/03 | vs. Atlanta | 5 | 104 | 20.8 | 37 | 0 NFC Wild Card Game |
| 12/22/03 | at Oakland* | 4 | 124 | 31.0 | 46 | 2 |
| 1/4/04 | vs. Seattle* | 5 | 111 | 22.2 | 44 | 0 NFC Wild Card Game |
| 9/19/04 | vs. Chicago | 7 | 102 | 14.6 | 44 | 0 |
| 9/26/04 | at Indianapolis | 11 | 200 | 18.2 | 79t | 3 |
| 10/11/04 | vs. Tennessee | 8 | 159 | 19.9 | 57 | 1 |
| 10/24/04 | vs. Dallas* | 8 | 129 | 16.1 | 44 | 1 |
| 12/19/04 | vs. Jacksonville | 11 | 152 | 13.8 | 23 | 0 |

WALKER'S REGULAR SEASON TOP FIVE

Receiving Yards

200 — at Indianapolis, 9/26/04 (11 rec., 3TD)
159 — vs. Tennessee, 10/11/04 (8 rec., TD)
152 — vs. Jacksonville, 12/19/04 (11 rec.)
129 — vs. Dallas, 10/24/04 (8 rec., TD)
124 — at Oakland, 12/22/03 (4 rec., 2TD)

Receptions

11 — vs. Jacksonville, 12/19/04 (152 yds.)
11 — at Indianapolis, 9/26/04 (200 yds., 3TD)
9 — at Houston, 11/21/04 (88 yds.)
8 — vs. Dallas, 10/24/04 (129 yds., TD)
8 — vs. Tennessee, 10/11/04 (159 yds., TD)

Receiving Touchdowns

3 — at Indianapolis, 9/26/04 (11 rec., 200 yds.)
2 — at Oakland, 12/22/03 (4 rec., 124 yds.)
2 — at Minnesota, 11/2/03 (3 rec., 42 yds.)

Longest Receptions From Scrimmage

79t — at Indianapolis, 9/26/04 (11-200, 3TD)
66t — vs. San Francisco, 11/23/03 (1-66, TD)
57 — vs. Tennessee, 10/11/04 (8-159, TD)
50t — vs. Minnesota, 11/14/04 (3-74, TD)
50 — at Detroit, 10/17/04 (2-62)

JAVON WALKER CAREER GAME-BY-GAME

(victories asterisked)

| 2002 GREEN BAY (12-4) | | RECEIVING | | | | | | SCORING | |
|------------------------------|-------------------|-------------|-----------|------------|-------------|-----------|----------|----------|----------|
| Date | Opponent | P/S | No. | Yds. | Avg. | LG | TD | 2pt. | Pts. |
| Sep 8 | vs. Atlanta* | P | 4 | 56 | 14.0 | 18 | 1 | 0 | 6 |
| Sep 15 | at New Orleans | P | 1 | 27 | 27.0 | 27 | 0 | 0 | 0 |
| Sep 22 | at Detroit* | P | 1 | 20 | 20.0 | 20 | 0 | 0 | 0 |
| Sep 29 | vs. Carolina* | | | INACTIVE | | | | | |
| Oct 7 | at Chicago* | P | 2 | 24 | 12.0 | 17 | 0 | 0 | 0 |
| Oct 13 | at New England* | P | 1 | 10 | 10.0 | 10 | 0 | 0 | 0 |
| Oct 20 | vs. Washington* | P | 1 | 20 | 20.0 | 20 | 0 | 0 | 0 |
| Nov 4 | vs. Miami | P | 1 | 3 | 3.0 | 3 | 0 | 0 | 0 |
| Nov 10 | vs. Detroit* | P | 2 | 50 | 25.0 | 30 | 0 | 0 | 0 |
| Nov 17 | at Minnesota | P | 1 | 14 | 14.0 | 14 | 0 | 0 | 0 |
| Nov 24 | at Tampa Bay | S | 1 | 7 | 7.0 | 7 | 0 | 0 | 0 |
| Dec 1 | vs. Chicago* | P | 1 | 12 | 12.0 | 12 | 0 | 0 | 0 |
| Dec 8 | vs. Minnesota* | S | 3 | 33 | 11.0 | 16 | 0 | 0 | 0 |
| Dec 15 | at San Francisco* | P | 1 | 6 | 6.0 | 6 | 0 | 0 | 0 |
| Dec 22 | vs. Buffalo* | P | 0 | 0 | 0.0 | 0 | 0 | 0 | 0 |
| Dec 29 | at N.Y. Jets | P | 3 | 37 | 12.3 | 23 | 0 | 0 | 0 |
| Regular Season Totals | | 15/2 | 23 | 319 | 13.9 | 30 | 1 | 0 | 6 |
| Jan 4 | vs. Atlanta* | P | 5 | 104 | 20.8 | 37 | 0 | 0 | 0 |
| Postseason Totals | | 1/1 | 5 | 104 | 20.8 | 37 | 0 | 0 | 0 |

*NFC Wild Card Playoff Game

| 2003 GREEN BAY (10-6) | | RECEIVING | | | | | | SCORING | |
|------------------------------|--------------------|-------------|-----------|------------|-------------|------------|----------|----------|-----------|
| Date | Opponent | P/S | No. | Yds. | Avg. | LG | TD | 2pt. | Pts. |
| Sep 7 | vs. Minnesota | P | 5 | 84 | 16.8 | 24t | 1 | 0 | 6 |
| Sep 14 | vs. Detroit* | S | 2 | 25 | 12.5 | 19 | 0 | 0 | 0 |
| Sep 21 | at Arizona | P | 2 | 44 | 22.0 | 34 | 0 | 0 | 0 |
| Sep 29 | at Chicago* | S | 5 | 41 | 8.2 | 12 | 1 | 0 | 6 |
| Oct 5 | vs. Seattle* | P | 2 | 14 | 7.0 | 8 | 0 | 0 | 0 |
| Oct 12 | vs. Kansas City | P | 1 | 25 | 25.0 | 25 | 0 | 0 | 0 |
| Oct 19 | at St. Louis | P | 1 | 26 | 26.0 | 26 | 0 | 0 | 0 |
| Nov 2 | at Minnesota* | P | 3 | 42 | 14.0 | 18 | 2 | 0 | 12 |
| Nov 10 | vs. Philadelphia | P | 2 | 9 | 4.5 | 8 | 0 | 0 | 0 |
| Nov 16 | at Tampa Bay* | P | 1 | 6 | 6.0 | 6 | 0 | 0 | 0 |
| Nov 23 | vs. San Francisco* | P | 1 | 66 | 66.0 | 66t | 1 | 0 | 6 |
| Nov 27 | at Detroit | P | 3 | 93 | 31.0 | 45t | 1 | 0 | 6 |
| Dec 7 | vs. Chicago* | P | 4 | 50 | 12.5 | 22t | 1 | 0 | 6 |
| Dec 14 | at San Diego* | P | 2 | 26 | 13.0 | 18 | 0 | 0 | 0 |
| Dec 22 | at Oakland* | P | 4 | 124 | 31.0 | 46 | 2 | 0 | 12 |
| Dec 28 | vs. Denver* | S | 3 | 41 | 13.7 | 15 | 0 | 0 | 0 |
| Regular Season Totals | | 16/3 | 41 | 716 | 17.5 | 66t | 9 | 0 | 54 |
| Jan 4 | vs. Seattle* | S | 5 | 111 | 22.2 | 44 | 0 | 0 | 0 |
| Jan 11 | at Philadelphia† | P | 1 | 44 | 44.0 | 44 | 0 | 0 | 0 |
| Postseason Totals | | 2/1 | 6 | 155 | 25.8 | 44 | 0 | 0 | 0 |

*NFC Wild Card Playoff Game; †NFC Divisional Playoff Game

| 2004 GREEN BAY (10-6) | | RECEIVING | | | | | | SCORING | |
|------------------------------|------------------|--------------|-----------|--------------|-------------|------------|-----------|----------|-----------|
| Date | Opponent | P/S | No. | Yds. | Avg. | LG | TD | 2pt. | Pts. |
| Sep 13 | at Carolina* | P | 2 | 37 | 18.5 | 24 | 0 | 0 | 0 |
| Sep 19 | vs. Chicago | S | 7 | 102 | 14.6 | 44 | 0 | 0 | 0 |
| Sep 26 | at Indianapolis | S | 11 | 200 | 18.2 | 79t | 3 | 0 | 18 |
| Oct 3 | vs. N.Y. Giants | P | 3 | 37 | 12.3 | 28t | 1 | 0 | 6 |
| Oct 11 | vs. Tennessee | S | 8 | 159 | 19.9 | 57 | 1 | 0 | 6 |
| Oct 17 | at Detroit* | S | 2 | 62 | 31.0 | 50 | 0 | 0 | 0 |
| Oct 24 | vs. Dallas* | S | 8 | 129 | 16.1 | 44 | 1 | 0 | 6 |
| Oct 31 | at Washington* | S | 5 | 57 | 11.4 | 21 | 1 | 0 | 6 |
| Nov 14 | vs. Minnesota* | S | 3 | 74 | 24.7 | 50t | 1 | 0 | 6 |
| Nov 21 | at Houston* | P | 9 | 88 | 9.8 | 20 | 0 | 0 | 0 |
| Nov 29 | vs. St. Louis* | P | 2 | 15 | 7.5 | 10t | 1 | 0 | 6 |
| Dec 5 | at Philadelphia | S | 7 | 72 | 10.3 | 17t | 1 | 0 | 6 |
| Dec 12 | vs. Detroit* | S | 3 | 26 | 8.7 | 12 | 0 | 0 | 0 |
| Dec 19 | vs. Jacksonville | S | 11 | 152 | 13.8 | 23 | 0 | 0 | 0 |
| Dec 24 | at Minnesota* | S | 5 | 90 | 18.0 | 31 | 1 | 0 | 6 |
| Jan 2 | at Chicago* | S | 3 | 82 | 27.3 | 43 | 1 | 0 | 6 |
| Regular Season Totals | | 16/12 | 89 | 1,382 | 15.5 | 79t | 12 | 0 | 72 |
| Jan 4 | vs. Minnesota* | S | 2 | 27 | 13.5 | 21 | 0 | 0 | 0 |
| Postseason Totals | | 1/1 | 2 | 27 | 13.5 | 21 | 0 | 0 | 0 |

*NFC Wild Card Playoff Game

| 2005 GREEN BAY (4-12) | | | RECEIVING | | | | | SCORING | |
|---|---------------|-----|-----------|----------|------|----|----|---------|------|
| Date | Opponent | P/S | No. | Yds. | Avg. | LG | TD | 2pt. | Pts. |
| Sep 11 | at Detroit | S | 4 | 27 | 6.8 | 9 | 0 | 0 | 0 |
| Sep 18 | vs. Cleveland | | | INACTIVE | | | | | |
| PLACED ON RESERVE/INJURED LIST (RIGHT KNEE) 9/23/05 | | | | | | | | | |
| Regular Season Totals | | 1/1 | 4 | 27 | 6.8 | 9 | 0 | 0 | 0 |



GERARD WARREN

6-4 • 325 • 6TH YR. • FLORIDA

BORN: July 25, 1978, in Lake City, Fla.

HIGH SCHOOL: Union County High School, Lake Butler, Fla.

ACQUIRED: Trade (Cleveland), 2005

NFL YEAR: 6th • YEAR WITH BRONCOS: 2nd

NFL GAMES PLAYED/STARTED: 76/75 • POSTSEASON: 3/3

61

DEFENSIVE TACKLE

WARREN AT A GLANCE:

- A sixth-year defensive tackle who is in his second year with the Broncos in 2006 after playing his first four NFL seasons with Cleveland, which selected him with the third overall choice in the 2001 NFL Draft.
- Made an immediate impact with the Broncos in his first year with the club in 2005, starting every game in helping Denver rank second in the NFL against the run (85.2 ypg.).
- Started on a Broncos defensive line in 2005 that featured three former Browns teammates (DE Courtney Brown, DE Ebenezer Ekuban and DT Michael Myers) and was instructed by his former position coach in Cleveland from 2003-04 (Def. Line/Tackles Coach Andre Patterson).
- Established himself as a durable starter from the beginning of his NFL career and has started at least 15 games in a year during four of his five professional seasons.
- Posted 19.5 sacks in his career to tie for the eighth-highest total among active NFL defensive tackles since he entered the NFL in 2001.
- Eclipsed the five-sack mark in two separate seasons with a career-high 5.5 sacks in 2003 and five sacks during his rookie year in 2001.
- Named first-team All-Southeastern Conference as a junior at the University of Florida.
- Joined the Broncos in a trade from Cleveland on March 2, 2005, in exchange for a fourth-round choice in the 2005 NFL Draft.

CAREER TRANSACTIONS: Signed by Cleveland as a draft choice (2001); Traded to Denver 3/2/05.



2005: In his first season with the Broncos after the club acquired him from Cleveland in an offseason trade, Warren started all 16 regular-season games as a vital member of the NFL's second-ranked run defense (85.2 ypg.). He placed second among Broncos defensive linemen with 42 tackles (22 solo) while posting three sacks (25 yds.), three passes defended and one forced fumble. Warren's play also helped Denver allow the third-fewest points in franchise history (258), and he also saw brief action as a lead blocker in goal-line situations during the year. In the postseason, Warren made six tackles (4 solo) in two games. He had one tackle in an AFC Divisional Playoff Game vs. N.E. (1/14) and made five tackles (2 solo) in the AFC Championship Game vs. Pit. (1/22). In his first start as a Bronco in the season opener at Mia. (9/11), Warren led the defensive line with five tackles (2 solo) and was inserted as a fullback in goal-line situations. On *Monday Night Football* vs. K.C. (9/26), he contributed four tackles (2 solo), including a sack of Trent Green. Warren sacked his second quarterback of the season as part of his three-tackle (2 solo) performance at Jac. (10/2). He took Jaguars quarterback Byron Leftwich down for a 9-yard loss during the final Jaguars drive of the second quarter. The Broncos' defense limited the Jaguars to 12 rushing yards, the lowest figure allowed by the team since 1965 (0 yds., at K.C. 12/19/65). He made five tackles (2 solo) vs. Was. (10/9) before adding three stops (2 solo) vs. N.E. (10/16). At Oak. (11/13), Warren made a solo tackle, batted a pass down and tipped a 45-yard Sebastian Janikowski field-goal attempt to force it left. He assisted on two tackles vs. NYJ (11/20) as Denver posted its first shutout since Nov. 9, 1997, against Carolina. The defense limited the Jets to just 13 offensive plays in the first half, including only two in the second quarter. Warren made four tackles (2 solo) on Thanksgiving Day at Dal. (11/24). In the regular-season finale at S.D. (12/31), he contributed two solo tackles, including a 10-yard sack. On a third down in the fourth quarter, he dropped Chargers quarterback Philip Rivers for a 10-yard loss.

2004: Warren played 13 games (13 starts) at defensive tackle for Cleveland to record 38 tackles (21 solo), four sacks (26.5 yds.) and a team and career-high three forced fumbles. He ranked third on the Browns in sacks and tied for second on the team with 21 quarterback pressures. In the season opener vs. Bal. (9/12), he left the game in the second quarter with a strained pectoral muscle. The injury forced him to miss most of the Browns' contest at Dal. (9/19) before he was inactive for the next three games. He returned to the field vs. Cin. (10/17), recording two tackles and half a sack (3.5 yds.) of quarterback Carson Palmer. He posted four tackles (2 solo) vs. Phi. (10/24), including a 4-yard sack of Donovan McNabb in overtime. At Bal. (11/7), Warren posted two tackles (both solo) and forced a fumble. He recorded 1.5 sacks for eight yards vs. NYJ (11/21), sharing a sack (3 yds.) of Quincy Carter with linebacker Andra Davis. Warren's effort helped Cleveland post a

BRONCOS RUN DEFENSE SHINES IN 2005

Gerard Warren started all 16 regular-season games along a Broncos defensive line in 2005 that helped the club excel in stopping the opposition's rushing attack.

TOP RUN DEFENSES, NFL, 2005

| Team | Att. | Yds. | Avg. | Ypg. |
|------------------|------------|--------------|------------|-------------|
| 1. San Diego | 386 | 1,349 | 3.5 | 84.3 |
| 2. Denver | 344 | 1,363 | 4.0 | 85.2 |
| 3. Pittsburgh | 402 | 1,368 | 3.4 | 85.5 |
| 4. Carolina | 408 | 1,465 | 3.6 | 91.6 |
| 5. Seattle | 420 | 1,510 | 3.6 | 94.4 |

TOP RUN DEFENSES, BRONCOS HISTORY

| Year | Att. | Yds. | Avg. | Ypg. |
|----------------|------------|--------------|------------|-------------|
| 1. 1998 | 356 | 1,287 | 3.6 | 80.4 |
| 2. 1996 | 345 | 1,331 | 3.9 | 83.2 |
| 3. 2005 | 344 | 1,363 | 4.0 | 85.2 |
| 4. 1993 | 397 | 1,418 | 3.6 | 88.6 |
| 5. 2002 | 379 | 1,489 | 3.9 | 93.1 |

season-high six sacks (38 yds.) against the Jets. Warren forced a fumble on running back Corey Dillon along with making three tackles (1 solo) vs. N.E. (12/5). He posted a then season-high five tackles (4 solo) at Buf. (12/12). Warren's season high for tackles came at Mia. (12/26) when he posted seven stops (4 solo) with an 11-yard sack of quarterback A.J. Feeley on a play in which he also forced a fumble.

2003: Warren played all 16 regular-season games (15 starts) for the Browns at defensive tackle and recorded a career-high 5.5 sacks (26.5 yds.), 70 tackles (33 solo), three pass breakups and two fumble recoveries. His 34 quarterback pressures were tops on the Browns while he ranked third on the team in sacks. He posted at least half-a-sack in three consecutive games in December, the longest streak of his career, and recorded the first multiple-sack game of his career (2 sacks at Den. 12/14). In the season opener vs. Ind. (9/7), Warren posted two tackles (both solo), and he added three tackles and a fumble recovery (QB Chris Redman) that set up a touchdown at Bal. (9/14). Warren led a dominating effort by the defensive line at S.F. (9/21) with three tackles (1 solo) in limiting the 49ers to only 75 yards rushing. He recorded his first sack of the year (0 yds. - QB Tommy Maddox) at Pit. (10/5) in a three-tackle game. Warren tallied a then season-high six tackles (4 solo) at Oak. (10/12) and made three tackles (1 solo) vs. S.D. (10/19). Warren recovered a fumble by running back Marcel Shipp vs. Ari. (11/16) in a two-tackle game (1 solo). Warren posted his second sack of the year vs. Pit. (11/23) in a seven-tackle game (4 solo). He tied a career best by breaking up two passes against the Steelers. Warren posted half a sack (2.5 yds.) of Marc Bulger vs. Stl. (12/8) to force a punt while finishing the contest with six tackles (2 solo). At Den. (12/15), he recorded a season-high 10 tackles (6 solo) and tallied two sacks (12 yds.) of Jake Plummer. With seven tackles (4 solo) and a sack (5 yds.) of Anthony Wright at Bal. (12/21), he extended his sack streak to three games.

2002: Warren started all 16 regular-season games at defensive tackle for Cleveland and made 56 tackles (39 solo), two sacks (11 yds.) and three pass breakups while forcing and recovering two fumbles. He added 25 quarterback pressures to rank third on Cleveland while also blocking a field goal attempt (vs. Car. 12/1 - a 22-yd. attempt by Shayne Graham). In an AFC Wild Card Game at Pit. (1/5), Warren started and played in his first career playoff game to post two tackles (both assists). In the regular-season opener vs. K.C. (9/8), he made three solo tackles. Warren recorded a season-high eight tackles (5 solo) at Pit. (9/29). After recording three tackles (all solo) vs. Bal. (10/6), four tackles at T.B. (10/13), and two tackles vs. Hou. (10/20), Warren posted his first sack of the year (8 yds.) and a forced fumble at NYJ (10/27). He forced a fumble on his 8-yard sack of Chad Pennington against the Jets to set up a Cleveland touchdown. With four tackles (3 solo) at N.O. (11/24), Warren began a streak of three consecutive games with four tackles. The following week vs. Car. (12/1), he blocked kicker Shayne Graham's 22-yard field goal attempt in the second quarter to halt a potential Panthers scoring drive. Warren accounted for Cleveland's only sack in its game vs. Ind. (12/15) with a 3-yard takedown of Peyton Manning, and he forced and recorded a fumble on running back James Mungrö. In the regular-season finale vs. Atl. (12/29), Warren posted three tackles (2 solo) and recovered a fumble in the fourth quarter that the Browns converted to a touchdown to help secure a playoff berth.

2001: Selected by Cleveland in the first round (third overall) of the 2001 NFL Draft, Warren made an immediate impact on the defensive line during his rookie campaign, recording a career-high 83 tackles (72 solo), five sacks (36 yds.) and four pass breakups in 15 regular-season games (15 starts) at defensive tackle. His five sacks ranked third on the team and ranked fourth in the AFC (6th in NFL) among rookies. Additionally, he led Cleveland with 34 quarterback pressures. Warren registered the first sack of his career in his NFL debut in the season opener vs. Sea. (9/9) when he took down Matt Hasselbeck for a loss of 10 yards in an eight-tackle game. He notched a sack of Randall Cunningham (2 yds.) vs. Bal. (10/21) and finished that game with seven tackles (all solo). In addition to recording two tackles at Chi. (11/4), Warren broke up two passes at the line of scrimmage

WARREN'S SACKS BY QUARTERBACK

*denotes win (Warren's teams are 7-12 in games in which he records a sack.)

| QB | Sacks | Dates |
|--------------------|-------|---|
| Tommy Maddox | 2 | 1 at Pit., 10/5/03*, 1 vs. Pit., 11/23/03 |
| Jake Plummer | 2 | at Den., 12/14/03 |
| Quincy Carter | 1.5 | vs. NYJ, 11/21/04 |
| Tom Brady | 1 | at N.E., 12/9/01 |
| Mark Brunell | 1 | vs. Jac., 12/16/01 |
| Randall Cunningham | 1 | vs. Bal., 10/21/01* |
| A.J. Feeley | 1 | at Mia., 12/26/04 |
| Trent Green | 1 | vs. K.C., 9/26/05* |
| Matt Hasselbeck | 1 | vs. Sea., 9/9/01 |
| Byron Leftwich | 1 | at Jac., 10/2/05* |
| Peyton Manning | 1 | vs. Ind., 12/15/02 |
| Donovan McNabb | 1 | vs. Phi., 10/24/04 |
| Chad Pennington | 1 | at NYJ, 10/27/02* |
| Philip Rivers | 1 | at S.D., 12/31/05* |
| Kordell Stewart | 1 | at Pit., 1/6/02 |
| Anthony Wright | 1 | vs. Bal., 12/21/03 |
| Marc Bulger | 0.5 | vs. Stl., 12/8/03 |
| Carson Palmer | 0.5 | vs. Cin., 10/17/04* |

that resulted in interceptions. He finished the regular season on a strong note, posting eight or more tackles in four of the final six games. At N.E. (12/9), he took down quarterback Tom Brady for a sack (5 yds.) in a nine-tackle game (8 solo). He posted a sack (9 yds.) vs. Jac. (12/16) and contributed a career-high 11 tackles (9 solo). In the season finale at Pit. (1/6), Warren recorded a sack (10 yds.) and nine stops.

COLLEGE: Warren was one of the top interior linemen in the country at the University of Florida, where he posted 159 career tackles (91 solo), 9.5 sacks (61 yds.) and 30 tackles-for-losses (121 yds.) in 35 games (22 starts). A first-team All-Southeastern Conference selection as a junior, he was rated the best defensive tackle in college football and an All-America Dream Team selection by *The NFL Draft Report* in 2000. He also earned second-team All-SEC honors (AP) in his final year at Florida. He was instrumental in the Gators' SEC Championship victory in 2000 as the team's recipient of its Most Inspirational Player Award. One of five team captains, Warren started the first seven games of his junior season at left defensive tackle before switching to the right side for the final four contests. His final year at Florida saw him post 76 tackles (45 solo) along with 4.5 sacks (32 yds.) and 12 tackles-for-losses. He led the Gators with 23 quarterback pressures (5 resulted in interceptions) and added one forced fumble. As a sophomore, Warren was named a second-team All-SEC choice (coaches and AP). A co-recipient of Florida's Best Effort Award, Warren started 10 games (5 at each DT position) and recorded 52 tackles, two sacks (13 yds.) and 13 tackles-for-losses. He posted a team-high 19 quarterback pressures and broke up three passes in 1999. As a redshirt freshman in 1998, he played 10 games, recording 27 tackles (14 solo) and two sacks (13 yds.), and started at defensive tackle against Florida State. In 1997, he played the first three games before being granted a medical redshirt due to a knee injury.

PERSONAL: Warren was named to *PrepStar's* All-America Dream Team and was ranked among the nation's Top-10 defensive linemen by that publication at Union County High School in Lake Butler, Fla. Warren, who posted 36 career sacks, also was tabbed a *SuperPrep* All-American. He was named to Florida's prestigious Super Seniors Team and was a first-team all-state (3A) selection for two seasons, helping Union County to three state titles and a 49-4 overall record. He also was voted a second-team All-America selection by *USA Today* and *SuperPrep's* Dixie Defensive Player-of-the-Year. An honor roll student all four years in high school, Warren majored in recreation program delivery at Florida. While at Florida, Warren became the godfather to the daughter (Alisha) of former Gators and Browns teammate LB Andra Davis. He was nicknamed "Big Money" by one of his high school coaches because of his potential as a professional football player. The son of Charles and Joann Warren, Gerard T. Warren was born July 25, 1978, in Lake City, Fla.

WARREN'S REGULAR SEASON RECORD

| Year | Club | G | S | UT | A | TT | S-Yds. | I-Yds. | PD | FF | FR | TD-Int. | TD-FR | S | Pts. |
|-----------------------|-----------|-----------|-----------|------------|------------|------------|-----------------|------------|-----------|----------|----------|----------|----------|----------|----------|
| 2001 | Cleveland | 15 | 15 | 72 | 11 | 83 | 5-36 | 0-0 | 4 | 0 | 0 | 0 | 0 | 0 | 0 |
| 2002 | Cleveland | 16 | 16 | 39 | 17 | 56 | 2-11 | 0-0 | 3 | 2 | 2 | 0 | 0 | 0 | 0 |
| 2003 | Cleveland | 16 | 15 | 33 | 37 | 70 | 5.5-26.5 | 0-0 | 3 | 0 | 2 | 0 | 0 | 0 | 0 |
| 2004 | Cleveland | 13 | 13 | 21 | 17 | 38 | 4-26.5 | 0-0 | 0 | 3 | 0 | 0 | 0 | 0 | 0 |
| 2005 | Denver | 16 | 16 | 22 | 20 | 42 | 3-25 | 0-0 | 3 | 1 | 0 | 0 | 0 | 0 | 0 |
| CAREER TOTALS | | 76 | 75 | 187 | 102 | 289 | 19.5-125 | 0-0 | 13 | 6 | 4 | 0 | 0 | 0 | 0 |
| BRONCOS TOTALS | | 16 | 16 | 22 | 20 | 42 | 3-25 | 0-0 | 3 | 1 | 0 | 0 | 0 | 0 | 0 |

ADDITIONAL STATISTICS: Blocked a 22-yard field goal attempt by Shayne Graham vs. Carolina (12/1/02). Tipped a 45-yard field goal attempt by Sebastian Janikowski at Oakland (11/13/05).

WARREN'S POSTSEASON RECORD

| Year | Club | G | S | UT | A | TT | S-Yds. | I-Yds. | PD | FF | FR | TD-Int. | TD-FR | S | Pts. |
|-----------------------|-----------|----------|----------|----------|----------|----------|------------|------------|----------|----------|----------|----------|----------|----------|----------|
| 2002 | Cleveland | 1 | 1 | 0 | 2 | 2 | 0-0 | 0-0 | 0 | 0 | 0 | 0 | 0 | 0 | 0 |
| 2005 | Denver | 2 | 2 | 2 | 4 | 6 | 0-0 | 0-0 | 0 | 0 | 0 | 0 | 0 | 0 | 0 |
| CAREER TOTALS | | 3 | 3 | 2 | 6 | 8 | 0-0 | 0-0 | 0 | 0 | 0 | 0 | 0 | 0 | 0 |
| BRONCOS TOTALS | | 2 | 2 | 2 | 4 | 6 | 0-0 | 0-0 | 0 | 0 | 0 | 0 | 0 | 0 | 0 |

WARREN'S SINGLE GAME HIGHS

(Postseason in parentheses)

Sacks — 2 at Denver, 12/14/03 (none). **Sack yards** — 12 at Denver, 12/14/03 (none). **Interceptions** — None (none). **Interception return yards** — None (none).

WARREN'S MULTIPLE-SACK GAMES (2)

*denotes win (Warren's teams are 0-2 when he records more than one sack in a game.)

| Date | Opponent | S-Yds. |
|----------|---------------|--------|
| 12/14/03 | at Denver | 2-12 |
| 11/21/04 | vs. N.Y. Jets | 1.5-8 |

Did You Know?

The Broncos have posted a 97-13 record (.882) since 1995 when leading after three quarters during regular-season games. In the last two seasons, Denver has posted a combined 18-1 mark (.947) with the lead when heading into the final quarter.



DARIUS WATTS

6-2 • 190 • 3RD YR. • MARSHALL

BORN: Dec. 19, 1981, in Atlanta

HIGH SCHOOL: Banneker High School, Atlanta

ACQUIRED: Draft #2b (54th overall), 2004

NFL YEAR: 3rd • YEAR WITH BRONCOS: 3rd

NFL GAMES PLAYED/STARTED: 22/2 • POSTSEASON: 1/0

17

WIDE RECEIVER

WATTS AT A GLANCE:

- A third-year wide receiver who in 2004 tied for the fifth-best receiving output (31 catches) by a rookie in Broncos history.
- Saw limited action in 2005, catching two passes for 22 yards in six regular-season games.
- Caught at least one pass in 15-of-16 regular-season games as a rookie in 2004 and ranked third among AFC rookies in receptions (31) and second in receiving yards (385).
- Recorded a career-high seven receptions vs. Atlanta (10/31/04), including six grabs in the fourth quarter, to tie for the second-most receptions in a game by a rookie in Broncos history.
- Established himself as one of the most prolific receivers in NCAA history at Marshall University, finishing his career ranked fifth all time in Division I-A history with 272 receptions and second in receiving touchdowns with 47.
- Chosen as one of 11 semifinalists for the Biletnikoff Award as a sophomore at Marshall, leading the country in touchdown catches (18) that year in his first season as a starter.
- Selected by the Broncos in the second round (54th overall) of the 2004 NFL Draft.

CAREER TRANSACTIONS: Signed by Denver as a draft choice 7/27/04.



2005: Watts saw action in six regular-season games (0 starts) for the Broncos in 2005 and contributed two catches for 22 yards. He was declared inactive for the final 10 contests of the regular season and the two post-season outings. In the season opener at Mia. (9/11), Watts played but did not record any offensive statistics. In the third quarter vs. S.D. (9/18), Watts hauled in a 10-yard pass on second down. The following week on *Monday Night Football* vs. K.C. (9/26), he made a 12-yard catch on a drive that resulted in a field goal. Watts saw action in the next three games (at Jac. 10/2, vs. Was. 10/9 and vs. N.E. 10/16) but did not have a catch.

2004: Selected by the Broncos in the second round (54th overall) of the 2004 NFL Draft, Watts appeared in 16 regular-season games (2 starts) during his rookie year and totaled 31 catches for 385 yards (12.4 avg.) with one touchdown (vs. Atl. 10/31) while adding five rushes for 33 yards (6.6 avg.). His two starts came when Denver opened the game in a three wide-receiver set vs. Car. (10/10) and vs. Oak. (11/28). Watts, who caught at least one pass in Denver's first 15 games, finished the regular season tied for the fifth-best rookie receiving output in Broncos history. He ranked third among AFC rookies in receptions while he also placed second in the conference among rookies in receiving yards. In an AFC Wild Card Game at Ind. (1/9), Watts hauled in an 8-yard pass for his lone reception. Watts was Denver's No. 3 receiver in his NFL debut vs. K.C. (9/12) and caught a 22-yard pass late in the first quarter to move the Broncos into scoring territory to set up a touchdown. He had a career day vs. S.D. (9/26), setting personal bests with four catches and 42 yards receiving. He made his first career start vs. Car. (10/10) with the Broncos opening the game in a three wide-receiver set and caught a pass for 14 yards on a fourth-quarter third-down conversion with less than five minutes to play. Watts' only catch at Oak. (10/17) came on a crossing route over the middle in the first quarter that he turned into a 28-yard gain, his longest reception of the season. The rookie came up big for the Broncos on *Monday Night Football* at Cin. (10/25) by tying a then career high with four catches for 36 yards (9.0 avg.) while also gaining a first down on a 10-yard reverse in the first quarter to mark his longest rush of the season. In a breakout game vs. Atl. (10/31), he made a career-high seven receptions for a personal-best 86 yards (12.3 avg.), including a 7-yard catch on a Jake Plummer throw that marked the first touchdown of his career. He made major contributions in the fourth quarter against the Falcons by recording six grabs for 78 yards in the final period, including three catches for 41 yards on a drive. Watts recorded the second start of his career vs. Oak. (11/28) with Denver opening the game in a three wide-receiver set and made two catches for 27 yards (13.5 avg.).

COLLEGE: In 48 career games at Marshall University, Watts made 272 catches for 4,031 yards (14.8 avg.) with 47 touchdowns. His 272 career receptions ranked fifth all time in NCAA Division I-A history and were a Mid-American Conference record while only Troy Edwards of Louisiana Tech (50, 1996-98) had more scoring grabs in a career in NCAA Division I-A annals than Watts' MAC-record 47 career touchdowns. Additionally, his 4,031 career receiving yards were topped only by Mike Barber (4,262, 1985-88) in Marshall's history. The ath-

letic receiver drew many comparisons to former Marshall star receiver Randy Moss and was one of 11 semifinalists for the Biletnikoff Award, given to the nation's top receiver, in his first year as a starter in 2001. A team captain for the second consecutive season as a senior, Watts caught 74 passes for 968 yards (13.1 avg.) with 11 touchdowns. A preseason All-America selection as a junior, Watts earned first-team All-MAC honors with 71 catches for 1,030 yards (14.7 avg.) and 12 touchdowns and became the MAC's all-time touchdown receptions leader. He picked up first-team All-MAC accolades as a sophomore in 2001 and was one of 11 semifinalists for the Biletnikoff Award, posting career bests in receptions (91) and receiving yards (1,417) to go along with an NCAA-best 18 touchdowns that ranked third on Marshall's single-season list. His 91 catches ranked fourth all-time in Marshall annals for a single-season total and were the highest total in a season since Marshall returned to Division I-A competition.

PERSONAL: Watts was a four-year letterwinner in football at Banneker High School in Atlanta and also lettered in basketball and track. He first got the nickname "Spider" from his high school teammates, and the name has stuck with him through college and in the NFL. Darius Orlando Watts, the son of Yukon and Joanna Watts, was born Dec. 19, 1981, in Atlanta, and has two siblings. He resides in Denver in the offseason.

WATTS' REGULAR SEASON RECORD

| Year | Club | RECEIVING | | | | | | SCORING | | | | | |
|----------------------|--------|-----------|----------|-----------|------------|-------------|-----------|----------|----------|----------|----------|----------|----------|
| | | G | S | No. | Yds. | Avg. | LG | TD | TD | TDr | Tdp | TDr | 2pt. |
| 2004 | Denver | 16 | 2 | 31 | 385 | 12.4 | 28 | 1 | 1 | 0 | 1 | 0 | 0 |
| 2005 | Denver | 6 | 0 | 2 | 22 | 11.0 | 12 | 0 | 0 | 0 | 0 | 0 | 0 |
| CAREER TOTALS | | 22 | 2 | 33 | 407 | 12.3 | 28 | 1 | 1 | 0 | 1 | 0 | 0 |

| Year | Club | RUSHING | | | | | |
|----------------------|--------|----------|-----------|------------|-----------|----------|--|
| | | No. | Yds. | Avg. | LG | TD | |
| 2004 | Denver | 5 | 33 | 6.6 | 10 | 0 | |
| 2005 | Denver | 0 | 0 | 0.0 | — | 0 | |
| CAREER TOTALS | | 5 | 33 | 6.6 | 10 | 0 | |

ADDITIONAL STATISTICS: Miscellaneous tackles — 2004 (1), TOTAL (1).

WATTS' POSTSEASON RECORD

| Year | Club | RECEIVING | | | | | | SCORING | | | | | |
|----------------------|--------|-----------|----------|----------|----------|------------|----------|----------|----------|----------|----------|----------|----------|
| | | G | S | No. | Yds. | Avg. | LG | TD | TD | TDr | Tdp | TDr | 2pt. |
| 2004 | Denver | 1 | 0 | 1 | 8 | 8.0 | 8 | 0 | 0 | 0 | 0 | 0 | 0 |
| 2005 | Denver | 0 | 0 | 0 | 0 | 0.0 | — | 0 | 0 | 0 | 0 | 0 | 0 |
| CAREER TOTALS | | 1 | 0 | 1 | 8 | 8.0 | 8 | 0 | 0 | 0 | 0 | 0 | 0 |

| Year | Club | RUSHING | | | | | |
|----------------------|--------|----------|----------|------------|----------|----------|--|
| | | No. | Yds. | Avg. | LG | TD | |
| 2004 | Denver | 0 | 0 | 0.0 | — | 0 | |
| 2005 | Denver | 0 | 0 | 0.0 | — | 0 | |
| CAREER TOTALS | | 0 | 0 | 0.0 | — | 0 | |

WATTS' SINGLE GAME HIGHS

(Postseason in parentheses)

Receptions — 7 vs. Atlanta, 10/31/04 (1 at Indianapolis, 1/9/05). **Receiving yards** — 86 vs. Atlanta, 10/31/04 (8 at Indianapolis, 1/9/05). **Longest reception** — 28 at Oakland, 10/17/04 (8 at Indianapolis, 1/9/05). **Receiving touchdowns** — 1 vs. Atlanta, 10/31/04 (none). **Rushes** — 1, five times, last vs. Houston, 11/7/04 (none). **Rushing yards** — 10 at Cincinnati, 10/25/04 (none). **Longest rush** — 10 at Cincinnati, 10/25/04 (none). **Rushing touchdowns** — None (none).



NATE WEBSTER

6-0 • 237 • 7TH YR. • MIAMI

BORN: Nov. 29, 1977, in Miami

HIGH SCHOOL: Northwestern High School, Miami

ACQUIRED: Unrestricted Free Agent (Cincinnati), 2006

NFL YEAR: 7th • YEAR WITH BRONCOS: 1st

NFL GAMES PLAYED/STARTED: 67/9 • POSTSEASON: 5/0

58

LINEBACKER

WEBSTER AT A GLANCE:

- A seventh-year linebacker who is in his first season with the Broncos after signing with the club as an unrestricted free agent on May 2, 2006.
- Spent most of 2005 on Cincinnati's physically unable to perform list with a right knee injury and played in one game (at Buffalo, 12/24/05), posting three tackles in that contest.
- Signed with the Bengals as an unrestricted free agent in 2004 and led Cincinnati in tackles through the first three games of the year before a torn patella tendon in his right knee ended his season.

WEBSTER, cont.:

- Played his first four professional seasons (2000-03) with Tampa Bay, seeing action in 63 of a possible 64 regular-season games and starting six contests during that period.
- Played in every game for a 2002 Buccaneers team that won Super Bowl XXXVII, recording 33 tackles (23 solo) and placing fourth on the team with 16 special-teams stops that year.
- Twice named All-Big East Conference at the University of Miami, where he was tabbed a second-team All-American by the Associated Press and a finalist for the Bronco Nagurski Award (nation's best defensive player) as a junior.
- Selected by Tampa Bay in the third round (90th overall) of the 2000 NFL Draft.

CAREER TRANSACTIONS: Signed by Tampa Bay as a draft choice 7/12/00; Signed by Cincinnati as an unrestricted free agent 3/5/04; Placed on reserve/injured list (right knee) by Cincinnati 9/29/04; Placed on reserve/physically unable to perform list by Cincinnati 8/30/05; Activated from reserve/physically unable to perform list by Cincinnati 11/29/05; Signed by Denver as an unrestricted free agent 5/2/06.



2005: Webster began the 2005 season on the Bengals' physically unable to perform list with the right knee injury that forced him on injured reserve in 2004. He was activated by the Bengals on Nov. 29 and played one game for the club, making three tackles vs. Buf. (12/24). He was inactive for four games—the three contests before the game against Buffalo and the regular-season finale. He also was declared inactive for the Bengals' AFC Wild Card Game loss vs. Pit. (1/8).

2004: Signed by Cincinnati as an unrestricted free agent on March 5, Webster led the Bengals in tackles (26) through the first three games of the season as their starting middle linebacker. He suffered a torn patella tendon in his right knee in the third game of the season vs. Bal. (9/29) and was placed on the reserve/injured list on Sept. 29. He also had a sack (8 yds.), two pass breakups, one forced fumble and one fumble recovery before the right knee injury. In his Bengals debut, he made seven tackles at NYJ (9/12). Webster followed that performance with a team-high 12 tackles (8 solo) vs. Mia. (9/19), including a sack and two passes defended. Webster dropped Dolphins quarterback A.J. Feeley for a loss of eight yards early in the fourth quarter to set up a third-and-23 on a series that resulted in a punt. He played late into the fourth quarter before suffering a torn patella tendon in his right knee vs. Bal. (9/26), forcing a fumble and recovering a fumble in that game.

2003: Webster played 15 regular-season games (5 starts) for Tampa Bay, placing seventh on the team with a career-high 66 tackles (40 solo), including the first regular-season sack (9 yds.) of his NFL career. He added one fumble recovery and two special-teams tackles. The Buccaneers' defense shut out its opponents twice and limited them to less than 14 points eight times on the year with seven of those occurring when Webster was in the lineup. Webster started the first five games of the season, filling in for an injured Shelton Quarles. In the season-opening 17-0 victory on *Monday Night Football* at Phi. (9/8), Webster paced the club with 10 tackles (8 solo) along with one fumble recovery. He led the team with 15 tackles (7 solo) vs. Car. (9/14) in an overtime loss. At Atl. (9/21), Webster contributed seven tackles (4 solo), including his first career regular-season sack when he dropped quarterback Doug Johnson for a 9-yard loss on third down to force a punt. Against Ind. (10/6) on *Monday Night Football*, he contributed 10 tackles (5 solo) to a defense that limited the Colts to 86 yards (66 passing) in the first half. He matched his 10-tackle output at Was. (10/12). The following week at S.F. (10/19), Quarles returned to the starting lineup to move Webster to a reserve role. He made four tackles (2 solo) against the 49ers. He added three solo tackles vs. N.O. (11/2). He missed the first game of his career vs. NYG (11/24) due to a left toe injury. He returned to action for the next game but did not make any tackles. In the regular-season finale at Ten. (12/28), he made two solo tackles to help limit the Titans to 13 points.

2002: Webster played all 16 regular-season games (0 starts) and all three playoff contests for Tampa Bay, helping the club win Super Bowl XXXVII for the franchise's first-ever World Championship. Webster registered 33 tackles (23 solo) on defense and placed fourth on the team with 16 stops (12 solo) on special teams. He added three solo tackles and a pass defended in the postseason. As a reserve linebacker, Webster contributed to the team leading the league in scoring defense (196 pts.), including blanking its opponents twice and limiting them to 10 or fewer points nine times. The defense also paced the league in fewest yards allowed (252.8 ypg.). In an NFC Divisional Playoff Game vs. S.F. (1/12), he made a solo tackle on defense and three special-teams stops. He contributed a pass defended in the NFC Championship Game at Phi. (1/19). In the Bucs' Super Bowl XXXVII victory vs. Oak. (1/26), he made two solo tackles on defense and added a tackle on special teams. He made two assisted tackles and three stops on special teams at Bal. (9/15). At Cin. (9/29), he contributed three tackles (2 solo) and two special-teams stops. He posted season highs in tackles (7) and solo tackles (6) vs. Atl. (12/8) to help limit the Falcons to 181 total yards (62 rushing, 119 passing). At Det. (12/15), Webster contributed two solo tackles before leaving the game with a right knee sprain. Despite the knee injury, Webster returned for the next game vs. Pit. (12/23) and made four tackles (3 solo).

2001: Webster played all 16 regular-season games for Tampa Bay, including his first NFL start vs. Phi. (1/6) in the regular-season finale. He placed 10th on the team with 53 tackles (34 solo) and added four passes defended and nine special-teams stops. In an NFC Wild Card Game at Phi. (1/12), he saw action on defense and special teams. Webster started the season with one solo tackle and two passes defended at Dal. (9/9). He

made five tackles (4 solo) and defended a pass vs. G.B. (10/7). He posted his season-high nine tackles (4 solo) and defended a pass the following week at Ten. (10/14). At Chi. (12/16), he registered five tackles (2 solo). In the regular-season finale vs. Phi. (1/6), Webster matched his season-high nine tackles (4 solo) in his first career start.

2000: Selected by the Buccaneers in the third round (90th overall) of the 2000 NFL Draft, Webster played all 16 regular-season games (0 starts) and one playoff contest as a rookie for Tampa Bay. He finished the regular season with 32 tackles (18 solo), one pass defended and two special-teams tackles. He also blocked a punt vs. Det. (10/19). In an NFC Wild Card Game at Phi. (12/31), he recorded four tackles (3 solo), including sharing a sack with Alshermond Singleton for no loss. In the second quarter, Webster and Singleton teamed to bring down Eagles quarterback Donovan McNabb for no gain on a drive that resulted in a punt. He made his professional debut seeing action mainly on special teams at N.E. (9/3). He saw increased playing time at Was. (10/1) due to an injury to starting middle linebacker Jamie Duncan and made three tackles (2 solo) in that game. At Min. (10/9), he racked up a season-high six tackles (4 solo) and a pass defended. The following game, he made three tackles (1 solo) and blocked a punt vs. Det. (10/19). The Lions recovered the ball in their end zone for a safety. Three weeks later, he made five tackles (2 solo) at Atl. (11/5).

COLLEGE: Webster was a two-time All-Big East Conference selection in three seasons at the University of Miami, where he recorded 301 tackles (178 solo), 14 tackles for losses and seven sacks. A 22-game starter for his career, Webster posted consecutive 100-tackle campaigns as a sophomore and junior at Miami. He started all 12 games during his final season before entering the 2000 NFL Draft. He was named a second-team All-American by the Associated Press and a finalist for the Bronco Nagurski Award (nation's best defensive player) after leading UM with 150 tackles (92 solo) and 19 tackles-for-losses as a junior. He earned the Big East Defensive Player of the Week award four times during his junior campaign. He recorded 11 tackles and two interceptions in Miami's 33-3 win over Pittsburgh, becoming the first Hurricanes linebacker since 1979 to record two interceptions in the same game. He posted a season-high 20 tackles (14 solo) and one sack against Penn State. As a sophomore, he placed second on the squad with 134 tackles (75 solo) and 10 tackles for losses in his first season as a starter. As a freshman in 1997, he saw action in six contests before an elbow injury forced him to the sideline for the last four outings of the year.

PERSONAL: Webster lettered four years in football at Northwestern High School in Miami, where he earned *Parade* first-team All-America honors and second-team *USA Today* All-America honors as a senior. He led Northwestern to the state 6A championship, amassing 187 tackles (34 for losses), 12 sacks, 20 forced fumbles and five fumble recoveries that season. Webster averaged 130 tackles per season during his four-year high school career. Webster is a first cousin of former New Orleans Saints running back Troy Davis and majored in liberal arts at the University of Miami. Webster has three children—daughter Nia and sons Nate III and Nate IV. Nathaniel Webster Jr. was born Nov. 29, 1977, in Miami.

WEBSTER'S REGULAR SEASON RECORD

| Year | Club | G | S | UT | A | TT | S-Yds. | I-Yds. | PD | FF | FR | TD-Int. | TD-FR | S | Pts. |
|----------------------|------------|-----------|----------|------------|-----------|------------|-------------|------------|----------|----------|----------|----------|----------|----------|----------|
| 2000 | Tampa Bay | 16 | 0 | 18 | 14 | 32 | 0-0 | 0-0 | 1 | 0 | 0 | 0 | 0 | 0 | 0 |
| 2001 | Tampa Bay | 16 | 1 | 34 | 19 | 53 | 0-0 | 0-0 | 4 | 0 | 0 | 0 | 0 | 0 | 0 |
| 2002 | Tampa Bay | 16 | 0 | 23 | 10 | 33 | 0-0 | 0-0 | 0 | 0 | 0 | 0 | 0 | 0 | 0 |
| 2003 | Tampa Bay | 15 | 5 | 40 | 26 | 66 | 1-9 | 0-0 | 0 | 0 | 1 | 0 | 0 | 0 | 0 |
| 2004 | Cincinnati | 3 | 3 | 17 | 9 | 26 | 1-8 | 0-0 | 2 | 1 | 1 | 0 | 0 | 0 | 0 |
| 2005 | Cincinnati | 1 | 0 | 0 | 3 | 3 | 0-0 | 0-0 | 0 | 0 | 0 | 0 | 0 | 0 | 0 |
| CAREER TOTALS | | 67 | 9 | 132 | 81 | 213 | 2-17 | 0-0 | 7 | 1 | 2 | 0 | 0 | 0 | 0 |

ADDITIONAL STATISTICS: Special teams tackles — 2000 (2), 2001 (9), 2002 (16), 2003 (2), TOTAL (29). Blocked a punt vs. Det. (10/19/00).

WEBSTER'S POSTSEASON RECORD

| Year | Club | G | S | UT | A | TT | S-Yds. | I-Yds. | PD | FF | FR | TD-Int. | TD-FR | S | Pts. |
|----------------------|------------|----------|----------|----------|----------|----------|--------------|------------|----------|----------|----------|----------|----------|----------|----------|
| 2000 | Tampa Bay | 1 | 0 | 3 | 1 | 4 | 0.5-0 | 0-0 | 0 | 0 | 0 | 0 | 0 | 0 | 0 |
| 2001 | Tampa Bay | 1 | 0 | 0 | 0 | 0 | 0-0 | 0-0 | 0 | 0 | 0 | 0 | 0 | 0 | 0 |
| 2002 | Tampa Bay | 3 | 0 | 3 | 0 | 3 | 0-0 | 0-0 | 1 | 0 | 0 | 0 | 0 | 0 | 0 |
| 2005 | Cincinnati | 0 | 0 | 0 | 0 | 0 | 0-0 | 0-0 | 0 | 0 | 0 | 0 | 0 | 0 | 0 |
| CAREER TOTALS | | 5 | 0 | 6 | 1 | 7 | 0.5-0 | 0-0 | 1 | 0 | 0 | 0 | 0 | 0 | 0 |

ADDITIONAL STATISTICS: Special teams tackles — 2002 (4), TOTAL (4).

WEBSTER'S SINGLE GAME HIGHS

(Postseason in parentheses)

Sacks — 1, twice, last vs. Miami, 9/19/04 (0.5 at Philadelphia, 12/31/00). **Sack yards** — 9 at Atlanta, 9/21/03 (0 at Philadelphia, 12/31/00). **Interceptions** — None (none). **Interception return yards** — None (none).



RAY WELLS

6-1 • 236 • 3RD YR. • ARIZONA

BORN: Aug. 20, 1980, in Oakland, Calif.

HIGH SCHOOL: Mount Miguel High School, Spring Valley, Calif.

ACQUIRED: Free Agent, 2006

NFL YEAR: 3rd • **YEAR WITH BRONCOS:** 1st

NFL GAMES PLAYED/STARTED: 22/0 • **POSTSEASON:** 2/0



LINEBACKER

WELLS AT A GLANCE:

- A third-year linebacker with special-teams experience who enters his first season with the Broncos in 2006 after the club signed him as a free agent on April 20, 2006.
- Spent the 2005 season out of football after competing in the 49ers' training camp that year.
- Played all 16 regular-season games and both playoff contests for Tennessee as a rookie in 2003, ranking fifth on the club with 13 special-teams tackles in the regular season.
- Claimed by the Titans off waivers from San Francisco before the start of his rookie year in 2003.
- Received first-team All-Pacific-10 Conference honors as a special-teams player during his senior season at the University of Arizona.
- Entered the NFL with San Francisco as a college free agent on May 2, 2003.

CAREER TRANSACTIONS: Signed by San Francisco as a college free agent 5/2/03; Waived by San Francisco 8/31/03; Claimed off waivers by Tennessee 9/1/03; Waived by Tennessee 9/6/04; Signed by San Francisco 10/13/04; Waived by San Francisco 10/19/04; Signed by San Francisco 10/26/04; Waived by San Francisco 9/3/05; Signed by Denver 4/20/06.



2005: Wells competed in the 49ers' training camp but was waived by the club on Sept. 3. He spent the 2005 season out of the NFL.

2004: Wells, who competed in the Titans' training camp to start the year, was waived by Tennessee on Sept. 6 and signed with the 49ers on Oct. 13. He saw action in six games (0 starts) with San Francisco and made two special-teams tackles for the season. Wells made one tackle on special teams at NYJ (10/17) and was off the club's roster for the next week after San Francisco waived him Oct. 19. He re-signed with the 49ers on Oct. 26. After missing Weeks 9-13 with a high-ankle sprain, Wells returned to the lineup and contributed one special-teams stop vs. Was. (12/18).

2003: Wells entered the NFL with the 49ers as a college free agent on May 2 and competed in the club's training camp before he was waived Aug. 31. He was claimed off waivers by Tennessee on Sept. 1 and went on to play all 16 regular-season games (0 starts) and both playoff contests for the team. He recorded 13 special-teams tackles to rank fifth on the Titans and posted one tackle on defense. In the postseason, Wells made one special-teams tackle in each of Tennessee's playoff games (AFC Wild Card Game at Bal. 1/3 and AFC Divisional Playoff Game at N.E. 1/10). Wells recovered a fumble on the opening kickoff at Car. (10/19), a play that led to a Titans touchdown. He added three special-teams tackles and his lone defensive stop of the year vs. Mia. (11/9) before making three tackles on special teams at Hou. (12/21).

COLLEGE: Wells finished his two-year career at the University of Arizona with 122 career tackles and four interceptions. A transfer to Arizona from San Diego Mesa College (junior college in California), Wells started 11-of-12 games for Arizona as a senior and finished second on the team with 77 tackles while posting three interceptions, one sack, two forced fumbles and one fumble recovery. He was named Arizona's Special Teams Player of the Year and received first-team All-Pacific-10 Conference honors on special teams as a senior. During his junior season, Wells recorded 45 tackles, two sacks, one interception, two passes defended and one forced fumble. He was named Arizona's Most Improved Defensive Player for his efforts as a junior after redshirting his first year at Arizona. At San Diego Mesa College, he registered 216 tackles, 8.5 sacks, three interceptions and one fumble return for a touchdown in his career at the junior college. Wells also was a conference champion in track and field at San Diego Mesa College.

PERSONAL: Wells earned two varsity letters in football at Mount Miguel High School in Spring Valley, Calif. He twice was named first-team all-conference in football and was his team's captain. During his senior season, Wells notched 155 tackles, four interceptions, 6.5 sacks and three forced fumbles. He accounted for 95 tackles, two interceptions and seven sacks as a junior. Wells also excelled in track and field, earning an all-city selection in the sport after being named CIF champion in the hurdles. He was his track team's captain. While a member of the Tennessee Titans, Wells was a volunteer hurdles coach at Goodpasture High School in Madison, Tenn. Raymond Eugene Wells was born Aug. 20, 1980, in Oakland, Calif.

WELLS' REGULAR SEASON RECORD

| Year | Club | G | S | UT | A | TT | S-Yds. | I-Yds. | PD | FF | FR | TD-Int. | TD-FR | S | Pts. |
|----------------------|-----------|-----------|----------|----------|----------|----------|-----------------|------------|----------|----------|----------|----------|----------|----------|----------|
| 2003 | Tennessee | 16 | 0 | 0 | 1 | 1 | 0-0 | 0-0 | 0 | 0 | 0 | 0 | 0 | 0 | 0 |
| 2004 | San Fran. | 6 | 0 | 0 | 0 | 0 | 0-0 | 0-0 | 0 | 0 | 0 | 0 | 0 | 0 | 0 |
| 2005 | | | | | | | OUT OF FOOTBALL | | | | | | | | |
| CAREER TOTALS | | 22 | 0 | 0 | 1 | 1 | 0-0 | 0-0 | 0 | 0 | 0 | 0 | 0 | 0 | 0 |

ADDITIONAL STATISTICS: Special teams tackles — 2003 (13), 2004 (2), TOTAL (15). Fumbles recovered on special teams — 2003 (1), TOTAL (1).

WELLS' POSTSEASON RECORD

| Year | Club | G | S | UT | A | TT | S-Yds. | I-Yds. | PD | FF | FR | TD-Int. | TD-FR | S | Pts. |
|----------------------|-----------|----------|----------|----------|----------|----------|------------|------------|----------|----------|----------|----------|----------|----------|----------|
| 2003 | Tennessee | 2 | 0 | 0 | 0 | 0 | 0-0 | 0-0 | 0 | 0 | 0 | 0 | 0 | 0 | 0 |
| CAREER TOTALS | | 2 | 0 | 0 | 0 | 0 | 0-0 | 0-0 | 0 | 0 | 0 | 0 | 0 | 0 | 0 |

ADDITIONAL STATISTICS: Special teams tackles — 2003 (2), TOTAL (2).

WELLS' SINGLE GAME HIGHS

(Postseason in parentheses)

Sacks — None (none). **Sack yards** — None (none). **Interceptions** — None (none). **Interception return yards** — None (none).



TAYLOR WHITLEY

6-4 • 305 • 4TH YR. • TEXAS A&M

BORN: Feb. 21, 1980, in Baytown, Texas

HIGH SCHOOL: Sudan High School, Sudan, Texas

ACQUIRED: Free Agent, 2005

NFL YEAR: 4th • **YEAR WITH BRONCOS:** 2nd

NFL GAMES PLAYED/STARTED: 18/11 • **POSTSEASON:** 0/0



GUARD

WHITLEY AT A GLANCE:

- A fourth-year guard who is entering his first training camp with the Broncos in 2006 after joining the club as a free agent on Oct. 31, 2005.
- Played two games for the Broncos on special teams in 2005 after competing in the training camp of the Dolphins, for whom he played his first two professional seasons.
- Started 11 games with the Dolphins in 2004 while seeing action in all 16 contests that year.
- Named honorable mention All-Big 12 Conference by the Associated Press as a senior at Texas A&M, where he was a starter during three of his four seasons at the school.
- Selected by Miami in the third round (87th overall) of the 2003 NFL Draft.

CAREER TRANSACTIONS: Drafted by Miami 4/26/01; Waived by Miami 9/3/05; Signed by Denver 10/31/05.



2005: Whitley joined the Broncos as a free agent on Oct. 31 after the Dolphins waived him Sept. 3. He saw action for Denver in two regular-season games (0 starts), appearing on the club's special-teams units. He was inactive for three games before making his season debut at K.C. (12/4). He also played a week later vs. Bal. (12/11) before he was declared inactive for the rest of the season, including both playoff contests (AFC Divisional Playoff Game vs. N.E. 1/14 and AFC Championship Game vs. Pit. 1/22).

2004: Whitley played all 16 regular-season games (11 starts) for the Dolphins, making his NFL debut and initial pro start in the season opener vs. Ten. (9/11). He started each of the Dolphins' first 11 contests at right guard before assuming a reserve role for the remaining five. He was a key contributor to an offense that produced 3,391 receiving yards and 1,339 rushing yards.

2003: Selected by Miami in the third round (87th overall) of the 2003 NFL Draft, Whitley was inactive for all 16 regular-season games during his rookie season after seeing action in all four preseason games.

COLLEGE: Whitley was a four-year letterman (1999-2002) and three-year starter at Texas A&M, starting 34 of 45 games played. As a senior, he started all 11 games at right guard, helping the Aggies' offense average 386.2 yards per game and earning honorable mention All-Big 12 Conference recognition (Associated Press). Whitley started all 11 games at right guard as a junior and 11 games at the position as a sophomore before moving to right tackle for the Independence Bowl. He was a key part of a line that allowed just 10 sacks during his sophomore year despite logging the second-most pass attempts in school history. As a redshirt freshman, he played 11 games at right guard and both tackle positions. He also competed in shot put on the school's track team.

PERSONAL: Whitley was a three-time all-district and all-South Plains selection at offensive and defensive tackle at Sudan High School in Sudan, Texas. He did not allow a sack during his last two seasons. Whitley also earned four letters in track, a sport in which he garnered three state titles in the shot put and one in the discus. His father, Dennis, played football at Baylor, while his step-grandfather, Dick Todd, was one the nation's top all-purpose threats for Texas A&M in the late 1930s. Whitley graduated from Texas A&M with a degree in international business management following his junior year. He spent his senior year pursuing his master's degree in sports management. He is married to Shannon. Taylor Ross Whitley was born Feb. 21, 1980, in Baytown, Texas.

WHITLEY'S REGULAR SEASON RECORD

| Year | Club | G | S |
|-----------------------|--------|-----------|-----------|
| 2003 | Miami | 0 | 0 |
| 2004 | Miami | 16 | 11 |
| 2005 | Denver | 2 | 0 |
| CAREER TOTALS | | 18 | 11 |
| BRONCOS TOTALS | | 2 | 0 |

ADDITIONAL STATISTICS: Recovered a fumble on special teams vs. Pittsburgh (9/26/04).

WHITLEY'S POSTSEASON RECORD

| Year | Club | G | S |
|----------------------|--------|----------|----------|
| 2005 | Denver | 0 | 0 |
| CAREER TOTALS | | 0 | 0 |



D.J. WILLIAMS

6-1 • 242 • 3RD YR. • MIAMI

BORN: July 20, 1982, in Pittsburg, Calif.

HIGH SCHOOL: De La Salle High School, Concord, Calif.

ACQUIRED: Draft #1 (17th overall), 2004

NFL YEAR: 3rd • **YEAR WITH BRONCOS:** 3rd

NFL GAMES PLAYED/STARTED: 32/28 • **POSTSEASON:** 3/3



LINEBACKER

WILLIAMS AT A GLANCE:

- A third-year linebacker whose play has helped Denver post the NFL's No. 3 run defense (89.8 ypg.) since he became a starter for the club as a rookie in 2004.
- Started 14 games for the Broncos in 2005 and made 68 tackles (44 solo) in the regular season before ranking second on the team with 17 tackles (10 solo) in two playoff games.
- Contributed to a Broncos defense in 2005 that ranked second in the NFL against the run (85.2 ypg.) and tied for third in the league in scoring defense (16.1 ppg.).
- Became only the second Broncos rookie, the first in 32 years, to lead the team in tackles with 114 stops in 2004 en route to finishing third in NFL Defensive Rookie of the Year voting.
- Earned NFL Defensive Rookie of the Month honors after an outstanding December 2004 (40 tackles, one sack, one interception, one forced fumble and four pass breakups in four December games), becoming the first Bronco in franchise history to receive that award.
- Selected twice (2002-03) as a Butkus Award (nation's top linebacker) semifinalist at the University of Miami, where he twice was a first-team All-Big East Conference choice.
- Helped Miami win the National Championship as a sophomore with the Hurricanes' victory against Nebraska in the Rose Bowl.
- Earned *USA Today* Defensive Player of the Year honors at De La Salle High School (Concord, Calif.) and went 36-0 in high school as part of its national-record 151-game winning streak.
- Selected by the Broncos in the first round (17th overall) of the 2004 NFL Draft.

CAREER TRANSACTIONS: Signed by Denver as a draft choice 7/28/04.

2005: In his second professional season, Williams placed sixth on the Broncos with 68 tackles (44 solo) while adding five passes defended and one forced fumble in 16 regular-season games (14 starts). Williams' play at linebacker helped Denver rank second in the NFL against the run (85.2 ypg.) and tie for third in the NFL in scoring defense (16.1 ppg.), a mark that was the best in the Mike Shanahan era (1995-Present). Williams also con-

WILLIAMS: ONE OF THE NFL'S BEST ROOKIES IN 2004

2004 NFL DEFENSIVE ROOKIE OF THE YEAR VOTING (ASSOCIATED PRESS)

| Player | Team | Votes | Drafted | College |
|-----------------------------|---------------|----------|-------------------|---------------------|
| 1. Jonathan Vilma, LB | N.Y. Jets | 21 | Rd. 1 (12) | Miami (Fla.) |
| 2. Dunta Robinson, CB | Houston | 12 | Rd. 1 (10) | South Carolina |
| 3. D.J. Williams, LB | Denver | 7 | Rd. 1 (17) | Miami (Fla.) |
| 4. Sean Taylor, S | Washington | 3 | Rd. 1 (5) | Miami (Fla.) |
| 5. Jared Allen, DE | Kansas City | 2 | Rd. 4 (126) | Idaho State |

tributed two tackles and a forced fumble on special teams. In two postseason contests, he placed second on the team with 17 tackles (10 solo) and added a half sack (3.5 yds.). In an AFC Divisional Playoff Game vs. N.E. (1/14), Williams registered seven tackles (5 solo) in helping to end the Patriots' NFL-record 10-game postseason winning streak. He led the linebackers and was second on the team with 10 tackles (5 solo) in the AFC Championship Game vs. Pit. (1/22) and shared a sack of Steelers quarterback Ben Roethlisberger with defensive end Trevor Pryce. In the season opener at Mia. (9/11), Williams recorded five tackles (4 solo). He also led the team with two stops and a forced fumble on special teams against the Dolphins. He made five tackles (4 solo) in the home opener vs. S.D. (9/18) and helped limit the Chargers to 41 yards in the second half during Denver's comeback victory. After contributing an assisted tackle on *Monday Night Football* vs. K.C. (9/26), he added three stops at Jac. (10/2). The Broncos limited the Jaguars to 12 rushing yards, the second-lowest single-game total allowed by the team in its history (0 yds., at K.C., 12/19/65). He posted four tackles (3 solo) and two passes defended vs. N.E. (10/16) and made six tackles (4 solo) at NYG (10/23) before he posted five tackles (4 solo) and a pass defended vs. Phi. (10/30). He made three tackles (1 solo) vs. NYJ (11/20), a game in which the Broncos posted their first shutout since Nov. 9, 1997, against Carolina. Williams helped Denver limit the Jets to only 22 rushing yards. Williams shared the team lead with a season-high 10 tackles (season-high 7 solo) on Thanksgiving Day at Dal. (11/24). In a win at Buf. (12/17) that clinched a playoff berth, Williams added four tackles (3 solo) and a forced fumble. He assisted on two tackles and recorded a pass breakup vs. Oak. (12/24). In the regular-season finale at S.D. (12/31), Williams paced the linebackers with four tackles (3 solo) and a pass defended.

2004: Selected by the Broncos in the first round (17th overall) of the 2004 NFL Draft, Williams contributed as much as any Broncos rookie in recent history in 16 games (14 starts) as the team's starting weakside linebacker. Williams—a *Pro Football Weekly*/PFWA All-Rookie selection, third in NFL Defensive Rookie of the Year voting (AP), AFC Defensive Player of the Week (Wk. 16) and NFL Defensive Rookie of the Month for December—led Denver with 114 tackles (82 solo) to become only the second Broncos rookie, the first in 32 years, to lead the team in tackles. He joined former rookie linebacker Tom Graham in that honor as Graham in 1972 tied Lyle Alzado for the team high in tackles. Williams also recorded two sacks (13 yds.), one interception (10 yds. at Ten. 12/25)—the first of his professional, collegiate and high school career—nine pass breakups and one forced fumble. Williams made significant contributions to the Broncos' special teams and recorded eight tackles on the unit to rank fifth on the team. He was the only rookie to receive AFC Defensive Player of the Week honors in 2004 after the league nominated him for his Wk. 16 performance. After totaling 40 tackles, one sack, one interception, one forced fumble and four pass breakups in four December games, Williams was named NFL Defensive Rookie of the Month and became the first Bronco in franchise history to receive that award. He started at weakside linebacker in Denver's AFC Wild Card Game at Ind. (1/9) and recorded seven tackles (5 solo) in his first playoff action. In the playoff loss, He deflected a Peyton Manning pass in the second quarter on third-and-goal from the Broncos' 3-yard line that was intercepted by cornerback Kelly Herndon in the end zone. Williams became the first Broncos rookie to start on opening day since 1998 with a start at weakside linebacker vs. K.C. (9/12), posting a team-high seven tackles (all solo) and breaking up a pass against the Chiefs. He recorded the first sack of his career in the fourth quarter at Jac. (9/19) when he pulled down running back LaBrandon Toefield on a passing play for a loss of seven yards. Williams led Denver with nine tackles (8 solo) at T.B. (10/3) and eight tackles (5 solo) at Oak. (10/17). In his first-ever game on *Monday Night Football* at Cin. (10/25), Williams made seven tackles (4 solo), broke up a pass and totaled three tackles on special teams. Against Hou. (11/7), he recorded his eighth game of the season with five or more tackles, posting six stops (4 solo) and a pass breakup in his first game as a non-starter (nickel defense). Against Oak. (11/28), he had seven tackles (5 solo), a pass breakup and a stop on special teams but did not start because Denver opened the game in a nickel defense. At S.D. (12/5), he posted a career and team-high 13 tackles (10 solo). For the second consecutive week vs. Mia. (12/12), he led the team in tackles with 11 (8 solo). Williams went above the 100-tackle mark for the season at K.C. (12/19) with nine stops (8 solo), one sack (6 yds.) and the first forced fumble of his career. On Christmas at Ten. (12/25), he intercepted a pass for the first time in his career and returned it 10 yards while posting a team-high seven tackles (5 solo), three pass breakups and two special-teams tackles to earn AFC Defensive Player of the Week honors.

COLLEGE: A three-year starter at the University of Miami, Williams played 47 career games (34 starts) to post 241 tackles (124 solo), 10 sacks (58 yds.), 28 tackles-for-losses (92 yds.), four forced fumbles, one fumble recovery and 10 pass deflections. Williams started his collegiate career at fullback and was used sparingly at the position after switching to linebacker as a sophomore, recording 18 career rushes for 142 yards (7.9 avg.) with two touchdowns while catching 12 passes for 153 yards (11.9 avg.). It was at linebacker where he blossomed into one of the best players in the country, finishing his senior year in 2003 as a semifinalist for the

Butkus Award, given to the nation's top linebacker, for the second consecutive year and earning a selection to the All-America Dream Team by *The NFL Draft Report*. Named third-team All-America by the Associated Press and a first-team All-Big East Conference choice, Williams' final year at Miami saw him finish second on the team with 82 tackles (44 solo) and tie for the team lead with six sacks (33 yds.) in starting all 13 games. Additionally, he rushed twice for 92 yards (46.0 avg.) with a touchdown (61 yds. vs. Temple) out of fake punt formations. He was a semifinalist for the Butkus Award and a first-team All-Big East selection as a junior, starting 12 games and producing a career-high 108 tackles (55 solo) with four sacks (25 yds.). He helped Miami capture the National Championship as a sophomore with a Rose Bowl win against Nebraska. A freshman All-America honorable mention selection by *Rivals.com*, Williams played 10 games as a reserve fullback in 2000 and totaled 16 rushing attempts for 50 yards (3.1 avg.) with one touchdown while catching 12 passes for 143 yards (11.9 avg.) with a touchdown. His lone receiving score was a 19-yard grab in the Sugar Bowl against Florida that marked the go-ahead score for Miami in its eventual victory.

PERSONAL: Williams earned *USA Today* Defensive Player of the Year honors and was regarded as the top defensive player in the nation at De La Salle High School (Concord, Calif.), one of the top prep programs in the country. His high school teams went a combined 36-0, and he was a part of a national-record 151-game winning streak that was snapped in 2004. He was rated as the top player in the nation by *SuperPrep* as well as the No. 1 prospect on the Far West Team. Williams was listed as the National Defensive MVP, Western Region MVP and No. 1 linebacker on *PrepStar's* 1999 Top-100 Dream Team. A *SuperPrep* All-American, he recorded 130 career tackles (87 solo) and six sacks while rushing for 1,974 yards. In addition, Williams broke the school record for touchdowns in a season with 42 (33 rushing, 5 receiving, 3 punt return and 1 kickoff return). Legendary coach and television announcer John Madden spoke at De La Salle's football banquet and commented that Williams was the only player he has ever seen who could make the jump from high school to the NFL. Williams majored in liberal arts at Miami. Born July 20, 1982, in Pittsburg, Calif., Williams is the son of Sherri Gonzalez and Genos D. Williams Sr.

WILLIAMS' REGULAR SEASON RECORD

| Year | Club | G | S | UT | A | TT | S-Yds. | I-Yds. | PD | FF | FR | TD-Int. | TD-FR | S | Pts. |
|----------------------|--------|-----------|-----------|------------|-----------|------------|-------------|-------------|-----------|----------|----------|----------|----------|----------|----------|
| 2004 | Denver | 16 | 14 | 82 | 32 | 114 | 2-13 | 1-10 | 9 | 1 | 0 | 0 | 0 | 0 | 0 |
| 2005 | Denver | 16 | 14 | 44 | 24 | 68 | 0-0 | 0-0 | 5 | 1 | 0 | 0 | 0 | 0 | 0 |
| CAREER TOTALS | | 32 | 28 | 126 | 56 | 182 | 2-13 | 1-10 | 14 | 2 | 0 | 0 | 0 | 0 | 0 |

ADDITIONAL STATISTICS: Special teams tackles — 2004 (8), 2005 (2), TOTAL (10). Fumbles forced on special teams — 2005 (1), TOTAL (1).

WILLIAMS' POSTSEASON RECORD

| Year | Club | G | S | UT | A | TT | S-Yds. | I-Yds. | PD | FF | FR | TD-Int. | TD-FR | S | Pts. |
|----------------------|--------|----------|----------|-----------|----------|-----------|----------------|------------|----------|----------|----------|----------|----------|----------|----------|
| 2004 | Denver | 1 | 1 | 5 | 2 | 7 | 0-0 | 0-0 | 1 | 0 | 0 | 0 | 0 | 0 | 0 |
| 2005 | Denver | 2 | 2 | 10 | 7 | 17 | 0.5-3.5 | 0-0 | 0 | 0 | 0 | 0 | 0 | 0 | 0 |
| CAREER TOTALS | | 3 | 3 | 15 | 9 | 24 | 0.5-3.5 | 0-0 | 1 | 0 | 0 | 0 | 0 | 0 | 0 |

WILLIAMS' SINGLE-GAME HIGHS

(Postseason in parentheses)

Sacks — 1, twice, last at Kansas City, 12/19/04 (0.5 vs. Pittsburgh, 1/22/06). **Sack yards** — 7 at Jacksonville, 9/19/04 (3.5 vs. Pittsburgh, 1/22/06). **Interceptions** — 1 at Tennessee, 12/25/04 (none). **Interception return yards** — 10 at Tennessee, 12/25/04 (none).



DARRENT WILLIAMS

5-8 • 188 • 2ND YR. • OKLAHOMA STATE

BORN: Sept. 27, 1982, in Fort Worth, Texas

HIGH SCHOOL: O.D. Wyatt High School, Fort Worth, Texas

ACQUIRED: Draft #2 (56th overall), 2005

NFL YEAR: 2nd • **YEAR WITH BRONCOS:** 2nd

NFL GAMES PLAYED/STARTED: 12/9 • **POSTSEASON:** 2/0

27



CORNERBACK

WILLIAMS AT A GLANCE:

- A second-year cornerback who started nine games in 2005, the most by a Denver rookie at that position since 1975 (Louis Wright), en route to earning All-Rookie honors from *Pro Football Weekly/PFWA*.
- Totaled 108 return yards on two interceptions in 2005, including an 80-yard touchdown return (at Oakland, 11/13/05) that was the longest interception return by a rookie in franchise history.
- Led Denver in punt returns (17-148, 52-yd. LG) and kick returns (18-431, 36-yd. LG) in 2005.

27's TROPHY CASE

All-Rookie (PFW/PFWA)2005

- Scored nine times in his career at Oklahoma State University (5 INT returns, 3 punt returns and 1 blocked extra point returned for a score).
- Set a Big 12 Conference career record with five interceptions returned for a touchdown.
- Tied for 13th in the nation with six interceptions in 2003 as a Jim Thorpe Award semifinalist while scoring four touchdowns (2 INT returns, 2 punt returns) and earning consensus first-team All-Big 12 accolades that season for OSU.
- Selected by the Broncos in the second round (56th overall) of the 2005 NFL Draft.

CAREER TRANSACTIONS: Signed by Denver as a draft choice 7/28/05.

2005: Selected by the Broncos in the second round (56th overall) of the 2005 NFL Draft, Williams made a solid impact during his rookie campaign by playing 12 regular-season games (9 starts) and ranking eighth on the club with 58 tackles (52 solo) while adding one sack (8 yds.), 12 pass breakups, one forced fumble and one fumble recovery. An All-Rookie selection by *Pro Football Weekly/PFWA* and NFL.com (Gil Brandt), Williams' two interceptions (108 yds.) tied for third on the Broncos, and he returned one of his interceptions for an 80-yard touchdown (at Oak., 11/13) that was the longest interception return by a rookie in team history and tied for the second longest overall in regular-season play. His 108 yards on two interception returns were the second most by a Broncos rookie in franchise annals and the most since Nemiah Wilson's 118 return yards in 1965. His nine starts were the most by a Denver rookie at that position since 1975 (Louis Wright's 11) and ranked as the seventh-highest total since the team tracked starts beginning in 1968. Along with fellow rookie cornerback Dominique Foxworth, Williams helped Denver become the only team in the NFL to have two rookies post three or more takeaways. Williams also gave the Broncos a threat on special teams, returning a team-high 17 punts for 148 yards (8.7 avg.), including a 52-yarder, while recording 12 fair catches. He placed 13th in the AFC (16th in NFL) with a 23.9-yard average on a team-high 18 kickoff returns for 431 yards, including a 36-yard return. Williams missed Denver's final three regular-season games with a groin injury but returned to see action in both of the club's playoff contests. He registered two solo tackles and a 19-yard kick-off return in an AFC Divisional Playoff Game vs. N.E. (1/14) before making one solo tackle in the AFC Championship Game vs. Pit. (1/22). In the regular-season opener at Mia. (9/11), Williams recorded a solo tackle and a pass defended while returning three kickoffs for 79 yards (26.3 avg.) and one punt for 13 yards. Against S.D. (9/18), Williams nearly made his first interception late in the fourth quarter but was ruled out of bounds. He also had a 61-yard punt return for a touchdown called back against the Chargers (too many men on the field). Williams made his first NFL start on *Monday Night Football* vs. K.C. (9/26) and led the team with 11 tackles (9 solo) while adding a pass breakup, a 32-yard kick return and a 1-yard punt return. After missing Denver's game at Jac. (10/2) with an ankle injury, Williams returned to the starting lineup vs. Was. (10/9) and contributed seven tackles and a pass breakup. He and Foxworth both started the game against the Redskins to mark the first time that a pair of Broncos rookies started the same game at cornerback since 1969 when Grady Cavness and Billy Thompson did so vs. Boston on Sept. 9, 1969. He registered a season-high four passes defended to go with six tackles (5 solo) vs. N.E. (10/16) and had a 30-yard kick return in that game. Williams recorded two solo tackles, including his first professional sack (Donovan McNabb), vs. Phi. (10/30). At Oak. (11/13), Williams returned the first interception of his career 80 yards for a touchdown. He broke on a Kerry Collins pass and sprinted down the right sideline for the score. The play tied for the second-longest interception return in team history and the longest since 1998 as well as the longest by a Broncos rookie in team history. Williams also posted a season-long 52-yard punt return against the Raiders. He made a season-high eight tackles (7 solo) to pace the secondary on Thanksgiving Day at Dal. (11/24). He added six solo tackles and an interception of a Trent Green pass at K.C. (12/4). He also returned four kickoffs for 87 yards (21.8 avg.) against the Chiefs, including a season-long 36-yard return. Against Bal. (12/11), Williams suffered a groin injury on the opening kickoff when he prevented a touchdown by chasing down Ravens kick returner B.J. Sams and forcing him out of bounds at the 10-yard line. The injury forced Williams inactive for Denver's final three regular-season games.

COLLEGE: Williams was one of the nation's most dynamic and versatile players at Oklahoma State University, where he scored nine times in his career (5 INT returns, 3 punt returns and 1 blocked extra point returned for a score). He played 41 career games (32 starts) and totaled 173 tackles (132 solo), 11 interceptions (282 yds.), 37 pass breakups, three forced fumbles and one fumble recovery as a cornerback. He also excelled on special teams, returning 22 punts for 482 yards (21.9 avg.) with three touchdowns and returning four kicks for 83 yards (20.8 avg.). Williams finished his career at Oklahoma State as one of only four collegiate players since

WILLIAMS GOES THE DISTANCE

LONGEST INTERCEPTION RETURNS, BRONCOS HISTORY (REG. SEASON)

| Player | Yds. | Game |
|--------------------------------|-------------|-----------------------------|
| 1. Randy Gradishar, LB | 93TD | at Cleveland, 10/5/80 |
| 2. Darrent Williams, DB | 80TD | at Oakland, 11/13/05 |
| Ray Crockett, DB | 80TD | at Oakland, 9/20/98 |
| 4. Jimmy Spencer, CB | 79TD | vs. Seattle, 12/10/00 |
| 5. Reggie Hayward, DE | 76 | at New Orleans, 11/21/04 |

WILLIAMS A DANGEROUS INT RETURNER

MOST INTERCEPTION RETURN YARDS BY A BRONCOS ROOKIE

| Player | Year | INT | Yds. | Avg. | LG | TD |
|-------------------------|------|-----|------|------|--------|----|
| 1. Nemiah Wilson, DB | 1965 | 3 | 118 | 39.3 | 65 | 1 |
| 2. Darrent Williams, DB | 2005 | 2 | 108 | 54.0 | 80+ | 1 |
| 3. Kevin Clark, DB | 1987 | 3 | 105 | 35.0 | 50 | 0 |
| 4. Goose Gonsoulin, DB | 1960 | 11 | 98 | 8.9 | N/A | 0 |
| 5. Bill Thompson, DB | 1969 | 3 | 92 | 30.7 | 57 1/2 | 1 |

1996 to record double-digit career interceptions (11) while scoring at least five touchdowns on interception returns. His five interceptions returned for a touchdown set a Big 12 Conference career record. Williams played seven games (4 starts) in his final year at Oklahoma State, totaling 21 tackles (18 solo), three pass breakups, two forced fumbles and one fumble recovery, which he returned 53 yards. He returned nine punts for 249 yards (27.7 avg.) on the year, including a 59-yard touchdown return (vs. Tulsa). Williams was limited for most of the season with a left arm injury suffered while making a tackle in OSU's fourth game, and he missed several contests as a result of the ailment. Williams earned consensus first-team All-Big 12 Conference honors as a junior, starting 11 games at left cornerback and posting a career-high 66 tackles (49 solo) along with six interceptions (130 yds.), two of which he returned for touchdowns. His six interceptions ranked third in the Big 12 and tied for 13th nationally and were a big part of the speedster being named a semifinalist for the Jim Thorpe Award. The junior recorded 233 yards and two touchdowns on 13 punt returns (17.9 avg.), leading the nation in punt return average for most of the season, and added 83 yards on four kick returns (20.8 avg.). Williams started all 13 games at left cornerback as a sophomore, recording 53 tackles (41 solo) and a team-high three interceptions (47 yds.), including one that he returned for a 29-yard touchdown (vs. Northern Iowa). Williams played 10 games as a true freshman, starting four of Oklahoma State's final six contests to finish the year with 33 tackles (24 solo), two interceptions (105 yds.) and four pass breakups. He returned both of his interceptions (85 and 20 yds.) against Baylor for touchdowns to lead the Cowboys to a win.

PERSONAL: Williams was a three-time all-district selection at O.D. Wyatt High School in Fort Worth, Texas. He began his high school career at running back before switching to cornerback. As a senior, he was named 7-4A Defensive Most Valuable Player after posting five interceptions that featured several long returns, including a best of 54 yards. He averaged 30 yards per punt return and scored four touchdowns as a returner. Williams missed five games as a junior with a broken middle finger but recovered the following year as the *Dallas Morning News* tabbed him for its area top-100 list on the gridiron. He also was named an All-American by *Track and Field News*. He started up his own entertainment company called RYNO Entertainment in Fort Worth, Texas. He also has made charitable contributions to little league football teams in Fort Worth and Houston. Williams majored in education at Oklahoma State. The son of Rosiland Williams, Darrent Williams was born Sept. 27, 1982, in Fort Worth, Texas.

WILLIAMS' REGULAR SEASON RECORD

| Year | Club | G | S | UT | A | TT | S-Yds. | I-Yds. | PD | FF | FR | TD-Int. | TD-FR | S | Pts. |
|----------------------|--------|-----------|----------|-----------|----------|-----------|------------|--------------|-----------|----------|----------|----------|----------|----------|----------|
| 2005 | Denver | 12 | 9 | 52 | 6 | 58 | 1-8 | 2-108 | 12 | 1 | 1 | 1 | 0 | 0 | 6 |
| CAREER TOTALS | | 12 | 9 | 52 | 6 | 58 | 1-8 | 2-108 | 12 | 1 | 1 | 1 | 0 | 0 | 6 |

PUNT RETURNS

| Year | Club | No. | FC | Yds. | Avg. | LG | TD |
|----------------------|--------|-----------|-----------|------------|------------|-----------|----------|
| 2005 | Denver | 17 | 12 | 148 | 8.7 | 52 | 0 |
| CAREER TOTALS | | 17 | 12 | 148 | 8.7 | 52 | 0 |

KICKOFF RETURNS

| Year | Club | No. | Yds. | Avg. | LG | TD |
|----------------------|--------|-----------|------------|-------------|-----------|----------|
| 2005 | Denver | 18 | 431 | 23.9 | 36 | 0 |
| CAREER TOTALS | | 18 | 431 | 23.9 | 36 | 0 |

ADDITIONAL STATISTICS: Special teams tackles — 2005 (2), TOTAL (2).

WILLIAMS' POSTSEASON RECORD

| Year | Club | G | S | UT | A | TT | S-Yds. | I-Yds. | PD | FF | FR | TD-Int. | TD-FR | S | Pts. |
|----------------------|--------|----------|----------|----------|----------|----------|------------|------------|----------|----------|----------|----------|----------|----------|----------|
| 2005 | Denver | 2 | 0 | 3 | 0 | 3 | 0-0 | 0-0 | 0 | 0 | 0 | 0 | 0 | 0 | 0 |
| CAREER TOTALS | | 2 | 0 | 3 | 0 | 3 | 0-0 | 0-0 | 0 | 0 | 0 | 0 | 0 | 0 | 0 |

PUNT RETURNS

| Year | Club | No. | FC | Yds. | Avg. | LG | TD |
|----------------------|--------|----------|----------|----------|------------|----------|----------|
| 2005 | Denver | 0 | 0 | 0 | 0.0 | — | 0 |
| CAREER TOTALS | | 0 | 0 | 0 | 0.0 | — | 0 |

KICKOFF RETURNS

| Year | Club | No. | Yds. | Avg. | LG | TD |
|----------------------|--------|----------|-----------|-------------|-----------|----------|
| 2005 | Denver | 1 | 19 | 19.0 | 19 | 0 |
| CAREER TOTALS | | 1 | 19 | 19.0 | 19 | 0 |

WILLIAMS' SINGLE-GAME HIGHS

(Postseason in parentheses)

Interceptions — 1, twice, last at Kansas City, 12/4/05 (none). **Interception return yards** — 80+ at Oakland, 11/13/05 (none). **Sacks** — 1 vs. Philadelphia, 10/30/05 (none). **Sack yards** — 8 vs. Philadelphia, 10/30/05 (none). **Punt returns** — 4 vs. San Diego, 9/18/05 (none). **Punt return yards** — 66 vs. San Diego, 9/18/05 (none). **Longest punt return** — 52 at Oakland, 11/13/05 (none). **Punt return touchdowns** — None (none). **Kick returns** — 4 at Kansas City, 12/4/05 (1 vs. New England, 1/14/06). **Kick return yards** — 87 at Kansas City, 12/4/05 (19 vs. New England, 1/14/06). **Longest kick return** — 36 at Kansas City, 12/4/05 (19 vs. New England, 1/14/06). **Kick return touchdowns** — None (none).



AL WILSON

6-0 • 240 • 8TH YR. • TENNESSEE

BORN: June 21, 1977, in Jackson, Tenn.

HIGH SCHOOL: Central Merry High School, Jackson, Tenn.

ACQUIRED: Draft #1 (31st overall), 1999

NFL Year: 8th • **Year with Broncos:** 8th

NFL Games Played/Started: 110/104 • **Postseason:** 5/5

56

LINEBACKER

WILSON AT A GLANCE:

- An eighth-year linebacker whose four Pro Bowl nominations are the third most by a Bronco at his position in franchise history.
- Earned the first All-Pro (AP) recognition of his career in 2005 and a trip the Pro Bowl after helping Denver rank second in the NFL in run defense (85.2 ypg.) and advance to the AFC Championship Game.
- Chosen as a team captain for the Broncos in each of the last five seasons (2001-05).
- Eclipsed the 100-tackle mark in five consecutive seasons from 2000-04, including 109 stops (73 solo) in 2004.
- Led Denver in tackles for the second consecutive year in 2003 with 128 stops.
- Posted 199 tackles in 2002 to mark the seventh-highest single-season total in team history and the highest mark by a Bronco since linebacker Randy Gradishar had 224 stops in 1983.
- Owns 24 career double-digit tackle games in the regular season, including two performances with at least 20 tackles during the 2002 season.
- Became the starting middle linebacker in his third NFL game in 1999 when John Mobley suffered a season-ending injury and finished his rookie year ranked third on the team in tackles.
- Captained the University of Tennessee's 1998 team as a senior, helping the school go undefeated and win the National Championship as a first-team All-Southeastern Conference pick.
- Selected by the Broncos in the first round (31st overall) of the 1999 NFL Draft.

CAREER TRANSACTIONS: Signed by Denver as a draft choice 7/21/99.



2005: Wilson earned his fourth trip to the Pro Bowl and his first All-Pro recognition (first team) from the Associated Press in 2005 after an outstanding season with the Broncos. He placed second on Denver with 90 tackles (72 solo) and added three sacks (12 yds.), a career-best nine pass breakups, two forced fumbles and one fumble recovery in 15 regular-season games (15 starts). Wilson served as one of the defensive captains on a unit that ranked second in the NFL against the run (85.2 ypg.) and tied for third in the league in scoring defense (16.1 ppg.), a mark that was the best in the Mike Shanahan era (1995-Present). He also was named AFC Defensive Player of the Week for his play at Jac. (10/2). After sitting out the Broncos' regular-season finale at S.D. (12/31) with the team having already secured the AFC's No. 2 seed in the playoffs, Wilson played both postseason contests for Denver. He tied for the team lead with nine tackles (6 solo) and added two pass breakups vs. N.E. (1/14) in an AFC Divisional Playoff Game, helping to end the Patriots' NFL-record 10-game postseason winning streak. In the AFC Championship Game vs. Pit. (1/22), he registered six tackles (5 solo). In the regular-season opener at Mia. (9/11), Wilson contributed five solo tackles before leading the team with 10 tackles (9 solo) in Denver's home opener vs. S.D. (9/18). On *Monday Night Football* vs. K.C. (9/26), Wilson registered six solo stops and a pass defended. He earned the conference's Defensive Player of the Week accolades when he accumulated six tackles (4 solo), one sack and two forced fumbles at Jac. (10/2). Wilson led a defense that limited the Jaguars to 12 rushing yards, marking the fewest allowed by the Broncos since 1965 (0 yds., at K.C., 12/19/65). Wilson posted seven tackles (6 solo) and recovered a fumble in the 100th game of his career vs. Was. (10/9). Against N.E. (10/16), he registered seven tackles (5 solo) and a pass defended before adding seven tackles (6 solo) and a pass defended at NYG (10/23). Wilson contributed five tackles (3 solo) and a 5-yard sack of Brooks Bollinger vs. NYJ (11/20) en route to helping Denver record its first shutout since Nov. 9, 1997, against Carolina. Wilson logged his 100th start as a professional and made three tackles on Thanksgiving Day at Dal. (11/24). He paced the linebackers with six tackles (5 solo) and one sack (5 yds.) along with a season-high three pass breakups at Buf. (12/17) in a win that clinched a playoff berth for the Broncos. Wilson helped Denver secure the No. 2 seed in the AFC Playoffs with five tackles (4 solo) vs. Oak. (12/24). With the Broncos already locked in as the AFC's No. 2 playoff seed, Wilson was inactive for the regular-season finale at S.D. (12/31) after undergoing thumb surgery on Dec. 26.

BRONCOS SCORING DEFENSE EXCELS IN 2005

Al Wilson was a captain of a 2005 Broncos defense that was one of the NFL's best in fewest points allowed.

TOP SCORING DEFENSES, NFL, 2005

| Team | Pts. | PPG | Shutouts |
|------------------|------------|-------------|----------|
| 1. Chicago | 202 | 12.6 | 0 |
| 2. Indianapolis | 247 | 15.4 | 0 |
| 3. Denver | 258 | 16.1 | 1 |
| Pittsburgh | 258 | 16.1 | 1 |
| 5. Carolina | 259 | 16.2 | 0 |

TOP SCORING DEFENSES, BRONCOS, (1995-2005)

| Year | Pts. | PPG | Shutouts |
|----------------|------------|-------------|----------|
| 1. 2005 | 258 | 16.1 | 1 |
| 2. 1996 | 275 | 17.2 | 0 |
| 3. 1997 | 287 | 17.9 | 1 |
| 4. 2003 | 301 | 18.8 | 0 |
| 5. 2004 | 304 | 19.0 | 0 |

2004: Wilson anchored the Broncos' defense in 16 regular-season games (16 starts) at middle linebacker and was selected as a co-defensive captain by his teammates. He ranked second on the team in tackles with 109 (73 solo) while also posting 2.5 sacks (20 yds.), two interceptions (17 yds., including a 7-yard touchdown return at N.O. 11/21), four pass breakups and two forced fumbles. He posted double-digit tackle totals in three games to raise his career 10+ tackle game total to 23. Wilson started at middle linebacker in an AFC Wild Card Game at Ind. (1/9) and made six tackles (4 solo). In the season opener vs. K.C. (9/12), he had five tackles (all solo) to raise his career solo tackle total over 500. He led all Broncos linebackers with eight tackles (4 solo) vs. S.D. (9/26) while helping limit LaDainian Tomlinson to his lowest rushing total (60 yds.) in 15 games. He posted his 21st career double-digit tackle game in a solid outing vs. Car. (10/10) with a team-high 10 tackles (7 solo) that helped limit the Panthers to only 64 yards rushing. At Cin. (10/25) on *Monday Night Football*, he tallied a team-high 10 tackles (6 solo), including a sack for 10 yards (QB Carson Palmer). Wilson led Denver's linebackers with eight tackles (5 solo) vs. Atl. (10/31) and forced a fumble on running back T.J. Duckett that was recovered by teammate Reggie Hayward. He broke up a pass and tied for the team high in tackles with nine (6 solo) vs. Hou. (11/7), including three tackles-for-losses. At N.O. (11/21), Wilson intercepted a second-quarter Aaron Brooks pass and returned it seven yards for a touchdown, marking his first interception since Dec. 10, 2000, vs. Seattle and the first score of his career. Wilson tallied eight tackles (5 solo) vs. Oak. (11/28), including a bone-jarring stop on running back Tyrone Wheatley on a fourth-and-1 in the first quarter that served as one of the highlights of the season. Wilson posted his second interception of the year in a five-tackle game (3 solo) vs. Mia. (12/12) to set up a field goal. He sacked quarterback Trent Green at K.C. (12/19) for a 7-yard loss in the second quarter, forcing a fumble on the play in his seven-tackle effort. At Ten. (12/25), he split a sack (3 yds.) of quarterback Billy Volek with defensive tackle Mario Fatafehi in a four-tackle outing (3 solo). The linebacker helped Denver secure a playoff berth in a win vs. Ind. (1/2) with a team-high 11 tackles that put him above the 100-tackle mark for the fifth consecutive season.

2003: Wilson—voted defensive captain by his teammates and chosen to play in the Pro Bowl as the AFC “need player,” marking his third consecutive appearance in Honolulu—started all 16 regular-season games at middle linebacker and led the team in tackles for the second consecutive year with 128 (99 solo), including one sack (5 yds.). He also tallied two fumble recoveries and seven pass deflections, fourth most on the team. He recorded double figures in tackles in six games and registered 11 games in which he made at least eight stops. Wilson started at middle linebacker in an AFC Wild Card Game at Ind. (1/4) and recorded seven tackles (6 solo). In the season opener at Cin. (9/7), Wilson recorded a team-high 10 tackles (9 solo) and one pass deflection. At S.D. (9/14), he led the team again with nine tackles (7 solo) and one pass deflection. Against Oak. (9/22), he led the team with nine tackles (5 solo). Wilson led the team in tackles for the fourth consecutive game vs. Det. (9/28) when he registered a season-high 11 tackles (10 solo). At K.C. (10/5), he tallied nine tackles (5 solo) and a pass deflection. A week later vs. Pit. (10/12), Wilson recorded a season-high 15 tackles (10 solo) to help lead a dominant defensive performance.

WILSON'S SACKS BY QUARTERBACK

*denotes win (The Broncos are 14-7 in games in which Wilson records a sack.)

| QB | Sacks | Dates |
|------------------|-------|--|
| Trent Green | 3 | 1 vs. K.C., 10/27/01*, 1 at K.C., 10/20/02*, 1 at K.C., 12/19/04 |
| Rich Gannon | 2.5 | 1.5 at Oak., 9/17/00*, 1 at Oak., 10/10/99* |
| Kyle Boller | 1 | at Bal., 10/26/03 |
| Brooks Bollinger | 1 | vs. NYJ, 11/20/05* |
| Tom Brady | 1 | at N.E., 10/27/02* |
| Tim Couch | 1 | vs. Cle., 10/15/00* |
| Doug Flutie | 1 | at S.D., 10/21/01 |
| Matt Hasselbeck | 1 | at Sea., 11/17/02* |
| Kelly Holcomb | 1 | at Buf., 12/17/05* |
| Ryan Leaf | 1 | vs. S.D., 11/19/00* |
| Byron Leftwich | 1 | at Jac., 10/2/05* |
| Scott Mitchell | 1 | at Cin., 10/22/00 |
| Carson Palmer | 1 | at Cin., 10/25/04 |
| Chad Pennington | 1 | at NYJ, 12/8/02 |
| Jake Plummer | 1 | at Ari., 9/23/01* |
| Kurt Warner | 1 | vs. Stl., 9/8/02* |
| Drew Bledsoe | 0.5 | vs. N.E., 10/1/00 |
| Doug Johnson | 0.5 | at Ten., 12/25/04* |

He recorded his first sack of the season at Bal. (10/26) when he sacked Kyle Boller (5 yds.) on the first drive of the second half. Wilson finished the game with 12 tackles (11 solo) and a pass breakup. He added another 10 tackles (7 solo) vs. N.E. (11/3). Two weeks later vs. S.D. (11/16), Wilson recorded two solo tackles, a pass deflection and his first fumble recovery of the year on a botched snap to Doug Flutie. He tallied 10 tackles (6 solo) vs. Chi. (11/23) and recovered his second fumble of the season at Oak. (11/30). Wilson recorded seven tackles (6 solo) vs. K.C. (12/7), including half a sack on Chiefs quarterback Trent Green (2.5 yds.).

2002: Wilson—voted to his second consecutive Pro Bowl and named second-team All-NFL by *Football Digest*—played all 16 games (15 starts) at middle linebacker. He led the Broncos with a career-high 199 tackles (158 solo), including five sacks (35 yds.) to tie his career high, as well as four passes defended, a

PRO BOWL SELECTIONS BY BRONCOS LINEBACKERS

| Player | Yrs. w/Denver | Pro Bowls | Pro Bowl Yrs. |
|---------------------|-------------------|-----------|-------------------------|
| 1. Randy Gradishar | 1974-83 | 7 | 1975, '77-'79, '81-'83 |
| 2. Karl Mecklenburg | 1983-94 | 6 | 1985-'87, '89, '91, '93 |
| 3. Al Wilson | 1999-Pres. | 4 | 2001-03, '05 |
| 4. Tom Jackson | 1973-86 | 3 | 1977-79 |

forced fumble and two fumble recoveries. Wilson's 199 tackles rank seventh on Denver's all-time single-season list and were the most by a Bronco since linebacker Randy Gradishar had 224 in 1983. Wilson posted double figures in tackles in 12 games and had three sacks in a four-game stretch midseason. Wilson's first sack came in the opener vs. Stl. (9/8) when he dropped Kurt Warner in the third quarter. He recovered his first fumble of the year off running back LaDainian Tomlinson vs. S.D. (10/6) after it was stripped by Izell Reese. Wilson had a then career-high 20 tackles (17 solo) at K.C. (10/20), including a sack (5 yds.) of Trent Green. He posted his third sack of the season at N.E. (10/27) when he dropped Tom Brady for an 8-yard loss among his 13 tackles (9 solo). He also forced a fumble in the game and posted his first two pass breakups of the season. Wilson added his fourth sack of the season at Sea. (11/17) when he dropped Matt Hasselbeck. A week later vs. Ind. (11/24), he recovered a Peyton Manning fumble in the second quarter that led to a Broncos touchdown. Wilson was not credited with a start at S.D. (12/1) but did play every snap after the first series and posted a career-high 21 tackles (18 solo), his second 20-tackle effort of the season. At NYJ (12/8), he recorded his fifth sack of the year on Chad Pennington for a 5-yard loss and finished the contest with 16 tackles (12 solo). He posted 16 stops (14 solo) for the second consecutive week at Oak. (12/22).

2001: Wilson—selected to play in the Pro Bowl for the first time in his career—started all 16 games at middle linebacker and ranked second on the Broncos with a career-high 128 tackles (98 solo), including three sacks (25 yds.), while adding seven passes defended and a forced fumble. He was voted a co-defensive captain for the second half of the season. Wilson made at least five tackles in every game of the season and was crucial to the defense's success. He posted eight tackles (6 solo) in the season opener vs. NYG (9/10). His first sack came at Ari. (9/23) when he dropped Jake Plummer for a loss of eight yards. He posted another sack vs. K.C. (10/7) with a 10-yard takedown of Trent Green in a four-tackle game. He made a season-high 14 tackles at Sea. (10/14). At S.D. (10/21), Wilson tallied nine tackles (7 solo), including a sack of Doug Flutie for a loss of seven yards. Following a team-high eight-tackle (6 solo) effort on *Monday Night Football* at Oak. (11/5), he led Denver in tackles for the second week in a row vs. S.D. (11/11) with seven tackles (6 solo) and a pass breakup. He had nine tackles vs. Was. (11/18) while forcing one fumble. He recorded a team-best seven stops at Dal. (11/22) along with a pass breakup. Wilson had his second nine-tackle performance in as many weeks vs. Sea. (12/9) to raise his season total to 102, topping the 100-tackle plateau for the second year in a row. Wilson posted 11 tackles (8 solo) in the season finale at Ind. (1/6) and deflected one pass.

2000: Wilson played 15 regular-season games (14 starts) at middle linebacker, ranking fourth on the Broncos with a then career-high 104 tackles (73 solo), including a career-high five sacks (31 yds.), while also adding one forced fumble, six passes defended and a career-best three interceptions (21 yds.). Wilson started at middle linebacker in an AFC Wild Card Game at Bal. (12/31) and posted six tackles (4 solo) in his first postseason game. He started at middle linebacker in the opener at Stl. (9/4) and was spectacular, posting his first two career interceptions. His first came at the Denver 7-yard line with St. Louis threatening, and his second came in the end zone early in the fourth quarter as he ran stride-for-stride with Marshall Faulk and held perfect position. Wilson added four tackles (3 solo) against the Rams. However, he dislocated his left shoulder in the contest and was inactive for Denver's next game. He returned to action at Oak. (9/17) and posted six tackles (4 solo), including 1.5 sacks (5 yds.) of quarterback Rich Gannon, while forcing a fumble. He shared a sack of Drew Bledsoe with Trevor Pryce vs. N.E. (10/1). Wilson did not start vs. Cle. (10/15) with Denver opening the game in a nickel defensive package but played the entire game to make five tackles (4 solo), including a sack of Tim Couch for an 11-yard loss. He posted a sack in back-to-back games when he dropped Scott Mitchell the next week at Cin. (10/22). He raised his sack total to five when he took down Ryan Leaf for a 6-yard loss vs. S.D. (11/19). Wilson's third interception of the season came vs. Sea. (12/10), and he returned it 20 yards to the 7-yard line to set up Denver's first touchdown in a win. He posted a then career-high 15 tackles at K.C. (12/17) for his first career double-digit tackle game.

1999: Selected by the Broncos in the first round (31st overall) of the 1999 NFL Draft, Wilson played 16 games (12 starts) as a rookie, ranking third on the team with 88 tackles (70 solo) while totaling one sack (1 yd.), six passes defended, one forced fumble and two fumble recoveries. He also recorded three special-teams tackles. Wilson moved into a starting role at middle linebacker in Week 3 after regular starter John Mobley was placed

MOST TACKLES BY A BRONCO IN THE SHANAHAN ERA (1995-2005)

| Player | Pos. | Year | Tackles |
|---------------------|-----------|-------------|------------|
| 1. Al Wilson | LB | 2002 | 199 |
| 2. Ian Gold | LB | 2002 | 166 |
| 3. John Mobley | LB | 1997 | 162 |
| 4. Steve Atwater | S | 1995 | 148 |
| 5. John Mobley | LB | 2002 | 142 |

on injured reserve. He played the full game but did not start vs. NYJ (10/3) and Sea. (12/19) because the Broncos opened both games with an extra defensive back. After Mobley's injury in Week 2, Glenn Cadrez moved from the middle to fill Mobley's weakside spot, opening the door for Wilson. He played primarily in goal-line situations and on special teams in the season-opener vs. Mia. (9/13) but saw extensive action at middle linebacker at K.C. (9/19) after Mobley left the game in the first quarter and finished the game with nine tackles (8 solo). Wilson put together the finest all-around game of his young career at Oak. (10/10), matching his previous high-tackle total with nine (8 solo) while adding a sack (1 yd.), a forced fumble and a pass defended. He tied his career high again at N.E. (10/24) with nine stops (5 solo). Wilson recovered his first NFL fumble at S.D. (11/7) at the Chargers' 31-yard line to set up a Broncos touchdown. His second fumble recovery came vs. Sea. (12/19) and set up a field goal after a Maa Tanuvasa sack of Jon Kitna, which produced the fumble.

COLLEGE: Wilson was a four-year letterwinner and three-year starter at the University of Tennessee, where he was team captain as a senior, helping lead UT to a 13-0 record and a National Championship. Wilson anchored a Tennessee defense that helped it defeat No. 2 Florida State 23-16 in the Fiesta Bowl to claim the National Championship during the 1998 season. Starting at middle linebacker as a senior, he recorded 77 tackles (54 solo), four sacks (41 yds.) and six tackles-for-loss (7 yds.). Wilson was a second-team All-America selection by *Football News*, American Football Coaches Association and the Football Writers Association and was a first-team All-Southeastern Conference pick. He was a second-team All-Southeastern Conference selection (AP) as a junior, starting at left outside linebacker and calling the defensive signals. Wilson also started at left outside linebacker as a sophomore.

PERSONAL: Wilson was a *Blue Chip Illustrated*, *SuperPrep* and *Prep Football Report* All-America selection at Central Merry High School in Jackson, Tenn., as well as all-state and West Tennessee Player of the Year by the Lawrenceburg Quarterback Club. He recorded 163 tackles with three forced fumbles as a linebacker and rushed for 1,160 yards with 15 touchdowns as a senior. He rushed for more than 1,000 yards in each of his three years on offense — two at tailback and one at quarterback. Wilson was a three-year starter for a team that reached the playoffs in his junior and senior seasons. He also participated in basketball and track. He majored in educational business training at Tennessee. Aldra Kauwa Wilson was born June 21, 1977, in Jackson, Tenn. He has a son, Carrington Demond Wilson (8), and resides in Aurora, Colo.

WILSON'S REGULAR SEASON RECORD

| Year | Club | G | S | UT | A | TT | S-Yds. | I-Yds. | PD | FF | FR | TD-Int. | TD-FR | S | Pts. |
|----------------------|--------|------------|------------|------------|------------|------------|-----------------|-------------|-----------|----------|----------|----------|----------|----------|----------|
| 1999 | Denver | 16 | 12 | 70 | 18 | 88 | 1-1 | 0-0 | 6 | 1 | 2 | 0 | 0 | 0 | 0 |
| 2000 | Denver | 15 | 14 | 73 | 31 | 104 | 5-31 | 3-21 | 6 | 1 | 0 | 0 | 0 | 0 | 0 |
| 2001 | Denver | 16 | 16 | 98 | 30 | 128 | 3-25 | 0-0 | 7 | 1 | 0 | 0 | 0 | 0 | 0 |
| 2002 | Denver | 16 | 15 | 158 | 41 | 199 | 5-35 | 0-0 | 4 | 1 | 2 | 0 | 0 | 0 | 0 |
| 2003 | Denver | 16 | 16 | 99 | 29 | 128 | 1-5 | 0-0 | 7 | 0 | 2 | 0 | 0 | 0 | 0 |
| 2004 | Denver | 16 | 16 | 73 | 36 | 109 | 2.5-20 | 2-17 | 4 | 2 | 0 | 1 | 0 | 0 | 6 |
| 2005 | Denver | 15 | 15 | 72 | 18 | 90 | 3-12 | 0-0 | 9 | 2 | 1 | 0 | 0 | 0 | 0 |
| CAREER TOTALS | | 110 | 104 | 643 | 203 | 846 | 20.5-129 | 5-38 | 43 | 8 | 7 | 1 | 0 | 0 | 6 |

ADDITIONAL STATISTICS: Special teams tackles — 1999 (3), 2000 (1), TOTAL (4). Recovered a blocked field goal and advanced it 16 yards vs. Washington (10/9/05).

WILSON'S POSTSEASON RECORD

| Year | Club | G | S | UT | A | TT | S-Yds. | I-Yds. | PD | FF | FR | TD-Int. | TD-FR | S | Pts. |
|----------------------|--------|----------|----------|-----------|----------|-----------|------------|------------|----------|----------|----------|----------|----------|----------|----------|
| 2000 | Denver | 1 | 1 | 4 | 2 | 6 | 0-0 | 0-0 | 0 | 0 | 0 | 0 | 0 | 0 | 0 |
| 2003 | Denver | 1 | 1 | 6 | 1 | 7 | 0-0 | 0-0 | 0 | 0 | 0 | 0 | 0 | 0 | 0 |
| 2004 | Denver | 1 | 1 | 4 | 2 | 6 | 0-0 | 0-0 | 0 | 0 | 0 | 0 | 0 | 0 | 0 |
| 2005 | Denver | 2 | 2 | 11 | 4 | 15 | 0-0 | 0-0 | 2 | 0 | 0 | 0 | 0 | 0 | 0 |
| CAREER TOTALS | | 5 | 5 | 25 | 9 | 34 | 0-0 | 0-0 | 2 | 0 | 0 | 0 | 0 | 0 | 0 |

WILSON'S SINGLE GAME HIGHS

(Postseason in parentheses)

Sacks — 1.5 at Oakland, 9/17/00 (none). **Sack yards** — 11 vs. Cleveland, 10/15/00 (none). **Interceptions** — 2 at St. Louis, 9/4/00 (none). **Interception return yards** — 20 vs. Seattle, 12/10/00 (none).

WILSON'S MULTIPLE SACK GAMES (1)

*denotes win (The Broncos are 1-0 when Wilson records more than one sack in a game.)

| Date | Opponent | S-Yds. |
|---------|-------------|--------|
| 9/17/00 | at Oakland* | 1.5-5 |

DID YOU KNOW?

The Broncos were the first AFL team ever to defeat an NFL team when they beat the Detroit Lions 13-7 on Aug. 5, 1967, in a preseason game at the University of Denver Stadium.

AL WILSON CAREER GAME-BY-GAME

(victories asterisked)

| 1999 DENVER (6-10) | | TACKLES | | | | | | | | | |
|------------------------------|-----------------|---------|--------------|-----------|-----------|-----------|------------|------------|----------|----------|----------|
| Date | Opponent | P/S | UT | A | TT | S-Yds. | I-Yds. | PD | FF | FR | |
| Sep 13 | vs. Miami | P | 2 | 0 | 2 | 0-0 | 0-0 | 0 | 0 | 0 | |
| Sep 19 | at Kansas City | P | 8 | 1 | 9 | 0-0 | 0-0 | 0 | 0 | 0 | |
| Sep 26 | at Tampa Bay | P | 4 | 3 | 7 | 0-0 | 0-0 | 0 | 0 | 0 | |
| Oct 3 | vs. N.Y. Jets | P | 3 | 1 | 4 | 0-0 | 0-0 | 0 | 0 | 0 | |
| Oct 10 | at Oakland* | P | 8 | 1 | 9 | 1-1 | 0-0 | 1 | 1 | 0 | |
| Oct 17 | vs. Green Bay* | P | 2 | 0 | 2 | 0-0 | 0-0 | 1 | 0 | 0 | |
| Oct 24 | at New England | P | 5 | 4 | 9 | 0-0 | 0-0 | 0 | 0 | 0 | |
| Oct 31 | vs. Minnesota | P | 6 | 0 | 6 | 0-0 | 0-0 | 1 | 0 | 0 | |
| Nov 7 | at San Diego* | P | 7 | 1 | 8 | 0-0 | 0-0 | 1 | 0 | 1 | |
| Nov 14 | at Seattle | P | 6 | 0 | 6 | 0-0 | 0-0 | 0 | 0 | 0 | |
| Nov 22 | vs. Oakland* | P | 4 | 1 | 5 | 0-0 | 0-0 | 2 | 0 | 0 | |
| Dec 5 | vs. Kansas City | P | 4 | 4 | 8 | 0-0 | 0-0 | 0 | 0 | 0 | |
| Dec 13 | at Jacksonville | P | 2 | 0 | 2 | 0-0 | 0-0 | 0 | 0 | 0 | |
| Dec 19 | vs. Seattle* | P | 2 | 0 | 2 | 0-0 | 0-0 | 0 | 0 | 1 | |
| Dec 25 | at Detroit* | P | 3 | 0 | 3 | 0-0 | 0-0 | 0 | 0 | 0 | |
| Jan 2 | vs. San Diego | P | 4 | 2 | 6 | 0-0 | 0-0 | 0 | 0 | 0 | |
| Regular Season Totals | | | 16/12 | 70 | 18 | 88 | 1-1 | 0-0 | 6 | 1 | 2 |

| 2000 DENVER (11-5) | | TACKLES | | | | | | | | | |
|------------------------------|--------------------|---------|------------------------------------|-----------|-----------|------------|-------------|-------------|----------|----------|----------|
| Date | Opponent | P/S | UT | A | TT | S-Yds. | I-Yds. | PD | FF | FR | |
| Sep 4 | at St. Louis | S | 3 | 1 | 4 | 0-0 | 2-1 | 0 | 0 | 0 | |
| Sep 10 | vs. Atlanta* | S | INACTIVE—LEFT SHOULDER DISLOCATION | | | | | | | | |
| Sep 17 | at Oakland* | S | 4 | 2 | 6 | 1.5-5 | 0-0 | 0 | 1 | 0 | |
| Sep 24 | vs. Kansas City | S | 4 | 2 | 6 | 0-0 | 0-0 | 2 | 0 | 0 | |
| Oct 1 | vs. New England | S | 5 | 4 | 9 | 0.5-0 | 0-0 | 1 | 0 | 0 | |
| Oct 8 | at San Diego* | S | 4 | 3 | 7 | 0-0 | 0-0 | 0 | 0 | 0 | |
| Oct 15 | vs. Cleveland* | P | 4 | 1 | 5 | 1-11 | 0-0 | 0 | 0 | 0 | |
| Oct 22 | at Cincinnati | P | 5 | 1 | 6 | 1-9 | 0-0 | 1 | 0 | 0 | |
| Nov 5 | at N.Y. Jets* | S | 7 | 1 | 8 | 0-0 | 0-0 | 0 | 0 | 0 | |
| Nov 13 | vs. Oakland* | S | 8 | 0 | 8 | 0-0 | 0-0 | 0 | 0 | 0 | |
| Nov 19 | vs. San Diego* | S | 5 | 3 | 8 | 1-6 | 0-0 | 0 | 0 | 0 | |
| Nov 26 | at Seattle* | S | 3 | 3 | 6 | 0-0 | 0-0 | 0 | 0 | 0 | |
| Dec 3 | at New Orleans* | S | 2 | 1 | 3 | 0-0 | 0-0 | 0 | 0 | 0 | |
| Dec 10 | vs. Seattle* | S | 5 | 3 | 8 | 0-0 | 1-20 | 1 | 0 | 0 | |
| Dec 17 | at Kansas City | S | 11 | 4 | 15 | 0-0 | 0-0 | 0 | 0 | 0 | |
| Dec 23 | vs. San Francisco* | S | 3 | 2 | 5 | 0-0 | 0-0 | 1 | 0 | 0 | |
| Regular Season Totals | | | 15/14 | 73 | 31 | 104 | 5-31 | 3-21 | 6 | 1 | 0 |
| Dec 31 | at Baltimore† | S | 4 | 2 | 6 | 0-0 | 0-0 | 0 | 0 | 0 | |
| Postseason Totals | | | 1/1 | 4 | 2 | 6 | 0-0 | 0-0 | 0 | 0 | 0 |

†AFC Wild Card Playoff Game

| 2001 DENVER (8-8) | | TACKLES | | | | | | | | | |
|------------------------------|------------------|---------|--------------|-----------|-----------|------------|-------------|------------|----------|----------|----------|
| Date | Opponent | P/S | UT | A | TT | S-Yds. | I-Yds. | PD | FF | FR | |
| Sep 10 | vs. N.Y. Giants* | S | 6 | 2 | 8 | 0-0 | 0-0 | 0 | 0 | 0 | |
| Sep 23 | at Arizona* | S | 4 | 1 | 5 | 1-8 | 0-0 | 0 | 0 | 0 | |
| Sep 30 | vs. Baltimore | S | 6 | 0 | 6 | 0-0 | 0-0 | 0 | 0 | 0 | |
| Oct 7 | vs. Kansas City* | S | 4 | 0 | 4 | 1-10 | 0-0 | 1 | 0 | 0 | |
| Oct 14 | at Seattle | S | 11 | 3 | 14 | 0-0 | 0-0 | 0 | 0 | 0 | |
| Oct 21 | at San Diego | S | 7 | 2 | 9 | 1-7 | 0-0 | 0 | 0 | 0 | |
| Oct 28 | vs. New England* | S | 5 | 2 | 7 | 0-0 | 0-0 | 1 | 0 | 0 | |
| Nov 5 | at Oakland | S | 6 | 2 | 8 | 0-0 | 0-0 | 0 | 0 | 0 | |
| Nov 11 | vs. San Diego* | S | 6 | 1 | 7 | 0-0 | 0-0 | 1 | 0 | 0 | |
| Nov 18 | vs. Washington | S | 5 | 4 | 9 | 0-0 | 0-0 | 1 | 1 | 0 | |
| Nov 22 | at Dallas* | S | 5 | 2 | 7 | 0-0 | 0-0 | 1 | 0 | 0 | |
| Dec 2 | at Miami | S | 8 | 1 | 9 | 0-0 | 0-0 | 0 | 0 | 0 | |
| Dec 9 | vs. Seattle* | S | 5 | 4 | 9 | 0-0 | 0-0 | 0 | 0 | 0 | |
| Dec 16 | at Kansas City | S | 6 | 1 | 7 | 0-0 | 0-0 | 0 | 0 | 0 | |
| Dec 30 | vs. Oakland* | S | 6 | 2 | 8 | 0-0 | 0-0 | 1 | 0 | 0 | |
| Jan 6 | at Indianapolis | S | 8 | 3 | 11 | 0-0 | 0-0 | 1 | 0 | 0 | |
| Regular Season Totals | | | 16/16 | 98 | 30 | 128 | 3-25 | 0-0 | 7 | 1 | 0 |

| 2002 DENVER (9-7) | | TACKLES | | | | | | | | | |
|------------------------------|-------------------|---------|--------------|------------|-----------|------------|-------------|------------|----------|----------|----------|
| Date | Opponent | P/S | UT | A | TT | S-Yds. | I-Yds. | PD | FF | FR | |
| Sep 8 | vs. St. Louis* | S | 11 | 1 | 12 | 1-9 | 0-0 | 0 | 0 | 0 | |
| Sep 15 | at San Francisco* | S | 9 | 2 | 11 | 0-0 | 0-0 | 0 | 0 | 0 | |
| Sep 22 | vs. Buffalo* | S | 7 | 3 | 10 | 0-0 | 0-0 | 0 | 0 | 0 | |
| Sep 30 | at Baltimore | S | 8 | 3 | 11 | 0-0 | 0-0 | 0 | 0 | 0 | |
| Oct 6 | vs. San Diego* | S | 5 | 3 | 8 | 0-0 | 0-0 | 0 | 0 | 1 | |
| Oct 13 | vs. Miami | S | 10 | 2 | 12 | 0-0 | 0-0 | 0 | 0 | 0 | |
| Oct 20 | at Kansas City* | S | 17 | 3 | 20 | 1-5 | 0-0 | 0 | 0 | 0 | |
| Oct 27 | at New England* | S | 9 | 4 | 13 | 1-8 | 0-0 | 2 | 1 | 0 | |
| Nov 11 | vs. Oakland | S | 7 | 1 | 8 | 0-0 | 0-0 | 0 | 0 | 0 | |
| Nov 17 | at Seattle* | S | 7 | 2 | 9 | 1-8 | 0-0 | 0 | 0 | 0 | |
| Nov 24 | vs. Indianapolis | S | 9 | 2 | 11 | 0-0 | 0-0 | 0 | 0 | 1 | |
| Dec 1 | at San Diego | P | 18 | 3 | 21 | 0-0 | 0-0 | 0 | 0 | 0 | |
| Dec 8 | at N.Y. Jets | S | 7 | 2 | 9 | 1-5 | 0-0 | 1 | 0 | 0 | |
| Dec 15 | vs. Kansas City* | S | 12 | 4 | 16 | 0-0 | 0-0 | 0 | 0 | 0 | |
| Dec 22 | at Oakland | S | 14 | 2 | 16 | 0-0 | 0-0 | 0 | 0 | 0 | |
| Dec 29 | vs. Arizona* | S | 8 | 4 | 12 | 0-0 | 0-0 | 1 | 0 | 0 | |
| Regular Season Totals | | | 16/15 | 158 | 41 | 199 | 5-35 | 0-0 | 4 | 1 | 2 |

| 2003 DENVER (10-6) TACKLES | | | | | | | | | | |
|------------------------------|------------------|--------------|-----------|-----------|------------|------------|------------|----------|----------|----------|
| Date | Opponent | P/S | UT | A | TT | S-Yds. | I-Yds | PD | FF | FR |
| Sep 7 | at Cincinnati* | S | 9 | 1 | 10 | 0-0 | 0-0 | 1 | 0 | 0 |
| Sep 14 | at San Diego* | S | 7 | 2 | 9 | 0-0 | 0-0 | 1 | 0 | 0 |
| Sep 21 | vs. Oakland* | S | 5 | 4 | 9 | 0-0 | 0-0 | 0 | 0 | 0 |
| Sep 28 | vs. Detroit* | S | 10 | 1 | 11 | 0-0 | 0-0 | 0 | 0 | 0 |
| Oct 5 | at Kansas City | S | 5 | 4 | 9 | 0-0 | 0-0 | 2 | 0 | 0 |
| Oct 12 | vs. Pittsburgh* | S | 10 | 5 | 15 | 0-0 | 0-0 | 0 | 0 | 0 |
| Oct 19 | at Minnesota | S | 7 | 1 | 8 | 0-0 | 0-0 | 0 | 0 | 0 |
| Oct 26 | at Baltimore | S | 11 | 1 | 12 | 1-5 | 0-0 | 1 | 0 | 0 |
| Nov 3 | vs. New England | S | 7 | 3 | 10 | 0-0 | 0-0 | 0 | 0 | 0 |
| Nov 16 | vs. San Diego* | S | 2 | 0 | 2 | 0-0 | 0-0 | 1 | 0 | 1 |
| Nov 23 | vs. Chicago | S | 6 | 4 | 10 | 0-0 | 0-0 | 0 | 0 | 0 |
| Nov 30 | at Oakland* | S | 2 | 1 | 3 | 0-0 | 0-0 | 0 | 0 | 1 |
| Dec 7 | vs. Kansas City* | S | 6 | 0 | 6 | 0-0 | 0-0 | 0 | 0 | 0 |
| Dec 14 | vs. Cleveland* | S | 7 | 1 | 8 | 0-0 | 0-0 | 1 | 0 | 0 |
| Dec 21 | at Indianapolis* | S | 2 | 0 | 2 | 0-0 | 0-0 | 0 | 0 | 0 |
| Dec 28 | at Green Bay | S | 3 | 1 | 4 | 0-0 | 0-0 | 0 | 0 | 0 |
| Regular Season Totals | | 16/16 | 99 | 29 | 128 | 1-5 | 0-0 | 7 | 0 | 2 |
| Jan 4 | at Indianapolis† | S | 6 | 1 | 7 | 0-0 | 0-0 | 0 | 0 | 0 |
| Postseason Totals | | 1/1 | 6 | 1 | 7 | 0-0 | 0-0 | 0 | 0 | 0 |

†AFC Wild Card Playoff Game

| 2004 DENVER (10-6) TACKLES | | | | | | | | | | |
|------------------------------|-------------------|--------------|-----------|-----------|------------|---------------|-------------|----------|----------|----------|
| Date | Opponent | P/S | UT | A | TT | S-Yds. | I-Yds | PD | FF | FR |
| Sep 12 | vs. Kansas City* | S | 5 | 0 | 5 | 0-0 | 0-0 | 0 | 0 | 0 |
| Sep 19 | at Jacksonville | S | 0 | 1 | 1 | 0-0 | 0-0 | 1 | 0 | 0 |
| Sep 26 | vs. San Diego* | S | 4 | 4 | 8 | 0-0 | 0-0 | 0 | 0 | 0 |
| Oct 3 | at Tampa Bay* | S | 2 | 3 | 5 | 0-0 | 0-0 | 0 | 0 | 0 |
| Oct 10 | vs. Carolina* | S | 7 | 3 | 10 | 0-0 | 0-0 | 0 | 0 | 0 |
| Oct 17 | at Oakland* | S | 2 | 2 | 4 | 0-0 | 0-0 | 0 | 0 | 0 |
| Oct 25 | at Cincinnati | S | 6 | 4 | 10 | 1-10 | 0-0 | 0 | 0 | 0 |
| Oct 31 | vs. Atlanta | S | 5 | 3 | 8 | 0-0 | 0-0 | 0 | 1 | 0 |
| Nov 7 | vs. Houston* | S | 6 | 3 | 9 | 0-0 | 0-0 | 1 | 0 | 0 |
| Nov 21 | at New Orleans* | S | 6 | 2 | 8 | 0-0 | 1-7 | 1 | 0 | 0 |
| Nov 28 | vs. Oakland | S | 5 | 3 | 8 | 0-0 | 0-0 | 0 | 0 | 0 |
| Dec 5 | at San Diego | S | 4 | 2 | 6 | 0-0 | 0-0 | 0 | 0 | 0 |
| Dec 12 | vs. Miami* | S | 3 | 2 | 5 | 0-0 | 1-10 | 1 | 0 | 0 |
| Dec 19 | at Kansas City | S | 6 | 1 | 7 | 1-7 | 0-0 | 0 | 1 | 0 |
| Dec 25 | at Tennessee* | S | 3 | 1 | 4 | 5-3 | 0-0 | 0 | 0 | 0 |
| Jan 2 | vs. Indianapolis* | S | 9 | 2 | 11 | 0-0 | 0-0 | 0 | 0 | 0 |
| Regular Season Totals | | 16/16 | 73 | 36 | 109 | 2.5-20 | 2-17 | 4 | 2 | 0 |
| Jan 9 | at Indianapolis† | S | 4 | 2 | 6 | 0-0 | 0-0 | 0 | 0 | 0 |
| Postseason Totals | | 1/1 | 4 | 2 | 6 | 0-0 | 0-0 | 0 | 0 | 0 |

†AFC Wild Card Playoff Game

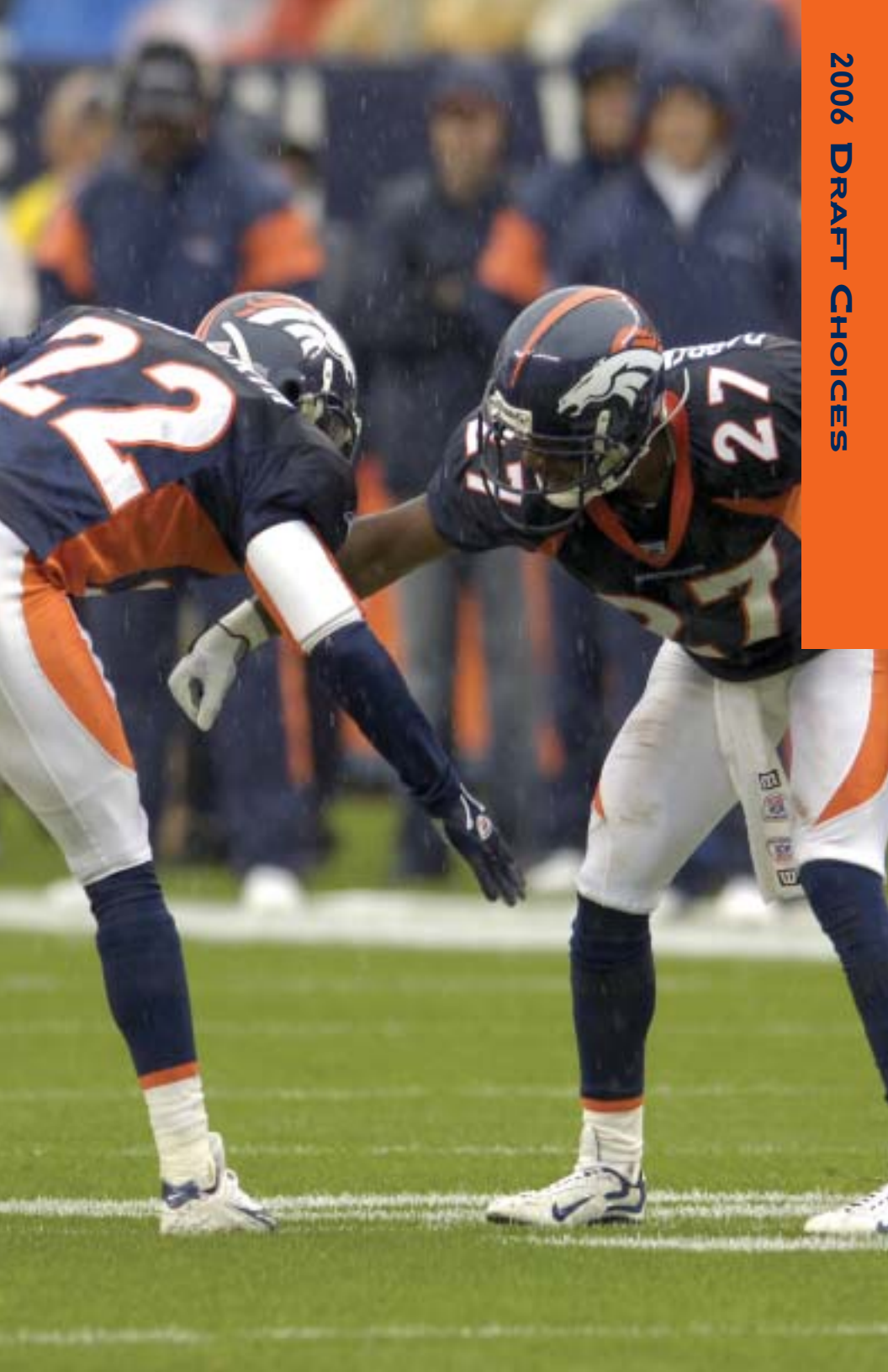
| 2005 DENVER (13-3) TACKLES | | | | | | | | | | |
|------------------------------|--------------------|--------------|-----------|-----------|-----------|-------------|------------|----------|----------|----------|
| Date | Opponent | P/S | UT | A | TT | S-Yds. | I-Yds | PD | FF | FR |
| Sep 11 | at Miami | S | 5 | 0 | 5 | 0-0 | 0-0 | 0 | 0 | 0 |
| Sep 18 | vs. San Diego* | S | 9 | 1 | 10 | 0-0 | 0-0 | 0 | 0 | 0 |
| Sep 26 | vs. Kansas City* | S | 6 | 0 | 6 | 0-0 | 0-0 | 1 | 0 | 0 |
| Oct 2 | at Jacksonville* | S | 4 | 2 | 6 | 1-2 | 0-0 | 0 | 2 | 0 |
| Oct 9 | vs. Washington* | S | 6 | 1 | 7 | 0-0 | 0-0 | 1 | 0 | 1 |
| Oct 16 | vs. New England* | S | 5 | 2 | 7 | 0-0 | 0-0 | 1 | 0 | 0 |
| Oct 23 | at N.Y. Giants | S | 6 | 1 | 7 | 0-0 | 0-0 | 1 | 0 | 0 |
| Oct 30 | vs. Philadelphia* | S | 4 | 1 | 5 | 0-0 | 0-0 | 1 | 0 | 0 |
| Nov 13 | at Oakland* | S | 4 | 3 | 7 | 0-0 | 0-0 | 1 | 0 | 0 |
| Nov 20 | vs. N.Y. Jets* | S | 3 | 2 | 5 | 1-5 | 0-0 | 0 | 0 | 0 |
| Nov 24 | at Dallas* | S | 2 | 1 | 3 | 0-0 | 0-0 | 0 | 0 | 0 |
| Dec 4 | at Kansas City | S | 4 | 0 | 4 | 0-0 | 0-0 | 0 | 0 | 0 |
| Dec 11 | vs. Baltimore* | S | 5 | 2 | 7 | 0-0 | 0-0 | 0 | 0 | 0 |
| Dec 17 | at Buffalo* | S | 5 | 1 | 6 | 1-5 | 0-0 | 3 | 0 | 0 |
| Dec 24 | vs. Oakland* | S | 4 | 1 | 5 | 0-0 | 0-0 | 0 | 0 | 0 |
| Dec 31 | at San Diego* | S | | | | | | | | |
| INACTIVE—THUMB | | | | | | | | | | |
| Regular Season Totals | | 15/15 | 72 | 18 | 90 | 3-12 | 0-0 | 9 | 2 | 1 |
| Jan 14 | vs. New England* † | S | 6 | 3 | 9 | 0-0 | 0-0 | 2 | 0 | 0 |
| Jan 22 | vs. Pittsburgh§ | S | 5 | 1 | 6 | 0-0 | 0-0 | 0 | 0 | 0 |
| Postseason Totals | | 2/2 | 11 | 4 | 15 | 0-0 | 0-0 | 2 | 0 | 0 |

†AFC Divisional Playoff Game; §AFC Championship Game

DID YOU KNOW?

The Broncos' 13-10 win against the Boston Patriots at Boston University Field on Friday, Sept. 9, 1960, did more than mark the franchise's first victory in its first-ever regular-season game. Denver's contest at Boston also was the first regular-season game in American Football League history.

2006 DRAFT CHOICES



2006 DENVER BRONCOS DRAFT CHOICES BY ROUND

| Rd. | Choice | Player | Pos. | Ht. | Wt. | School |
|-----|--------|------------------|------|------|-----|------------------|
| 1 | 11 | Jay Cutler | QB | 6-3 | 233 | Vanderbilt |
| 2 | 61 | Tony Scheffler | TE | 6-5 | 250 | Western Michigan |
| 4a | 119 | Brandon Marshall | WR | 6-4 | 222 | Central Florida |
| 4b | 126 | Elvis Dumervil | DE | 5-11 | 250 | Louisville |
| 4c | 130 | Domenik Hixon | WR | 6-2 | 185 | Akron |
| 5 | 161 | Chris Kuper | G | 6-4 | 302 | North Dakota |
| 6 | 198 | Greg Eslinger | C | 6-3 | 290 | Minnesota |



JAY CUTLER

6-3 • 233 • VANDERBILT

BORN: April 29, 1983, in Santa Claus, Ind.

HIGH SCHOOL: Heritage Hills High School, Lincoln City, Ind.

RESIDES: Santa Claus, Ind.

DRAFTED: First Round (11th overall)

QUARTERBACK

CUTLER AT A GLANCE:

- A four-year starting quarterback at Vanderbilt University, where he set school career records for total offense (9,953 yards), touchdown passes (59), passing yardage (8,697), pass completions (710), pass attempts (1,242) and combined touchdowns (76).
- Named Southeastern Conference Offensive Player of the Year (coaches and media) as well as a finalist for the Johnny Unitas Golden Arm Award, given to the nation's top senior quarterback, in 2005 after leading the SEC with a school-record 3,288 yards of total offense.
- Became the first player in Vanderbilt history to record four consecutive 300-yard passing games in 2005 en route to totaling the second-most passing yards in a season in school history (3,073) as a first-team All-SEC selection.
- Started all 45 games played at Vanderbilt, the most by a quarterback in school history, and did not miss a game due to injury despite being sacked 88 times for his career.
- Served as Vanderbilt's team captain for three years, becoming the first player at the school to accomplish that feat in 113 seasons.
- Led Vanderbilt to its first victory against Tennessee since 1982 with a road win in his final collegiate game, tossing the game-winning touchdown pass for his final collegiate throw.
- Led Heritage Hills High School in Lincoln City, Ind., to its first state title in school history as a first-team all-state selection during his senior year.
- Selected by the Broncos in the first round (11th overall) of the 2006 NFL Draft on his 23rd birthday, becoming the first Vanderbilt player drafted in the first round since 1986 and the first-ever Commodore selected by the Broncos.



2005: Cutler, in his third year as Vanderbilt's captain, ranked ninth in the nation in total offense (298.9 yards per game) and fifth in pass completions (24.8) as a senior while recording one of the finest seasons as a quarterback in school history. An 11-game starter, the senior completed 273-of-462 passes (59.1%) for a collegiate-best 3,073 yards, 21 touchdowns and nine interceptions as SEC Offensive Player of the Year (coaches and media). With his selection as the league's player of the year, Cutler became the first Vanderbilt player to earn the award since end Bob Goodridge in 1967. A finalist for the Johnny Unitas Golden Arm Award (nation's top senior quarterback), Cutler became the first Vandy quarterback since Kurt Page in 1984 to be named first-team All-SEC by the league's coaches and paced the conference with a school-record 3,288 yards of total offense. With his senior-season performance, Cutler joined Page (3,178 in 1983) as the only Commodores to throw for more than 3,000 yards in a season while his 273 completions on 462 attempts ranked second in the school's single season list behind Page (286-of-493 in 1983). He fell one touchdown pass short of Whit Taylor's school standard for passing scores in a single season. In addition to his passing exploits, Cutler ranked third on the team with 215 rushing yards with one touchdown on 106 carries. Cutler established many passing records by a Vanderbilt senior quarterback, including touchdown passes, completions, passing yards, attempts and total plays (568). He became the first quarterback in school history to record four consecutive 300-yard

passing performances as he eclipsed that plateau in outings against South Carolina, Florida, Kentucky and Tennessee to conclude his season. During that four-game stretch, Cutler amassed 1,410 passing yards with 13 touchdown passes. Against Kentucky (11/12) in Vanderbilt's home finale, Cutler set several school records by completing 39-of-66 passes (59.1%) for 395 yards with five touchdowns. Four of his touchdowns came in the second half to narrow a 31-point deficit to five points. In the Commodores' first two games—road contests at Wake Forest and Arkansas—Cutler guided Vanderbilt to come-from-behind victories with last-minute touchdown drives. At Florida (11/5) in an ESPN-televised night game, Cutler threw for 361 yards and four touchdowns, including two in the final 2:17 of regulation to send the game into overtime. Cutler's last collegiate pass resulted in a game-winning 5-yard touchdown to Earl Bennett to secure a 28-24 comeback victory at Tennessee (11/19), marking Vandy's first win against Tennessee since 1982 and first win in Knoxville since 1975.

2004: Cutler earned Vanderbilt's Offensive Back MVP Award as he completed 61.0 percent of his passes, the school's highest completion percentage by a quarterback (min. 125 attempts) in a season. Cutler completed 147-of-241 attempts for 1,844 yards with 10 touchdowns and a career-low five interceptions as an 11-game starter. The five interceptions marked the lowest single-season number by a Commodores passer with at least 200 attempts. He totaled the most rushing scores (6) and the second-most rushing yards (349) of all SEC quarterbacks while posting 2,193 yards of total offense, marking the 10th-best season total in school annals. He garnered Offensive Player of the Week honors after his performances against Mississippi State and Rutgers. In the game against Florida (11/6), he suffered an ankle injury but continued to play on it against Kentucky and Tennessee (11/20), a game in which he threw for 314 yards with three touchdowns.

2003: Cutler established nearly all of the school's sophomore passing records in starting all 12 games for Vanderbilt as the team's Offensive Back co-MVP Award winner. He set the school's sophomore standards in completions (187), attempts (327), passing yards (2,347) and touchdown passes (18). Cutler's 57.2 completion percentage was the highest by a Commodore since Mike Healy's 57.7 rate in 1990, and his 18 touchdown tosses stood as the second most in a single season in school history. Cutler, who threw 13 interceptions, also posted 115 rushing attempts for 299 yards with one touchdown. He earned the Southeastern Conference Offensive Player of the Week honors after throwing four touchdowns and rushing for 129 yards in a win over Kentucky (11/15). He established a season high with 319 passing yards at South Carolina (10/25).

2002: Cutler started 11 games for the Commodores as a redshirt freshman, earning third-team Freshman All-America honors from *The Sporting News* and first-team Freshman All-Southeastern Conference accolades by the league's coaches and the Associated Press. He completed 103-of-212 passes (48.6%) for 1,433 yards with 10 touchdowns and nine interceptions. He also was the team's second-leading rusher with a career-best 393 yards with nine touchdowns on 123 carries. He established Vanderbilt freshman records for touchdown passes as well as total offense (1,826 yards).

2001: Cutler redshirted as a true freshman at Vanderbilt in 2001.

HIGH SCHOOL: Cutler started at quarterback and safety for three years at Heritage Hills High School in Lincoln City, Ind. A first-team all-state selection (Associated Press and coaches) as a senior, Cutler served as the team captain and led the school to a 15-0 record and the school's first state title, hauling in the game-winning 12-yard touchdown pass off a lateral to win the championship. He connected on 122-of-202 passes (60.4%) for 2,252 yards with 31 touchdowns while rushing 65 times for 493 yards with 11 touchdowns. He was named Indiana Offensive Player of the Year by S&L Publishing Group. Defensively, Cutler registered 88 tackles and nine interceptions as a safety. As a junior, he led Heritage Hills to an 11-1 record while passing for 1,200 yards with 14 touchdowns. In addition to playing football in high school, Cutler was a first-team all-state selection in basketball, recording 20 points per game in his final season. He also garnered honorable mention all-state accolades as a shortstop, hitting better than .400 as a junior and senior.

PERSONAL: Cutler completed his degree in Human and Organizational Development in December 2005. In strength tests leading up to the NFL Combine, he bench pressed 225 pounds 27 times and had a maximum press of 400 pounds. Cutler crew up in a subdivision called Christmas Village in the Southern Indiana town of Santa Claus. His father, Jack, works for the Indiana state police and his mother, Sandy, is a part-time teacher. Jay Cutler was born on April 29, 1983, in Santa Claus, Ind.

CUTLER'S COLLEGIATE RECORD — VANDERBILT

| Year | School | G | S | Att. | Comp. | Pct. | Yds. | Yds./Att. | TD | % | Int. | % | LG | Sack/Yds. | Rtg. |
|----------------------|------------|-----------|-----------|--------------|------------|-------------|--------------|-------------|-----------|------------|-----------|------------|-----------|---------------|--------------|
| 2001 | Vanderbilt | | | | | | | | | | | | | | |
| 2002 | Vanderbilt | 11 | 11 | 212 | 103 | 48.6 | 1,433 | 6.76 | 10 | 4.7 | 9 | 4.3 | 59 | 19/116 | 112.4 |
| 2003 | Vanderbilt | 12 | 12 | 327 | 187 | 57.2 | 2,347 | 7.18 | 18 | 5.5 | 13 | 4.0 | 59 | 17/124 | 127.7 |
| 2004 | Vanderbilt | 11 | 11 | 241 | 147 | 61.0 | 1,844 | 7.65 | 10 | 4.1 | 5 | 2.1 | 80 | 29/195 | 134.8 |
| 2005 | Vanderbilt | 11 | 11 | 462 | 273 | 59.1 | 3,073 | 6.65 | 21 | 4.5 | 9 | 1.9 | 47 | 23/165 | 126.1 |
| CAREER TOTALS | | 45 | 45 | 1,242 | 710 | 57.2 | 8,697 | 7.00 | 59 | 4.8 | 34 | 2.9 | 80 | 88/600 | 126.2 |

| | | RUSHING | | | | | SCORING | | | | | | | |
|---------------|------------|---------|-------|------|----|----|------------|----|-----|-----|------|-----|------|----|
| Year | School | Att. | Yds. | Avg. | LG | TD | REDSHIRTED | TD | TDr | TDp | TDrI | 2pt | Pts. | |
| 2001 | Vanderbilt | | | | | | | | | | | | | |
| 2002 | Vanderbilt | 123 | 393 | 3.2 | 61 | 9 | | | 9 | 9 | 0 | 0 | 0 | 54 |
| 2003 | Vanderbilt | 115 | 299 | 2.6 | 51 | 1 | | | 1 | 1 | 0 | 0 | 0 | 6 |
| 2004 | Vanderbilt | 109 | 349 | 3.2 | 55 | 6 | | | 6 | 6 | 0 | 0 | 1 | 38 |
| 2005 | Vanderbilt | 106 | 215 | 2.0 | 55 | 1 | | | 1 | 1 | 0 | 0 | 1 | 8 |
| CAREER TOTALS | | 453 | 1,256 | 2.8 | 55 | 17 | | 17 | 17 | 0 | 0 | 2 | 106 | |



TONY SCHEFFLER

6-5 • 250 • WESTERN MICHIGAN

BORN: Feb. 15, 1983, in Morenci, Mich.

HIGH SCHOOL: Chelsea High School, Chelsea, Mich.

RESIDES: Chelsea, Mich.

DRAFTED: Second Round (61st overall)

88

TIGHT END

SCHEFFLER AT A GLANCE:

- A tight end who twice earned first-team All-Mid-American Conference honors at the position for Western Michigan University and was a starter on the school's baseball team.
- Totaled 110 of his 117 career receptions during his final two years at WMU after competing as a wide receiver during his first two collegiate seasons.
- Finished his career second in WMU annals in receptions (117) and receiving yards (1,345) by a tight end.
- Received honorable mention All-America honors from *College Football News* and placed fourth in voting for the John Mackey Award (nation's best tight end) as a senior in 2005, recording a career-high 57 catches for 670 yards (11.8 avg.) with nine touchdowns.
- Led all MAC tight ends with 53 receptions as a junior in 2004, his first year at the position, after recovering from a fractured right clavicle that limited him to one game in 2003.
- Earned *Detroit News* Dream Team honors as a receiver at Chelsea High School in Chelsea, Mich., setting a school single-season record for receiving yards (1,340) as a senior.
- Selected by the Broncos in the second round (61st overall) of the 2006 NFL Draft.



2005: Scheffler started all 11 games as a senior for Western Michigan, earning first-team All-Mid-American Conference accolades for the second consecutive year and finishing fourth in voting for the John Mackey Award (nation's best tight end). He finished the year setting career highs in receptions (57), receiving yards (670) and receiving touchdowns (9). He ranked third nationally among tight ends in receptions per game (5.18) and fifth in receiving yards per game (60.9 avg.). In addition, his nine touchdown receptions ranked fifth on the school's single-season records list. Scheffler's final year at Western Michigan helped him finish his career ranked second in both career receptions (117) and receiving yards (1,345) among tight ends in school history. A two-time John Mackey National Tight End of the Week selection, Scheffler received honorable mention All-America accolades from *College Football News*. He had two 100-yard receiving games and caught at least one touchdown in each of the final seven games of the season.

2004: In his first season at tight end following a switch from wide receiver, Scheffler led all MAC tight ends in receptions with 53 for 570 yards (10.8 avg.) with three touchdowns in 11 games (10 starts). He was voted first-team All-MAC, *College Football News* All-MAC and was a first-team Academic All-District pick. The tight end had at least six receptions in four games (11 vs. Marshall, 8 vs. Northern Illinois, 7 vs. Bowling Green and 6 vs. Ball State). Scheffler totaled seven catches for 71 yards at Bowling Green (11/6) and added a career-best 133 receiving yards on 11 grabs at Marshall (11/20).

2003: Scheffler was limited to one game as a sophomore for WMU due to a fractured right clavicle suffered in its season opener at Michigan State (8/30). Before the injury, Scheffler caught a 40-yard pass.

2002: As a redshirt freshman, Scheffler appeared in all 12 games (0 starts) as a reserve wide receiver for WMU and totaled six receptions for 65 yards (10.8 avg.) with one touchdown. His first career touchdown grab occurred on an 18-yard pass against Northern Illinois (10/26). A MAC Academic Honor Roll selection, Scheffler also returned seven kicks for 100 yards (14.3 avg.).

2001: Scheffler redshirted for WMU as a true freshman in 2001.

HIGH SCHOOL: Scheffler attended Chelsea High School in Chelsea, Mich., where he played wide receiver on the football team. He was a *Detroit News* Dream Team selection at Chelsea, setting a school single-season record for receiving yards (1,340) in 2000. His senior year at Chelsea also saw him total 67 catches with 16 touchdowns, helping the school post an 11-1 record. Scheffler also excelled away from football, starting for the school's basketball team and earning all-state honors as a first baseman on the baseball squad.

PERSONAL: Scheffler was a three-year letterman (2003-05) on Western Michigan's baseball team, posting a .293 career batting average with seven home runs and 41 RBI in 79 games. Scheffler majored in marketing at Western Michigan (3.63 GPA). He is the cousin of former Purdue University basketball player Steve Scheffler, who played seven seasons (1991-97) in the NBA and spent time on the Denver Nuggets in 1992. Tony Scheffler was born Feb. 15, 1983, in Morenci, Mich., and resides in Chelsea, Mich.

SCHEFFLER'S COLLEGIATE RECORD — WESTERN MICHIGAN

| Year | School | G | S | No. | RECEIVING | | | LG | TD | SCORING | | | | | 2pt. | Pts. |
|----------------------|---------------|-----------|-----------|------------|--------------|-------------|--|-----------|------------|-----------|----------|-----------|----------|----------|----------|-----------|
| | | | | | Yds. | Avg. | | | | TD | TDp | TDt | TDf | | | |
| 2001 | Western Mich. | | | | | | | | REDSHIRTED | | | | | | | |
| 2002 | Western Mich. | 12 | 0 | 6 | 65 | 10.8 | | 22 | 1 | 1 | 0 | 1 | 0 | 0 | 0 | 6 |
| 2003 | Western Mich. | 1 | 0 | 1 | 40 | 40.0 | | 40 | 0 | 0 | 0 | 0 | 0 | 0 | 0 | 0 |
| 2004 | Western Mich. | 11 | 10 | 53 | 570 | 10.8 | | 33 | 3 | 3 | 0 | 3 | 0 | 0 | 0 | 18 |
| 2005 | Western Mich. | 11 | 11 | 57 | 670 | 11.8 | | 43 | 9 | 9 | 0 | 9 | 0 | 0 | 0 | 54 |
| CAREER TOTALS | | 35 | 21 | 117 | 1,345 | 11.5 | | 43 | 13 | 13 | 0 | 13 | 0 | 0 | 0 | 78 |

ADDITIONAL STATISTICS: Kick returns — 2002 (7 for 100 yds., 14.3 avg., 23 LG), 2004 (1 for 8 yds., 8.0 avg., 8 LG), TOTAL (8 for 108 yards, 13.5 avg., 23 LG). Miscellaneous tackles — 2004 (1), 2005 (1), TOTAL (2).



BRANDON MARSHALL

6-4 • 222 • CENTRAL FLORIDA

BORN: March 23, 1984, in Pittsburgh

HIGH SCHOOL: Lake Howell High School, Lake Howell, Fla.

RESIDES: Winter Park, Fla.

DRAFTED: Fourth Round (119th overall)

15

WIDE RECEIVER

MARSHALL AT A GLANCE:

- A versatile athlete who started 21 career games as a wide receiver and added seven starts as a safety during four seasons at the University of Central Florida.
- Produced the second-most receiving yards (1,195) while tying for the eighth-most receptions (74) and sixth-most receiving touchdowns (11) in school history during the 2005 campaign as a second-team All-Conference USA selection.
- Ranked 11th in the nation in receiving yards (1,195) and tied for 12th in the country in receiving touchdowns (11) during his final year at UCF in 2005.
- Concluded his career at UCF as the MVP of the Hawaii Bowl after making a career-high 11 receptions for a personal-best 210 yards (19.1 avg.) with three touchdowns.
- Became a safety for the Golden Knights in 2004 after beginning the year as a wide receiver and started seven games on defense while leading the team with 51 tackles that year.
- Selected by the Broncos in the fourth round (119th overall) of the 2006 NFL Draft.



2005: Marshall switched back to wide receiver as a senior after splitting time in 2004 between wide receiver and safety for the Golden Knights and started 12-of-13 games played. He posted career highs in receptions (74), receiving yards (1,195) and receiving touchdowns (11) to lead UCF in all three categories. He earned second-team All-Conference USA recognition for his performance in 2005 in which he ranked second in school history in receiving yards, tied for eighth in receptions and tied for sixth in touchdown catches. Marshall wrapped up his collegiate career by being named MVP in the Sheraton Hawaii Bowl against Nevada (12/24) after making a career-high 11 catches for a personal-best 210 yards (19.1 avg.) with three touchdowns. In addition to establishing the fourth-highest single-game receiving yards total in UCF history, he also set the standard for most receptions and receiving yards in Hawaii Bowl history. At South Carolina (9/1), Marshall hauled in 10 catches for 102 yards (10.2 avg.). The wide receiver caught a personal-best two touchdowns in a win at Louisiana-Lafayette (10/1). He totaled a then career-best 133 yards on four catches (33.3 avg.) with two touchdowns, including a career-long 69-yard score, vs. Memphis (10/8). In the Conference USA Championship Game vs. Tulsa (12/3), Marshall led UCF with seven receptions for 109 yards (15.6 avg.).

2004: Marshall played 10 games with a total of 10 starts as a junior, starting three contests at wide receiver and seven at safety. In addition to leading the team with 51 tackles (30 solo) along with one interception as a safety, he posted eight catches for 84 yards (10.5 avg.). He began the season as a starting wide receiver and made two catches for 18 yards against No. 21 Wisconsin (9/4). A month later, Marshall made his first start at safety at Buffalo (10/2) and recorded four tackles and half a sack. Marshall recorded 11 tackles (10 solo), his first career interception (-4 yds.) and a forced fumble against the University of Miami, Ohio (10/23). He topped that tackle total with 13 stops at Marshall University (10/30) while adding one pass defended.

2003: Marshall played 12 games (6 starts) as a sophomore and ranked third on UCF with 28 catches for 377 yards (13.5 avg.) with two touchdowns. He made his first start in the season opener at No. 9 Virginia Tech (8/31) and caught two passes for 40 yards. He also threw a 56-yard pass to Darcy Johnson on a reverse in the third quarter against the Hokies. Against Florida Atlantic (9/13), Marshall had season highs in receptions (5) and receiving yards (104).

2002: Marshall was one of two true freshmen to play for UCF and saw action in nine games (0 starts). He posted his only two catches of the year for 18 yards against Liberty (9/28).

HIGH SCHOOL: Marshall was chosen as an all-state selection and was named the Seminole County Utility Player of the Year at Lake Howell High School in Lake Howell, Fla. He accounted for more than 1,500 yards of total offense as a senior, gaining 1,056 through the air and 450 on the ground. He threw 11 touchdowns and also scored four defensively (two INT returns and two fumble returns). He played in the all-Central Florida game and was named MVP of the contest. Marshall also lettered in basketball and track three times. He won the Class 3A state triple-jump championship with a jump of 48-feet, six-and-three-quarter inches as a senior.

PERSONAL: Brandon Marshall majored in liberal studies at Central Florida. He is an active member of the Kappa Psi fraternity and the group's charity work. He also restores vintage automobiles. Marshall was born on March 23, 1984, in Pittsburgh.

MARSHALL'S COLLEGIATE RECORD — CENTRAL FLORIDA

| Year | School | G | S | RECEIVING | | | LG | TD | SCORING | | | | | |
|----------------------|--------|-----------|-----------|------------|--------------|-------------|-----------|-----------|-----------|----------|-----------|----------|----------|-----------|
| | | | | No. | Yds. | Avg. | | | TD | TDr | TDp | TDrt | 2pt. | Pts. |
| 2002 | UCF | 9 | 0 | 2 | 18 | 9.0 | 14 | 0 | 0 | 0 | 0 | 0 | 0 | 0 |
| 2003 | UCF | 12 | 6 | 28 | 377 | 13.5 | 44 | 2 | 2 | 0 | 2 | 0 | 0 | 12 |
| 2004 | UCF | 10 | 3 | 8 | 84 | 10.5 | 21 | 0 | 0 | 0 | 0 | 0 | 0 | 0 |
| 2005 | UCF | 13 | 12 | 74 | 1,195 | 16.1 | 69 | 11 | 11 | 0 | 11 | 0 | 0 | 66 |
| CAREER TOTALS | | 44 | 21 | 112 | 1,674 | 14.9 | 69 | 13 | 13 | 0 | 13 | 0 | 0 | 78 |

| Year | School | No. | Yds. | Avg. | LG | TD |
|----------------------|--------|----------|----------|------------|----------|----------|
| | | | | | | |
| 2002 | UCF | 1 | -6 | -6.0 | -6 | 0 |
| 2003 | UCF | 1 | 8 | 8.0 | 8 | 0 |
| 2004 | UCF | 0 | 0 | 0.0 | — | 0 |
| 2005 | UCF | 1 | 3 | 3.0 | 3 | 0 |
| CAREER TOTALS | | 3 | 5 | 1.7 | 8 | 0 |

ADDITIONAL STATISTICS: Defensive Statistics — Started seven games at safety in 2004, posting 51 tackles (30 solo), 0.5 sacks (4 yds.), two pass breakups, one interception (-4 yds.) and one forced fumble. Added one tackle on defense in 2005. Punt returns — Returned three punts for 33 yards (11.0 avg.) with a 21-yard long in 2004. Passing — Completed a 56-yard pass to Darcy Johnson at Virginia Tech (8/31/03).



ELVIS DUMERVIL

5-II • 250 • LOUISVILLE

BORN: Jan. 19, 1984, in Miami

HIGH SCHOOL: Miami-Jackson High School, Miami

RESIDES: Miami

DRAFTED: Fourth Round (126th overall)

92



DEFENSIVE END

DUMERVIL AT A GLANCE:

- A two-year starting defensive end at the University of Louisville who led the nation with 20 sacks in 2005 as the Bronko Nagurski Award winner (nation's outstanding defensive player).
- Voted Big East Conference Defensive Player of the Year and was a consensus first-team All-American for his 20-sack performance in 2005 that ranked as the second-highest single-season sack total in NCAA history (Terrell Suggs of Arizona State had 24 in 2002).
- Established an NCAA record for forced fumbles in a season with 10 as a senior as well as the NCAA standard with a total of nine sacks in consecutive games to begin the 2005 campaign.
- Finished his career at Louisville second on the school's all-time sack list with 32 and third with 42.5 tackles-for-losses, a category that he ranked fifth in the nation in as a senior (22).
- Increased his sack total each year at Louisville, progressing from two as a sophomore to 10 as a junior to 20 during his senior campaign.
- Opened his senior season in 2005 with a six-sack performance against Kentucky to set a Big East and Louisville single-game record for that statistic.
- Selected by the Broncos in the fourth round (126th overall) of the 2006 NFL Draft.



2005: Dumervil earned several national accolades after his record-setting senior season at Louisville that saw the pass-rushing defensive end lead the nation with a school-record 20 sacks (165 yds.) as a 12-game starter. Dumervil was selected as the Bronko Nagurski Award winner, given to the nation's outstanding defensive player as chosen by the FWAA/Charlotte TD Club, and was the Walter Camp Top 10 Player of the Year as well as a

first-team All-American (Associated Press). He was tabbed the Big East Conference Defensive Player of the Year, a first-team all-conference choice, an American Football Coaches Association first-team All-American, a finalist for the Vince Lombardi Award (nation's top lineman) and an All-American by *Sports Illustrated* and *College Football News*. Dumervil's 20 sacks marked the second-highest single-season sack total in NCAA history, trailing only the 24 sacks posted by Arizona State's Terrell Suggs in 2002. He set an NCAA record with 10 forced fumbles on the season and ranked fifth in the nation with 22 tackles-for-losses. Dumervil also accumulated 65 tackles (38 solo), a fumble recovery, one interception and four passes defended. He opened the season with a Big East and school-record six sacks (43 yds.) at Kentucky (9/4). His performance against Kentucky earned the defensive end Walter Camp National Defensive Player of the Week honors as well as Big East Defensive Player of the Week accolades. He earned co-Big East Defensive Player of the Week accolades with three sacks (30 yds.) against Oregon State (9/17). The nine sacks he posted in Louisville's first two games established a NCAA record for sacks in consecutive games. He had three sacks for the second consecutive game and added the first interception of his collegiate career against North Carolina (10/8). At Cincinnati (10/22), Dumervil had 2.5 sacks (17 yds.) and established an NCAA record for forced fumbles with his eighth of the year.

2004: Dumervil started all 12 games at right defensive end as a junior, compiling 52 tackles (24 solo), a team-leading 10 sacks (51 yds.), one fumble recovery and one forced fumble for the Cardinals. Selected as a first-team All-Conference USA choice by *The NFL Draft Report*, Dumervil's 10 sacks tied for 10th on Louisville's single-season list. He recorded his first sack of the season in the opener against Kentucky (9/5). He added two more quarterback takedowns against East Carolina (10/2). Dumervil finished his junior campaign with a flurry of five sacks in the last three games, including three at Tulane (12/4).

2003: Dumervil appeared in all 13 games (0 starts) as a sophomore for Louisville in a reserve role. He registered 28 tackles (16 solo), including two sacks, and added one fumble recovery. He recorded the first sack of his collegiate career against Temple and registered a season-best four tackles against Army and UTEP.


2002: As a true freshman, Dumervil played seven games (0 starts) for Louisville. He logged six tackles (5 solo) as a reserve on the Cardinals' defensive line.

HIGH SCHOOL: Dumervil was a three-year starter at Miami-Jackson High School in Miami, where he tallied a school-record 78 sacks during his prep career and was a two-time all-state selection. He was considered one of the best pass-rushing prospects in the state of Florida and was tabbed the No. 25 defensive end prospect in the country by *Student Sports Magazine*. As a senior, he contributed 110 tackles with 30 sacks while forcing three fumbles and recovering four to garner the team's defensive MVP honors. He also played in the California-Florida All-Star Game following his senior campaign. As a junior, he earned the team's overall MVP accolades after amassing 30 sacks on a team that reached the state semifinals.

PERSONAL: Dumervil was a physical education major at Louisville. His half-brother is Curry Burns, who was a defensive back at Louisville (2000-02) and spent time with the Giants and Redskins in 2005. Elvis Dumervil was born Jan. 19, 1984, in Miami.

DUMERVIL'S COLLEGIATE RECORD — LOUISVILLE

| Year | School | G | S | UT | A | TT | S-Yds. | I-Yds. | PD | FF | FR | TD-Int. | TD-For. | S | Pts. |
|----------------------|------------|-----------|-----------|-----------|-----------|------------|---------------|------------|----------|-----------|----------|----------|----------|----------|----------|
| 2002 | Louisville | 7 | 0 | 5 | 1 | 6 | 0-0 | 0-0 | 0 | 0 | 0 | 0 | 0 | 0 | 0 |
| 2003 | Louisville | 13 | 0 | 16 | 12 | 28 | 2-7 | 0-0 | 0 | 0 | 1 | 0 | 0 | 0 | 0 |
| 2004 | Louisville | 12 | 12 | 24 | 28 | 52 | 10-51 | 0-0 | 0 | 1 | 1 | 0 | 0 | 0 | 0 |
| 2005 | Louisville | 12 | 12 | 38 | 27 | 65 | 20-165 | 1-0 | 4 | 10 | 1 | 0 | 0 | 0 | 0 |
| CAREER TOTALS | | 44 | 24 | 83 | 68 | 151 | 32-223 | 1-0 | 4 | 11 | 3 | 0 | 0 | 0 | 0 |



DOMENIK HIXON

6-2 • 185 • AKRON


BORN: Oct. 8, 1984, in Germany

HIGH SCHOOL: Whitehall-Yearling High School, Columbus, Ohio

RESIDES: Columbus, Ohio

DRAFTED: Fourth Round (130th overall)

12



WIDE RECEIVER

HIXON AT A GLANCE:

- A talented player who started 44 career games at the University of Akron, posting 20 starts as a free safety during his first two seasons and 24 in his final two years as a wide receiver.
- Selected as a second-team All-Mid-American Conference choice as a senior in 2005 after setting school single-season records with 75 receptions and 1,210 receiving yards.
- Finished his career at Akron with the second-most receptions (141) and third-most receiving yards (2,092) in school history despite playing only two years on offense.

HIXON, cont.:

- Ranked third in the nation in all-purpose yards in 2005 with 2,139, a total aided by 705 kick return yards (third most in the nation), and was one of only five players in the country to score on both a punt and kickoff return in 2004.
- Led the Zips with 111 tackles (78 solo) as their starting free safety in 2003.
- Selected by the Broncos in the fourth round (130th overall) of the 2006 NFL Draft.



2005: Hixon, a team captain, started all 13 games at wide receiver during his senior year at Akron and set school single-season records with 75 receptions and 1,210 receiving yards to go along with eight receiving touchdowns. A second-team All-Mid-American Conference choice, Hixon's 1,210 receiving yards tied for the eighth-highest total in the nation. He ranked seventh in the country in all-purpose yards (164.5 ypg.), a total helped by 705 kickoff return yards that marked the third-best single-season output in school history. He was credited with making one of the most memorable plays in Akron history when he caught the game-winning 36-yard touchdown pass in the 2005 MAC Championship Game vs. Northern Illinois (12/1) with 10 seconds remaining despite battling dehydration for much of the second half. Hixon posted more than 200 all-purpose yards in each of the first four games of the year. He earned MAC Special Teams Player of the Week accolades after returning five kicks for a career-high 144 yards against Purdue (9/10). He registered a career-high 169 receiving yards against Middle Tennessee State (9/17).

2004: Hixon started 11 contests at wide receiver after switching from the defensive side of the ball during off-season workouts. He paced the Zips in receptions (66), receiving yards (882) and touchdown catches (6). His 66 receptions tied the school single-season record for receptions that was established in 2003. Hixon ranked sixth in the nation in punt return average, setting a school single-season record with a conference-best 17.2-yards-per-punt average. His 85-yard touchdown return against Ball State (10/23) marked the longest punt return in Akron history, and he also returned a kickoff 93 yards for a touchdown vs. Buffalo (10/9) to become one of only five players in the nation to return a punt and a kick for scores in 2004. He had a career night when he recorded a school-record tying 13 receptions for 192 yards with one touchdown against Marshall (11/5).

2003: Hixon led Akron with 111 tackles (78 solo) at free safety, starting all 12 games played at the position. He recorded double-digit tackles in six of the last seven outings of the season. Hixon, along with linebacker Chase Blackburn, became the first Akron defenders to register more than 100 tackles in a season since Nate Boyd in 1997 (105 tackles). Hixon started the season with 10 tackles against Kent State (8/28) before making six solo stops at Wisconsin (9/6). Hixon intercepted his first career pass against Connecticut (10/25).

2002: Hixon played all 12 games (8 starts) at free safety during his true freshman season at Akron. He placed fourth on the squad with 65 tackles (39 solo) while breaking up two passes. He made seven tackles (5 solo) in the first start of his career against Miami of Ohio (9/28) and posted seven tackles (5 solo) and a pass defended in that contest. He posted a career-high 17 tackles (7 solo) against Eastern Michigan (10/5) to record the team's top performance of the season. He added 10 stops (5 solo) against UCF.

HIGH SCHOOL: Hixon was a two-way standout at Whitehall-Yearling High School in Columbus, Ohio. As a senior, he recorded 33 receptions for 429 yards with four touchdowns along with 140 tackles, five sacks and four interceptions as an honorable mention all-district choice. Hixon also was an honorable mention all-state point guard on Whitehall-Yearling's basketball team and was a three-year letterwinner in baseball.

PERSONAL: Hixon majored in education at Akron. Born in Germany, Hixon moved to Columbus, Ohio, during high school. He can still speak German. Domenik Hixon was born Oct. 8, 1984.

HIXON'S COLLEGIATE RECORD — AKRON

| | | RECEIVING | | | | | | | PUNT RETURNS | | | | | KICKOFF RETURNS | | | | |
|---------------|--------|-----------|------|------|-------|------|--------|--------|--------------|------|------|---------|-------|-----------------|-------|------|-----|----|
| Year | School | G | S | No. | Yds. | Avg. | LG | TD | No. | Yds. | Avg. | LG | TD | No. | Yds. | Avg. | LG | TD |
| 2004 | Akron | 11 | 11 | 66 | 882 | 13.4 | 67 | 6 | 16 | 275 | 17.2 | 85t | 1 | 19 | 449 | 24.9 | 93t | 1 |
| 2005 | Akron | 13 | 13 | 75 | 1,210 | 16.1 | 58 | 8 | 26 | 200 | 7.7 | 53 | 0 | 30 | 705 | 23.5 | 51 | 0 |
| CAREER TOTALS | | 24 | 24 | 141 | 2,092 | 14.8 | 67 | 14 | 42 | 475 | 11.3 | 85t | 1 | 49 | 1,171 | 23.9 | 93 | 1 |
| | | RUSHING | | | | | | | SCORING | | | | | | | | | |
| Year | School | No. | Yds. | Avg. | LG | TD | TD | TDr | TDP | TDrT | 2pt | Pts. | | | | | | |
| 2004 | Akron | 0 | 0 | 0.0 | — | 0 | 8 | 0 | 6 | 2 | 0 | 48 | | | | | | |
| 2005 | Akron | 1 | 24 | 24.0 | 24 | 0 | 8 | 0 | 8 | 0 | 0 | 48 | | | | | | |
| CAREER TOTALS | | 1 | 24 | 24.0 | 24 | 0 | 16 | 0 | 14 | 2 | 0 | 96 | | | | | | |
| | | DEFENSE | | | | | | | | | | | | | | | | |
| Year | School | G | S | UT | A | TT | S-Yds. | I-Yds. | PD | FF | FR | TD-Int. | TD-FR | S | Pts. | | | |
| 2002 | Akron | 12 | 8 | 39 | 26 | 65 | 0-0 | 0-0 | 2 | 0 | 1 | 0 | 0 | 0 | 0 | | | |
| 2003 | Akron | 12 | 12 | 78 | 33 | 111 | 0-0 | 1-25 | 1 | 0 | 1 | 0 | 0 | 0 | 0 | | | |
| CAREER TOTALS | | 24 | 20 | 117 | 59 | 176 | 0-0 | 1-25 | 3 | 0 | 2 | 0 | 0 | 0 | 0 | | | |



CHRIS KUPER

6-4 • 302 • NORTH DAKOTA

BORN: Dec. 19, 1982, in Anchorage, Alaska

HIGH SCHOOL: A.J. Dimond High School, Anchorage, Alaska

RESIDES: Anchorage, Alaska

DRAFTED: Fifth Round (161st overall)

73



GUARD

KUPER AT A GLANCE:

- A three-year starting offensive lineman at the University of North Dakota who received All-America honors from the Associated Press in each of his final two seasons.
- Nominated for the Gene Upshaw Award, presented to the best offensive or defensive lineman in Division II, as a first-team All-American during his senior year in 2005.
- Earned Most Valuable Offensive Lineman honors from the North Central Conference in each of his final two seasons while garnering two consecutive first-team all-conference selections.
- Started the first 29 games of his collegiate career at right guard before becoming UND's starting left tackle early in his senior season.
- Voted an all-state selection at A.J. Dimond High School in Anchorage, Alaska, where he was named his conference's Most Valuable Lineman as a senior.
- Selected by the Broncos in the fifth round (161st overall) of the 2006 NFL Draft.



2005: As a senior, Kuper earned his second consecutive Most Valuable Offensive Lineman award from the North Central Conference and was a first-team All-America (Associated Press) and all-conference choice as a 13-game starter. After starting his first 29 career games at right guard, he switched to left tackle early in the year. Kuper was nominated for the Gene Upshaw Award, presented to the best lineman, offensive or defensive, in Division II football. He helped the Fighting Sioux reach the second round of the Division II playoffs before losing to eventual champion Grand Valley State University. North Dakota eclipsed 200 rushing yards four times during the 2005 campaign behind the work of its offensive line.

2004: Kuper earned second team All-America recognition from the Associated Press while earning the NCC Most Valuable Offensive Lineman award as a 14-game starter. The junior was an All-NCC first-team selection at right guard, helped the Fighting Sioux pile up 2,142 rushing yards in 14 games (153.0 ypg.). The team surpassed 200 rushing yards in three of its first four outings en route to a spot in the Division II semifinals.

2003: Kuper was inserted into the starting lineup at right guard for the season opener and remained in that role for the duration of the season. The sophomore helped the Fighting Sioux amass 390.1 yards of offense per game while allowing a conference-low 11 sacks.

2002: As a redshirt freshman, Kuper saw action in seven games for North Dakota.

2001: Kuper redshirted as a true freshman at North Dakota.

HIGH SCHOOL: Kuper was an all-state selection as a two-way lineman at A.J. Dimond High School in Anchorage, Alaska. He contributed 119 tackles (65 solo), including 10 sacks, during his senior campaign. He received recognition as an all-conference choice on offense and defense following his junior and senior seasons while being named the conference's Most Valuable Lineman as a senior. In 2000, Kuper helped his high school reach the state championship.

PERSONAL: Kuper majored in communications at North Dakota and was one of only two Division II players invited to play in the East-West Shrine Game. Chris Kuper was born on Dec. 19, 1982, in Anchorage, Alaska.

KUPER'S COLLEGIATE RECORD — NORTH DAKOTA

| Year | School | G | S |
|----------------------|--------------|------------|-----------|
| 2001 | North Dakota | REDSHIRTED | |
| 2002 | North Dakota | 7 | 0 |
| 2003 | North Dakota | 14 | 14 |
| 2004 | North Dakota | 14 | 14 |
| 2005 | North Dakota | 13 | 13 |
| CAREER TOTALS | | 48 | 41 |



GREG ESLINGER

6-3 • 290 • MINNESOTA

BORN: April 23, 1983, in Bismarck, N.D.

HIGH SCHOOL: Bismarck High School, Bismarck, N.D.

RESIDES: Bismarck, N.D.

DRAFTED: Sixth Round (198th overall)

67

CENTER

ESLINGER AT A GLANCE:

- A four-year starting center at the University of Minnesota who received the Outland Trophy (nation's outstanding interior lineman) and Rimington Trophy (nation's outstanding center) in 2005 as a consensus All-American (Walter Camp and Associated Press).
- Named first-team All-Big Ten Conference for the third consecutive year in 2005 and became the first player in Minnesota history to be named the Big Ten's Offensive Lineman of the Year.
- Anchored a Minnesota offensive line in 2005 that allowed an NCAA-low three sacks.
- Blocked for at least one 1,000-yard rusher during each of his four collegiate seasons.
- Started 50 career games, beginning with Minnesota's season opener during his true freshman season in 2002, on an offensive line that allowed only 46 sacks in his four seasons.
- Selected by the Broncos in the sixth round (198th overall) of the 2006 NFL Draft.



2005: As a senior, Eslinger started 12 games for Minnesota and was named winner of the Outland Trophy (nation's outstanding interior lineman) and Rimington Trophy (nation's outstanding center). He also was a Rotary Lombardi Award semifinalist and was named to the Walter Camp and Associated Press All-America Teams after anchoring an offensive line that led the nation with only three sacks allowed. For an unprecedented third time, Eslinger was recognized by the Big Ten Conference coaches and media as a first-team all-conference choice and was the first player in Minnesota history to win the Big Ten's Offensive Lineman of the Year award.

2004: Eslinger started 12 games as a junior at Minnesota and was selected as an All-American by the Football Writers Association of America (FWAA) while being named a finalist for the Rimington Trophy (nation's outstanding center). He was selected first-team All-Big Ten as chosen by the conference's coaches and media, becoming the third Golden Gopher since 1963 to be named first team all-league by coaches and media in consecutive seasons. Eslinger was a member of the Academic All-Big Ten Team as well as a *Playboy* All-America selection. He was an integral factor in the Gophers being the first team in NCAA history to have two running backs exceed 1,000 rushing yards in consecutive seasons (2003-04) as Marion Barber III and Laurence Maroney each eclipsed that plateau. The Golden Gophers yielded only nine sacks in 12 games.

2003: Eslinger was chosen as a third-team All-American during his sophomore year, becoming the school's first center to receive All-America status since Ben Hamilton in 2000. A 13-game starter, Eslinger was selected as an All-Big Ten choice by the coaches and media. Eslinger, an Academic All-Big Ten selection, paved the way for both of Minnesota's running backs (Barber III and Maroney) to surpass 1,100 rushing yards, anchoring an offense that paced the Big Ten in rushing (289.2 ypg.) and allowed the fewest sacks (13) in the conference.

2002: In his true freshman year, Eslinger started all 13 games at center and was named a freshman second-team All-American by *The Sporting News*. He also was named to that publication's Big Ten All-Freshman Team. He was the focal point on an offensive line that cleared the way for 200 rushing yards seven times.

HIGH SCHOOL: Eslinger was the Class 3A Player of the Year as a senior center at Bismarck High School in Bismarck, N.D. He anchored an offensive line that helped the team win the state title as a senior with a 12-0 record. He also played defensive tackle, compiling 218 tackles (100 solo) and 19 sacks. Eslinger garnered the team's MVP and all-state accolades following his junior and senior seasons while earning all-conference recognition in each of his three seasons. He also saw time at guard and tight end. Eslinger won two letters as a defenseman in hockey and four letters on the track team as a shot put and discus thrower.

PERSONAL: Eslinger was a member of the National Honor Society in high school and majored in health and wellness at the University of Minnesota. Greg Eslinger was born April 23, 1983, in Bismarck, N.D.

ESLINGER'S COLLEGIATE RECORD — MINNESOTA

| Year | School | G | S |
|----------------------|-----------|-----------|-----------|
| 2002 | Minnesota | 13 | 13 |
| 2003 | Minnesota | 13 | 13 |
| 2004 | Minnesota | 12 | 12 |
| 2005 | Minnesota | 12 | 12 |
| CAREER TOTALS | | 50 | 50 |

ROOKIE AND FIRST-YEAR PLAYERS



MIKE BELL

6-0 • 220 • ARIZONA

BORN: April 23, 1983, in Phoenix

HIGH SCHOOL: Tolleson Union High School, Tolleson, Ariz.

ACQUIRED: College Free Agent, 2006

20

RUNNING BACK

Mike Bell is a rookie running back from the University of Arizona who was signed by the Broncos as a college free agent on May 8, 2006. He finished his four-year collegiate career ranked No. 4 on Arizona's all-time rushing chart, totaling 3,163 yards on 678 attempts (4.7 avg.) with 17 touchdowns in 46 games (34 starts). Bell, who posted 11 career 100-yard rushing games, also was the only player in school history to lead the Wildcats in rushing all four seasons. He added 56 career receptions for 465 yards (8.3 avg.) with one touchdown. As a senior in 2005, Bell was named honorable mention All-Pacific-10 Conference after rushing for 952 yards on 200 carries (4.8 avg.) with five touchdowns. Bell picked up second-team All-Pac-10 honors as a sophomore in 2003. At Tolleson Union High School in Tolleson, Ariz., Bell was a consensus All-American and was the state's player of the year as selected by *The Arizona Republic* and *Phoenix Metro Football Magazine* as a senior. His career prep total of 4,692 rushing yards is the second-highest total in state annals. Michael Steven Bell, who majored in sociology at Arizona, was born April 23, 1983, in Phoenix.



JOSH BUHL

6-0 • 213 • KANSAS STATE

BORN: May 4, 1981, in Mesquite, Texas

HIGH SCHOOL: Mesquite North High School, Mesquite, Texas

ACQUIRED: Free Agent, 2005

(1)

57

LINEBACKER

Josh Buhl is a first-year linebacker who spent most of the 2005 season on the Broncos' practice squad after the club signed him as free agent on Sept. 28, 2005. A former Kansas State University standout, Buhl joined the Broncos after competing in the training camp of Tampa Bay, which waived him in its final cutdown on Sept. 3, 2005. Buhl, who signed a future contract with Denver on Jan. 23, 2006, entered the NFL as a college free agent with Cleveland in 2004 but was waived by the Browns on Aug. 30, 2004. He spent his rookie year out of football before signing a future contract with Baltimore on Jan. 14, 2005. After the Ravens waived him on March 23, 2005, Buhl signed with Tampa Bay on March 29, 2005, and was allocated by the team to NFL Europe during the 2005 offseason, playing four games for Rhein as well as for Amsterdam in World Bowl XIII. A three-time All-Big 12 Conference selection at Kansas State, Buhl was a semifinalist for the Butkus Award (nation's top linebacker) and received second-team All-America honors (AP) as a senior in 2003. He led all NCAA Division I-A players with 184 tackles (12.3 per game) in 2003, and his 398 career tackles ranked fourth in KSU's history and sixth in Big 12 annals. At Mesquite North High School in Mesquite, Texas, Buhl was a *USA Today* honorable mention All-USA choice in football. Josh Buhl was born May 4, 1981, in Mesquite, Texas.



ANTWON BURTON

6-2 • 318 • TEMPLE

BORN: July 11, 1983, in Buffalo, N.Y.


HIGH SCHOOL: Cleveland Hills High School, Cheektowaga, N.Y.

ACQUIRED: College Free Agent, 2006

93

Antwon Burton is a rookie defensive tackle from Temple University who joined the Broncos as a college free agent on May 3, 2006. Burton played 22 games (16 starts) and totaled 96 tackles in two seasons at Temple after transferring from Erie Community College in Orchard Park, N.Y. As a senior in 2005, Burton played 11 games (10 starts), posting 66 tackles (26 solo), five tackles-for-losses, four fumble recoveries, three forced fumbles and three pass breakups. Burton concluded his collegiate career by playing in the East-West Shrine Game. Before the start of his senior year, Burton was named one of the top five independent pro

prospects by the *CollegeFootballNews.com*. He played 11 games (6 starts) in his first year at Temple as a junior in 2003 before missing the 2004 season with a foot injury. He posted 6.5 sacks and was voted first-team All-Northeast Conference at Erie Community College in 2002. Burton was a first-team all-state and all-western New York selection as a senior at Cleveland Hills High School in Cheektowaga, N.Y. A sociology major at Temple, Antwon Burton was born July 11, 1983, in Buffalo, N.Y.



BRIAN CLARK

6-2 • 204 • NORTH CAROLINA STATE

BORN: Dec. 26, 1983, in Tampa, Fla.
HIGH SCHOOL: Chamberlain High School, Tampa, Fla.
ACQUIRED: College Free Agent, 2006

19

WIDE RECEIVER

Brian Clark is a rookie wide receiver from North Carolina State University who signed with the Broncos as a college free agent on May 3, 2006. In four seasons at N.C. State, Clark played 43 career games (23 starts) and totaled 78 receptions for 1,311 yards (16.8 avg.) with 11 touchdowns. He finished his career at the school ranked seventh in yards-per-reception average, 10th in touchdown receptions and 13th in receiving yards. Clark posted the second-best yards-per-reception average (21.5) in school history in 2005 with 25 receptions for 537 yards with six touchdown catches, including a 96-yard scoring grab against Boston College (11/12/05) that was the second-longest in the nation that year. An Academic All-ACC choice in 2004, Clark led N.C. State's wide receivers with 420 offensive plays and posted 18 receptions for 211 yards (11.3 avg.) with three touchdowns. He also competed on the track team during the indoor and outdoor seasons in 2004, running the sixth-fastest 60m time in school history. At Chamberlain High School in Tampa, Fla., Clark led his team to the Class 5A state championship as a senior and was a *PrepStar* honorable mention All-Southeast Region pick. Brian Clark, a sports management major at N.C. State, was born Dec. 26, 1983, in Tampa, Fla.



TYLER EVERETT


5-11 • 202 • OHIO STATE

BORN: Nov. 4, 1983, in Canton, Ohio
HIGH SCHOOL: Canton McKinley High School, Canton, Ohio
ACQUIRED: College Free Agent, 2006

32

SAFETY

Tyler Everett is a rookie safety from Ohio State University who signed with the Broncos as a college free agent on May 3, 2006. In four seasons at Ohio State, Everett played 48 career games (16 starts) and totaled 102 tackles (66 solo), four interceptions (99 yds.) and 13 pass breakups. He also added one forced fumble and one fumble recovery in his career with the Buckeyes. As a senior in 2005, Everett played 10 games (9 starts) and recorded 33 tackles (21 solo), one sack (9 yds.), one interception (9 yds.) and two pass breakups. The safety posted six tackles in each of the Buckeyes' 2005 contests against Texas and Michigan. He played all 12 games (7 starts) as a junior in 2004 and recorded career bests in tackles (39) and pass breakups (6). That season, Everett had an outstanding effort against Penn State, returning an interception 24 yards for a score, and at Purdue, where he played 35 minutes with the Buckeyes missing three starters due to injuries. Everett was a member of Ohio State's 2002 team that won the National Championship. He was a first-team All-Ohio selection by the Associated Press on defense as a senior at Canton McKinley High School in Canton, Ohio, and rushed for more than 1,300 yards as a junior. Tyler Everett was born Nov. 4, 1983, in Canton, Ohio.



TYLER FREDRICKSON (I)


6-3 • 220 • CALIFORNIA

BORN: Feb. 26, 1981, in Santa Barbara, Calif.
HIGH SCHOOL: Dos Pueblos High School, Goleta, Calif.
ACQUIRED: Free Agent, 2006

2

Tyler Fredrickson is a first-year punter/kicker who enters his second training camp with the Broncos after the team signed him to a future contract on Jan. 3, 2006. Fredrickson competed in the Broncos' 2005 training camp but spent the regular season out of football after Denver waived him on July 25, 2005. He

entered the NFL with the Seahawks as a rookie free agent on April 30, 2004, following a stellar career at the University of California, but was waived Aug. 30, 2004. In four years at Cal, Fredrickson punted 198 times for 7,807 yards (39.4 avg.) with a long of 66 yards and placed 55 punts inside the 20-yard line. He also handled Cal's placekicking duties as a senior, converting the third and fifth-longest field goals in school history with 53 and 51-yard attempts, respectively. Fredrickson earned first-team all-league honors three times as a punter at Dos Pueblos High School in Goleta, Calif. Tyler Fredrickson was born Feb. 26, 1981, in Santa Barbara, Calif.



GEORGE GAUSE (I)


6-5 • 286 • SOUTH CAROLINA

BORN: June 20, 1982, in Conway, S.C.
HIGH SCHOOL: Conway High School, Conway, S.C.
ACQUIRED: Free Agent, 2005

99

DEFENSIVE END

George Gause is a first-year defensive end who spent the final 11 weeks of the 2005 regular season on the Broncos' practice squad after the club signed him on Oct. 11, 2005. Gause, who signed a future contract with Denver on Jan. 23, 2006, entered the NFL with Buffalo as a college free agent on April 29, 2005, but was waived by the Bills on Sept. 3. He spent the first few weeks of his rookie season out of football until signing with the Broncos' practice squad that October. Gause was a three-year starter at the University of South Carolina, totaling 156 tackles (106 solo), 15 sacks (77 yds.) and seven pass breakups in 43 career games (31 starts). During his senior year at South Carolina in 2004, Gause started every game and totaled 40 tackles (34 solo) while adding five sacks for the second consecutive season. As a junior in 2003, Gause turned in several outstanding performances against some of the SEC's elite programs, including two sacks against Georgia. At Conway High School in Conway, S.C., Gause was rated the No. 11 defensive end prospect in the country by *Rivals.com*. George Gause was born June 20, 1982, in Conway, S.C.



KEVIN HARRISON (I)


6-0 • 256 • EASTERN MICHIGAN

BORN: Dec. 24, 1981, in Belleville, Mich.
HIGH SCHOOL: Belleville High School, Belleville, Mich.
ACQUIRED: Free Agent, 2006

49

LINEBACKER

Kevin Harrison is a first-year linebacker who joined the Broncos as a free agent on May 30, 2006, after competing in NFL Europe during its 2006 season with the Berlin Thunder. He spent the 2005 season out of football after entering the NFL with Cleveland as a college free agent on April 29, 2005. The Browns waived him on Aug. 29. With Berlin in 2006, Harrison placed second on the team with 61 tackles (50 solo), including two sacks, in 10 games (5 starts). A three-year starter at Eastern Michigan University, Harrison compiled 320 career tackles and was named second-team All-Mid-American Conference as a senior after leading the league and placing second in the nation with an average of 13.27 tackles per game (146 total tackles). He was presented with the John E. Borowiec Award as the school's most valuable defensive player. He played both football and basketball at Belleville High School in Belleville, Mich., where he was the team's quarterback and played defensive back. Kevin Alexander Harrison was born Dec. 24, 1981, in Belleville, Mich.



ROB HUNT (I)

6-3 • 283 • NORTH DAKOTA STATE

BORN: March 3, 1981, in Cavalier, N.D.
HIGH SCHOOL: Cavalier Public High School, Cavalier, N.D.
ACQUIRED: Free Agent, 2005

63

Rob Hunt is a first-year center/guard who spent the 2005 season on the Broncos' practice squad after the club signed him on Sept. 3, 2005. Hunt, who signed a future contract with Denver on Jan. 23, 2006, was selected by Indianapolis in the fifth round (165th overall) of the 2005 NFL Draft. He competed in the Colts' training camp as a rookie but was waived by the team on Aug. 30, 2005, and was signed to Denver's practice squad several days later. Hunt enters his first training camp with the Broncos after gaining additional experience play-

ing for the Rhein Fire of NFL Europe in the spring. He was a four-year starter at North Dakota State University and started 42 career games along the offensive line for the school, which competed at the Division I-AA level during Hunt's final season after previously playing as a Division II team. As a senior, Hunt was named the Great West Football Conference's Offensive Lineman of the Year and a first-team All-American (*The NFL Draft Report*) as a 12-game starter. At Cavalier Public High School in Cavalier, N.D., Hunt was a two-time all-state choice in football and a three-time state wrestling qualifier. Nathan Robert Hunt was born March 3, 1981, in Cavalier, N.D.



MARTY JOHNSON (I)

6-0 • 240 • UTAH

BORN: Jan. 26, 1980, in Sacramento, Calif.
HIGH SCHOOL: Rio Linda High School, Rio Linda, Calif.
ACQUIRED: Free Agent, 2006

36

RUNNING BACK

Marty Johnson is a first-year running back who joined the Broncos as a free agent on May 30, 2006. He competed in nine games (3 starts) for the Berlin Thunder during the 2006 NFL Europe season in his first football action since concluding his collegiate career at the University of Utah in 2004. He led Berlin with 424 yards on 101 carries (4.2 avg.) with a pair of touchdowns while ranking fourth in NFL Europe in yards from scrimmage with 602 (424 rush/178 pass). At Utah (2001-04) and Boise State (1998), Johnson played a total of 16 games (12 starts) for his collegiate career and compiled 1,317 rushing yards and 18 touchdowns on 232 attempts (5.7 avg.). He was named second-team All-Mountain West Conference following his senior season in 2004 after posting a team-high 802 rushing yards and a conference-best 14 rushing touchdowns for Utah. Johnson was an All-American at Butte Junior College in Oroville, Calif., and was a three-time all-conference choice in football at Rio Linda High School in Rio Linda, Calif. Myron Thomas Johnson was born on Jan. 26, 1980, in Sacramento, Calif.



PATRICE MAJONDO-MWAMBA (I)


6-4 • 301 • TEXAS TECH

BORN: July 29, 1979, in Republic of Congo
HIGH SCHOOL: Athenee of Waterloo High School, Belgium
ACQUIRED: NFL International Practice Squad Player, 2005

71

DEFENSIVE TACKLE

Patrice Majondo-Mwamba (muh-JOHN-doe ma-WAHM-ba) is a first-year defensive tackle who originally joined the Broncos on June 14, 2005, after the league assigned him to Denver as one of eight players in the 2005 NFL International Development Practice Squad Program. Born in the Republic of Congo, Majondo-Mwamba spent the entire 2005 season with the Broncos on their practice squad as part of the program before signing a future contract with Denver on Jan. 23, 2006. He enters his second training camp with the Broncos after playing for Amsterdam of NFL Europe during the 2006 offseason. He also played three games for the Rhein Fire in 2005. Collegiately, Majondo-Mwamba played two seasons at Texas Tech University (2003-04) after transferring from Hartnell Community College in Salinas, Calif. In 25 career games at Texas Tech, Majondo-Mwamba posted 33 tackles (22 solo), one sack (1 yd.) and five tackles-for-loss (29 yds.). He totaled the lone sack of his Texas Tech career during his final college outing against Cal in the Pacific Life Holiday Bowl. He played organized football for the first time at Hartnell Community College and earned JUCO Top 100 honors with 11 sacks as a sophomore at the school. Before moving to the United States, Majondo-Mwamba attended Athenee of Waterloo High School in Belgium. Patrice Majondo-Mwamba was born July 29, 1979, in the Republic of Congo.



ERIK PEARS (I)


6-8 • 305 • COLORADO STATE

BORN: June 25, 1982, in Price, Utah
HIGH SCHOOL: Kennedy High School, Denver
ACQUIRED: College Free Agent, 2005

64

Erik Pears is a first-year tackle who spent the duration of his rookie season in 2005 on the Broncos' practice squad after the club signed him as a college free agent on May 12, 2005. Pears, who signed a future contract with the Broncos on Jan. 23, 2006, enters his second training camp with Denver after gaining addi-

tional experience playing for the Cologne Centurions of NFL Europe during the offseason. Pears was named to the All-NFL Europe League team for his play in 2006, starting all 10 games (first 3 at tackle and final 7 at guard) for the Centurions. He was a three-year starter and two-time first-team All-Mountain West Conference selection at Colorado State University. He played 48 career games (40 starts) for the Rams, starting every game in each of his final two seasons. Pears was selected to play in the East-West Shrine Game and the Gridiron Classic after earning first-team all-conference honors in 2004. He was a preseason Outland Trophy candidate entering his junior year in 2003 and was named first-team All-MWC that season. As a sophomore, Pears started 13-of-14 contests as an honorable mention All-MWC choice. He started three games as a redshirt freshman in 2001, making his first career start in a win against Utah. At Kennedy High School in Denver, he was a two-time all-state selection in football and won four consecutive league wrestling titles in his weight class. Erik Anders Pears was born June 25, 1982, in Price, Utah, and resides in Denver.



RASHON POWERS-NEAL


6-3 • 247 • NOTRE DAME

BORN: April 3, 1983, in St. Paul, Minn.
HIGH SCHOOL: Cretin-Derham Hall High School, St. Paul, Minn.
ACQUIRED: College Free Agent, 2006

43

FULLBACK

Rashon Powers-Neal is a rookie fullback from the University of Notre Dame who joined the Broncos as a college free agent on May 3, 2006. In four seasons at Notre Dame, Powers-Neal played 39 career games (13 starts) and rushed 125 times for 487 yards (3.9 avg.) with nine touchdowns while catching 27 passes for 221 yards (8.2 avg.) with two touchdowns. Powers-Neal switched to fullback from tailback for the Fighting Irish in the spring of 2003 and was the school's starting fullback from 2003-05. He led Notre Dame with six rushing touchdowns as a senior, a total that includes three rushing scores in Notre Dame's 2005 season opener against Pittsburgh. As a redshirt freshman in 2002, Powers-Neal recorded a career-best 344 rushing yards on 77 carries (4.3 avg.) with two touchdowns. Powers-Neal rotated at linebacker and safety after first arriving at Notre Dame in 2001 before returning to running back. At Cretin-Derham Hall High School in St. Paul, Minn., Powers-Neal set a Minnesota high school single-season record with 30 rushing touchdowns as a senior in 2000 and was an all-state selection. A *SuperPrep* All-American at Cretin-Derham, Powers-Neal is the brother of Leon Neal, who played two years (1996-97) at tailback for the Indianapolis Colts. Powers-Neal graduated from Notre Dame with a bachelor's degree in finance and was enrolled in graduate studies at the school as a fifth-year senior. Rashon Darnell Powers-Neal was born April 3, 1983, in St. Paul, Minn.



ANTWAUN ROGERS (I)

6-2 • 170 • PURDUE

BORN: Aug. 29, 1982, in Middletown, Ohio
HIGH SCHOOL: Middletown High School, Middletown, Ohio
ACQUIRED: College Free Agent, 2005

35

CORNERBACK

Antwaun Rogers is a first-year cornerback who spent the final four weeks of the 2005 regular season on the Broncos' practice squad after the club signed him as a college free agent on Dec. 8, 2005. A former standout at Purdue University, Rogers did not participate in an NFL team's training camp during his rookie season in 2005 and was out of football until Denver signed him in early December of that year. Rogers played for the Berlin Thunder of NFL Europe during the 2006 offseason, ranking sixth on the club in tackles (39) and placing second on the team in pass breakups (7) in 10 games (9 starts). He was a four-year starter at Purdue, appearing in 44 career games (43 starts) and totaling 206 tackles (143 solo), seven interceptions (24 yds.), 37 pass breakups, two fumble recoveries and one forced fumble. He entered his senior season in 2004 rated the No. 16 player in the nation at his position by *The Sporting News*, but injuries limited him to only six games that year. Rogers, a team captain as a senior, had hamstring problems early in the 2004 season before tearing his ACL against Iowa on Nov. 6, 2004. He earned honorable mention All-Big Ten Conference recognition as a junior in 2003 as a 13-game starter. During his freshman season in 2001, Rogers had a career-high three interceptions. At Middletown High School in Middletown, Ohio, Rogers was rated the No. 16 defensive back in the nation by *Prep Football Report*. David Antwaun Rogers was born Aug. 29, 1982, in Middletown, Ohio.


**BRYAN
SAVE**

(1)

6-1 • 299 • COLORADO STATE

BORN: Dec. 16, 1981, in Honolulu**HIGH SCHOOL:** Valley High School, Santa Ana, Calif.**ACQUIRED:** Free Agent, 2006

79


DEFENSIVE TACKLE

Bryan Save (SAH-vay) is a first-year defensive tackle from Colorado State University who joined the Broncos as a free agent on May 30, 2006. Save, who was a starter for NFL Europe's Cologne Centurions in each of the past two seasons, entered the NFL on May 3, 2004, with Indianapolis as a college free agent. He was waived by the Colts on June 16 before competing with San Francisco from Aug. 6-18, 2004. Save saw brief action with Baltimore (Aug. 24-30, 2004) before spending the 2004 regular season out of the NFL. He joined Tampa Bay on Jan. 14, 2005, as a free agent but was waived on Sept. 3 and spent 2005 out of the NFL. He led Cologne and tied for fifth in NFLLEL with 4.5 sacks in 2006 as an All-NFL Europe League selection. As a starter on Cologne's defense in 2005, he posted 30 tackles, including 4.5 sacks, and a forced fumble. He played 40 career games (29 starts) at Colorado State, racking up 100 tackles along with seven sacks, all of which were posted in 2003 to earn him All-Mountain West Conference accolades. Bryan Vaai Save, who attended Valley High School in Santa Ana, Calif., was born on Dec. 16, 1981, in Honolulu.


**CAMERON
VAUGHN**

6-4 • 241 • LOUISIANA STATE

BORN: Feb. 27, 1984, in Terrytown, La.**HIGH SCHOOL:** Archbishop Shaw High School, Marrero, La.**ACQUIRED:** College Free Agent, 2006

50


LINEBACKER

Cameron Vaughn is a rookie linebacker from Louisiana State University who joined the Broncos as a college free agent on May 3, 2006. He was a three-year starter at LSU, where he played 52 career games (33 starts) and totaled 239 tackles (121 solo) along with seven sacks (44 yds.). Vaughn started at weakside linebacker as a sophomore and junior before moving to middle linebacker as a senior. In his first year as a starter at middle linebacker in 2005, Vaughn led the Tigers with 83 tackles (46 solo). He worked as LSU's starting weakside linebacker as a sophomore and junior, posting 55 tackles in 2003 and 63 tackles in 2004. He recorded six starts during LSU's 2003 season that saw the school capture a share of the National Championship. Vaughn was voted to the SEC All-Freshman Team in 2002 by the league's coaches as the only LSU true freshman to play every game. Rated the No. 9 linebacker in the nation by *Rivals.com* at Archbishop Shaw High School in Marrero, La., Vaughn was a Class 5A second-team all-state choice and district MVP as a senior. He majored in kinesiology at LSU. Cameron Jude Vaughn was born Feb. 27, 1984, in Terrytown, La.


**JEFF
WILLIAMS**

6-4 • 231 • ADAMS STATE


BORN: March 26, 1983, in Mead, Colo.**HIGH SCHOOL:** Skyline High School, Longmont, Colo.**ACQUIRED:** College Free Agent, 2006

4



Jeff Williams is a rookie punter from Adams State College who signed with the Broncos as a college free agent on May 17, 2006. In four seasons at Adams State (Alamosa, Colo.), Williams set an NCAA Division II record for career punting average with a 44.9 average on 240 punts that went for 10,780 yards. He received a total of 12 postseason All-America honors, including 11 first-team selections, from various media outlets in his final two collegiate seasons after leading NCAA Division II in punting average during each of those years. A four-time first-team All-Rocky Mountain Athletic Conference choice, Williams led all levels of college football with a 48.0-yard punting average as a junior. As a senior, Williams again led NCAA Division II with a 45.7-yard punting average. For his career, Williams recorded 80 punts of 50 or more yards. Williams played wide receiver and punter at Skyline High School in Longmont, Colo., garnering honorable mention all-conference accolades following his senior campaign. Jeff Williams, who married Jamie on Dec. 30, 2005, was born on March 26, 1983, in Mead, Colo.

2005 SEASON REVIEW



2005 FINAL REGULAR SEASON STATISTICS (13-3)

| Date | W-L | Score | Opponent | Attendance | RUSHING | No. | Yds | Avg | Long | TD |
|---------|-----|-------|--------------------|------------|------------------|------------|-------------|------------|-------------|-----------|
| Sept 11 | L | 10-34 | at Miami | 72,324 | M. Anderson | 239 | 1014 | 4.2 | 44t | 12 |
| Sept 18 | W | 20-17 | San Diego | 75,310 | Bell | 173 | 921 | 5.3 | 68 | 8 |
| Sept 26 | W | 30-10 | Kansas City | 76,381 | Dayne | 53 | 270 | 5.1 | 55 | 1 |
| Oct 2 | W | 20-7 | at Jacksonville | 66,045 | Plummer | 46 | 151 | 3.3 | 22 | 2 |
| Oct 9 | W | 21-19 | Washington | 75,880 | Lelie | 5 | 84 | 16.8 | 39 | 0 |
| Oct 16 | W | 28-20 | New England | 76,571 | Van Pelt | 11 | 48 | 4.4 | 11 | 1 |
| Oct 23 | L | 23-24 | at New York Giants | 78,516 | Sapp | 5 | 21 | 4.2 | 10 | 0 |
| Oct 30 | W | 49-21 | Philadelphia | 76,530 | Adams | 5 | 14 | 2.8 | 13 | 0 |
| Nov 13 | W | 31-17 | at Oakland | 62,779 | Johnson | 4 | 9 | 2.3 | 4 | 1 |
| Nov 20 | W | 27-0 | New York Jets | 76,255 | Smith | 1 | 7 | 7.0 | 7 | 0 |
| Nov 24 | W | 24-21 | at Dallas (OT) | 63,273 | BRONCOS | 542 | 2539 | 4.7 | 68 | 25 |
| Dec 4 | L | 27-31 | at Kansas City | 78,261 | OPPONENTS | 344 | 1363 | 4.0 | 61 | 10 |
| Dec 11 | W | 12-10 | Baltimore | 75,651 | RECEIVING | No. | Yds | Avg | Long | TD |
| Dec 17 | W | 28-17 | at Buffalo | 71,887 | Smith | 85 | 1105 | 13.0 | 72 | 6 |
| Dec 24 | W | 22-3 | Oakland | 76,212 | Lelie | 42 | 770 | 18.3 | 56 | 1 |
| Dec 31 | W | 23-7 | at San Diego | 65,513 | Putzier | 37 | 481 | 13.0 | 32 | 0 |

| TEAM STATISTICS | Den | Opp |
|--------------------|---------|---------|
| TOTAL FIRST DOWNS | 330 | 295 |
| Rushing | 145 | 82 |
| Passing | 162 | 183 |
| Penalty | 23 | 30 |
| 3RD DOWN: MADE/ATT | 76/210 | 76/207 |
| 3rd Down Pct. | 36.2 | 36.7 |
| 4TH DOWN: MADE/ATT | 14/19 | 10/19 |
| 4th Down Pct. | 73.7 | 52.6 |
| POSSESSION AVG. | 32:37 | 27:23 |
| TOTAL NET YARDS | 5766 | 5006 |
| Avg. Per Game | 360.4 | 312.9 |
| Total Plays | 1030 | 985 |
| Avg. Per Play | 5.6 | 5.1 |
| NET YARDS RUSHING | 2539 | 1363 |
| Avg. Per Game | 158.7 | 85.2 |
| Total Rushes | 542 | 344 |
| NET YARDS PASSING | 3227 | 3643 |
| Avg. Per Game | 201.7 | 227.7 |
| Sacked/Yards Lost | 23/146 | 28/190 |
| Gross Yards | 3373 | 3833 |
| Att./Completions | 465/279 | 613/344 |
| Completion Pct. | 60.0 | 56.1 |
| Had Intercepted | 7 | 20 |
| PUNTS/AVERAGE | 73/43.2 | 81/44.9 |
| NET PUNTING AVG. | 73/38.0 | 81/38.2 |
| PENALTIES/YARDS | 97/756 | 139/989 |
| FUMBLES/BALL LOST | 19/9 | 29/16 |
| TOUCHDOWNS | 46 | 31 |
| Rushing | 25 | 10 |
| Passing | 18 | 20 |
| Returns | 3 | 1 |

| SCORE BY PERIODS | 1 | 2 | 3 | 4 | OT | PTS |
|------------------|----|-----|----|-----|----|-----|
| BRONCOS | 81 | 143 | 83 | 85 | 3 | 395 |
| OPPONENTS | 44 | 61 | 37 | 116 | 0 | 258 |

| SCORING | TD | Ru | Pa | Ret | K-PAT | FG | S | PTS |
|------------------|-----------|-----------|-----------|----------|--------------|--------------|----------|------------|
| Elam | 0 | 0 | 0 | 0 | 43/44 | 24/32 | 0 | 115 |
| M. Anderson | 13 | 12 | 1 | 0 | 0 | 0 | 0 | 78 |
| Bell | 8 | 8 | 0 | 0 | 0 | 0 | 0 | 48 |
| Johnson | 6 | 1 | 5 | 0 | 0 | 0 | 0 | 36 |
| Smith | 6 | 0 | 6 | 0 | 0 | 0 | 0 | 36 |
| Bailey | 2 | 0 | 0 | 2 | 0 | 0 | 0 | 12 |
| Carswell | 2 | 0 | 2 | 0 | 0 | 0 | 0 | 12 |
| Plummer | 2 | 2 | 0 | 0 | 0 | 0 | 0 | 12 |
| S. Alexander | 1 | 0 | 1 | 0 | 0 | 0 | 0 | 6 |
| Dayne | 1 | 1 | 0 | 0 | 0 | 0 | 0 | 6 |
| Devoe | 1 | 0 | 1 | 0 | 0 | 0 | 0 | 6 |
| Duke | 1 | 0 | 1 | 0 | 0 | 0 | 0 | 6 |
| Lelie | 1 | 0 | 1 | 0 | 0 | 0 | 0 | 6 |
| Van Pelt | 1 | 1 | 0 | 0 | 0 | 0 | 0 | 6 |
| Da. Williams | 1 | 0 | 0 | 1 | 0 | 0 | 0 | 6 |
| Putzier | 0 | 0 | 0 | 0 | 0 | 0 | 0 | 2 |
| Veal | 0 | 0 | 0 | 0 | 0 | 0 | 1 | 2 |
| BRONCOS | 46 | 25 | 18 | 3 | 43/44 | 24/32 | 1 | 395 |
| OPPONENTS | 31 | 10 | 20 | 1 | 30/30 | 14/18 | 0 | 258 |

2-PT. CONVERSIONS: Putzier, **BRONCOS 1-2, OPPONENTS 0-1**

SACKS: Ekuban 4.0, Lynch 4.0, Pryce 4.0, Gold 3.0, Warren 3.0, Wilson 3.0, Brown 2.0, Coleman 1.0, M. Myers 1.0, Veal 1.0, Da. Williams 1.0, (group) 1.0, **TEAM 28.0, OPPONENTS 23.0**

| PASSING | Att | Cmp | Yds | Cmp% | Yds/Att | TD | TD% | Int | Int% | Long | Sack/Lost | Rating |
|------------------|------------|------------|-------------|-------------|-------------|-----------|------------|-----------|------------|------------|---------------|-------------|
| Plummer | 456 | 277 | 3366 | 60.7 | 7.38 | 18 | 3.9 | 7 | 1.5 | 72 | 22/135 | 90.2 |
| Van Pelt | 8 | 2 | 7 | 25.0 | 0.88 | 0 | 0.0 | 0 | 0.0 | 5 | 0/0 | 39.6 |
| Smith | 1 | 0 | 0 | 0.0 | 0.00 | 0 | 0.0 | 0 | 0.0 | 0 | 1/11 | 39.6 |
| BRONCOS | 465 | 279 | 3373 | 60.0 | 7.25 | 18 | 3.9 | 7 | 1.5 | 72 | 23/146 | 88.9 |
| OPPONENTS | 613 | 344 | 3833 | 56.1 | 6.25 | 20 | 3.3 | 20 | 3.3 | 91t | 28/190 | 72.2 |

2005 FINAL REGULAR SEASON DEFENSIVE STATISTICS

Based on official coaches statistics

| PLAYER | TOTAL | SOLO | ASSIST | SACKS/ Yds. | INT./ Yds. | PD | FF | FR |
|-------------------|------------|------------|------------|----------------|---------------|------------|-----------|-----------|
| 1. Gold | 106 | 81 | 25 | 3/17 | 0/0 | 5 | 4 | 2 |
| 2. Wilson | 90 | 72 | 18 | 3/12 | 0/0 | 9 | 2 | 1 |
| 3. Ferguson | 81 | 62 | 19 | 0/0 | 5/59 | 12 | 2 | 1 |
| 4. Bailey | 72 | 62 | 10 | 0/0 | 8/139 | 28 | 2 | 0 |
| 5. Lynch | 69 | 47 | 22 | 4/41 | 2/2 | 8 | 4 | 0 |
| 6. Williams, D.J. | 68 | 44 | 24 | 0/0 | 0/0 | 5 | 1 | 0 |
| 7. Foxworth | 66 | 59 | 7 | 0/0 | 2/23 | 18 | 1 | 1 |
| 8. Williams, Da. | 58 | 52 | 6 | 1/8 | 2/108 | 12 | 1 | 1 |
| 9. Myers | 50 | 28 | 22 | 1/10 | 0/0 | 2 | 0 | 1 |
| 10. Warren | 42 | 22 | 20 | 3/25 | 0/0 | 3 | 1 | 0 |
| 11. Ekuban | 41 | 28 | 13 | 4/21 | 0/0 | 2 | 0 | 1 |
| Pryce | 41 | 35 | 6 | 4/22 | 0/0 | 1 | 1 | 0 |
| 13. Brown | 38 | 30 | 8 | 2/14 | 0/0 | 1 | 0 | 2 |
| 14. Veal | 33 | 23 | 10 | 1/14 | 0/0 | 0 | 0 | 1 |
| 15. Engelberger | 24 | 17 | 7 | 0/0 | 0/0 | 0 | 0 | 0 |
| 16. Brandon | 20 | 13 | 7 | 0/0 | 0/0 | 3 | 0 | 1 |
| 17. Walls | 16 | 16 | 0 | 0/0 | 0/0 | 6 | 1 | 0 |
| 18. Cox | 11 | 9 | 2 | 0/0 | 1/48 | 5 | 0 | 0 |
| 19. Coleman | 10 | 6 | 4 | 1/6 | 0/0 | 1 | 0 | 0 |
| 20. Paymah | 3 | 2 | 1 | 0/0 | 0/0 | 0 | 0 | 0 |
| 21. Burns | 2 | 0 | 2 | 0/0 | 0/0 | 0 | 0 | 0 |
| Chukwurah | 2 | 1 | 1 | 0/0 | 0/0 | 0 | 0 | 0 |
| Pope | 2 | 2 | 0 | 0/0 | 0/0 | 0 | 0 | 0 |
| 24. Team | 0 | 0 | 0 | 1/0 | 0/0 | 0 | 0 | 0 |
| TOTALS | 945 | 711 | 234 | 28/190 | 20/379 | 121 | 20 | 12 |

NOTE: Special teams and miscellaneous tackles not included in above statistics.

MISCELLANEOUS TACKLES: Smith 3, S. Alexander 1, Dayne 1, Hamilton 1, Lelie 1, Nalen 1, Plummer 1, Putzier 1.

MISCELLANEOUS FUMBLE RECOVERIES: Carlisle 2, Bell 1, Plummer 1.

DEFENSIVE TOUCHDOWNS: Bailey (2): 25-yd. INT return vs. S.D. (9/18), 65-yd. INT return at Dal. (11/24); Da. Williams (1): 80-yd. INT return at Oak. (11/13).

TWO-POINT CONVERSION STOPS: Pass Failed (Brunell) vs. Was. (10/9).

BLOCKED KICKS: Pryce blocked a 38-yard field-goal attempt by Nick Novak (3rd quarter) vs. Was. (10/9).

2005 REGULAR SEASON SPECIAL TEAMS STATISTICS

Based on unofficial press box statistics

| PLAYER | TOTAL | SOLO | ASSIST | FF | FR | BK | BP | TD |
|-------------------|------------|-----------|-----------|----------|----------|----------|----------|----------|
| 1. Burns | 17 | 16 | 1 | 0 | 1 | 0 | 0 | 0 |
| 2. Paymah | 11 | 9 | 2 | 0 | 0 | 0 | 0 | 0 |
| 3. Green | 10 | 8 | 2 | 0 | 0 | 0 | 0 | 0 |
| 4. Cox | 9 | 8 | 1 | 0 | 0 | 0 | 0 | 0 |
| 5. Devoe | 8 | 8 | 0 | 1 | 2 | 0 | 0 | 0 |
| 6. Chukwurah | 7 | 5 | 2 | 0 | 0 | 0 | 0 | 0 |
| Foxworth | 7 | 7 | 0 | 0 | 1 | 0 | 0 | 0 |
| Sapp | 7 | 6 | 1 | 1 | 2 | 0 | 0 | 0 |
| 9. Alexander, R. | 6 | 4 | 2 | 0 | 1 | 0 | 0 | 0 |
| Brandon | 6 | 5 | 1 | 1 | 0 | 0 | 0 | 0 |
| 11. Leach | 5 | 5 | 0 | 0 | 0 | 0 | 0 | 0 |
| 12. Anderson, Ma. | 4 | 3 | 1 | 0 | 0 | 0 | 0 | 0 |
| Johnson | 4 | 3 | 1 | 0 | 0 | 0 | 0 | 0 |
| 14. Ferguson | 2 | 2 | 0 | 0 | 0 | 0 | 0 | 0 |
| Williams, D.J. | 2 | 2 | 0 | 1 | 0 | 0 | 0 | 0 |
| Williams, Da. | 2 | 2 | 0 | 0 | 0 | 0 | 0 | 0 |
| 17. Abdullah | 1 | 1 | 0 | 0 | 0 | 0 | 0 | 0 |
| Adams | 1 | 1 | 0 | 0 | 0 | 0 | 0 | 0 |
| Engelberger | 1 | 1 | 0 | 0 | 0 | 0 | 0 | 0 |
| Walls | 1 | 1 | 0 | 0 | 0 | 0 | 0 | 0 |
| 21. Pryce | 0 | 0 | 0 | 0 | 0 | 1 | 0 | 0 |
| TOTALS | 111 | 97 | 14 | 4 | 7 | 1 | 0 | 0 |

2005 REGULAR SEASON MISCELLANEOUS STATISTICS

DRIVE ENGINEERING

| Quarterback | Drives | Drives Ended By | | | | | | | | | | Points | | Pts./ Yielded Drive | Quarterback | Directing Offense** | |
|-------------|---------|-----------------|----|-----|-----|-----|-----|-----|-----|-----|---------|-------------------|-------|------------------------|-------------|---------------------|------|
| | Started | TD | FG | FGA | PNT | DWN | TRN | SAF | CLK | RPL | Yielded | Drive Efficiency* | Plays | | | Yards | Avg. |
| Plummer | 180 | 42 | 24 | 7 | 70 | 3 | 15 | 0 | 19 | 0 | 365 | 2:03 | 36.7% | 45.3% | 971 | 5628 | 5.8 |
| Van Pelt | 6 | 1 | 0 | 1 | 3 | 0 | 0 | 0 | 1 | 0 | 7 | 1:17 | 16.7% | 40.0% | 38 | 161 | 4.2 |
| DENVER | 186 | 43 | 24 | 8 | 73 | 3 | 15 | 0 | 20 | (0) | 372 | 2:00 | 36.0% | 45.2% | 1009 | 5789 | 5.7 |
| OPPONENTS | 176 | 30 | 14 | 4 | 81 | 8 | 32 | 1 | 6 | (0) | 251 | 1:43 | 25.0% | 28.2% | 984 | 5006 | 5.1 |

(* - the second number is the percentage the quarterback has put his team in position to score, allowing for missed field goals and subtracting those drives ended by the clock and replaced due to injury. Quarterbacks who leave the game during a drive only get a replacement credit if team goes on to earn at least one first down. Blocked punts for safeties counted as drive ended by punt; ** - does not include plays when not at helm or not truly setting a play in motion, i.e., muffed punts, kneel downs or spiked balls; 21-for [-23] in 2005.)

KICKOFF ANALYSIS

| | Total | | No. Ret. | | FC | | MF | | TB | | EZ+ | | OB | | OnS | | SQB | | Opp. OSY | | Ret. | | ASY | | Ret. | |
|-----------|-------|------|----------|------|-------|------|-------|------|-------|------|-------|------|-------|------|-------|------|-------|------|----------|------|-------|------|-------|------|-------|------|
| | Plays | Yds. | Plays | Yds. | Plays | Yds. | Plays | Yds. | Plays | Yds. | Plays | Yds. | Plays | Yds. | Plays | Yds. | Plays | Yds. | Plays | Yds. | Plays | Yds. | Plays | Yds. | Plays | Yds. |
| Sauerbrun | 77 | 62 | 0 | 0 | 0 | 0 | 0 | 0 | 0 | 0 | 0 | 0 | 0 | 0 | (0) | (0) | (0) | (0) | 2164 | 1859 | 028 | 030 | 028 | 030 | 028 | 030 |
| Elam | 3 | 1 | 0 | 0 | 0 | 0 | 0 | 0 | 0 | 0 | 0 | 0 | 0 | 0 | (0) | (0) | (0) | (0) | 44 | 44 | 044 | 044 | 044 | 044 | 044 | 044 |
| Ernster | 3 | 2 | 0 | 0 | 0 | 0 | 0 | 0 | 0 | 0 | 0 | 0 | 0 | 0 | (0) | (0) | (0) | (0) | 108 | 68 | 036 | 034 | 036 | 034 | 036 | 034 |
| DENVER | 81 | 65 | 0 | 0 | 0 | 0 | 0 | 0 | 0 | 0 | 0 | 0 | 0 | 0 | (0) | (0) | (0) | (0) | 2316 | 1971 | 029 | 030 | 029 | 030 | 029 | 030 |
| OPPONENTS | 56 | 45 | 1 | 0 | 0 | 0 | 0 | 0 | 0 | 0 | 0 | 0 | 0 | 0 | (4) | (1) | (1) | (1) | 1455 | 1229 | 026 | 027 | 026 | 027 | 026 | 027 |

(KEY: MF-muffed; EZ+through or over end zone; OSY-Opponent Starting Yardline; ASY-Average Starting Yardline; Ret-averages using returned kicks only. Onsidess (OnS), short squibs (SQB) and free kicks are omitted in figuring the above; out-of-bounds are not. Yardlines determined from spot of penalties, not after they are assessed. Returns on inside kicks are omitted from the above.)

FIRST DOWNS

| Team | Rushing | | | Passing | | | Overall | | | Miscellany | | |
|-----------|---------|------|------|---------|------|------|---------|------|------|------------|------|------|
| | Plays | Yds. | Avg. | Plays | Yds. | Avg. | Plays | Yds. | Avg. | Plays | Yds. | Avg. |
| DENVER | 272 | 1151 | 4.2 | 189 | 1481 | 7.8 | 461 | 2632 | 5.7 | 25 | 91 | 3.6 |
| OPPONENTS | 189 | 804 | 4.3 | 243 | 1483 | 6.1 | 432 | 2287 | 5.29 | 19 | 80 | 4.2 |

YARDS GAINED BY DOWN

| Team | 1st Down | | | 2nd Down | | | 3rd Down | | | 4th Down | | | Season | | |
|-----------|----------|-------|------|----------|-------|------|----------|-------|------|----------|-------|------|--------|-------|------|
| | Att | Yards | Avg. | Att | Yards | Avg. | Att | Yards | Avg. | Att | Yards | Avg. | Att | Yards | Avg. |
| DENVER | 461 | 2632 | 5.7 | 340 | 2091 | 6.2 | 210 | 959 | 4.6 | 19 | 84 | 4.4 | 1030 | 5766 | 5.60 |
| OPPONENTS | 432 | 2287 | 5.3 | 327 | 1721 | 5.3 | 207 | 894 | 4.3 | 19 | 104 | 5.5 | 985 | 5006 | 5.08 |

*-Overtime Yards: Denver 62, Opponent 0.

*-Drives In Opponent Territory (minus drives with 50+ scores or no plays): Denver 96/170 (56.4%, 24.9 ypd); Opponents 76/161 (47.2%, 21.6 ypd).

THIRD-DOWN EFFICIENCY

| Team | 3rd Down and----- | | | | | | | | | | Second | | |
|-----------|-------------------|-------|------|------|-------|------|-------|------|------|------|--------|-------|------|
| | 1 | 2 | 3 | 4 | 5 | 6 | 7 | 8 | 9 | 10 | 11-14 | 15-19 | 20+ |
| DENVER | 20-27 | 9-23 | 9-16 | 6-16 | 3-16 | 7-13 | 12-23 | 0-19 | 2-7 | 3-15 | 4-22 | 1-10 | 0-3 |
| OPPONENTS | 16-28 | 12-18 | 4-9 | 8-16 | 11-21 | 5-13 | 2-6 | 5-11 | 2-11 | 6-28 | 5-21 | 0-15 | 0-10 |

AVERAGE YARDS TO GO: Denver 6.5 (210/1361); Opponents 7.6 (207/1579).

OFFENSIVE BREAKDOWN: 76 conversions for 819 yards: 10.8, 10 TD; 134 failures for 140 yards (1.0); Opponents: 7 sacks, 3 interceptions, 1 fumble recovery.

DEFENSIVE BREAKDOWN: 76 conversions for 738 yards: 9.7, 6 TD; 131 failures for 156 yards (1.2); Denver: 6 sacks, 7 interceptions, 1 fumble recovery.

TURNOVER ANALYSIS

| | | | |
|-----------|---|--------------|---|
| DENVER | 16 turnovers led to 27 Opponent points: | 3 TD, 2 FG; | 10.5% of Opponents' total points (258). |
| OPPONENTS | 34 turnovers led to 108 Denver points: | 13 TD, 6 FG; | 27.3% of Denver's total points (395). |

AVERAGE STARTING FIELD POSITION

| | Denver | Opponent |
|--|------------|------------|
| Drives Started | 186 | 176 |
| Cumulative Starting Yardlines | 5924 | 4902 |
| Average Field Position | D32 | O28 |
| Drives Started In Plus Territory | 35 | 10 |
| Scores/TD, FG | 18/12.6 | 6/1.5 |
| FGA/Punts/Downs | 3/2/1 | 1/1/1 |
| Turnovers/Clock | 2/9 | 1/0 |
| Drives Started Inside Own 20/At Own 20 | 66 (35/31) | 61 (36/25) |

SCORING PCT. INSIDE-THE-20 (RED ZONE)

| | Denver | Opponent |
|--|------------|------------|
| Times Penetrated Opponent 20 | 57 | 39 |
| Total Scores | 50 | 33 |
| Touchdowns (Rush/Pass) | 35 (24/11) | 22 (10/12) |
| Field Goals-Attempts | 15-16 | 11-13 |
| Turnovers/Downs/Punts/Clock | 4/1/0/1 | 3/1/0/0 |
| Scores from Outside the 20/TD,FG | 18/8,10 | 11/8,3 |
| Overall Scoring Percentage | 87.7 | 84.6 |
| TD Percentage | 61.4 | 56.4 |
| *-Ran Out Clock Not Trying To Score | 1 | 0 |
| (*-not included in total count above.) | | |

YARDS LOST DUE TO PENALTY

| | Denver | Opponent |
|--------------------------------------|--------|----------|
| Times Penalized After Offensive Gain | 16 | 19 |
| Yards Lost Due To Penalties | 142 | 214 |
| Touchdowns Called Back | 4 | 2 |
| Field Goals Called Back | 0 | 0 |
| First Downs Lost | 10 | 11 |

TIME SPENT IN THE LEAD

| | Denver | Opponent | Tied |
|---------------------------------|--------|----------|--------|
| 16 Games (961:21 total minutes) | 561:15 | 162:02 | 238:04 |
| Percentage of Time In The Lead | 58.4 | 16.9 | 24.7 |

EXPANDED PUNTING

| Player | Number | | Return | | Avg. | | Long | | Pct. Not | |
|-----------|--------|-------|----------|-------|----------|----------|----------|----------|----------|----------|
| | Punts | Yards | Returned | Yards | Returned | Returned | Returned | Returned | Returned | Returned |
| Sauerbrun | 72 | 3157 | 43.85 | 36 | 266 | 7.4 | 20 | 50.0 | 38.49 | 24 |

| Inside Opp. Terr. | | Adjusted 50 & Out | |
|-------------------|------|-------------------|------|
| No. | Yds. | No. | Yds. |
| 16 | 569 | 56 | 2588 |

2005 GAME-BY-GAME SCORING DRIVES

| Date | Opp. | Pl. | Yds. | Time | Res. | Qtr. | Scoring Play |
|-------|----------|-----|------|------|------|------|---|
| 9-11 | at Mia. | 7 | 32 | 2:31 | FG | 2 | Elam 28 yd. field goal |
| 9-11 | at Mia. | 6 | 26 | 2:17 | TD | 4 | Johnson 2 yd. pass from Plummer (Elam kick) |
| 9-18 | vs. S.D. | 7 | 28 | 3:08 | FG | 1 | Elam 45 yd. field goal |
| 9-18 | vs. S.D. | 2 | 29 | 0:55 | TD | 4 | Johnson 3 yd. run (Elam kick) |
| 9-18 | vs. S.D. | 12 | 57 | 5:16 | FG | 4 | Elam 41 yd. field goal |
| 9-26 | vs. K.C. | 8 | 68 | 3:29 | FG | 1 | Elam 30 yd. field goal |
| 9-26 | vs. K.C. | 3 | 80 | 1:14 | TD | 1 | Anderson 44 yd. run (Elam kick) |
| 9-26 | vs. K.C. | 1 | 12 | 0:06 | TD | 1 | Smith 12 yd. pass from Plummer (Elam kick) |
| 9-26 | vs. K.C. | 9 | 42 | 3:58 | FG | 2 | Elam 51 yd. field goal |
| 9-26 | vs. K.C. | 10 | 70 | 6:26 | TD | 3 | Plummer 1 yd. run (Elam kick) |
| 9-26 | vs. K.C. | 13 | 82 | 7:00 | FG | 4 | Elam 25 yd. field goal |
| 10-2 | at Jac. | 17 | 80 | 9:15 | TD | 2 | Carswell 2 yd. pass from Plummer (Elam kick) |
| 10-2 | at Jac. | 8 | 64 | 3:55 | TD | 2 | Carswell 1 yd. pass from Plummer (Elam kick) |
| 10-2 | at Jac. | 7 | 36 | 3:29 | FG | 4 | Elam 33 yd. field goal |
| 10-2 | at Jac. | 7 | 39 | 3:22 | FG | 4 | Elam 42 yd. field goal |
| 10-9 | vs. Was. | 4 | 43 | 0:51 | TD | 1 | Bell 34 yd. run (Elam kick) |
| 10-9 | vs. Was. | 11 | 78 | 6:40 | TD | 2 | Lellie 5 yd. pass from Plummer (Elam kick) |
| 10-9 | vs. Was. | 3 | 60 | 0:54 | TD | 3 | Bell 55 yd. run (Elam kick) |
| 10-16 | vs. N.E. | 6 | 97 | 3:14 | TD | 2 | Bell 3 yd. run (Elam kick) |
| 10-16 | vs. N.E. | 5 | 91 | 2:44 | TD | 2 | Smith 6 yd. pass from Plummer (Elam kick) |
| 10-16 | vs. N.E. | 4 | 80 | 1:45 | TD | 2 | Johnson 1 yd. pass from Plummer (Elam kick) |
| 10-16 | vs. N.E. | 9 | 74 | 4:24 | TD | 3 | Anderson 2 yd. run (Elam kick) |
| 10-23 | at NYG | 7 | 15 | 3:34 | FG | 1 | Elam 49 yd. field goal |
| 10-23 | at NYG | 11 | 45 | 5:21 | FG | 1 | Lellie 42 yd. field goal |
| 10-23 | at NYG | 13 | 87 | 8:19 | TD | 2 | Anderson 2 yd. run (Elam kick) |
| 10-23 | at NYG | 3 | 60 | 1:34 | TD | 3 | Johnson 4 yd. pass from Plummer (Elam kick) |
| 10-23 | at NYG | 9 | 38 | 3:54 | FG | 4 | Elam 27 yd. field goal |
| 10-30 | vs. Phi. | 10 | 74 | 4:43 | TD | 1 | Anderson 2 yd. run (Elam kick) |
| 10-30 | vs. Phi. | 6 | 50 | 3:24 | TD | 1 | Johnson 6 yd. pass from Plummer (Elam kick) |
| 10-30 | vs. Phi. | 7 | 60 | 3:27 | TD | 2 | Smith 2 yd. pass from Plummer (Elam kick) |
| 10-30 | vs. Phi. | 6 | 48 | 3:12 | TD | 2 | Alexander 3 yd. pass from Plummer (Elam kick) |
| 10-30 | vs. Phi. | 5 | 80 | 3:24 | TD | 4 | Devoe 44 yd. pass from Plummer (Elam kick) |
| 10-30 | vs. Phi. | 4 | 87 | 2:21 | TD | 4 | Bell 67 yd. run (Elam kick) |
| 10-30 | vs. Phi. | 7 | 44 | 4:20 | TD | 4 | Bell 6 yd. run (Elam kick) |
| 11-13 | at Oak. | 2 | 30 | 0:39 | TD | 2 | Smith 27 yd. pass from Plummer (Elam kick) |
| 11-13 | at Oak. | 10 | 55 | 5:04 | FG | 2 | Elam 22 yd. field goal |
| 11-13 | at Oak. | 8 | 45 | 2:27 | FG | 2 | Elam 38 yd. field goal |
| 11-13 | at Oak. | 11 | 80 | 5:28 | TD | 3 | Anderson 1 yd. run (Elam kick) |
| 11-13 | at Oak. | 8 | 46 | 4:41 | FG | 3 | Elam 25 yd. field goal |
| 11-20 | vs. NYJ | 17 | 95 | 9:34 | TD | 1 | Anderson 66 yd. pass from Plummer (Elam kick) |
| 11-20 | vs. NYJ | 16 | 81 | 9:26 | FG | 2 | Elam 26 yd. field goal |
| 11-20 | vs. NYJ | 2 | 18 | 0:50 | TD | 2 | Anderson 1 yd. run (Elam kick) |
| 11-20 | vs. NYJ | 6 | 70 | 3:02 | FG | 4 | Elam 47 yd. field goal |
| 11-20 | vs. NYJ | 13 | 60 | 7:42 | TD | 4 | Anderson 3 yd. run (Elam kick) |
| 11-24 | at Dal. | 7 | 84 | 4:29 | TD | 2 | Smith 20 yd. pass from Plummer (Elam kick) |
| 11-24 | at Dal. | 11 | 90 | 6:20 | TD | 3 | Dayne 16 yd. run (Elam kick) |
| 11-24 | at Dal. | 3 | 62 | 1:21 | FG | OT | Elam 24 yd. field goal |
| 12-4 | at K.C. | 2 | 80 | 0:52 | TD | 1 | Anderson 66 yd. pass from Plummer (Elam kick) |
| 12-4 | at K.C. | 12 | 56 | 6:38 | TD | 2 | Anderson 1 yd. run (Elam kick) |
| 12-4 | at K.C. | 7 | 68 | 1:17 | TD | 2 | Van Pelt 7 yd. run (Elam kick) |
| 12-4 | at K.C. | 12 | 69 | 6:55 | FG | 3 | Elam 22 yd. field goal |
| 12-4 | at K.C. | 5 | 22 | 2:40 | FG | 4 | Elam 40 yd. field goal |
| 12-11 | vs. Bal. | 10 | 51 | 4:51 | FG | 1 | Elam 47 yd. field goal |
| 12-11 | vs. Bal. | 7 | 50 | 0:48 | FG | 2 | Elam 48 yd. field goal |
| 12-11 | vs. Bal. | 8 | 42 | 3:46 | TD | 3 | Johnson 7 yd. pass from Plummer (Elam kick failed, HUR) |
| 12-17 | at Buf. | 14 | 73 | 4:51 | TD | 2 | Smith 3 yd. pass from Plummer (Elam kick) |
| 12-17 | at Buf. | 10 | 69 | 4:07 | TD | 3 | Duke 1 yd. pass from Plummer (Elam kick) |
| 12-17 | at Buf. | 9 | 70 | 4:52 | TD | 3 | Anderson 11 yd. run (Elam kick) |
| 12-17 | at Buf. | 15 | 71 | 8:22 | TD | 4 | Anderson 6 yd. run (Elam kick) |
| 12-24 | vs. Oak. | 9 | 50 | 4:18 | FG | 1 | Elam 29 yd. field goal |
| 12-24 | vs. Oak. | 8 | 80 | 5:01 | TD | 1 | Plummer 1 yd. run (Elam kick) |
| 12-24 | vs. Oak. | 11 | 61 | 6:47 | TD | 2 | Anderson 2 yd. run (kick aborted) |
| 12-24 | vs. Oak. | 5 | 12 | 1:35 | FG | 3 | Elam 33 yd. field goal |
| 12-24 | vs. Oak. | 6 | 40 | 2:44 | FG | 3 | Elam 34 yd. field goal |
| 12-31 | at S.D. | 9 | 77 | 4:23 | TD | 2 | Bell 6 yd. run (Elam kick) |
| 12-31 | at S.D. | 1 | 1 | 0:03 | TD | 2 | Bell 1 yd. run (Elam kick) |
| 12-31 | at S.D. | 1 | 19 | 0:06 | TD | 4 | Bell 19 yd. run (Elam kick) |

2005 GAME OPENING DRIVES

| | | DENVER | | | OPPONENTS | | |
|--------|----------|--------|----|------|-----------|----|------|
| | | Pts. | FD | Yds. | Pts. | FD | Yds. |
| 9-11 | at Mia. | 0 | 0 | 2 | 0 | 1 | 25 |
| 9-18 | vs. S.D. | 0 | 4 | 81 | 0 | 0 | 4 |
| 9-26 | vs. K.C. | 3 | 3 | 68 | 0 | 2 | 34 |
| 10-2 | at Jac. | 0 | 1 | 22 | 0 | 0 | -5 |
| 10-9 | vs. Was. | 7 | 0 | 43 | 0 | 2 | 23 |
| 10-16 | vs. N.E. | 0 | 0 | 5 | 0 | 2 | 29 |
| 10-23 | at NYG | 3 | 1 | 15 | 0 | 1 | 11 |
| 10-30 | vs. Phi. | 7 | 4 | 74 | 0 | 0 | 0 |
| 11-13 | at Oak. | 0 | 1 | 28 | 0 | 1 | 23 |
| 11-20 | vs. NYJ | 7 | 8 | 95 | 0 | 1 | 27 |
| 11-24 | at Dal. | 0 | 0 | 3 | 0 | 0 | 4 |
| 12-4 | at K.C. | 7 | 1 | 80 | 0 | 2 | 31 |
| 12-11 | vs. Bal. | 3 | 2 | 51 | 3 | 0 | -1 |
| 12-17 | at Buf. | 0 | 0 | 9 | 7 | 3 | 56 |
| 12-24 | vs. Oak. | 3 | 3 | 50 | 0 | 2 | 30 |
| 12-31 | at S.D. | 0 | 0 | 3 | 0 | 1 | 15 |
| SEASON | | 40 | 28 | 629 | 10 | 18 | 306 |

2005 FINAL POSTSEASON STATISTICS (I-I)

| Date | W-L | Score | Opponent | Attendance | RUSHING | No. | Yds | Avg | Long | TD |
|--------|-----|-------|---------------------------|------------|------------------|-----------|------------|------------|-----------|----------|
| Jan 14 | W | 27-13 | New England (Divisional) | 76,238 | M. Anderson | 28 | 105 | 3.8 | 18 | 3 |
| Jan 22 | L | 17-34 | Pittsburgh (Conf. Champ.) | 76,755 | Bell | 11 | 50 | 4.5 | 11 | 0 |
| | | | | | Plummer | 14 | 38 | 2.7 | 8 | 0 |
| | | | | | BRONCOS | 53 | 193 | 3.6 | 18 | 3 |
| | | | | | OPPONENTS | 54 | 169 | 3.1 | 17 | 2 |

| TEAM STATISTICS | Den | Opp |
|--------------------|--------|--------|
| TOTAL FIRST DOWNS | 32 | 35 |
| Rushing | 11 | 8 |
| Passing | 17 | 27 |
| Penalty | 4 | 0 |
| 3RD DOWN: MADE/ATT | 9/25 | 13/27 |
| 3rd Down Pct. | 36.0 | 48.1 |
| 4TH DOWN: MADE/ATT | 2/4 | 0/1 |
| 4th Down Pct. | 50.0 | 0.0 |
| POSSESSION AVG. | 27:51 | 32:09 |
| TOTAL NET YARDS | 594 | 778 |
| Avg. Per Game | 297.0 | 389.0 |
| Total Plays | 114 | 121 |
| Avg. Per Play | 5.2 | 6.4 |
| NET YARDS RUSHING | 193 | 169 |
| Avg. Per Game | 96.5 | 84.5 |
| Total Rushes | 53 | 54 |
| NET YARDS PASSING | 401 | 609 |
| Avg. Per Game | 200.5 | 304.5 |
| Sacked/Yards Lost | 5/19 | 2/7 |
| Gross Yards | 420 | 616 |
| Att./Completions | 56/33 | 65/41 |
| Completion Pct. | 58.9 | 63.1 |
| Had Intercepted | 3 | 2 |
| PUNTS/AVERAGE | 8/45.1 | 7/42.0 |
| NET PUNTING AVG. | 8/38.9 | 7/37.7 |
| PENALTIES/YARDS | 8/44 | 16/143 |
| FUMBLES/BALL LOST | 3/2 | 4/3 |
| TOUCHDOWNS | 5 | 5 |
| Rushing | 3 | 2 |
| Passing | 2 | 3 |
| Returns | 0 | 0 |

| SCORE BY PERIODS | 1 | 2 | 3 | 4 | OT | PTS |
|------------------|---|----|----|----|----|-----|
| BRONCOS | 0 | 13 | 14 | 17 | 0 | 44 |
| OPPONENTS | 3 | 24 | 3 | 17 | 0 | 47 |

| SCORING | TD | Ru | Pa | Ret | K-PAT | FG | S | PTS |
|------------------|----------|----------|----------|----------|------------|------------|----------|-----------|
| M. Anderson | 3 | 3 | 0 | 0 | | | 0 | 18 |
| Elam | 0 | 0 | 0 | 0 | 5/5 | 3/3 | 0 | 14 |
| Lelie | 1 | 0 | 1 | 0 | | | 0 | 6 |
| Smith | 1 | 0 | 1 | 0 | | | 0 | 6 |
| BRONCOS | 5 | 3 | 2 | 0 | 5/5 | 3/3 | 0 | 44 |
| OPPONENTS | 5 | 2 | 3 | 0 | 5/5 | 4/5 | 0 | 47 |

2-PT. CONVERSIONS: BRONCOS 0-0, OPPONENTS 0-0

SACKS: M. Myers 1.0, D.J. Williams 0.5, Pryce 0.5,
BRONCOS 2.0, OPPONENTS 5.0

| PASSING | Att | Cmp | Yds | Cmp% | Yds/Att | TD | TD% | Int | Int% | Long | Sack/Lost | Rating |
|------------------|-----------|-----------|------------|-------------|-------------|----------|------------|----------|------------|-----------|-------------|-------------|
| Plummer | 56 | 33 | 420 | 58.9 | 7.50 | 2 | 3.6 | 3 | 5.4 | 42 | 5/19 | 72.0 |
| BRONCOS | 56 | 33 | 420 | 58.9 | 7.50 | 2 | 3.6 | 3 | 5.4 | 42 | 5/19 | 72.0 |
| OPPONENTS | 65 | 41 | 616 | 63.1 | 9.48 | 3 | 4.6 | 2 | 3.1 | 73 | 2/7 | 96.7 |

| RUSHING | No. | Yds | Avg | Long | TD |
|------------------|-----------|------------|------------|-----------|----------|
| M. Anderson | 28 | 105 | 3.8 | 18 | 3 |
| Bell | 11 | 50 | 4.5 | 11 | 0 |
| Plummer | 14 | 38 | 2.7 | 8 | 0 |
| BRONCOS | 53 | 193 | 3.6 | 18 | 3 |
| OPPONENTS | 54 | 169 | 3.1 | 17 | 2 |

| RECEIVING | No. | Yds | Avg | Long | TD |
|------------------|-----------|------------|-------------|-----------|----------|
| Smith | 10 | 157 | 15.7 | 42 | 1 |
| Lelie | 7 | 118 | 16.9 | 38 | 1 |
| Putzier | 7 | 92 | 13.1 | 24 | 0 |
| Bell | 5 | 28 | 5.6 | 9 | 0 |
| M. Anderson | 4 | 25 | 6.3 | 14 | 0 |
| BRONCOS | 33 | 420 | 12.7 | 42 | 2 |
| OPPONENTS | 41 | 616 | 15.0 | 73 | 3 |

| INTERCEPTIONS | No. | Yds | Avg | Long | TD |
|------------------|----------|------------|-------------|------------|----------|
| Bailey | 1 | 100 | 100.0 | 100 | 0 |
| Lynch | 1 | 5 | 5.0 | 5 | 0 |
| BRONCOS | 2 | 105 | 52.5 | 100 | 0 |
| OPPONENTS | 3 | 15 | 5.0 | 14 | 0 |

| PUNTING | No. | Yds | Avg | Net | TB | In | LG | B |
|------------------|----------|------------|-------------|-------------|----------|----------|-----------|----------|
| Sauerbrun | 8 | 361 | 45.1 | 38.9 | 0 | 4 | 58 | 0 |
| BRONCOS | 8 | 361 | 45.1 | 38.9 | 0 | 4 | 58 | 0 |
| OPPONENTS | 7 | 294 | 42.0 | 37.7 | 1 | 2 | 50 | 0 |

| PUNT RETURNS | Ret | FC | Yds | Avg | LG | TD |
|------------------|----------|----------|-----------|-------------|-----------|----------|
| Adams | 1 | 4 | 10 | 10.0 | 10 | 0 |
| BRONCOS | 1 | 4 | 10 | 10.0 | 10 | 0 |
| OPPONENTS | 5 | 2 | 50 | 10.0 | 14 | 0 |

| KICKOFF RETURNS | No. | Yds | Avg | Long | TD |
|------------------|----------|------------|-------------|-----------|----------|
| Adams | 7 | 164 | 23.4 | 47 | 0 |
| Sapp | 1 | 11 | 11.0 | 11 | 0 |
| Da. Williams | 1 | 19 | 19.0 | 19 | 0 |
| BRONCOS | 9 | 194 | 21.6 | 47 | 0 |
| OPPONENTS | 8 | 192 | 24.0 | 32 | 0 |

| FIELD GOALS | 1-19 | 20-29 | 30-39 | 40-49 | 50+ |
|------------------|------------|------------|------------|------------|------------|
| Elam | 0/0 | 1/1 | 1/1 | 0/0 | 1/1 |
| BRONCOS | 0/0 | 1/1 | 1/1 | 0/0 | 1/1 |
| OPPONENTS | 0/0 | 0/0 | 1/1 | 3/4 | 0/0 |

ELAM: (50G,34G)(23G)
OPPONENTS: (40G,32G,43N)(47G,42G)

2005 FINAL POSTSEASON DEFENSIVE STATISTICS

Based on official coaches statistics

| PLAYER | TOTAL | SOLO | ASSIST | SACKS/ Yds. | INT./ Yds. | PD | FF | FR |
|-------------------|------------|-----------|-----------|----------------|---------------|-----------|----------|----------|
| 1. Foxworth | 20 | 13 | 7 | 0/0 | 0/0 | 1 | 0 | 0 |
| 2. Williams, D.J. | 17 | 10 | 7 | 0.5/3.5 | 0/0 | 0 | 0 | 0 |
| 3. Wilson | 15 | 11 | 4 | 0/0 | 0/0 | 2 | 0 | 0 |
| 4. Ferguson | 14 | 9 | 5 | 0/0 | 0/0 | 1 | 1 | 0 |
| 5. Gold | 11 | 8 | 3 | 0/0 | 0/0 | 0 | 0 | 1 |
| 6. Lynch | 9 | 7 | 2 | 0/0 | 1/5 | 3 | 0 | 0 |
| 7. Brown | 8 | 8 | 0 | 0/0 | 0/0 | 1 | 1 | 0 |
| Myers | 8 | 7 | 1 | 1/0 | 0/0 | 0 | 0 | 0 |
| 9. Coleman | 6 | 6 | 0 | 0/0 | 0/0 | 0 | 0 | 0 |
| Warren | 6 | 2 | 4 | 0/0 | 0/0 | 0 | 0 | 0 |
| 11. Bailey | 5 | 3 | 2 | 0/0 | 1/100 | 4 | 0 | 0 |
| 12. Ekuban | 4 | 2 | 2 | 0/0 | 0/0 | 0 | 0 | 0 |
| Pryce | 4 | 2 | 2 | 0.5/3.5 | 0/0 | 0 | 0 | 0 |
| 14. Brandon | 3 | 2 | 1 | 0/0 | 0/0 | 0 | 0 | 0 |
| Williams, Da. | 3 | 3 | 0 | 0/0 | 0/0 | 0 | 0 | 0 |
| 16. Veal | 1 | 1 | 0 | 0/0 | 0/0 | 0 | 0 | 0 |
| TOTALS | 134 | 94 | 40 | 2/7 | 2/105 | 12 | 2 | 1 |

NOTE: Special teams and miscellaneous tackles not included in above statistics.

MISCELLANEOUS TACKLES: S. Alexander 1, Hamilton 1, Nalen 1.

MISCELLANEOUS FUMBLE RECOVERIES: None.

DEFENSIVE TOUCHDOWNS: None.

TWO-POINT CONVERSION STOPS: None.

BLOCKED KICKS: None.

2005 POSTSEASON SPECIAL TEAMS STATISTICS

Based on unofficial press box statistics

| PLAYER | TOTAL | SOLO | ASSIST | FF | FR | BK | BP | TD |
|---------------|-----------|-----------|----------|----------|----------|----------|----------|----------|
| 1. Brandon | 2 | 2 | 0 | 0 | 0 | 0 | 0 | 0 |
| Burns | 2 | 2 | 0 | 0 | 0 | 0 | 0 | 0 |
| Sapp | 2 | 2 | 0 | 0 | 1 | 0 | 0 | 0 |
| 4. Bell | 1 | 1 | 0 | 0 | 0 | 0 | 0 | 0 |
| Chukwurah | 1 | 1 | 0 | 0 | 0 | 0 | 0 | 0 |
| Green | 1 | 1 | 0 | 0 | 0 | 0 | 0 | 0 |
| Johnson | 1 | 1 | 0 | 0 | 0 | 0 | 0 | 0 |
| Paymah | 1 | 1 | 0 | 0 | 0 | 0 | 0 | 0 |
| Sauerbrun | 1 | 1 | 0 | 1 | 0 | 0 | 0 | 0 |
| 10. Leach | 0 | 0 | 0 | 0 | 1 | 0 | 0 | 0 |
| TOTALS | 12 | 12 | 0 | 1 | 2 | 0 | 0 | 0 |

DENVER'S 2005 RECORD WAS WHEN...

| Reg. | Post. | | Reg. | Post. | |
|------|-------|-------------------------------|------|-------|----------------------------------|
| 5-0 | 0-0 | leading after 1st quarter | 1-0 | 0-0 | Denver passes for 300 yards |
| 10-1 | 1-0 | leading after 2nd quarter | 1-0 | 1-0 | opponent passes for 300 yards |
| 12-1 | 1-0 | leading after 3rd quarter | 0-0 | 0-0 | playing in domes |
| 2-2 | 0-1 | trailing after 1st quarter | 13-3 | 1-1 | playing outdoors |
| 1-1 | 0-1 | trailing after 2nd quarter | 2-1 | 0-0 | playing on an artificial surface |
| 1-1 | 0-1 | trailing after 3rd quarter | 11-2 | 1-1 | playing on natural grass |
| 10-2 | 0-0 | Denver scores first | 6-1 | 0-1 | winning the coin toss |
| 3-1 | 1-1 | opponent scores first | 7-2 | 1-0 | losing the coin toss |
| 2-1 | 0-0 | tied at the half | 12-2 | 1-0 | scoring 20 or more points |
| 11-2 | 0-0 | Denver rushes for 100 yards | 3-3 | 0-1 | yielding 20 or more points |
| 1-2 | 0-0 | opponent rushes for 100 yards | 1-0 | 0-0 | in overtime games |
| 9-2 | 1-0 | winning turnover margin | 1-0 | 0-1 | losing turnover margin |

BLOCKED KICKS

| REG. SEASON | FGs | PATs | PUNTS | TOTAL | POSTSEASON | FGs | PATs | PUNTS | TOTAL |
|--------------|-----|------|-------|-------|--------------|-----|------|-------|-------|
| By Denver | 1 | 0 | 0 | 1 | By Denver | 0 | 0 | 0 | 0 |
| By Opponents | 1 | 0 | 1 | 2 | By Opponents | 0 | 0 | 0 | 0 |

2005 POSTSEASON MISCELLANEOUS STATISTICS

DRIVE ENGINEERING

| | Drives | Drives Ended By----- | | | | | | | | | | Points | Pts./ | Quarterback | Directing Offense** | | |
|-------------|---------|----------------------|----|-----|-----|-----|-----|-----|-----|-----|---------|--------|-------------------|-------------|---------------------|-------|------|
| | Started | TD | FG | FGA | PNT | DWN | TRN | SAF | CLK | RPL | Yielded | Drive | Drive Efficiency* | | Plays | Yards | Avg. |
| Quarterback | 25 | 5 | 3 | 0 | 8 | 1 | 5 | 0 | 3 | 0 | 44 | 1.76 | 32.0% | 36.4% | 111 | 597 | 5.4 |
| Plummer | 25 | 5 | 3 | 0 | 8 | 1 | 5 | 0 | 3 | 0 | 44 | 1.76 | 32.0% | 36.4% | 111 | 597 | 5.4 |
| DENVER | 25 | 5 | 3 | 0 | 8 | 1 | 5 | 0 | 3 | 0 | 44 | 1.76 | 32.0% | 36.4% | 111 | 597 | 5.4 |
| OPPONENTS | 22 | 5 | 4 | 1 | 7 | 1 | 3 | 0 | 1 | 0 | 47 | 2.14 | 40.9% | 47.6% | 121 | 778 | 6.4 |

(*the second number is the percentage the quarterback has put his team in position to score, allowing for missed field goals and subtracting those drives ended by the clock and replaced due to injury. Quarterbacks who leave the game during a drive only get a replacement credit if team goes on to earn at least one first down. Blocked punts for safeties counted as drive ended by punt; **does not include plays when not at helm or not truly setting a play in motion, i.e., muffed punts, kneel downs or spiked balls; 3-for [-3] in 2005 playoffs.)

KICKOFF ANALYSIS

| | No. | | FC | | MF | | TB | | EZ+ | | OB | | OnS | | SQB | | Opp. | | OSY | | ASY | |
|-----------|-------|------|----|---|----|---|----|---|-----|---|----|---|-----|-----|-----|-----|------|-----|-----|-----|-----|-----|
| | Total | Ret. | | | | | | | | | | | | | | | | | | | | |
| Kicker | 10 | 8 | 0 | 0 | 0 | 1 | 1 | 1 | 1 | 1 | 1 | 1 | (0) | (0) | (0) | (0) | 274 | 214 | 027 | 027 | 027 | 027 |
| Sauerbrun | 10 | 8 | 0 | 0 | 0 | 1 | 1 | 1 | 1 | 1 | 1 | 1 | (0) | (0) | (0) | (0) | 274 | 214 | 027 | 027 | 027 | 027 |
| DENVER | 10 | 8 | 0 | 0 | 0 | 1 | 1 | 1 | 1 | 1 | 1 | 1 | (0) | (0) | (0) | (0) | 274 | 214 | 027 | 027 | 027 | 027 |
| OPPONENTS | 11 | 9 | 0 | 0 | 0 | 1 | 0 | 1 | 0 | 1 | 1 | 1 | (0) | (0) | (0) | (0) | 331 | 271 | D30 | D30 | D30 | D30 |

(KEY: MF-muffed; EZ+through or over end zone; OSY-Opponent Cumulative Starting Yardlines; ASY-Average Starting Yardline; Ret-averages using returned kicks only. OnSides (OnS), short squibs (SQB) and free kicks (FK) omitted in figuring the above; out-of-bounds (OB) are not. Yardlines determined from spot of penalties. Returns on onside kicks/squibs are omitted from the above.)

FIRST DOWNS

| Team | Rushing | | | Passing | | | Overall | | | Times Gained | | | Miscellany | | |
|-----------|---------|------|------|---------|------|------|---------|------|------|--------------|-----|----|------------|----|----|
| | Plays | Yds. | Avg. | Plays | Yds. | Avg. | Plays | Yds. | Avg. | 20+ | 10+ | 5+ | 2- | 0 | TD |
| DENVER | 26 | 78 | 3.0 | 23 | 166 | 7.2 | 49 | 244 | 4.98 | 7 | 18 | 24 | 13 | 3 | 3 |
| OPPONENTS | 27 | 82 | 3.0 | 25 | 293 | 11.7 | 52 | 375 | 7.21 | 6 | 8 | 19 | 23 | 13 | 2 |

YARDS GAINED BY DOWN

| Team | 1st Down | | | 2nd Down | | | 3rd Down | | | 4th Down | | | Postseason | | |
|-----------|----------|-------|------|----------|-------|------|----------|-------|------|----------|-------|------|------------|-------|------|
| | Att | Yards | Avg. | Att | Yards | Avg. | Att | Yards | Avg. | Att | Yards | Avg. | Att | Yards | Avg. |
| DENVER | 49 | 244 | 5.0 | 36 | 179 | 5.0 | 25 | 163 | 6.5 | 4 | 8 | 2.0 | 114 | 594 | 5.21 |
| OPPONENTS | 52 | 375 | 7.2 | 41 | 248 | 6.0 | 27 | 155 | 5.7 | 1 | 0 | 0.0 | 121 | 778 | 6.43 |

*-Drives in Opponent Territory (minus drives with 50+ scores or no plays): Denver 16/25 (64.0%, 16.1 ypd); Opponents 14/22 (63.6%, 23.6 ypd).

THIRD-DOWN EFFICIENCY

| Team | 3rd Down and-- | | | | | | | | | | Second | | | Total | Pct. |
|-----------|----------------|-----|-----|-----|-----|-----|-----|-----|-----|-----|--------|-------|-----|-------|------|
| | 1 | 2 | 3 | 4 | 5 | 6 | 7 | 8 | 9 | 10 | 11-14 | 15-19 | 20+ | | |
| DENVER | 2-3 | 1-3 | 2-5 | 0-1 | 0-2 | 1-2 | 1-3 | 0-0 | 0-1 | 1-3 | 0-1 | 1-1 | 0-0 | 9-25 | 36.0 |
| OPPONENTS | 2-2 | 1-4 | 2-2 | 1-3 | 1-3 | 1-2 | 1-2 | 2-3 | 1-3 | 1-2 | 0-1 | 0-0 | 0-0 | 13-27 | 48.1 |

AVERAGE YARDS TO GO: Denver 5.6 (25/139), Opponents 5.6 (27/150).

OFFENSIVE BREAKDOWN: 9 conversions for 153 yards: 17.0, 0 TD; 16 failures for 10 yards (0.6); Opponents: 3 sacks, 0 interceptions, 0 fumble recoveries.

DEFENSIVE BREAKDOWN: 13 conversions for 142 yards: 10.9, 2 TD; 14 failures for 13 yards (0.9); Denver: 1 sack, 1 interception, 0 fumble recoveries.

TURNOVER ANALYSIS

| | | | |
|-----------|--|-------------|--|
| DENVER | 5 turnovers led to 24 Opponent points: | 3 TD, 1 FG; | 51.1% of Opponents' total points (47). |
| OPPONENTS | 5 turnovers led to 24 Denver points: | 3 TD, 1 FG; | 54.5% of Denver's total points (44). |

AVERAGE STARTING FIELD POSITION

| | Denver | Opponent |
|--|---------|----------|
| Drives Started | 25 | 22 |
| Cumulative Starting Yardlines | 914 | 642 |
| Average Field Position | D37 | N29 |
| Drives Started In Plus Territory | 5 | 4 |
| Scores/TD, FG | 4/3, 1 | 3/3, 0 |
| FGA/Punts/Downs | 0/0/0 | 0/1/0 |
| Turnovers/Clock | 1/0 | 0/0 |
| Drives Started Inside Own 20/At Own 20 | 6 (2/4) | 8 (1/7) |

SCORING PCT. INSIDE-THE-20 (RED ZONE)

| | Denver | Opponent |
|--|---------|----------|
| Times Penetrated Opponent 20 | 7 | 8 |
| Total Scores | 6 | 7 |
| Touchdowns (Rush/Pass) | 4 (3/1) | 5 (2/3) |
| Field Goals-Attempts | 2-2 | 2-2 |
| Turnovers/Downs/Punts/Clock | 0/1/0/0 | 1/0/0/0 |
| Scores From Outside the 20/TD,FG | 2/1, 1 | 2/0, 2 |
| Overall Scoring Percentage | 85.7 | 87.5 |
| TD Percentage | 57.1 | 62.5 |
| *-Ran Out Clock Not Trying To Score | 0 | 0 |
| (*-not included in total count above.) | | |

YARDS LOST DUE TO PENALTY

| | Denver | Opponent |
|--------------------------------------|--------|----------|
| Times Penalized After Offensive Gain | 1 | 2 |
| Yards Lost Due To Penalties | 2 | 18 |
| Touchdowns Called Back | 0 | 0 |
| Field Goals Called Back | 0 | 1 |
| First Downs Lost | 0 | 1 |

TIME SPENT IN THE LEAD

| | Denver | Opponent | Tied |
|--------------------------------|--------|----------|-------|
| 2 Games (120:00 total minutes) | 31:42 | 51:17 | 37:01 |
| Percentage of Time In The Lead | 26.4 | 42.7 | 30.9 |

EXPANDED PUNTING

| Player | Number | | Return | Avg. | Long | Pct. Not | Returned | Net Avg. | | | | Inside Opp. Terr. | | | | Adjusted 50 & Out | | | |
|-----------|--------|-------|--------|------|------|----------|----------|----------|-------|------|----|-------------------|-----|------|-----|-------------------|-----|------|--|
| | Punts | Yards | | | | | | Av. | In20 | In10 | TB | FC | No. | Yds. | No. | Yds. | Av. | | |
| Sauerbrun | 8 | 361 | 45.13 | 5 | 50 | 10.0 | 14 | 37.5 | 38.88 | 4 | 3 | 0 | 2 | 3 | 108 | 5 | 253 | 50.6 | |

2005 FINAL PRESEASON STATISTICS (4-0)

| DATE | W-L | SCORE | OPPONENT | ATTENDANCE | RUSHING | No. | Yds | Avg | Long | TD |
|--------|-----|-------|---------------|------------|-------------|-----|-----|-----|------|----|
| Aug 13 | W | 20-14 | at Houston | 70,016 | M. Anderson | 24 | 210 | 8.8 | 93t | 2 |
| Aug 20 | W | 26-21 | San Francisco | 70,794 | Dayne | 35 | 187 | 5.3 | 23 | 0 |
| Aug 27 | W | 37-24 | Indianapolis | 74,152 | Bell | 28 | 153 | 5.5 | 35 | 1 |
| Sept 2 | W | 30-21 | at Arizona | 40,888 | Van Pelt | 15 | 110 | 7.3 | 40 | 0 |
| | | | | | Griffin | 24 | 89 | 3.7 | 11 | 0 |

TEAM STATISTICS

| | Den | Opp |
|--------------------|---------|---------|
| TOTAL FIRST DOWNS | 84 | 76 |
| Rushing | 38 | 25 |
| Passing | 42 | 40 |
| Penalty | 4 | 11 |
| 3RD DOWN: MADE/ATT | 26/58 | 18/54 |
| 3rd Down Pct. | 44.8 | 33.3 |
| 4TH DOWN: MADE/ATT | 1/2 | 1/4 |
| 4th Down Pct. | 50.0 | 25.0 |
| POSSESSION AVG. | 31:42 | 28:18 |
| TOTAL NET YARDS | 1613 | 1251 |
| Avg. Per Game | 403.3 | 312.8 |
| Total Plays | 265 | 254 |
| Avg. Per Play | 6.1 | 4.9 |
| NET YARDS RUSHING | 800 | 420 |
| Avg. Per Game | 200.0 | 105.0 |
| Total Rushes | 137 | 103 |
| NET YARDS PASSING | 813 | 831 |
| Avg. Per Game | 203.3 | 207.8 |
| Sacked/Yards Lost | 9/63 | 14/76 |
| Gross Yards | 876 | 907 |
| Att./Completions | 119/67 | 137/82 |
| Completion Pct. | 56.3 | 59.9 |
| Had Intercepted | 1 | 1 |
| PUNTS/AVERAGE | 15/43.5 | 24/42.4 |
| NET PUNTING AVG. | 15/35.0 | 24/33.1 |
| PENALTIES/YARDS | 33/323 | 39/292 |
| FUMBLES/BALL LOST | 6/1 | 8/2 |
| TOUCHDOWNS | 12 | 10 |
| Rushing | 4 | 2 |
| Passing | 8 | 8 |
| Returns | 0 | 0 |

| | No. | Yds | Avg | Long | TD |
|--------------|-----|-----|------|------|----|
| RECEIVING | | | | | |
| Devove | 10 | 200 | 20.0 | 92t | 2 |
| Watts | 8 | 87 | 10.9 | 22t | 2 |
| Lelie | 6 | 134 | 22.3 | 40t | 1 |
| Adams | 6 | 77 | 12.8 | 19 | 0 |
| Smith | 6 | 76 | 12.7 | 17 | 0 |
| M. Anderson | 5 | 44 | 8.8 | 20 | 1 |
| Putzier | 4 | 76 | 19.0 | 28t | 1 |
| Dayne | 4 | 27 | 6.8 | 10 | 0 |
| Rice | 4 | 24 | 6.0 | 8 | 0 |
| K. Johnson | 3 | 45 | 15.0 | 27 | 0 |
| Luke | 3 | 28 | 9.3 | 16 | 0 |
| Bell | 3 | 23 | 7.7 | 13 | 0 |
| S. Alexander | 2 | 4 | 2.0 | 3t | 1 |
| Duke | 1 | 20 | 20.0 | 20 | 0 |
| Jackson | 1 | 13 | 13.0 | 13 | 0 |
| Griffin | 1 | -2 | -2.0 | -2 | 0 |

| | No. | Yds | Avg | Long | TD |
|-----------|-----|-----|------|------|----|
| BRONCOS | 67 | 876 | 13.1 | 92t | 8 |
| OPPONENTS | 82 | 907 | 11.1 | 58t | 8 |

| | No. | Yds | Avg | Long | TD |
|---------------|-----|-----|------|------|----|
| INTERCEPTIONS | | | | | |
| Brandon | 1 | 13 | 13.0 | 13 | 0 |
| BRONCOS | 1 | 13 | 13.0 | 13 | 0 |
| OPPONENTS | 1 | 0 | 0.0 | 0 | 0 |

| | No. | Yds | Avg | Net | TB | In | Lg | B |
|-----------|-----|------|------|------|----|----|----|---|
| PUNTING | | | | | | | | |
| Sauerbrun | 14 | 611 | 43.6 | 34.6 | 2 | 1 | 58 | 0 |
| Ernster | 1 | 41 | 41.0 | 41.0 | 0 | 0 | 41 | 0 |
| BRONCOS | 15 | 652 | 43.5 | 35.0 | 2 | 1 | 58 | 0 |
| OPPONENTS | 24 | 1017 | 42.4 | 33.1 | 2 | 6 | 58 | 0 |

| | | | | | | | | |
|------------|----|----|---------------|-----|-----|------|------|----|
| TOUCHDOWNS | 12 | 10 | INTERCEPTIONS | No. | Yds | Avg | Long | TD |
| Rushing | 4 | 2 | Brandon | 1 | 13 | 13.0 | 13 | 0 |
| Passing | 8 | 8 | BRONCOS | 1 | 13 | 13.0 | 13 | 0 |
| Returns | 0 | 0 | OPPONENTS | 1 | 0 | 0.0 | 0 | 0 |

| | No. | Yds | Avg | Long | TD |
|-----------------|-----|-----|------|------|----|
| KICKOFF RETURNS | | | | | |
| Da. Williams | 2 | 50 | 25.0 | 26 | 0 |
| R. Alexander | 1 | 20 | 20.0 | 20 | 0 |
| Luke | 1 | 15 | 15.0 | 15 | 0 |
| BRONCOS | 4 | 85 | 21.3 | 26 | 0 |
| OPPONENTS | 18 | 412 | 22.9 | 35 | 0 |

| | TD | Ru | Pa | Ret | K-PAT | FG | S | PTs |
|--------------|----|----|----|-----|-------|-------|---|-----|
| SCORING | | | | | | | | |
| Elam | 0 | 0 | 0 | 0 | 11/11 | 10/12 | 0 | 41 |
| M. Anderson | 3 | 2 | 1 | 0 | | | 0 | 18 |
| Devove | 2 | 0 | 2 | 0 | | | 0 | 12 |
| Watts | 2 | 0 | 2 | 0 | | | 0 | 12 |
| S. Alexander | 1 | 0 | 1 | 0 | | | 0 | 6 |
| Bell | 1 | 1 | 0 | 0 | | | 0 | 6 |
| Lelie | 1 | 0 | 1 | 0 | | | 0 | 6 |
| Mauck | 1 | 1 | 0 | 0 | | | 0 | 6 |
| Putzier | 1 | 0 | 1 | 0 | | | 0 | 6 |
| BRONCOS | 12 | 4 | 8 | 0 | 11/11 | 10/12 | 0 | 113 |
| OPPONENTS | 10 | 2 | 8 | 0 | 9/9 | 3/4 | 0 | 80 |

| | | | | | | | | | | | | | | | |
|-----------|----|---|---|---|-------|-------|---|-----|-----------------|-----|-----|------|------|----|---|
| Lelie | 1 | 0 | 1 | 0 | | | 0 | 6 | OPPONENTS | 10 | 2 | 87 | 8.7 | 17 | 0 |
| Mauck | 1 | 1 | 0 | 0 | | | 0 | 6 | | | | | | | |
| Putzier | 1 | 0 | 1 | 0 | | | 0 | 6 | KICKOFF RETURNS | No. | Yds | Avg | Long | TD | |
| BRONCOS | 12 | 4 | 8 | 0 | 11/11 | 10/12 | 0 | 113 | D. Williams | 2 | 50 | 25.0 | 26 | 0 | |
| OPPONENTS | 10 | 2 | 8 | 0 | 9/9 | 3/4 | 0 | 80 | R. Alexander | 1 | 20 | 20.0 | 20 | 0 | |

2005 FINAL PRESEASON DEFENSIVE STATISTICS

Based on unofficial press box statistics

| PLAYER | TOTAL | SOLO | ASSIST | SACKS/ Yds. | INT./ Yds. | PD | FF | FR |
|-------------------|------------|------------|-----------|----------------|---------------|-----------|----------|----------|
| 1. Foxworth | 15 | 12 | 3 | 0/0 | 0/0 | 2 | 0 | 0 |
| Paymah | 15 | 13 | 2 | 0/0 | 0/0 | 4 | 0 | 0 |
| 3. Williams, Da. | 14 | 12 | 2 | 1/8 | 0/0 | 3 | 0 | 0 |
| 4. Brandon | 11 | 9 | 2 | 0/0 | 1/13 | 2 | 0 | 0 |
| Engelberger | 11 | 10 | 1 | 4/26 | 0/0 | 0 | 0 | 0 |
| 6. Gold | 10 | 7 | 3 | 0/0 | 0/0 | 0 | 0 | 0 |
| LeSueur | 10 | 9 | 1 | 0/0 | 0/0 | 1 | 0 | 0 |
| 8. Davis | 9 | 6 | 3 | 0/0 | 0/0 | 3 | 0 | 0 |
| Pierce | 9 | 8 | 1 | 0/0 | 0/0 | 0 | 0 | 0 |
| Walls | 9 | 9 | 0 | 0/0 | 0/0 | 3 | 1 | 0 |
| Williams, D.J. | 9 | 7 | 2 | 1/2 | 0/0 | 0 | 0 | 0 |
| 12. Burns | 8 | 5 | 3 | 0/0 | 0/0 | 0 | 0 | 0 |
| Green | 8 | 8 | 0 | 1/6 | 0/0 | 0 | 1 | 0 |
| M. Myers | 8 | 8 | 0 | 0/0 | 0/0 | 0 | 0 | 0 |
| 15. Sykes | 7 | 5 | 2 | 1/5 | 0/0 | 0 | 0 | 0 |
| Wilson | 7 | 5 | 2 | 0/0 | 0/0 | 0 | 0 | 0 |
| 17. Chukwurah | 6 | 6 | 0 | 0/0 | 0/0 | 2 | 1 | 0 |
| Pryce | 6 | 6 | 0 | 2/20 | 0/0 | 1 | 0 | 0 |
| 19. Ferguson | 5 | 3 | 2 | 0/0 | 0/0 | 1 | 0 | 0 |
| Lynch | 5 | 5 | 0 | 0/0 | 0/0 | 0 | 0 | 0 |
| 21. Alexander, R. | 4 | 4 | 0 | 0/0 | 0/0 | 0 | 0 | 0 |
| Palepoi | 4 | 3 | 1 | 1/5 | 0/0 | 1 | 1 | 0 |
| Pope | 4 | 3 | 1 | 0/0 | 0/0 | 1 | 0 | 0 |
| 24. Anderson, Ma. | 3 | 2 | 1 | 0/0 | 0/0 | 1 | 0 | 0 |
| Coleman | 3 | 1 | 2 | 0/0 | 0/0 | 0 | 0 | 0 |
| Ekuban | 3 | 3 | 0 | 1/4 | 0/0 | 0 | 0 | 0 |
| Steele | 3 | 3 | 0 | 0/0 | 0/0 | 0 | 0 | 0 |
| Veal | 3 | 3 | 0 | 1/0 | 0/0 | 0 | 0 | 0 |
| 29. Ellis | 2 | 0 | 2 | 0/0 | 0/0 | 0 | 0 | 0 |
| 30. Babers | 1 | 1 | 0 | 0/0 | 0/0 | 0 | 0 | 0 |
| Cox | 1 | 1 | 0 | 0/0 | 0/0 | 0 | 0 | 0 |
| Warren | 1 | 1 | 0 | 0/0 | 0/0 | 0 | 0 | 0 |
| TEAM | 1 | 0 | 1 | 1/0 | 0/0 | 0 | 0 | 0 |
| 34. Browner | 0 | 0 | 0 | 0/0 | 0/0 | 1 | 0 | 0 |
| TOTALS | 215 | 178 | 37 | 14/76 | 1/13 | 26 | 4 | 0 |

NOTE: Special teams and miscellaneous tackles not included in above statistics.

MISCELLANEOUS TACKLES: Plummer 1.

MISCELLANEOUS FUMBLE RECOVERIES: Adams 1, Devoe 1, Van Pelt 1.

SPECIAL TEAMS TACKLES: LeSueur 4, Pierce 4, Devoe 3, Adams 2, R. Alexander 2, Brandon 2, Burns 2, Chukwurah 2, Green 2, Bell 1, Ferguson 1, Foxworth 1, Leach 1, Luke 1, Miree 1, Sapp 1, **TOTALS 33.**

SPECIAL TEAMS FORCED FUMBLES: Devoe 1.

SPECIAL TEAMS FUMBLE RECOVERIES: R. Alexander 1, LeSueur 1.

RICE FINISHES CAREER AS A BRONCO

Jerry Rice concluded his record-setting 20-year NFL career as a member of the Denver Broncos after competing with the team in the 2005 preseason.

Rice, a 13-time Pro Bowl selection and 11-time Associated Press All-Pro who is regarded as the greatest wide receiver in NFL history, agreed to terms with the Broncos on Wednesday, May 25, 2005. He played in all four of the Broncos' preseason games, starting twice, and caught four passes for 24 yards while wearing jersey No. 19.

The final reception of Rice's career was a 6-yard pass from quarterback Bradlee Van Pelt at 10:16 of the third quarter in Denver's last preseason game at Arizona on Sept. 2, 2005.

Rice announced his retirement from professional football at a morning press conference on Monday, Sept. 5, 2005, in the team meeting room of the Paul D. Bowlen Broncos Memorial Centre.

"Wow, I never thought I would see this day," Rice said in announcing his retirement. "But it's here now and I feel pretty good about it. I'm happy with my decision—coming here to Denver. I'd like to thank (Broncos Owner) Pat (Bowlen) and also (Head Coach) Mike (Shanahan) for giving me the opportunity to just come here and be part of something pretty special."



LONGEST SCORING DRIVES OF 2005

| | | |
|--------------------|-----------------------|---|
| Most Plays: | Broncos: 17 | (twice, last vs. New York Jets, Nov. 20, TD, 95 yds., 9:34) |
| | Opponent: 15 | (three times, last at Oakland, Nov. 13, TD, 72 yds., 5:03) |
| Most Yards: | Broncos: 97 | (vs. New England, Oct. 16, TD, 6 plays, 3:14) |
| | Opponent: 94 | (vs. Washington, Oct. 9, TD, 13 plays, 3:28) |
| Most Time: | Broncos: 9:34 | (vs. N.Y. Jets, Nov. 20, TD, 17 plays, 95 yds.) |
| | Opponent: 7:53 | (vs. Washington, Oct. 9, TD, 13 plays, 72 yds.) |

SHORTEST SCORING DRIVES OF 2005

| | | |
|----------------------|-----------------------|--|
| Fewest Plays: | Broncos: 1 | (three times, last at San Diego, Dec. 31, TD, 19 yds., 0:06) |
| | Opponent: 1 | (at Miami, Sept. 11, TD, 60 yds., 0:10) |
| Fewest Yards: | Broncos: 1 | (at San Diego, Dec. 31, TD, 1 play, 0:03) |
| | Opponent: -1 | (vs. Baltimore, Dec. 11, FG, 4 plays, 2:01) |
| Least Time: | Broncos: 0:03 | (at San Diego, Dec. 31, TD, 1 play, 1 yd.) |
| | Opponent: 0:10 | (at Miami, Sept. 11, TD, 1 play, 60 yds.) |

2005 SACK CHART

Ebenezer Ekuban (4.0) — 1.0 vs. Kansas City (9/26), 1.0 at Oakland (11/13), 1.0 vs. Baltimore (12/11), 1.0 at San Diego (12/31); **John Lynch (4.0)** — 1.0 vs. San Diego (9/18), 1.0 vs. Oakland (12/24), 2.0 at San Diego (12/31); **Trevor Pryce (4.0)** — 1.0 vs. Philadelphia (10/30), 1.0 at Oakland (11/13), 1.0 at Dallas (11/24), 1.0 at San Diego (12/31); **Ian Gold (3.0)** — 1.0 vs. San Diego (9/18), 1.0 vs. N.Y. Jets (11/20), 1.0 at San Diego (12/31); **Gerard Warren (3.0)** — 1.0 vs. Kansas City (9/26), 1.0 at Jacksonville (10/2), 1.0 at San Diego (12/31); **Al Wilson (3.0)** — 1.0 at Jacksonville (10/2), 1.0 vs. N.Y. Jets (11/20), 1.0 at Buffalo (12/17); **Courtney Brown (2.0)** — 1.0 vs. San Diego (9/18), 1.0 at Oakland (11/13); **Marco Coleman (1.0)** — 1.0 vs. N.Y. Jets (11/20); **Michael Myers (1.0)** — 1.0 at Oakland (11/13); **Demetris Veal (1.0)** — 1.0 vs. San Diego (9/18); **Darrent Williams (1.0)** — 1.0 Philadelphia (10/30); **Team (1.0)** — 1.0 vs. Baltimore (12/11).

2005 INTERCEPTION CHART

Champ Bailey (8) — 1 at Miami (9/11), 1 vs. San Diego (9/18), 1 at N.Y. Giants (10/23), 1 at Oakland (11/13), 1 vs. N.Y. Jets (11/20), 1 at Dallas (11/24), 1 vs. Baltimore (12/11), 1 vs. Baltimore (12/11); **Nick Ferguson (5)** — 1 at Jacksonville (10/2), 1 at Oakland (11/13), 1 at Dallas (11/24), 1 vs. Baltimore (12/11), 1 vs. Oakland (12/24); **John Lynch (2)** — 1 vs. Philadelphia (10/30), 1 vs. N.Y. Jets (11/20); **Domonique Foxworth (2)** — 1 at Jacksonville (10/2), 1 vs. Philadelphia (10/30); **Darrent Williams (2)** — 1 at Oakland (11/13), 1 at K.C. (12/4); **Curome Cox (1)** — 1 at San Diego (12/31).

2005 GAME-BY-GAME STARTERS

| OFFENSE | | | | | | | | | | | | | |
|------------------|-------|-------|----------|-------|----------|--------|-----------|-------|---------|----------|---------|-------|--|
| GAME | WR | LT | LG | C | RG | RT | TE | WR | QB | RB | FB | OTHER | |
| at Mia. (9/11) | Smith | Lepis | Hamilton | Nalen | Carlisle | Foster | Alexander | Lelie | Plummer | Anderson | Johnson | | |
| vs. S.D. (9/18) | Smith | Lepis | Hamilton | Nalen | Carlisle | Foster | Alexander | Lelie | Plummer | Anderson | Johnson | | |
| vs. K.C. (9/26) | Smith | Lepis | Hamilton | Nalen | Carlisle | Foster | Alexander | Lelie | Plummer | Anderson | Johnson | | |
| at Jac. (10/2) | Smith | Lepis | Hamilton | Nalen | Carlisle | Foster | Alexander | Lelie | Plummer | Anderson | Johnson | | |
| vs. Was. (10/9) | Smith | Lepis | Hamilton | Nalen | Carlisle | Foster | Alexander | Lelie | Plummer | Anderson | Johnson | | |
| vs. N.E. (10/16) | Smith | Lepis | Hamilton | Nalen | Carlisle | Foster | Alexander | Lelie | Plummer | Anderson | Johnson | | |
| at NYG (10/23) | Smith | Lepis | Hamilton | Nalen | Carlisle | Foster | Alexander | Lelie | Plummer | Anderson | Johnson | | |
| vs. Phi. (10/30) | Smith | Lepis | Hamilton | Nalen | Carlisle | Foster | Alexander | Lelie | Plummer | Anderson | Johnson | | |
| at Oak. (11/13) | Smith | Lepis | Hamilton | Nalen | Carlisle | Foster | Alexander | Adams | Plummer | Anderson | Johnson | | |
| vs. NYJ (11/20) | Smith | Lepis | Hamilton | Nalen | Carlisle | Foster | Alexander | Lelie | Plummer | Anderson | Johnson | | |
| at Dal. (11/24) | Smith | Lepis | Hamilton | Nalen | Carlisle | Foster | Alexander | Lelie | Plummer | Anderson | Johnson | | |
| at K.C. (12/4) | Smith | Lepis | Hamilton | Nalen | Carlisle | Foster | Alexander | Lelie | Plummer | Anderson | Johnson | | |
| vs. Bal. (12/11) | Smith | Lepis | Hamilton | Nalen | Carlisle | Foster | Alexander | Lelie | Plummer | Anderson | Johnson | | |
| at Buf. (12/17) | Smith | Lepis | Hamilton | Nalen | Carlisle | Foster | Putzier | Lelie | Plummer | Anderson | Johnson | | |
| vs. Oak. (12/24) | Smith | Lepis | Hamilton | Nalen | Carlisle | Foster | Alexander | Lelie | Plummer | Anderson | Johnson | | |
| at S.D. (12/31) | Smith | Lepis | Hamilton | Nalen | Carlisle | Foster | Alexander | | Plummer | Bell | Johnson | | |
| vs. N.E. (1/14) | Smith | Lepis | Hamilton | Nalen | Carlisle | Foster | Alexander | Lelie | Plummer | Anderson | Johnson | | |
| vs. Pit. (1/22) | Smith | Lepis | Hamilton | Nalen | Carlisle | Foster | Alexander | | Plummer | Anderson | Johnson | | |

| DEFENSE | | | | | | | | | | | | | |
|------------------|--------|--------|--------|--------|------|--------|---------------|----------|--------------|----------|-------|-------|--|
| GAME | LDE | LDT | RDT | RDE | WLB | MLB | SLB | LCB | RCB | FS | SS | OTHER | |
| at Mia. (9/11) | Ekuban | Myers | Warren | Pryce | Gold | Wilson | D.J. Williams | Bailey | Walls | Ferguson | Lynch | | |
| vs. S.D. (9/18) | Ekuban | Myers | Warren | Pryce | Gold | Wilson | D.J. Williams | Bailey | Walls | Ferguson | Lynch | | |
| vs. K.C. (9/26) | Brown | Myers | Warren | Pryce | Gold | Wilson | D.J. Williams | Bailey | Da. Williams | Ferguson | Lynch | | |
| at Jac. (10/2) | Brown | Myers | Warren | Pryce | Gold | Wilson | D.J. Williams | Foxworth | Walls | Ferguson | Lynch | | |
| vs. Was. (10/9) | Brown | Myers | Warren | Pryce | Gold | Wilson | D.J. Williams | Foxworth | Da. Williams | Ferguson | Lynch | | |
| vs. N.E. (10/16) | Brown | Myers | Warren | Pryce | Gold | Wilson | D.J. Williams | Bailey | Da. Williams | Ferguson | Lynch | | |
| at NYG (10/23) | Brown | Myers | Warren | Pryce | Gold | Wilson | D.J. Williams | Bailey | Da. Williams | Ferguson | Lynch | | |
| vs. Phi. (10/30) | Brown | Warren | Pryce | Ekuban | Gold | Wilson | | Bailey | Da. Williams | Ferguson | Lynch | | |
| at Oak. (11/13) | Brown | Myers | Warren | Pryce | Gold | Wilson | | Bailey | Da. Williams | Ferguson | Lynch | | |
| vs. NYJ (11/20) | Brown | Myers | Warren | Pryce | Gold | Wilson | D.J. Williams | Bailey | Da. Williams | Ferguson | Lynch | | |
| at Dal. (11/24) | Brown | Myers | Warren | Pryce | Gold | Wilson | D.J. Williams | Bailey | Da. Williams | Ferguson | Lynch | | |
| at K.C. (12/4) | Brown | Myers | Warren | Pryce | Gold | Wilson | D.J. Williams | Bailey | Da. Williams | Ferguson | Lynch | | |
| vs. Bal. (12/11) | Brown | Myers | Warren | Pryce | Gold | Wilson | D.J. Williams | Bailey | Foxworth | Ferguson | Lynch | | |
| at Buf. (12/17) | Brown | Myers | Warren | Pryce | Gold | Wilson | D.J. Williams | Bailey | Foxworth | Ferguson | Lynch | | |
| vs. Oak. (12/24) | Brown | Myers | Warren | Pryce | Gold | Wilson | D.J. Williams | Bailey | Foxworth | Ferguson | Lynch | | |
| at S.D. (12/31) | Ekuban | Myers | Warren | Pryce | Gold | Burns | D.J. Williams | Bailey | Foxworth | Ferguson | Lynch | | |
| vs. N.E. (1/14) | Brown | Myers | Warren | Pryce | Gold | Wilson | D.J. Williams | Bailey | Foxworth | Ferguson | Lynch | | |
| vs. Pit. (1/22) | Brown | Myers | Warren | Pryce | Gold | Wilson | D.J. Williams | Bailey | Foxworth | Ferguson | Lynch | | |

2005 INDIVIDUAL SINGLE-GAME HIGHS

BRONCOS

| | REGULAR SEASON | POSTSEASON |
|------------------------------------|--|--|
| YARDS RUSHING | 127 Tatum Bell, vs. Washington (10/9/05) | 69 Mike Anderson, vs. New England (1/14/06) |
| RUSHING ATTEMPTS | 26 Mike Anderson, vs. N.Y. Jets (11/20/05) | 19 Mike Anderson, vs. New England (1/14/06) |
| RUSHING TOUCHDOWNS | 3 twice, last Tatum Bell, at San Diego (12/31/05) | 2 Mike Anderson, vs. New England (1/14/06) |
| YARDS PASSING | 309 Jake Plummer, vs. Philadelphia (10/30/05) | 223 Jake Plummer, vs. Pittsburgh (1/22/06) |
| PASS ATTEMPTS | 48 Jake Plummer, at Miami (9/11/05) | 30 Jake Plummer, vs. Pittsburgh (1/22/06) |
| PASS COMPLETIONS | 23 Jake Plummer, vs. San Diego (9/18/05) | 18 Jake Plummer, vs. Pittsburgh (1/22/06) |
| TOUCHDOWN PASSES | 4 Jake Plummer, vs. Philadelphia (10/30/05) | 1 twice, last Jake Plummer, vs. Pittsburgh (1/22/06) |
| PASSES HAD INTERCEPTED | 2 twice, last Jake Plummer, at Kansas City (12/4/05) | 2 Jake Plummer, vs. Pittsburgh (1/22/06) |
| RECEPTIONS | 11 Rod Smith, at Buffalo (12/17/05) | 6 Rod Smith, vs. New England (1/14/06) |
| RECEIVING YARDS | 137 Rod Smith, at Buffalo (12/17/05) | 96 Rod Smith, vs. New England (1/14/06) |
| RECEIVING TOUCHDOWNS | 2 Dwayne Carswell, at Jacksonville (10/2/05) | 1 twice, last Ashley Lelie, vs. Pittsburgh (1/22/06) |
| TOTAL YARDS FROM SCRIMMAGE | 142 Mike Anderson, twice, last vs. Philadelphia (10/30/05) | 96 Rod Smith, vs. New England (1/14/06) |
| FIELD GOALS | 3 Jason Elam, four times, last vs. Oakland (12/24/05) | 2 Jason Elam, vs. New England (1/14/06) |
| TACKLES | 12 Nick Ferguson, at Miami (9/11/05) | 11 Dmonique Foxworth, vs. Pittsburgh (1/22/06) |
| INTERCEPTIONS | 1 20 times, last Curume Cox, at San Diego (12/31/05) | 1 C. Bailey and J. Lynch, vs. New England (1/14/06) |
| SACKS | 2.0 John Lynch, at San Diego (12/31/05) | 1.0 M. Myers and D.J. Williams, vs. Pittsburgh (1/22/06) |
| LONGEST RUN FROM SCRIMMAGE | 68 Tatum Bell, vs. New England (10/16/05) | 18 Mike Anderson, vs. New England (1/14/06) |
| LONGEST PASS COMPLETION | 72 Jake Plummer, vs. New England (10/16/05) | 42 Jake Plummer, vs. New England (1/14/06) |
| LONGEST PASS RECEPTION | 72 Rod Smith, vs. New England (10/16/05) | 42 Rod Smith, vs. New England (1/14/06) |
| LONGEST INTERCEPTION RETURN | 80 Darrent Williams, at Oakland (11/13/05) | 100 Champ Bailey, vs. New England (1/14/06) |
| LONGEST PUNT RETURN | 52 Darrent Williams, at Oakland (11/13/05) | 10 Charlie Adams, vs. New England (1/14/06) |
| LONGEST KICKOFF RETURN | 36 Darrent Williams, at Kansas City (12/4/05) | 47 Charlie Adams, vs. Pittsburgh (1/22/06) |
| LONGEST PUNT | 66 Todd Sauerbrun, vs. New England (10/16/05) | 58 Todd Sauerbrun, vs. New England (1/14/06) |
| LONGEST FIELD GOAL | 51 Jason Elam, vs. Kansas City (9/26/05) | 50 Jason Elam, vs. New England (1/14/06) |

OPPONENTS

| | REGULAR SEASON | POSTSEASON |
|------------------------------------|--|--|
| YARDS RUSHING | 140 Larry Johnson, at Kansas City (12/4/05) | 57 Corey Dillon, vs. New England (1/14/06) |
| RUSHING ATTEMPTS | 30 Larry Johnson, at Kansas City (12/4/05) | 15 Jerome Bettis, vs. Pittsburgh (1/22/06) |
| RUSHING TOUCHDOWNS | 2 twice, last Larry Johnson, at Kansas City (12/4/05) | 1 J. Bettis and B. Roethlisberger, vs. Pittsburgh (1/22/06) |
| YARDS PASSING | 322 Mark Brunell, vs. Washington (10/9/05) | 341 Tom Brady, vs. New England (1/14/06) |
| PASS ATTEMPTS | 53 Mark Brunell, vs. Washington (10/9/05) | 36 Tom Brady, vs. New England (1/14/06) |
| PASS COMPLETIONS | 30 Mark Brunell, vs. Washington (10/9/05) | 21 Ben Roethlisberger, vs. Pittsburgh (1/22/06) |
| TOUCHDOWN PASSES | 3 Donovan McNabb, vs. Philadelphia (10/30/05) | 2 Ben Roethlisberger, vs. Pittsburgh (1/22/06) |
| PASSES HAD INTERCEPTED | 3 Kerry Collins, at Oakland (11/13/05) | 2 Tom Brady, vs. New England (1/14/06) |
| RECEPTIONS | 9 twice, last Eric Moulds, at Buffalo (12/17/05) | 8 Deion Branch, vs. New England (1/14/06) |
| RECEIVING YARDS | 154 Terrell Owens, vs. Philadelphia (10/30/05) | 153 Deion Branch, vs. New England (1/14/06) |
| RECEIVING TOUCHDOWNS | 1 20 times, last J. Burns, at Buffalo (12/17/05) | 1 twice, last H. Ward and C. Wilson, vs. Pittsburgh (1/22/06) |
| TOTAL YARDS FROM SCRIMMAGE | 156 Terrell Owens, vs. Philadelphia (10/30/05) | 153 Deion Branch, vs. New England (1/14/06) |
| FIELD GOALS | 2 three times, last Adam Vinatieri, vs. New England (10/16/05) | 2 twice, last Jeff Reed, vs. Pittsburgh (1/22/06) |
| TACKLES | 14 twice, last Jonathan Vilma, vs. N.Y. Jets (11/20/05) | 8 Ty Warren, vs. New England (1/14/06) |
| INTERCEPTIONS | 1 seven times, last Stuart Schweigert, vs. Oakland (12/24/05) | 1 twice, last L. Foote and I. Taylor, vs. Pittsburgh (1/22/06) |
| SACKS | 1.5 Reggie Hayward, at Jacksonville (10/2/05) | 2.0 Brett Keisel, vs. Pittsburgh (1/22/06) |
| LONGEST RUN FROM SCRIMMAGE | 61 Chris Chambers, at Miami (9/11/05) | 17 Corey Dillon, vs. New England (1/14/06) |
| LONGEST PASS COMPLETION | 91 Donovan McNabb, vs. Philadelphia (10/30/05) | 73 Tom Brady, vs. New England (1/14/06) |
| LONGEST PASS RECEPTION | 91 Terrell Owens, vs. Philadelphia (10/30/05) | 73 Deion Branch, vs. New England (1/14/06) |
| LONGEST INTERCEPTION RETURN | 25 Lance Schulters, at Miami (9/11/05) | 14 Larry Foote, vs. Pittsburgh (1/22/06) |
| LONGEST PUNT RETURN | 20 Wes Welker, at Miami (9/11/05) | 14 Tim Dwight, vs. New England (1/14/06) |
| LONGEST KICKOFF RETURN | 87 B.J. Sams, vs. Baltimore (12/11/05) | 32 Ellis Hobbs, vs. New England (1/14/06) |
| LONGEST PUNT | 64 Shane Lechler, vs. Oakland (12/24/05) | 50 Josh Miller, vs. New England (1/14/06) |
| LONGEST FIELD GOAL | 52 Jay Feely, at N.Y. Giants (10/23/05) | 47 Jeff Reed, vs. Pittsburgh (1/22/06) |

2005 BRONCOS SINGLE-GAME HIGHS & LOWS

| | HIGH | LOW |
|----------------------------------|---|---|
| TOTAL FIRST DOWNS | 28 twice, last vs. N.Y. Jets (11/20/05) | 11 vs. Washington (10/9/05) |
| Postseason | 16 twice, last vs. Pittsburgh (1/22/06) | 16 twice, last vs. Pittsburgh (1/22/06) |
| TOTAL NET YARDS | 564 vs. Philadelphia (10/30/05) | 241 at San Diego (12/31/05) |
| Postseason | 308 vs. Pittsburgh (1/22/06) | 286 vs. New England (1/14/06) |
| TOTAL OFFENSIVE PLAYS | 76 vs. N.Y. Jets (11/20/05) | 46 at Dallas (11/24/05) |
| Postseason | 60 vs. New England (1/14/06) | 54 vs. Pittsburgh (1/22/06) |
| NET YARDS RUSHING | 255 vs. Philadelphia (10/30/05) | 70 at Miami (9/11/05) |
| Postseason | 97 vs. Pittsburgh (1/22/06) | 96 vs. New England (1/14/06) |
| RUSHING ATTEMPTS | 48 vs. N.Y. Jets (11/20/05) | 20 twice, last at Dallas (11/24/05) |
| Postseason | 32 vs. New England (1/14/06) | 21 vs. Pittsburgh (1/22/06) |
| NET YARDS PASSING | 309 vs. Philadelphia (10/30/05) | 84 at San Diego (12/31/05) |
| Postseason | 211 vs. Pittsburgh (1/22/06) | 190 vs. New England (1/14/06) |
| PASS ATTEMPTS | 48 at Miami (9/11/05) | 18 vs. Kansas City (9/26/05) |
| Postseason | 30 vs. Pittsburgh (1/22/06) | 26 vs. New England (1/14/06) |
| PASS COMPLETIONS | 23 vs. San Diego (9/18/05) | 10 twice, last at San Diego (12/31/05) |
| Postseason | 18 vs. Pittsburgh (1/22/06) | 15 vs. New England (1/14/06) |
| PASSES HAD INTERCEPTED | 2 twice, last at Kansas City (12/4/05) | 0 11 times, last at San Diego (12/31/05) |
| Postseason | 2 vs. Pittsburgh (1/22/06) | 1 vs. New England (1/14/06) |
| TIMES SACKED | 3.0 twice, last at Jacksonville (10/2/05) | 0 three times, last at Oakland (11/13/05) |
| Postseason | 3.0 vs. Pittsburgh (1/22/06) | 2.0 vs. New England (1/14/06) |
| PUNTS | 8 vs. Washington (10/9/05) | 1 vs. Kansas City (9/26/05) |
| Postseason | 6 vs. New England (1/14/06) | 2 vs. Pittsburgh (1/22/06) |
| GROSS PUNTING AVERAGE | 55.0 vs. Kansas City (9/26/05) | 30.5 at Buffalo (12/17/05) |
| Postseason | 45.7 vs. New England (1/14/06) | 43.5 vs. Pittsburgh (1/22/06) |
| NET PUNTING AVERAGE | 46.9 vs. New England (10/16/05) | 30.5 at Buffalo (12/17/05) |
| Postseason | 39.5 vs. New England (1/14/06) | 37.0 vs. Pittsburgh (1/22/06) |
| PUNT RETURNS | 6 vs. Philadelphia (10/30/05) | 0 vs. Washington (10/9/05) |
| Postseason | 1 vs. New England (1/14/06) | 0 vs. Pittsburgh (1/22/06) |
| PUNT RETURN YARDS | 66 vs. San Diego (9/18/05) | 0 vs. Washington (10/9/05) |
| Postseason | 10 vs. New England (1/14/06) | 0 vs. Pittsburgh (1/22/06) |
| KICKOFF RETURNS | 6 at Kansas City (12/4/05) | 1 four times, last vs. N.Y. Jets (11/20/05) |
| Postseason | 5 vs. Pittsburgh (1/22/06) | 4 vs. New England (1/14/06) |
| KICKOFF RETURN YARDS | 118 at Miami (9/11/05) | 22 at Jacksonville (10/2/05) |
| Postseason | 121 vs. Pittsburgh (1/22/06) | 73 vs. New England (1/14/06) |
| INTERCEPTION RETURNS | 3 at Oakland (11/13/05) | 0 four times, last at Buffalo (12/17/05) |
| Postseason | 2 vs. New England (1/14/06) | 0 vs. Pittsburgh (1/22/06) |
| INTERCEPTION RETURN YARDS | 126 at Oakland (11/13/05) | 0 six times, last vs. Oakland (12/24/05) |
| Postseason | 105 vs. New England (1/14/06) | 0 vs. Pittsburgh (1/22/06) |
| SACKS MADE | 6.0 at San Diego (12/31/05) | 0 five times, last at Kansas City (12/4/05) |
| Postseason | 2.0 vs. Pittsburgh (1/22/06) | 0 vs. New England (1/14/06) |
| PENALTIES | 11 vs. New England (10/16/05) | 3 vs. N.Y. Jets (11/20/05) |
| Postseason | 4 twice, last vs. Pittsburgh (1/22/06) | 4 twice, last vs. Pittsburgh (1/22/06) |
| YARDS PENALIZED | 90 at Buffalo (12/17/05) | 22 at San Diego (12/31/05) |
| Postseason | 24 vs. New England (1/14/06) | 20 vs. Pittsburgh (1/22/06) |
| FUMBLES | 3 twice, last at Buffalo (12/17/05) | 0 four times, last vs. Oakland (12/24/05) |
| Postseason | 2 vs. Pittsburgh (1/22/06) | 1 vs. New England (1/14/06) |
| FUMBLES LOST | 2 at Oakland (11/13/05) | 0 eight times, last at San Diego (12/31/05) |
| Postseason | 2 vs. Pittsburgh (1/22/06) | 0 vs. New England (1/14/06) |
| FUMBLES FORCED | 4 at Jacksonville (10/2/05) | 0 twice, last vs. Philadelphia (10/30/05) |
| Postseason | 2 vs. New England (1/14/06) | 1 vs. Pittsburgh (1/22/06) |
| FUMBLES RECOVERED | 3 vs. N.Y. Jets (11/20/05) | 0 five times, last at Buffalo (12/17/05) |
| Postseason | 3 vs. New England (1/14/06) | 0 vs. Pittsburgh (1/22/06) |
| TIME OF POSSESSION | 42:28 vs. N.Y. Jets (11/20/05) | 24:51 at Dallas (11/24/05) |
| Postseason | 31:48 vs. New England (1/14/06) | 23:53 vs. Pittsburgh (1/22/06) |

2005 OPPONENT SINGLE-GAME HIGHS & LOWS

| | HIGH | LOW |
|----------------------------------|---|---|
| TOTAL FIRST DOWNS | 28 vs. Washington (10/9/05) | 10 vs. N.Y. Jets (11/20/05) |
| Postseason | 20 vs. Pittsburgh (1/22/06) | 15 vs. New England (1/14/06) |
| TOTAL NET YARDS | 447 vs. Washington (10/9/05) | 195 vs. N.Y. Jets (11/20/05) |
| Postseason | 420 vs. New England (1/14/06) | 358 vs. Pittsburgh (1/22/06) |
| TOTAL OFFENSIVE PLAYS | 79 vs. Washington (10/9/05) | 43 vs. N.Y. Jets (11/20/05) |
| Postseason | 64 vs. Pittsburgh (1/22/06) | 57 vs. New England (1/14/06) |
| NET YARDS RUSHING | 168 at Kansas City (12/4/05) | 12 at Jacksonville (10/26/05) |
| Postseason | 90 vs. Pittsburgh (1/22/06) | 79 vs. New England (1/14/06) |
| RUSHING ATTEMPTS | 37 at Kansas City (12/4/05) | 8 vs. N.Y. Jets (11/20/05) |
| Postseason | 33 vs. Pittsburgh (1/22/06) | 21 vs. New England (1/14/06) |
| NET YARDS PASSING | 322 vs. Washington (10/9/05) | 134 vs. San Diego (9/18/05) |
| Postseason | 341 vs. New England (1/14/06) | 268 vs. Pittsburgh (1/22/06) |
| PASS ATTEMPTS | 53 vs. Washington (10/9/05) | 23 twice, last at Kansas City (12/4/05) |
| Postseason | 36 vs. New England (1/14/06) | 29 vs. Pittsburgh (1/22/06) |
| PASS COMPLETIONS | 30 vs. Washington (10/9/05) | 12 vs. Philadelphia (10/30/05) |
| Postseason | 21 vs. Pittsburgh (1/22/06) | 20 vs. New England (1/14/06) |
| PASSES HAD INTERCEPTED | 3 at Oakland (11/13/05) | 0 four times, last at Buffalo (12/17/05) |
| Postseason | 2 vs. New England (1/14/06) | 0 vs. Pittsburgh (1/22/06) |
| TIMES SACKED | 6 at San Diego (12/31/05) | 0 five times, last at Kansas City (12/4/05) |
| Postseason | 2 vs. Pittsburgh (1/22/06) | 0 vs. New England (1/14/06) |
| PUNTS | 8 vs. Philadelphia (10/30/05) | 2 at Kansas City (12/4/05) |
| Postseason | 4 vs. Pittsburgh (1/22/06) | 3 vs. New England (1/14/06) |
| GROSS PUNTING AVERAGE | 59.0 vs. Oakland (12/24/05) | 35.7 vs. Baltimore (12/11/05) |
| Postseason | 48.7 vs. New England (1/14/06) | 37.0 vs. Pittsburgh (1/22/06) |
| NET PUNTING AVERAGE | 50.0 vs. N.Y. Jets (11/20/05) | 24.3 vs. Baltimore (12/11/05) |
| Postseason | 45.3 vs. New England (1/14/06) | 32.0 vs. Pittsburgh (1/22/06) |
| PUNT RETURNS | 6 vs. New England (10/16/05) | 0 twice, last at Buffalo (12/17/05) |
| Postseason | 4 vs. New England (1/14/06) | 1 vs. Pittsburgh (1/22/06) |
| PUNT RETURN YARDS | 64 vs. Miami (9/11/05) | 0 four times, last at Buffalo (12/17/05) |
| Postseason | 37 vs. New England (1/14/06) | 13 vs. Pittsburgh (1/22/06) |
| KICKOFF RETURNS | 7 vs. Philadelphia (10/30/05) | 2 twice, last vs. New England (10/16/05) |
| Postseason | 6 vs. New England (1/14/06) | 2 vs. Pittsburgh (1/22/06) |
| KICKOFF RETURN YARDS | 166 vs. Philadelphia (10/30/05) | 32 vs. New England (10/16/05) |
| Postseason | 150 vs. New England (1/14/06) | 42 vs. Pittsburgh (1/22/06) |
| INTERCEPTION RETURNS | 2 twice, last at Kansas City (12/4/05) | 0 11 times, last at San Diego (12/31/05) |
| Postseason | 2 vs. Pittsburgh (1/22/06) | 1 vs. New England (1/14/06) |
| INTERCEPTION RETURN YARDS | 29 at Miami (9/11/05) | 0 12 times, last at San Diego (12/31/05) |
| Postseason | 15 vs. Pittsburgh (1/22/06) | 0 vs. New England (1/14/06) |
| SACKS MADE | 3 twice, last at Jacksonville (10/2/05) | 0 three times, last at Oakland (11/13/05) |
| Postseason | 3.0 vs. Pittsburgh (1/22/06) | 2.0 vs. New England (1/14/06) |
| PENALTIES | 15 at Jacksonville (10/2/05) | 3 vs. Baltimore (12/11/05) |
| Postseason | 8 twice, last vs. Pittsburgh (1/22/06) | 8 twice, last vs. Pittsburgh (1/22/06) |
| YARDS PENALIZED | 119 at Jacksonville (10/2/05) | 20 vs. Baltimore (12/11/05) |
| Postseason | 82 vs. New England (1/14/06) | 61 vs. Pittsburgh (1/22/06) |
| FUMBLES | 4 twice, last vs. N.Y. Jets (11/20/05) | 1 10 times, last at Buffalo (12/17/05) |
| Postseason | 3 vs. New England (1/14/06) | 1 vs. Pittsburgh (1/22/06) |
| FUMBLES LOST | 3 vs. N.Y. Jets (11/20/05) | 0 five times, last at Buffalo (12/17/05) |
| Postseason | 3 vs. New England (1/14/06) | 0 vs. Pittsburgh (1/22/06) |
| FUMBLES FORCED | 3 at Buffalo (12/17/05) | 0 six times, last vs. Oakland (12/24/05) |
| Postseason | 2 vs. Pittsburgh (1/22/06) | 1 vs. New England (1/14/06) |
| FUMBLES RECOVERED | 2 at Oakland (11/13/05) | 0 eight times, last at San Diego (12/31/05) |
| Postseason | 2 vs. Pittsburgh (1/22/06) | 0 vs. New England (1/14/06) |
| TIME OF POSSESSION | 36:30 at Dallas (11/24/05) | 17:32 vs. N.Y. Jets (11/20/05) |
| Postseason | 36:07 vs. Pittsburgh (1/22/06) | 28:12 vs. New England (1/14/06) |

2005 GAME-BY-GAME PARTICIPATION

| | at Mia. (9/11) | | vs S.D. (9/18) | | vs K.C. (9/26) | | at Jac. (10/2) | | vs Was. (10/9) | | vs N.E. (10/16) | | at NYG (10/23) | | vs Phi. (10/30) | | at Oak. (11/13) | | vs NYJ (11/20) | | at Dal. (11/24) | | at K.C. (12/4) | | vs Bal. (12/11) | | at Buf. (12/17) | | vs Oak. (12/24) | | at S.D. (12/31) | | Reg. Season P-S-DNP-INA | | vs N.E. (1/14 - Dnc) | | vs Phi. (1/22 - Conf) | | | | |
|-----------------|---|-----|----------------|--|----------------|-----|----------------|-----|----------------|-----|-----------------|-----|----------------|-----|-----------------|-----|-----------------|---|----------------|-----|-----------------|-----|----------------|-----|-----------------|-----|-----------------|---------|-----------------|-----------|-----------------|-----------|-------------------------|-----|----------------------|---------|-----------------------|----|----|--|--|
| Abdullah | NWT | | | | | | | | | | | | | | | | | INA | INA | INA | INA | INA | P | INA | INA | INA | INA | INA | INA | INA | 1-0-0-7 | | INA | INA | | | | | | | |
| Adams | P | P | P | P | P | P | P | P | P | P | P | P | P | P | P | P | P | P | P | P | P | P | P | P | P | P | P | P | P | P | 16-2-0-0 | | P | P | | | | | | | |
| Alexander, P.J. | PLACED ON RESERVE/INJURED LIST 6/3/05 (LEFT KNEE) | | | | | | | | | | | | | | | | | | | | | | | | | | | | | | | | 0-0-0-0 | | IR | IR | | | | | |
| Alexander, R. | INA | P | P | P | INA | INA | INA | INA | INA | P | P | P | P | P | P | P | P | P | P | P | P | P | P | P | P | P | P | P | P | P | 10-0-0-6 | | INA | INA | | | | | | | |
| Alexander, S. | TE | TE | TE | TE | TE | TE | TE | TE | TE | TE | TE | TE | TE | TE | TE | TE | TE | TE | TE | TE | TE | TE | TE | TE | TE | TE | TE | TE | TE | TE | TE | 16-15-0-0 | | TE | TE | | | | | | |
| Anderson, Ma. | P | INA | P | P | P | P | P | P | P | P | P | P | P | P | P | P | P | INA | NWT | NWT | NWT | NWT | NWT | NWT | NWT | NWT | NWT | NWT | NWT | NWT | 6-0-0-3 | | NWT | NWT | | | | | | | |
| Anderson, Mi. | RB | RB | RB | RB | RB | RB | RB | RB | RB | RB | RB | RB | RB | RB | RB | RB | RB | RB | RB | RB | RB | RB | RB | RB | RB | RB | RB | RB | RB | RB | 15-15-0-1 | | RB | RB | | | | | | | |
| Bailey | LCB | LCB | LCB | INA | INA | LCB | LCB | LCB | LCB | LCB | LCB | LCB | LCB | LCB | LCB | LCB | LCB | LCB | LCB | LCB | LCB | LCB | LCB | LCB | LCB | LCB | LCB | LCB | LCB | LCB | 14-14-0-2 | | LCB | LCB | | | | | | | |
| Bell | P | P | P | P | P | P | P | P | P | P | P | P | P | P | P | P | P | P | P | P | INA | P | P | P | P | P | P | P | P | P | 15-1-0-1 | | P | P | | | | | | | |
| Brandon | P | P | P | P | P | P | P | P | P | P | INA | INA | INA | INA | INA | INA | INA | P | P | P | P | P | P | P | P | P | P | P | P | P | 14-0-0-2 | | P | P | | | | | | | |
| Brown | INA | P | LE | LE | LE | LE | LE | LE | LE | LE | LE | LE | LE | LE | LE | LE | LE | LE | LE | LE | LE | LE | LE | LE | LE | LE | LE | LE | LE | 14-13-0-2 | | LE | LE | | | | | | | | |
| Browner | PLACED ON RESERVE/INJURED LIST 8/24/05 (LEFT ARM) | | | | | | | | | | | | | | | | | | | | | | | | | | | | | | | | 0-0-0-0 | | IR | IR | | | | | |
| Buhl | NWT | NWT | NWT | PS | PS | PS | PS | PS | PS | PS | PS | PS | PS | PS | PS | PS | PS | PS | PS | PS | PS | PS | PS | PS | PS | PS | PS | PS | PS | PS | PS | 0-0-0-0 | | PS | PS | | | | | | |
| Burns | P | P | P | P | P | P | P | P | P | P | P | P | P | P | P | P | P | P | P | P | INA | P | P | P | P | P | P | P | P | MLB | 15-1-1-1 | | P | P | | | | | | | |
| Carliste | RG | RG | RG | RG | RG | RG | RG | RG | RG | RG | RG | RG | RG | RG | RG | RG | RG | RG | RG | RG | RG | RG | RG | RG | RG | RG | RG | RG | RG | RG | RG | 16-16-0-0 | | RG | RG | | | | | | |
| Carswell | P | P | P | P | P | P | P | P | P | P | P | P | P | P | P | P | P | PLACED ON RESERVE/INJURED LIST 10/31/05 (INTERNAL INJURIES) | | | | | | | | | | 7-0-0-1 | | NFI | NFI | | | | | | | | | | |
| Chukwurah | P | P | P | INA | P | P | P | P | P | P | P | P | P | P | P | P | P | P | P | P | P | P | P | P | P | P | P | P | P | P | 14-0-0-2 | | P | P | | | | | | | |
| Cobbs | PS | PS | PS | PS | PS | PS | PS | PS | PS | PS | PS | PS | PS | PS | PS | PS | PS | PS | PS | PS | PS | PS | PS | PS | PS | PS | PS | PS | PS | PS | PS | 0-0-0-0 | | PS | PS | | | | | | |
| Coleman | P | INA | INA | P | INA | INA | INA | INA | INA | INA | INA | INA | INA | INA | INA | INA | INA | INA | INA | INA | INA | INA | INA | INA | INA | INA | INA | INA | INA | P | P | 7-0-0-1 | | P | P | | | | | | |
| Cox | PS | PS | PS | P | P | P | P | P | P | P | P | P | P | P | P | P | P | P | P | P | P | P | P | P | P | P | P | P | P | P | 13-1-0-0 | | P | P | | | | | | | |
| Dayne | INA | P | P | P | DNP | P | INA | P | INA | P | DNP | INA | P | DNP | INA | P | DNP | P | P | P | P | DNP | P | P | P | P | P | P | P | P | 10-0-3-3 | | P | P | | | | | | | |
| Devoe | P | P | INA | P | P | P | INA | P | P | P | P | P | P | P | P | P | P | P | P | P | P | P | P | P | P | P | P | P | P | P | 14-0-0-2 | | P | P | | | | | | | |
| Duke | INA | INA | INA | INA | NWT | PS | PS | PS | PS | PS | PS | PS | PS | P | DNP | INA | DNP | P | INA | P | INA | P | INA | P | INA | P | INA | P | INA | P | 3-0-2-6 | | P | TE | | | | | | | |
| Ekuban | LE | LE | P | P | P | P | P | P | P | P | RE | P | P | P | P | P | P | P | P | P | P | P | P | P | P | P | P | P | P | LE | 16-4-0-0 | | P | P | | | | | | | |
| Elam | P | P | P | P | P | P | P | P | P | P | P | P | P | P | P | P | P | P | P | P | P | P | P | P | P | P | P | P | P | P | 16-0-0-0 | | P | P | | | | | | | |
| Engelberger | P | P | P | P | P | P | P | P | P | P | P | P | P | P | P | P | P | P | P | P | INA | INA | P | P | P | P | P | P | P | P | 14-0-0-2 | | INA | INA | | | | | | | |
| Emder | P | INA | PS | PLACED ON PRACTICE SQUAD/INJURED LIST 9/24/05 (RIGHT KNEE) | | | | | | | | | | | | | | | | | | | | | | | | | | | | | | | | 1-0-0-1 | | IR | IR | | |
| Ferguson | SS | SS | SS | SS | SS | SS | SS | SS | SS | SS | SS | SS | SS | SS | SS | SS | SS | SS | SS | SS | SS | SS | SS | SS | SS | SS | SS | SS | SS | SS | 16-16-0-0 | | SS | SS | | | | | | | |
| Foster | RT | RT | RT | RT | RT | RT | RT | RT | RT | RT | RT | RT | RT | RT | RT | RT | RT | RT | RT | RT | RT | RT | RT | RT | RT | RT | RT | RT | RT | RT | RT | 16-16-0-0 | | RT | RT | | | | | | |
| Forthworth | P | P | P | LCB | LCB | P | P | P | P | P | P | P | P | P | P | P | P | P | P | P | P | P | P | P | P | P | P | P | P | P | 16-7-0-0 | | RCB | RCB | | | | | | | |
| Gause | NWT | NWT | NWT | NWT | NWT | NWT | NWT | NWT | NWT | NWT | NWT | NWT | NWT | NWT | NWT | NWT | NWT | NWT | NWT | NWT | NWT | NWT | NWT | NWT | NWT | NWT | NWT | NWT | NWT | NWT | NWT | 0-0-0-0 | | PS | PS | | | | | | |
| Gold | WLB | WLB | WLB | WLB | WLB | WLB | WLB | WLB | WLB | WLB | WLB | WLB | WLB | WLB | WLB | WLB | WLB | WLB | WLB | WLB | WLB | WLB | WLB | WLB | WLB | WLB | WLB | WLB | WLB | WLB | 16-16-0-0 | | WLB | WLB | | | | | | | |
| Green, C. | P | P | P | P | P | P | P | P | P | P | P | P | P | P | P | P | P | P | P | P | P | INA | INA | P | P | P | P | P | P | P | 14-0-0-2 | | P | P | | | | | | | |
| Green, L. | P | P | P | INA | INA | INA | INA | INA | INA | INA | INA | INA | INA | INA | INA | INA | INA | INA | INA | INA | INA | INA | INA | INA | INA | INA | INA | INA | INA | INA | 14-0-0-2 | | P | P | | | | | | | |
| Griffin | NWT | NWT | NWT | NWT | NWT | NWT | NWT | NWT | NWT | NWT | NWT | NWT | NWT | NWT | NWT | NWT | NWT | NWT | NWT | NWT | NWT | NWT | NWT | NWT | NWT | NWT | NWT | NWT | NWT | NWT | NWT | 0-0-0-1 | | NWT | NWT | | | | | | |
| Hamilton | LG | LG | LG | LG | LG | LG | LG | LG | LG | LG | LG | LG | LG | LG | LG | LG | LG | LG | LG | LG | LG | LG | LG | LG | LG | LG | LG | LG | LG | LG | 16-16-0-0 | | LG | LG | | | | | | | |
| Hunt | PS | PS | PS | PS | PS | PS | PS | PS | PS | PS | PS | PS | PS | PS | PS | PS | PS | PS | PS | PS | PS | PS | PS | PS | PS | PS | PS | PS | PS | PS | 0-0-0-0 | | PS | PS | | | | | | | |
| Jackson, C. | PS | PS | PS | PS | PS | PS | PS | PS | PS | PS | PS | PS | PS | PS | PS | PS | PS | PS | PS | PS | PS | PS | PS | PS | PS | PS | PS | PS | PS | PS | 0-0-0-0 | | PS | PS | | | | | | | |
| Jackson, N. | INA | INA | INA | P | INA | INA | INA | INA | INA | INA | INA | INA | INA | INA | INA | INA | INA | INA | INA | INA | INA | INA | INA | INA | INA | INA | INA | INA | INA | INA | 2-0-0-14 | | INA | INA | | | | | | | |
| Johnson | FB | FB | FB | FB | FB | FB | FB | FB | FB | FB | FB | FB | FB | FB | FB | FB | FB | FB | FB | FB | FB | FB | FB | FB | FB | FB | FB | FB | FB | FB | 16-14-0-0 | | FB | FB | | | | | | | |
| Kingsbury | PS | PS | NWT | NWT | NWT | NWT | NWT | NWT | NWT | NWT | NWT | NWT | NWT | NWT | NWT | NWT | NWT | NWT | NWT | NWT | NWT | NWT | NWT | NWT | NWT | NWT | NWT | NWT | NWT | NWT | NWT | 0-0-0-0 | | NWT | NWT | | | | | | |
| Leach | P | P | P | P | P | P | P | P | P | P | P | P | P | P | P | P | P | P | P | P | P | P | P | P | P | P | P | P | P | P | 16-0-0-0 | | P | P | | | | | | | |
| Lellie | WR | WR | WR | WR | WR | WR | WR | WR | WR | WR | WR | WR | WR | WR | WR | WR | WR | WR | WR | WR | WR | WR | WR | WR | WR | WR | WR | WR | WR | WR | 16-13-0-0 | | WR | P | | | | | | | |
| Lepsis | LT | LT | LT | LT | LT | LT | LT | LT | LT | LT | LT | LT | LT | LT | LT | LT | LT | LT | LT | LT | LT | LT | LT | LT | LT | LT | LT | LT | LT | LT | 16-16-0-0 | | LT | LT | | | | | | | |
| Lynch | FS | FS | FS | FS | FS | FS | FS | FS | FS | FS | FS | FS | FS | FS | FS | FS | FS | FS | FS | FS | FS | FS | FS | FS | FS | FS | FS | FS | FS | FS | 16-16-0-0 | | FS | FS | | | | | | | |
| Miree | PS | PS | PS | PS | PS | PS | PS | PS | PS | PS | PS | PS | PS | PS | PS | PS | PS | PS | PS | PS | PS | PS | PS | PS | PS | PS | PS | PS | PS | PS | 0-0-0-0 | | PS | PS | | | | | | | |
| Myers, C. | PS | PS | PS | PS | PS | INA | INA | INA | INA | P | P | P | P | P | P | P | P | P | P | P | P | P | P | P | P | P | P | P | P | P | 9-0-0-3 | | P | P | | | | | | | |
| Myers, M. | LDT | LDT | LDT | LDT | LDT | LDT | LDT | LDT | LDT | LDT | LDT | LDT | LDT | LDT | LDT | LDT | LDT | LDT | LDT | LDT | LDT | LDT | LDT | LDT | LDT | LDT | LDT | LDT | LDT | LDT | 16-15-0-0 | | LDT | LDT | | | | | | | |
| Nalen | C | C | C | C | C | C | C | C | C | C | C | C | C | C | C | C | C | C | C | C | C | C | C | C | C | C | C | C | C | C | 16-16-0-0 | | C | C | | | | | | | |
| Paymah | INA | INA | INA | P | P | P | P | P | P | P | P | P | P | P | P | P | P | P | P | P | P | P | P | P | P | P | P | P | P | P | 13-0-0-3 | | P | P | | | | | | | |
| Peahs | PS | PS | PS | PS | PS | PS | PS | PS | PS | PS | PS | PS | PS | PS | PS | PS | PS | PS | PS | PS | PS | PS | PS | PS | PS | PS | PS | PS | PS | PS | 0-0-0-0 | | PS | PS | | | | | | | |
| Plummer | QB | QB | QB | QB | QB | QB | QB | QB | QB | QB | QB | QB | QB | QB | QB | QB | QB | QB | QB | QB | QB | QB | QB | QB | QB | QB | QB | QB | QB | QB | 16-16-0-0 | | QB | QB | | | | | | | |
| Pope | P | INA | INA | INA | INA | INA | INA | INA | INA | INA | INA | INA | INA | INA | INA | INA | INA | INA | INA | INA | INA | INA | INA | INA | INA | INA | INA | INA | INA | P | 2-0-0-14 | | INA | INA | | | | | | | |
| Proyce | RE | RE | RE | RE | RE | RE | RE | RE | RE | RE | RE | RE | RE | RE | RE | RE | RE | RE | RE | RE | RE | RE | RE | RE | RE | RE | RE | RE | RE | RE | 16-16-0-0 | | RE | RE | | | | | | | |
| Putzler | P | P | P | P | P | P | P | P | P | P | P | P | P | P | P | P | P | P | P | P | P | P | P | P | P | P | P | P | P | P | 16-4-0-0 | | P | P | | | | | | | |
| Rogers | NWT | NWT | NWT | NWT | NWT | NWT | NWT | NWT | NWT | NWT | NWT | NWT | NWT | NWT | NWT | NWT | NWT | NWT | NWT | NWT | NWT | NWT | NWT | NWT | NWT | NWT | NWT | NWT | NWT | NWT | NWT | 0-0-0-0 | | PS | PS | | | | | | |
| Sapp | P | P | P | P | P | P | P | P | P | P | P | P | P | P | P | P | P | P | P | P | P | P | P | P | P | P | P | P | P | P | 16-0-0-0 | | P | P | | | | | | | |
| Sauerbrun | P | P | P | P | P | P | P | | | | | | | | | | | | | | | | | | | | | | | | | | | | | | | | | | |

KEY: **INA** - inactive; **PS** - practice squad; **NWT** - not with team; **SUS** - suspended; **3QB** - inactive-third quarterback; **EXP** - exempt

2005 BRONCOS GAME-BY-GAME STATISTICS

| | at Mia. (9/11) | vs. S.D. (9/18) | vs. K.C. (9/26) | at Jac. (10/2) | vs. Was. (10/9) | vs. N.E. (10/16) | at NYG (10/23) | vs. Phi. (10/30) | at Oak. (11/13) | vs. NYJ (11/20) | at Dal. (11/24) | at K.C. (12/4) | vs. Bal. (12/11) | at Buf. (12/17) | vs. Oak. (12/24) | at S.D. (12/31) | TOTALS | vs. N.E. (1/14 - Div.) | vs. Phi. (1/22 - Conf.) | TOTALS |
|-------------------------------|----------------|-----------------|-----------------|----------------|-----------------|------------------|----------------|------------------|-----------------|-----------------|-----------------|----------------|------------------|-----------------|------------------|-----------------|--------------|------------------------|-------------------------|-------------|
| First Downs | | | | | | | | | | | | | | | | | | | | |
| Total | 19 | 21 | 24 | 24 | 11 | 20 | 20 | 28 | 18 | 28 | 13 | 19 | 17 | 27 | 24 | 17 | 330 | 16 | 16 | 32 |
| Rushing | 3 | 7 | 12 | 9 | 6 | 10 | 10 | 10 | 5 | 18 | 4 | 11 | 4 | 14 | 10 | 12 | 145 | 6 | 5 | 11 |
| Passing | 15 | 13 | 9 | 12 | 4 | 10 | 9 | 15 | 9 | 7 | 8 | 8 | 13 | 11 | 14 | 5 | 162 | 9 | 8 | 17 |
| Penalty | 1 | 1 | 3 | 3 | 1 | 0 | 1 | 3 | 4 | 3 | 1 | 0 | 0 | 2 | 0 | 0 | 23 | 1 | 3 | 4 |
| Third-Down Efficiency | | | | | | | | | | | | | | | | | | | | |
| Attempts | 1 | 6 | 2 | 5 | 4 | 3 | 5 | 6 | 5 | 7 | 3 | 3 | 8 | 7 | 8 | 3 | 76 | 4 | 5 | 9 |
| Converted | 12 | 16 | 8 | 15 | 14 | 11 | 13 | 14 | 13 | 15 | 10 | 10 | 16 | 14 | 15 | 14 | 210 | 14 | 11 | 25 |
| Efficiency | 8% | 38% | 25% | 33% | 29% | 27% | 38% | 43% | 38% | 47% | 30% | 30% | 50% | 53% | 21% | | 36% | 29% | 45% | 36% |
| Fourth-Down Efficiency | | | | | | | | | | | | | | | | | | | | |
| Attempts | 1 | 1 | 1 | 2 | 1 | 0 | 1 | 1 | 0 | 2 | 0 | 0 | 0 | 2 | 0 | 2 | 14 | 0 | 2 | 2 |
| Converted | 3 | 1 | 1 | 2 | 1 | 0 | 1 | 1 | 0 | 3 | 0 | 1 | 1 | 2 | 0 | 2 | 19 | 1 | 3 | 4 |
| Efficiency | 33% | 100% | 100% | 100% | 100% | 0% | 100% | 100% | 0% | 67% | 0% | 0% | 0% | 100% | 0% | 100% | 74% | 0% | 67% | 50% |
| Total Offense | | | | | | | | | | | | | | | | | | | | |
| Net Yards | 312 | 331 | 358 | 306 | 257 | 432 | 385 | 564 | 326 | 404 | 293 | 388 | 318 | 437 | 414 | 241 | 5766 | 286 | 308 | 594 |
| Plays | 69 | 66 | 56 | 73 | 54 | 59 | 62 | 72 | 60 | 76 | 46 | 60 | 67 | 75 | 71 | 64 | 1030 | 60 | 54 | 114 |
| Avg./play | 4.5 | 5.0 | 6.4 | 4.2 | 4.8 | 7.3 | 6.2 | 7.8 | 5.4 | 5.3 | 6.4 | 6.5 | 4.7 | 5.8 | 5.8 | 3.8 | 5.6 | 4.8 | 5.7 | 5.2 |
| Rushing | | | | | | | | | | | | | | | | | | | | |
| Net Yards | 70 | 98 | 221 | 188 | 165 | 178 | 191 | 255 | 121 | 191 | 144 | 131 | 96 | 178 | 155 | 157 | 2539 | 96 | 97 | 193 |
| Attempts | 20 | 26 | 37 | 44 | 28 | 34 | 33 | 36 | 38 | 48 | 20 | 29 | 32 | 37 | 40 | 40 | 542 | 32 | 21 | 53 |
| Avg./rush | 3.5 | 3.8 | 6.0 | 4.3 | 5.9 | 5.2 | 5.8 | 7.1 | 3.2 | 4.0 | 7.2 | 4.5 | 3.0 | 4.8 | 3.9 | 3.9 | 4.7 | 3.0 | 4.6 | 3.6 |
| TFL - yds. | 4-5 | 1-3 | 1-2 | 0-0 | 1-1 | 3-8 | 1-4 | 1-1 | 4-7 | 1-5 | 0-0 | 3-5 | 1-2 | 2-3 | 3-12 | 2-2 | 28-60 | 0-0 | 0-0 | 0-0 |
| Passing | | | | | | | | | | | | | | | | | | | | |
| Net Yards | 242 | 233 | 137 | 118 | 92 | 254 | 194 | 309 | 205 | 213 | 149 | 257 | 222 | 259 | 259 | 84 | 190 | 211 | 401 | |
| Sacks | 1 | 3 | 1 | 3 | 0 | 1 | 0 | 1 | 0 | 2 | 2 | 2 | 2 | 1 | 2 | 2 | 23 | 2 | 3 | 5 |
| Yds. Lost | 9 | 15 | 15 | 18 | 0 | 8 | 0 | 0 | 0 | 12 | 13 | 19 | 14 | 0 | 9 | 14 | 146 | 7 | 12 | 19 |
| Gross Yds. | 251 | 248 | 152 | 136 | 92 | 262 | 194 | 309 | 205 | 225 | 162 | 276 | 236 | 259 | 268 | 98 | 3373 | 197 | 223 | 420 |
| Attempts | 48 | 37 | 18 | 26 | 26 | 24 | 29 | 35 | 22 | 26 | 24 | 29 | 33 | 37 | 29 | 22 | 465 | 26 | 30 | 56 |
| Compl. | 22 | 23 | 13 | 19 | 10 | 17 | 18 | 22 | 16 | 18 | 15 | 18 | 19 | 20 | 19 | 10 | 279 | 15 | 18 | 33 |
| Pct. | 46% | 62% | 72% | 73% | 39% | 71% | 62% | 63% | 73% | 69% | 63% | 62% | 58% | 54% | 66% | 46% | 60% | 58% | 60% | 59% |
| Int. | 2 | 1 | 0 | 0 | 0 | 0 | 0 | 0 | 0 | 1 | 2 | 0 | 0 | 0 | 1 | 0 | 7 | 1 | 2 | 3 |
| Avg./play | 4.9 | 5.8 | 7.2 | 4.1 | 3.5 | 10.2 | 6.7 | 8.6 | 9.3 | 7.6 | 5.7 | 8.3 | 6.3 | 6.8 | 8.4 | 3.5 | 6.6 | 6.8 | 6.4 | 6.6 |
| Kickoffs | | | | | | | | | | | | | | | | | | | | |
| No. | 3 | 5 | 7 | 2 | 4 | 5 | 6 | 8 | 6 | 6 | 4 | 6 | 3 | 5 | 6 | 4 | 83 | 6 | 4 | 10 |
| In End Zone-TB | 0-0 | 3-2 | 6-2 | 2-2 | 2-1 | 3-3 | 2-1 | 1-1 | 0-0 | 4-1 | 1-0 | 0-0 | 1-0 | 0-0 | 3-1 | 0-0 | 28-14 | 3-0 | 1-1 | 4-1 |
| Punts | | | | | | | | | | | | | | | | | | | | |
| No. | 7 | 3 | 1 | 4 | 8 | 7 | 3 | 7 | 4 | 2 | 7 | 2 | 5 | 4 | 2 | 7 | 73 | 6 | 2 | 8 |
| Yards | 318 | 132 | 55 | 194 | 331 | 366 | 103 | 275 | 177 | 93 | 311 | 98 | 178 | 122 | 85 | 319 | 3157 | 274 | 87 | 361 |
| Avg. | 45.4 | 44.0 | 55.0 | 48.5 | 47.3 | 52.3 | 34.3 | 39.3 | 44.3 | 46.5 | 44.4 | 49 | 35.6 | 30.5 | 42.2 | 45.6 | 43.2 | 45.7 | 43.5 | 45.1 |
| Net Avg. | 30.6 | 44.0 | 45.0 | 42.5 | 38.4 | 46.9 | 34.3 | 32.1 | 37.0 | 40.0 | 43.0 | 44.0 | 31.6 | 30.5 | 36.5 | 39.6 | 38.0 | 39.5 | 37.0 | 38.9 |
| Had Blocked | 0 | 0 | 0 | 0 | 0 | 0 | 0 | 0 | 0 | 0 | 0 | 0 | 0 | 0 | 0 | 0 | 1 | 0 | 0 | 0 |
| Kicks, Had Blocked | | | | | | | | | | | | | | | | | | | | |
| Field Goals-PATS | 0-0 | 0-0 | 1-0 | 0-0 | 0-0 | 0-0 | 0-0 | 0-0 | 0-0 | 0-0 | 0-0 | 0-0 | 0-0 | 0-0 | 0-0 | 0-0 | 1-0 | 0-0 | 0-0 | 0-0 |
| Punt Returns | | | | | | | | | | | | | | | | | | | | |
| No. | 1 | 4 | 2 | 2 | 0 | 0 | 3 | 3 | 6 | 1 | 1 | 1 | 1 | 2 | 2 | 3 | 33 | 1 | 0 | 1 |
| Yards | 13 | 66 | 1 | 31 | 0 | 8 | 18 | 4 | 52 | 4 | 8 | 1 | 14 | 3 | 41 | 17 | 281 | 10 | 0 | 10 |
| Avg. | 13.0 | 16.5 | 0.5 | 15.5 | 0 | 2.7 | 6 | 0.7 | 52.0 | 4.0 | 8.0 | 1.0 | 14.0 | 1.5 | 20.5 | 5.7 | 8.5 | 10.0 | 0.0 | 10.0 |
| Kickoff Returns | | | | | | | | | | | | | | | | | | | | |
| No. | 5 | 3 | 1 | 1 | 4 | 1 | 4 | 3 | 2 | 1 | 5 | 6 | 3 | 3 | 2 | 3 | 47 | 4 | 5 | 9 |
| Yards | 118 | 64 | 32 | 22 | 74 | 30 | 74 | 71 | 49 | 23 | 100 | 113 | 62 | 34 | 56 | 53 | 975 | 73 | 121 | 194 |
| Avg. | 23.6 | 21.3 | 32.0 | 22.0 | 18.5 | 15.0 | 18.5 | 23.7 | 24.5 | 23.0 | 20.0 | 18.8 | 20.7 | 11.3 | 28.0 | 17.7 | 20.7 | 18.3 | 24.2 | 21.6 |
| Interception Returns | | | | | | | | | | | | | | | | | | | | |
| No. | 1 | 1 | 0 | 2 | 0 | 0 | 1 | 2 | 3 | 2 | 2 | 2 | 2 | 0 | 1 | 1 | 20 | 2 | 0 | 2 |
| Yards | 11 | 25 | 0 | 53 | 0 | 0 | 0 | 1 | 126 | 1 | 66 | 38 | 10 | 0 | 0 | 48 | 105 | 105 | 0 | 105 |
| Avg. | 11.0 | 25.0 | 0.0 | 26.5 | 0.0 | 0.0 | 0.0 | 0.5 | 42.0 | 0.5 | 33.0 | 19.0 | 5.0 | 0.0 | 0.0 | 48.0 | 19.0 | 52.5 | 0.0 | 52.5 |
| Penalties | | | | | | | | | | | | | | | | | | | | |
| Number | 7 | 5 | 4 | 5 | 6 | 11 | 6 | 6 | 4 | 3 | 10 | 8 | 4 | 9 | 5 | 4 | 97 | 4 | 4 | 8 |
| Yds. Lost | 73 | 45 | 30 | 30 | 43 | 82 | 53 | 50 | 30 | 30 | 67 | 55 | 31 | 90 | 25 | 22 | 756 | 24 | 20 | 44 |
| Fumbles | | | | | | | | | | | | | | | | | | | | |
| No. | 2 | 3 | 2 | 0 | 0 | 1 | 1 | 1 | 2 | 1 | 1 | 0 | 1 | 3 | 0 | 1 | 19 | 1 | 2 | 3 |
| Lost | 1 | 1 | 0 | 0 | 0 | 0 | 1 | 1 | 0 | 2 | 1 | 1 | 0 | 1 | 0 | 0 | 9 | 0 | 2 | 2 |
| Touchdowns | | | | | | | | | | | | | | | | | | | | |
| Total TDs | 1 | 2 | 3 | 2 | 3 | 4 | 2 | 7 | 3 | 3 | 3 | 3 | 1 | 4 | 2 | 3 | 46 | 3 | 2 | 5 |
| Rush | 0 | 1 | 2 | 0 | 2 | 2 | 1 | 3 | 1 | 3 | 1 | 2 | 0 | 2 | 2 | 3 | 25 | 2 | 1 | 3 |
| Pass | 1 | 0 | 1 | 2 | 1 | 2 | 1 | 4 | 1 | 0 | 1 | 1 | 1 | 2 | 0 | 0 | 18 | 1 | 1 | 2 |
| Returns | 0 | 1 | 0 | 0 | 0 | 0 | 0 | 0 | 1 | 0 | 1 | 0 | 0 | 0 | 0 | 0 | 3 | 0 | 0 | 0 |
| Extra Points | | | | | | | | | | | | | | | | | | | | |
| Made-Attempts | 1-1 | 2-2 | 3-3 | 2-2 | 3-3 | 4-4 | 2-2 | 7-7 | 3-3 | 3-3 | 3-3 | 3-3 | 0-1 | 4-4 | 1-2 | 3-3 | 44-46 | 3-3 | 2-2 | 5-5 |
| Kicking Md.-Att. | 1-1 | 2-2 | 3-3 | 2-2 | 3-3 | 4-4 | 2-2 | 7-7 | 2-2 | 3-3 | 3-3 | 3-3 | 0-1 | 4-4 | 1-2 | 3-3 | 43-45 | 3-3 | 2-2 | 5-5 |
| Rushing Md.-Att. | 0-0 | 0-0 | 0-0 | 0-0 | 0-0 | 0-0 | 0-0 | 0-0 | 0-0 | 0-0 | 0-0 | 0-0 | 0-0 | 0-0 | 0-0 | 0-0 | 0-0 | 0-0 | 0-0 | 0-0 |
| Passing Md.-Att. | 0-0 | 0-0 | 0-0 | 0-0 | 0-0 | 0-0 | 0-0 | 0-0 | 0-0 | 0-0 | 0-0 | 0-0 | 0-0 | 0-0 | 0-0 | 0-0 | 1-1 | 0-0 | 0-0 | 0-0 |
| Field Goals | | | | | | | | | | | | | | | | | | | | |
| Made-Attempts | 1-1 | 2-4 | 3-4 | 2-4 | 0-0 | 0-0 | 3-4 | 0-0 | 3-3 | 2-2 | 1-1 | 2-2 | 2-2 | 0-0 | 3-4 | 0-1 | 24-32 | 2-2 | 1-1 | 3-3 |
| Red Zone Efficiency | | | | | | | | | | | | | | | | | | | | |
| Score-Attempts | 1-4 | 1-3 | 2-4 | 2-4 | 1-1 | 4-4 | 2-3 | 5-5 | 1-4 | 3-5 | 1-2 | 2-4 | 1-1 | 4-5 | 2-5 | 3-4 | 35-58 | 3-5 | 1-2 | 4-7 |
| Efficiency | 25% | 33% | 50% | 50% | 100% | 100% | 67% | 100% | 25% | 60% | 50% | 50% | 100% | 80% | 40% | 75% | 60% | 60% | 50% | 57% |
| Goal-to-Go Efficiency | | | | | | | | | | | | | | | | | | | | |
| Score-Attempts | 1-3 | 1-1 | 1-2 | 2-2 | 1-1 | 3-3 | 2-2 | 4-4 | 1-2 | 3-5 | 0-1 | 2-4 | 0-0 | 2-2 | 2-3 | 2-2 | 27-37 | 3-3 | 1-1 | 4-4 |
| Efficiency | 33% | 100% | 50% | 100% | 100% | 100% | 100% | 100% | 50% | 60% | 0% | 50% | 0% | 100% | 67% | 100% | 71% | 100% | 100% | 100% |
| Safeties | | | | | | | | | | | | | | | | | | | | |
| No. | 0 | 0 | 0 | 0 | 0 | 0 | 0 | 0 | 0 | 0 | 0 | 0 | 0 | 0 | 0 | 1 | 1 | 0 | 0 | 0 |
| Total Points | 10 | 20 | 30 | 20</ | | | | | | | | | | | | | | | | |

2005 QUARTER-BY-QUARTER STATISTICS

FIRST QUARTER

| Game | Pts. | Yds. | Run | Pass | 3rd Dwn. | Pct. | TOP | Penalties |
|------------------|------|------|-----|------|----------|--------|--------|-----------|
| M/A | No. | Yds. | | | No. | | | No. Yds. |
| Denver | 0 | 42 | 42 | 0 | 0/3 | 0.0% | 5:31 | 2 15 |
| at Mia. (9/11) | 3 | 142 | 67 | 77 | 4/5 | 80.0% | 9:29 | 4 25 |
| Denver | 3 | 109 | 32 | 77 | 3/5 | 60.0% | 10:01 | 0 0 |
| vs. S.D. (9/18) | 0 | 50 | 13 | 37 | 2/3 | 66.7% | 4:59 | 2 10 |
| Denver | 17 | 125 | 65 | 60 | 0/2 | 0.0% | 5:46 | 1 15 |
| vs. K.C. (9/26) | 0 | 42 | 16 | 26 | 1/4 | 25.0% | 9:14 | 6 55 |
| Denver | 0 | 57 | 32 | 25 | 2/5 | 40.0% | 9:13 | 0 0 |
| at Jac. (10/2) | 0 | 20 | 4 | 16 | 0/3 | 0.0% | 5:47 | 4 24 |
| Denver | 7 | 79 | 49 | 30 | 1/2 | 50.0% | 4:38 | 2 15 |
| vs. Was. (10/9) | 7 | 118 | 32 | 86 | 2/2 | 100.0% | 10:22 | 3 23 |
| Denver | 0 | 38 | 13 | 25 | 0/2 | 0.0% | 5:32 | 6 38 |
| vs. N.E. (10/16) | 3 | 72 | 9 | 63 | 1/4 | 25.0% | 9:28 | 2 18 |
| Denver | 6 | 30 | 22 | 38 | 2/4 | 50.0% | 8:55 | 0 0 |
| at NYG (10/23) | 7 | 104 | 51 | 53 | 0/0 | 0.0% | 6:05 | 1 10 |
| Denver | 14 | 200 | 45 | 155 | 2/4 | 50.0% | 12:22 | 1 10 |
| vs. Phi. (10/30) | 0 | 4 | 4 | 0 | 0/4 | 0.0% | 2:38 | 4 25 |
| Denver | 0 | 56 | 37 | 19 | 0/3 | 0.0% | 7:44 | 1 5 |
| at Oak. (11/13) | 0 | 65 | 17 | 48 | 2/4 | 50.0% | 7:16 | 1 5 |
| Denver | 7 | 90 | 35 | 55 | 2/2 | 100.0% | 9:34 | 0 0 |
| vs. NYJ (11/20) | 0 | 37 | 16 | 21 | 1/3 | 33.3% | 5:26 | 1 5 |
| Denver | 7 | 61 | 21 | 40 | 0/2 | 0.0% | 5:59 | 2 20 |
| at Dal. (11/24) | 7 | 79 | 9 | 70 | 2/3 | 66.7% | 9:01 | 5 5 |
| Denver | 7 | 151 | 15 | 136 | 0/0 | 0.0% | 4:25 | 2 10 |
| at K.C. (12/4) | 7 | 120 | 43 | 77 | 3/4 | 75.0% | 7:09 | 0 0 |
| Denver | 3 | 73 | 18 | 55 | 2/4 | 50.0% | 7:57 | 0 0 |
| vs. Bal. (12/11) | 3 | 67 | 20 | 27 | 2/4 | 50.0% | 7:03 | 1 5 |
| Denver | 0 | 67 | 15 | 52 | 0/2 | 0.0% | 4:43 | 4 35 |
| at Buf. (12/17) | 7 | 92 | 25 | 67 | 1/4 | 25.0% | 10:17 | 2 15 |
| Denver | 10 | 140 | 17 | 123 | 1/2 | 50.0% | 9:19 | 2 10 |
| vs. Oak. (12/24) | 0 | 36 | 32 | 4 | 1/2 | 50.0% | 5:41 | 2 15 |
| Denver | 0 | 17 | 10 | 7 | 0/3 | 0.0% | 6:22 | 2 11 |
| at S.D. (12/31) | 0 | 52 | 29 | 23 | 1/5 | 20.0% | 8:38 | 1 10 |
| DENVER | 81 | 1365 | 465 | 900 | 15/45 | 33.3% | 118:01 | 25 184 |
| OPPONENTS | 44 | 1080 | 387 | 693 | 23/54 | 42.6% | 121:59 | 35 250 |

POSTSEASON

| | | | | | | | | |
|-------------------------|---|-----|----|-----|-----|-------|-------|------|
| Denver | 0 | 51 | 16 | 35 | 0/2 | 0.0% | 6:36 | 2 9 |
| vs. N.E. (1/14 - Div.) | 0 | 54 | 24 | 30 | 1/4 | 25.0% | 8:24 | 2 10 |
| Denver | 0 | 52 | 22 | 30 | 1/2 | 50.0% | 7:05 | 0 0 |
| vs. Phil (1/22 - Cont.) | 3 | 89 | 12 | 77 | 0/3 | 0.0% | 9:16 | 0 0 |
| DENVER | 0 | 103 | 38 | 65 | 1/4 | 25.0% | 12:20 | 2 9 |
| OPPONENTS | 3 | 143 | 36 | 107 | 3/7 | 42.9% | 17:40 | 2 10 |

THIRD QUARTER

| Game | Pts. | Yds. | Run | Pass | 3rd Dwn. | Pct. | TOP | Penalties |
|------------------------|------|------|-----|------|----------|--------|--------|-----------|
| | No. | | | | No. | | | No. Yds |
| Denver | 0 | 32 | 6 | 26 | 0/2 | 0.0% | 3:21 | 2 33 |
| at Mia. (9/11) | 7 | 110 | 46 | 64 | 3/4 | 75.0% | 11:39 | 2 15 |
| Denver | 7 | 71 | 12 | 59 | 0/3 | 0.0% | 7:21 | 2 20 |
| vs. S.D. (9/18) | 0 | 16 | 14 | 2 | 0/3 | 0.0% | 7:39 | 1 5 |
| Denver | 7 | 108 | 61 | 47 | 1/2 | 50.0% | 10:56 | 0 0 |
| vs. K.C. (9/26) | 0 | 51 | 26 | 25 | 0/1 | 0.0% | 4:04 | 3 30 |
| Denver | 0 | 43 | 38 | 5 | 2/4 | 50.0% | 7:37 | 2 10 |
| at Jac. (10/2) | 7 | 118 | 8 | 110 | 2/3 | 66.7% | 7:23 | 2 15 |
| Denver | 7 | 93 | 78 | 15 | 1/3 | 33.3% | 8:13 | 1 3 |
| vs. Was. (10/9) | 0 | 82 | 52 | 30 | 0/3 | 0.0% | 6:47 | 3 24 |
| Denver | 7 | 81 | 35 | 46 | 2/4 | 50.0% | 7:59 | 2 15 |
| vs. N.E. (10/16) | 3 | 124 | 13 | 111 | 2/4 | 50.0% | 7:01 | 3 15 |
| Denver | 7 | 157 | 98 | 59 | 2/4 | 50.0% | 8:51 | 1 11 |
| at NYG (10/23) | 0 | 26 | 6 | 20 | 1/4 | 25.0% | 6:09 | 1 10 |
| Denver | 0 | 26 | 17 | 9 | 0/4 | 0.0% | 5:13 | 2 15 |
| vs. Phi. (10/30) | 14 | 184 | 31 | 153 | 1/3 | 33.3% | 9:47 | 5 40 |
| Denver | 10 | 118 | 41 | 77 | 3/4 | 75.0% | 10:09 | 0 0 |
| at Oak. (11/13) | 0 | 90 | 0 | 90 | 0/1 | 0.0% | 4:51 | 3 13 |
| Denver | 0 | 108 | 39 | 69 | 0/3 | 0.0% | 8:15 | 1 15 |
| vs. NYJ (11/20) | 0 | 88 | 3 | 85 | 0/3 | 0.0% | 6:45 | 4 26 |
| Denver | 7 | 97 | 48 | 49 | 2/2 | 100.0% | 6:53 | 2 7 |
| at Dal. (11/24) | 0 | 41 | 10 | 31 | 1/3 | 33.3% | 8:07 | 1 5 |
| Denver | 3 | 75 | 59 | 16 | 0/2 | 0.0% | 9:32 | 2 15 |
| at K.C. (12/4) | 3 | 38 | 6 | 32 | 0/1 | 0.0% | 5:28 | 2 15 |
| Denver | 6 | 89 | 18 | 71 | 3/5 | 60.0% | 8:33 | 2 10 |
| vs. Bal. (12/11) | 0 | 57 | 34 | 23 | 1/1 | 100.0% | 6:27 | 1 10 |
| Denver | 14 | 134 | 63 | 71 | 3/3 | 100.0% | 8:59 | 1 15 |
| at Buf. (12/17) | 3 | 45 | 13 | 32 | 1/2 | 50.0% | 6:01 | 3 20 |
| Denver | 6 | 94 | 48 | 46 | 2/5 | 40.0% | 9:06 | 1 5 |
| vs. Oak. (12/24) | 0 | 37 | 4 | 33 | 2/4 | 50.0% | 5:54 | 1 5 |
| Denver | 2 | 84 | 77 | 7 | 2/5 | 40.0% | 11:49 | 0 0 |
| at S.D. (12/31) | 0 | 29 | 20 | 9 | 0/1 | 0.0% | 3:11 | 1 10 |
| DENVER | 83 | 1410 | 738 | 672 | 23/55 | 41.8% | 132:47 | 21 184 |
| OPPONENTS | 37 | 1136 | 286 | 850 | 14/41 | 34.1% | 107:13 | 36 258 |
| POSTSEASON | | | | | | | | |
| Denver | 7 | 22 | 10 | 12 | 13 | 33.3% | 4:53 | 0 0 |
| (11/14 - Div.) | 3 | 145 | 16 | 129 | 13 | 33.3% | 10:07 | 1 5 |
| Denver | 7 | 78 | 0 | 78 | 1/2 | 50.0% | 3:59 | 0 0 |
| vs. Fla. (122 - Conf.) | 0 | 102 | 14 | 88 | 3/5 | 60.0% | 11:01 | 3 20 |
| DENVER | 14 | 100 | 10 | 90 | 2/5 | 40.0% | 8:52 | 0 0 |
| OPPONENTS | 3 | 247 | 30 | 217 | 4/8 | 50.0% | 21:08 | 4 25 |

POSTSEASON

| | | | | | | | | |
|-------------------------|----|-----|----|-----|-----|-------|-------|------|
| Denver | 7 | 22 | 10 | 12 | 1/3 | 33.3% | 4:53 | 0 0 |
| vs. N.E. (1/14 - Div.) | 3 | 145 | 16 | 129 | 1/3 | 33.3% | 10:07 | 1 5 |
| Denver | 7 | 78 | 0 | 78 | 1/2 | 50.0% | 3:59 | 0 0 |
| vs. Phil (1/22 - Cont.) | 0 | 102 | 14 | 88 | 3/5 | 60.0% | 11:01 | 3 20 |
| DENVER | 14 | 106 | 10 | 90 | 2/5 | 40.0% | 8:52 | 0 0 |
| OPPONENTS | 3 | 247 | 30 | 217 | 4/8 | 50.0% | 21:08 | 4 25 |

OVERTIME

| | | | | | | | | |
|-----------------|---|----|----|---|-----|------|------|-----|
| Denver | 3 | 62 | 55 | 7 | 0/0 | 0.0% | 1:21 | 0 0 |
| at Dal. (11/24) | 0 | 0 | 0 | 0 | 0/0 | 0.0% | 0:00 | 0 0 |

SECOND QUARTER

| Game | Pts. | Yds. | Run | Pass | 3rd Dwn. | Pct. | TOP | Penalties |
|------------------|------|------|-----|------|----------|--------|--------|-----------|
| M/A | No. | Yds. | | | No. | | | No. Yds. |
| Denver | 3 | 73 | 10 | 63 | 1/4 | 25.0% | 9:07 | 0 0 |
| at Mia. (9/11) | 3 | 62 | 12 | 50 | 0/3 | 0.0% | 5:53 | 4 14 |
| Denver | 0 | 53 | 6 | 47 | 1/4 | 25.0% | 7:07 | 2 20 |
| vs. S.D. (9/18) | 14 | 122 | 49 | 73 | 2/3 | 66.7% | 7:53 | 2 18 |
| Denver | 3 | 45 | 26 | 19 | 0/1 | 0.0% | 4:33 | 2 10 |
| vs. K.C. (9/26) | 3 | 89 | 22 | 67 | 2/5 | 40.0% | 10:27 | 2 15 |
| Denver | 14 | 127 | 44 | 83 | 1/2 | 50.0% | 12:12 | 0 0 |
| at Jac. (10/2) | 0 | 28 | 1 | 27 | 0/2 | 0.0% | 2:48 | 2 15 |
| Denver | 7 | 71 | 25 | 46 | 1/4 | 25.0% | 6:15 | 1 5 |
| vs. Was. (10/9) | 3 | 131 | 24 | 107 | 2/5 | 40.0% | 8:45 | 3 15 |
| Denver | 21 | 247 | 101 | 146 | 0/1 | 0.0% | 8:18 | 3 15 |
| vs. N.E. (10/16) | 0 | 78 | 23 | 55 | 1/5 | 20.0% | 6:42 | 0 0 |
| Denver | 7 | 94 | 48 | 46 | 1/2 | 50.0% | 9:22 | 3 22 |
| at NYG (10/23) | 3 | 33 | 6 | 27 | 0/2 | 0.0% | 5:38 | 4 27 |
| Denver | 14 | 112 | 55 | 57 | 3/4 | 75.0% | 9:20 | 1 10 |
| vs. Phi. (10/30) | 7 | 107 | 33 | 74 | 1/2 | 50.0% | 5:40 | 1 5 |
| Denver | 13 | 127 | 42 | 85 | 2/4 | 50.0% | 7:37 | 2 15 |
| at Oak. (11/13) | 0 | 35 | 38 | -3 | 1/3 | 33.3% | 7:23 | 2 10 |
| Denver | 10 | 141 | 52 | 89 | 3/6 | 50.0% | 14:05 | 2 15 |
| vs. NYJ (11/20) | 0 | 16 | 0 | 16 | 0/0 | 0.0% | 0:55 | 1 5 |
| Denver | 7 | 36 | 13 | 23 | 1/3 | 33.3% | 4:17 | 4 20 |
| at Dal. (11/24) | 7 | 102 | 40 | 62 | 2/5 | 0.0% | 10:43 | 5 30 |
| Denver | 14 | 132 | 55 | 77 | 3/5 | 60.0% | 9:17 | 2 10 |
| at K.C. (12/4) | 14 | 135 | 15 | 120 | 1/1 | 100.0% | 5:43 | 1 5 |
| Denver | 3 | 92 | 26 | 66 | 2/4 | 50.0% | 8:05 | 1 5 |
| vs. Bal. (12/11) | 0 | 86 | 13 | 73 | 2/5 | 40.0% | 6:55 | 1 5 |
| Denver | 7 | 143 | 48 | 95 | 1/4 | 25.0% | 8:50 | 2 20 |
| at Buf. (12/17) | 0 | 82 | 37 | 45 | 1/4 | 25.0% | 6:10 | 6 42 |
| Denver | 6 | 135 | 53 | 82 | 2/3 | 66.7% | 10:55 | 0 0 |
| vs. Oak. (12/24) | 0 | 86 | 1 | 85 | 2/5 | 40.0% | 4:05 | 1 11 |
| Denver | 14 | 81 | 11 | 70 | 0/2 | 0.0% | 6:59 | 1 6 |
| at S.D. (12/31) | 7 | 103 | 41 | 62 | 0/4 | 0.0% | 8:01 | 5 35 |
| DENVER | 143 | 1709 | 615 | 1094 | 22/53 | 41.5% | 136:19 | 25 182 |
| OPPONENTS | 61 | 1295 | 355 | 940 | 17/54 | 31.5% | 103:41 | 40 252 |

POSTSEASON

| | | | | | | | | |
|-------------------------|----|-----|----|-----|-----|-------|-------|------|
| Denver | 10 | 93 | 13 | 80 | 2/5 | 40.0% | 8:28 | 1 10 |
| vs. N.E. (1/14 - Div.) | 3 | 107 | 22 | 85 | 0/2 | 0.0% | 6:32 | 4 57 |
| Denver | 3 | 64 | 16 | 48 | 1/3 | 33.3% | 5:45 | 1 5 |
| vs. Phil (1/22 - Cont.) | 10 | 102 | 14 | 88 | 3/5 | 60.0% | 11:01 | 3 20 |
| DENVER | 13 | 157 | 29 | 128 | 3/8 | 37.5% | 14:13 | 2 15 |
| OPPONENTS | 24 | 247 | 59 | 188 | 4/6 | 66.7% | 15:47 | 6 67 |

FOURTH QUARTER

| Game | Pts. | Yds. | Run | Pass | 3rd Dwn. | Pct. | TOP | Penalties |
|----------------------|------|------|-----|------|----------|--------|--------|-----------|
| | | | | | M/A | | | No. Yds. |
| Denver | 7 | 165 | 12 | 153 | 0/3 | 0.0% | 9:43 | 3 25 |
| at Mia. (9/11) | 21 | 112 | 26 | 86 | 1/3 | 33.3% | 5:17 | 1 15 |
| Denver | 10 | 98 | 48 | 50 | 2/4 | 50.0% | 8:36 | 1 5 |
| vs. S.D. (9/18) | 3 | 25 | 3 | 22 | 0/3 | 0.0% | 6:24 | 2 9 |
| Denver | 3 | 80 | 69 | 11 | 1/3 | 33.3% | 8:53 | 1 5 |
| vs. K.C. (9/26) | 7 | 103 | 10 | 93 | 1/5 | 20.0% | 6:07 | 2 18 |
| Denver | 6 | 79 | 74 | 5 | 0/4 | 0.0% | 9:03 | 3 10 |
| at Jac. (10/2) | 0 | 75 | -1 | 76 | 1/1 | 100.0% | 5:57 | 7 65 |
| Denver | 0 | 14 | 13 | 1 | 1/5 | 20.0% | 7:05 | 2 20 |
| vs. Was. (10/9) | 9 | 116 | 17 | 99 | 2/5 | 40.0% | 7:55 | 1 5 |
| Denver | 0 | 66 | 29 | 37 | 1/4 | 25.0% | 4:32 | 1 5 |
| vs. N.E. (10/16) | 14 | 114 | 44 | 70 | 2/3 | 66.7% | 10:28 | 3 22 |
| Denver | 3 | 74 | 23 | 51 | 0/3 | 0.0% | 6:53 | 2 20 |
| at NYG (10/23) | 14 | 148 | 34 | 114 | 4/4 | 100.0% | 9:17 | 1 5 |
| Denver | 21 | 226 | 138 | 88 | 1/2 | 50.0% | 10:05 | 2 15 |
| vs. Phi. (10/30) | 0 | 56 | 11 | 45 | 1/4 | 25.0% | 4:55 | 0 0 |
| Denver | 8 | 25 | 1 | 24 | 0/2 | 0.0% | 5:17 | 1 10 |
| at Oak. (11/13) | 17 | 145 | 5 | 140 | 1/7 | 14.3% | 9:43 | 3 30 |
| Denver | 10 | 65 | 65 | 0 | 2/4 | 50.0% | 10:34 | 0 0 |
| vs. NYJ (11/20) | 0 | 54 | 0 | 54 | 2/3 | 66.7% | 4:26 | 1 5 |
| Denver | 0 | 37 | 7 | 30 | 0/3 | 0.0% | 6:21 | 2 20 |
| at Buf. (11/24) | 7 | 82 | 26 | 56 | 1/3 | 33.3% | 6:07 | 1 10 |
| Denver | 3 | 30 | 2 | 28 | 0/3 | 0.0% | 4:19 | 2 20 |
| at K.C. (12/4) | 7 | 128 | 104 | 24 | 1/3 | 33.3% | 10:41 | 3 25 |
| Denver | 0 | 64 | 37 | 27 | 1/3 | 33.3% | 7:19 | 1 6 |
| vs. Bal. (12/11) | 7 | 133 | 5 | 128 | 1/3 | 33.3% | 7:41 | 0 0 |
| Denver | 7 | 93 | 52 | 41 | 3/5 | 60.0% | 12:11 | 2 20 |
| at Buf. (12/17) | 7 | 53 | 0 | 53 | 1/2 | 50.0% | 2:49 | 1 5 |
| Denver | 0 | 45 | 37 | 8 | 3/5 | 60.0% | 9:12 | 2 10 |
| vs. Oak. (12/24) | 3 | 89 | 50 | 39 | 1/3 | 33.3% | 5:48 | 2 10 |
| Denver | 7 | 59 | 59 | 0 | 1/4 | 25.0% | 8:12 | 1 5 |
| at S.D. (12/31) | 0 | 52 | -1 | 51 | 1/4 | 25.0% | 6:46 | 1 15 |
| DENVER | 85 | 1220 | 666 | 554 | 16/57 | 28.1% | 118:15 | 26 206 |
| OPPONENTS | 116 | 1495 | 335 | 1160 | 22/58 | 37.9% | 112:45 | 28 229 |
| POSTSEASON | | | | | | | | |
| Denver | 10 | 120 | 57 | 63 | 1/4 | 25.0% | 11:51 | 1 10 |
| at Min. (14-Dir.) | 7 | 114 | 17 | 97 | 1/2 | 50.0% | 3:09 | 1 5 |
| Denver | 7 | 114 | 59 | 55 | 2/4 | 50.0% | 8:25 | 3 35 |
| vs. Phi. (122-Cont.) | 10 | 27 | 27 | 0 | 1/4 | 25.0% | 6:35 | 3 31 |
| DENVER | 17 | 234 | 116 | 118 | 3/8 | 37.5% | 20:16 | 4 20 |
| OPPONENTS | 17 | 141 | 44 | 97 | 2/6 | 33.3% | 9:44 | 4 41 |

2005 RED ZONE EFFICIENCY

| BRONCOS | | | | | | | | | | OPPONENT | | | | | | | | | |
|-------------------------|-----------|-----------|--------------|-----------|--------------|----------|----------|----------|----------|-----------|-----------|--------------|-----------|--------------|----------|----------|----------|----------|----------|
| Game | Pos. | TDs | TD% | FGs | Pts.% | MFG | DWN | TO | EOH | Pos. | TDs | TD% | FGs | Pts.% | MFG | DWN | TO | EOH | |
| at Mia. (9/11) | 4 | 1 | 25.0% | 1 | 50.0% | 0 | 1 | 1 | 0 | 4 | 2 | 50.0% | 2 | 100.0% | 0 | 0 | 0 | 0 | 0 |
| vs. S.D. (9/18) | 3 | 1 | 33.3% | 0 | 33.3% | 0 | 0 | 2 | 0 | 2 | 2 | 100.0% | 0 | 100.0% | 0 | 0 | 0 | 0 | 0 |
| vs. K.C. (9/26) | 4 | 2 | 50.0% | 2 | 100.0% | 0 | 0 | 0 | 0 | 1 | 0 | 0.0% | 1 | 100.0% | 0 | 0 | 0 | 0 | 0 |
| at Jac. (10/2) | 4 | 2 | 50.0% | 2 | 100.0% | 0 | 0 | 0 | 0 | 0 | 0 | 0.0% | 0 | 0.0% | 0 | 0 | 0 | 0 | 0 |
| vs. Was. (10/9) | 1 | 1 | 100.0% | 0 | 100.0% | 0 | 0 | 0 | 0 | 4 | 2 | 50.0% | 2 | 100.0% | 0 | 0 | 0 | 0 | 0 |
| vs. N.E. (10/16) | 4 | 4 | 100.0% | 0 | 100.0% | 0 | 0 | 0 | 0 | 3 | 2 | 66.7% | 1 | 100.0% | 0 | 0 | 0 | 0 | 0 |
| at NYG (10/23) | 3 | 2 | 66.7% | 1 | 100.0% | 0 | 0 | 0 | 0 | 3 | 3 | 100.0% | 0 | 100.0% | 0 | 0 | 0 | 0 | 0 |
| vs. Phi. (10/30) | 5 | 5 | 100.0% | 0 | 100.0% | 0 | 0 | 0 | 0 | 2 | 2 | 100.0% | 0 | 100.0% | 0 | 0 | 0 | 0 | 0 |
| at Oak. (11/13) | 4 | 1 | 25.0% | 3 | 100.0% | 0 | 0 | 0 | 0 | 4 | 1 | 25.0% | 1 | 50.0% | 1 | 0 | 1 | 0 | 0 |
| vs. NYJ (11/20) | 5 | 3 | 60.0% | 1 | 80.0% | 0 | 0 | 0 | 1 | 0 | 0 | 0.0% | 0 | 0.0% | 0 | 0 | 0 | 0 | 0 |
| at Dal. (11/24) | 2 | 1 | 50.0% | 1 | 100.0% | 0 | 0 | 0 | 0 | 4 | 3 | 75.0% | 0 | 75.0% | 1 | 0 | 0 | 0 | 0 |
| at K.C. (12/4) | 4 | 2 | 50.0% | 1 | 75.0% | 0 | 0 | 0 | 1 | 3 | 2 | 66.7% | 1 | 100.0% | 0 | 0 | 0 | 0 | 0 |
| vs. Bal. (12/11) | 1 | 1 | 100.0% | 0 | 100.0% | 0 | 0 | 0 | 0 | 3 | 0 | 0.0% | 1 | 33.3% | 0 | 1 | 1 | 0 | 0 |
| at Buf. (12/17) | 5 | 4 | 80.0% | 0 | 80.0% | 0 | 0 | 0 | 1 | 3 | 2 | 66.7% | 1 | 100.0% | 0 | 0 | 0 | 0 | 0 |
| vs. Oak. (12/24) | 5 | 2 | 40.0% | 3 | 100.0% | 0 | 0 | 0 | 0 | 2 | 0 | 0.0% | 1 | 50.0% | 1 | 1 | 1 | 0 | 0 |
| at S.D. (12/31) | 4 | 3 | 75.0% | 0 | 75.0% | 1 | 0 | 0 | 0 | 1 | 1 | 100.0% | 0 | 100.0% | 0 | 0 | 0 | 0 | 0 |
| TOTALS | 58 | 35 | 60.3% | 15 | 86.2% | 1 | 1 | 3 | 3 | 39 | 22 | 56.4% | 11 | 84.6% | 3 | 2 | 3 | 0 | 0 |
| POSTSEASON | | | | | | | | | | | | | | | | | | | |
| vs. N.E. (1/14 - Div.) | 5 | 3 | 60.0% | 1 | 80.0% | 0 | 1 | 0 | 0 | 3 | 1 | 33.3% | 1 | 66.7% | 0 | 0 | 1 | 0 | 0 |
| vs. Pit. (1/22 - Conf.) | 2 | 1 | 50.0% | 1 | 100.0% | 0 | 0 | 0 | 0 | 5 | 4 | 80.0% | 1 | 100.0% | 0 | 0 | 0 | 0 | 0 |
| TOTALS | 7 | 4 | 57.1% | 2 | 85.7% | 0 | 1 | 0 | 0 | 8 | 5 | 62.5% | 2 | 87.5% | 0 | 0 | 1 | 0 | 0 |

2005 FIELD POSITION

| BRONCOS | | | | | | | | | | OPPONENT | | | | | | | | | |
|-------------------------|------------|-------------|-------------|-----------|-----------|------------|----------|-----------|----------|------------|-------------|-------------|-----------|-----------|------------|----------|-----------|----------|----------|
| Game | Off. Pos. | Cum. Start | Avg. Start | In. Own | At Own | In. Opp. | At Opp. | In. Opp. | At Opp. | Off. Pos. | Cum. Start | Avg. Start | In. Own | At Own | In. Opp. | At Opp. | In. Opp. | At Opp. | |
| at Mia. (9/11) | 14 | 491 | DEN 35 | 2 | 20 | 3 | 10 | 0 | 4 | 12 | 350 | MIA 29 | 2 | 2 | 12 | 0 | 0 | 0 | 0 |
| vs. S.D. (9/18) | 11 | 430 | DEN 39 | 1 | 1 | 8 | 0 | 3 | 0 | 11 | 237 | SD 22 | 5 | 2 | 11 | 0 | 0 | 0 | 0 |
| vs. K.C. (9/26) | 10 | 339 | DEN 34 | 2 | 3 | 8 | 0 | 2 | 1 | 9 | 193 | KC 21 | 2 | 3 | 9 | 0 | 0 | 0 | 0 |
| at Jac. (10/2) | 12 | 413 | DEN 34 | 3 | 2 | 8 | 2 | 2 | 0 | 11 | 296 | JAC 27 | 2 | 2 | 11 | 0 | 0 | 0 | 0 |
| vs. Was. (10/9) | 12 | 357 | DEN 30 | 3 | 0 | 10 | 0 | 2 | 0 | 12 | 351 | WAS 29 | 2 | 1 | 10 | 0 | 2 | 0 | 0 |
| vs. N.E. (10/16) | 12 | 209 | DEN 17 | 4 | 4 | 12 | 0 | 0 | 0 | 12 | 286 | NE 24 | 2 | 3 | 11 | 0 | 1 | 0 | 0 |
| at NYG (10/23) | 10 | 317 | DEN 32 | 2 | 1 | 8 | 0 | 2 | 0 | 10 | 274 | NYG 27 | 3 | 1 | 10 | 0 | 0 | 0 | 0 |
| vs. Phi. (10/30) | 15 | 488 | DEN 33 | 2 | 2 | 11 | 1 | 3 | 0 | 15 | 381 | PHI 25 | 3 | 3 | 15 | 0 | 0 | 0 | 0 |
| at Oak. (11/13) | 12 | 408 | DEN 34 | 3 | 2 | 10 | 0 | 2 | 0 | 12 | 407 | OAK 34 | 1 | 1 | 10 | 0 | 2 | 0 | 0 |
| vs. NYJ (11/20) | 10 | 361 | DEN 36 | 4 | 0 | 6 | 0 | 4 | 1 | 8 | 207 | NYJ 26 | 0 | 1 | 8 | 0 | 0 | 0 | 0 |
| at Dal. (11/24) | 12 | 294 | DEN 24 | 3 | 1 | 12 | 0 | 0 | 0 | 13 | 408 | DAL 31 | 2 | 0 | 12 | 0 | 1 | 1 | 1 |
| at K.C. (12/4) | 12 | 404 | DEN 34 | 0 | 2 | 10 | 0 | 2 | 0 | 10 | 356 | KC 36 | 1 | 1 | 8 | 0 | 2 | 0 | 0 |
| vs. Bal. (12/11) | 11 | 307 | DEN 28 | 3 | 3 | 9 | 0 | 2 | 0 | 10 | 361 | BAL 36 | 2 | 1 | 9 | 0 | 1 | 1 | 1 |
| at Buf. (12/17) | 10 | 290 | DEN 29 | 1 | 2 | 9 | 0 | 1 | 0 | 10 | 317 | BUF 32 | 2 | 2 | 9 | 0 | 1 | 0 | 0 |
| vs. Oak. (12/24) | 10 | 330 | DEN 33 | 0 | 4 | 9 | 0 | 1 | 0 | 9 | 209 | OAK 23 | 3 | 1 | 9 | 0 | 0 | 0 | 0 |
| at S.D. (12/31) | 13 | 476 | DEN 37 | 2 | 1 | 11 | 0 | 2 | 2 | 12 | 269 | SD 22 | 4 | 1 | 12 | 0 | 0 | 0 | 0 |
| TOTALS | 186 | 5914 | 31.8 | 35 | 31 | 151 | 3 | 32 | 4 | 176 | 4902 | 27.9 | 36 | 25 | 166 | 0 | 10 | 2 | 2 |
| POSTSEASON | | | | | | | | | | | | | | | | | | | |
| vs. N.E. (1/14 - Div.) | 14 | 623 | DEN 44 | 0 | 1 | 10 | 0 | 4 | 2 | 12 | 209 | NE 17 | 6 | 0 | 12 | 0 | 0 | 0 | 0 |
| vs. Pit. (1/22 - Conf.) | 11 | 291 | DEN 26 | 2 | 3 | 10 | 0 | 1 | 0 | 10 | 433 | PIT 43 | 1 | 1 | 6 | 0 | 4 | 1 | 0 |
| TOTALS | 25 | 914 | 36.6 | 2 | 4 | 20 | 0 | 5 | 2 | 22 | 642 | 29.2 | 7 | 1 | 18 | 0 | 4 | 1 | 0 |

2005 PENALTY BREAKDOWN

| BRONCOS | | | | | | | | | | OPPONENT | | | | | | | | | |
|-------------------------|-----------|------------|-------------|------------|-------------|------------|-----------|------------|-------|------------|------------|-------------|------------|-------------|------------|-----------|------------|-------|--|
| Game | Total No. | Yds. | Offense No. | Yds. | Defense No. | Yds. | Spec. No. | Yds. | Teams | Total No. | Yds. | Offense No. | Yds. | Defense No. | Yds. | Spec. No. | Yds. | Teams | |
| at Mia. (9/11) | 7 | 73 | 2 | 15 | 3 | 38 | 2 | 20 | | 11 | 69 | 7 | 45 | 4 | 24 | 0 | 0 | | |
| vs. S.D. (9/18) | 5 | 45 | 3 | 25 | 1 | 15 | 1 | 5 | | 7 | 42 | 4 | 25 | 2 | 9 | 1 | 8 | | |
| vs. K.C. (9/26) | 4 | 30 | 0 | 0 | 4 | 30 | 0 | 0 | | 13 | 118 | 4 | 40 | 5 | 48 | 4 | 30 | | |
| at Jac. (10/2) | 5 | 30 | 2 | 15 | 2 | 10 | 1 | 5 | | 15 | 119 | 10 | 65 | 3 | 30 | 2 | 24 | | |
| vs. Was. (10/9) | 6 | 43 | 1 | 10 | 4 | 30 | 1 | 3 | | 10 | 67 | 7 | 47 | 1 | 5 | 2 | 15 | | |
| vs. N.E. (10/16) | 11 | 82 | 2 | 15 | 4 | 40 | 5 | 27 | | 8 | 55 | 5 | 35 | 0 | 0 | 3 | 20 | | |
| at NYG (10/23) | 6 | 53 | 3 | 25 | 3 | 28 | 0 | 0 | | 7 | 52 | 4 | 30 | 3 | 22 | 0 | 0 | | |
| vs. Phi. (10/30) | 6 | 50 | 3 | 25 | 1 | 5 | 2 | 20 | | 10 | 70 | 3 | 15 | 4 | 25 | 3 | 30 | | |
| at Oak. (11/13) | 4 | 30 | 1 | 10 | 2 | 10 | 1 | 10 | | 9 | 58 | 4 | 25 | 5 | 33 | 0 | 0 | | |
| vs. NYJ (11/20) | 3 | 30 | 3 | 30 | 0 | 0 | 0 | 0 | | 7 | 41 | 4 | 26 | 3 | 15 | 0 | 0 | | |
| at Dal. (11/24) | 10 | 67 | 4 | 31 | 5 | 35 | 1 | 1 | | 7 | 40 | 4 | 20 | 1 | 5 | 2 | 15 | | |
| at K.C. (12/4) | 8 | 55 | 1 | 5 | 5 | 25 | 2 | 25 | | 6 | 45 | 5 | 35 | 0 | 0 | 1 | 10 | | |
| vs. Bal. (12/11) | 4 | 31 | 2 | 10 | 1 | 6 | 1 | 15 | | 3 | 20 | 3 | 20 | 0 | 0 | 0 | 0 | | |
| at Buf. (12/17) | 9 | 90 | 3 | 30 | 6 | 60 | 0 | 0 | | 12 | 82 | 7 | 50 | 2 | 12 | 3 | 20 | | |
| vs. Oak. (12/24) | 5 | 25 | 2 | 10 | 3 | 15 | 0 | 0 | | 6 | 41 | 4 | 26 | 1 | 5 | 1 | 10 | | |
| at S.D. (12/31) | 4 | 22 | 1 | 5 | 2 | 12 | 1 | 5 | | 8 | 70 | 4 | 35 | 0 | 0 | 4 | 35 | | |
| TOTALS | 97 | 756 | 33 | 261 | 46 | 359 | 18 | 136 | | 139 | 989 | 79 | 539 | 34 | 233 | 26 | 217 | | |
| POSTSEASON | | | | | | | | | | | | | | | | | | | |
| vs. N.E. (1/14 - Div.) | 4 | 24 | 2 | 15 | 0 | 0 | 2 | 9 | | 8 | 82 | 4 | 18 | 1 | 39 | 3 | 25 | | |
| vs. Pit. (1/22 - Conf.) | 4 | 20 | 3 | 15 | 0 | 0 | 1 | 5 | | 8 | 61 | 3 | 20 | 3 | 31 | 2 | 10 | | |
| TOTALS | 8 | 44 | 5 | 30 | 0 | 0 | 3 | 14 | | 16 | 143 | 7 | 38 | 4 | 70 | 5 | 35 | | |

2005 INDIVIDUAL GAME-BY-GAME STATISTICS — PASSING

| PLUMMER | | | | | | | | | | | VAN PELT | | | | | | | | | | | |
|------------------------|------|------|------|-------|------|----|----|-----|--------|-------|----------|------|------|------|-------|----|----|----|-----|-------|---|------|
| Game | Att. | Cmp. | Yds. | Yds./ | | | TD | Int | Sack/ | | Rtg. | Att. | Cmp. | Yds. | Yds./ | | | TD | Int | Sack/ | | Rtg. |
| | | | | Pct. | Att. | LG | | | Lost | Pct. | | | | | Att. | TD | LG | | | Lost | | |
| at Mia. (9/11) | 48 | 22 | 251 | 45.8 | 5.2 | 1 | 2 | 23 | 1/9 | 51.6 | | | | | | | | | | | | |
| vs. S.D. (9/18) | 37 | 23 | 248 | 62.2 | 6.7 | 0 | 1 | 26 | 3/15 | 70.6 | | | | | | | | | | | | |
| vs. K.C. (9/26) | 18 | 13 | 152 | 72.2 | 8.4 | 1 | 0 | 21 | 1/15 | 116.0 | | | | | | | | | | | | |
| at Jac. (10/2) | 26 | 19 | 136 | 73.1 | 5.2 | 2 | 0 | 14 | 3/18 | 110.4 | | | | | | | | | | | | |
| vs. Was. (10/9) | 25 | 10 | 92 | 40.0 | 3.7 | 1 | 0 | 31 | 0/0 | 64.1 | | | | | | | | | | | | |
| vs. N.E. (10/16) | 24 | 17 | 262 | 70.8 | 10.9 | 2 | 0 | 72 | 1/8 | 134.4 | | | | | | | | | | | | |
| at NYG (10/23) | 29 | 18 | 194 | 62.1 | 6.7 | 1 | 0 | 37 | 0/0 | 93.2 | | | | | | | | | | | | |
| vs. Phi. (10/30) | 35 | 22 | 309 | 62.9 | 8.8 | 4 | 0 | 44 | 1/0 | 129.3 | | | | | | | | | | | | |
| at Oak. (11/13) | 22 | 16 | 205 | 72.7 | 9.3 | 1 | 0 | 41 | 0/0 | 116.7 | | | | | | | | | | | | |
| vs. NYJ (11/20) | 26 | 18 | 225 | 69.2 | 8.7 | 0 | 0 | 49 | 2/12 | 95.5 | | | | | | | | | | | | |
| at Dal. (11/24) | 24 | 15 | 162 | 62.5 | 6.8 | 1 | 1 | 24 | 2/13 | 78.8 | | | | | | | | | | | | |
| at K.C. (12/4) | 29 | 18 | 276 | 62.1 | 9.5 | 2 | 6 | 66 | 1/8 | 76.2 | 0 | 0 | 0 | 0.0 | 0.0 | 0 | 0 | 0 | 0 | 0 | 0 | 0.0 |
| vs. Bal. (12/11) | 33 | 19 | 236 | 57.6 | 7.2 | 1 | 0 | 24 | 2/14 | 90.0 | | | | | | | | | | | | |
| at Buf. (12/17) | 37 | 20 | 259 | 54.1 | 7.0 | 2 | 0 | 40 | 1/0 | 94.3 | | | | | | | | | | | | |
| vs. Oak. (12/24) | 29 | 19 | 268 | 65.5 | 9.2 | 0 | 1 | 34 | 2/9 | 80.8 | 0 | 0 | 0 | 0.0 | 0.0 | 0 | 0 | 0 | 0 | 0 | 0 | 0.0 |
| at S.D. (12/31) | 14 | 8 | 91 | 57.1 | 6.5 | 0 | 0 | 21 | 2/14 | 76.8 | 8 | 2 | 7 | 25.0 | 0.9 | 0 | 0 | 5 | 0/0 | 39.6 | | |
| TOTAL | 456 | 277 | 3366 | 60.7 | 7.4 | 18 | 7 | 72 | 22/135 | 90.2 | 8 | 2 | 7 | 25.0 | 0.9 | 0 | 0 | 5 | 0/0 | 39.6 | | |
| vs. N.E. (1/14 Div.) | 26 | 15 | 197 | 57.7 | 7.6 | 1 | 1 | 42 | 2/7 | 78.5 | | | | | | | | | | | | |
| vs. Pitt. (1/22 Conf.) | 30 | 18 | 223 | 60.0 | 7.4 | 1 | 2 | 38 | 3/12 | 66.4 | | | | | | | | | | | | |
| TOTAL | 56 | 33 | 420 | 58.9 | 7.5 | 2 | 3 | 42 | 5/19 | 72.0 | 0 | 0 | 0 | 0.0 | 0.0 | 0 | 0 | — | 0/0 | 0.0 | | |

2005 INDIVIDUAL GAME-BY-GAME STATISTICS — RECEIVING

| Game | SMITH | | | | LELIE | | | | PUTZIER | | | | ADAMS | | | |
|-----------------------|-----------|-------------|-----------|----------|-----------|------------|-----------|----------|-----------|------------|-----------|----------|-----------|------------|-----------|----------|
| | Rec. | Yds. | LG | TD | Rec. | Yds. | LG | TD | Rec. | Yds. | LG | TD | Rec. | Yds. | LG | TD |
| at Mia. (9/11) | 7 | 90 | 23 | 0 | 2 | 17 | 10 | 0 | 7 | 67 | 13 | 0 | 2 | 35 | 21 | 0 |
| vs. S.D. (9/18) | 8 | 83 | 20 | 0 | 6 | 62 | 16 | 0 | 1 | 16 | 16 | 0 | 3 | 31 | 12 | 0 |
| vs. K.C. (9/26) | 7 | 80 | 21 | 1 | 1 | 16 | 16 | 0 | 0 | 0 | — | 0 | 2 | 23 | 21 | 0 |
| at Jac. (10/2) | 4 | 33 | 14 | 0 | 1 | 13 | 13 | 0 | 2 | 15 | 10 | 0 | 1 | 9 | 9 | 0 |
| vs. Was. (10/9) | 2 | 23 | 13 | 0 | 1 | 5 | 5t | 1 | 1 | 31 | 31 | 0 | 2 | 11 | 9 | 0 |
| vs. N.E. (10/16) | 6 | 123 | 72 | 1 | 3 | 81 | 55 | 0 | 3 | 32 | 13 | 0 | 0 | 0 | — | 0 |
| at NYG (10/23) | 3 | 51 | 37 | 0 | 5 | 64 | 26 | 0 | 3 | 19 | 19 | 0 | 0 | 0 | — | 0 |
| vs. Phi. (10/30) | 5 | 76 | 32 | 1 | 3 | 81 | 37 | 0 | 2 | 39 | 28 | 0 | 3 | 25 | 10 | 0 |
| at Oak. (11/13) | 5 | 50 | 27t | 1 | 3 | 76 | 41 | 0 | 3 | 33 | 18 | 0 | 0 | 0 | — | 0 |
| vs. NYJ (11/20) | 5 | 57 | 14 | 0 | 4 | 81 | 49 | 0 | 1 | 26 | 26 | 0 | 2 | 21 | 16 | 0 |
| at Dal. (11/24) | 5 | 57 | 20 | 1 | 0 | 0 | — | 0 | 4 | 69 | 24 | 0 | 1 | 7 | 7 | 0 |
| at K.C. (12/4) | 6 | 79 | 18 | 0 | 2 | 63 | 56 | 0 | 4 | 50 | 32 | 0 | 0 | 0 | — | 0 |
| vs. Bal. (12/11) | 5 | 64 | 21 | 0 | 2 | 42 | 24 | 0 | 1 | 8 | 8 | 0 | 3 | 35 | 16 | 0 |
| at Buf. (12/17) | 11 | 137 | 34 | 1 | 1 | 40 | 40 | 0 | 3 | 56 | 28 | 0 | 0 | 0 | — | 0 |
| vs. Oak. (12/24) | 5 | 91 | 24 | 0 | 6 | 110 | 34 | 0 | 1 | 17 | 17 | 0 | 0 | 0 | — | 0 |
| at S.D. (12/31) | 1 | 11 | 11 | 0 | 2 | 19 | 14 | 0 | 1 | 3 | 3 | 0 | 2 | 6 | 4 | 0 |
| TOTAL | 85 | 1105 | 72 | 6 | 42 | 770 | 56 | 1 | 37 | 481 | 32 | 0 | 21 | 203 | 21 | 0 |
| vs. N.E. (1/14 Div.) | 6 | 96 | 42 | 1 | 5 | 50 | 17 | 0 | 3 | 37 | 24 | 0 | 0 | 0 | — | 0 |
| vs. Pit. (1/22 Conf.) | 4 | 61 | 32 | 0 | 2 | 68 | 38 | 1 | 4 | 55 | 19 | 0 | 0 | 0 | — | 0 |
| TOTAL | 10 | 157 | 42 | 1 | 7 | 118 | 38 | 1 | 7 | 92 | 24 | 0 | 0 | 0 | — | 0 |

| Game | ALEXANDER, S. | | | | ANDERSON | | | | BELL | | | | JOHNSON | | | |
|-----------------------|---------------|------------|-----------|----------|-----------|------------|------------|----------|-----------|------------|-----------|----------|-----------|------------|-----------|----------|
| | Rec. | Yds. | LG | TD | Rec. | Yds. | LG | TD | Rec. | Yds. | LG | TD | Rec. | Yds. | LG | TD |
| at Mia. (9/11) | 1 | 8 | 8 | 0 | 0 | 0 | — | 0 | 1 | 13 | 13 | 0 | 2 | 21 | 19 | 1 |
| vs. S.D. (9/18) | 1 | 5 | 5 | 0 | 3 | 41 | 26 | 0 | 0 | 0 | — | 0 | 0 | 0 | — | 0 |
| vs. K.C. (9/26) | 1 | 9 | 9 | 0 | 0 | 0 | — | 0 | 0 | 0 | — | 0 | 0 | 0 | — | 0 |
| at Jac. (10/2) | 3 | 27 | 13 | 0 | 3 | 27 | 13 | 0 | 1 | 6 | 6 | 0 | 1 | -2 | -2 | 0 |
| vs. Was. (10/9) | 0 | 0 | — | 0 | 2 | 16 | 8 | 0 | 1 | 5 | 5 | 0 | 1 | 1 | 1 | 0 |
| vs. N.E. (10/16) | 1 | 5 | 5 | 0 | 0 | 0 | — | 0 | 3 | 20 | 13 | 0 | 1 | 1 | 1t | 1 |
| at NYG (10/23) | 3 | 22 | 11 | 0 | 0 | 0 | — | 0 | 2 | 1 | 2 | 0 | 2 | 37 | 33 | 1 |
| vs. Phi. (10/30) | 2 | 7 | 4 | 1 | 1 | 16 | 16 | 0 | 0 | 0 | — | 0 | 1 | 6 | 6 | 1 |
| at Oak. (11/13) | 1 | 14 | 14 | 0 | 0 | 0 | — | 0 | 3 | 15 | 13 | 0 | 1 | 17 | 17 | 0 |
| vs. NYJ (11/20) | 1 | 9 | 9 | 0 | 3 | 16 | 9 | 0 | 1 | 6 | 6 | 0 | 0 | 0 | — | 0 |
| at Dal. (11/24) | 0 | 0 | — | 0 | 2 | 6 | 3 | 0 | INACTIVE | | | | 1 | 13 | 13 | 0 |
| at K.C. (12/4) | 1 | 9 | 9 | 0 | 1 | 66t | 66t | 1 | 1 | 1 | 1 | 0 | 2 | -1 | 2 | 0 |
| vs. Bal. (12/11) | 1 | 15 | 15 | 0 | 0 | 0 | — | 0 | 2 | 16 | 14 | 0 | 3 | 40 | 21 | 1 |
| at Buf. (12/17) | 2 | 12 | 7 | 0 | 1 | 4 | 4 | 0 | 1 | 9 | 9 | 0 | 0 | 0 | — | 0 |
| vs. Oak. (12/24) | 2 | 17 | 12 | 0 | 2 | 20 | 15 | 0 | 2 | 12 | 8 | 0 | 0 | 0 | — | 0 |
| at S.D. (12/31) | 1 | 11 | 11 | 0 | INACTIVE | | | | 0 | 0 | — | 0 | 2 | 27 | 21 | 0 |
| TOTAL | 21 | 170 | 15 | 1 | 18 | 212 | 66t | 1 | 18 | 104 | 14 | 0 | 17 | 160 | 33 | 5 |
| vs. N.E. (1/14 Div.) | 0 | 0 | — | 0 | 1 | 14 | 14 | 0 | 0 | 0 | — | 0 | 0 | 0 | — | 0 |
| vs. Pit. (1/22 Conf.) | 0 | 0 | — | 0 | 3 | 11 | 13 | 0 | 5 | 28 | 9 | 0 | 0 | 0 | — | 0 |
| TOTAL | 0 | 0 | — | 0 | 4 | 25 | 14 | 0 | 5 | 28 | 9 | 0 | 0 | 0 | — | 0 |

| Game | DEVOE | | | | DAYNE | | | | DUKE | | | | WATTS | | | |
|-----------------------|----------|-----------|------------|----------|--------------|-----------|----------|----------|----------------|----------|----------|----------|----------|-----------|-----------|----------|
| | Rec. | Yds. | LG | TD | Rec. | Yds. | LG | TD | Rec. | Yds. | LG | TD | Rec. | Yds. | LG | TD |
| at Mia. (9/11) | 0 | 0 | — | 0 | INACTIVE | | | | INACTIVE | | | | 0 | 0 | — | 0 |
| vs. S.D. (9/18) | 0 | 0 | — | 0 | 0 | 0 | — | 0 | INACTIVE | | | | 1 | 10 | 10 | 0 |
| vs. K.C. (9/26) | INACTIVE | | | | 0 | 0 | — | 0 | INACTIVE | | | | 1 | 12 | 12 | 0 |
| at Jac. (10/2) | 0 | 0 | — | 0 | 0 | 0 | — | 0 | INACTIVE | | | | 0 | 0 | — | 0 |
| vs. Was. (10/9) | 0 | 0 | — | 0 | DID NOT PLAY | | | | NOT WITH TEAM | | | | 0 | 0 | — | 0 |
| vs. N.E. (10/16) | INACTIVE | | | | 0 | 0 | — | 0 | PRACTICE SQUAD | | | | 0 | 0 | — | 0 |
| at NYG (10/23) | 0 | 0 | — | 0 | INACTIVE | | | | PRACTICE SQUAD | | | | INACTIVE | | | |
| vs. Phi. (10/30) | 5 | 59 | 44t | 1 | 0 | 0 | — | 0 | PRACTICE SQUAD | | | | INACTIVE | | | |
| at Oak. (11/13) | 0 | 0 | — | 0 | DID NOT PLAY | | | | PRACTICE SQUAD | | | | INACTIVE | | | |
| vs. NYJ (11/20) | 1 | 9 | 9 | 0 | INACTIVE | | | | 0 | 0 | — | 0 | INACTIVE | | | |
| at Dal. (11/24) | 0 | 0 | — | 0 | 2 | 10 | 7 | 0 | DID NOT PLAY | | | | INACTIVE | | | |
| at K.C. (12/4) | 1 | 9 | 9 | 0 | 0 | 0 | — | 0 | INACTIVE | | | | INACTIVE | | | |
| vs. Bal. (12/11) | 1 | 9 | 9 | 0 | 1 | 7 | 7 | 0 | DID NOT PLAY | | | | INACTIVE | | | |
| at Buf. (12/17) | 0 | 0 | — | 0 | DID NOT PLAY | | | | 1 | 1 | 1t | 1 | INACTIVE | | | |
| vs. Oak. (12/24) | 1 | 1 | 1 | 0 | 0 | 0 | — | 0 | INACTIVE | | | | 1 | 21 | 21 | 0 |
| at S.D. (12/31) | 0 | 0 | — | 0 | 0 | 0 | — | 0 | 2 | 22 | 21 | 1 | INACTIVE | | | |
| TOTAL | 9 | 87 | 44t | 1 | 3 | 17 | 7 | 0 | 0 | 0 | — | 0 | 2 | 22 | 12 | 0 |
| vs. N.E. (1/14 Div.) | 0 | 0 | — | 0 | 0 | 0 | — | 0 | 0 | 0 | — | 0 | INACTIVE | | | |
| vs. Pit. (1/22 Conf.) | 0 | 0 | — | 0 | 0 | 0 | — | 0 | 0 | 0 | — | 0 | INACTIVE | | | |
| TOTAL | 0 | 0 | — | 0 | 0 | 0 | — | 0 | 0 | 0 | — | 0 | 0 | 0 | — | 0 |

Cecil Sapp made two catches for 17 yards (LG 12). He caught one pass for 12 yards vs. K.C. (9/26) and one for five yards at Jac. (10/2).
Dwayne Carswell caught two passes for three yards (LG 2t) with two touchdowns at Jac. (10/2).

2005 INDIVIDUAL GAME-BY-GAME STATISTICS — SCORING

| | ELAM | | | | | | ANDERSON | | | | | | BELL | | | | | |
|-----------------------|------|-----|------|----|-----|-----|----------|-----|------|----|-----|-----|----------|-----|------|----|-----|-----|
| Game | TDr | TDp | TDrt | FG | PAT | Tot | TDr | TDp | TDrt | FG | 2pt | Tot | TDr | TDp | TDrt | FG | 2pt | Tot |
| at Mia. (9/11) | 0 | 0 | 0 | 1 | 1 | 4 | 0 | 0 | 0 | 0 | 0 | 0 | 0 | 0 | 0 | 0 | 0 | 0 |
| vs. S.D. (9/18) | 0 | 0 | 0 | 2 | 2 | 8 | 0 | 0 | 0 | 0 | 0 | 0 | 0 | 0 | 0 | 0 | 0 | 0 |
| vs. K.C. (9/26) | 0 | 0 | 0 | 3 | 3 | 12 | 1 | 0 | 0 | 0 | 0 | 6 | 0 | 0 | 0 | 0 | 0 | 0 |
| at Jac. (10/2) | 0 | 0 | 0 | 2 | 2 | 8 | 0 | 0 | 0 | 0 | 0 | 0 | 0 | 0 | 0 | 0 | 0 | 0 |
| vs. Was. (10/9) | 0 | 0 | 0 | 0 | 3 | 3 | 0 | 0 | 0 | 0 | 0 | 0 | 2 | 0 | 0 | 0 | 0 | 12 |
| vs. N.E. (10/16) | 0 | 0 | 0 | 0 | 4 | 4 | 1 | 0 | 0 | 0 | 0 | 6 | 1 | 0 | 0 | 0 | 0 | 6 |
| at NYG (10/23) | 0 | 0 | 0 | 3 | 2 | 11 | 1 | 0 | 0 | 0 | 0 | 6 | 0 | 0 | 0 | 0 | 0 | 0 |
| vs. Phi. (10/30) | 0 | 0 | 0 | 0 | 7 | 7 | 1 | 0 | 0 | 0 | 0 | 6 | 2 | 0 | 0 | 0 | 0 | 12 |
| at Oak. (11/13) | 0 | 0 | 0 | 3 | 2 | 11 | 1 | 0 | 0 | 0 | 0 | 6 | 0 | 0 | 0 | 0 | 0 | 0 |
| vs. NYJ (11/20) | 0 | 0 | 0 | 2 | 3 | 9 | 3 | 0 | 0 | 0 | 0 | 18 | 0 | 0 | 0 | 0 | 0 | 0 |
| at Dal. (11/24) | 0 | 0 | 0 | 1 | 3 | 6 | 0 | 0 | 0 | 0 | 0 | 0 | INACTIVE | | | | | |
| at K.C. (12/4) | 0 | 0 | 0 | 2 | 3 | 9 | 1 | 1 | 0 | 0 | 0 | 12 | 0 | 0 | 0 | 0 | 0 | 0 |
| vs. Bal. (12/11) | 0 | 0 | 0 | 2 | 0 | 6 | 0 | 0 | 0 | 0 | 0 | 0 | 0 | 0 | 0 | 0 | 0 | 0 |
| at Buf. (12/17) | 0 | 0 | 0 | 0 | 4 | 4 | 2 | 0 | 0 | 0 | 0 | 12 | 0 | 0 | 0 | 0 | 0 | 0 |
| vs. Oak. (12/24) | 0 | 0 | 0 | 3 | 1 | 10 | 1 | 0 | 0 | 0 | 0 | 6 | 0 | 0 | 0 | 0 | 0 | 0 |
| at S.D. (12/31) | 0 | 0 | 0 | 0 | 3 | 3 | INACTIVE | | | | | | 3 | 0 | 0 | 0 | 0 | 18 |
| TOTAL | 0 | 0 | 0 | 24 | 43 | 115 | 12 | 1 | 0 | 0 | 0 | 78 | 8 | 0 | 0 | 0 | 0 | 48 |
| vs. N.E. (1/14 Div.) | 0 | 0 | 0 | 2 | 3 | 9 | 2 | 0 | 0 | 0 | 0 | 12 | 0 | 0 | 0 | 0 | 0 | 0 |
| vs. Pit. (1/22 Conf.) | 0 | 0 | 0 | 1 | 2 | 5 | 1 | 0 | 0 | 0 | 0 | 6 | 0 | 0 | 0 | 0 | 0 | 0 |
| TOTAL | 0 | 0 | 0 | 3 | 5 | 14 | 3 | 0 | 0 | 0 | 0 | 18 | 0 | 0 | 0 | 0 | 0 | 0 |

2005 SCORE BY PERIOD

| Game | BRONCOS | | | | | OPPONENT | | | | | Final | Record |
|-----------------------|-----------|------------|-----------|-----------|----------|-----------|-----------|-----------|------------|----------|----------------|-------------|
| | 1 | 2 | 3 | 4 | OT | 1 | 2 | 3 | 4 | OT | | |
| at Mia. (9/11) | 0 | 3 | 0 | 7 | — | 3 | 3 | 7 | 21 | — | 10-34 | 0-1 |
| vs. S.D. (9/18) | 3 | 0 | 7 | 10 | — | 0 | 14 | 0 | 3 | — | 20-17 | 1-1 |
| vs. K.C. (9/26) | 17 | 3 | 7 | 3 | — | 0 | 3 | 0 | 7 | — | 30-10 | 2-1 |
| at Jac. (10/2) | 0 | 14 | 0 | 6 | — | 0 | 0 | 7 | 0 | — | 20-7 | 3-1 |
| vs. Was. (10/9) | 7 | 7 | 7 | 0 | — | 7 | 3 | 0 | 9 | — | 21-19 | 4-1 |
| vs. N.E. (10/16) | 0 | 21 | 7 | 0 | — | 3 | 0 | 3 | 14 | — | 28-20 | 5-1 |
| at NYG (10/23) | 6 | 7 | 7 | 3 | — | 7 | 3 | 0 | 14 | — | 23-24 | 5-2 |
| vs. Phi. (10/30) | 14 | 14 | 0 | 21 | — | 0 | 7 | 14 | 0 | — | 49-21 | 6-2 |
| at Oak. (11/13) | 0 | 13 | 10 | 8 | — | 0 | 0 | 0 | 17 | — | 31-17 | 7-2 |
| vs. NYJ (11/20) | 7 | 10 | 0 | 10 | — | 0 | 0 | 0 | 0 | — | 27-0 | 8-2 |
| at Dal. (11/24) | 7 | 7 | 7 | 0 | 3 | 7 | 7 | 0 | 7 | 0 | 24-21 OT | 9-2 |
| at K.C. (12/4) | 7 | 14 | 3 | 3 | — | 7 | 14 | 3 | 7 | — | 27-31 | 9-3 |
| vs. Bal. (12/11) | 3 | 3 | 6 | 0 | — | 3 | 0 | 0 | 7 | — | 12-10 | 10-3 |
| at Buf. (12/17) | 0 | 7 | 14 | 7 | — | 7 | 0 | 3 | 7 | — | 28-17 | 11-3 |
| vs. Oak. (12/24) | 10 | 6 | 6 | 0 | — | 0 | 0 | 0 | 3 | — | 22-3 | 12-3 |
| at S.D. (12/31) | 0 | 14 | 2 | 7 | — | 0 | 7 | 0 | 0 | — | 23-7 | 13-3 |
| TOTAL | 81 | 143 | 83 | 85 | 3 | 44 | 61 | 37 | 116 | 0 | 395-258 | 13-3 |
| vs. N.E. (1/14 Div.) | 0 | 10 | 7 | 10 | — | 0 | 3 | 3 | 7 | — | 27-13 | 1-0 |
| vs. Pit. (1/22 Conf.) | 0 | 3 | 7 | 7 | — | 3 | 21 | 0 | 10 | — | 17-34 | 1-1 |
| TOTAL | 0 | 13 | 14 | 17 | 0 | 3 | 24 | 3 | 17 | 0 | 44-47 | 1-1 |

2005 INDIVIDUAL GAME-BY-GAME STATISTICS — KICK RETURNS

| Game | WILLIAMS, DA. | | | | | ALEXANDER, R. | | | | | ADAMS | | | | | SAPP | | | | |
|-----------------------|---------------|------------|-------------|-----------|----------|---------------|------------|-------------|-----------|----------|-----------|------------|-------------|-----------|----------|----------|-----------|-------------|-----------|----------|
| | No. | Yds. | Avg. | LG | TD | No. | Yds. | Avg. | LG | TD | No. | Yds. | Avg. | LG | TD | No. | Yds. | Avg. | LG | TD |
| at Mia. (9/11) | 3 | 79 | 26.3 | 29 | 0 | INACTIVE | | | | | 2 | 39 | 19.5 | 20 | 0 | 0 | 0 | 0.0 | — | 0 |
| vs. S.D. (9/18) | 3 | 64 | 21.3 | 22 | 0 | 0 | 0 | 0.0 | — | 0 | 0 | 0 | 0.0 | — | 0 | 0 | 0 | 0.0 | — | 0 |
| vs. K.C. (9/26) | 1 | 32 | 32.0 | 32 | 0 | 0 | 0 | 0.0 | — | 0 | 0 | 0 | 0.0 | — | 0 | 0 | 0 | 0.0 | — | 0 |
| at Jac. (10/2) | INACTIVE | | | | | INACTIVE | | | | | 1 | 22 | 22.0 | 22 | 0 | 0 | 0 | 0.0 | — | 0 |
| vs. Was. (10/9) | 1 | 18 | 18.0 | 18 | 0 | INACTIVE | | | | | 2 | 56 | 28.0 | 32 | 0 | 0 | 0 | 0.0 | — | 0 |
| vs. N.E. (10/16) | 1 | 30 | 30.0 | 30 | 0 | INACTIVE | | | | | 0 | 0 | 0.0 | — | 0 | 0 | 0 | 0.0 | — | 0 |
| at NYG (10/23) | 2 | 49 | 24.5 | 30 | 0 | INACTIVE | | | | | 1 | 17 | 17.0 | 17 | 0 | 0 | 0 | 0.0 | — | 0 |
| vs. Phi. (10/30) | 1 | 26 | 26.0 | 26 | 0 | 1 | 26 | 26.0 | 26 | 0 | 1 | 19 | 19.0 | 19 | 0 | 0 | 0 | 0.0 | — | 0 |
| at Oak. (11/13) | 0 | 0 | 0.0 | — | 0 | 2 | 49 | 24.5 | 29 | 0 | 0 | 0 | 0.0 | — | 0 | 0 | 0 | 0.0 | — | 0 |
| vs. NYJ (11/20) | 0 | 0 | 0.0 | — | 0 | 1 | 23 | 23.0 | 23 | 0 | 0 | 0 | 0.0 | — | 0 | 0 | 0 | 0.0 | — | 0 |
| at Dal. (11/24) | 1 | 27 | 27.0 | 27 | 0 | 4 | 73 | 18.3 | 23 | 0 | 0 | 0 | 0.0 | — | 0 | 0 | 0 | 0.0 | — | 0 |
| at K.C. (12/4) | 4 | 87 | 21.8 | 36 | 0 | 0 | 0 | 0.0 | — | 0 | 0 | 0 | 0.0 | — | 0 | 1 | 20 | 20.0 | 20 | 0 |
| vs. Bal. (12/11) | 1 | 19 | 19.0 | 19 | 0 | INACTIVE | | | | | 1 | 25 | 25.0 | 25 | 0 | 0 | 0 | 0.0 | — | 0 |
| at Buf. (12/17) | INACTIVE | | | | | 1 | 21 | 21.0 | 21 | 0 | 0 | 0 | 0.0 | — | 0 | 1 | 8 | 8.0 | 8 | 0 |
| vs. Oak. (12/24) | INACTIVE | | | | | 1 | 31 | 31.0 | 31 | 0 | 1 | 25 | 25.0 | 25 | 0 | 0 | 0 | 0.0 | — | 0 |
| at S.D. (12/31) | INACTIVE | | | | | 2 | 38 | 19.0 | — | 0 | 1 | 15 | 15.0 | 15 | 0 | 0 | 0 | 0.0 | — | 0 |
| TOTAL | 18 | 431 | 23.9 | 36 | 0 | 12 | 261 | 21.8 | 31 | 0 | 10 | 218 | 21.8 | 32 | 0 | 2 | 28 | 14.0 | 20 | 0 |
| vs. N.E. (1/14 Div.) | 1 | 19 | 19.0 | 19 | 0 | INACTIVE | | | | | 3 | 54 | 18.0 | 29 | 0 | 0 | 0 | 0.0 | — | 0 |
| vs. Pit. (1/22 Conf.) | 0 | 0 | 0.0 | — | 0 | INACTIVE | | | | | 4 | 110 | 27.5 | 47 | 0 | 1 | 11 | 11.0 | 11 | 0 |
| TOTAL | 1 | 19 | 19.0 | 19 | 0 | 0 | 0 | 0.0 | — | 0 | 7 | 164 | 23.4 | 47 | 0 | 1 | 11 | 11.0 | 11 | 0 |

Mike Anderson returned one kick for 18 yards vs. Bal. (12/11); *Kyle Johnson* returned one kick for eight yards at NYG (10/23); *Demetrian Veal* returned one kick for six yards at K.C. (12/4); *John Engelberger* returned one kick for five yards at Buf. (12/17) and recorded a fair catch vs. N.E. (10/16); *Dwayne Carswell* returned one kick for zero yards vs. Was. (10/9).

2005 INDIVIDUAL GAME-BY-GAME STATISTICS — PUNT RETURNS

| Game | WILLIAMS, DA. | | | | | ADAMS | | | | |
|-----------------------|---------------|------------|------------|-----------|----------|-----------|------------|-------------|-----------|----------|
| | No. | Yds. | Avg. | LG | TD | No. | Yds. | Avg. | LG | TD |
| at Mia. (9/11) | 1 | 13 | 13.0 | 13 | 0 | 0 | 0 | 0.0 | — | 0 |
| vs. S.D. (9/18) | 4 | 66 | 16.5 | 37 | 0 | 0 | 0 | 0.0 | — | 0 |
| vs. K.C. (9/26) | 1 | 1 | 1.0 | 1 | 0 | 1 | 0 | 0.0 | — | 0 |
| at Jac. (10/2) | INACTIVE | | | | | 2 | 31 | 15.5 | 18 | 0 |
| vs. Was. (10/9) | 0 | 0 | 0.0 | — | 0 | 0 | 0 | 0.0 | — | 0 |
| vs. N.E. (10/16) | 2 | 2 | 1.0 | 2 | 0 | 1 | 6 | 6.0 | 6 | 0 |
| at NYG (10/23) | 2 | 2 | 1.0 | 2 | 0 | 1 | 16 | 16.0 | 16 | 0 |
| vs. Phi. (10/30) | 3 | -1 | -0.3 | 1 | 0 | 3 | 5 | 1.7 | 7 | 0 |
| at Oak. (11/13) | 1 | 52 | 52.0 | 52 | 0 | 0 | 0 | 0.0 | — | 0 |
| vs. NYJ (11/20) | 1 | 4 | 4.0 | 4 | 0 | 0 | 0 | 0.0 | — | 0 |
| at Dal. (11/24) | 1 | 8 | 8.0 | 8 | 0 | 0 | 0 | 0.0 | — | 0 |
| at K.C. (12/4) | 1 | 1 | 1.0 | 1 | 0 | 0 | 0 | 0.0 | — | 0 |
| vs. Bal. (12/11) | 0 | 0 | 0.0 | — | 0 | 1 | 14 | 14.0 | 14 | 0 |
| at Buf. (12/17) | INACTIVE | | | | | 2 | 3 | 1.5 | 4 | 0 |
| vs. Oak. (12/24) | INACTIVE | | | | | 2 | 41 | 20.5 | 32 | 0 |
| at S.D. (12/31) | INACTIVE | | | | | 3 | 17 | 5.7 | 9 | 0 |
| TOTAL | 17 | 148 | 8.7 | 52 | 0 | 16 | 133 | 8.3 | 32 | 0 |
| vs. N.E. (1/14 Div.) | 0 | 0 | 0.0 | — | 0 | 1 | 10 | 10.0 | 10 | 0 |
| vs. Pit. (1/22 Conf.) | 0 | 0 | 0.0 | — | 0 | 0 | 0 | 0.0 | — | 0 |
| TOTAL | 0 | 0 | 0.0 | — | 0 | 1 | 10 | 10.0 | 10 | 0 |

2005 PUNTING

| Game | SAUERBRUN | | | | | | | |
|-----------------------|-----------|-------------|-------------|-------------|----------|-----------|-----------|----------|
| | No. | Yds. | Avg. | Net | TB | In20 | LG | BK |
| at Mia. (9/11) | 7 | 318 | 45.4 | 30.6 | 2 | 0 | 56 | 0 |
| vs. S.D. (9/18) | 3 | 132 | 44.0 | 44.0 | 0 | 3 | 52 | 0 |
| vs. K.C. (9/26) | 1 | 55 | 55.0 | 45.0 | 0 | 0 | 55 | 0 |
| at Jac. (10/2) | 4 | 194 | 48.5 | 42.5 | 0 | 2 | 56 | 0 |
| vs. Was. (10/9) | 7 | 331 | 47.3 | 38.4 | 0 | 2 | 65 | 1 |
| vs. N.E. (10/16) | 7 | 366 | 52.3 | 46.9 | 0 | 2 | 66 | 0 |
| at NYG (10/23) | 3 | 103 | 34.3 | 34.0 | 0 | 3 | 39 | 0 |
| vs. Phi. (10/30) | 7 | 275 | 39.3 | 32.1 | 2 | 2 | 47 | 0 |
| at Oak. (11/13) | 4 | 177 | 44.3 | 37.0 | 1 | 1 | 52 | 0 |
| vs. NYJ (11/20) | 2 | 93 | 46.5 | 40.0 | 0 | 0 | 49 | 0 |
| at Dal. (11/24) | 7 | 311 | 44.4 | 43.0 | 0 | 2 | 54 | 0 |
| at K.C. (12/4) | 2 | 98 | 49.0 | 44.0 | 0 | 0 | 57 | 0 |
| vs. Bal. (12/11) | 5 | 178 | 35.6 | 31.6 | 1 | 2 | 55 | 0 |
| at Buf. (12/17) | 4 | 122 | 30.5 | 30.5 | 0 | 2 | 38 | 0 |
| vs. Oak. (12/24) | 2 | 85 | 42.5 | 36.5 | 0 | 1 | 55 | 0 |
| at S.D. (12/31) | 7 | 319 | 45.6 | 39.6 | 0 | 2 | 48 | 0 |
| TOTAL | 72 | 3157 | 43.8 | 38.0 | 6 | 24 | 66 | 1 |
| vs. N.E. (1/14 Div.) | 6 | 274 | 45.7 | 39.5 | 0 | 3 | 58 | 0 |
| vs. Pit. (1/22 Conf.) | 2 | 87 | 43.5 | 37.0 | 0 | 1 | 51 | 0 |
| TOTAL | 8 | 361 | 45.1 | 38.9 | 0 | 4 | 58 | 0 |

2005 FIELD GOALS

| | ELAM | | | | | | | |
|-----------------------|------|-------|-------|-------|-------|-----|-------|-------|
| Game | 1-19 | 20-29 | 30-39 | 40-49 | 50-59 | 60+ | Total | Pct. |
| at Mia. (9/11) | 0-0 | 1-1 | 0-0 | 0-0 | 0-0 | 0-0 | 1-1 | 1.000 |
| vs. S.D. (9/18) | 0-0 | 0-0 | 0-0 | 2-2 | 0-2 | 0-0 | 2-4 | .500 |
| vs. K.C. (9/26) | 0-0 | 1-1 | 1-1 | 0-1 | 1-1 | 0-0 | 3-4 | .750 |
| at Jac. (10/2) | 0-0 | 0-0 | 1-1 | 1-3 | 0-0 | 0-0 | 2-4 | .500 |
| vs. Was. (10/9) | 0-0 | 0-0 | 0-0 | 0-0 | 0-0 | 0-0 | 0-0 | .000 |
| vs. N.E. (10/16) | 0-0 | 0-0 | 0-0 | 0-0 | 0-0 | 0-0 | 0-0 | .000 |
| at NYG (10/23) | 0-0 | 1-1 | 0-0 | 2-3 | 0-0 | 0-0 | 3-4 | .750 |
| vs. Phi. (10/30) | 0-0 | 0-0 | 0-0 | 0-0 | 0-0 | 0-0 | 0-0 | .000 |
| at Oak. (11/13) | 0-0 | 2-2 | 1-1 | 0-0 | 0-0 | 0-0 | 3-3 | 1.000 |
| vs. NYJ (11/20) | 0-0 | 1-1 | 0-0 | 1-1 | 0-0 | 0-0 | 2-2 | 1.000 |
| at Dal. (11/24) | 0-0 | 1-1 | 0-0 | 0-0 | 0-0 | 0-0 | 1-1 | 1.000 |
| at K.C. (12/4) | 0-0 | 1-1 | 0-0 | 1-1 | 0-0 | 0-0 | 2-2 | 1.000 |
| vs. Bal. (12/11) | 0-0 | 0-0 | 0-0 | 2-2 | 0-0 | 0-0 | 2-2 | 1.000 |
| at Buf. (12/17) | 0-0 | 0-0 | 0-0 | 0-0 | 0-0 | 0-0 | 0-0 | .000 |
| vs. Oak. (12/24) | 0-0 | 1-1 | 2-2 | 0-0 | 0-1 | 0-0 | 3-4 | .750 |
| at S.D. (12/31) | 0-0 | 0-1 | 0-0 | 0-0 | 0-0 | 0-0 | 0-1 | .000 |
| TOTAL | 0-0 | 9-10 | 5-5 | 9-13 | 1-4 | 0-0 | 24-32 | .750 |
| vs. N.E. (1/14 Div.) | 0-0 | 0-0 | 1-1 | 0-0 | 1-1 | 0-0 | 2-2 | 1.000 |
| vs. Pit. (1/22 Conf.) | 0-0 | 1-1 | 0-0 | 0-0 | 0-0 | 0-0 | 1-1 | 1.000 |
| TOTAL | 0-0 | 1-1 | 1-1 | 0-0 | 1-1 | 0-0 | 3-3 | 1.000 |

2005 INDIVIDUAL GAME-BY-GAME STATISTICS — DEFENSE

| GOLD | | | | | |
|-----------------------|------------|-----------|-----------|-------------|------------|
| Game | TT | UT | A | S-Yds | I-Yds |
| at Mia. (9/11) | 7 | 6 | 1 | 0-0 | 0-0 |
| vs. S.D. (9/18) | 4 | 4 | 0 | 1-7 | 0-0 |
| vs. K.C. (9/26) | 8 | 6 | 2 | 0-0 | 0-0 |
| at Jac. (10/2) | 6 | 4 | 2 | 0-0 | 0-0 |
| vs. Was. (10/9) | 5 | 3 | 2 | 0-0 | 0-0 |
| vs. N.E. (10/16) | 6 | 4 | 2 | 0-0 | 0-0 |
| at NYG (10/23) | 10 | 8 | 2 | 0-0 | 0-0 |
| vs. Phi. (10/30) | 7 | 6 | 1 | 0-0 | 0-0 |
| at Oak. (11/13) | 5 | 2 | 3 | 0-0 | 0-0 |
| vs. NYJ (11/20) | 6 | 4 | 2 | 1-8 | 0-0 |
| at Dal. (11/24) | 10 | 7 | 3 | 0-0 | 0-0 |
| at K.C. (12/4) | 10 | 9 | 1 | 0-0 | 0-0 |
| vs. Bal. (12/11) | 10 | 8 | 2 | 0-0 | 0-0 |
| at Buf. (12/17) | 3 | 2 | 1 | 0-0 | 0-0 |
| vs. Oak. (12/24) | 6 | 5 | 1 | 0-0 | 0-0 |
| at S.D. (12/31) | 3 | 3 | 0 | 1-2 | 0-0 |
| TOTAL | 106 | 81 | 25 | 3-17 | 0-0 |
| vs. N.E. (1/14 Div.) | 7 | 6 | 1 | 0-0 | 0-0 |
| vs. Pit. (1/22 Conf.) | 4 | 2 | 2 | 0-0 | 0-0 |
| TOTAL | 11 | 8 | 3 | 0-0 | 0-0 |

| LYNCH | | | | | |
|-----------------------|-----------|-----------|-----------|-------------|------------|
| Game | TT | UT | A | S-Yds | I-Yds |
| at Mia. (9/11) | 6 | 2 | 4 | 0-0 | 0-0 |
| vs. S.D. (9/18) | 7 | 6 | 1 | 1-12 | 0-0 |
| vs. K.C. (9/26) | 4 | 3 | 1 | 0-0 | 0-0 |
| at Jac. (10/2) | 2 | 2 | 0 | 0-0 | 0-0 |
| vs. Was. (10/9) | 8 | 6 | 2 | 0-0 | 0-0 |
| vs. N.E. (10/16) | 3 | 0 | 3 | 0-0 | 0-0 |
| at NYG (10/23) | 5 | 2 | 3 | 0-0 | 0-0 |
| vs. Phi. (10/30) | 3 | 2 | 1 | 0-0 | 1-1 |
| at Oak. (11/13) | 3 | 3 | 0 | 0-0 | 0-0 |
| vs. NYJ (11/20) | 2 | 2 | 0 | 0-0 | 1-1 |
| at Dal. (11/24) | 4 | 3 | 1 | 0-0 | 0-0 |
| at K.C. (12/4) | 4 | 4 | 0 | 0-0 | 0-0 |
| vs. Bal. (12/11) | 3 | 2 | 1 | 0-0 | 0-0 |
| at Buf. (12/17) | 1 | 1 | 0 | 0-0 | 0-0 |
| vs. Oak. (12/24) | 7 | 4 | 3 | 1-17 | 0-0 |
| at S.D. (12/31) | 7 | 5 | 2 | 2-12 | 0-0 |
| TOTAL | 69 | 47 | 22 | 4-41 | 2-2 |
| vs. N.E. (1/14 Div.) | 5 | 4 | 1 | 0-0 | 1-5 |
| vs. Pit. (1/22 Conf.) | 4 | 3 | 1 | 0-0 | 0-0 |
| TOTAL | 9 | 7 | 2 | 0-0 | 1-5 |

| MYERS | | | | | |
|-----------------------|-----------|-----------|-----------|-------------|------------|
| Game | TT | UT | A | S-Yds | I-Yds |
| at Mia. (9/11) | 4 | 2 | 2 | 0-0 | 0-0 |
| vs. S.D. (9/18) | 1 | 0 | 1 | 0-0 | 0-0 |
| vs. K.C. (9/26) | 6 | 3 | 3 | 0-0 | 0-0 |
| at Jac. (10/2) | 2 | 1 | 1 | 0-0 | 0-0 |
| vs. Was. (10/9) | 1 | 1 | 0 | 0-0 | 0-0 |
| vs. N.E. (10/16) | 4 | 3 | 1 | 0-0 | 0-0 |
| at NYG (10/23) | 1 | 0 | 1 | 0-0 | 0-0 |
| vs. Phi. (10/30) | 2 | 1 | 1 | 0-0 | 0-0 |
| at Oak. (11/13) | 5 | 2 | 3 | 1-10 | 0-0 |
| vs. NYJ (11/20) | 3 | 2 | 1 | 0-0 | 0-0 |
| at Dal. (11/24) | 5 | 2 | 3 | 0-0 | 0-0 |
| at K.C. (12/4) | 4 | 3 | 1 | 0-0 | 0-0 |
| vs. Bal. (12/11) | 5 | 3 | 2 | 0-0 | 0-0 |
| at Buf. (12/17) | 3 | 2 | 1 | 0-0 | 0-0 |
| vs. Oak. (12/24) | 1 | 1 | 0 | 0-0 | 0-0 |
| at S.D. (12/31) | 3 | 2 | 1 | 0-0 | 0-0 |
| TOTAL | 50 | 28 | 22 | 1-10 | 0-0 |
| vs. N.E. (1/14 Div.) | 0 | 0 | 0 | 0-0 | 0-0 |
| vs. Pit. (1/22 Conf.) | 8 | 7 | 1 | 1-0 | 0-0 |
| TOTAL | 8 | 7 | 1 | 1-0 | 0-0 |

| WILSON | | | | | |
|-----------------------|-----------|-----------|-----------|-------------|------------|
| Game | TT | UT | A | S-Yds | I-Yds |
| at Mia. (9/11) | 5 | 5 | 0 | 0-0 | 0-0 |
| vs. S.D. (9/18) | 10 | 9 | 1 | 0-0 | 0-0 |
| vs. K.C. (9/26) | 6 | 6 | 0 | 0-0 | 0-0 |
| at Jac. (10/2) | 6 | 4 | 2 | 1-2 | 0-0 |
| vs. Was. (10/9) | 7 | 6 | 1 | 0-0 | 0-0 |
| vs. N.E. (10/16) | 7 | 5 | 2 | 0-0 | 0-0 |
| at NYG (10/23) | 7 | 6 | 1 | 0-0 | 0-0 |
| vs. Phi. (10/30) | 5 | 4 | 1 | 0-0 | 0-0 |
| at Oak. (11/13) | 7 | 4 | 3 | 0-0 | 0-0 |
| vs. NYJ (11/20) | 5 | 3 | 2 | 1-5 | 0-0 |
| at Dal. (11/24) | 3 | 2 | 1 | 0-0 | 0-0 |
| at K.C. (12/4) | 4 | 4 | 0 | 0-0 | 0-0 |
| vs. Bal. (12/11) | 7 | 5 | 2 | 0-0 | 0-0 |
| at Buf. (12/17) | 6 | 5 | 1 | 1-5 | 0-0 |
| vs. Oak. (12/24) | 5 | 4 | 1 | 0-0 | 0-0 |
| at S.D. (12/31) | INACTIVE | | | | |
| TOTAL | 90 | 72 | 18 | 3-12 | 0-0 |
| vs. N.E. (1/14 Div.) | 9 | 6 | 3 | 0-0 | 0-0 |
| vs. Pit. (1/22 Conf.) | 6 | 5 | 1 | 0-0 | 0-0 |
| TOTAL | 15 | 11 | 4 | 0-0 | 0-0 |

| WILLIAMS, D.J. | | | | | |
|-----------------------|-----------|-----------|-----------|---------------|------------|
| Game | TT | UT | A | S-Yds | I-Yds |
| at Mia. (9/11) | 5 | 4 | 1 | 0-0 | 0-0 |
| vs. S.D. (9/18) | 5 | 4 | 1 | 0-0 | 0-0 |
| vs. K.C. (9/26) | 0 | 0 | 0 | 0-0 | 0-0 |
| at Jac. (10/2) | 3 | 1 | 2 | 0-0 | 0-0 |
| vs. Was. (10/9) | 4 | 2 | 2 | 0-0 | 0-0 |
| vs. N.E. (10/16) | 4 | 3 | 1 | 0-0 | 0-0 |
| at NYG (10/23) | 6 | 4 | 2 | 0-0 | 0-0 |
| vs. Phi. (10/30) | 5 | 4 | 1 | 0-0 | 0-0 |
| at Oak. (11/13) | 6 | 4 | 2 | 0-0 | 0-0 |
| vs. NYJ (11/20) | 3 | 1 | 2 | 0-0 | 0-0 |
| at Dal. (11/24) | 10 | 7 | 3 | 0-0 | 0-0 |
| at K.C. (12/4) | 4 | 4 | 0 | 0-0 | 0-0 |
| vs. Bal. (12/11) | 3 | 0 | 3 | 0-0 | 0-0 |
| at Buf. (12/17) | 4 | 3 | 1 | 0-0 | 0-0 |
| vs. Oak. (12/24) | 2 | 0 | 2 | 0-0 | 0-0 |
| at S.D. (12/31) | 4 | 3 | 1 | 0-0 | 0-0 |
| TOTAL | 68 | 44 | 24 | 0-0 | 0-0 |
| vs. N.E. (1/14 Div.) | 7 | 5 | 2 | 0-0 | 0-0 |
| vs. Pit. (1/22 Conf.) | 10 | 5 | 5 | -5-3.5 | 0-0 |
| TOTAL | 17 | 10 | 7 | -5-3.5 | 0-0 |

| WARREN | | | | | |
|-----------------------|-----------|-----------|-----------|-------------|------------|
| Game | TT | UT | A | S-Yds | I-Yds |
| at Mia. (9/11) | 5 | 2 | 3 | 0-0 | 0-0 |
| vs. S.D. (9/18) | 3 | 2 | 1 | 0-0 | 0-0 |
| vs. K.C. (9/26) | 4 | 2 | 2 | 1-6 | 0-0 |
| at Jac. (10/2) | 3 | 2 | 1 | 1-9 | 0-0 |
| vs. Was. (10/9) | 5 | 2 | 3 | 0-0 | 0-0 |
| vs. N.E. (10/16) | 3 | 2 | 1 | 0-0 | 0-0 |
| at NYG (10/23) | 0 | 0 | 0 | 0-0 | 0-0 |
| vs. Phi. (10/30) | 3 | 1 | 2 | 0-0 | 0-0 |
| at Oak. (11/13) | 1 | 1 | 0 | 0-0 | 0-0 |
| vs. NYJ (11/20) | 2 | 0 | 2 | 0-0 | 0-0 |
| at Dal. (11/24) | 4 | 2 | 2 | 0-0 | 0-0 |
| at K.C. (12/4) | 2 | 1 | 1 | 0-0 | 0-0 |
| vs. Bal. (12/11) | 3 | 2 | 1 | 0-0 | 0-0 |
| at Buf. (12/17) | 0 | 0 | 0 | 0-0 | 0-0 |
| vs. Oak. (12/24) | 2 | 1 | 1 | 0-0 | 0-0 |
| at S.D. (12/31) | 2 | 2 | 0 | 1-10 | 0-0 |
| TOTAL | 42 | 22 | 20 | 3-25 | 0-0 |
| vs. N.E. (1/14 Div.) | 1 | 0 | 1 | 0-0 | 0-0 |
| vs. Pit. (1/22 Conf.) | 5 | 2 | 3 | 0-0 | 0-0 |
| TOTAL | 6 | 2 | 4 | 0-0 | 0-0 |

| FERGUSON | | | | | |
|-----------------------|-----------|-----------|-----------|------------|-------------|
| Game | TT | UT | A | S-Yds | I-Yds |
| at Mia. (9/11) | 12 | 10 | 2 | 0-0 | 0-0 |
| vs. S.D. (9/18) | 7 | 5 | 2 | 0-0 | 0-0 |
| vs. K.C. (9/26) | 4 | 4 | 0 | 0-0 | 0-0 |
| at Jac. (10/2) | 2 | 2 | 0 | 0-0 | 1-30 |
| vs. Was. (10/9) | 7 | 5 | 2 | 0-0 | 0-0 |
| vs. N.E. (10/16) | 0 | 0 | 0 | 0-0 | 0-0 |
| at NYG (10/23) | 7 | 7 | 0 | 0-0 | 0-0 |
| vs. Phi. (10/30) | 3 | 3 | 0 | 0-0 | 0-0 |
| at Oak. (11/13) | 3 | 2 | 1 | 0-0 | 1-28 |
| vs. NYJ (11/20) | 2 | 2 | 0 | 0-0 | 0-0 |
| at Dal. (11/24) | 6 | 4 | 2 | 0-0 | 1-1 |
| at K.C. (12/4) | 9 | 6 | 3 | 0-0 | 0-0 |
| vs. Bal. (12/11) | 5 | 4 | 1 | 0-0 | 1-0 |
| at Buf. (12/17) | 7 | 4 | 3 | 0-0 | 0-0 |
| vs. Oak. (12/24) | 3 | 1 | 2 | 0-0 | 1-0 |
| at S.D. (12/31) | 4 | 3 | 1 | 0-0 | 0-0 |
| TOTAL | 81 | 62 | 19 | 0-0 | 5-59 |
| vs. N.E. (1/14 Div.) | 5 | 4 | 1 | 0-0 | 0-0 |
| vs. Pit. (1/22 Conf.) | 9 | 5 | 4 | 0-0 | 0-0 |
| TOTAL | 14 | 9 | 5 | 0-0 | 0-0 |

| FOXWORTH | | | | | |
|-----------------------|-----------|-----------|----------|------------|-------------|
| Game | TT | UT | A | S-Yds | I-Yds |
| at Mia. (9/11) | 1 | 1 | 0 | 0-0 | 0-0 |
| vs. S.D. (9/18) | 0 | 0 | 0 | 0-0 | 0-0 |
| vs. K.C. (9/26) | 2 | 2 | 0 | 0-0 | 0-0 |
| at Jac. (10/2) | 7 | 7 | 0 | 0-0 | 1-23 |
| vs. Was. (10/9) | 7 | 5 | 2 | 0-0 | 0-0 |
| vs. N.E. (10/16) | 10 | 9 | 1 | 0-0 | 0-0 |
| at NYG (10/23) | 5 | 4 | 1 | 0-0 | 0-0 |
| vs. Phi. (10/30) | 2 | 2 | 0 | 0-0 | 1-0 |
| at Oak. (11/13) | 7 | 6 | 1 | 0-0 | 0-0 |
| vs. NYJ (11/20) | 4 | 3 | 1 | 0-0 | 0-0 |
| at Dal. (11/24) | 5 | 5 | 0 | 0-0 | 0-0 |
| at K.C. (12/4) | 3 | 3 | 0 | 0-0 | 0-0 |
| vs. Bal. (12/11) | 6 | 5 | 1 | 0-0 | 0-0 |
| at Buf. (12/17) | 1 | 1 | 0 | 0-0 | 0-0 |
| vs. Oak. (12/24) | 2 | 2 | 0 | 0-0 | 0-0 |
| at S.D. (12/31) | 4 | 4 | 0 | 0-0 | 0-0 |
| TOTAL | 66 | 59 | 7 | 0-0 | 2-23 |
| vs. N.E. (1/14 Div.) | 9 | 5 | 4 | 0-0 | 0-0 |
| vs. Pit. (1/22 Conf.) | 11 | 8 | 3 | 0-0 | 0-0 |
| TOTAL | 20 | 13 | 7 | 0-0 | 0-0 |

| EKUBAN | | | | | |
|-----------------------|-----------|-----------|-----------|-------------|------------|
| Game | TT | UT | A | S-Yds | I-Yds |
| at Mia. (9/11) | 1 | 1 | 0 | 0-0 | 0-0 |
| vs. S.D. (9/18) | 2 | 1 | 1 | 0-0 | 0-0 |
| vs. K.C. (9/26) | 5 | 3 | 2 | 1-4 | 0-0 |
| at Jac. (10/2) | 1 | 0 | 1 | 0-0 | 0-0 |
| vs. Was. (10/9) | 2 | 2 | 0 | 0-0 | 0-0 |
| vs. N.E. (10/16) | 1 | 1 | 0 | 0-0 | 0-0 |
| at NYG (10/23) | 1 | 1 | 0 | 0-0 | 0-0 |
| vs. Phi. (10/30) | 3 | 3 | 0 | 1-8 | 0-0 |
| at Oak. (11/13) | 1 | 1 | 0 | 0-0 | 0-0 |
| vs. NYJ (11/20) | 8 | 6 | 2 | 0-0 | 0-0 |
| at Dal. (11/24) | 2 | 1 | 1 | 0-0 | 0-0 |
| at K.C. (12/4) | 4 | 3 | 1 | 1-0 | 0-0 |
| vs. Bal. (12/11) | 5 | 2 | 3 | 0-0 | 0-0 |
| at Buf. (12/17) | 2 | 0 | 2 | 0-0 | 0-0 |
| vs. Oak. (12/24) | 2 | 2 | 0 | 1-9 | 0-0 |
| at S.D. (12/31) | 4 | 1 | 3 | 0-0 | 0-0 |
| TOTAL | 41 | 28 | 13 | 4-21 | 0-0 |
| vs. N.E. (1/14 Div.) | 0 | 0 | 0 | 0-0 | 0-0 |
| vs. Pit. (1/22 Conf.) | 4 | 2 | 2 | 0-0 | 0-0 |
| TOTAL | 4 | 2 | 2 | 0-0 | 0-0 |

| BAILEY | | | | | |
|----------|----|----|-------|-------|--|
| TT | UT | A | S-Yds | I-Yds | |
| 7 | 7 | 0 | 0-0 | 1-11 | |
| 4 | 3 | 1 | 0-0 | 1-25t | |
| 3 | 2 | 1 | 0-0 | 0-0 | |
| INACTIVE | | | | | |
| INACTIVE | | | | | |
| 2 | 1 | 1 | 0-0 | 0-0 | |
| 4 | 3 | 1 | 0-0 | 1-0 | |
| 2 | 2 | 0 | 0-0 | 0-0 | |
| 10 | 8 | 2 | 0-0 | 1-18 | |
| 4 | 3 | 1 | 0-0 | 1-0 | |
| 7 | 7 | 0 | 0-0 | 1-65t | |
| 2 | 1 | 1 | 0-0 | 1-10 | |
| 9 | 7 | 2 | 0-0 | 1-10 | |
| 5 | 5 | 0 | 0-0 | 0-0 | |
| 4 | 4 | 0 | 0-0 | 0-0 | |
| 9 | 9 | 0 | 0-0 | 0-0 | |
| 72 | 62 | 10 | 0-0 | 8-139 | |
| 2 | 2 | 0 | 0-0 | 1-100 | |
| 3 | 1 | 2 | 0-0 | 1-00 | |
| 5 | 3 | 2 | 0-0 | 1-00 | |

2005 INDIVIDUAL GAME-BY-GAME STATISTICS — LEADERS

| SCORING | | | RUSHES | | RUSH YDS. | | RECEPTIONS | | REC. YDS. | |
|-----------------------|--------------|-----------|-----------------|-----------|-----------------|----------|--------------------|-----------|----------------------|----------|
| Game | Leader | No. | Leader | No. | Leader | No. | Leader | No. | Leader | No. |
| at Mia. (9/11) | Johnson | 6 | Bell | 13 | Bell | 47 | Putzier, Smith | 7 | Smith | 90 |
| vs. S.D. (9/18) | Elam | 8 | Anderson | 15 | Anderson | 49 | Smith | 8 | Smith | 83 |
| vs. K.C. (9/26) | Elam | 12 | Anderson | 20 | Anderson | 98 | Smith | 7 | Smith | 80 |
| at Jac. (10/2) | Carswell | 12 | Anderson | 23 | Anderson | 115 | Smith | 4 | Smith | 33 |
| vs. Was. (10/9) | Bell | 12 | Bell | 12 | Bell | 127 | Three Players | 2 | Putzier | 31 |
| vs. N.E. (10/16) | Four Players | 6 | Anderson | 15 | Bell | 114 | Smith | 6 | Smith | 123 |
| at NYG (10/23) | Elam | 11 | Anderson | 24 | Anderson | 120 | Lellie | 5 | Lellie | 64 |
| vs. Phi. (10/30) | Bell | 12 | Anderson | 21 | Anderson | 126 | Devoe, Smith | 5 | Lellie | 81 |
| at Oak. (11/13) | Elam | 11 | Anderson | 17 | Anderson | 65 | Smith | 5 | Lellie | 76 |
| vs. NYJ (11/20) | Elam | 18 | Anderson | 26 | Anderson | 113 | Smith | 5 | Lellie | 81 |
| at Dal. (11/24) | Elam | 4 | Anderson | 11 | Dayne | 98 | Smith | 5 | Putzier | 69 |
| at K.C. (12/4) | Elam | 12 | Anderson | 13 | Bell | 46 | Smith | 6 | Smith | 79 |
| vs. Bal. (12/11) | Elam | 6 | Bell | 16 | Bell | 63 | Smith | 5 | Smith | 64 |
| at Buf. (12/17) | Elam | 12 | Anderson | 21 | Anderson | 97 | Smith | 11 | Smith | 137 |
| vs. Oak. (12/24) | Elam | 10 | Bell | 17 | Bell | 71 | Lellie | 6 | Lellie | 110 |
| at S.D. (12/31) | Elam | 18 | Bell | 17 | Dayne | 64 | Three Players | 2 | Johnson | 27 |
| TIMES LED | Elam | 11 | Anderson | 11 | Anderson | 8 | Smith | 13 | Smith | 8 |
| vs. N.E. (1/14 Div.) | Elam | 12 | Anderson | 19 | Anderson | 69 | Smith | 6 | Smith | 96 |
| vs. Pit. (1/22 Conf.) | Elam | 6 | Anderson | 9 | Anderson | 36 | Bell | 5 | Lellie | 68 |
| TIMES LED | Elam | 2 | Anderson | 2 | Anderson | 2 | Bell, Smith | 1 | Lellie, Smith | 1 |

| TACKLES | | | SACKS | | INTS | | PASS DEF. | | ST. TACKLES | |
|-----------------------|----------------------|----------|------------------------------|----------|-----------------------|----------|-----------------------|-----------|----------------------|----------|
| Game | Leader | No. | Leader | No. | Leader | No. | Leader | No. | Leader | No. |
| at Mia. (9/11) | Ferguson | 12 | None | | Bailey | 1 | Bailey | 2 | Williams, D.J. | 2 |
| vs. S.D. (9/18) | Wilson | 10 | Four Players | 1.0 | Bailey | 1 | Bailey, Williams, Da. | 1 | Four Players | 1 |
| vs. K.C. (9/26) | Williams, Da. | 11 | Ekuban,Warren | 1.0 | None | 0 | Three Players | 2 | Burns | 2 |
| at Jac. (10/2) | Foxworth | 7 | Warren, Wilson | 1.0 | Ferguson, Foxworth | 1 | Five Players | 1 | Six Players | 1 |
| vs. Was. (10/9) | Lynch | 8 | None | 0.0 | None | 0 | Foxworth | 2 | Burns | 2 |
| vs. N.E. (10/16) | Foxworth | 10 | None | 0.0 | None | 0 | Williams | 4 | Burns, Cox | 2 |
| at NYG (10/23) | Gold | 10 | None | 0.0 | Bailey | 1 | Bailey | 5 | Paymah | 3 |
| vs. Phi. (10/30) | Gold | 7 | Pryce, Williams, Da. | 1.0 | Lynch, Foxworth | 1 | Foxworth | 4 | Green | 2 |
| at Oak. (11/13) | Bailey | 10 | Three Players | 1.0 | Three Players | 1 | Three Players | 2 | Burns | 4 |
| vs. NYJ (11/20) | Gold, Williams, Da. | 6 | Three Players | 1.0 | Bailey, Lynch | 1 | Bailey, Lynch | 2 | Green, Sapp | 2 |
| at Dal. (11/24) | Gold, Williams, D.J. | 10 | Pryce | 1.0 | Bailey, Ferguson | 1 | Bailey | 3 | Eight Players | 1 |
| at K.C. (12/4) | Gold | 10 | None | 0.0 | Bailey, Williams, Da. | 1 | Bailey, Ferguson | 2 | Brandon, Cox | 2 |
| vs. Bal. (12/11) | Gold | 10 | Ekuban | 1.0 | Bailey, Ferguson | 1 | Bailey | 3 | Three Players | 1 |
| at Buf. (12/17) | Ferguson | 7 | Wilson | 1.0 | None | 0 | Wilson | 3 | Devoe | 2 |
| vs. Oak. (12/24) | Lynch | 7 | Lynch | 1.0 | Ferguson | 1 | Foxworth | 4 | Chukwurah | 2 |
| at S.D. (12/31) | Bailey | 9 | Lynch | 2.0 | Cox | 1 | Bailey, Cox | 2 | Alexander, R. | 2 |
| TIMES LED | Gold | 6 | Six Players | 3 | Bailey | 8 | Bailey | 10 | Burns | 7 |
| vs. N.E. (1/14 Div.) | Foxworth, Wilson | 9 | None | | Bailey, Lynch | 1 | Bailey | 3 | Brandon, Sapp | 2 |
| vs. Pit. (1/22 Conf.) | Foxworth | 11 | Myers, Williams, D.J. | 1.0 | None | 0 | Four Players | 1 | Burns | 2 |
| TIMES LED | Foxworth | 2 | Myers, Williams, D.J. | 1 | Bailey, Lynch | 1 | Bailey | 2 | Three Players | 1 |

| PUNT RET. | | | PR YARDS | | KO RET. | | KO YARDS | |
|-----------------------|-----------------------|-----------|----------------------|----------|----------------------|----------|-----------------------------|----------|
| Game | Leader | No. | Leader | No. | Leader | No. | Leader | No. |
| at Mia. (9/11) | Williams, Da. | 1 | Williams, Da. | 13 | Williams, Da. | 3 | Williams, Da. | 79 |
| vs. S.D. (9/18) | Williams, Da. | 4 | Williams, Da. | 66 | Williams, Da. | 3 | Williams, Da. | 64 |
| vs. K.C. (9/26) | Williams, Da., Adams1 | | Williams, Da. | 1 | Williams, Da. | 1 | Williams, Da. | 32 |
| at Jac. (10/2) | Adams | 2 | Adams | 31 | Adams | 1 | Adams | 22 |
| vs. Was. (10/9) | None | 0 | None | 0 | Adams | 2 | Adams | 56 |
| vs. N.E. (10/16) | Williams, Da. | 2 | Adams | 6 | Williams, Da. | 1 | Williams, Da. | 30 |
| at NYG (10/23) | Williams, Da. | 2 | Adams | 16 | Williams, Da. | 2 | Williams, Da. | 49 |
| vs. Phi. (10/30) | Williams, Da., Adams3 | | Adams | 5 | Three Players | 1 | Will., Da., Alex., R. | 26 |
| at Oak. (11/13) | Williams, Da. | 1 | Williams, Da. | 52 | Alexander, R. | 2 | Alexander, R. | 49 |
| vs. NYJ (11/20) | Williams, Da. | 1 | Williams, Da. | 4 | Alexander, R. | 1 | Alexander, R. | 23 |
| at Dal. (11/24) | Williams, Da. | 1 | Williams, Da. | 8 | Two Players | 1 | Alexander, R. | 73 |
| at K.C. (12/4) | Williams, Da. | 1 | Williams, Da. | 1 | Williams, Da. | 4 | Williams, Da. | 87 |
| vs. Bal. (12/11) | Adams | 1 | Adams | 14 | Three Players | 1 | Adams | 25 |
| at Buf. (12/17) | Adams | 2 | Adams | 3 | Three Players | 1 | Alexander, R. | 21 |
| vs. Oak. (12/24) | Adams | 2 | Adams | 41 | Adams, Alexander, R. | 1 | Alexander, R. | 31 |
| at S.D. (12/31) | Adams | 3 | Adams | 17 | Alexander, R. | 2 | Alexander, R. | 38 |
| TIMES LED | Williams, Da. | 10 | Williams, Da. | 7 | Williams, Da. | 9 | Will, Da., Alex., R. | 7 |
| vs. N.E. (1/14 Div.) | Adams | 1 | Adams | 10 | Adams | 3 | Adams | 54 |
| vs. Pit. (1/22 Conf.) | None | | None | | Adams | 4 | Adams | 110 |
| TIMES LED | Adams | 1 | Adams | 1 | Adams | 2 | Adams | 2 |

THE LAST TIME IT HAPPENED...

(Reflects the last time each individual statistic occurred)
(2005 performances boldfaced; Super Bowl performances in *Italics*)

| | |
|---|---|
| 100 YARDS RUSHING: | |
| Broncos: | Mike Anderson, 26-113, 3 TD, vs. New York Jets, 11/20/05 |
| Playoffs: | <i>Terrell Davis, 25-102, vs. Atlanta, 1/31/99</i> |
| Opponents: | Larry Johnson, 30-140, 2 TD, at Kansas City, 12/4/05 |
| Playoffs: | Jamal Lewis, 30-110, 2 TD, at Baltimore, 12/31/00 |
| 200 YARDS RUSHING: | |
| Broncos: | Clinton Portis, 22-218, 5 TD, vs. Kansas City, 12/7/03 |
| Playoffs: | Has never happened |
| Opponents: | Ahman Green, 20-218, 2 TD, at Green Bay, 12/28/03 |
| Playoffs: | <i>Tim Smith, 23-204, 2TD, vs. Washington, 1/31/88</i> |
| TWO 100-YARD RUSHERS: | |
| Broncos: | Mike Anderson (126) and Tatum Bell (107), vs. Philadelphia, 10/30/05 |
| Playoffs: | Terrell Davis (184) and Derek Loville (103), vs. Jacksonville, 12/27/97 |
| Opponents: | Curt Warner (126) and John L. Williams (109), at Seattle, 12/11/88 |
| Playoffs: | Has never happened |
| 100-YARD RUSHER AND 100-YARD RECEIVER: | |
| Broncos: | Tatum Bell (114) and Rod Smith (123), vs. New England, 10/16/05 |
| Playoffs: | <i>Terrell Davis (102) and Rod Smith (152), vs. Atlanta, 1/31/99</i> |
| Opponents: | Larry Johnson (140) and Eddie Kennison (108), at Kansas City, 12/4/05 |
| Playoffs: | <i>Tim Smith (204) and Ricky Sanders (193), vs. Washington, 1/31/88</i> |
| 100-YARD RUSHER AND TWO 100-YARD RECEIVERS: | |
| Broncos: | Mike Anderson (103), Rod Smith (111) and Ed McCaffrey (129), vs. Cleveland, 10/15/00 |
| Playoffs: | Has never happened |
| Opponents: | Has never happened |
| Playoffs: | Has never happened |
| 100-YARD RUSHER, 300-YARD PASSER, 100-YARD RECEIVER: | |
| Broncos: | Clinton Portis (102), Brian Griese (316), Ed McCaffrey (113), vs. San Diego, 10/6/02 |
| Playoffs: | <i>Terrell Davis (102), John Elway (336), Rod Smith (152), vs. Atlanta, 1/31/99</i> |
| Opponents: | Clinton Portis (103), Mark Brunell (322) and Santana Moss (116), vs. Washington, 10/9/05 |
| Playoffs: | <i>Tim Smith (204), Doug Williams (340), Ricky Sanders (193), vs. Washington, 1/31/88</i> |
| 100-YARD RUSHER, 300-YARD PASSER AND TWO 100-YARD RECEIVERS: | |
| Broncos: | Mike Anderson (103), Brian Griese (336), Rod Smith (111) and Ed McCaffrey (129), vs. Cleveland, 10/15/00 |
| Playoffs: | Has never happened |
| Opponents: | Has never happened |
| Playoffs: | Has never happened |
| 100-YARD RUSHER AND 300-YARD PASSER: | |
| Broncos: | Mike Anderson (126), Tatum Bell (107) and Jake Plummer (309), vs. Philadelphia, 10/30/05 |
| Playoffs: | <i>Terrell Davis (102) and John Elway (336), vs. Atlanta, 1/31/99</i> |
| Opponents: | Clinton Portis (103) and Mark Brunell (322), Washington, 10/9/05 |
| Playoffs: | <i>Tim Smith (204) and Doug Williams (340), vs. Washington, 1/31/88</i> |
| 100-YARD RECEIVER AND 300-YARD PASSER: | |
| Broncos: | Rod Smith (208) and Jake Plummer (499), vs. Atlanta, 10/31/04 |
| Playoffs: | <i>Rod Smith (152) and John Elway (336), vs. Atlanta, 1/31/99</i> |
| Opponents: | Santana Moss (116) and Mark Brunell (322), vs. Washington 10/9/05 |
| Playoffs: | Deion Branch (153) and Tom Brady (341), vs. New England, 1/14/06 |
| TWO 100-YARD RECEIVERS AND 300-YARD PASSER: | |
| Broncos: | Rod Smith (187), Ed McCaffrey (148) and Gus Frerotte (462), vs. San Diego, 11/19/00 |
| Playoffs: | Has never happened |
| Opponents: | Jerry Porter (135), Ronald Curry (110) and Kerry Collins (339), vs. Oakland, 11/28/04 |
| Playoffs: | Reggie Wayne (221), Dallas Clark (112) and Peyton Manning (458), at Indianapolis, 1/9/05 |
| THREE 100-YARD RECEIVERS AND 300-YARD PASSER: | |
| Broncos: | Has never happened |
| Playoffs: | Has never happened |
| Opponents: | Marshall Faulk (100), Torry Holt (103), Az-Zahir Hakim (116) and Kurt Warner (441), vs. St. Louis, 9/4/00 |
| Playoffs: | Has never happened |
| TWO RUSHING TOUCHDOWNS: | |
| Broncos: | Tatum Bell, 17-52, 3 TD, at San Diego, 12/31/05 |
| Playoffs: | Mike Anderson, 19-69, 2 TD, vs. New England, 1/14/06 |
| Opponents: | Larry Johnson, 30-140, 2 TD, at Kansas City, 12/4/05 |
| Playoffs: | Jamal Lewis, 30-110, 2 TD, at Baltimore, 12/31/00 |
| THREE RUSHING TOUCHDOWNS: | |
| Broncos: | Tatum Bell, 17-52, 3 TD, at San Diego, 12/31/05 |
| Playoffs: | <i>Terrell Davis, 30-157, 3 TD, vs. Green Bay, 1/25/98</i> |
| Opponents: | Priest Holmes, 26-151, 3 TD, vs. Kansas City, 9/12/04 |
| Playoffs: | Napoleon McCallum, 13-81, 3 TD, at L.A. Raiders, 1/9/94 |
| FOUR RUSHING TOUCHDOWNS: | |
| Broncos: | Clinton Portis, 22-218, 5 TD, vs. Kansas City, 12/7/03 |
| Playoffs: | Has never happened |
| Opponents: | Curt Warner, 23-126, 4 TD, at Seattle, 12/11/88 |
| Playoffs: | Has never happened |

THE LAST TIME IT HAPPENED... (CONT.)

FIVE RUSHING TOUCHDOWNS:

Broncos: Clinton Portis, 22-218, 5 TD, vs. Kansas City, 12/7/03
 Playoffs: Has never happened
 Opponents: Has never happened
 Playoffs: Has never happened

300 YARDS PASSING:

Broncos: **Jake Plummer, 22-35, 309 yds., 4 TD, 0 INT, vs. Philadelphia, 10/30/05**
 Playoffs: *John Elway, 18-29, 336 yds., 1 TD, 1 INT, vs. Atlanta, 1/31/99*
 Opponents: **Kerry Collins, 26-50, 310 yds., 2 TD, 3 INT, at Oakland, 11/13/05**
 Playoffs: **Tom Brady, 20-36, 341 yds., 1 TD, 2 INT, vs. New England, 1/14/06**

400 YARDS PASSING:

Broncos: Jake Plummer, 31-55, 499 yds., 4 TD, 3 INT, vs. Atlanta, 10/31/04
 Playoffs: Has never happened
 Opponents: Aaron Brooks, 30-48, 441 yds., 2 TD, 2 INT, at New Orleans, 12/3/00
 Playoffs: Peyton Manning, 27-33, 458 yds., 4 TD, 1 INT, at Indianapolis, 1/9/05

THREE TOUCHDOWN PASSES:

Broncos: **Jake Plummer, 22-35, 309 yds., 4 TD, 0 INT, vs. Philadelphia, 10/30/05**
 Playoffs: John Elway, 29-47, 302 yds., 3 TD, 1 INT, at L.A. Raiders, 1/9/94
 Opponents: **Donovan McNabb, 12-34, 283 yds., 3 TD, 2 INT, vs. Philadelphia, 10/30/05**
 Playoffs: Peyton Manning, 27-33, 458 yds., 4 TD, 1 INT, at Indianapolis, 1/9/05

FOUR TOUCHDOWN PASSES:

Broncos: **Jake Plummer, 22-35, 309 yds., 4 TD, 0 INT, vs. Philadelphia, 10/30/05**
 Playoffs: Has never happened
 Opponents: Kerry Collins, 26-45, 339 yds., 4 TD, 2 INT, vs. Oakland, 11/28/04
 Playoffs: Peyton Manning, 27-33, 458 yds., 4 TD, 1 INT, at Indianapolis, 1/9/05

FIVE TOUCHDOWN PASSES:

Broncos: Gus Frerotte, 36-58, 462 yds., 5 TD, 4 INT, vs. San Diego, 11/19/00
 Playoffs: Has never happened
 Opponents: John Hadl, 21-35, 325 yds., 5 TD, vs. San Diego, 12/1/68
 Playoffs: Peyton Manning, 22-26, 377 yds., 5 TD, 0 INT, at Indianapolis, 1/4/04

SIX TOUCHDOWN PASSES:

Broncos: Has never happened
 Playoffs: Has never happened
 Opponents: Len Dawson, 23-38, 435 yds., 6 TD, 0 INT, at Kansas City, 11/1/64
 Playoffs: Has never happened

100 YARDS RECEIVING:

Broncos: **Ashley Lelie, 6-110, vs. Oakland, 12/24/05**
 Playoffs: *Rod Smith, 5-152, 1 TD, vs. Atlanta, 1/31/99*
 Opponents: **Eric Moulds, 9-110, at Buffalo, 12/17/05**
 Playoffs: **Deion Branch, 8-153, vs. New England, 1/14/06**

200 YARDS RECEIVING:

Broncos: Rod Smith, 9-208, 1 TD, vs. Atlanta, 10/31/04
 Playoffs: Has never happened
 Opponents: Torrance Small, 6-200, 2 TD, vs. New Orleans, 12/24/94
 Playoffs: Reggie Wayne, 10-221, 2 TD, at Indianapolis, 1/9/05

TWO 100-YARD RECEIVERS:

Broncos: Rod Smith (187) and Ed McCaffrey (148), vs. San Diego, 11/19/00
 Playoffs: Has never happened
 Opponents: Jerry Porter (135) and Ronald Curry (110), vs. Oakland, 11/28/04
 Playoffs: Reggie Wayne (221) and Dallas Clark (112), at Indianapolis, 1/9/05

TWO RECEIVING TOUCHDOWNS:

Broncos: **Dwayne Carswell, 2-3, 2 TD, at Jacksonville, 10/2/05**
 Playoffs: Clarence Kay, 3-57, 2 TD, vs. Houston, 1/10/88
 Opponents: Eddie Kennison, 7-101, 2 TD, at Kansas City, 12/19/04
 Playoffs: Reggie Wayne, 10-221, 2 TD, at Indianapolis, 1/9/05

THREE RECEIVING TOUCHDOWNS:

Broncos: Shannon Sharpe, 7-101, 3 TD, vs. San Diego, 11/16/03
 Playoffs: Has never happened
 Opponents: Jerry Porter, 6-135, 3 TD, vs. Oakland, 11/28/04
 Playoffs: *Jerry Rice, 7-148, 3 TD, vs. San Francisco, 1/28/90*

FOUR RECEIVING TOUCHDOWNS:

Broncos: Has never happened
 Playoffs: Has never happened
 Opponents: Lance Alworth, 9-171, 4 TD, vs. San Diego, 12/1/68
 Playoffs: Has never happened

TWO INTERCEPTIONS:

Broncos: Deltha O'Neal, 2, vs. San Diego, 10/6/02
 Playoffs: *Darrien Gordon, 2, vs. Atlanta, 1/31/99*
 Opponents: Dexter McCleon, 2, at Kansas City, 12/19/04
 Playoffs: David Macklin, 2, at Indianapolis, 1/4/04

THREE INTERCEPTIONS:

Broncos: Deltha O'Neal, 4, vs. Kansas City, 10/7/01
 Playoffs: Has never happened
 Opponents: Mark Kelso, 3, at Buffalo, 12/12/92
 Playoffs: Has never happened

FOUR INTERCEPTIONS:

Broncos: Deltha O'Neal, 4, vs. Kansas City, 10/7/01
 Playoffs: Has never happened
 Opponents: Has never happened
 Playoffs: Has never happened

TWO SACKS:

Broncos: **John Lynch, 2, at San Diego, 12/31/05**
 Playoffs: Neil Smith (2) and Alfred Williams (2), at Kansas City, 1/4/98
 Opponents: Justin Smith, 2, at Cincinnati, 10/25/04
 Playoffs: **Brett Keisel, 2, vs. Pittsburgh, 1/22/06**

THREE SACKS:

Broncos: Reggie Hayward, 3, at Tennessee, 12/25/04
 Playoffs: Has never happened
 Opponents: Trace Armstrong, 3, at Oakland, 12/22/02
 Playoffs: Michael McCrary, 3, at Baltimore, 12/31/00

FOUR SACKS:

Broncos: Simon Fletcher, 4, at San Diego, 11/11/90
 Playoffs: Has never happened
 Opponents: Michael Sinclair, 4, at Seattle, 9/8/96
 Playoffs: Has never happened

TWO OPPONENT FUMBLE RECOVERIES:

Broncos: Bill Romanowski, at Seattle, 9/8/96
 Playoffs: Has never happened
 Opponents: Terry McDaniel, vs. Los Angeles Raiders, 9/18/94
 Playoffs: Randy Hughes, vs. Dallas, 1/15/78

SHUTOUT ON ROAD:

by Broncos: Denver 12, at Cleveland 0, 9/27/92
 Playoffs: Has never happened
 by Opponents: at L.A. Raiders 24, Denver 0, 11/22/92
 Playoffs: Has never happened

SHUTOUT AT HOME:

by Broncos: **at Denver 27, N.Y. Jets 0, 11/20/05**
 Playoffs: Has never happened
 by Opponents: Has never happened
 Playoffs: Has never happened

OVERTIME WIN AWAY FROM DENVER:

Broncos: **Denver 24, at Dallas 21, 11/24/05**
 Playoffs: Denver 23, at Cleveland 20, 1/11/87
 Opponents: at San Diego 30, Denver 27, 12/1/02
 Playoffs: Has never happened
 TIE: Denver 17, at Green Bay 17, 9/20/87

OVERTIME WIN IN DENVER:

Broncos: at Denver 23, Cleveland 20, 12/14/03
 Playoffs: Has never happened
 Opponents: Indianapolis 23, at Denver 20, 11/24/02
 Playoffs: Has never happened
 TIE: at Denver 35, Pittsburgh 35, 9/22/74

40 POINTS:

Broncos: **at Denver 49, Philadelphia 21, 10/30/05**
 Playoffs: at Denver 42, Jacksonville 17, 12/27/97
 Opponents: at Kansas City 45, Denver 17, 12/19/04
 Playoffs: at Indianapolis 49, Denver 24, 1/9/05

50 POINTS:

Broncos: at Denver 50, San Diego 34, 10/6/63
 Playoffs: Has never happened
 Opponents: at Indianapolis 55, Denver 23, 10/31/88
 Playoffs: *San Francisco 55, Denver 10, 1/28/90*

TWO-POINT CONVERSION:

Broncos: **Jake Plummer pass to Jeb Putzier, at Oakland, 11/13/05**
 Playoffs: Terrell Davis run, vs. Jacksonville, 1/4/97
 Opponents: Doug Flutie pass to Stephen Alexander, vs. San Diego, 11/16/03
 Playoffs: Has never happened

THREE FIELD GOALS:

Broncos: **Jason Elam, 3, vs. Oakland, 12/24/05**
 Playoffs: Jason Elam, 3, vs. N.Y. Jets, 1/17/99
 Opponents: Shayne Graham, 3, at Cincinnati, 10/25/04
 Playoffs: Mike Hollis, vs. Jacksonville, 1/4/97

THE LAST TIME IT HAPPENED... (CONT.)

FOUR FIELD GOALS:

| | |
|------------|--|
| Broncos: | Jason Elam, 4, vs. Indianapolis, 1/02/05 |
| Playoffs: | Has never happened |
| Opponents: | Paul Edinger, 4, vs. Chicago, 11/23/03 |
| Playoffs: | Has never happened |

FIVE FIELD GOALS:

| | |
|------------|---|
| Broncos: | Jason Elam, 5, vs. Miami, 10/13/02 |
| Playoffs: | Has never happened |
| Opponents: | Mike Vanderjagt, 5, at Indianapolis, 1/6/02 |
| Playoffs: | Has never happened |

SIX FIELD GOALS:

| | |
|------------|---|
| Broncos: | Has never happened |
| Playoffs: | Has never happened |
| Opponents: | Gary Anderson, 6, at Pittsburgh, 10/23/88 |
| Playoffs: | Has never happened |

PUNT RETURN FOR A TOUCHDOWN:

| | |
|------------|--|
| Broncos: | Rod Smith, 65 yds., vs. San Diego, 11/16/03 |
| Playoffs: | Has never happened |
| Opponents: | Dante Hall, 93 yds., at Kansas City, 10/5/03 |
| Playoffs: | Has never happened |

KICKOFF RETURN FOR A TOUCHDOWN:

| | |
|------------|--|
| Broncos: | Deltha O'Neal, 87 yds., vs. New England, 10/1/00 |
| Playoffs: | Has never happened |
| Opponents: | Dante Hall, 97 yds., at Kansas City, 12/19/04 |
| Playoffs: | Tim Dwight, 94 yds., vs. Atlanta, 1/31/99 |

INTERCEPTION RETURN FOR A TOUCHDOWN:

| | |
|------------|--|
| Broncos: | Champ Bailey, 65 yds., at Dallas, 11/24/05 |
| Playoffs: | Has never happened |
| Opponents: | Kevin Mathis, 66 yds., vs. Atlanta, 10/31/04 |
| Playoffs: | Carlton Bailey, 11 yds., at Buffalo, 1/12/92 |

FUMBLE RETURN FOR A TOUCHDOWN:

| | |
|------------|---|
| Broncos: | Chester McGlockton, 24 yds., vs. Buffalo, 9/22/02 |
| Playoffs: | Neil Smith, 79 yds., vs. Miami, 1/9/99 |
| Opponents: | Jason Taylor, 85 yds., at Miami, 9/11/05 |
| Playoffs: | Has never happened |

MISSED FIELD GOAL RETURN FOR A TOUCHDOWN:

| | |
|------------|--|
| Broncos: | Has never happened |
| Playoffs: | Has never happened |
| Opponents: | Chris McAlister, 107 yds., at Baltimore, 9/30/02 |
| Playoffs: | Has never happened |

BLOCKED PUNT:

| | |
|------------|--|
| Broncos: | Jashon Sykes, at Indianapolis, 12/21/03 |
| Playoffs: | Has never happened |
| Opponents: | Chris Clemons, vs. Washington, 10/9/05 |
| Playoffs: | Blake Spence, vs. New York Jets, 1/17/99 |

BLOCKED PUNT RETURN FOR A TOUCHDOWN:

| | |
|------------|---|
| Broncos: | Ian Gold, 12 yds., vs. Oakland, 11/13/00 |
| Playoffs: | Has never happened |
| Opponents: | Alex Bannister, 9 yds., at Seattle, 10/14/01 |
| Playoffs: | Travis Davis, 29 yds., vs. Jacksonville, 12/27/97 |

BLOCKED FIELD GOAL:

| | |
|------------|--|
| Broncos: | Trevor Pryce, vs. Washington, 10/9/05 |
| Playoffs: | Has never happened |
| Opponents: | Rashean Mathis, at Jacksonville, 10/2/05 |
| Playoffs: | Has never happened |

BLOCKED FIELD GOAL RETURN FOR A TOUCHDOWN:

| | |
|------------|---|
| Broncos: | Louis Wright, 60 yds., vs. San Diego, 11/17/85 |
| Playoffs: | Has never happened |
| Opponents: | Cornelius Bennett, 80 yds., at Buffalo, 9/30/90 |
| Playoffs: | Has never happened |

MISSED POINT-AFTER-TOUCHDOWN ATTEMPT:

| | |
|------------|--|
| Broncos: | Jason Elam (Kick Failed, HRU), vs. Baltimore, 12/11/05 |
| Playoffs: | Jason Elam (Blocked by Clyde Simmons), vs. Jacksonville, 1/4/97 |
| Opponents: | Sebastian Janikowski (Blocked by Monsanto Pope), vs. Oakland, 11/28/04 |
| Playoffs: | Has never happened |

SAFETY:

| | |
|------------|--|
| Broncos: | Shane Olivea tackled in end zone by Demetris Veal, at San Diego, 12/31/05 |
| Playoffs: | Tony Eason sacked in the end zone by Rulon Jones, vs. New England, 1/4/87 |
| Opponents: | Punt blocked (O.J. Santiago) out of bounds in end zone, at Oakland, 11/30/03 |
| Playoffs: | Mike Horan runs out of end zone, vs. Cleveland, 1/17/88 |

BRONCOS INDIVIDUAL LEADERS BY STATISTICAL CATEGORY

| Category | Player | AFC Rank | AFC Leader | NFL Rank | NFL Leader |
|-------------------|-------------------------|----------|-----------------------------------|----------|---|
| Scoring | Jason Elam — 115 | 7th | Graham, Cincinnati — 131 | 12th | Alexander, Seattle — 168 |
| Rushing Yards | Mike Anderson — 1,014 | 9th | Johnson, Kansas City — 1,750 | 16th | Alexander, Seattle — 1,880 |
| Passing Yards | Jake Plummer — 3,366 | 7th | Brady, New England — 4,110 | 12th | Brady, New England — 4,110 |
| Passer Rating | Jake Plummer — 90.2 | 5th | Manning, Indianapolis — 104.1 | 7th | Manning, Indianapolis — 104.1 |
| Receiving Yards | Rod Smith — 1,105 | 4th | C. Johnson, Cincinnati — 1,432 | 13th | S. Smith, Carolina — 1,563 |
| Receptions | Rod Smith — 85 | 4th | C. Johnson, Cincinnati — 97 | 9th | S. Smith, Car., L. Fitzgerald, Ari. — 103 |
| Punting Avg. | Todd Sauerbrun — 43.8 | 5th | Moorman, Buffalo — 45.7 | 8th | Moorman, Buffalo — 45.7 |
| Net Punting Avg. | Todd Sauerbrun — 38.0 | 5th | D. Jones, Miami — 39.3 | 7th | D. Jones, Miami — 39.3 |
| Interceptions | Champ Bailey — 8 | 3rd | T. Law, NYJ, D. O'Neal, Cin. — 10 | T4th | T. Law, NYJ, D. O'Neal, Cin. — 10 |
| Kickoff Ret. Avg. | Darrent Williams — 23.9 | N/A* | McGee, Buffalo — 30.2 | N/A* | McGee, Buffalo — 30.2 |
| Punt Ret. Avg. | Darrent Williams — 8.7 | N/A* | Sams, Baltimore — 12.2 | N/A* | Mahe, Philadelphia — 12.8 |

*Player did not meet league requirements to qualify for ranking.

HOW THE BRONCOS RANKED IN THE AFC AND NFL

| OFFENSE | | | | | |
|-------------------------------|---------------|----------|---------------------|----------|---------------------|
| Category | Broncos Total | AFC Rank | AFC Leader | NFL Rank | NFL Leader |
| Points Per Game | 24.7 | 5th | Indianapolis — 27.4 | 7th | Seattle — 28.3 |
| Total Yards Per Game | 360.4 | 3rd | Kansas City — 387.0 | 5th | Kansas City — 387.0 |
| Yards Per Play | 5.6 | 4th | Kansas City — 5.8 | 5th | Kansas City — 5.8 |
| Rushing Yards Per Game | 158.7 | 1st | Denver — 158.7 | 2nd | Atlanta — 159.1 |
| Net Passing Yds. Per Game | 201.7 | 9th | New England — 257.5 | 18th | Arizona — 277.3 |
| Interceptions thrown (fewest) | 7 | 2nd | Jacksonville — 6 | 2nd | Jacksonville — 6 |
| Sacks (fewest) | 23 | 3rd | Indianapolis — 20 | 3rd | Indianapolis — 20 |
| First Downs Per Game | 20.6 | 6th | Indianapolis — 22.7 | 7th | Indianapolis — 22.7 |
| Third-Down Efficiency | 36.2 | 10th | Indianapolis — 48.4 | 22nd | Indianapolis — 48.4 |
| Fourth-Down Efficiency | 73.7 | 2nd | New England — 76.5 | 3rd | Seattle — 87.5 |

| DEFENSE | | | | | |
|------------------------------|---------------|----------|-----------------------|----------|-------------------|
| Category | Broncos Total | AFC Rank | AFC Leader | NFL Rank | NFL Leader |
| Points Per Game | 16.1 | T2nd | Indianapolis — 15.4 | T3rd | Chicago — 12.6 |
| Total Yards Per Game | 312.9 | 7th | Pittsburgh — 284.0 | 15th | Tampa Bay — 277.8 |
| Yards Per Play | 5.1 | 8th | Pittsburgh — 4.6 | 18th | Chicago — 4.4 |
| Rushing Yards Per Game | 85.2 | 2nd | San Diego — 84.3 | 2nd | San Diego — 84.3 |
| Net Passing Yds. Per Game | 227.7 | 14th | New York Jets — 172.2 | 29th | Green Bay — 167.5 |
| Interceptions (most) | 20 | 3rd | Cincinnati — 31 | 6th | Cincinnati — 31 |
| Sacks (most) | 28 | T14th | Miami — 49 | T28th | Seattle — 50 |
| First Downs Allowed Per Game | 18.4 | 8th | Indianapolis — 16.8 | T17th | Tampa Bay — 15.9 |
| Third-Down Efficiency | 36.7 | T4th | Jacksonville — 32.7 | T12th | Atlanta — 30.2 |
| Fourth-Down Efficiency | 52.6 | 11th | Jacksonville — 28.6 | 20th | St. Louis — 22.2 |



2005 BRONCOS HONORS AND AWARDS

BY AWARD:

Pro Bowl

CB Champ Bailey, S John Lynch, QB Jake Plummer (AFC alternate)*, WR Rod Smith, LB Al Wilson

AFC Offensive Player of the Week

Week 8 (Oct. 30-31) — QB Jake Plummer

Week 15 (Dec. 17-19) — WR Rod Smith

AFC Defensive Player of the Week

Week 4 (Oct. 2-3) — LB Al Wilson

Week 17 (Dec. 31 - Jan. 1) — S John Lynch

AFC Special Teams Player of the Week

Week 6 (Oct. 16-17) — P Todd Sauerbrun

AFC Defensive Player of the Month

November — CB Champ Bailey

AFC Special Teams Player of the Month

October — P Todd Sauerbrun

FedEx Ground NFL Player of the Week

Week 5 (Oct. 9-10) — RB Tatum Bell

FedEx Air NFL Player of the Week

Week 8 (Oct. 30-31) — QB Jake Plummer

Diet Pepsi NFL Rookie of the Week

Week 4 (Oct. 2-3) — CB Domonique Foxworth

Walter Payton Man of the Year Award Nominee

S John Lynch

Ed Block Courage Award Nominee

G Dwayne Carswell

Associated Press

First-team All-Pro — CB Champ Bailey, LB Al Wilson

Pro Football Weekly/PFWA

All-NFL — CB Champ Bailey

All-AFC — CB Champ Bailey, LB Al Wilson

All-Rookie — CB Darrent Williams

The Sporting News

All-Pro — CB Champ Bailey, LB Al Wilson

Sports Illustrated (Dr. Z)

All-Pro — T Matt Lepsis, C Tom Nalen

USA Today

All-Pro — CB Champ Bailey

All-Joe — CB Domonique Foxworth, TE Jeb Putzier

NFL.com (Gil Brandt)

All-Rookie — CB Darrent Williams

BY INDIVIDUAL:

CB Champ Bailey:

- Pro Bowl (AFC starter)
- First-team All-Pro by the Associated Press
- All-NFL by *Pro Football Weekly*/PFWA
- All-AFC by *Pro Football Weekly*/PFWA
- All-Pro by *The Sporting News*
- All-Pro by *USA Today*
- AFC Defensive Player of the Month - November

RB Tatum Bell:

- FedEx Ground NFL Player of the Week - Wk. 5

G Dwayne Carswell:

- Broncos' Ed Block Courage Award Recipient

CB Domonique Foxworth:

- Diet Pepsi NFL Rookie of the Week - Wk. 4
- All-Joe Team selection by *USA Today*

T Matt Lepsis:

- All-Pro by *Sports Illustrated* (Dr. Z)

S John Lynch:

- Pro Bowl
- AFC Defensive Player of the Week - Wk. 17
- Broncos' Walter Payton Man of the Year Nominee

C Tom Nalen:

- All-Pro by *Sports Illustrated* (Dr. Z)

QB Jake Plummer:

- Pro Bowl (AFC alternate)*
- AFC Offensive Player of the Week - Wk. 8
- FedEx Air NFL Player of the Week - Wk. 8

TE Jeb Putzier:

- All-Joe Team selection by *USA Today*

P Todd Sauerbrun:

- AFC Special Teams Player of the Week - Wk. 6
- AFC Special Teams Player of the Month - October

WR Rod Smith:

- Pro Bowl
- AFC Offensive Player of the Week - Wk. 15

CB Darrent Williams:

- All-Rookie by *Pro Football Weekly*/PFWA
- All-Rookie by NFL.com (Gil Brandt)

LB Al Wilson:

- Pro Bowl (AFC starter)
- First-team All-Pro by the Associated Press
- All-AFC by *Pro Football Weekly*/PFWA
- All-Pro by *The Sporting News*
- AFC Defensive Player of the Week - Wk. 4

* - Plummer was selected to the Pro Bowl as an alternate but did not play because of an injury.





Miami 34, Denver 10

Sunday, Sept. 11, 2005 • 1:07 p.m. EDT • Dolphins Stadium • Miami

WEATHER: Cloudy, 89°, Wind Calm • TIME: 3:07 • ATTENDANCE: 72,324

The Denver Broncos opened up the 2005 season with a 34-10 loss to the Miami Dolphins on Sunday in front of 72,324 fans at Dolphins Stadium. The loss snapped the Broncos' four-game winning streak in season openers, which was the longest current streak in the NFL.

Broncos wide receiver Rod Smith posted seven catches for 90 yards, and fullback Kyle Johnson scored Denver's lone touchdown in the contest on a 2-yard pass from quarterback Jake Plummer. Plummer finished the game 22-of-48 (45.8%) for 251 yards with one touchdown and two interceptions.

The Dolphins scored the first points of the game when kicker Olindo Mare connected on a 29-yard field goal with 5:50 remaining in the opening quarter. Mare hit a 44-yard field goal on the next Miami drive, giving the Dolphins a 6-0 advantage.

The Broncos finished the first quarter with no passing yards, marking the first time they were held without aerial yardage in a quarter since Sept. 6, 1992, against the Raiders (-8 yds.).

Denver gained some momentum in the second quarter after cornerback Champ Bailey intercepted a pass by Gus Frerotte and returned it 11 yards to the Miami 45. The interception was Bailey's fifth in his six career season openers played. Plummer drove the Broncos down to the 1-yard line, but running back Tatum Bell was unable to score on a fourth-down rushing attempt.

The Broncos got the ball back at the Miami 41-yard line with 4:22 remaining in the half. Plummer led a drive that covered 32 yards to the Dolphins' 9-yard line. Kicker Jason Elam put Denver on the board with a 28-yard field goal just after the 2-minute warning, cutting the Dolphins' advantage at halftime to 6-3.

Frerotte led Miami downfield to open the second half and capped the drive with a 2-yard touchdown pass to tight end Randy McMichael that put the Dolphins in front 13-3. Miami extended its lead to 20-3 on a Sammy Morris scoring run on its next drive.

The Broncos shrunk their deficit to 10 on Plummer's 2-yard touchdown pass to Johnson on fourth down with 9:19 remaining in the game. Miami answered on the first play of the ensuing possession with Frerotte connecting with wide receiver Marty Booker for a 60-yard score and a 27-10 lead.

On the final drive of the game with Plummer leading a hurry-up offense, the Broncos drove from their own 33-yard line to the Miami 6-yard line. On second-and-goal with four seconds remaining, he was sacked by Miami defensive end Jason Taylor and fumbled the ball. Taylor recovered the fumble and ran it back 85 yards for the touchdown to ice the Dolphins' 34-10 victory in Nick Saban's NFL head-coaching debut.

OFFICIALS:

Referee — Bill Leavy (127); **Umpire** — Richard Hall (49); **Head Linesman** — Gary Slaughter (30); **Line Judge** — Charles Stewart (62); **Side Judge** — Don Carlsen (39); **Field Judge** — Rob Vernatchi (75); **Back Judge** — Kirk Dorman (6); **Replay** — Neil Gereb.

| | | 1 | 2 | 3 | 4 | OT | TOTAL | FIELD GOALS (made () & missed) | |
|----------|----------------|------------|---|---|----|----|-----------------------|---------------------------------|-----------|
| VISITOR | Denver Broncos | 0 | 3 | 0 | 7 | — | 10 | J. Elam | (28) |
| HOME | Miami Dolphins | 3 | 3 | 7 | 21 | — | 34 | O. Mare | (29) (44) |
| Team | Qtr | Clock Time | PLAY DESCRIPTION (Extra Point) (Drive Info) | | | | SCORE Visitor Home | | |
| DOLPHINS | 1 | 5:50 | O. Mare 29 yd. Field Goal (9-69, 3:53) | | | | 0 | 3 | |
| DOLPHINS | 2 | 12:36 | O. Mare 44 yd. Field Goal (14-54, 6:03) | | | | 0 | 6 | |
| BRONCOS | 2 | 1:51 | J. Elam 28 yd. Field Goal (7-32, 2:31) | | | | 3 | 6 | |
| DOLPHINS | 3 | 4:47 | R. McMichael 2 yd. pass from G. Frerotte (O. Mare, kick) (9-61, 4:23) | | | | 3 | 13 | |
| DOLPHINS | 4 | 13:11 | S. Morris 9 yd. run (O. Mare, kick) (10-68, 4:49) | | | | 3 | 20 | |
| BRONCOS | 4 | 9:19 | K. Johnson 2 yd. pass from J. Plummer (J. Elam, kick) (6-26, 2:17) | | | | 10 | 20 | |
| DOLPHINS | 4 | 9:09 | M. Booker 60 yd. pass from G. Frerotte (O. Mare, kick) (1-60, 0:10) | | | | 10 | 27 | |
| DOLPHINS | 4 | 0:00 | J. Taylor 85 yd. fumble return (O. Mare, kick) | | | | 10 | 34 | |

DENVER BRONCOS

| OFFENSE | | | DEFENSE | | |
|---------|--------------|--------|--------------|--|--|
| WR 80 | R. Smith | LE 91 | E. Ekuban | | |
| LT 78 | M. Lepsis | LT 96 | M. Myers | | |
| LG 50 | B. Hamilton | RT 61 | G. Warren | | |
| C 66 | T. Nalen | RE 93 | T. Pryce | | |
| RG 65 | C. Carlisle | WLB 52 | I. Gold | | |
| RT 72 | G. Foster | MLB 56 | A. Wilson | | |
| TE 82 | S. Alexander | SLB 55 | DJ. Williams | | |
| WR 85 | A. Lelie | LCB 34 | C. Bailey | | |
| QB 16 | J. Plummer | RCB 35 | L. Walls | | |
| RB 38 | M. Anderson | SS 25 | N. Ferguson | | |
| FB 39 | K. Johnson | FS 47 | J. Lynch | | |

BRONCOS SUBSTITUTIONS: K 1 J. Elam, P/K 3 P. Ernster, P 10 T. Sauerbrun, WR 14 T. Devove, WR 17 D. Watts, CB 22 D. Foxworth, S 23 Marq. Anderson, RB 26 T. Bell, CB 27 Da. Williams, RB 37 C. Sapp, S 42 S. Brandon, LB 51 K. Burns, LB 53 L. Green, LB 54 P. Chukwurah, DE 60 J. Engelberger, T 74 C. Green, DT 75 M. Pope, G 77 D. Carswell, WR 81 C. Adams, TE/LS 83 M. Leach, TE 88 J. Putzier, DE 95 M. Coleman. **DID NOT PLAY:** QB 11 B. Van Pelt. **INACTIVE:** RB 33 R. Dayne, CB 41 K. Paymah, CB 45 R. Alexander, TE 84 W. Duke, TE 89 N. Jackson, DT 97 D. Veal, DE 98 C. Brown.

MIAMI DOLPHINS

| OFFENSE | | | DEFENSE | | |
|---------|--------------|--------|--------------|--|--|
| WR 86 | M. Booker | LE 93 | K. Carter | | |
| LT 77 | D. McIntosh | NT 94 | K. Taylor | | |
| LG 78 | J. James | DT 91 | V. Holliday | | |
| C 68 | S. McKinney | RE 99 | J. Taylor | | |
| RG 66 | R. Hadnot | WLB 52 | C. Crowder | | |
| RT 72 | V. Carey | MLB 54 | Z. Thomas | | |
| TE 81 | R. McMichael | SLB 55 | J. Seau | | |
| WR 84 | C. Chambers | LCB 25 | R. Howard | | |
| QB 11 | G. Frerotte | RCB 29 | S. Madison | | |
| RB 23 | R. Brown | SS 24 | T. Jones | | |
| TE 87 | L. Diamond | FS 30 | L. Schulters | | |

DOLPHINS SUBSTITUTIONS: P 5 D. Jones, K 10 O. Mare, CB 21 T. Daniels, S 26 T. Tillman, RB 28 T. Minor, RB 31 S. Morris, CB 35 E. Jackson, S 37 Y. Bell, FB 44 H. Evans, LB 51 J. Glenn, LB 58 E. Moore, LB 59 D. Spragan, T 73 S. McDougle, WR 80 D. Boston, WR 82 B. Gilmore, WR 83 W. Welker, TE 85 W. Heller, DT 90 J. Zgonina, DE 96 D. Bowens, LS 97 J. Denney, DE 98 M. Roth. **DID NOT PLAY:** QB 18 S. Rosenfelds, C 63 A. Ephraim. **INACTIVE:** 3QB 7 A. Feeley, CB 20 K. Thomas, RB 22 J. Chatman, LB 56 D. Pope, G 65 J. Berger, DT 75 M. Wright, OT 79 A. Alabi, DT 95 T. McGill.

FINAL INDIVIDUAL STATISTICS

| Denver Broncos | | | | | | | | | | | Miami Dolphins | | | | | | | | | | | | | | | | | | |
|-----------------|-----|------|------|--------|----|----------------|-----------------|----------|-------------|----------------|----------------|----------------|-------------|-----------------|------|--------------|------|----------------|----------|----------------|-----------------|--------|-----|------|----|-----------|-----|----|----------|
| RUSHING | ATT | YDS | AVG | LG | TD | RUSHING | ATT | YDS | AVG | LG | TD | RUSHING | ATT | YDS | AVG | LG | TD | RUSHING | ATT | YDS | AVG | LG | TD | | | | | | |
| T. Bell | 13 | 47 | 3.6 | 30 | 0 | C. Chambers | 1 | 61 | 61.0 | 61 | 0 | T. Bell | 13 | 47 | 3.6 | 30 | 0 | C. Chambers | 1 | 61 | 61.0 | 61 | 0 | | | | | | |
| J. Plummer | 3 | 18 | 6.0 | 11 | 0 | R. Brown | 22 | 57 | 2.6 | 15 | 0 | J. Plummer | 3 | 18 | 6.0 | 11 | 0 | R. Brown | 22 | 57 | 2.6 | 15 | 0 | | | | | | |
| M. Anderson | 4 | 5 | 1.3 | 3 | 0 | T. Minor | 5 | 17 | 3.4 | 9 | 0 | M. Anderson | 4 | 5 | 1.3 | 3 | 0 | T. Minor | 5 | 17 | 3.4 | 9 | 0 | | | | | | |
| | | | | | | S. Morris | 2 | 14 | 7.0 | 9 | 1 | | | | | | | S. Morris | 2 | 14 | 7.0 | 9 | 1 | | | | | | |
| | | | | | | G. Frerotte | 3 | 2 | 0.7 | 2 | 0 | | | | | | | G. Frerotte | 3 | 2 | 0.7 | 2 | 0 | | | | | | |
| TOTAL | 20 | 70 | 3.5 | 30 | 0 | TOTAL | 33 | 151 | 4.6 | 61 | 1 | TOTAL | 33 | 151 | 4.6 | 61 | 1 | TOTAL | 33 | 151 | 4.6 | 61 | 1 | | | | | | |
| PASSING | ATT | CMP | YDS | TKD/YD | TD | LG | IN | Rtg. | PASSING | ATT | CMP | YDS | TKD/YD | TD | LG | IN | Rtg. | PASSING | ATT | CMP | YDS | TKD/YD | TD | LG | IN | Rtg. | | | |
| J. Plummer | 48 | 22 | 251 | 1/9 | 1 | 23 | 2 | 51.6 | G. Frerotte | 36 | 24 | 275 | 0/0 | 2 | 60 | 1 | 96.4 | J. Plummer | 48 | 22 | 251 | 1/9 | 1 | 23 | 2 | 51.6 | | | |
| TOTAL | 48 | 22 | 251 | 1/9 | 1 | 23 | 2 | 51.6 | TOTAL | 36 | 24 | 275 | 0/0 | 2 | 60 | 1 | 96.4 | TOTAL | 48 | 22 | 251 | 1/9 | 1 | 23 | 2 | 51.6 | | | |
| PASS RECEIVING | NO | YDS | AVG | LG | TD | PASS RECEIVING | NO | YDS | AVG | LG | TD | PASS RECEIVING | NO | YDS | AVG | LG | TD | PASS RECEIVING | NO | YDS | AVG | LG | TD | | | | | | |
| R. Smith | 7 | 90 | 12.9 | 23 | 0 | R. McMichael | 6 | 55 | 9.2 | 17 | 1 | R. Smith | 7 | 90 | 12.9 | 23 | 0 | R. McMichael | 6 | 55 | 9.2 | 17 | 1 | | | | | | |
| J. Putzier | 7 | 67 | 9.6 | 13 | 0 | M. Booker | 5 | 104 | 20.8 | 60 | 1 | J. Putzier | 7 | 67 | 9.6 | 13 | 0 | M. Booker | 5 | 104 | 20.8 | 60 | 1 | | | | | | |
| C. Adams | 2 | 35 | 17.5 | 21 | 0 | C. Chambers | 5 | 40 | 8.0 | 12 | 0 | C. Adams | 2 | 35 | 17.5 | 21 | 0 | C. Chambers | 5 | 40 | 8.0 | 12 | 0 | | | | | | |
| K. Johnson | 2 | 21 | 10.5 | 19 | 1 | W. Welker | 4 | 60 | 15.0 | 26 | 0 | K. Johnson | 2 | 21 | 10.5 | 19 | 1 | W. Welker | 4 | 60 | 15.0 | 26 | 0 | | | | | | |
| A. Lelie | 2 | 17 | 8.5 | 10 | 0 | D. Boston | 1 | 8 | 8.0 | 8 | 0 | A. Lelie | 2 | 17 | 8.5 | 10 | 0 | D. Boston | 1 | 8 | 8.0 | 8 | 0 | | | | | | |
| T. Bell | 1 | 13 | 13.0 | 13 | 0 | H. Evans | 1 | 4 | 4.0 | 4 | 0 | T. Bell | 1 | 13 | 13.0 | 13 | 0 | H. Evans | 1 | 4 | 4.0 | 4 | 0 | | | | | | |
| S. Alexander | 1 | 8 | 8.0 | 8 | 0 | R. Brown | 1 | 4 | 4.0 | 4 | 0 | S. Alexander | 1 | 8 | 8.0 | 8 | 0 | R. Brown | 1 | 4 | 4.0 | 4 | 0 | | | | | | |
| | | | | | | T. Minor | 1 | 0 | 0.0 | 0 | 0 | | | | | | | T. Minor | 1 | 0 | 0.0 | 0 | 0 | | | | | | |
| TOTAL | 22 | 251 | 11.4 | 23 | 1 | TOTAL | 24 | 275 | 11.5 | 60 | 2 | TOTAL | 22 | 251 | 11.4 | 23 | 1 | TOTAL | 24 | 275 | 11.5 | 60 | 2 | | | | | | |
| INTERCEPTIONS | NO | YDS | AVG | LG | TD | INTERCEPTIONS | NO | YDS | AVG | LG | TD | INTERCEPTIONS | NO | YDS | AVG | LG | TD | INTERCEPTIONS | NO | YDS | AVG | LG | TD | | | | | | |
| C. Bailey | 1 | 11 | 11.0 | 11 | 0 | L. Schulters | 1 | 25 | 25.0 | 25 | 0 | C. Bailey | 1 | 11 | 11.0 | 11 | 0 | L. Schulters | 1 | 25 | 25.0 | 25 | 0 | | | | | | |
| | | | | | | T. Daniels | 1 | 4 | 4.0 | 4 | 0 | | | | | | | T. Daniels | 1 | 4 | 4.0 | 4 | 0 | | | | | | |
| TOTAL | 1 | 11 | 11.0 | 11 | 0 | TOTAL | 2 | 29 | 14.5 | 25 | 0 | TOTAL | 1 | 11 | 11.0 | 11 | 0 | TOTAL | 2 | 29 | 14.5 | 25 | 0 | | | | | | |
| PUNTING | NO | YDS | AVG | NET | TB | IN20 | LG | PUNTING | NO | YDS | AVG | NET | TB | IN20 | LG | PUNTING | NO | YDS | AVG | NET | TB | IN20 | LG | | | | | | |
| T. Sauerbrun | 7 | 318 | 45.4 | 30.6 | 2 | 0 | 56 | D. Jones | 3 | 142 | 47.3 | 36.3 | 1 | 0 | 49 | T. Sauerbrun | 7 | 318 | 45.4 | 30.6 | 2 | 0 | 56 | | | | | | |
| TOTAL | 7 | 318 | 45.4 | 30.6 | 2 | 0 | 56 | TOTAL | 3 | 142 | 47.3 | 36.3 | 1 | 0 | 49 | TOTAL | 7 | 318 | 45.4 | 30.6 | 2 | 0 | 56 | | | | | | |
| PUNT RETURNS | NO | YDS | AVG | FC | LG | TD | PUNT RETURNS | NO | YDS | AVG | FC | LG | TD | PUNT RETURNS | NO | YDS | AVG | FC | LG | TD | PUNT RETURNS | NO | YDS | AVG | FC | LG | TD | | |
| Da. Williams | 1 | 13 | 13.0 | 1 | 13 | 0 | W. Welker | 4 | 64 | 16.0 | 0 | 20 | 0 | Da. Williams | 1 | 13 | 13.0 | 1 | 13 | 0 | W. Welker | 4 | 64 | 16.0 | 0 | 20 | 0 | | |
| [TOUCHBACK] | 1 | 0 | 0.0 | 0 | — | 0 | [DOWNED] | 1 | 0 | 0.0 | 0 | — | 0 | [TOUCHBACK] | 1 | 0 | 0.0 | 0 | — | 0 | [DOWNED] | 1 | 0 | 0.0 | 0 | — | 0 | | |
| | | | | | | | [TOUCHBACK] | 2 | 0 | 0.0 | 0 | — | 0 | | | | | | | | [TOUCHBACK] | 2 | 0 | 0.0 | 0 | — | 0 | | |
| RETURNS | 1 | 13 | 13.0 | 1 | 13 | 0 | RETURNS | 4 | 64 | 16.0 | 0 | 20 | 0 | RETURNS | 1 | 13 | 13.0 | 1 | 13 | 0 | RETURNS | 4 | 64 | 16.0 | 0 | 20 | 0 | | |
| KICKOFF RETURNS | NO | YDS | AVG | FC | LG | TD | KICKOFF RETURNS | NO | YDS | AVG | FC | LG | TD | KICKOFF RETURNS | NO | YDS | AVG | FC | LG | TD | KICKOFF RETURNS | NO | YDS | AVG | FC | LG | TD | | |
| Da. Williams | 3 | 79 | 26.3 | 0 | 29 | 0 | W. Welker | 2 | 51 | 25.5 | 0 | 28 | 0 | Da. Williams | 3 | 79 | 26.3 | 0 | 29 | 0 | W. Welker | 2 | 51 | 25.5 | 0 | 28 | 0 | | |
| C. Adams | 2 | 39 | 19.5 | 0 | 20 | 0 | [OUT OF BOUNDS] | 1 | 0 | 0.0 | 0 | — | 0 | C. Adams | 2 | 39 | 19.5 | 0 | 20 | 0 | [OUT OF BOUNDS] | 1 | 0 | 0.0 | 0 | — | 0 | | |
| [TOUCHBACK] | 1 | 0 | 0.0 | 0 | — | 0 | | | | | | | [TOUCHBACK] | 1 | 0 | 0.0 | 0 | — | 0 | | | | | | | | | | |
| RETURNS | 5 | 118 | 23.6 | 0 | 29 | 0 | RETURNS | 2 | 51 | 25.5 | 0 | 28 | 0 | RETURNS | 5 | 118 | 23.6 | 0 | 29 | 0 | RETURNS | 2 | 51 | 25.5 | 0 | 28 | 0 | | |
| Denver Broncos | Fum | Lost | Own | Yds | TD | Opp. Rec. | Yds | TD | Out Bnds | Miami Dolphins | Fum | Lost | Own | Yds | TD | Opp. Rec. | Yds | TD | Out Bnds | Denver Broncos | Fum | Lost | Own | Yds | TD | Opp. Rec. | Yds | TD | Out Bnds |
| J. Plummer | 1 | 1 | 1 | 0 | 0 | 0 | 0 | 0 | 0 | C. Chambers | 1 | 1 | 0 | 0 | 0 | 0 | 0 | 0 | 0 | J. Plummer | 1 | 1 | 1 | 0 | 0 | 0 | 0 | 0 | 0 |
| T. Bell | 1 | 0 | 0 | 0 | 0 | 0 | 0 | 0 | 0 | W. Welker | 1 | 1 | 0 | 0 | 0 | 0 | 0 | 0 | 0 | T. Bell | 1 | 0 | 0 | 0 | 0 | 0 | 0 | 0 | 0 |
| DJ. Williams | 0 | 0 | 0 | 0 | 0 | 1 | 0 | 0 | 0 | G. Frerotte | 1 | 0 | 0 | -10 | 0 | 0 | 0 | 0 | 0 | DJ. Williams | 0 | 0 | 0 | 0 | 0 | 0 | 0 | 0 | 0 |
| C. Bailey | 0 | 0 | 0 | 0 | 0 | 1 | 0 | 0 | 0 | R. Brown | 0 | 0 | 1 | 0 | 0 | 0 | 0 | 0 | 0 | C. Bailey | 0 | 0 | 0 | 0 | 0 | 0 | 0 | 0 | 0 |
| T. Devoe | 0 | 0 | 0 | 0 | 0 | 1 | 0 | 0 | 0 | J. Taylor | 0 | 0 | 0 | 0 | 0 | 1 | 85 | 1 | 0 | T. Devoe | 0 | 0 | 0 | 0 | 0 | 0 | 0 | 0 | 0 |
| T. Ford | 0 | 0 | 0 | 0 | 0 | 1 | 0 | 0 | 0 | TOTAL | 3 | 2 | 1 | -10 | 0 | 1 | 1 | 85 | 1 | T. Ford | 0 | 0 | 0 | 0 | 0 | 0 | 0 | 0 | 0 |
| TOTAL | 2 | 1 | 1 | 0 | 0 | 2 | 2 | 0 | 0 | TOTAL | 3 | 2 | 1 | -10 | 0 | 1 | 1 | 85 | 1 | TOTAL | 2 | 1 | 1 | 0 | 0 | 2 | 2 | 0 | 0 |

2

Denver 20, San Diego 17

Sunday, Sept. 18, 2005 • 2:15 p.m. MDT • INVESCO Field at Mile High • Denver

WEATHER: Sunny, 77°, Wind E 4 mph • TIME: 3:02 • ATTENDANCE: 75,310

The Denver Broncos improved to 10-1 in home openers under Head Coach Mike Shanahan with a 20-17 come-from-behind victory over AFC West rival San Diego on Sunday in front of 75,310 fans at INVESCO Field at Mile High. Denver won its first game of the year and seventh consecutive home contest in the month of September while the Chargers dropped to 0-2 on the year with the loss.

Cornerback Champ Bailey intercepted a pass for the second consecutive game, returning the Drew Brees throw 25 yards for a touchdown to begin the third quarter and start Denver's comeback from a 14-3 halftime deficit. Denver's Jason Elam kicked his 18th career game-winning/game-saving field goal, a 41-yarder, with five seconds remaining for the victory.

The Broncos' offense was led by wide receiver Rod Smith, who posted eight receptions for 83 yards on the way to eclipsing 11,000 career combined yards. Wideout Ashley Lelie also had a big day with 62 yards on six catches. Quarterback Jake Plummer finished the contest with 248 yards and one interception on 23-of-37 passing (62.2%).

Denver controlled the clock throughout much of the first half, holding the ball for more than 17 minutes. Elam scored the game's first points on a 45-yard field goal, but two touchdown runs by Chargers running back LaDainian Tomlinson put San Diego ahead 14-3 at halftime. Tomlinson's first scoring run, a 16-yarder, set an NFL record for consecutive games (14) with a rushing score.

The Broncos' defense excelled in the second half and did not allow a third-down conversion (0-for-6). On the first play of the third quarter, Bailey intercepted Brees and ran the takeaway back 25 yards for a touchdown to trim San Diego's lead to 14-10.

Midway through the fourth quarter, Broncos rookie cornerback Darront Williams broke free for a 37-yard punt return, which set the Broncos up at the San Diego 29-yard line. On first down, Plummer found running back Mike Anderson for a 26-yard catch. On first-and-goal from the 3, fullback Kyle Johnson punched it in for the touchdown and a 17-14 lead.

Brees moved the Chargers down to the Denver 24-yard line on their next possession, setting up a 42-yard field goal by Nate Kaeding to tie the score at 17 with 5:21 remaining in the contest.

Plummer drove Denver down the field on the ensuing possession. With 57 seconds left, the Broncos faced fourth-and-1 at the San Diego 33-yard line. Running back Ron Dayne found a 10-yard hole to gain the first down.

Two plays later, Elam hit a 41-yard field goal with 5 seconds remaining to secure a 20-17 victory for the Broncos.

OFFICIALS:

Referee — Gerry Austin (34); **Umpire** — Roy Ellison (81); **Head Linesman** — Jerry Bergman (91); **Line Judge** — Carl Johnson (101); **Side Judge** — Mike Weatherford (116); **Field Judge** — Scott Edwards (3); **Back Judge** — Jim Howey (37); **Replay** — James Wilson.

| | 1 | 2 | 3 | 4 | OT | TOTAL | FIELD GOALS (made () & missed) |
|----------------|--------------------|---|----|---|----|-------|---------------------------------|
| VISITOR | San Diego Chargers | 0 | 14 | 0 | 3 | 17 | N. Kaeding (42) |
| HOME | Denver Broncos | 3 | 0 | 7 | 10 | 20 | J. Elam (45) 53WL 53WR (41) |

| Team | Qtr | Clock Time | PLAY DESCRIPTION (Extra Point) (Drive Info) | SCORE Visitor | Home |
|----------|-----|------------|--|---------------|------|
| BRONCOS | 1 | 2:58 | J. Elam 45 yd. Field Goal (7-28, 3:08) | 0 | 3 |
| CHARGERS | 2 | 12:13 | L. Tomlinson 16 yd. run (N. Kaeding, kick) (11-80, 5:45) | 7 | 3 |
| CHARGERS | 2 | 4:55 | L. Tomlinson 4 yd. run (N. Kaeding, kick) (8-83, 4:40) | 14 | 3 |
| BRONCOS | 3 | 14:49 | C. Bailey 25 yd. interception return (J. Elam, kick) | 14 | 10 |
| BRONCOS | 4 | 8:46 | K. Johnson 3 yd. run (J. Elam, kick) (2-29, 0:55) | 14 | 17 |
| CHARGERS | 4 | 5:21 | N. Kaeding 42 yd. Field Goal (8-49, 3:25) | 17 | 17 |
| BRONCOS | 4 | 0:05 | J. Elam 41 yd. Field Goal (12-57, 5:16) | 17 | 20 |

DENVER BRONCOS

| OFFENSE | DEFENSE |
|--------------------|---------------------|
| WR 80 R. Smith | LE 91 E. Ekuban |
| LT 78 M. Lepsis | LT 96 M. Myers |
| LG 50 B. Hamilton | RT 61 G. Warren |
| C 66 T. Nalen | RE 93 T. Pryce |
| RG 65 C. Carlisle | WLB 52 I. Gold |
| RT 72 G. Foster | MLB 56 A. Wilson |
| TE 82 S. Alexander | SLB 55 DJ. Williams |
| WR 85 A. Lelie | LCB 24 C. Bailey |
| QB 16 J. Plummer | RCB 35 L. Walls |
| RB 38 M. Anderson | SS 25 N. Ferguson |
| FB 39 K. Johnson | FS 47 J. Lynch |

BRONCOS SUBSTITUTIONS: K 1 J. Elam, P 10 T. Sauerbrun, WR 14 T. Devoe, WR 17 D. Watts, CB 22 D. Foxworth, RB 26 T. Bell, CB 27 Da. Williams, RB 33 R. Dayne, RB 37 C. Sapp, S 42 S. Brandon, CB 45 R. Alexander, LB 51 K. Burns, LB 53 L. Green, LB 54 P. Chukwurah, DE 60 J. Engelberger, T 74 C. Green, G 77 D. Carswell, WR 81 C. Adams, TE/LS 83 M. Leach, TE 88 J. Putzier, DT 97 D. Veal, DE 98 C. Brown. **DID NOT PLAY:** QB 11 B. Van Pelt. **INACTIVE:** P/K 3 P. Ernst, WR 13 D. Terrell, S 23 Marq. Anderson, CB 41 K. Paymah, DT 75 M. Pope, TE 84 W. Duke, TE 89 N. Jackson, DE 95 M. Coleman.

SAN DIEGO CHARGERS

| OFFENSE | DEFENSE |
|--------------------|--------------------|
| WR 84 J. Peelle | LE 93 L. Castillo |
| LT 72 R. Oben | DT 76 J. Williams |
| LG 77 T. Fonoti | RE 74 J. Cesaire |
| C 61 N. Hardwick | OLB 51 B. Leber |
| RG 79 M. Goff | ILB 59 D. Edwards |
| RT 70 S. Olivea | ILB 58 R. Godfrey |
| TE 85 A. Gates | OLB 53 S. Foley |
| WR 87 K. McCardell | LCB 23 Q. Jammer |
| QB 9 D. Brees | RCB 29 D. Florence |
| FB 41 L. Neal | SS 48 T. Kiel |
| RB 21 L. Tomlinson | FS 27 B. Jue |

CHARGERS SUBSTITUTIONS: P 5 M. Scifres, K 10 N. Kaeding, CB 22 S. Davis, FS 24 J. Wilson, S 31 H. Milligan, RB 33 M. Turner, S 42 C. Hart, RB/KR 43 D. Sproles, LS 50 D. Binn, LB 54 S. Cooper, LB 56 S. Merriman, LB 57 M. Wilhelm, G 68 K. Dielman, DE 78 D. Scott, WR 81 K. Osgood, WR 82 R. Caldwell, WR 88 E. Parker, TE 89 R. Krause, LB 95 S. Phillips, DE 96 D. Ball. **DID NOT PLAY:** QB 17 P. Rivers, C/G 62 B. Hallen, T 75 L. Jordan. **INACTIVE:** 3QB 12 C. Lemon, CB 25 J. Fletcher, FB 34 A. Pinnock, C 63 S. Mruczkowski, WR 83 V. Jackson, LB 92 M. Harris, DE 98 D. Robinson, DE 99 I. Olshansky.

| FINAL INDIVIDUAL STATISTICS | | | | | | | | | | | | | | | | | | | | | | | | | | | | | | | | | |
|-----------------------------|-----|------|----------------|--------|------|--------------------|----------------|-----------------|----------------|-----|--------------|--------------------|----------------|----------------|-----------------|-----------------|------|--------------------|------|------------|----------------|--------|------|--------------------|------|------|----------------|------|------|--------------------|-----|------|------|
| San Diego Chargers | | | | | | | | | | | | | Denver Broncos | | | | | | | | | | | | | | | | | | | | |
| RUSHING | ATT | YDS | AVG | LG | TD | RUSHING | ATT | YDS | AVG | LG | TD | | RUSHING | ATT | YDS | AVG | LG | TD | | RUSHING | ATT | YDS | AVG | LG | TD | | | | | | | | |
| L. Tomlinson | 19 | 52 | 2.7 | 16 | 2 | M. Anderson | 15 | 49 | 3.3 | 8 | 0 | | D. Sproles | 1 | 12 | 12.0 | 12 | 0 | | R. Dayne | 8 | 44 | 5.5 | 13 | 0 | | | | | | | | |
| D. Sproles | 3 | 9 | 3.0 | 3 | 0 | K. Johnson | 1 | 3 | 3.0 | 3 | 1 | | L. Neal | 1 | 6 | 6.0 | 6 | 0 | | J. Plummer | 2 | 2 | 1.0 | 2 | 0 | | | | | | | | |
| M. Turner | 1 | 6 | 6.0 | 6 | 0 | J. Plummer | 2 | 2 | 1.0 | 2 | 0 | | TOTAL | 24 | 79 | 3.3 | 16 | 2 | | TOTAL | 26 | 98 | 3.8 | 13 | 1 | | | | | | | | |
| TOTAL | 24 | 79 | 3.3 | 16 | 2 | TOTAL | 26 | 98 | 3.8 | 13 | 1 | | | | | | | | | | | | | | | | | | | | | | |
| | | | | | | | | | | | | | | | | | | | | | | | | | | | | | | | | | |
| PASSING | ATT | CMP | YDS | TKD/YD | YD | LG | IN | Rtg. | PASSING | ATT | CMP | YDS | TKD/YD | YD | LG | IN | Rtg. | PASSING | ATT | CMP | YDS | TKD/YD | YD | LG | IN | Rtg. | | | | | | | |
| D. Brees | 23 | 15 | 175 | 4/41 | 0 | 24 | 1 | 70.0 | J. Plummer | 37 | 23 | 248 | 3/15 | 0 | 26 | 1 | 70.6 | D. Brees | 23 | 15 | 175 | 4/41 | 0 | 24 | 1 | 70.0 | | | | | | | |
| TOTAL | 23 | 15 | 175 | 4/41 | 0 | 24 | 1 | 70.0 | TOTAL | 37 | 23 | 248 | 3/15 | 0 | 26 | 1 | 70.6 | TOTAL | 37 | 23 | 248 | 3/15 | 0 | 26 | 1 | 70.6 | | | | | | | |
| | | | | | | | | | | | | | | | | | | | | | | | | | | | | | | | | | |
| PASS RECEIVING | | NO | YDS | AVG | LG | TD | PASS RECEIVING | | NO | YDS | AVG | LG | TD | PASS RECEIVING | | NO | YDS | AVG | LG | TD | PASS RECEIVING | | NO | YDS | AVG | LG | TD | | | | | | |
| A. Gates | 6 | 80 | 13.3 | 24 | 0 | R. Smith | 8 | 83 | 10.4 | 20 | 0 | K. McCardell | 4 | 54 | 13.5 | 20 | 0 | A. Lelie | 6 | 62 | 10.3 | 16 | 0 | M. Anderson | 3 | 41 | 13.7 | 26 | 0 | | | | |
| E. Parker | 3 | 30 | 10.0 | 19 | 0 | M. Anderson | 3 | 41 | 13.7 | 26 | 0 | L. Neal | 1 | 6 | 6.0 | 6 | 0 | C. Adams | 3 | 31 | 10.3 | 12 | 0 | J. Putzier | 1 | 16 | 16.0 | 16 | 0 | | | | |
| D. Sproles | 1 | 5 | 5.0 | 5 | 0 | D. Watts | 1 | 10 | 10.0 | 10 | 0 | D. Sproles | 1 | 5 | 5.0 | 5 | 0 | S. Alexander | 1 | 5 | 5.0 | 5 | 0 | D. Sproles | 1 | 5 | 5.0 | 5 | 0 | | | | |
| TOTAL | | 15 | 175 | 11.7 | 24 | 0 | TOTAL | | 23 | 248 | 10.8 | 26 | 0 | TOTAL | | 15 | 175 | 11.7 | 24 | 0 | TOTAL | | 23 | 248 | 10.8 | 26 | 0 | | | | | | |
| | | | | | | | | | | | | | | | | | | | | | | | | | | | | | | | | | |
| INTERCEPTIONS | | NO | YDS | AVG | LG | TD | INTERCEPTIONS | | NO | YDS | AVG | LG | TD | INTERCEPTIONS | | NO | YDS | AVG | LG | TD | INTERCEPTIONS | | NO | YDS | AVG | LG | TD | | | | | | |
| B. Jue | 1 | 8 | 8.0 | 8 | 0 | C. Bailey | 1 | 25 | 25.0 | 25 | 1 | B. Jue | 1 | 8 | 8.0 | 8 | 0 | C. Bailey | 1 | 25 | 25.0 | 25 | 1 | B. Jue | 1 | 8 | 8.0 | 8 | 0 | | | | |
| TOTAL | 1 | 8 | 8.0 | 8 | 0 | TOTAL | 1 | 25 | 25.0 | 25 | 1 | TOTAL | 1 | 8 | 8.0 | 8 | 0 | TOTAL | 1 | 25 | 25.0 | 25 | 1 | TOTAL | 1 | 8 | 8.0 | 8 | 0 | | | | |
| | | | | | | | | | | | | | | | | | | | | | | | | | | | | | | | | | |
| PUNTING | | NO | YDS | AVG | NET | TB | IN20 | LG | PUNTING | | NO | YDS | AVG | NET | TB | IN20 | LG | PUNTING | | NO | YDS | AVG | NET | TB | IN20 | LG | | | | | | | |
| M. Scifres | 6 | 275 | 45.8 | 34.8 | 0 | 0 | 54 | T. Sauerbrun | 3 | 132 | 44.0 | 44.0 | 0 | 3 | 52 | M. Scifres | 6 | 275 | 45.8 | 34.8 | 0 | 0 | 54 | T. Sauerbrun | 3 | 132 | 44.0 | 44.0 | 0 | 3 | 52 | | |
| TOTAL | 6 | 275 | 45.8 | 34.8 | 0 | 0 | 54 | TOTAL | 3 | 132 | 44.0 | 44.0 | 0 | 3 | 52 | TOTAL | 6 | 275 | 45.8 | 34.8 | 0 | 0 | 54 | TOTAL | 3 | 132 | 44.0 | 44.0 | 0 | 3 | 52 | | |
| | | | | | | | | | | | | | | | | | | | | | | | | | | | | | | | | | |
| PUNT RETURNS | | NO | YDS | AVG | FC | LG | TD | PUNT RETURNS | | NO | YDS | AVG | FC | LG | TD | PUNT RETURNS | | NO | YDS | AVG | FC | LG | TD | PUNT RETURNS | | NO | YDS | AVG | FC | LG | TD | | |
| D. Sproles | 1 | 0 | 0.0 | 0 | 0 | 0 | 0 | Da. Williams | 4 | 66 | 16.5 | 2 | 37 | 0 | D. Sproles | 1 | 0 | 0.0 | 0 | 0 | 0 | 0 | 0 | Da. Williams | 4 | 66 | 16.5 | 2 | 37 | 0 | | | |
| [DOWNED] | 1 | 0 | 0.0 | 0 | — | 0 | 0 | | | | | | | | [DOWNED] | 1 | 0 | 0.0 | 0 | — | 0 | 0 | | | | | | | | | | | |
| [OUT OF BOUNDS] | 1 | 0 | 0.0 | 0 | — | 0 | 0 | | | | | | | | [OUT OF BOUNDS] | 1 | 0 | 0.0 | 0 | — | 0 | 0 | | | | | | | | | | | |
| RETURNS | 1 | 0 | 0.0 | 0 | 0 | 0 | 0 | RETURNS | 4 | 66 | 16.5 | 2 | 37 | 0 | RETURNS | 1 | 0 | 0.0 | 0 | — | 0 | 0 | | | | | | | | | | | |
| | | | | | | | | | | | | | | | | | | | | | | | | | | | | | | | | | |
| KICKOFF RETURNS | | NO | YDS | AVG | FC | LG | TD | KICKOFF RETURNS | | NO | YDS | AVG | FC | LG | TD | KICKOFF RETURNS | | NO | YDS | AVG | FC | LG | TD | KICKOFF RETURNS | | NO | YDS | AVG | FC | LG | TD | | |
| D. Sproles | 3 | 71 | 23.7 | 0 | 27 | 0 | 0 | Da. Williams | 3 | 64 | 21.3 | 0 | 22 | 0 | D. Sproles | 3 | 71 | 23.7 | 0 | 27 | 0 | 0 | 0 | Da. Williams | 3 | 64 | 21.3 | 0 | 22 | 0 | | | |
| [TOUCHBACK] | 2 | 0 | 0.0 | 0 | — | 0 | 0 | [TOUCHBACK] | 1 | 0 | 0.0 | 0 | — | 0 | [TOUCHBACK] | 2 | 0 | 0.0 | 0 | — | 0 | 0 | 0 | [TOUCHBACK] | 1 | 0 | 0.0 | 0 | — | 0 | 0 | | |
| RETURNS | 3 | 71 | 23.7 | 0 | 27 | 0 | 0 | RETURNS | 3 | 64 | 21.3 | 0 | 22 | 0 | RETURNS | 3 | 71 | 23.7 | 0 | 27 | 0 | 0 | 0 | RETURNS | 3 | 64 | 21.3 | 0 | 22 | 0 | | | |
| | | | | | | | | | | | | | | | | | | | | | | | | | | | | | | | | | |
| San Diego Chargers | Own | Opp. | Denver Broncos | Own | Opp. | San Diego Chargers | Own | Opp. | Denver Broncos | Own | Opp. | San Diego Chargers | Own | Opp. | Denver Broncos | Own | Opp. | San Diego Chargers | Own | Opp. | Denver Broncos | Own | Opp. | San Diego Chargers | Own | Opp. | Denver Broncos | Own | Opp. | San Diego Chargers | Own | Opp. | |
| FUMBLES | Fum | Lost | Rec. | Yds | TD | Fum | Lost | Rec. | Yds | TD | Fum | Lost | Rec. | Yds | TD | Fum | Lost | Rec. | Yds | TD | Fum | Lost | Rec. | Yds | TD | Fum | Lost | Rec. | Yds | TD | Fum | Lost | Rec. |
| D. Brees | 1 | 1 | 0 | 0 | 0 | 0 | 0 | 0 | 0 | 0 | M. Anderson | 1 | 1 | 0 | 0 | 0 | 0 | 0 | 0 | 0 | 0 | 0 | 0 | 0 | 0 | 0 | 0 | 0 | 0 | 0 | 0 | 0 | 0 |
| R. Godfrey | 0 | 0 | 0 | 0 | 0 | 1 | 0 | 0 | 0 | 0 | Da. Williams | 1 | 0 | 0 | 0 | 0 | 0 | 0 | 0 | 0 | 0 | 0 | 0 | 0 | 0 | 0 | 0 | 0 | 0 | 0 | 0 | 0 | 0 |
| K. Osgood | 0 | 0 | 0 | 0 | 0 | 1 | 0 | 0 | 0 | 0 | J. Plummer | 1 | 0 | 0 | -10 | 0 | 0 | 0 | 0 | 0 | 0 | 0 | 0 | 0 | 0 | 0 | 0 | 0 | 0 | 0 | 0 | 0 | 0 |
| J. Williams | 0 | 0 | 0 | 0 | 0 | 0 | 1 | 0 | 0 | 0 | C. Carlisle | 0 | 0 | 1 | 0 | 0 | 0 | 0 | 0 | 0 | 0 | 0 | 0 | 0 | 0 | 0 | 0 | 0 | 0 | 0 | 0 | 0 | 0 |
| | | | | | | | | | | | C. Sapp | 0 | 0 | 1 | 0 | 0 | 0 | 0 | 0 | 0 | 0 | 0 | 0 | 0 | 0 | 0 | 0 | 0 | 0 | 0 | 0 | 0 | 0 |
| | | | | | | | | | | | I. Gold | 0 | 0 | 0 | 0 | 0 | 1 | 0 | 0 | 0 | 0 | 0 | 0 | 0 | 0 | 0 | 0 | 0 | 0 | 0 | 0 | 0 | 0 |
| | | | | | | | | | | | C. Brown | 0 | 0 | 0 | 0 | 0 | 0 | 1 | 0 | 0 | 0 | 0 | 0 | 0 | 0 | 0 | 0 | 0 | 0 | 0 | 0 | 0 | 0 |
| TOTAL | 1 | 1 | 0 | 0 | 0 | 2 | 1 | 0 | 0 | 0 | TOTAL | 3 | 1 | 2 | -10 | 0 | 1 | 1 | 0 | 0 | 0 | 0 | 0 | 0 | 0 | 0 | 0 | 0 | 0 | 0 | 0 | 0 | 0 |

| FINAL TEAM STATISTICS | | | | | |
|--|----------|----------|---|----------|----------|
| | CHARGERS | BRONCOS | | CHARGERS | BRONCOS |
| TOTAL FIRST DOWNS | 15 | 21 | FGs — PATs Had Blocked | 0-0 | 0-0 |
| By Rushing | 4 | 7 | Net punting average | 34.8 | 44.0 |
| By Passing | 10 | 13 | TOTAL RETURN YARDAGE (Not Including Kickoffs) | 8 | 91 |
| By Penalty | 1 | 1 | No. and Yards Punt Returns | 1-0 | 4-66 |
| THIRD DOWN EFFICIENCY | 4-12-33% | 6-16-38% | No. and Yards Kickoff Returns | 3-71 | 3-64 |
| FOURTH DOWN EFFICIENCY | 0-0-0% | 1-1-100% | No. and Yards Interception Returns | 1-8 | 1-25 |
| TOTAL NET YARDS | 213 | 331 | PENALTIES Number and Yards | 7-42 | 5-45 |
| Total Offensive Plays (inc. times thrown passing) | 51 | 66 | FUMBLES Number and Lost | 1-1 | 3-1 |
| Average gain per offensive play | 4.2 | 5.0 | TOUCHDOWNS | 2 | 2 |
| NET YARDS RUSHING | 79 | 98 | Rushing | 2 | 1 |
| Total Rushing Plays | 24 | 26 | Passing | 0 | 0 |
| Average gain per rushing play | 3.3 | 3.8 | Interceptions | 0 | 1 |
| Tackles for a loss — number and yards | 5-8 | 1-3 | EXTRA POINTS Made-Attempts | 2-2 | 2-2 |
| NET YARDS PASSING | 134 | 233 | Kicking Made-Attempts | 2-2 | 2-2 |
| Times thrown — yards lost attempting to pass | 4-41 | 3-15 | FIELD GOALS Made-Attempts | 1-1 | 2-4 |
| Gross yards passing | 175 | 248 | RED ZONE EFFICIENCY | 2-2-100% | 1-3-33% |
| PASS ATTEMPTS-COMPLETIONS-HAD INTERCEPTED | 23-15-1 | 37-23-1 | GOAL TO GO EFFICIENCY | 1-1-100% | 1-1-100% |
| Average gain per pass play (inc. # thrown passing) | 5.0 | 5.8 | SAFETIES | 0 | 0 |
| KICKOFFS Number-In End Zone-Touchbacks | 4-3-1 | 5-3-2 | FINAL SCORE | 17 | 20 |
| PUNTS Number and Average | 6-45.8 | 3-44.0 | TIME OF POSSESSION | 26:55 | 33:05 |
| Had Blocked | 0 | 0 | | | |

BRONCOS DEFENSIVE STATISTICS

(based on coaches' film review)

| PLAYER | UT | A | TT | S-YDS | I-YDS | PD | FF | FR | PLAYER | UT | A | TT | S-YDS | I-YDS | PD | FF | FR |
|--------------|----|---|-----|-------|-------|----|----|----|----------------|----|----|----|-------|-------|----|----|----|
| A. Wilson | 9 | 1 | 10 | 0-0 | 0-0 | 0 | 0 | 0 | C. Brown | 1 | 0 | 1 | 1-8 | 0-0 | 0 | 0 | 1 |
| J. Lynch | 7 | 1 | 8 | 1-12 | 0-0 | 0 | 0 | 0 | J. Engelberger | 1 | 0 | 1 | 0-0 | 0-0 | 0 | 0 | 0 |
| N. Ferguson | 5 | 2 | 7 | 0-0 | 0-0 | 0 | 0 | 0 | D. Veal | 1 | 0 | 1 | 1-14 | 0-0 | 0 | 0 | 0 |
| DJ. Williams | 4 | 1 | 5 | 0-0 | 0-0 | 0 | 0 | 0 | K. Burns | 0 | 1 | 1 | 0-0 | 0-0 | 0 | 0 | 0 |
| I. Gold | 0 | 4 | 1-7 | 0-0 | 0-0 | 0 | 0 | 0 | M. Myers | 0 | 1 | 1 | 0-0 | 0-0 | 0 | 0 | 0 |
| C. Bailey | 3 | 1 | 4 | 0-0 | 1-25 | 1 | 0 | 0 | Da. Williams | 0 | 0 | 0 | 0-0 | 0-0 | 1 | 0 | 0 |
| L. Walls | 2 | 0 | 2 | 0-0 | 0-0 | 0 | 0 | 0 | TEAM TOTALS | 40 | 11 | 51 | 4-41 | 1-25 | 2 | 1 | 1 |
| E. Ekuban | 1 | 1 | 2 | 0-0 | 0-0 | 0 | 0 | 0 | | | | | | | | | |
| T. Pryce | 1 | 1 | 2 | 0-0 | 0-0 | 0 | 0 | 0 | | | | | | | | | |
| G. Warren | 1 | 1 | 2 | 0-0 | 0-0 | 0 | 0 | 0 | | | | | | | | | |



Denver 30, Kansas City 10

Monday, Sept. 26, 2005 • 7:07 p.m. MDT • INVESCO Field at Mile High • Denver

WEATHER: Clear, 72°, Wind SE 6 mph • TIME: 3:05 • ATTENDANCE: 76,381

The Denver Broncos handed the Kansas City Chiefs their first loss of the season with a 30-10 win in front of 76,381 fans at INVESCO Field at Mile High and millions more watching on ABC's *Monday Night Football*.

Broncos wide receiver Rod Smith hauled in seven catches for 80 yards with one touchdown, becoming the 24th player in NFL history and the first undrafted player to reach 10,000 yards receiving in his career. Smith also went above the 100-catch mark (102) for his career in games played on *Monday Night Football*.

Running back Mike Anderson set the tone with 98 yards rushing, including a 44-yard touchdown run in the first quarter. The Broncos' rushing attack accounted for 221 yards on 37 carries, including two for 56 yards by wide receiver Ashley Lelie and five for 47 yards by second-year back Tatum Bell.

Quarterback Jake Plummer threw for 152 yards and one touchdown on 13-of-18 passing (72.2%) while also rushing for a score. His final passer rating was an impressive 116.0.

Although he did not register a sack, Broncos defensive end Trevor Pryce turned in an outstanding performance that included 10 quarterback pressures. He was voted *Monday Night Football's* Horse Trailer Player of the Game.

After a fumble by the Kansas City offense on its own 12 late in the first quarter with Denver leading 10-0, the Broncos took full advantage of the miscue by scoring on their first play of the drive. Plummer found Smith in the back of the end zone for a 12-yard touchdown pass, putting Denver ahead 17-0.

Denver kicker Jason Elam (51 yds.) and Chiefs kicker Lawrence Tynes (28 yds.) swapped field goals to round out the first-half scoring with the Broncos leading 20-3.

The Broncos received the ball at the start of the third quarter and put an impressive drive together starting from their own 30-yard line. Facing a fourth-and-goal from the Kansas City 1-yard line, Plummer faked a dive and then sprinted around the left side of the line for the scoring run, putting Denver ahead 27-3 at 8:34 of the third quarter.

Elam's third field goal of the game, a 25-yarder, extended the Broncos' lead to 30-3 at 12:30 of the fourth quarter.

Kansas City narrowed its deficit to 30-10 at the two-minute mark of the fourth quarter with a 21-yard touchdown connection between quarterback Trent Green and wide receiver Samie Parker.

Former Broncos wide receiver Eddie Kennison totaled a game-high 112 receiving yards on eight catches (14.0 avg.) for the Chiefs. Green completed 23-of-44 passes (52.3%) for 221 yards with one touchdown and no interceptions.

OFFICIALS:

Referee — Terry McAulay (77); **Umpire** — Carl Madsen (92); **Head Linesman** — Kent Payne (79); **Line Judge** — Mark Steinkerchner (84); **Side Judge** — Michael Banks (72); **Field Judge** — Greg Gautreaux (80); **Back Judge** — Tony Statore (112); **Replay** — Bobby Skelton.

| | 1 | 2 | 3 | 4 | OT | TOTAL | FIELD GOALS (made /) & missed |
|-----------------------------------|----|---|---|---|----|-------|--------------------------------|
| VISITOR Kansas City Chiefs | 0 | 3 | 0 | 7 | — | 10 | L. Tynes (28) |
| HOME Denver Broncos | 17 | 3 | 7 | 3 | — | 30 | J. Elam (30) (51) (25) 46LU |

| Team | Qtr | Clock Time | PLAY DESCRIPTION (Extra Point) (Drive Info) | SCORE Visitor | Home |
|---------|-----|------------|--|---------------|------|
| BRONCOS | 1 | 7:50 | J. Elam 30 yd. Field Goal (8-68, 3:29) | 0 | 3 |
| BRONCOS | 1 | 3:29 | M. Anderson 44 yd. run (J. Elam, kick) (3-80, 1:14) | 0 | 10 |
| BRONCOS | 1 | 2:36 | R. Smith 12 yd. pass from J. Plummer (J. Elam, kick) (1-12, 0:06) | 0 | 17 |
| BRONCOS | 2 | 5:59 | J. Elam 51 yd. Field Goal (9-42, 3:58) | 0 | 20 |
| CHIEFS | 2 | 0:24 | L. Tynes 28 yd. Field Goal (13-70, 5:35) | 3 | 20 |
| BRONCOS | 3 | 8:34 | J. Plummer 1 yd. run (J. Elam, kick) (10-70, 6:26) | 3 | 27 |
| BRONCOS | 4 | 12:30 | J. Elam 25 yd. Field Goal (13-82, 7:00) | 3 | 30 |
| CHIEFS | 4 | 2:00 | S. Parker 21 yd. pass from T. Green (L. Tynes, kick) (15-64, 3:58) | 10 | 30 |

DENVER BRONCOS

| OFFENSE | | | DEFENSE | | |
|---------|----|--------------|---------|----|--------------|
| WR | 80 | R. Smith | LE | 98 | C. Brown |
| LT | 78 | M. Lepsis | LT | 96 | M. Myers |
| LG | 50 | B. Hamilton | RT | 61 | G. Warren |
| C | 66 | T. Nalen | RE | 93 | T. Pryce |
| RG | 65 | C. Carlisle | WLB | 52 | I. Gold |
| RT | 72 | G. Foster | MLB | 56 | A. Wilson |
| TE | 82 | S. Alexander | SLB | 55 | DJ. Williams |
| WR | 85 | A. Lelie | LCB | 24 | C. Bailey |
| QB | 16 | J. Plummer | RCB | 27 | Da. Williams |
| RB | 38 | M. Anderson | SS | 25 | N. Ferguson |
| FB | 39 | K. Johnson | FS | 47 | J. Lynch |

BRONCOS SUBSTITUTIONS: K 1 J. Elam, P 10 T. Sauerbrun, WR 17 D. Watts, CB 22 D. Foxworth, S 23 Marq. Anderson, RB 26 T. Bell, RB 33 R. Dayne, CB 35 L. Walls, RB 37 C. Sapp, S 42 S. Brandon, CB 45 R. Alexander, LB 51 K. Burns, LB 53 L. Green, LB 54 P. Chukwurah, DE 60 J. Engelberger, T 74 C. Green, G 77 D. Carswell, WR 81 C. Adams, TE/LS 83 M. Leach, TE 88 J. Putzier, DE 91 E. Ekuban, DT 97 D. Veal. **DID NOT PLAY:** QB 11 B. Van Pelt. **INACTIVE:** WR 13 D. Terrell, WR 14 T. Devoe, RB 21 Q. Griffin, CB 41 K. Paymah, DT 75 M. Pope, TE 84 W. Duke, TE 89 N. Jackson, DE 95 M. Coleman.

KANSAS CITY CHIEFS

| OFFENSE | | | DEFENSE | | |
|---------|----|---------------|---------|----|--------------|
| WR | 18 | S. Parker | LE | 98 | E. Hicks |
| LT | 65 | J. Black | LT | 93 | J. Brownning |
| LG | 54 | B. Waters | RT | 75 | L. Dalton |
| C | 62 | C. Wiegmann | RE | 69 | J. Allen |
| RG | 68 | W. Shields | LOLB | 56 | D. Johnson |
| RT | 67 | C. Bober | MLB | 50 | K. Mitchell |
| TE | 88 | T. Gonzalez | ROLB | 99 | K. Bell |
| WR | 87 | E. Kennison | LCB | 23 | P. Surtain |
| QB | 10 | T. Green | RCB | 22 | D. McClellan |
| RB | 31 | P. Holmes | SS | 29 | S. Knight |
| FB | 49 | T. Richardson | FS | 25 | G. Wesley |

CHIEFS SUBSTITUTIONS: K 1 L. Tynes, P 2 D. Colquitt, CB 20 B. Sapp, S 21 J. Woods, S 24 W. Barteel, RB 27 L. Johnson, CB 30 D. Washington, FB 42 R. Cruz, LB 51 B. Grigsby, LB 53 K. Griffin, DE 55 G. Stills, C 66 J. Ingram, T 79 K. Sampson, WR 81 C. Horn, WR 82 D. Hall, TE 83 K. Gammon, TE 84 K. Wilson, TE 89 J. Dunn, LB 91 R. Scanlon, DT 94 J. Slavi, DE 95 K. Long, DE 96 J. Wilkerson. **DID NOT PLAY:** QB 15 T. Collins. **INACTIVE:** 30B 11 D. Huard, T 71 W. Svitek, T 72 J. Parquet, T 77 W. Roof, WR 85 M. Boerigter, T 90 R. Sims, DE 92 C. Hall, LB 97 K. Fox.

FINAL INDIVIDUAL STATISTICS

| Kansas City Chiefs | | | | | | | | | | Denver Broncos | | | | | | | | | | | | | | | | | | | | | | | | | | | | | | | | |
|------------------------------------|-----|-----|------|------------|----|------|----|------|--|--|------|----------------------------------|--------------------------------|-----|----------------|-----------------|------------|------|----------------|-------------|-------|--|--|--|----|-----|------|------|------|------|------|------|-----|----|----|------|-----|----|------|---|---|---|
| RUSHING P. Holmes L. Johnson | ATT | YDS | AVG | LG | TD | | | | | RUSHING M. Anderson A. Lelie T. Bell J. Plummer R. Dayne K. Johnson TOTAL | ATT | YDS | AVG | LG | TD | | | | | | | | | | | | | | | | | | | | | | | | | | | |
| | 14 | 61 | 4.4 | 16 | 0 | | | | | | 20 | 98 | 4.9 | 44 | 1 | | | | | | | | | | | | | | | | | | | | | | | | | | | |
| | 8 | 13 | 1.6 | 6 | 0 | | | | | | 2 | 56 | 28.0 | 39 | 0 | | | | | | | | | | | | | | | | | | | | | | | | | | | |
| | | | | | | | | | | | 5 | 47 | 9.4 | 24 | 0 | | | | | | | | | | | | | | | | | | | | | | | | | | | |
| TOTAL | | | | | | | | | | 22 | 74 | 3.4 | 16 | 0 | TOTAL | | | | | | | | | | 37 | 221 | 6.0 | 44 | 2 | | | | | | | | | | | | | |
| PASSING T. Green TOTAL | ATT | CMP | YDS | TKD/ YD | TD | LG | IN | Rtg. | | | | | PASSING J. Plummer TOTAL | ATT | CMP | YDS | TKD/ YD | TD | LG | IN | Rtg. | | | | | | | | | | | | | | | | | | | | | |
| | 44 | 23 | 221 | 2/10 | 1 | 26 | 0 | 74.1 | | | | | | 18 | 13 | 152 | 1/15 | 1 | 21 | 0 | 116.0 | | | | | | | | | | | | | | | | | | | | | |
| | 44 | 23 | 221 | 2/10 | 1 | 26 | 0 | 74.1 | | | | | | 18 | 13 | 152 | 1/15 | 1 | 21 | 0 | 116.0 | | | | | | | | | | | | | | | | | | | | | |
| | | | | | | | | | | | | | | | | | | | | | | | | | | | | | | | | | | | | | | | | | | |
| PASS RECEIVING | | | | | | | | | | NO | YDS | AVG | LG | TD | PASS RECEIVING | | | | | | | | | | NO | YDS | AVG | LG | TD | | | | | | | | | | | | | |
| E. Kennison | | | | | | | | | | 8 | 112 | 14.0 | 26 | 0 | R. Smith | | | | | | | | | | 7 | 80 | 11.4 | 21 | 1 | | | | | | | | | | | | | |
| T. Gonzalez | | | | | | | | | | 5 | 29 | 5.8 | 7 | 0 | C. Adams | | | | | | | | | | 2 | 23 | 11.5 | 21 | 0 | | | | | | | | | | | | | |
| P. Holmes | | | | | | | | | | 3 | 32 | 10.7 | 23 | 0 | A. Lelie | | | | | | | | | | 1 | 16 | 16.0 | 16 | 0 | | | | | | | | | | | | | |
| D. Hall | | | | | | | | | | 3 | 18 | 6.0 | 7 | 0 | D. Watts | | | | | | | | | | 1 | 12 | 12.0 | 12 | 0 | | | | | | | | | | | | | |
| S. Parker | | | | | | | | | | 2 | 21 | 10.5 | 21 | 1 | C. Sapp | | | | | | | | | | 1 | 12 | 12.0 | 12 | 0 | | | | | | | | | | | | | |
| K. Wilson | | | | | | | | | | 1 | 6 | 6.0 | 6 | 0 | S. Alexander | | | | | | | | | | 1 | 9 | 9.0 | 9 | 0 | | | | | | | | | | | | | |
| T. Richardson | | | | | | | | | | 1 | 3 | 3.0 | 3 | 0 | TOTAL | | | | | | | | | | 13 | 152 | 11.7 | 21 | 1 | | | | | | | | | | | | | |
| TOTAL | | | | | | | | | | 23 | 221 | 9.6 | 26 | 1 | TOTAL | | | | | | | | | | 13 | 152 | 11.7 | 21 | 1 | | | | | | | | | | | | | |
| INTERCEPTIONS | | | | | | | | | | NO | YDS | AVG | LG | TD | INTERCEPTIONS | | | | | | | | | | NO | YDS | AVG | LG | TD | | | | | | | | | | | | | |
| TOTAL | | | | | | | | | | 0 | 0 | 0.0 | 0 | 0 | TOTAL | | | | | | | | | | 0 | 0 | 0.0 | 0 | 0 | | | | | | | | | | | | | |
| PUNTING D. Colquitt TOTAL | NO | YDS | AVG | NET | TB | IN20 | LG | | | | | PUNTING T. Sauerbrun TOTAL | NO | YDS | AVG | NET | TB | IN20 | LG | | | | | | | | | | | | | | | | | | | | | | | |
| | 6 | 227 | 37.8 | 34.3 | 1 | 2 | 52 | | | | | | 1 | 55 | 55.0 | 45.0 | 0 | 55 | | | | | | | | | | | | | | | | | | | | | | | | |
| TOTAL | | | | | | | | | | 6 | 227 | 37.8 | 34.3 | 1 | 2 | 52 | TOTAL | | | | | | | | | | 1 | 55 | 55.0 | 45.0 | 0 | 55 | | | | | | | | | | |
| PUNT RETURNS | | | | | | | | | | NO | YDS | AVG | FC | LG | TD | PUNT RETURNS | | | | | | | | | | NO | YDS | AVG | FC | LG | TD | | | | | | | | | | | |
| D. Hall | | | | | | | | | | 1 | 10 | 10.0 | 0 | 10 | 0 | Da. Williams | | | | | | | | | | 1 | 1 | 1.0 | 0 | 1 | 0 | | | | | | | | | | | |
| | | | | | | | | | | | | | | | | C. Adams | | | | | | | | | | 1 | 0 | 0.0 | 1 | — | 0 | | | | | | | | | | | |
| | | | | | | | | | | | | | | | | [DOWNED] | | | | | | | | | | 1 | 0 | 0.0 | 0 | — | 0 | | | | | | | | | | | |
| | | | | | | | | | | | | | | | | [OUT OF BOUNDS] | | | | | | | | | | 1 | 0 | 0.0 | 0 | — | 0 | | | | | | | | | | | |
| | | | | | | | | | | | | | | | | [TOUCHBACK] | | | | | | | | | | 1 | 0 | 0.0 | 0 | — | 0 | | | | | | | | | | | |
| RETURNS | | | | | | | | | | 1 | 10 | 10.0 | 0 | 10 | 0 | RETURNS | | | | | | | | | | 2 | 1 | 0.5 | 1 | 1 | 0 | | | | | | | | | | | |
| KICKOFF RETURNS | | | | | | | | | | NO | YDS | AVG | FC | LG | TD | KICKOFF RETURNS | | | | | | | | | | NO | YDS | AVG | FC | LG | TD | | | | | | | | | | | |
| D. Hall | | | | | | | | | | 5 | 125 | 25.0 | 0 | 32 | 0 | Da. Williams | | | | | | | | | | 1 | 32 | 32.0 | 0 | 32 | 0 | | | | | | | | | | | |
| [TOUCHBACK] | | | | | | | | | | 2 | 0 | 0.0 | 0 | — | 0 | [OUT OF BOUNDS] | | | | | | | | | | 1 | 0 | 0.0 | 0 | — | 0 | | | | | | | | | | | |
| | | | | | | | | | | | | | | | | [TOUCHBACK] | | | | | | | | | | 1 | 0 | 0.0 | 0 | — | 0 | | | | | | | | | | | |
| TOTAL | | | | | | | | | | 5 | 125 | 25.0 | 0 | 32 | 0 | TOTAL | | | | | | | | | | 1 | 32 | 32.0 | 0 | 32 | 0 | | | | | | | | | | | |
| Kansas City Chiefs | | | | | | | | | | Own | | | | | | | | | Denver Broncos | | | | | | | | | | Own | | | | | | | | | | | | | |
| FUMBLES | | | | | | | | | | Fum | Lost | Rec. | Yds | TD | FF | Rec. | Yds | TD | Bnds | FUMBLES | | | | | | | | | | Fum | Lost | Rec. | Yds | TD | FF | Rec. | Yds | TD | Bnds | | | |
| L. Johnson | | | | | | | | | | 1 | 0 | 0 | 0 | 0 | 0 | 0 | 0 | 0 | 0 | C. Adams | | | | | | | | | | 2 | 0 | 0 | 0 | 0 | 0 | 0 | 0 | 0 | 0 | 0 | 0 | 0 |
| D. Johnson | | | | | | | | | | 0 | 0 | 0 | 0 | 0 | 1 | 0 | 0 | 0 | 0 | D. Foxworth | | | | | | | | | | 0 | 0 | 1 | 0 | 0 | 0 | 0 | 0 | 0 | 0 | 0 | 0 | 0 |
| | | | | | | | | | | | | | | | | | | | I. Gold | | | | | | | | | | 0 | 0 | 0 | 0 | 0 | 0 | 0 | 0 | 0 | 0 | 0 | 0 | 0 | |
| | | | | | | | | | | | | | | | | | | | C. Brown | | | | | | | | | | 0 | 0 | 0 | 0 | 0 | 0 | 0 | 0 | 0 | 0 | 0 | 0 | 0 | |
| TOTAL | | | | | | | | | | 1 | 1 | 0 | 0 | 0 | 1 | 0 | 0 | 0 | 0 | TOTAL | | | | | | | | | | 2 | 0 | 1 | 0 | 0 | 1 | 1 | 0 | 0 | 0 | 0 | 0 | 0 |

FINAL TEAM STATISTICS

| | CHIEFS | BRONCOS | | CHIEFS | BRONCOS |
|--|----------|----------|---|--------|---------|
| TOTAL FIRST DOWNS | 18 | 24 | FGs — PATs Had Blocked | 0-0 | 0-0 |
| By Rushing | 5 | 12 | Net punting average | 34.3 | 45.0 |
| By Passing | 11 | 9 | TOTAL RETURN YARDAGE (Not Including Kickoffs) | 10 | 1 |
| By Penalty | 2 | 3 | No. and Yards Punt Returns | 1-10 | 2-1 |
| THIRD DOWN EFFICIENCY | 4-15-27% | 2-8-25% | No. and Yards Kickoff Returns | 5-125 | 1-32 |
| FOURTH DOWN EFFICIENCY | 4-4-100% | 1-1-100% | No. and Yards Interception Returns | 0-0 | 0-0 |
| TOTAL NET YARDS | 285 | 358 | PENALTIES Number and Yards | 13-118 | 4-30 |
| Total Offensive Plays (inc. times thrown passing) | 68 | 56 | FUMBLES Number and Lost | 1-1 | 2-0 |
| Average gain per offensive play | 4.2 | 6.4 | TOUCHDOWNS | 1 | 3 |
| NET YARDS RUSHING | 74 | 221 | Rushing | 0 | 2 |
| Total Rushing Plays | 22 | 37 | Passing | 0 | 1 |
| Average gain per rushing play | 3.4 | 6.0 | Interceptions | 0 | 0 |
| Tackles for a loss — number and yards | 2-3 | 1-2 | EXTRA POINTS Made-Attempts | 1-1 | 3-3 |
| NET YARDS PASSING | 211 | 137 | Kicking Made-Attempts | 1-1 | 3-3 |
| Times thrown — yards lost attempting to pass | 2-10 | 1-15 | FIELD GOALS Made-Attempts | 1-1 | 3-4 |
| Gross yards passing | 221 | 152 | RED ZONE EFFICIENCY | 0-1-0% | 2-4-50% |
| PASS ATTEMPTS-COMPLETIONS-HAD INTERCEPTED | 44-23-0 | 18-13-0 | GOAL TO GO EFFICIENCY | 0-1-0% | 1-2-50% |
| Average gain per pass play (inc. # thrown passing) | 4.6 | 7.2 | SAFETIES | 0 | 0 |
| KICKOFFS Number-In End Zone-Touchbacks | 3-2-1 | 7-6-2 | FINAL SCORE | 10 | 30 |
| PUNTS Number and Average | 6-37.8 | 1-55.0 | TIME OF POSSESSION | 29:52 | 30:08 |
| Had Blocked | 0 | 0 | | | |

BRONCOS DEFENSIVE STATISTICS

| (based on coaches' film review) | | | | | | | | | | | | | | | |
|---------------------------------|--|--|--|--|--|--|--|--|--|--|--|--|--|--|--|
|---------------------------------|--|--|--|--|--|--|--|--|--|--|--|--|--|--|--|



Denver 20, Jacksonville 7

Sunday, Oct. 2, 2005 • 1:02 p.m. EDT • ALLTEL Stadium • Jacksonville, Fla.

WEATHER: Rain, 82°, Wind E 10 mph • TIME: 3:08 • ATTENDANCE: 66,045

The Denver Broncos defeated the Jacksonville Jaguars 20-7 in front of 66,045 fans at ALLTEL Stadium on Sunday, securing their third consecutive victory and first road win of the year.

Denver limited the Jaguars to 12 rushing yards on 11 carries (1.1 avg.) to mark the second-lowest single-game rushing total by an opponent in team history and lowest since the team held Kansas City to 0 rushing yards on Dec. 19, 1965. The Broncos' Dwayne Carswell, a former tight end, became the first offensive lineman in the Super Bowl era (since 1966) to catch two touchdown passes in a contest (1 and 2 yds.), accounting for the team's only touchdowns on the afternoon.

Denver running back Mike Anderson recorded the ninth 100-yard game of his career and first such game since 2001 with 115 yards on 23 carries (5.0 avg.). Quarterback Jake Plummer finished the game with a 110.4 passer rating, throwing for 136 yards on 19-of-26 passing (73.1%) with the two scoring tosses to Carswell and no interceptions.

Safety Nick Ferguson and rookie cornerback Domonique Foxworth, who made the first start of his career, both posted one interception for the Broncos.

Denver was able to move the ball in the first quarter, but kicker Jason Elam missed a 41-yard field-goal attempt wide left and had a 46-yard attempt blocked by the Jaguars' Rashean Mathis.

Plummer drove the Broncos 80 yards on 17 plays early in the second quarter, capping the drive off with a 2-yard touchdown pass to guard Carswell, who was an eligible receiver on the play, to give Denver a 7-0 lead. On Denver's ensuing possession, Plummer capped a 64-yard drive with another scoring pass (1 yd.) to Carswell, putting the Broncos ahead 14-0 with 43 seconds remaining in the first half.

The Jaguars trimmed Denver's lead to 14-7 when quarterback Byron Leftwich connected with wide receiver Jimmy Smith for a 45-yard touchdown at 8:52 of the third quarter.

Two Broncos interceptions in the fourth quarter set up two Elam field goals, creating a comfortable 20-7 lead with 2:47 remaining in the game. Foxworth posted an interception at 12:31 of the period, putting Elam in position for an eventual 33-yard field goal, while Ferguson's pick with 6:19 remaining set up Elam's 42-yard conversion.

Denver's victory was even more impressive considering the club was missing two key members of its secondary with injuries. All-Pro cornerback Champ Bailey (hamstring) saw his streak of 99 consecutive starts end while rookie cornerback Darrent Williams (ankle) also sat out.

OFFICIALS:

Referee — Tom White (123); **Umpire** — Jeff Rice (44); **Head Linesman** — Ed Camp (134); **Line Judge** — Jerome Boger (109); **Side Judge** — Joe Larrew (73); **Field Judge** — Scott Steenson (88); **Back Judge** — Perry Paganelli (46); **Replay** — Al Hynes.

| | | 1 | 2 | 3 | 4 | OT | TOTAL | | |
|----------------|----------------------|------------|--|---|---|----|---------|--|--|
| VISITOR | Denver Broncos | 0 | 14 | 0 | 6 | — | 20 | FIELD GOALS (made /) & missed) | |
| HOME | Jacksonville Jaguars | 0 | 0 | 7 | 0 | — | 7 | J. Elam 41W/L 46B (33) (42) | |
| Team | Qtr | Clock Time | PLAY DESCRIPTION (Extra Point) (Drive Info) | | | | SCORE | | |
| | | | | | | | Visitor | Home | |
| BRONCOS | 2 | 6:48 | D. Carswell 2 yd. pass from J. Plummer (J. Elam, kick) (17-80, 9:15) | | | | 7 | 0 | |
| BRONCOS | 2 | 0:43 | D. Carswell 1 yd. pass from J. Plummer (J. Elam, kick) (8-64, 3:55) | | | | 14 | 0 | |
| JAGUARS | 3 | 8:52 | J. Smith 45 yd. pass from B. Leftwich (J. Scobee, kick) (5-66, 2:13) | | | | 14 | 7 | |
| BRONCOS | 4 | 8:48 | J. Elam 33 yd. Field Goal (7-36, 3:29) | | | | 17 | 7 | |
| BRONCOS | 4 | 2:42 | J. Elam 42 yd. Field Goal (7-39, 3:22) | | | | 20 | 7 | |

DENVER BRONCOS

| OFFENSE | | | DEFENSE | | |
|---------|--------------|--------|--------------|--|--|
| WR 80 | R. Smith | LE 98 | C. Brown | | |
| LT 78 | M. Lepsis | LT 96 | M. Myers | | |
| LG 50 | B. Hamilton | RT 61 | G. Warren | | |
| C 66 | T. Nalen | RE 93 | T. Pryce | | |
| RG 65 | C. Carlisle | OLB 52 | I. Gold | | |
| RT 72 | G. Foster | MLB 56 | A. Wilson | | |
| TE 82 | S. Alexander | OLB 55 | DJ. Williams | | |
| WR 85 | A. Lelie | LCB 22 | D. Foxworth | | |
| QB 16 | J. Plummer | RCB 35 | L. Walls | | |
| RB 38 | M. Anderson | SS 25 | N. Ferguson | | |
| FB 39 | K. Johnson | FS 47 | J. Lynch | | |

BRONCOS SUBSTITUTIONS: K 1 J. Elam, P 10 T. Sauerbrun, WR 14 T. Devoe, WR 17 D. Watts, S 23 Marq. Anderson, RB 26 T. Bell, RB 33 R. Dayne, RB 37 C. Sapp, CB 40 C. Cox, CB 41 K. Paymah, S 42 S. Brandon, LB 51 K. Burns, DE 60 J. Engelberger, T 74 C. Green, G 77 D. Carswell, WR 81 C. Adams, TE/LS 83 M. Leach, TE 88 J. Putzier, TE 89 N. Jackson, DE 91 E. Ekuban, DE 95 M. Coleman, DT 97 D. Veal
DID NOT PLAY: QB 11 B. Van Pelt. **INACTIVE:** WR 13 D. Terrell, CB 24 C. Bailey, CB 27 Da. Williams, CB 45 R. Alexander, LB 53 L. Green, LB 54 P. Chukwurah, DT 75 M. Pope, TE 84 W. Duke.

JACKSONVILLE JAGUARS

| OFFENSE | | | DEFENSE | | |
|---------|-------------|--------|--------------|--|--|
| WR 82 | J. Smith | LE 97 | R. Hayward | | |
| LT 76 | E. Salaam | LT 99 | M. Stroud | | |
| LG 67 | V. Manuwai | RT 98 | J. Henderson | | |
| C 63 | B. Meester | RE 95 | P. Spicer | | |
| RG 65 | C. Naeole | OLB 51 | A. Ayodele | | |
| RT 74 | M. Williams | MLB 54 | M. Peterson | | |
| TE 80 | K. Brady | OLB 52 | D. Smith | | |
| WR 11 | R. Williams | LCB 27 | R. Mathis | | |
| QB 7 | B. Leftwich | RCB 25 | K. Wright | | |
| RB 28 | F. Taylor | SS 35 | D. Cooper | | |
| FB 33 | G. Jones | FS 37 | D. Grant | | |

JAGUARS SUBSTITUTIONS: P 2 C. Hanson, PK 10 J. Scobee, WR 18 M. Jones, WR 19 E. Wilford, CB 21 T. Cousin, RB 22 L. Toefield, CB 31 S. Starks, RB 34 A. Pearman, S 41 N. Sorensen, S 43 G. Sensabaugh, LB 50 T. Gilbert, LB 53 P. Thomas, LB 59 T. White, C 62 D. Norman, T 69 K. Barnes, DE 75 M. Wiley, TE 86 B. Jones, TE 87 G. Wright, LS/TE 88 J. Zelenka, DT 92 R. Meier, DE 93 B. McCray. **DID NOT PLAY:** QB 9 D. Garrard, OL 83 D. Fletcher. **INACTIVE:** QB 5 Q. Gray, CB 26 D. Richardson, RB/KR 36 D. Wimbush, G 61 D. Connolly, T 72 M. Pearson, WR 85 C. Hankton, DT 90 M. Chase, DT 91 A. Maddox.

FINAL INDIVIDUAL STATISTICS

| Denver Broncos | | | | | | | | | | | Jacksonville Jaguars | | | | | | | | | | | | | | | | | | |
|-----------------|-----|------|------|------|----|----------------|-----------------|-----------|------|----------------------|----------------------|----------------|------|-----------------|------|-----------|------|------|------|----------------------|------|-------------|-----|------|-----|------|-----|------|-----|
| RUSHING | ATT | YDS | AVG | LG | TD | RUSHING | ATT | YDS | AVG | LG | TD | RUSHING | ATT | YDS | AVG | LG | TD | | | | | | | | | | | | |
| M. Anderson | 23 | 115 | 5.0 | 22 | 0 | F. Taylor | 8 | 14 | 1.8 | 5 | 0 | B. Leftwich | 1 | 3 | 3.0 | 3 | 0 | | | | | | | | | | | | |
| T. Bell | 15 | 60 | 4.0 | 12 | 0 | B. Leftwich | 1 | 3 | 3.0 | 3 | 0 | G. Jones | 1 | 2 | 2.0 | 2 | 0 | | | | | | | | | | | | |
| C. Adams | 1 | 13 | 13.0 | 13 | 0 | G. Jones | 1 | 2 | 2.0 | 2 | 0 | M. Jones | 1 | -7 | -7.0 | -7 | 0 | | | | | | | | | | | | |
| R. Dayne | 2 | 3 | 1.5 | 3 | 0 | M. Jones | 1 | -7 | -7.0 | -7 | 0 | | | | | | | | | | | | | | | | | | |
| J. Plummer | 3 | -3 | -1.0 | 1 | 0 | | | | | | | | | | | | | | | | | | | | | | | | |
| TOTAL | 44 | 188 | 4.3 | 22 | 0 | TOTAL | 11 | 12 | 1.1 | 5 | 0 | | | | | | | | | | | | | | | | | | |
| PASSING | ATT | CMP | TKD/ | | | YD | TD | LG | IN | Rtg. | PASSING | ATT | CMP | TKD/ | | | YD | TD | LG | IN | Rtg. | | | | | | | | |
| J. Plummer | 26 | 19 | 136 | 3/18 | 2 | 14 | 0 | 110.4 | | | B. Leftwich | 34 | 20 | 240 | 2/11 | 1 | 45 | 2 | 65.8 | | | | | | | | | | |
| TOTAL | 26 | 19 | 136 | 3/18 | 2 | 14 | 0 | 110.4 | | | TOTAL | 34 | 20 | 240 | 2/11 | 1 | 45 | 2 | 65.8 | | | | | | | | | | |
| PASS RECEIVING | NO | YDS | AVG | LG | TD | PASS RECEIVING | NO | YDS | AVG | LG | TD | PASS RECEIVING | NO | YDS | AVG | LG | TD | | | | | | | | | | | | |
| R. Smith | 4 | 33 | 8.3 | 14 | 0 | J. Smith | 5 | 109 | 21.8 | 45 | 1 | A. Pearman | 4 | 42 | 10.5 | 18 | 0 | | | | | | | | | | | | |
| M. Anderson | 3 | 27 | 9.0 | 14 | 0 | A. Pearman | 4 | 42 | 10.5 | 18 | 0 | M. Jones | 3 | 27 | 9.0 | 14 | 0 | | | | | | | | | | | | |
| S. Alexander | 3 | 27 | 9.0 | 13 | 0 | M. Jones | 3 | 27 | 9.0 | 14 | 0 | R. Williams | 3 | 22 | 7.3 | 11 | 0 | | | | | | | | | | | | |
| J. Putzier | 2 | 15 | 7.5 | 10 | 0 | R. Williams | 3 | 22 | 7.3 | 11 | 0 | E. Wilford | 2 | 17 | 8.5 | 12 | 0 | | | | | | | | | | | | |
| D. Carswell | 2 | 3 | 1.5 | 2 | 2 | E. Wilford | 2 | 17 | 8.5 | 12 | 0 | F. Taylor | 1 | 13 | 13.0 | 13 | 0 | | | | | | | | | | | | |
| A. Lelie | 1 | 13 | 13.0 | 13 | 0 | F. Taylor | 1 | 13 | 13.0 | 13 | 0 | G. Wright | 1 | 6 | 6.0 | 6 | 0 | | | | | | | | | | | | |
| C. Adams | 1 | 9 | 9.0 | 9 | 0 | G. Wright | 1 | 6 | 6.0 | 6 | 0 | G. Jones | 1 | 4 | 4.0 | 4 | 0 | | | | | | | | | | | | |
| T. Bell | 1 | 6 | 6.0 | 6 | 0 | G. Jones | 1 | 4 | 4.0 | 4 | 0 | | | | | | | | | | | | | | | | | | |
| C. Sapp | 1 | 5 | 5.0 | 5 | 0 | | | | | | | | | | | | | | | | | | | | | | | | |
| K. Johnson | 1 | -2 | -2.0 | -2 | 0 | | | | | | | | | | | | | | | | | | | | | | | | |
| TOTAL | 19 | 136 | 7.2 | 14 | 2 | TOTAL | 20 | 240 | 12.0 | 45 | 1 | | | | | | | | | | | | | | | | | | |
| INTERCEPTIONS | NO | YDS | AVG | LG | TD | INTERCEPTIONS | NO | YDS | AVG | LG | TD | INTERCEPTIONS | NO | YDS | AVG | LG | TD | | | | | | | | | | | | |
| N. Ferguson | 1 | 30 | 30.0 | 30 | 0 | | | | | | | | | | | | | | | | | | | | | | | | |
| D. Foxworth | 1 | 23 | 23.0 | 23 | 0 | | | | | | | | | | | | | | | | | | | | | | | | |
| TOTAL | 2 | 53 | 26.5 | 30 | 0 | TOTAL | 0 | 0 | 0.0 | — | 0 | | | | | | | | | | | | | | | | | | |
| PUNTING | NO | YDS | AVG | NET | TB | INT | LG | PUNTING | NO | YDS | AVG | NET | TB | INT | LG | PUNTING | NO | YDS | AVG | NET | TB | INT | LG | | | | | | |
| T. Sauerbrun | 4 | 194 | 48.5 | 42.5 | 0 | 2 | 56 | C. Hanson | 6 | 251 | 41.8 | 36.7 | 0 | 3 | 51 | C. Hanson | 6 | 251 | 41.8 | 36.7 | 0 | 3 | 51 | | | | | | |
| TOTAL | 4 | 194 | 48.5 | 42.5 | 0 | 2 | 56 | TOTAL | 6 | 251 | 41.8 | 36.7 | 0 | 3 | 51 | TOTAL | 6 | 251 | 41.8 | 36.7 | 0 | 3 | 51 | | | | | | |
| PUNT RETURNS | NO | YDS | AVG | FC | LG | TD | PUNT RETURNS | NO | YDS | AVG | FC | LG | TD | PUNT RETURNS | NO | YDS | AVG | FC | LG | TD | | | | | | | | | |
| C. Adams | 2 | 31 | 15.5 | 1 | 18 | 0 | A. Pearman | 3 | 24 | 8.0 | 1 | 12 | 0 | A. Pearman | 3 | 24 | 8.0 | 1 | 12 | 0 | | | | | | | | | |
| [DOWNED] | 2 | 0 | 0.0 | 0 | — | 0 | | | | | | | | | | | | | | | | | | | | | | | |
| [OUT OF BOUNDS] | 1 | 0 | 0.0 | 0 | — | 0 | | | | | | | | | | | | | | | | | | | | | | | |
| RETURNS | 2 | 31 | 15.5 | 1 | 18 | 0 | RETURNS | 3 | 24 | 8.0 | 1 | 12 | 0 | RETURNS | 3 | 24 | 8.0 | 1 | 12 | 0 | | | | | | | | | |
| KICKOFF RETURNS | NO | YDS | AVG | FC | LG | TD | KICKOFF RETURNS | NO | YDS | AVG | FC | LG | TD | KICKOFF RETURNS | NO | YDS | AVG | FC | LG | TD | | | | | | | | | |
| C. Adams | 1 | 22 | 22.0 | 0 | 22 | 0 | A. Pearman | 3 | 87 | 29.0 | 0 | 34 | 0 | A. Pearman | 3 | 87 | 29.0 | 0 | 34 | 0 | | | | | | | | | |
| [TOUCHBACK] | 1 | 0 | 0.0 | 0 | — | 0 | [TOUCHBACK] | 1 | 0 | 0.0 | 0 | — | 0 | [TOUCHBACK] | 1 | 0 | 0.0 | 0 | — | 0 | | | | | | | | | |
| RETURNS | 1 | 22 | 22.0 | 0 | 22 | 0 | RETURNS | 3 | 87 | 29.0 | 0 | 34 | 0 | RETURNS | 3 | 87 | 29.0 | 0 | 34 | 0 | | | | | | | | | |
| Denver Broncos | Fum | Lost | Own | Yds | TD | Opp. | Yds | TD | Out | Jacksonville Jaguars | Fum | Lost | Own | Yds | TD | Opp. | Yds | TD | Out | Jacksonville Jaguars | Fum | Lost | Own | Yds | TD | Opp. | Yds | TD | Out |
| FUMBLES | Fum | Lost | Own | Yds | TD | FF | Rec. | Yds | TD | Bnds | FUMBLES | Fum | Lost | Own | Yds | TD | FF | Rec. | Yds | TD | Bnds | FUMBLES | Fum | Lost | Own | Yds | TD | Bnds | |
| A. Wilson | 0 | 0 | 0 | 0 | 0 | 2 | 0 | 0 | 0 | 0 | M. Jones | 1 | 0 | 1 | 0 | 0 | 0 | 0 | 0 | 0 | 0 | M. Jones | 1 | 0 | 1 | 0 | 0 | 0 | |
| N. Ferguson | 0 | 0 | 0 | 0 | 0 | 1 | 0 | 0 | 0 | 0 | B. Leftwich | 1 | 1 | 0 | 0 | 0 | 0 | 0 | 0 | 0 | 0 | B. Leftwich | 1 | 1 | 0 | 0 | 0 | 0 | |
| L. Walls | 0 | 0 | 0 | 0 | 0 | 1 | 0 | 0 | 0 | 0 | A. Pearman | 1 | 1 | 0 | 0 | 0 | 0 | 0 | 0 | 0 | 0 | A. Pearman | 1 | 1 | 0 | 0 | 0 | 0 | |
| E. Kufuson | 0 | 0 | 0 | 0 | 0 | 1 | 0 | 0 | 0 | 0 | R. Williams | 1 | 0 | 0 | 0 | 0 | 0 | 0 | 0 | 0 | 0 | R. Williams | 1 | 0 | 0 | 0 | 0 | 0 | |
| D. Foxworth | 0 | 0 | 0 | 0 | 0 | 1 | 0 | 0 | 0 | 0 | | | | | | | | | | | | | | | | | | | |
| TOTAL | 0 | 0 | 0 | 0 | 0 | 4 | 2 | 9 | 0 | 0 | TOTAL | 4 | 2 | 1 | 0 | 0 | 0 | 0 | 0 | 0 | 0 | TOTAL | 4 | 2 | 1 | 0 | 0 | 0 | |



Denver 21, Washington 19

Sunday, Oct. 9, 2005 • 2:15 p.m. MDT • INVESCO Field at Mile High • Denver

WEATHER: Light Rain and Fog, 50°, Wind N 7 mph • TIME: 3:31 • ATTENDANCE: 75,880

The Denver Broncos held on for a 21-19 victory against the previously undefeated Washington Redskins on Sunday in front of 75,880 fans at INVESCO Field at Mile High. Denver linebacker Ian Gold broke up a two-point conversion pass attempt with 1:09 remaining in regulation to preserve the victory and give Denver its fourth consecutive win.

With the win, Denver improved to 4-1 or better after five games for the seventh time in Mike Shanahan's 11 seasons as head coach. Denver won the contest despite being outgained in total yardage (447 to 257), including a 322-92 yard passing difference.

Second-year Broncos running back Tatum Bell recorded a career and game-high 127 rushing yards with two touchdowns, including a personal-best 55-yard scoring run. Denver did not commit a turnover for the third consecutive game, marking the longest such streak in club annals. Quarterback Jake Plummer continued his interception-less streak by completing 10-of-25 passes (40.0%) for 92 yards with one touchdown.

Washington running back Clinton Portis faced his former team for the first time and totaled 103 yards on 20 carries (5.2 avg.) in his return to Denver.

Bell scored the game's first points on a 34-yard run at 11:40 of the first quarter. The scoring play occurred on a fourth-and-one and was set up by a fumble recovery by linebacker Al Wilson.

Redskins quarterback Mark Brunell, who finished the contest with 322 yards and two touchdowns on 30-of-53 passing (56.7%), connected with fullback Mike Sellers for a 2-yard score with 3:47 remaining in the opening period to tie the game at 7.

Early in the second quarter, Denver took a 14-7 lead on Plummer's 5-yard touchdown pass to wide receiver Ashley Lelie. Washington answered several possessions later with Nick Novak's 34-yard field goal with 1:42 remaining in the first half, trimming the Broncos' lead to 14-10.

Broncos defensive end Trevor Pryce preserved the lead in the third quarter by blocking a 38-yard field-goal attempt by Novak. Three plays later, Bell broke free for a 55-yard touchdown run to put Denver ahead 21-10 with 6:27 left in the period.

Washington made it a one-possession game, 21-13, with Novak's 36-yard field goal at 6:25 of the fourth quarter. On the Redskins' following possession, Brunell led the team on a 13-play, 94-yard scoring drive that was capped off with an 11-yard touchdown pass to Chris Cooley.

Trailing 21-19 after Cooley's score, Washington's two-point conversion attempt failed when Gold broke up Brunell's pass intended for wide receiver David Patten.

OFFICIALS:

Referee — Peter Morelli (135); **Umpire** — Garth DeFelice (53); **Head Linesman** — George Hayward (54); **Line Judge** — Darryll Lewis (130); **Side Judge** — Jeff Lamberth (103); **Field Judge** — Jim Saracino (58); **Back Judge** — Don Dorkowski (113); **Replay** — Hendi Ancich.

| | 1 | 2 | 3 | 4 | OT | TOTAL | FIELD GOALS (made /) & missed) | |
|------------------------------------|---|---|---|---|----|-------|---------------------------------|---------------|
| VISITOR Washington Redskins | 7 | 3 | 0 | 9 | — | 19 | N. Novak | (34) 38B (36) |
| HOME Denver Broncos | 7 | 7 | 7 | 0 | — | 21 | | |

| Team | Qtr | Clock Time | PLAY DESCRIPTION (Extra Point) (Drive Info) | SCORE Visitor | Home |
|----------|-----|------------|--|---------------|------|
| BRONCOS | 1 | 11:40 | T. Bell 34 yd. run (J. Elam, kick) (4-43, 0:51) | 0 | 7 |
| REDSKINS | 1 | 3:47 | M. Sellers 2 yd. pass from M. Brunell (N. Novak, kick) (13-72, 7:53) | 7 | 7 |
| BRONCOS | 2 | 12:07 | A. Lelie 5 yd. pass from J. Plummer (J. Elam, kick) (11-78, 6:40) | 7 | 14 |
| REDSKINS | 2 | 1:42 | N. Novak 34 yd. Field Goal (8-47, 2:31) | 10 | 14 |
| BRONCOS | 3 | 6:27 | T. Bell 55 yd. run (J. Elam, kick) (3-60, 0:54) | 10 | 21 |
| REDSKINS | 4 | 6:25 | N. Novak 36 yd. Field Goal (5-22, 2:02) | 13 | 21 |
| REDSKINS | 4 | 1:09 | C. Cooley 11 yd. pass from M. Brunell (pass failed) (13-94, 3:28) | 19 | 21 |

DENVER BRONCOS

| OFFENSE | | | DEFENSE | | |
|---------|--------------|--------|--------------|--|--|
| WR 80 | R. Smith | LE 98 | C. Brown | | |
| LT 78 | M. Lepsis | LT 96 | M. Myers | | |
| LG 50 | B. Hamilton | RT 61 | G. Warren | | |
| C 66 | T. Nalen | RE 93 | T. Pryce | | |
| RG 65 | C. Carlisle | WLB 52 | I. Gold | | |
| RT 72 | G. Foster | MLB 56 | A. Wilson | | |
| TE 82 | S. Alexander | SLB 55 | DJ. Williams | | |
| WR 85 | A. Lelie | LCB 22 | D. Foxworth | | |
| QB 16 | J. Plummer | RCB 27 | Da. Williams | | |
| RB 38 | M. Anderson | SS 25 | N. Ferguson | | |
| FB 39 | K. Johnson | FS 47 | J. Lynch | | |

BRONCOS SUBSTITUTIONS: K 1 J. Elam, P 10 T. Sauerbrun, WR 14 T. Devoe, WR 17 D. Watts, S 23 Marq. Anderson, RB 26 T. Bell, CB 35 L. Walls, RB 37 C. Sapp, S 40 C. Cox, CB 41 K. Paymah, S 42 S. Brandon, LB 51 K. Burns, LB 54 P. Chukwurah, DE 60 J. Engelberger, T 74 C. Green, G 77 D. Carswell, WR 81 C. Adams, TE/LS 83 M. Leach, TE 88 J. Putzier, DE 91 E. Ekuban, DT 97 D. Veal, **DID NOT PLAY:** QB 11 B. Van Pelt, RB 33 R. Dayne, **INACTIVE:** WR 13 D. Terrell, CB 24 C. Bailey, CB 45 R. Alexander, LB 53 L. Green, C/G 62 C. Myers, DT 75 M. Pope, TE 89 N. Jackson, DE 95 M. Coleman.

WASHINGTON REDSKINS

| OFFENSE | | | DEFENSE | | |
|---------|------------|--------|---------------|--|--|
| WR 80 | D. Patten | RE 98 | P. Daniels | | |
| LT 60 | C. Samuels | LB 93 | J. Salave'a | | |
| LG 66 | D. Dockery | LT 96 | C. Griffin | | |
| C 61 | C. Rabach | LE 97 | R. Wynn | | |
| RG 77 | R. Thomas | SLB 53 | M. Washington | | |
| RT 76 | J. Jansen | MLB 98 | L. Marshall | | |
| TE 88 | R. Royal | WLB 57 | W. Holdman | | |
| WR 89 | S. Moss | RCB 24 | S. Springs | | |
| QB 8 | M. Brunell | LCB 22 | C. Rogers | | |
| RB 26 | C. Portis | SS 25 | R. Clark | | |
| HB 47 | C. Cooley | FS 21 | S. Taylor | | |

REDSKINS SUBSTITUTIONS: K 3 N. Novak, P 4 D. Frost, DB 20 P. Prioleau, S 23 O. Stoutmire, FB 31 R. Cartwright, DB 32 A. Jimoh, S 41 M. Bowen, HB 45 M. Sellers, RB 46 L. Betts, LB 50 K. Campbell, LB 58 C. Clemons, OL 64 L. Friedman, OL 67 R. Brown, LS 71 E. Albright, DL 73 R. Boschetti, WR 83 J. Thrash, WR 84 T. Jacobs, TE 85 B. Kozlowski, DL 91 C. Killings, DL 92 D. Evans, **DID NOT PLAY:** QB 11 P. Ramsey, C 52 C. Raymer, LB 56 L. Arrington, **INACTIVE:** 30B J. Campbell, K 10 J. Hall, CB 27 W. Harris, RB 30 N. Broughton, LB 55 Z. Keasey, OL 69 J. Molinaro, DL 90 N. Clemons, DL 94 A. Jones.

FINAL INDIVIDUAL STATISTICS

| Washington Redskins | | | | | | | | | | | Denver Broncos | | | | | | | | | | | | | | | | | | | | | | | | | | | | | | | | | | | | | | | | | | | | | | | | | | | | | | | | | | | | | | | | | | | | | | | | | | | | | | | | | | | | | | | | | | | | | | | | | | | | | | | | | | | | | | | | | | | | | | | | | | | | | | | | | | | | | | | | | | | | | | | | | | | | | | | | | | | | | | | | | | | | | | | | | | | | | | | | | | | | | | | | | | | | | | | | | | | | | | | | | | | | | | | | | | | | | | | | | | | | | | | | | | | | | | | | | | | | | | | | | | | | | | | | | | | | | | | | | | | | | | | | | | | | | | | | | | | | | | | | | | | | | | | | | | | | | | | | | | | | | | | | | | | | | | | | | | | | | | | | | | | | | | | | | | | | | | | | | | | | | | | | | | | | | | | | | | | | | | | | | | | | | | | | | | | | | | | | | | | | | | | | | | | | | | | | | | | | | | | | | | | | | | | | | | | | | | | | | | | | | | | | | | | | | | | | | | | | | | | | | | | | | | | | | | | | | | | | | | | | | | | | | | | | | | | | | | | | | | | | | | | | | | | | | | | | | | | | | | | | | | | | | | | | | | | | | | | | | | | | | | | | | | | | | | | | | | | | | | | | | | | | | | | | | | | | | | | | | | | | | | | | | | | | | | | | | | | | | | | | | | | | | | | | | | | | | | | | | | | | | | | | | | | | | | | | | | | | | | | | | | | | | | | | | | | | | | | | | | | | | | | | | | | | | | | | | | | | | | | | | | | | | | | | | | | | | | | | | | | | | | | | | | | | | | | | | | | | | | | | | | | | | | | | | | | | | | | | | | | | | | | | | | | | | | | | | | | | | | | | | | | | | | | | | | | | | | | | | | | | | | | | | | | | | | | | | | | | | | | | | | | | | | | | | | | | | | | | | | | | | | | | | | | | | | | | | | | | | | | | | | | | | | | | | | | | | | | | | | | | | | | | | | | | | | | | | | | | | | | | | | | | | | | | | | | | | | | | | | | | | | | | | | | | | | | | | | | | | | | | | | | | | | | | | | | | | | | | | | | | | | | | | | | | | | | | | | | | | | | | | | | | | | | | | | | | | | | | | | | | | | | | | | | | | | | | | | | | | | | | | | | | | | | | | | | | | | | | | | | | | | | | | | | | | | | | | | | | | | | | | | | | | | | | | | | | | | | | | | | | | | | | | | | | | | | | | | | | | | | | | | | | | | | | | | | | | | | | | | | | | | | | | | | | | | | | | | | | | | | | | | | | | | | | | | | | | | | | | | | | | | | | | | | | | | | | | | | | | | | | | | | | | | | | | | | | | | | | | | | | | | | | | | | | | | | | | | | | | | | | | | | | | | | | | | | | | | | | | | | | | | | | | | | | | | | | | | | | | | | | | | | | | | | | | | | | | | | | | | | | | | | | | | | | | | | | | | | | | | | | | | | | | | | | | | | | | | | | | | | | | | | | | | | | | | | | | | | | | | | |
|---------------------|-----|-----|-----|----|----|---------|-----|-----|-----|----|----------------|-----------|----|-----|-----|----|---|---------|----|-----|------|----|---|------------|---|----|-----|----|---|-------------|----|----|-----|---|---|----------|---|---|-----|---|---|------------|---|---|-----|---|---|--|--|--|--|--|--|--|--|--|--|--|--|--|--|--|--|--|--|--|--|--|--|--|--|--|--|--|--|--|--|--|--|--|--|--|--|--|--|--|--|--|--|--|--|--|--|--|--|--|--|--|--|--|--|--|--|--|--|--|--|--|--|--|--|--|--|--|--|--|--|--|--|--|--|--|--|--|--|--|--|--|--|--|--|--|--|--|--|--|--|--|--|--|--|--|--|--|--|--|--|--|--|--|--|--|--|--|--|--|--|--|--|--|--|--|--|--|--|--|--|--|--|--|--|--|--|--|--|--|--|--|--|--|--|--|--|--|--|--|--|--|--|--|--|--|--|--|--|--|--|--|--|--|--|--|--|--|--|--|--|--|--|--|--|--|--|--|--|--|--|--|--|--|--|--|--|--|--|--|--|--|--|--|--|--|--|--|--|--|--|--|--|--|--|--|--|--|--|--|--|--|--|--|--|--|--|--|--|--|--|--|--|--|--|--|--|--|--|--|--|--|--|--|--|--|--|--|--|--|--|--|--|--|--|--|--|--|--|--|--|--|--|--|--|--|--|--|--|--|--|--|--|--|--|--|--|--|--|--|--|--|--|--|--|--|--|--|--|--|--|--|--|--|--|--|--|--|--|--|--|--|--|--|--|--|--|--|--|--|--|--|--|--|--|--|--|--|--|--|--|--|--|--|--|--|--|--|--|--|--|--|--|--|--|--|--|--|--|--|--|--|--|--|--|--|--|--|--|--|--|--|--|--|--|--|--|--|--|--|--|--|--|--|--|--|--|--|--|--|--|--|--|--|--|--|--|--|--|--|--|--|--|--|--|--|--|--|--|--|--|--|--|--|--|--|--|--|--|--|--|--|--|--|--|--|--|--|--|--|--|--|--|--|--|--|--|--|--|--|--|--|--|--|--|--|--|--|--|--|--|--|--|--|--|--|--|--|--|--|--|--|--|--|--|--|--|--|--|--|--|--|--|--|--|--|--|--|--|--|--|--|--|--|--|--|--|--|--|--|--|--|--|--|--|--|--|--|--|--|--|--|--|--|--|--|--|--|--|--|--|--|--|--|--|--|--|--|--|--|--|--|--|--|--|--|--|--|--|--|--|--|--|--|--|--|--|--|--|--|--|--|--|--|--|--|--|--|--|--|--|--|--|--|--|--|--|--|--|--|--|--|--|--|--|--|--|--|--|--|--|--|--|--|--|--|--|--|--|--|--|--|--|--|--|--|--|--|--|--|--|--|--|--|--|--|--|--|--|--|--|--|--|--|--|--|--|--|--|--|--|--|--|--|--|--|--|--|--|--|--|--|--|--|--|--|--|--|--|--|--|--|--|--|--|--|--|--|--|--|--|--|--|--|--|--|--|--|--|--|--|--|--|--|--|--|--|--|--|--|--|--|--|--|--|--|--|--|--|--|--|--|--|--|--|--|--|--|--|--|--|--|--|--|--|--|--|--|--|--|--|--|--|--|--|--|--|--|--|--|--|--|--|--|--|--|--|--|--|--|--|--|--|--|--|--|--|--|--|--|--|--|--|--|--|--|--|--|--|--|--|--|--|--|--|--|--|--|--|--|--|--|--|--|--|--|--|--|--|--|--|--|--|--|--|--|--|--|--|--|--|--|--|--|--|--|--|--|--|--|--|--|--|--|--|--|--|--|--|--|--|--|--|--|--|--|--|--|--|--|--|--|--|--|--|--|--|--|--|--|--|--|--|--|--|--|--|--|--|--|--|--|--|--|--|--|--|--|--|--|--|--|--|--|--|--|--|--|--|--|--|--|--|--|--|--|--|--|--|--|--|--|--|--|--|--|--|--|--|--|--|--|--|--|--|--|--|--|--|--|--|--|--|--|--|--|--|--|--|--|--|--|--|--|--|--|--|--|--|--|--|--|--|--|--|--|--|--|--|--|--|--|--|--|--|--|--|--|--|--|--|--|--|--|--|--|--|--|--|--|--|--|--|--|--|--|--|--|--|--|--|--|--|--|--|--|--|--|--|--|--|--|--|--|--|--|--|--|--|--|--|--|--|--|--|--|--|--|--|--|--|--|--|--|--|--|--|--|--|--|--|--|--|--|--|--|--|--|--|--|--|--|--|--|--|--|--|--|--|--|--|--|--|--|--|--|--|--|--|--|--|--|--|--|--|--|--|--|--|--|--|--|--|--|--|--|--|--|--|--|--|--|--|--|--|--|--|--|--|--|--|--|--|--|--|--|--|--|--|--|--|--|--|--|--|--|--|--|--|--|--|--|--|--|--|--|--|--|--|--|--|--|--|--|--|--|--|--|--|--|--|--|--|--|--|--|--|--|--|--|--|--|--|--|--|--|--|--|--|--|--|--|--|--|--|--|--|--|--|--|--|--|--|--|--|--|--|--|--|--|--|--|--|--|--|--|--|--|--|--|--|--|--|--|--|--|--|--|--|--|--|--|--|--|--|--|--|--|--|--|--|--|--|--|--|--|--|--|--|--|--|--|--|--|--|--|--|--|--|--|--|--|--|--|--|--|--|--|--|--|--|--|--|--|--|--|--|--|--|--|--|--|--|--|--|--|--|--|--|--|--|--|--|--|--|--|--|--|--|--|--|--|--|--|--|--|--|--|--|--|--|--|--|--|--|--|--|--|--|--|--|--|--|--|--|--|--|--|--|--|--|--|--|--|--|--|--|--|--|--|--|--|--|--|--|--|--|--|--|--|--|--|--|--|--|--|--|--|--|--|--|--|--|--|--|--|--|--|--|--|--|--|--|--|--|--|--|--|--|--|--|--|--|--|--|--|--|--|--|--|--|--|--|--|--|--|--|--|--|--|--|--|--|--|--|--|--|--|--|--|--|--|--|--|
| RUSHING | ATT | YDS | AVG | LG | TD | RUSHING | ATT | YDS | AVG | LG | TD | C. Portis | 20 | 103 | 5.2 | 21 | 0 | T. Bell | 12 | 127 | 10.6 | 55 | 2 | M. Brunell | 4 | 17 | 4.3 | 14 | 0 | M. Anderson | 11 | 34 | 3.1 | 9 | 0 | L. Betts | 2 | 5 | 2.5 | 5 | 0 | J. Plummer | 5 | 4 | 0.8 | 6 | 0 | | | | | | | | | | | | | | | | | | | | | | | | | | | | | | | | | | | | | | | | | | | | | | | | | | | | | | | | | | | | | | | | | | | | | | | | | | | | | | | | | | | | | | | | | | | | | | | | | | | | | | | | | | | | | | | | | | | | | | | | | | | | | | | | | | | | | | | | | | | | | | | | | | | | | | | | | | | | | | | | | | | | | | | | | | | | | | | | | | | | | | | | | | | | | | | | | | | | | | | | | | | | | | | | | | | | | | | | | | | | | | | | | | | | | | | | | | | | | | | | | | | | | | | | | | | | | | | | | | | | | | | | | | | | | | | | | | | | | | | | | | | | | | | | | | | | | | | | | | | | | | | | | | | | | | | | | | | | | | | | | | | | | | | | | | | | | | | | | | | | | | | | | | | | | | | | | | | | | | | | | | | | | | | | | | | | | | | | | | | | | | | | | | | | | | | | | | | | | | | | | | | | | | | | | | | | | | | | | | | | | | | | | | | | | | | | | | | | | | | | | | | | | | | | | | | | | | | | | | | | | | | | | | | | | | | | | | | | | | | | | | | | | | | | | | | | | | | | | | | | | | | | | | | | | | | | | | | | | | | | | | | | | | | | | | | | | | | | | | | | | | | | | | | | | | | | | | | | | | | | | | | | | | | | | | | | | | | | | | | | | | | | | | | | | | | | | | | | | | | | | | | | | | | | | | | | | | | | | | | | | | | | | | | | | | | | | | | | | | | | | | | | | | | | | | | | | | | | | | | | | | | | | | | | | | | | | | | | | | | | | | | | | | | | | | | | | | | | | | | | | | | | | | | | | | | | | | | | | | | | | | | | | | | | | | | | | | | | | | | | | | | | | | | | | | | | | | | | | | | | | | | | | | | | | | | | | | | | | | | | | | | | | | | | | | | | | | | | | | | | | | | | | | | | | | | | | | | | | | | | | | | | | | | | | | | | | | | | | | | | | | | | | | | | | | | | | | | | | | | | | | | | | | | | | | | | | | | | | | | | | | | | | | | | | | | | | | | | | | | | | | | | | | | | | | | | | | | | | | | | | | | | | | | | | | | | | | | | | | | | | | | | | | | | | | | | | | | | | | | | | | | | | | | | | | | | | | | | | | | | | | | | | | | | | | | | | | | | | | | | | | | | | | | | | | | | | | | | | | | | | | | | | | | | | | | | | | | | | | | | | | | | | | | | | | | | | | | | | | | | | | | | | | | | | | | | | | | | | | | | | | | | | | | | | | | | | | | | | | | | | | | | | | | | | | | | | | | | | | | | | | | | | | | | | | | | | | | | | | | | | | | | | | | | | | | | | | | | | | | | | | | | | | | | | | | | | | | | | | | | | | | | | | | | | | | | | | | | | | | | | | | | | | | | | | | | | | | | | | | | | | | | | | | | | | | | | | | | | | | | | | | | | | | | | | | | | | | | | | | | | | | |
| TOTAL | 26 | 125 | 4.8 | 21 | 0 | TOTAL | 28 | 165 | 5.9 | 55 | 2 | | | | | | | | | | | | | | | | | | | | | | | | | | | | | | | | | | | | | | | | | | | | | | | | | | | | | | | | | | | | | | | | | | | | | | | | | | | | | | | | | | | | | | | | | | | | | | | | | | | | | | | | | | | | | | | | | | | | | | | | | | | | | | | | | | | | | | | | | | | | | | | | | | | | | | | | | | | | | | | | | | | | | | | | | | | | | | | | | | | | | | | | | | | | | | | | | | | | | | | | | | | | | | | | | | | | | | | | | | | | | | | | | | | | | | | | | | | | | | | | | | | | | | | | | | | | | | | | | | | | | | | | | | | | | | | | | | | | | | | | | | | | | | | | | | | | | | | | | | | | | | | | | | | | | | | | | | | | | | | | | | | | | | | | | | | | | | | | | | | | | | | | | | | | | | | | | | | | | | | | | | | | | | | | | | | | | | | | | | | | | | | | | | | | | | | | | | | | | | | | | | | | | | | | | | | | | | | | | | | | | | | | | | | | | | | | | | | | | | | | | | | | | | | | | | | | | | | | | | | | | | | | | | | | | | | | | | | | | | | | | | | | | | | | | | | | | | | | | | | | | | | | | | | | | | | | | | | | | | | | | | | | | | | | | | | | | | | | | | | | | | | | | | | | | | | | | | | | | | | | | | | | | | | | | | | | | | | | | | | | | | | | | | | | | | | | | | | | | | | | | | | | | | | | | | | | | | | | | | | | | | | | | | | | | | | | | | | | | | | | | | | | | | | | | | | | | | | | | | | | | | | | | | | | | | | | | | | | | | | | | | | | | | | | | | | | | | | | | | | | | | | | | | | | | | | | | | | | | | | | | | | | | | | | | | | | | | | | | | | | | | | | | | | | | | | | | | | | | | | | | | | | | | | | | | | | | | | | | | | | | | | | | | | | | | | | | | | | | | | | | | | | | | | | | | | | | | | | | | | | | | | | | | | | | | | | | | | | | | | | | | | | | | | | | | | | | | | | | | | | | | | | | | | | | | | | | | | | | | | | | | | | | | | | | | | | | | | | | | | | | | | | | | | | | | | | | | | | | | | | | | | | | | | | | | | | | | | | | | | | | | | | | | | | | | | | | | | | | | | | | | | | | | | | | | | | | | | | | | | | | | | | | | | | | | | | | | | | | | | | | | | | | | | | | | | | | | | | | | | | | | | | | | | | | | | | | | | | | | | | | | | | | | | | | | | | | | | | | | | | | | | | | | | | | | | | | | | | | | | | | | | | | | | | | | | | | | | | | | | | | | | | | | | | | | | | | | | | | | | | | | | | | | | | | | | | | | | | | | | | | | | | | | | | | | | | | | | | | | | | | | | | | | | | | | | | | | | | | | | | | | | | | | | | | | | | | | | | | | | | | | | | | | | | | | | | | | | | | | | | | | | | | | | | | | | | | | | | | | | | | | | | | | | | | | | | | | | | | | | | | | | | | | | | | | | | | | | | | | | | | | | | | | | | | | | | | | | | | | | |

FINAL TEAM STATISTICS

| | REDSKINS | BRONCOS | | REDSKINS | BRONCOS |
|--|----------|----------|---|----------|----------|
| TOTAL FIRST DOWNS | 28 | 11 | FGs – PATs Had Blocked | 1-0 | 0-0 |
| By Rushing | 7 | 6 | Net punting average | 36.8 | 38.4 |
| By Passing | 18 | 4 | TOTAL RETURN YARDAGE (Not Including Kickoffs) | 24 | 0 |
| By Penalty | 3 | 1 | No. and Yards Punt Returns | 3-24 | 0-0 |
| THIRD DOWN EFFICIENCY | 6-15-40% | 4-14-29% | No. and Yards Kickoff Returns | 3-85 | 4-74 |
| FOURTH DOWN EFFICIENCY | 0-0-0% | 1-1-100% | No. and Yards Interception Returns | 0-0 | 0-0 |
| TOTAL NET YARDS | 447 | 257 | PENALTIES Number and Yards | 10-67 | 6-43 |
| Total Offensive Plays (inc. times thrown passing) | 79 | 54 | FUMBLES Number and Lost | 1-1 | 0-0 |
| Average gain per offensive play | 5.7 | 4.8 | TOUCHDOWNS | 2 | 3 |
| NET YARDS RUSHING | 125 | 165 | Rushing | 0 | 2 |
| Total Rushing Plays | 26 | 28 | Passing | 2 | 1 |
| Average gain per rushing play | 4.8 | 5.9 | Interceptions | 0 | 0 |
| Tackles for a loss – number and yards | 1-1 | 1-1 | EXTRA POINTS Made-Attempts | 1-2 | 3-33 |
| NET YARDS PASSING | 322 | 92 | Kicking Made-Attempts | 1-1 | 3-33 |
| Times thrown – yards lost attempting to pass | 0-0 | 0-0 | Passing Made-Attempts | 2-3 | 0-0 |
| Gross yards passing | 322 | 92 | FIELD GOALS Made-Attempts | 0-1 | 0-0 |
| PASS ATTEMPTS-COMPLETIONS-HAD INTERCEPTED | 53-30-0 | 26-10-0 | RED ZONE EFFICIENCY | 2-4-50% | 1-1-100% |
| Average gain per pass play (inc. # thrown passing) | 6.1 | 3.5 | GOAL TO GO EFFICIENCY | 1-1-100% | 1-1-100% |
| KICKOFFS Number-In End Zone-Touchbacks | 5-0-0 | 4-2-1 | SAFETIES | 0 | 0 |
| PUNTS Number and Average | 5-36.8 | 8-41.4 | FINAL SCORE | 19 | 21 |
| Had Blocked | 0 | 1 | TIME OF POSSESSION | 33:49 | 26:11 |



Denver 28, New England 20

Sunday, Oct. 16, 2005 • 2:16 p.m. MDT • INVESCO Field at Mile High • Denver

WEATHER: Sunny, 75°, Wind SW 5 mph • TIME: 3:37 • ATTENDANCE: 76,571

The Denver Broncos won their sixth consecutive game against a Super Bowl participant from the previous season with a 28-20 victory against the two-time defending champion New England Patriots on Sunday in front of 76,571 fans at INVESCO Field at Mile High.

With its fifth consecutive victory, Denver improved to 5-1 on the year. The Broncos built a 28-3 lead over the Patriots early in the third quarter and held off New England as the Patriots cut their deficit to eight points with eight minutes left to play.

Broncos running back Tatum Bell posted his second consecutive 100-yard rushing performance (114 yds.), marking the third consecutive game a Denver player totaled at least 100 yards on the ground. Quarterback Jake Plummer registered a passer rating of 100 or better (134.4) for the third time in the last four games, throwing for two touchdowns, no interceptions and 262 yards, while wide receiver Rod Smith totaled 123 receiving yards on six catches (20.5 avg.) with one score.

Punter Todd Sauerbrun also played a key role in the Denver victory, averaging 52.3 yards on seven punts. The performance would earn Sauerbrun AFC Special Teams Player of the Week honors.

After New England scored the game's first points on a 39-yard field goal by Adam Vinatieri with 5:37 left in the first quarter, Denver went on quite a run. In the second quarter, the Broncos posted the highest net yardage total in a quarter under Head Coach Mike Shanahan (1995-Present) with 247 yards in the period that fueled three scoring drives.

A 72-yard reception by Smith put Denver in scoring position, and Bell finished a 97-yard drive with a 3-yard touchdown run at 12:36 of the second quarter. Plummer later found wide receiver Ashley Lelie for a 55-yard pass, leading to a 6-yard touchdown pass to Rod Smith at 7:52 of the second quarter to give Denver a 14-3 lead.

Bell's 68-yard run moved the Broncos down to the New England 11-yard line with less than two minutes remaining in the first half, and Plummer connected with fullback Kyle Johnson for a 1-yard scoring pass two plays later for a 21-3 Broncos halftime lead. Denver extended its lead to 28-3 on a 2-yard touchdown run by Mike Anderson on its first drive of the third quarter.

A 38-yard field goal by Vinatieri at 5:53 of the third quarter was the first of three consecutive Patriots scoring drives. New England made the score 28-13 at 14:56 of the fourth quarter on a 8-yard Patrick Pass run and moved to within eight points, 28-20, on quarterback Tom Brady's 8-yard touchdown pass to David Givens with 8:01 remaining in the game.

Denver forced New England to punt on its next possession and ran out the clock after receiving the ball with 3:36 to play.

OFFICIALS:

Referee — Walt Coleman (65); **Umpire** — Carl Paganelli (124); **Head Linesman** — Ron Phares (10); **Line Judge** — Bill Spykma (8); **Side Judge** — David Wyant (16); **Field Judge** — Steve Zimmer (33); **Back Judge** — Richard Reels (83); **Replay** — Bob McGrath.

| | 1 | 2 | 3 | 4 | OT | TOTAL | FIELD GOALS (made () & missed) |
|---------|----------------------|---|----|---|----|-------|---------------------------------|
| VISITOR | New England Patriots | 3 | 0 | 3 | 14 | — | 20 |
| HOME | Denver Broncos | 0 | 21 | 7 | 0 | — | 28 |

| Team | Qtr | Clock Time | PLAY DESCRIPTION (Extra Point) (Drive Info) | SCORE Visitor | Home |
|----------|-----|------------|--|---------------|------|
| PATRIOTS | 1 | 5:37 | A. Vinatieri 39 yd. Field Goal (5-22, 2:35) | 3 | 0 |
| BRONCOS | 2 | 12:36 | T. Bell 3 yd. run (J. Elam, kick) (6-97, 3:14) | 3 | 7 |
| BRONCOS | 2 | 7:52 | R. Smith 6 yd. pass from J. Plummer (J. Elam, kick) (5-91, 2:44) | 3 | 14 |
| BRONCOS | 2 | 0:48 | K. Johnson 1 yd. pass from J. Plummer (J. Elam, kick) (4-80, 1:45) | 3 | 21 |
| BRONCOS | 3 | 10:36 | M. Anderson 2 yd. run (J. Elam, kick) (9-74, 4:24) | 3 | 28 |
| PATRIOTS | 3 | 5:53 | A. Vinatieri 38 yd. Field Goal (7-53, 2:21) | 6 | 28 |
| PATRIOTS | 4 | 14:56 | P. Pass 8 yd. run (A. Vinatieri, kick (9-73, 3:47) | 13 | 28 |
| PATRIOTS | 4 | 8:01 | D. Givens 8 yd. pass from T. Brady (A. Vinatieri, kick) (7-71, 3:02) | 20 | 28 |

DENVER BRONCOS

| OFFENSE | DEFENSE |
|--------------------|---------------------|
| WR 80 R. Smith | LE 98 C. Brown |
| LT 78 M. Lepsis | LT 96 M. Myers |
| LG 50 B. Hamilton | RT 61 G. Warren |
| C 66 T. Nalen | RE 93 T. Pryce |
| RG 65 C. Carlisle | WLB 52 I. Gold |
| RT 72 G. Foster | MLB 56 A. Wilson |
| TE 82 S. Alexander | SLB 55 DJ. Williams |
| WR 85 A. Lelie | LCB 24 C. Bailey |
| QB 16 J. Plummer | RCB 27 Da. Williams |
| RB 38 M. Anderson | SS 25 N. Ferguson |
| TE 88 J. Putzier | FS 47 J. Lynch |

BRONCOS SUBSTITUTIONS: K 1 J. Elam, P 10 T. Sauerbrun, WR 17 D. Watts, CB 22 D. Foxworth, RB 26 T. Bell, RB 33 R. Dayne, CB 35 L. Walls, RB 37 C. Sapp, FB 39 K. Johnson, S 40 C. Cox, CB 41 K. Paymah, S 42 S. Brandon, LB 51 K. Burns, LB 53 L. Green, LB 54 P. Chukwurah, DE 60 J. Engelberger, T 74 C. Green, G 77 D. Carswell, WR 81 C. Adams, TE/LS 83 M. Leach, DE 91 E. Ekuban, DT 97 D. Veal. **DID NOT PLAY:** QB 11 B. Van Pelt. **INACTIVE:** WR 13 D. Terrell, WR 14 T. Devoe, S 23 Marg. Anderson CB 45 R. Alexander, C/G 62 C. Myers, DT 75 M. Pope, TE 89 N. Jackson, DE 95 M. Coleman.

NEW ENGLAND PATRIOTS

| OFFENSE | DEFENSE |
|-------------------|--------------------|
| WR 83 D. Branch | LE 94 T. Warren |
| LT 77 N. Kaczur | NT 75 V. Wilfork |
| LG 70 L. Mankins | DE 97 J. Green |
| C 67 D. Koppen | OLB 59 R. Colvin |
| RG 61 S. Neal | ILB 50 M. Vrabel |
| RT 68 T. Ashworth | ILB 98 C. Brown |
| TE 82 D. Graham | OLB 55 W. McGinest |
| WR 87 D. Givens | LCB 22 A. Samuel |
| QB 12 T. Brady | RCB 23 D. Starks |
| TE 88 C. Fauria | FS 26 E. Wilson |
| RB 35 P. Pass | SS 36 J. Sanders |

PATRIOTS SUBSTITUTIONS: K 4 A. Vinatieri, P 8 J. Miller, CB 21 R. Gay, S 24 M. Stone, S 25 A. Freeman, CB 27 E. Hobbs, RB 31 A. Zereoue, LB 51 D. Davis, LB 52 M. Beisel, LB 53 L. Izzo, LB 58 M. Chatham, LS 66 L. Paxton, G 71 R. Hochstein, T 76 B. Gorin, WR 81 B. Johnson, TE 84 B. Watson, WR 86 T. Dwight, DL 90 D. Klecko, LB 95 T. Banta-Cain, LB 96 W. Mallard, DL 99 M. Wright. **DID NOT PLAY:** QB 2 D. Flutie, RB 28 C. Dillon. **INACTIVE:** 3QB 16 M. Cassell, S 29 G. Scott, RB 33 K. Faulk, CB 38 T. Poole, T 72 M. Light, WR 80 T. Brown, DE 91 M. Hill, DL 93 R. Seymour.

FINAL INDIVIDUAL STATISTICS

| New England Patriots | | | | | | | | | | | Denver Broncos | | | | | | | | | | |
|----------------------|-----|------|------|----------------|-----|----------------|-----------------|--------------|------------|------|----------------|------|------|------|------|------|--|--|--|--|--|
| RUSHING | ATT | YDS | AVG | LG | TD | RUSHING | ATT | YDS | AVG | LG | TD | | | | | | | | | | |
| P. Pass | 10 | 64 | 6.4 | 17 | 1 | T. Bell | 13 | 114 | 8.8 | 68 | 1 | | | | | | | | | | |
| A. Zereoue | 7 | 14 | 2.0 | 12 | 0 | M. Anderson | 15 | 57 | 3.8 | 10 | 1 | | | | | | | | | | |
| T. Brady | 1 | 12 | 12.0 | 12 | 0 | J. Plummer | 5 | 6 | 1.2 | 5 | 0 | | | | | | | | | | |
| T. Dwight | 1 | -1 | -1.0 | -1 | 0 | K. Johnson | 1 | 1 | 1.0 | 1 | 0 | | | | | | | | | | |
| TOTAL | 19 | 89 | 4.7 | 17 | 0 | TOTAL | 34 | 178 | 5.2 | 68 | 2 | | | | | | | | | | |
| PASSING | ATT | CMP | YDS | TD | LG | IN | Rtg. | PASSING | ATT | CMP | YDS | TD | LG | IN | Rtg. | | | | | | |
| T. Brady | 46 | 24 | 299 | 0/0 | 1 | 49 | 0 | 79.9 | J. Plummer | 24 | 17 | 262 | 1/8 | 2 | 72 | 0 | | | | | |
| TOTAL | 46 | 24 | 299 | 0/0 | 1 | 49 | 0 | 79.9 | TOTAL | 24 | 17 | 262 | 1/8 | 2 | 72 | 0 | | | | | |
| PASS RECEIVING | NO | YDS | AVG | LG | TD | PASS RECEIVING | NO | YDS | AVG | LG | TD | | | | | | | | | | |
| D. Branch | 7 | 87 | 12.4 | 19 | 0 | R. Smith | 6 | 123 | 20.5 | 72 | 1 | | | | | | | | | | |
| D. Givens | 7 | 58 | 8.3 | 16 | 1 | A. Lelie | 3 | 81 | 27.0 | 55 | 0 | | | | | | | | | | |
| P. Pass | 6 | 89 | 14.8 | 39 | 0 | J. Putzier | 3 | 32 | 10.7 | 13 | 0 | | | | | | | | | | |
| T. Dwight | 1 | 49 | 49.0 | 49 | 0 | T. Bell | 3 | 20 | 6.7 | 13 | 0 | | | | | | | | | | |
| B. Watson | 1 | 6 | 6.0 | 6 | 0 | S. Alexander | 1 | 5 | 5.0 | 5 | 0 | | | | | | | | | | |
| D. Graham | 1 | 5 | 5.0 | 5 | 0 | K. Johnson | 1 | 1 | 1.0 | 1 | 1 | | | | | | | | | | |
| A. Zereoue | 1 | 5 | 5.0 | 5 | 0 | | | | | | | | | | | | | | | | |
| TOTAL | 24 | 299 | 12.5 | 49 | 1 | TOTAL | 17 | 262 | 15.4 | 72 | 2 | | | | | | | | | | |
| INTERCEPTIONS | NO | YDS | AVG | LG | TD | INTERCEPTIONS | NO | YDS | AVG | LG | TD | | | | | | | | | | |
| TOTAL | 0 | 0 | 0.0 | — | 0 | TOTAL | 0 | 0 | 0.0 | — | 0 | | | | | | | | | | |
| PUNTING | NO | YDS | AVG | NET | TB | IN20 | LG | PUNTING | NO | YDS | AVG | NET | TB | IN20 | LG | | | | | | |
| J. Miller | 7 | 361 | 51.6 | 47.6 | 1 | 3 | 58 | T. Sauerbrun | 7 | 336 | 52.3 | 46.9 | 0 | 2 | 66 | | | | | | |
| TOTAL | 7 | 361 | 51.6 | 47.6 | 1 | 3 | 58 | TOTAL | 7 | 336 | 52.3 | 46.9 | 0 | 2 | 66 | | | | | | |
| PUNT RETURNS | NO | YDS | AVG | FC | LG | TD | PUNT RETURNS | NO | YDS | AVG | FC | LG | TD | | | | | | | | |
| T. Dwight | 6 | 38 | 6.3 | 1 | 11 | 0 | Da. Williams | 2 | 2 | 1.0 | 1 | 2 | 0 | | | | | | | | |
| | | | | | | | C. Adams | 1 | 6 | 6.0 | 0 | 6 | 0 | | | | | | | | |
| | | | | | | | [DOWNED] | 1 | 0 | 0.0 | 0 | — | 0 | | | | | | | | |
| | | | | | | | [OUT OF BOUNDS] | 1 | 0 | 0.0 | 0 | — | 0 | | | | | | | | |
| | | | | | | | [TOUCHBACK] | 1 | 0 | 0.0 | 0 | — | 0 | | | | | | | | |
| RETURNS | 6 | 38 | 6.3 | 1 | 11 | 0 | RETURNS | 3 | 8 | 2.7 | 1 | 6 | 0 | | | | | | | | |
| KICKOFF RETURNS | NO | YDS | AVG | FC | LG | TD | KICKOFF RETURNS | NO | YDS | AVG | FC | LG | TD | | | | | | | | |
| B. Johnson | 1 | 20 | 20.0 | 0 | 20 | 0 | Da. Williams | 1 | 30 | 30.0 | 0 | 30 | 0 | | | | | | | | |
| E. Hobbs | 1 | 12 | 12.0 | 0 | 12 | 0 | J. Engelberger | 0 | 0 | 0.0 | 1 | — | 0 | | | | | | | | |
| [TOUCHBACK] | 3 | 0 | 0.0 | 0 | — | 0 | [TOUCHBACK] | 3 | 0 | 0.0 | 0 | — | 0 | | | | | | | | |
| RETURNS | 2 | 32 | 16.0 | 0 | 20 | 0 | RETURNS | 1 | 30 | 30.0 | 0 | 30 | 0 | | | | | | | | |
| New England Patriots | Own | Opp. | Out | Denver Broncos | Own | Opp. | Out | | | | | | | | | | | | | | |
| FUMBLES | Fum | Lost | Rec. | Yds | TD | FF | Rec. | Yds | TD | Bnds | Fum | Lost | Rec. | Yds | TD | Bnds | | | | | |
| D. Graham | 1 | 0 | 1 | 0 | 0 | 0 | 0 | 0 | 0 | 0 | T. Bell | 1 | 0 | 1 | 0 | 0 | | | | | |
| M. Beisel | 0 | 0 | 0 | 0 | 0 | 1 | 0 | 0 | 0 | 0 | D. Foxworth | 0 | 0 | 0 | 1 | 0 | | | | | |
| TOTAL | 1 | 0 | 1 | 0 | 0 | 1 | 0 | 0 | 0 | 0 | TOTAL | 1 | 0 | 1 | 0 | 0 | | | | | |

FINAL TEAM STATISTICS

| | PATRIOTS | BRONCOS | | PATRIOTS | BRONCOS |
|--|----------|----------|---|----------|----------|
| TOTAL FIRST DOWNS | 22 | 20 | FGs – PATs Had Blocked | 0-0 | 0-0 |
| By Rushing | 7 | 10 | Net punting average | 47.6 | 46.9 |
| By Passing | 12 | 10 | TOTAL RETURN YARDAGE (Not Including Kickoffs) | 38 | 8 |
| By Penalty | 3 | 0 | No. and Yards Punt Returns | 6-38 | 3-8 |
| THIRD DOWN EFFICIENCY | 6-16-38% | 3-11-27% | No. and Yards Kickoff Returns | 2-32 | 1-30 |
| FOURTH DOWN EFFICIENCY | 0-0-0% | 0-0-0% | No. and Yards Interception Returns | 0-0 | 0-0 |
| TOTAL NET YARDS | 388 | 432 | PENALTIES Number and Yards | 8-55 | 11-82 |
| Total Offensive Plays (inc. times thrown passing) | 65 | 59 | FUMBLES Number and Lost | 1-0 | 1-0 |
| Average gain per offensive play | 6.0 | 7.3 | TOUCHDOWNS | 2 | 4 |
| NET YARDS RUSHING | 89 | 178 | Rushing | 1 | 2 |
| Total Rushing Plays | 19 | 34 | Passing | 1 | 2 |
| Average gain per rushing play | 4.7 | 5.2 | Interceptions | 0 | 0 |
| Tackles for a loss – number and yards | 2-6 | 3-8 | EXTRA POINTS Made-Attempts | 2-2 | 4-4 |
| NET YARDS PASSING | 299 | 254 | Kicking Made-Attempts | 2-2 | 4-4 |
| Times thrown – yards lost attempting to pass | 0-0 | 1-8 | FIELD GOALS Made-Attempts | 2-3 | 0-0 |
| Gross yards passing | 299 | 262 | RED ZONE EFFICIENCY | 2-3-67% | 4-4-100% |
| PASS ATTEMPTS-COMPLETIONS-HAD INTERCEPTED | 46-24-0 | 24-17-0 | GOAL TO GO EFFICIENCY | 2-2-100% | 3-3-100% |
| Average gain per pass play (inc. # thrown passing) | 6.5 | 10.2 | SAFETIES | 0 | 0 |
| KICKOFFS Number-In End Zone-Touchbacks | 5-4-3 | 5-3-3 | FINAL SCORE | 20 | 28 |
| PUNTS Number and Average | 7-51.6 | 7-52.3 | TIME OF POSSESSION | 27:43 | 32:17 |
| Had Blocked | 0 | 0 | | | |

BRONCOS DEFENSIVE STATISTICS

| (based on coaches' film review) | | | | | | | | | | | | | | | | | | | | | | | |
|---------------------------------|----|---|----|-------|-------|----|----|----|----------------|----|----|----|-------|-------|----|----|----|--|--|--|--|--|--|
| PLAYER | UT | A | TT | S-YDS | I-YDS | PD | FF | FR | PLAYER | UT | A | TT | S-YDS | I-YDS | PD | FF | FR | | | | | | |
| D. Foxworth | 9 | 1 | 10 | 0-0 | 0-0 | 2 | 1 | 0 | S. Brandon | 1 | 2 | 3 | 0-0 | 0-0 | 0 | 0 | 0 | | | | | | |
| A. Wilson | 5 | 2 | 7 | 0-0 | 0-0 | 1 | 0 | 0 | C. Bailey | 1 | 1 | 2 | 0-0 | 0-0 | 0 | 0 | 0 | | | | | | |
| Da. Williams | 5 | 1 | 6 | 0-0 | 0-0 | 4 | 0 | 0 | C. Brown | 0 | 2 | 2 | 0-0 | 0-0 | 0 | 0 | 0 | | | | | | |
| I. Gold | 4 | 2 | 6 | 0-0 | 0-0 | 0 | 0 | 0 | E. Ekuban | 1 | 0 | 1 | 0-0 | 0-0 | 0 | 0 | 0 | | | | | | |
| D.J. Williams | 3 | 1 | 4 | 0-0 | 0-0 | 2 | 0 | 0 | J. Engelberger | 0 | 1 | 1 | 0-0 | 0-0 | 0 | 0 | 0 | | | | | | |
| M. Myers | 3 | 1 | 4 | 0-0 | 0-0 | 0 | 0 | 0 | T. Pryce | 0 | 1 | 1 | 0-0 | 0-0 | 0 | 0 | 0 | | | | | | |
| J. Lynch | 0 | 3 | 3 | 0-0 | 0-0 | 2 | 0 | 0 | C. Cox | 0 | 0 | 0 | 0-0 | 0-0 | 1 | 0 | 0 | | | | | | |
| D. Veal | 2 | 1 | 3 | 0-0 | 0-0 | 0 | 0 | 0 | TOTAL TOTALS | 39 | 20 | 59 | 0-0 | 0-0 | 13 | 1 | 0 | | | | | | |
| L. Walls | 3 | 0 | 3 | 0-0 | 0-0 | 1 | 0 | 0 | | | | | | | | | | | | | | | |
| G. Warren | 2 | 1 | 3 | 0-0 | 0-0 | 0 | 0 | 0 | | | | | | | | | | | | | | | |





N.Y. Giants 24, Denver 23

Sunday, Oct. 23, 2005 • 4:15 p.m. EDT • Giants Stadium • East Rutherford, N.J.

WEATHER: Fair, 54°, Wind WNW 17 mph • TIME: 3:13 • ATTENDANCE: 78,516

The Denver Broncos saw their 13-point fourth-quarter lead erased by the New York Giants in a 24-23 last-second loss on Sunday in front of 78,516 fans at Giants Stadium. New York quarterback Eli Manning connected with wide receiver Amani Toomer for a 2-yard touchdown pass with 5 seconds left to play, snapping Denver's five-game winning streak.

The Broncos' NFL-record tying streak of four games without a turnover also came to an end when Charlie Adams was credited with a fumble on a desperation kickoff return on the game's final play.

Broncos running back Mike Anderson totaled 120 yards on 24 carries (5.0 avg.) with one touchdown in posting Denver's fourth consecutive game with a 100-yard rusher. Quarterback Jake Plummer threw his 50th touchdown pass as a member of the Broncos and finished the game with 194 yards on 18-of-29 passing (62.1%) with one touchdown. Plummer extended his streak without an interception to a personal-best fifth consecutive game (139 attempts).

Cornerback Darrent Williams forced and recovered a fumble by Giants running back Tiki Barber on Denver's opening defensive series, setting up a 49-yard field goal by Jason Elam for a 3-0 lead at 9:57 of the first quarter. New York took the lead, 7-3, on the next series with Manning's 18-yard scoring pass to wide receiver Plaxico Burress.

The Broncos would score the game's next 10 points with Elam connecting on a 42-yard field goal late in the first quarter and Anderson powering in for a 2-yard scoring run at 5:45 of the second quarter. New York closed its deficit at halftime to three, 13-10, on Jay Feely's 52-yard field goal with 1:03 left in the second quarter.

Denver continued its success in the second half with fullback Kyle Johnson catching a 4-yard touchdown pass on Denver's first drive of the third quarter and Elam hitting a 27-yard field goal early in the fourth quarter to give the Broncos a 23-10 advantage. New York, however, would answer the Elam field goal with Barber's 4-yard touchdown run on its next possession to bring the Giants within six, 23-17, with 9:07 left to play.

While it looked like Denver cornerback Champ Bailey's interception at the 4:56 mark would seal the Broncos' victory, Denver went three-and-out on the ensuing possession.

The Giants took over at their 17-yard line with 3:29 left to play. Manning drove the team on a 15-play, 83-yard scoring drive that ended when he found Toomer in the end zone on third-and-goal from the 2-yard line with 5 seconds to play for the game-winning score.

OFFICIALS:

Referee — Jeff Triplette (42); **Umpire** — Scott Dawson (70); **Head Linesman** — Tony Veteri (36); **Line Judge** — Jeff Seeman (45); **Side Judge** — Greg Meyer (78); **Field Judge** — Duke Carroll (11); **Back Judge** — Gregory Steed (12); **Replay** — Mark Burns.

| | | 1 | 2 | 3 | 4 | OT | TOTAL | | FIELD GOALS (made () & missed) |
|----------------|-----------------|---|---|---|----|----|-------|--|---------------------------------|
| VISITOR | Denver Broncos | 6 | 7 | 7 | 3 | — | 23 | | J. Elam (49) (42) (27) 49WR |
| HOME | New York Giants | 7 | 3 | 0 | 14 | — | 24 | | J. Feely (52) |

| Team | Qtr | Clock Time | PLAY DESCRIPTION (Extra Point) (Drive Info) | SCORE Visitor Home |
|---------|-----|------------|--|--------------------|
| BRONCOS | 1 | 9:57 | J. Elam 49 yd. Field Goal (7-15, 3:34) | 3 0 |
| GIANTS | 1 | 7:02 | P. Burress 18 yd. pass from E. Manning (J. Feely, kick) (5-70, 2:55) | 3 7 |
| BRONCOS | 1 | 1:41 | J. Elam 42 yd. Field Goal (11-45, 5:21) | 6 7 |
| BRONCOS | 2 | 5:45 | M. Anderson 2 yd. run (J. Elam, kick) (13-87, 8:19) | 13 7 |
| GIANTS | 2 | 1:03 | J. Feely 52 yd. Field Goal (10-41, 4:42) | 13 10 |
| BRONCOS | 3 | 13:26 | K. Johnson 4 yd. pass from J. Plummer (J. Elam, kick) (3-60, 1:34) | 20 10 |
| BRONCOS | 4 | 13:18 | J. Elam 27 yd. Field Goal (9-38, 3:54) | 23 10 |
| GIANTS | 4 | 9:07 | T. Barber 4 yd. run (J. Feely, kick) (9-65, 4:11) | 23 17 |
| GIANTS | 4 | 0:05 | A. Toomer 2 yd. pass from E. Manning (J. Feely, kick) (15-83, 3:24) | 23 24 |

DENVER BRONCOS

| OFFENSE | | | | DEFENSE | | | |
|---------|----|--------------|-----|---------|--------------|--|--|
| WR | 80 | R. Smith | LE | 98 | C. Brown | | |
| LT | 78 | M. Lepsis | LT | 96 | M. Myers | | |
| LG | 50 | B. Hamilton | RT | 61 | G. Warren | | |
| C | 66 | T. Nalen | RE | 93 | T. Pryce | | |
| RG | 65 | C. Carlisle | WLB | 52 | I. Gold | | |
| RT | 72 | G. Foster | MLB | 56 | A. Wilson | | |
| TE | 82 | S. Alexander | SLB | 55 | DJ. Williams | | |
| WR | 85 | A. Lelie | LCB | 24 | C. Bailey | | |
| QB | 16 | J. Plummer | RCB | 27 | Da. Williams | | |
| RB | 38 | M. Anderson | SS | 25 | N. Ferguson | | |
| FB | 39 | K. Johnson | FS | 47 | J. Lynch | | |

BRONCOS SUBSTITUTIONS: K 1 J. Elam, P 10 T. Sauerbrun, WR 14 T. Devoe, CB 22 D. Foxworth, S 23 Marq. Anderson, RB 26 T. Bell, CB 35 L. Walls, RB 37 C. Sapp, S 40 C. Cox, CB 41 K. Paymah, LB 51 K. Burns, LB 53 L. Green, LB 54 P. Chukwurah, DE 60 J. Engelberger, T 74 C. Green, G 77 D. Carswell, WR 81 C. Adams, TE/LS 83 M. Leach, TE 88 J. Putzier, TE 89 N. Jackson, DE 91 E. Ekuban, DT 97 D. Veal. **DID NOT PLAY:** QB 11 B. Van Pelt. **INACTIVE:** WR 13 D. Terrell, WR 17 D. Watts, RB 33 R. Dayne, S 42 S. Brandon, CB 45 R. Alexander, C/G 62 C. Myers, DT 75 M. Pope, DE 95 M. Coleman.

NEW YORK GIANTS

| OFFENSE | | | | DEFENSE | | | |
|---------|----|--------------|-----|---------|--------------|--|--|
| WR | 17 | P. Burress | LE | 92 | M. Strahan | | |
| LT | 77 | L. Petitgout | LT | 70 | K. Clancy | | |
| LG | 66 | D. Diehl | RT | 94 | W. Joseph | | |
| C | 60 | S. O'Hara | RE | 72 | O. Umenyiora | | |
| RG | 76 | C. Snee | SLB | 51 | C. Emmons | | |
| RT | 67 | K. McKenzie | MLB | 58 | A. Pierce | | |
| TE | 80 | J. Shockey | WLB | 54 | N. Greisen | | |
| WR | 81 | A. Toomer | LCB | 25 | W. Allen | | |
| QB | 10 | E. Manning | RCB | 39 | C. Deloatch | | |
| RB | 21 | T. Barber | SS | 28 | G. Wilson | | |
| FB | 20 | J. Finn | FS | 26 | B. Alexander | | |

GIANTS SUBSTITUTIONS: PK 2 J. Feely, P 18 J. Feagles, CB 23 C. Webster, RB 27 B. Jacobs, RB 29 C. Morton, RB 34 D. Ward, S 36 S. Williams, S 37 J. Butler, LB 53 R. Torbor, LB 57 C. Blackburn, G 65 J. Whittle, T 71 B. Whitfield, TE 82 V. Shiancoe, WR 84 T. Carter, WR 85 D. Tyree, WR 86 J. Taylor, WR 87 W. Ponder, TE 88 S. Berton, LS 90 R. Kuehl, DE 91 J. Tuck, DT 97 K. Allen, DT 98 F. Robbins. **DID NOT PLAY:** QB 8 T. Hasselbeck. **INACTIVE:** QB 12 J. Lorenzen, CB 24 W. Peterson, CB 41 F. Walker, LB 52 B. Green, G 69 R. Seubert, DE 93 E. Moore, DE 95 A. Awasom, DT 99 D. Duckett.

| FINAL INDIVIDUAL STATISTICS | | | | | | | | | | | | | | | | | | | |
|-----------------------------|--|-----|------|------|--------|----|-----------|-----------------|------------|-----------------|------|-----------|------|------|--------|------|-----|----|------|
| Denver Broncos | | | | | | | | | | New York Giants | | | | | | | | | |
| RUSHING | | ATT | YDS | AVG | LG | TD | RUSHING | | ATT | YDS | AVG | LG | TD | | | | | | |
| M. Anderson | | 24 | 120 | 5.0 | 23 | 1 | T. Barber | | 19 | 86 | 4.5 | 34 | 1 | | | | | | |
| T. Bell | | 8 | 60 | 7.5 | 37 | 0 | T. Carter | | 1 | 11 | 11.0 | 11 | 0 | | | | | | |
| J. Plummer | | 1 | 11 | 11.0 | 11 | 0 | | | | | | | | | | | | | |
| TOTAL | | 33 | 191 | 5.8 | 37 | 1 | TOTAL | | 20 | 97 | 4.9 | 34 | 1 | | | | | | |
| PASSING | | ATT | CMP | YDS | TKD/YD | TD | LG | IN | Rtg. | PASSING | | ATT | CMP | YDS | TKD/YD | TD | LG | IN | Rtg. |
| J. Plummer | | 29 | 18 | 194 | 0/0 | 1 | 37 | 0 | 93.2 | E. Manning | | 42 | 23 | 214 | 0/0 | 2 | 24 | 1 | 74.9 |
| TOTAL | | 29 | 18 | 194 | 0/0 | 1 | 37 | 0 | 93.2 | TOTAL | | 42 | 23 | 214 | 0/0 | 2 | 24 | 1 | 74.9 |
| PASS RECEIVING | | NO | | YDS | AVG | LG | TD | PASS RECEIVING | | NO | | YDS | AVG | LG | TD | | | | |
| A. Lelie | | 5 | | 64 | 12.8 | 26 | 0 | A. Toomer | | 8 | | 62 | 7.8 | 11 | 1 | | | | |
| R. Smith | | 3 | | 51 | 17.0 | 37 | 0 | P. Burress | | 6 | | 84 | 14.0 | 23 | 1 | | | | |
| S. Alexander | | 3 | | 22 | 7.3 | 11 | 0 | T. Barber | | 6 | | 24 | 4.0 | 9 | 0 | | | | |
| J. Putzier | | 3 | | 19 | 6.3 | 10 | 0 | J. Shockey | | 3 | | 44 | 14.7 | 24 | 0 | | | | |
| K. Johnson | | 2 | | 37 | 18.5 | 33 | 1 | | | | | | | | | | | | |
| T. Bell | | 2 | | 1 | 0.5 | 2 | 0 | | | | | | | | | | | | |
| TOTAL | | 18 | | 194 | 10.8 | 37 | 1 | TOTAL | | 23 | | 214 | 9.3 | 24 | 2 | | | | |
| INTERCEPTIONS | | NO | | YDS | AVG | LG | TD | INTERCEPTIONS | | NO | | YDS | AVG | LG | TD | | | | |
| C. Bailey | | 1 | | 0 | 0.0 | 0 | 0 | | | 0 | | 0 | 0.0 | — | 0 | | | | |
| TOTAL | | 1 | | 0 | 0.0 | 0 | 0 | TOTAL | | 0 | | 0 | 0.0 | — | 0 | | | | |
| PUNTING | | NO | YDS | AVG | NET | TB | IN20 | LG | PUNTING | | NO | YDS | AVG | NET | TB | IN20 | LG | | |
| T. Sauerbrun | | 3 | 103 | 34.3 | 34.3 | 0 | 3 | 39 | J. Feagles | | 4 | 184 | 46.0 | 41.5 | 0 | 2 | 49 | | |
| TOTAL | | 3 | 103 | 34.3 | 34.3 | 0 | 3 | 39 | TOTAL | | 4 | 184 | 46.0 | 41.5 | 0 | 2 | 49 | | |
| PUNT RETURNS | | NO | YDS | AVG | FC | LG | TD | PUNT RETURNS | | NO | YDS | AVG | FC | LG | TD | | | | |
| Da. Williams | | 2 | 2 | 1.0 | 1 | 2 | 0 | C. Morton | | 1 | 0 | 0.0 | 2 | 0 | 0 | | | | |
| C. Adams | | 1 | 16 | 16.0 | 0 | 16 | 0 | | | | | | | | | | | | |
| RETURNS | | 3 | 18 | 6.0 | 1 | 16 | 0 | RETURNS | | 1 | 0 | 0.0 | 2 | 0 | 0 | | | | |
| KICKOFF RETURNS | | NO | YDS | AVG | FC | LG | TD | KICKOFF RETURNS | | NO | YDS | AVG | FC | LG | TD | | | | |
| Da. Williams | | 2 | 49 | 24.5 | 0 | 30 | 0 | W. Ponder | | 4 | 124 | 31.0 | 0 | 36 | 0 | | | | |
| C. Adams | | 1 | 17 | 17.0 | 0 | 17 | 0 | [OUT OF BOUNDS] | | 1 | 0 | 0.0 | 0 | — | 0 | | | | |
| K. Johnson | | 1 | 8 | 8.0 | 0 | 8 | 0 | [TOUCHBACK] | | 1 | 0 | 0.0 | 0 | — | 0 | | | | |
| [TOUCHBACK] | | 1 | 0 | 0.0 | 0 | — | 0 | | | | | | | | | | | | |
| RETURNS | | 4 | 74 | 18.5 | 0 | 30 | 0 | RETURNS | | 4 | 124 | 31.0 | 0 | 36 | 0 | | | | |
| Denver Broncos | | | | | | | | | | New York Giants | | | | | | | | | |
| FUMBLES | | Fum | Lost | Rec. | Yds | TD | FF | Rec. | Yds | TD | Bnds | FUMBLES | | Fum | Lost | Rec. | Yds | TD | Bnds |
| C. Adams | | 1 | 1 | 0 | 0 | 0 | 0 | 0 | 0 | 0 | 0 | T. Barber | | 1 | 1 | 0 | 0 | 0 | 0 |
| Da. Williams | | 0 | 0 | 0 | 0 | 0 | 1 | 1 | 0 | 0 | 0 | J. Butler | | 0 | 0 | 0 | 0 | 1 | 5 |
| TOTAL | | 1 | 1 | 0 | 0 | 0 | 1 | 1 | 0 | 0 | 0 | TOTAL | | 1 | 1 | 0 | 0 | 0 | 1 |



Denver 49, Philadelphia 21

Sunday, Oct. 30, 2005 • 2:15 p.m. MST • INVESCO Field at Mile High • Denver

WEATHER: Cloudy, 52°, Wind E 3 mph • TIME: 3:27 • ATTENDANCE: 76,530

The Denver Broncos used an NFL-record setting offensive out-pot to defeat the Philadelphia Eagles 49-21 in front of 76,530 fans on Sunday at INVESCO Field at Mile High. Denver raced to a 28-0 second-quarter lead against the Eagles and held on down the stretch to improve to 6-2 heading into its bye week.

During its win against Philadelphia, Denver became the first team in NFL annals to have two players rush for 100 or more yards along with a 300-yard passer in the same game. Mike Anderson and Tatum Bell, who posted 126 and 107 respective rushing yards, and Jake Plummer, who threw for 309 yards with four touchdowns, led a Denver offense that gained 564 net yards against Philadelphia.

In addition, the Broncos set a franchise record with seven touchdowns (4 pass, 3 rush) while extending their streak without an offensive turnover to 25 consecutive quarters.

Denver scored on a 2-yard run by Anderson on its first series and went ahead 14-0 on fullback Kyle Johnson's 6-yard scoring grab at 4:30 of the first quarter. The Broncos extended their lead to 21-0 at the 12:16 mark of the second quarter on a 2-yard touchdown catch by Rod Smith, who extended his franchise-record streak of consecutive games with a reception to 100 on the play.

After tight end Stephen Alexander made an acrobatic 3-yard touchdown catch from Plummer at 7:47 of the second quarter to put Denver ahead 28-0, Philadelphia began its comeback.

Eagles tight end L.J. Smith put the team on the scoreboard with a 1-yard touchdown catch from quarterback Donovan McNabb with a little more than one minute remaining in the first half. Philadelphia moved to within 14, 28-14, at 9:46 of the third quarter on wide receiver Terrell Owens' career-long 91-yard touchdown catch with the receiver making a nifty move on the short pass.

Two Eagles series later, McNabb connected with running back Brian Westbrook on a 14-yard scoring play that trimmed Denver's lead to 28-21 with 1:33 left in the third quarter. McNabb led the Eagles on a lengthy drive early in the fourth quarter, and it appeared that they would go in for the tying score until Broncos rookie cornerback Domonique Foxworth intercepted a pass in the end zone on third-and-5 from the Denver 24-yard line.

On the ensuing possession, the Broncos took control of the game when wide receiver Todd Devoe turned a short pass into a 44-yard touchdown, the first of his career, to give Denver a 35-21 lead at 9:53 of the fourth quarter.

The Broncos' Bell rounded out the scoring with touchdown runs of 67 and 6 yards, respectively, on Denver's final two drives to seal the victory.

OFFICIALS:

Referee — Bernie Kukar (86); **Umpire** — Bill Schuster (129); **Head Linesman** — Paul Weidner (87); **Line Judge** — Tom Barnes (55); **Side Judge** — Tom Hill (97); **Field Judge** — Boris Cheek (41); **Back Judge** — Steve Freeman (133); **Replay** — Dale Hamer.

DENVER BRONCOS

| OFFENSE | | | | DEFENSE | | | |
|---------|--------------|--------|--------------|---------|-----------|--|--|
| WR 80 | R. Smith | LE 98 | C. Brown | LT 61 | G. Warren | | |
| LT 78 | M. Lepsis | LT 61 | G. Warren | | | | |
| LG 50 | B. Hamilton | RT 93 | T. Pryce | | | | |
| C 66 | T. Nalen | RE 91 | E. Ekuban | | | | |
| RG 65 | C. Carlisle | WLB 52 | I. Gold | | | | |
| RT 72 | G. Foster | MLB 56 | A. Wilson | | | | |
| TE 82 | S. Alexander | LCB 24 | C. Bailey | | | | |
| WR 85 | A. Lelie | RCB 27 | Da. Williams | | | | |
| QB 16 | J. Plummer | CB 40 | C. Cox | | | | |
| RB 38 | M. Anderson | SS 25 | N. Ferguson | | | | |
| FB 39 | K. Johnson | FS 47 | J. Lynch | | | | |

BRONCOS SUBSTITUTIONS: K 1 J. Elam, P 10 T. Sauerbrun, WR 14 T. Devoe, CB 22 D. Foxworth, S 23 Marq. Anderson, RB 26 T. Bell, RB 33 R. Dayne, RB 37 C. Sapp, CB 41 K. Paymah, CB 45 R. Alexander, LB 51 K. Burns, LB 53 L. Green, LB 55 DJ. Williams, DE 60 J. Engelberger, C/G 62 C. Myers, T 74 C. Green, WR 81 C. Adams, TE/LS 83 M. Leach, TE 88 J. Putzier, DE 95 M. Coleman, DT 96 M. Myers, DT 97 D. Veal, **DID NOT PLAY:** QB 11 B. Van Pelt. **INACTIVE:** WR 13 D. Terrell, WR 17 D. Watts, CB 35 L. Wallis, S 42 S. Brandon, LB 54 P. Chukwurah, DT 75 M. Pope, G 77 D. Carswell, TE 89 N. Jackson.

PHILADELPHIA EAGLES

| OFFENSE | | | | DEFENSE | | | |
|---------|--------------|--------|-------------|---------|-----------|--|--|
| WR 83 | G. Lewis | LE 93 | J. Kearse | LT 78 | H. Thomas | | |
| LT 72 | T. Thomas | LT 78 | H. Thomas | | | | |
| LG 77 | A. Hicks | RT 97 | D. Walker | | | | |
| C 63 | H. Fraley | RE 94 | N. Kalu | | | | |
| RG 73 | S. Andrews | SLB 55 | D. Jones | | | | |
| RT 69 | J. Runyan | MLB 54 | J. Trotter | | | | |
| TE 82 | L. Smith | WLB 57 | K. Adams | | | | |
| WR 81 | T. Owens | LCB 26 | L. Sheppard | | | | |
| QB 5 | D. McNabb | RCB 24 | S. Brown | | | | |
| RB 36 | B. Westbrook | SS 32 | M. Lewis | | | | |
| FB 49 | J. Parry | FS 20 | B. Dawkins | | | | |

EAGLES SUBSTITUTIONS: K 6 J. Cortez, P 8 D. Johnson, QB 10 K. Detmer, CB 21 M. Ware, RB 25 L. Gordon, S 27 Q. Mikell, CB 29 R. Hood, CB 31 D. Wynn, RB 34 R. Mahe, S 37 S. Considine, TE 41 S. Spach, LB 50 Z. Moreno, LB 53 M. Simoneau, LB/DE 58 T. Cole, G 61 A. Clarke, G/C 66 T. Darilek, DE 75 J. Thomas, WR 80 B. McMullen, WR 86 R. Brown, TE/LS 88 M. Bartrum, DT 91 S. Rayburn, DT 98 M. Patterson, **DID NOT PLAY:** RB 23 R. Moats. **INACTIVE:** QB 4 M. McMahon, K 2 D. Akers, LB 51 M. McCoy, LB 52 J. Short, DT 65 K. Marshall, T 76 C. Armstrong, T 79 T. Herremans, WR 85 D. McCants.

| | | 1 | 2 | 3 | 4 | OT | TOTAL | FIELD GOALS (made () & missed) | |
|---------|---------------------|----|----|----|----|----|-------|---------------------------------|--|
| VISITOR | Philadelphia Eagles | 0 | 7 | 14 | 0 | — | 21 | | |
| HOME | Denver Broncos | 14 | 14 | 0 | 21 | — | 49 | | |

| Team | Qtr | Clock Time | PLAY DESCRIPTION (Extra Point) (Drive Info) | SCORE Visitor | Home |
|---------|-----|------------|--|---------------|------|
| BRONCOS | 1 | 10:17 | M. Anderson 2 yd. run (J. Elam, kick) (10-74, 4:43) | 0 | 7 |
| BRONCOS | 1 | 4:30 | K. Johnson 6 yd. pass from J. Plummer (J. Elam, kick) (6-50, 3:24) | 0 | 14 |
| BRONCOS | 2 | 12:16 | R. Smith 2 yd. pass from J. Plummer (J. Elam, kick) (7-60, 3:27) | 0 | 21 |
| BRONCOS | 2 | 7:47 | S. Alexander 3 yd. pass from J. Plummer (J. Elam, kick) (6-48, 3:12) | 0 | 28 |
| EAGLES | 2 | 1:13 | L. Smith 1 yd. pass from D. McNabb (J. Cortez, kick) (6-80, 2:37) | 7 | 28 |
| EAGLES | 3 | 9:46 | T. Owens 91 yd. pass from D. McNabb (J. Cortez, kick) (2-89, 0:50) | 14 | 28 |
| EAGLES | 3 | 1:33 | B. Westbrook 14 yd. pass from D. McNabb (J. Cortez, kick) (5-69, 2:51) | 21 | 28 |
| BRONCOS | 4 | 9:53 | T. Devoe 44 yd. pass from J. Plummer (J. Elam, kick) (5-80, 3:24) | 21 | 35 |
| BRONCOS | 4 | 6:31 | T. Bell 67 yd. run (J. Elam, kick) (4-87, 2:21) | 21 | 42 |
| BRONCOS | 4 | 0:26 | T. Bell 6 yd. run (J. Elam, kick) (7-44, 4:20) | 21 | 49 |

FINAL INDIVIDUAL STATISTICS

| Philadelphia Eagles | | | | | | | | | | | | | Denver Broncos | | | | | | | | | | | | |
|---------------------|-----|------|------|------|----|--------------|-----------------|----------------|------------|------|--------------|------|----------------|------|------|----|-------|---|--|--|--|--|--|--|--|
| RUSHING | ATT | | YDS | AVG | LG | TD | RUSHING | ATT | | YDS | AVG | LG | TD | | | | | | | | | | | | |
| B. Westbrook | 13 | 48 | 3.7 | 12 | 0 | M. Anderson | 21 | 126 | 6.0 | 18 | 1 | 0 | 1 | | | | | | | | | | | | |
| L. Gordon | 2 | 16 | 8.0 | 8 | 0 | T. Bell | 14 | 107 | 7.6 | 67 | 2 | 0 | 2 | | | | | | | | | | | | |
| D. McNabb | 3 | 13 | 4.3 | 11 | 0 | J. Plummer | 1 | 22 | 22.0 | 22 | 0 | 0 | 0 | | | | | | | | | | | | |
| T. Owens | 1 | 2 | 2.0 | 2 | 0 | | | | | | | | | | | | | | | | | | | | |
| TOTAL | 19 | 79 | 4.2 | 12 | 0 | TOTAL | 36 | 255 | 7.1 | 67 | | | 3 | | | | | | | | | | | | |
| | | | | | | | | | | | | | | | | | | | | | | | | | |
| PASSING | ATT | CMP | YDS | TD | LG | INT | Rtg. | PASSING | ATT | CMP | YDS | TD | LG | INT | Rtg. | | | | | | | | | | |
| D. McNabb | 34 | 12 | 283 | 2/11 | 3 | 91 | 2 | 71.1 | J. Plummer | 35 | 22 | 309 | 1/0 | 4 | 44 | 0 | 129.3 | | | | | | | | |
| TOTAL | 34 | 12 | 283 | 2/11 | 3 | 91 | 2 | 71.1 | TOTAL | 35 | 22 | 309 | 1/0 | 4 | 44 | 0 | 129.3 | | | | | | | | |
| | | | | | | | | | | | | | | | | | | | | | | | | | |
| PASS RECEIVING | NO | | YDS | AVG | LG | TD | PASS RECEIVING | NO | | YDS | AVG | LG | TD | | | | | | | | | | | | |
| B. Westbrook | 4 | 56 | 14.0 | 34 | 1 | R. Smith | 5 | 76 | 15.2 | 32 | 1 | 0 | 1 | | | | | | | | | | | | |
| T. Owens | 3 | 154 | 51.3 | 91 | 1 | T. Devoe | 5 | 59 | 11.8 | 44 | 1 | 0 | 1 | | | | | | | | | | | | |
| R. Brown | 2 | 44 | 22.0 | 35 | 0 | A. Lelie | 3 | 81 | 27.0 | 37 | 0 | 0 | 0 | | | | | | | | | | | | |
| G. Lewis | 1 | 15 | 15.0 | 15 | 0 | C. Adams | 3 | 25 | 8.3 | 10 | 0 | 0 | 0 | | | | | | | | | | | | |
| L. Gordon | 1 | 13 | 13.0 | 13 | 0 | J. Putzier | 2 | 39 | 19.5 | 28 | 0 | 0 | 0 | | | | | | | | | | | | |
| L. Smith | 1 | 1 | 1.0 | 1 | 1 | S. Alexander | 2 | 7 | 3.5 | 4 | 1 | 0 | 1 | | | | | | | | | | | | |
| | | | | | | M. Anderson | 1 | 16 | 16.0 | 16 | 0 | 0 | 0 | | | | | | | | | | | | |
| | | | | | | K. Johnson | 1 | 6 | 6.0 | 6 | 1 | 0 | 1 | | | | | | | | | | | | |
| TOTAL | 12 | 283 | 23.6 | 91 | 3 | TOTAL | 22 | 309 | 14.0 | 44 | 4 | 0 | 4 | | | | | | | | | | | | |
| | | | | | | | | | | | | | | | | | | | | | | | | | |
| INTERCEPTIONS | NO | | YDS | AVG | LG | TD | INTERCEPTIONS | NO | | YDS | AVG | LG | TD | | | | | | | | | | | | |
| | 0 | 0 | 0 | — | 0 | J. Lynch | 1 | 1 | 1.0 | 1 | 0 | 1 | 0 | | | | | | | | | | | | |
| | | | | | | D. Foxworth | 1 | 0 | 0.0 | 0 | 0 | 0 | 0 | | | | | | | | | | | | |
| TOTAL | 0 | 0 | 0.0 | — | 0 | TOTAL | 2 | 1 | 0.5 | 1 | 0 | 1 | 0 | | | | | | | | | | | | |
| | | | | | | | | | | | | | | | | | | | | | | | | | |
| PUNTING | NO | YDS | AVG | NET | TB | IN20 | LG | PUNTING | NO | YDS | AVG | NET | TB | IN20 | LG | | | | | | | | | | |
| D. Johnson | 8 | 341 | 42.6 | 42.1 | 0 | 1 | 50 | T. Sauerbrun | 7 | 275 | 39.3 | 32.1 | 2 | 2 | 47 | | | | | | | | | | |
| TOTAL | 8 | 341 | 42.6 | 42.1 | 0 | 1 | 50 | TOTAL | 7 | 275 | 39.3 | 32.1 | 2 | 2 | 47 | | | | | | | | | | |
| | | | | | | | | | | | | | | | | | | | | | | | | | |
| PUNT RETURNS | NO | YDS | AVG | FC | LG | TD | PUNT RETURNS | NO | YDS | AVG | FC | LG | TD | | | | | | | | | | | | |
| D. Wynn | 2 | 10 | 5.0 | 2 | 6 | 0 | C. Adams | 3 | 5 | 1.7 | 0 | 7 | 0 | | | | | | | | | | | | |
| [DOWNED] | 1 | 0 | 0.0 | 0 | — | 0 | Da. Williams | 3 | -1 | -0.3 | 1 | 1 | 0 | | | | | | | | | | | | |
| [TOUCHBACK] | 2 | 0 | 0.0 | 0 | — | 0 | [OUT OF BOUNDS] | 1 | 0 | 0.0 | 0 | — | 0 | | | | | | | | | | | | |
| RETURNS | 2 | 10 | 5.0 | 2 | 6 | 0 | RETURNS | 6 | 4 | 0.7 | 1 | 7 | 0 | | | | | | | | | | | | |
| | | | | | | | | | | | | | | | | | | | | | | | | | |
| KICKOFF RETURNS | NO | YDS | AVG | FC | LG | TD | KICKOFF RETURNS | NO | YDS | AVG | FC | LG | TD | | | | | | | | | | | | |
| R. Hood | 6 | 149 | 24.8 | 0 | 32 | 0 | Da. Williams | 1 | 26 | 26.0 | 0 | 26 | 0 | | | | | | | | | | | | |
| D. Wynn | 1 | 17 | 17.0 | 0 | 17 | 0 | R. Alexander | 1 | 26 | 26.0 | 0 | 26 | 0 | | | | | | | | | | | | |
| [TOUCHBACK] | 1 | 0 | 0.0 | 0 | — | 0 | C. Adams | 1 | 19 | 19.0 | 0 | 19 | 0 | | | | | | | | | | | | |
| | | | | | | | [TOUCHBACK] | 1 | 0 | 0.0 | 0 | — | 0 | | | | | | | | | | | | |
| RETURNS | 7 | 166 | 23.7 | 0 | 32 | 0 | RETURNS | 3 | 71 | 23.7 | 0 | 26 | 0 | | | | | | | | | | | | |
| | | | | | | | | | | | | | | | | | | | | | | | | | |
| Philadelphia Eagles | Own | Opp. | | | | | Out | Denver Broncos | Own | Opp. | | | | | Out | | | | | | | | | | |
| FUMBLES | Fum | Lost | Rec. | Yds | TD | FF | Rec. | Yds | TD | Bnds | FUMBLES | Fum | Lost | Rec. | Yds | TD | Bnds | | | | | | | | |
| D. McNabb | 1 | 0 | 1 | 0 | 0 | 0 | 0 | 0 | 0 | 0 | Da. Williams | 1 | 0 | 0 | 0 | 0 | 0 | 1 | | | | | | | |
| TOTAL | 1 | 0 | 1 | 0 | 0 | 0 | 0 | 0 | 0 | 0 | TOTAL | 1 | 0 | 0 | 0 | 0 | 0 | 1 | | | | | | | |



Denver 31, Oakland 17

Sunday, Nov. 13, 2005 • 1:05 p.m. PST • McAfee Coliseum • Oakland, Calif.

WEATHER: Partly Cloudy, 61°, Wind N 8 mph • TIME: 3:12 • ATTENDANCE: 62,779

The Denver Broncos continued to have success when coming off a bye week, returning after their off week to defeat the Oakland Raiders 31-17 on Sunday in front of 62,779 fans at McAfee Coliseum. Denver improved its post bye-week record to 13-4 (.765) since it was introduced in 1990, and that winning percentage ties for the best in the NFL during that period.

Wide receiver Rod Smith became the Broncos' all-time leader in touchdowns with his 66th career score coming on a 27-yard touchdown reception in the second quarter. Denver quarterback Jake Plummer extended his streak without an interception to 193 passing attempts, setting a team record, while completing 16-of-22 passes (72.7%) for 205 yards with one touchdown for a 116.7 passer rating.

The Broncos' defense turned in an outstanding effort, limiting the Raiders to only 60 rushing yards and sacking quarterback Kerry Collins four times. Rookie cornerback Darrent Williams returned a Collins interceptions 80 yards for a touchdown to tie for the second-longest scoring interception return in Broncos history.

After Smith's touchdown catch put Denver ahead 7-0 at 14:54 of the second quarter, Jason Elam hit the extra point and became the fastest player (197 games) in NFL history to reach 1,500 career points. Field goals of 22 and 38 yards by Elam sent the Broncos into halftime with a 13-0 lead.

Running back Mike Anderson, who finished with a game-high 65 rushing yards, extended the Broncos' lead to 20-0 on a 1-yard touchdown run at 7:21 of the third quarter. A 25-yard field goal by Elam in the closing seconds of the third quarter put Denver ahead 23-0.

Oakland would respond in the fourth quarter, scoring its first points of the game on a 29-yard touchdown grab by wide receiver Randy Moss. The Raiders cut their deficit to 23-10 on a 40-yard field goal by Sebastian Janikowski with 12:03 left in the game.

With Oakland threatening to score again, Williams stepped in front of a Collins pass intended for wide receiver Jerry Porter and took it back 80 yards for his first career score to put the game away. Tight end Jeb Putzier caught a two-point conversion, Denver's first of the year, on the next play to put the Broncos ahead 31-10 with 7:02 to play.

Collins' 14-yard touchdown pass to wide receiver Doug Gabriel moved the Raiders to within 14, 31-17, with 1:59 remaining in the game. The Broncos recovered the onside kick attempt, picked up a first down and ran out the clock to preserve the win.

Denver's victory improved Head Coach Mike Shanahan's record against the Raiders to 16-5 (.762), including an 8-3 road mark.

OFFICIALS:

Referee — Tony Corrente (99); **Umpire** — Darrell Jenkins (76); **Head Linesman** — John McGrath (120); **Line Judge** — Ron Blum (7); **Side Judge** — Doug Toole (4); **Field Judge** — Craig Wolstead (89); **Back Judge** — Don Carey (126); **Replay** — Bob Mantoath.

| | | 1 | 2 | 3 | 4 | OT | TOTAL | | |
|----------------|-----------------|------------|--|----|----|----|---------|--|--|
| VISITOR | Denver Broncos | 0 | 13 | 10 | 8 | — | 31 | FIELD GOALS (made () & missed) | |
| HOME | Oakland Raiders | 0 | 0 | 0 | 17 | — | 17 | S. Janikowski 45WL (40) | |
| | | | | | | | | J. Elam (22) (38) (25) | |
| Team | Qtr | Clock Time | PLAY DESCRIPTION (Extra Point) (Drive Info) | | | | SCORE | | |
| | | | | | | | Visitor | Home | |
| BRONCOS | 2 | 14:54 | R. Smith 27 yd. pass from J. Plummer (J. Elam, kick) (2-30, 0:39) | | | | 7 | 0 | |
| BRONCOS | 2 | 8:12 | J. Elam 22 yd. Field Goal (10-55, 5:04) | | | | 10 | 0 | |
| BRONCOS | 2 | 0:00 | J. Elam 38 yd. Field Goal (8-45, 2:27) | | | | 13 | 0 | |
| BRONCOS | 3 | 7:21 | M. Anderson 1 yd. run (J. Elam, kick) (11-80, 5:28) | | | | 20 | 0 | |
| BRONCOS | 3 | 0:59 | J. Elam 25 yd. Field Goal (8-46, 4:41) | | | | 23 | 0 | |
| RAIDERS | 4 | 14:16 | R. Moss 29 yd. pass from K. Collins (S. Janikowski, kick) (5-75, 1:43) | | | | 23 | 7 | |
| RAIDERS | 4 | 12:03 | S. Janikowski 40 yd. Field Goal (6-15, 2:00) | | | | 23 | 10 | |
| BRONCOS | 4 | 7:02 | Da. Williams 80 yd. interception return (J. Plummer-J. Putzier pass) | | | | 31 | 10 | |
| RAIDERS | 4 | 1:59 | D. Gabriel 14 yd. pass from K. Collins (S. Janikowski, kick) (15-72, 5:03) | | | | 31 | 17 | |

| DENVER BRONCOS | | | | | | | | | |
|---|--------------|--------|--------------|--|---------|--|--|--|--|
| OFFENSE | | | | | DEFENSE | | | | |
| WR 80 | R. Smith | LE 98 | C. Brown | | | | | | |
| LT 78 | M. Lepsis | LT 96 | M. Myers | | | | | | |
| LG 50 | B. Hamilton | RT 61 | G. Warren | | | | | | |
| C 66 | T. Nalen | RE 93 | T. Pryce | | | | | | |
| RG 65 | C. Carlisle | WLB 52 | I. Gold | | | | | | |
| RT 72 | G. Foster | MLB 56 | A. Wilson | | | | | | |
| TE 82 | S. Alexander | CB 22 | D. Foxworth | | | | | | |
| WR 81 | C. Adams | LCB 24 | C. Bailey | | | | | | |
| QB 16 | J. Plummer | RCB 27 | Da. Williams | | | | | | |
| RB 38 | M. Anderson | SS 25 | N. Ferguson | | | | | | |
| FB 39 | K. Johnson | FS 47 | J. Lynch | | | | | | |
| BRONCOS SUBSTITUTIONS: K 1 J. Elam, P 10 T. Sauerbrun, WR 14 T. Devoe, RB 26 T. Bell, RB 37 C. Sapp, S 40 C. Cox, CB 41 K. Paymah, S 42 S. Brandon, CB 45 R. Alexander, LB 51 K. Burns, LB 53 L. Green, LB 54 P. Chukwurah, LB 55 D.J. Williams, DE 60 J. Engelberger, C/G 62 C. Myers, T 74 C. Green, TE/LS 83 M. Leach, WR 85 A. Lelie, TE 88 J. Putzier, DE 91 E. Ekuban, DT 97 D. Veal. DID NOT PLAY: QB 11 B. Van Pelt, RB 33 R. Dayne. INACTIVE: WR 13 D. Terrell, WR 17 D. Watts, S 21 H. Abdullah, S 23 M. Anderson, G 59 T. Whitley, DT 75 M. Pope, TE 89 N. Jackson DE 95 M. Coleman. | | | | | | | | | |

| OAKLAND RAIDERS | | | | | | | | | |
|-----------------|-------------|-------|---------------|--|---------|--|--|--|--|
| OFFENSE | | | | | DEFENSE | | | | |
| WR 18 | R. Moss | DE 56 | D. Burgess | | | | | | |
| LT 65 | B. Sims | NT 92 | T. Washington | | | | | | |
| LG 77 | B. Badger | DT 99 | W. Sapp | | | | | | |
| C 62 | A. Treu | DE 93 | T. Kelly | | | | | | |
| RG 67 | R. Stone | LB 52 | K. Morrison | | | | | | |
| RT 76 | R. Gallery | LB 55 | D. Clark | | | | | | |
| WR 85 | D. Gabriel | SS 40 | J. Cooper | | | | | | |
| WR 84 | J. Porter | FS 30 | S. Schweigert | | | | | | |
| QB 5 | K. Collins | CB 22 | R. Hill | | | | | | |
| RB 34 | L. Jordan | CB 21 | N. Asomugha | | | | | | |
| FB 32 | Z. Crockett | CB 27 | F. Washington | | | | | | |

RAIDERS SUBSTITUTIONS: P 9 S. Lechler, K 11 S. Janikowski, RB 20 J. Fargas, CB 23 C. Carr, CB 25 D. Walker, CB 26 S. Routh, S 29 R. Tongue, FB 33 O. Easy, FB 49 J. Foschi, LB 50 I. Ekejiuba, LB 51 T. Johnson, C 64 J. Grove, G 71 C. Hulse, T 78 C. Slaughter, TE 83 C. Anderson, WR 86 R. Williams, WR 87 A. Whitted, TE 88 Z. Flemister, DT 90 T. Sands, LB 91 T. Brayton, DT 95 E. Jasper, DE/LB 96 G. Irons. **DID NOT PLAY:** QB 8 M. Tuiasosopo. **INACTIVE:** 3QB 16 A. Walter, WR 10 C. Francis, WR 19 J. Morant, CB 24 C. Woodson, LB 57 R. Riddle, LB 59 D. Grant, G 66 L. Walker, DE 98 B. Hamilton.

| FINAL INDIVIDUAL STATISTICS | | | | | | | | | | | | | | | | | | | |
|-----------------------------|------------|-------------|-------------|-----------------------|------------|-----------------------|------------------------|------------------------|----------------|-----------------|----------------|------------------------|---------------|------------------------|-------------|------------------------|-------------|-----------------------|-------------|
| Denver Broncos | | | | | | | | | | Oakland Raiders | | | | | | | | | |
| RUSHING | ATT | YDS | AVG | LG | TD | RUSHING | ATT | YDS | AVG | LG | TD | RUSHING | ATT | YDS | AVG | LG | TD | RUSHING | ATT |
| M. Anderson | 17 | 65 | 3.8 | 23 | 1 | L. Jordan | 14 | 48 | 3.4 | 11 | 0 | L. Jordan | 14 | 48 | 3.4 | 11 | 0 | L. Jordan | 14 |
| T. Bell | 16 | 44 | 2.8 | 14 | 0 | Z. Crockett | 3 | 12 | 4.0 | 6 | 0 | Z. Crockett | 3 | 12 | 4.0 | 6 | 0 | Z. Crockett | 3 |
| J. Plummer | 3 | 7 | 2.3 | 9 | 0 | | | | | | | | | | | | | | |
| C. Adams | 2 | 5 | 2.5 | 7 | 0 | | | | | | | | | | | | | | |
| TOTAL | 38 | 121 | 3.2 | 23 | 1 | TOTAL | 17 | 60 | 3.5 | 11 | 0 | TOTAL | 17 | 60 | 3.5 | 11 | 0 | TOTAL | 17 |
| PASSING | ATT | CMP | YDS | TKD/YD | TD | LG | IN | Rtg. | PASSING | ATT | CMP | YDS | TKD/YD | TD | LG | IN | Rtg. | PASSING | ATT |
| J. Plummer | 22 | 16 | 205 | 0/0 | 1 | 41 | 0 | 116.7 | K. Collins | 50 | 26 | 310 | 4/35 | 2 | 29 | 3 | 59.6 | K. Collins | 50 |
| TOTAL | 22 | 16 | 205 | 0/0 | 1 | 41 | 0 | 116.7 | TOTAL | 50 | 26 | 310 | 4/35 | 2 | 29 | 3 | 59.6 | TOTAL | 50 |
| PASS RECEIVING | NO | YDS | AVG | LG | TD | PASS RECEIVING | NO | YDS | AVG | LG | TD | PASS RECEIVING | NO | YDS | AVG | LG | TD | PASS RECEIVING | NO |
| R. Smith | 5 | 50 | 10.0 | 27 | 1 | L. Jordan | 7 | 60 | 8.6 | 23 | 0 | L. Jordan | 7 | 60 | 8.6 | 23 | 0 | L. Jordan | 7 |
| A. Lelie | 3 | 76 | 25.3 | 41 | 0 | R. Moss | 6 | 87 | 14.5 | 29 | 1 | R. Moss | 6 | 87 | 14.5 | 29 | 1 | R. Moss | 6 |
| J. Putzier | 3 | 33 | 11.0 | 18 | 0 | D. Gabriel | 5 | 58 | 11.6 | 14 | 1 | D. Gabriel | 5 | 58 | 11.6 | 14 | 1 | D. Gabriel | 5 |
| T. Bell | 3 | 15 | 5.0 | 13 | 0 | A. Whitted | 3 | 53 | 17.7 | 26 | 0 | A. Whitted | 3 | 53 | 17.7 | 26 | 0 | A. Whitted | 3 |
| K. Johnson | 1 | 17 | 17.0 | 17 | 0 | J. Porter | 3 | 27 | 9.0 | 11 | 0 | J. Porter | 3 | 27 | 9.0 | 11 | 0 | J. Porter | 3 |
| S. Alexander | 1 | 14 | 14.0 | 14 | 0 | C. Anderson | 1 | 18 | 18.0 | 18 | 0 | C. Anderson | 1 | 18 | 18.0 | 18 | 0 | C. Anderson | 1 |
| TOTAL | 16 | 205 | 12.8 | 41 | 1 | TOTAL | 26 | 310 | 11.9 | 29 | 2 | TOTAL | 26 | 310 | 11.9 | 29 | 2 | TOTAL | 26 |
| INTERCEPTIONS | NO | YDS | AVG | LG | TD | INTERCEPTIONS | NO | YDS | AVG | LG | TD | INTERCEPTIONS | NO | YDS | AVG | LG | TD | INTERCEPTIONS | NO |
| Da. Williams | 1 | 80 | 80.0 | 80 | 1 | | | | | | | Da. Williams | 1 | 80 | 80.0 | 80 | 1 | Da. Williams | 1 |
| N. Ferguson | 1 | 28 | 28.0 | 28 | 0 | | | | | | | N. Ferguson | 1 | 28 | 28.0 | 28 | 0 | N. Ferguson | 1 |
| C. Bailey | 1 | 18 | 18.0 | 18 | 0 | | | | | | | C. Bailey | 1 | 18 | 18.0 | 18 | 0 | C. Bailey | 1 |
| TOTAL | 3 | 126 | 42.0 | 80 | 1 | TOTAL | 0 | 0 | 0.0 | — | 0 | TOTAL | 0 | 0 | 0.0 | — | 0 | TOTAL | 0 |
| PUNTING | NO | YDS | AVG | NET | TB | IN20 | LG | PUNTING | NO | YDS | AVG | NET | TB | IN20 | LG | PUNTING | NO | YDS | AVG |
| T. Sauerbrun | 4 | 177 | 44.3 | 37.0 | 1 | 1 | 52 | S. Lechler | 5 | 233 | 46.6 | 32.2 | 1 | 2 | 59 | S. Lechler | 5 | 233 | 46.6 |
| TOTAL | 4 | 177 | 44.3 | 37.0 | 1 | 1 | 52 | TOTAL | 5 | 233 | 46.6 | 32.2 | 1 | 2 | 59 | TOTAL | 5 | 233 | 46.6 |
| PUNT RETURNS | NO | YDS | AVG | FC | LG | TD | PUNT RETURNS | NO | YDS | AVG | FC | LG | TD | PUNT RETURNS | NO | YDS | AVG | FC | LG |
| Da. Williams | 1 | 52 | 52.0 | 1 | 52 | 0 | C. Carr | 2 | 9 | 4.5 | 0 | 9 | 0 | Da. Williams | 1 | 52 | 52.0 | 1 | 52 |
| [OUT OF BOUNDS] | 2 | 0 | 0.0 | — | — | 0 | [DOWNED] | 1 | 0 | 0.0 | — | — | 0 | [OUT OF BOUNDS] | 2 | 0 | 0.0 | — | — |
| [TOUCHBACK] | 1 | 0 | 0.0 | — | — | 0 | [OUT OF BOUNDS] | 1 | 0 | 0.0 | — | — | 0 | [TOUCHBACK] | 1 | 0 | 0.0 | — | — |
| RETURNS | 1 | 52 | 52.0 | 1 | 52 | 0 | RETURNS | 2 | 9 | 4.5 | 0 | 9 | 0 | RETURNS | 2 | 9 | 4.5 | 0 | 9 |
| KICKOFF RETURNS | NO | YDS | AVG | FC | LG | TD | KICKOFF RETURNS | NO | YDS | AVG | FC | LG | TD | KICKOFF RETURNS | NO | YDS | AVG | FC | LG |
| R. Alexander | 2 | 49 | 24.5 | 0 | 29 | 0 | C. Carr | 6 | 139 | 23.2 | 0 | 33 | 0 | R. Alexander | 2 | 49 | 24.5 | 0 | 29 |
| [TOUCHBACK] | 1 | 0 | 0 | — | — | 0 | | | | | | | | [TOUCHBACK] | 1 | 0 | 0 | — | — |
| RETURNS | 2 | 49 | 24.5 | 0 | 29 | 0 | RETURNS | 6 | 139 | 23.2 | 0 | 33 | 0 | RETURNS | 6 | 139 | 23.2 | 0 | 33 |
| Denver Broncos | Own | Opp. | Out | Denver Broncos | Own | Opp. | Out | Oakland Raiders | Own | Opp. | Out | Oakland Raiders | Own | Opp. | Out | Oakland Raiders | Own | Opp. | Out |
| FUMBLES | Fum | Lost | Rec. | Yds | TD | FF | Rec. | Yds | TD | Bnds | FUMBLES | Fum | Lost | Rec. | Yds | TD | Bnds | FUMBLES | Fum |
| T. Bell | 1 | 1 | 0 | 0 | 0 | 0 | 0 | 0 | 0 | 0 | K. Collins | 1 | 0 | 0 | 0 | 0 | 0 | 0 | K. |



Denver 27, N.Y. Jets 0

Sunday, Nov. 20, 2005 • 2:15 p.m. MST • INVESCO Field at Mile High • Denver

WEATHER: Sunny, 61°, Wind N 4 mph • TIME: 2:52 • ATTENDANCE: 76,255

The Denver Broncos recorded their first shutout since November 1997 with a 27-0 win against the New York Jets on Sunday in front of 76,255 fans at INVESCO Field at Mile High. The win was Denver's eighth in a row at home, tying for the fourth-longest such streak in franchise history, and improved the team's record to 8-2 on the year.

Denver controlled play for most of the game and recorded a 42:28-to-17:32 time-of-possession advantage. The Jets totaled only eight rushing attempts, setting a record for fewest rushes ever by a Broncos opponent.

Broncos running back Mike Anderson extended his streak of rushing scores to five consecutive games with three rushing touchdowns to go along with 113 rushing yards. Quarterback Jake Plummer completed 18-of-26 passes (69.2%) for 225 yards and a 95.8 passer rating.

Denver scored 14 of its points of five takeaways (2 interceptions, 3 fumble recoveries) against the Jets and had a +4 turnover ratio in securing the victory. Cornerback Champ Bailey tied his single-season career best with his fifth interception of the year while safety John Lynch also added an interception.

The Broncos scored a touchdown on their first possession of the game, marching 95 yards on 17 plays as part of a drive that lasted 9:34. Anderson's 1-yard run put the Broncos ahead 7-0 at the 2:34 mark of the first quarter.

After Jason Elam hit a 26-yard field goal in the second quarter, Anderson scored on another 1-yard run that increased Denver's lead to 17-0 with 4:26 remaining in the first half.

Both Lynch and Bailey each totaled one interception in the third quarter, but Denver was unable to capitalize on the takeaways. The Broncos finished the period 0-for-3 on third downs and 0-for-1 on its lone fourth-down attempt.

Early in the fourth quarter, Elam drilled a 47-yard field goal to put Denver ahead 20-0. On the Jets' next possession, Broncos linebacker Ian Gold forced a fumble on a sack of Jets quarterback Vinny Testaverde that was recovered by defensive tackle Michael Myers.

Myers' fumble recovery led to Anderson's third rushing score of the afternoon from three yards out with 1:56 remaining in the game.

While the Jets' running game was held to only 19 yards, their passing attack also endured similar struggles against Denver's defense. Starting quarterback Brooks Bollinger was forced from the game with an injury after attempting five passes, and Testaverde compiled a 44.1 passer rating in playing the majority of the loss.

OFFICIALS:

Referee — William F. Carollo (63); **Umpire** — Tony Michalek (115); **Head Linesman** — John Schleyer (21); **Line Judge** — Byron Boston (18); **Side Judge** — James Coleman (95); **Field Judge** — Gene Steratore (114); **Back Judge** — Bob Waggoner (25); **Replay** — Bob Boylston.

| | 1 | 2 | 3 | 4 | OT | TOTAL | FIELD GOALS (made () & missed) |
|-----------------------|---|----|---|----|----|-------|---------------------------------|
| VISITOR New York Jets | 0 | 0 | 0 | 0 | — | 0 | |
| HOME Denver Broncos | 7 | 10 | 0 | 10 | — | 27 | J. Elam (26) (47) |

| Team | Qtr | Clock Time | PLAY DESCRIPTION (Extra Point) (Drive Info) | SCORE Visitor Home |
|---------|-----|------------|---|--------------------|
| BRONCOS | 1 | 2:34 | M. Anderson 1 yd. run (J. Elam, kick) (17-95, 9:34) | 0 7 |
| BRONCOS | 2 | 5:20 | J. Elam 26 yd. Field Goal (16-81, 9:26) | 0 10 |
| BRONCOS | 2 | 4:26 | M. Anderson 1 yd. run (J. Elam, kick) (2-18, 0:50) | 0 17 |
| BRONCOS | 4 | 13:03 | J. Elam 47 yd. Field Goal (6-70, 3:02) | 0 20 |
| BRONCOS | 4 | 1:56 | M. Anderson 3 yd. run (J. Elam, kick) (13-60, 7:42) | 0 27 |

DENVER BRONCOS

| OFFENSE | | | DEFENSE | | |
|---------|--------------|--------|--------------|--|--|
| WR 80 | R. Smith | LE 98 | C. Brown | | |
| LT 78 | M. Lepsis | LT 96 | M. Myers | | |
| LG 50 | B. Hamilton | RT 61 | G. Warren | | |
| C 66 | T. Nalen | RE 93 | T. Pryce | | |
| RG 65 | C. Carlisle | WLB 52 | I. Gold | | |
| RT 72 | G. Foster | MLB 56 | A. Wilson | | |
| TE 82 | S. Alexander | SLB 55 | DJ. Williams | | |
| WR 85 | A. Lelie | LCB 24 | C. Bailey | | |
| QB 16 | J. Plummer | RCB 27 | Da. Williams | | |
| RB 38 | M. Anderson | SS 25 | N. Ferguson | | |
| FB 39 | K. Johnson | FS 47 | J. Lynch | | |

BRONCOS SUBSTITUTIONS: K 1 J. Elam, P 10 T. Sauerbrun, RB 14 T. Devoe, CB 22 D. Foxworth, RB 26 T. Bell, RB 37 C. Sapp, S 40 C. Cox, CB 41 K. Paymah, S 42 S. Brandon, CB 45 R. Alexander, LB 51 K. Burns, LB 53 L. Green, LB 54 P. Chukwurah, C/G 62 C. Myers, T 74 C. Green, WR 81 C. Adams, TE/LB 83 M. Leach, TE 84 W. Duke, TE 88 J. Putzier, DE 91 E. Ekuban, DE 95 M. Coleman, DT 97 D. Veal, **DE 99 J. Not Play:** QB 11 B. Van Pelt, **INACTIVE:** WR 13 D. Terrell, WR 17 D. Watts, S 21 H. Abdullh, RB 33 R. Dayne, G 59 T. Whitley, DE 60 J. Engelberger, DT 75 M. Pope, TE 89 N. Jackson.

NEW YORK JETS

| OFFENSE | | | DEFENSE | | |
|---------|--------------|--------|--------------|--|--|
| SE 87 | L. Coles | WE 56 | J. Abraham | | |
| LT 79 | A. Jones | NT 93 | J. Reed | | |
| LG 78 | J. Goodwin | DT 63 | D. Robertson | | |
| C 66 | P. Kendall | DE 92 | S. Ellis | | |
| RG 65 | B. Moore | WLB 55 | M. Brown | | |
| RT 74 | S. Gragg | MLB 51 | J. Vilma | | |
| TE 88 | D. Jolley | SLB 54 | V. Hobson | | |
| FL 81 | J. McCareins | CB 24 | T. Law | | |
| QB 5 | B. Bollinger | CB 22 | J. Miller | | |
| RB 28 | C. Martin | S 26 | E. Coleman | | |
| FB 33 | J. Sowell | S 25 | K. Rhodes | | |

JETS SUBSTITUTIONS: K 1 M. Nugent, 3QB 3 K. Kingsbury, P 7 B. Graham, QB 16 V. Testaverde, CB 21 D. Strait, DB 32 D. Johnson, RB 34 C. Houston, S 42 R. Washington, FB 44 L. Lawton, S 45 O. Celestin, LB 52 K. Wright, LB 53 B. Gardner, LB 58 R. Myers, DL 70 L. Legree, TE/LB 83 J. Dreessen, WR 84 D. Ridgeway, TE/LB 85 J. Dearth, WR 89 J. Cotchery, DT 91 S. Pouha, WE/LB 97 T. Johnson, DE 99 B. Thomas, **DID NOT PLAY:** G 67 D. Nienhuis, G 72 I. Snell, T/G 76 S. Morley, **INACTIVE:** QB 9 J. Fiedler, WR 18 H. Williams, RB 23 D. Blaylock, DB 31 J. LeSueur, FB 35 B. Askew, CB 36 D. Barrett, LB 98 T. Hollowell.

FINAL INDIVIDUAL STATISTICS

| New York Jets | | | | | | | | | | Denver Broncos | | | | | | | | | | | |
|-----------------|-----|------|----------|--------|----|----------------|-----------------|--------------|------------|----------------|--------------|------|------|----------|------|----|----|------|-----|----|----------|
| RUSHING | ATT | YDS | AVG | LG | TD | RUSHING | ATT | YDS | AVG | LG | TD | | | | | | | | | | |
| J. McCareins | 1 | 8 | 8.0 | 8 | 0 | M. Anderson | 26 | 113 | 4.3 | 15 | 3 | | | | | | | | | | |
| C. Martin | 4 | 7 | 1.8 | 3 | 0 | T. Bell | 10 | 34 | 3.4 | 7 | 0 | | | | | | | | | | |
| B. Bollinger | 2 | 4 | 2.0 | 7 | 0 | C. Sapp | 5 | 21 | 4.2 | 10 | 0 | | | | | | | | | | |
| V. Testaverde | 1 | 0 | 0.0 | 0 | 0 | J. Plummer | 6 | 20 | 3.3 | 17 | 0 | | | | | | | | | | |
| | | | | | | C. Adams | 1 | 3 | 3.0 | 3 | 0 | | | | | | | | | | |
| TOTAL | 8 | 19 | 2.4 | 8 | 0 | TOTAL | 48 | 191 | 4.0 | 17 | 3 | | | | | | | | | | |
| PASSING | ATT | CMP | YDS | TKD/YD | TD | Rtg. | PASSING | ATT | CMP | YDS | TKD/YD | TD | Rtg. | | | | | | | | |
| V. Testaverde | 25 | 15 | 152 | 2/14 | 0 | 19 | 2 | 44.1 | J. Plummer | 26 | 18 | 225 | 2/12 | 0 | 95.8 | | | | | | |
| B. Bollinger | 5 | 4 | 26 | 1/5 | 0 | 17 | 0 | 88.3 | | | | | | | | | | | | | |
| K. Kingsbury | 2 | 1 | 17 | 0/0 | 0 | 17 | 0 | 79.2 | | | | | | | | | | | | | |
| TOTAL | 32 | 20 | 195 | 3/19 | 0 | 19 | 2 | 53.5 | TOTAL | 26 | 18 | 225 | 2/12 | 0 | 95.8 | | | | | | |
| PASS RECEIVING | NO | YDS | AVG | LG | TD | PASS RECEIVING | NO | YDS | AVG | LG | TD | | | | | | | | | | |
| L. Coles | 6 | 62 | 10.3 | 18 | 0 | R. Smith | 5 | 57 | 11.4 | 14 | 0 | | | | | | | | | | |
| J. McCareins | 5 | 73 | 14.6 | 19 | 0 | A. Lelie | 4 | 81 | 20.3 | 49 | 0 | | | | | | | | | | |
| D. Ridgeway | 2 | 26 | 13.0 | 17 | 0 | M. Anderson | 3 | 16 | 5.3 | 9 | 0 | | | | | | | | | | |
| J. Sowell | 2 | 8 | 4.0 | 7 | 0 | C. Adams | 2 | 21 | 10.5 | 16 | 0 | | | | | | | | | | |
| J. Dreessen | 1 | 7 | 7.0 | 7 | 0 | J. Putzier | 1 | 26 | 26.0 | 26 | 0 | | | | | | | | | | |
| C. Houston | 1 | 7 | 7.0 | 7 | 0 | S. Alexander | 1 | 9 | 9.0 | 9 | 0 | | | | | | | | | | |
| D. Jolley | 1 | 4 | 4.0 | 4 | 0 | T. Devoe | 1 | 9 | 9.0 | 9 | 0 | | | | | | | | | | |
| C. Martin | 1 | 4 | 4.0 | 4 | 0 | T. Bell | 1 | 6 | 6.0 | 6 | 0 | | | | | | | | | | |
| J. Cotchery | 1 | 4 | 4.0 | 4 | 0 | | | | | | | | | | | | | | | | |
| TOTAL | 20 | 195 | 9.8 | 19 | 0 | TOTAL | 18 | 225 | 12.5 | 49 | 0 | | | | | | | | | | |
| INTERCEPTIONS | NO | YDS | AVG | LG | TD | INTERCEPTIONS | NO | YDS | AVG | LG | TD | | | | | | | | | | |
| | | | | | | J. Lynch | 1 | 1 | 1.0 | 1 | 0 | | | | | | | | | | |
| | | | | | | C. Bailey | 1 | 0 | 0.0 | 0 | 0 | | | | | | | | | | |
| TOTAL | 0 | 0 | 0.0 | — | 0 | TOTAL | 2 | 1 | 0.5 | 1 | 0 | | | | | | | | | | |
| PUNTING | NO | YDS | AVG | NET | TB | IN20 | LG | PUNTING | NO | YDS | AVG | NET | TB | IN20 | LG | | | | | | |
| B. Graham | 3 | 154 | 51.3 | 50.0 | 0 | 3 | 58 | T. Sauerbrun | 2 | 93 | 46.5 | 40.0 | 0 | 0 | 49 | | | | | | |
| TOTAL | 3 | 154 | 51.3 | 50.0 | 0 | 3 | 58 | TOTAL | 2 | 93 | 46.5 | 40.0 | 0 | 0 | 49 | | | | | | |
| PUNT RETURNS | NO | YDS | AVG | FC | LG | TD | PUNT RETURNS | NO | YDS | AVG | FC | LG | TD | | | | | | | | |
| J. Cotchery | 1 | 13 | 13.0 | 1 | 13 | 0 | Da. Williams | 1 | 4 | 4.0 | 0 | 4 | 0 | | | | | | | | |
| | | | | | | | [DOWNED] | 2 | 0 | 0.0 | 0 | — | 0 | | | | | | | | |
| RETURNS | 1 | 13 | 13.0 | 1 | 13 | 0 | RETURNS | 1 | 4 | 4.0 | 0 | 4 | 0 | | | | | | | | |
| KICKOFF RETURNS | NO | YDS | AVG | FC | LG | TD | KICKOFF RETURNS | NO | YDS | AVG | FC | LG | TD | | | | | | | | |
| J. Miller | 5 | 116 | 23.2 | 0 | 30 | 0 | R. Alexander | 1 | 23 | 23.0 | 0 | 23 | 0 | | | | | | | | |
| [TOUCHBACK] | 1 | 0 | 0 | 0 | — | 0 | | | | | | | | | | | | | | | |
| RETURNS | 5 | 116 | 23.2 | 0 | 30 | 0 | RETURNS | 1 | 23 | 23.0 | 0 | 23 | 0 | | | | | | | | |
| New York Jets | | | | | | | | | | Denver Broncos | | | | | | | | | | | |
| FUMBLES | Fum | Lost | Own Rec. | Yds | TD | FF | Rec. | Yds | TD | Out Bnds | FUMBLES | Fum | Lost | Own Rec. | Yds | TD | FF | Rec. | Yds | TD | Out Bnds |
| V. Testaverde | 3 | 2 | 1 | -3 | 0 | 0 | 0 | 0 | 0 | 0 | J. Plummer | 1 | 1 | 0 | 0 | 0 | 0 | 0 | 0 | 0 | 0 |
| J. Miller | 1 | 1 | 0 | 0 | 0 | 0 | 0 | 0 | 0 | 0 | I. Gold | 0 | 0 | 0 | 0 | 0 | 1 | 0 | 0 | 0 | |
| J. Vilma | 0 | 0 | 0 | 0 | 0 | 0 | 1 | 0 | 0 | 0 | C. Sapp | 0 | 0 | 0 | 0 | 0 | 1 | 0 | 0 | 0 | |
| D. Strait | 0 | 0 | 0 | 0 | 0 | 0 | 0 | 1 | 0 | 0 | R. Alexander | 0 | 0 | 0 | 0 | 0 | 0 | 1 | 0 | 0 | |
| | | | | | | | | | | | N. Ferguson | 0 | 0 | 0 | 0 | 0 | 1 | 0 | 0 | 0 | |
| | | | | | | | | | | | M. Myers | 0 | 0 | 0 | 0 | 0 | 0 | 1 | 0 | 0 | |
| Total | 4 | 3 | 1 | -3 | 0 | 1 | 1 | 0 | 0 | 0 | Total | 1 | 1 | 0 | 0 | 0 | 2 | 3 | 0 | 0 | |

FINAL TEAM STATISTICS

| JETS | BRONCOS | JETS | BRONCOS |
|--|---------|----------|---------|
| TOTAL FIRST DOWNS | 10 | 28 | |
| By Rushing | 1 | 18 | |
| By Passing | 9 | 7 | |
| By Penalty | 0 | 3 | |
| THIRD DOWN EFFICIENCY | 3-9-33% | 7-15-47% | |
| FOURTH DOWN EFFICIENCY | 0-1-0% | 2-3-67% | |
| TOTAL NET YARDS | 195 | 404 | |
| Total Offensive Plays (inc. times thrown passing) | 43 | 76 | |
| Average gain per offensive play | 4.5 | 5.3 | |
| NET YARDS RUSHING | 19 | 191 | |
| Total Rushing Plays | 8 | 48 | |
| Average gain per rushing play | 2.4 | 4.0 | |
| Tackles for a loss - number and yards | 1-3 | 1-5 | |
| NET YARDS PASSING | 176 | 213 | |
| Times thrown - yards lost attempting to pass | 3-19 | 2-12 | |
| Gross yards passing | 195 | 225 | |
| PASS ATTEMPTS-COMPLETIONS-HAD INTERCEPTED | 32-20-2 | 26-18-0 | |
| Average gain per pass play (inc. # thrown passing) | 5.0 | 7.6 | |
| KICKOFFS Number-In End Zone-Touchbacks | 1-1-0 | 6-4-1 | |
| PUNTS Number and Average | 3-51.3 | 2-46.5 | |
| Had Blocked | 0 | 0 | |
| FGs - PATs Had Blocked | 0-0 | 0-0 | |
| Net punting average | 50.0 | 40.0 | |
| TOTAL RETURN YARDAGE (Not Including Kickoffs) | 13 | 5 | |
| No. and Yards Punt Returns | 1-13 | 1-4 | |
| No. and Yards Kickoff Returns | 5-116 | 1-23 | |
| No. and Yards Interception Returns | 0-0 | 2-1 | |
| PENALTIES Number and Yards | 7-41 | 3-30 | |
| FUMBLES Number and Loss | 4-3 | 1-1 | |
| TOUCHDOWNS | 0 | 3 | |
| Rushing | 0 | 3 | |
| Passing | 0 | 0 | |
| Interceptions | 0 | 0 | |
| EXTRA POINTS Made-Attempts | 0-0 | 3-3 | |
| Kicking Made-Attempts | 0-0 | 3-3 | |
| FIELD GOALS Made-Attempts | 0-0 | 2-2 | |
| RED ZONE EFFICIENCY | 0-0-0% | 3-5-60% | |
| GOAL TO GO EFFICIENCY | 0-0-0% | 3-5-60% | |
| SAFETIES | 0 | 0 | |
| FINAL SCORE | 0 | 27 | |
| TIME OF POSSESSION | 17:32 | 42:28 | |

BRONCOS DEFENSIVE STATISTICS

| (based on coaches' film review) | | | | | | | | | | | | | | | | | | |
|---------------------------------|----|---|----|-------|-------|----|----|----|-------------|----|----|----|-------|-------|----|----|----|--|
| PLAYER | UT | A | TT | S-YDS | I-YDS | PD | FF | FR | PLAYER | UT | A | TT | S-YDS | I-YDS | PD | FF | FR | |
| I. Gold | 4 | 2 | 6 | 1-8 | 0-0 | 0 | 1 | 0 | G. Warren | 0 | 2 | 2 | 0-0 | 0-0 | 0 | 0 | 0 | |
| Da. Williams | 6 | 0 | 6 | 0-0 | 0-0 | 0 | 0 | 0 | C. Brown | 0 | 1 | 1 | 0-0 | 0-0 | 0 | 0 | 0 | |
| A. Wilson | 3 | 2 | 5 | 1-5 | 0-0 | 0 | 0 | 0 | M. Coleman | 1 | 0 | 1 | 1-6 | 0-0 | 0 | 0 | 0 | |
| D. Foxworth | 3 | 1 | 4 | 0-0 | 0-0 | 0 | 0 | 0 | E. Ekuban | 1 | 0 | 1 | 0-0 | 0-0 | 0 | 0 | 0 | |
| C. Bailey | 1 | 1 | 2 | 0-0 | 0-0 | 0 | 0 | 0 | D. Veal | 0 | 0 | 1 | 0-0 | 0-0 | 0 | 0 | 0 | |
| M. Myers | 2 | 1 | 3 | 0-0 | 0-0 | 1 | 0 | 0 | TEAM TOTALS | 30 | 13 | 43 | 3-19 | 2-1 | 5 | 1 | 2 | |
| DJ. Williams | 1 | 2 | 3 | 0-0 | 0-0 | 0 | 0 | 0 | | | | | | | | | | |
| C. Cox | 2 | 0 | 2 | 0-0 | 0-0 | 0 | 0 | 0 | | | | | | | | | | |
| N. Ferguson | 2 | 0 | 2 | 0-0 | 0-0 | 0 | 0 | 1 | | | | | | | | | | |
| J. Lynch | 2 | 0 | 2 | 0-0 | -1 | 2 | 0 | 0 | | | | | | | | | | |



Denver 24, Dallas 21 OT

Thursday, Nov. 24, 2005 • 3:17 p.m. CST • Texas Stadium • Irving, Texas

WEATHER: Fair, 68° • TIME: 3:31 • ATTENDANCE: 63,273

Playing for the ninth time in team history on Thanksgiving Day, the Denver Broncos improved to 9-2 on the year with a 24-21 overtime win against the Dallas Cowboys in front of 63,273 fans at Texas Stadium. The win marked the Broncos' third ever on Thanksgiving Day and second in a row on the holiday.

Filling in for an injured Tatum Bell, Broncos running back Ron Dayne broke free for a 55-yard run on the second play of overtime to set up Jason Elam's game-winning 24-yard field goal on the next play. Dayne finished with a season-best 98 yards on seven carries (14.0 avg.) with one touchdown.

Broncos cornerback Champ Bailey recorded his sixth interception of the year, taking back an errant Drew Bledsoe throw 65 yards for a first-quarter touchdown to open the game's scoring. Bailey's interception return for a touchdown was his second of the year, making him only the sixth player in franchise history to have two scoring interception returns in the same year.

Denver quarterback Jake Plummer threw for 162 yards with one touchdown and one interception. His second-quarter interception, caught by Cowboys cornerback Terrence Newman, ended his franchise-best streak without an interception at 229 attempts.

After Bailey's interception return put the Broncos ahead 7-0 at 8:10 of the first quarter, Bledsoe connected with wide receiver Keyshawn Johnson for a 14-yard touchdown pass at 3:46 of the opening period to tie the score. Plummer put Denver ahead 14-7 on its next series with a 20-yard scoring pass to wide receiver Rod Smith at 14:17 of the second quarter.

An offside penalty by the Broncos gave Dallas another chance on fourth-and-goal from the 1-yard line late in the first half, and Bledsoe capitalized on the opportunity by scoring on a quarterback sneak. The touchdown knotted the score at 14 as both teams entered halftime.

Dayne's 16-yard touchdown run on the Broncos' first offensive series of the second half gave the team a 21-14 lead with 5:47 left in the third quarter. The Cowboys would answer early in the fourth quarter on a 4-yard touchdown grab by tight end Jason Witten.

The Cowboys put themselves in position for a game-winning field goal, but kicker Billy Cundiff missed a 34-yard attempt wide left on fourth-and-5 from the Denver 15 with 7:46 remaining. Dallas also drove to the Denver 48-yard line with less than two minutes remaining before the drive stalled, forcing the Cowboys to punt and ultimately sending the game to overtime.

Denver won the coin toss in the extra period. After a 7-yard catch by Charlie Adams, Dayne raced 55 yards to the Dallas 6-yard line to set up Elam's game-winning field goal on the next play.

OFFICIALS:

Referee — Gerry Austin (34); **Umpire** — Roy Ellison (81); **Head Linesman** — Jerry Bergman (91); **Line Judge** — Carl Johnson (101); **Side Judge** — Mike Weatherford (116); **Field Judge** — Scott Edwards (3); **Back Judge** — Jim Howey (37); **Replay** — James Wilson.

| | 1 | 2 | 3 | 4 | OT | TOTAL | FIELD GOALS (made () & missed) | | |
|-------------------------------|-----|------------|--|---|----|-------|---------------------------------|------|--|
| VISITOR Denver Broncos | 7 | 7 | 7 | 0 | 3 | 24 | J. Elam | (24) | |
| HOME Dallas Cowboys | 7 | 7 | 0 | 7 | 0 | 21 | B. Cundiff | 34WL | |
| Team | Qtr | Clock Time | PLAY DESCRIPTION (Extra Point) (Drive Info) | | | | SCORE | | |
| | | | | | | | Visitor | Home | |
| BRONCOS | 1 | 8:10 | C. Bailey 65 yd. interception return (J. Elam, kick) | | | | 7 | 0 | |
| COWBOYS | 1 | 3:46 | K. Johnson 14 yd. pass from D. Bledsoe (B. Cundiff, kick) (9-71, 4:24) | | | | 7 | 7 | |
| BRONCOS | 2 | 14:17 | R. Smith 20 yd. pass from J. Plummer (J. Elam, kick) (7-84, 4:29) | | | | 14 | 7 | |
| COWBOYS | 2 | 2:53 | D. Bledsoe 1 yd. run (B. Cundiff, kick) (10-69, 5:28) | | | | 14 | 14 | |
| BRONCOS | 3 | 5:47 | R. Dayne 16 yd. run (J. Elam, kick) (11-90, 6:20) | | | | 21 | 14 | |
| COWBOYS | 4 | 13:36 | J. Witten 4 yd. pass from D. Bledsoe (B. Cundiff, kick) (3-10, 1:18) | | | | 21 | 21 | |
| BRONCOS | 5 | 13:39 | J. Elam 24 yd. Field Goal (3-62, 1:21) | | | | 24 | 21 | |

DENVER BRONCOS

| OFFENSE | | | DEFENSE | | |
|---------|--------------|--------|--------------|--|--|
| WR 80 | R. Smith | LE 98 | C. Brown | | |
| LT 78 | M. Lepsis | LT 96 | M. Myers | | |
| LG 50 | B. Hamilton | RT 61 | G. Warren | | |
| C 66 | T. Nalen | RE 93 | T. Pryce | | |
| RG 65 | C. Carlisle | WLB 52 | I. Gold | | |
| RT 72 | G. Foster | MLB 56 | A. Wilson | | |
| TE 82 | S. Alexander | SLB 55 | DJ. Williams | | |
| WR 85 | A. Lelie | LCB 24 | C. Bailey | | |
| QB 16 | J. Plummer | RCB 27 | Da. Williams | | |
| RB 38 | M. Anderson | SS 25 | N. Ferguson | | |
| FB 39 | K. Johnson | FS 47 | J. Lynch | | |

BRONCOS SUBSTITUTIONS: K 1 J. Elam, P 10 T. Sauerbrun, WR 14 T. Devoe, CB 22 D. Foxworth, RB 33 R. Dayne, RB 37 C. Sapp, S 40 C. Cox, CB 41 K. Paymah, S 42 S. Brandon, CB 45 R. Alexander, LB 51 K. Burns, LB 53 L. Green, LB 54 P. Chukwurah, C/G 62 C. Myers, T 74 C. Green, WR 81 C. Adams, TE/LS 83 M. Leach, TE 88 J. Putzier, DE 91 E. Ekuban, DE 95 M. Coleman, DT 97 D. Veal. **DID NOT PLAY:** QB 11 B. Van Pelt, TE 84 W. Duke. **INACTIVE:** WR 13 D. Terrell, WR 17 D. Watts, S 21 H. Abdullah, RB 26 T. Bell, G 59 T. Whitley, DE 60 J. Engelberger, DT 75 M. Pope, TE 89 N. Jackson.

DALLAS COWBOYS

| OFFENSE | | | DEFENSE | | |
|---------|-------------|--------|-------------|--|--|
| WR 19 | K. Johnson | LE 96 | M. Spears | | |
| TE 86 | D. Campbell | NT 97 | L. Glover | | |
| LT 77 | T. Tucker | RE 98 | G. Ellis | | |
| LG 73 | L. Allen | SLB 50 | S. Fujita | | |
| C 52 | A. Johnson | MLB 56 | B. James | | |
| RG 62 | M. Rivera | JLB 55 | R. Fowler | | |
| RT 79 | R. Pettiti | WLB 94 | D. Ware | | |
| TE 82 | J. Witten | LCB 41 | T. Newman | | |
| WR 83 | T. Glenn | RCB 26 | A. Glenn | | |
| QB 11 | D. Bledsoe | FS 29 | K. Davis | | |
| RB 21 | J. Jones | SS 31 | R. Williams | | |

COWBOYS SUBSTITUTIONS: P 1 M. McBriar, K 3 B. Cundiff, QB 9 T. Romo, WR 18 T. Copper, S 20 W. Pile, RB 24 M. Barber, RB 28 T. Thompson, CB 33 N. Jones, CB 35 J. Reeves, S 38 L. Scott, FB 39 L. Polite, LB 54 Q. Caver, LB 57 K. Burnett, LB 59 D. Nguyen, G 60 B. Noll, G/C 65 A. Gurodo, TE 80 S. Ryan, WR 81 P. Price, LB 90 E. Ogbogu, LS 91 L. Ladouceur, DE 93 K. Coleman, DT 95 J. Ferguson, DE 99 C. Canty. **DID NOT PLAY:** None. **INACTIVE:** 3QB 7 D. Henson, CB 42 A. Henry, LB 58 S. Shanley, T 70 E. Brooks, G 72 S. Peterman, T 75 M. Colombo, WR 84 P. Crayton, DT 92 T. Johnson.

FINAL INDIVIDUAL STATISTICS

| Denver Broncos | | | | | | | | | | | Dallas Cowboys | | | | | | | | | | | | | | | | | | | | | | | | | |
|-----------------|---------|-----|------|----------|-----|----------------|-----------------|--------------|------------|------|----------------|----------------|---------|-----------------|------|--------------|------|----------------|------|-------|-----------------|--------|----------|----------------|-------------|-------|------|-----------------|-----|------|------|------|-----|----|----------|---|
| RUSHING | ATT | YDS | AVG | LG | TD | RUSHING | ATT | YDS | AVG | LG | TD | RUSHING | ATT | YDS | AVG | LG | TD | RUSHING | ATT | YDS | AVG | LG | TD | | | | | | | | | | | | | |
| R. Dayne | 7 | 98 | 14.0 | 55 | 1 | J. Jones | 20 | 55 | 2.8 | 11 | 0 | R. Dayne | 7 | 98 | 14.0 | 55 | 1 | J. Jones | 20 | 55 | 2.8 | 11 | 0 | | | | | | | | | | | | | |
| M. Anderson | 11 | 31 | 2.8 | 5 | 0 | M. Barber | 9 | 28 | 3.1 | 6 | 0 | M. Anderson | 11 | 31 | 2.8 | 5 | 0 | M. Barber | 9 | 28 | 3.1 | 6 | 0 | | | | | | | | | | | | | |
| J. Plummer | 2 | 15 | 7.5 | 14 | 0 | D. Bledsoe | 3 | 2 | 0.7 | 2 | 1 | J. Plummer | 2 | 15 | 7.5 | 14 | 0 | D. Bledsoe | 3 | 2 | 0.7 | 2 | 1 | | | | | | | | | | | | | |
| TOTAL | 20 | 144 | 7.2 | 55 | 1 | TOTAL | 32 | 85 | 2.7 | 11 | 1 | TOTAL | 20 | 144 | 7.2 | 55 | 1 | TOTAL | 32 | 85 | 2.7 | 11 | 1 | | | | | | | | | | | | | |
| PASSING | ATT | CMP | YDS | TKD/YD | TD | LG | IN | Rtg. | PASSING | ATT | CMP | YDS | TKD/YD | TD | LG | IN | Rtg. | PASSING | ATT | CMP | YDS | TKD/YD | TD | LG | IN | Rtg. | | | | | | | | | | |
| J. Plummer | 24 | 15 | 162 | 2/13 | 1 | 24 | 1 | 78.8 | D. Bledsoe | 44 | 29 | 232 | 1/3 | 2 | 39 | 2 | 75.2 | J. Plummer | 24 | 15 | 162 | 2/13 | 1 | 24 | 1 | 78.8 | | | | | | | | | | |
| TOTAL | 24 | 15 | 162 | 2/13 | 1 | 24 | 1 | 78.8 | TOTAL | 44 | 29 | 232 | 1/3 | 2 | 39 | 2 | 75.2 | TOTAL | 24 | 15 | 162 | 2/13 | 1 | 24 | 1 | 78.8 | | | | | | | | | | |
| PASS RECEIVING | NO | YDS | AVG | LG | TD | PASS RECEIVING | NO | YDS | AVG | LG | TD | PASS RECEIVING | NO | YDS | AVG | LG | TD | PASS RECEIVING | NO | YDS | AVG | LG | TD | PASS RECEIVING | NO | YDS | AVG | LG | TD | | | | | | | |
| R. Smith | 5 | 57 | 11.4 | 20 | 1 | J. Witten | 9 | 82 | 9.1 | 18 | 1 | R. Smith | 5 | 57 | 11.4 | 20 | 1 | J. Witten | 9 | 82 | 9.1 | 18 | 1 | R. Smith | 5 | 57 | 11.4 | 20 | 1 | | | | | | | |
| J. Putzier | 4 | 69 | 17.3 | 24 | 0 | K. Johnson | 6 | 59 | 9.8 | 14 | 1 | J. Putzier | 4 | 69 | 17.3 | 24 | 0 | K. Johnson | 6 | 59 | 9.8 | 14 | 1 | J. Putzier | 4 | 69 | 17.3 | 24 | 0 | | | | | | | |
| R. Dayne | 2 | 10 | 5.0 | 7 | 0 | J. Jones | 5 | 9 | 1.8 | 6 | 0 | R. Dayne | 2 | 10 | 5.0 | 7 | 0 | J. Jones | 5 | 9 | 1.8 | 6 | 0 | R. Dayne | 2 | 10 | 5.0 | 7 | 0 | | | | | | | |
| M. Anderson | 2 | 6 | 3.0 | 3 | 0 | T. Glenn | 4 | 56 | 14.0 | 39 | 0 | M. Anderson | 2 | 6 | 3.0 | 3 | 0 | T. Glenn | 4 | 56 | 14.0 | 39 | 0 | M. Anderson | 2 | 6 | 3.0 | 3 | 0 | | | | | | | |
| K. Johnson | 1 | 13 | 13.0 | 13 | 0 | P. Price | 2 | 15 | 7.5 | 8 | 0 | K. Johnson | 1 | 13 | 13.0 | 13 | 0 | P. Price | 2 | 15 | 7.5 | 8 | 0 | K. Johnson | 1 | 13 | 13.0 | 13 | 0 | | | | | | | |
| C. Adams | 1 | 7 | 7.0 | 7 | 0 | L. Polite | 1 | 8 | 8.0 | 8 | 0 | C. Adams | 1 | 7 | 7.0 | 7 | 0 | L. Polite | 1 | 8 | 8.0 | 8 | 0 | C. Adams | 1 | 7 | 7.0 | 7 | 0 | | | | | | | |
| | | | | | | T. Copper | 1 | 5 | 5.0 | 5 | 0 | | | | | | | T. Copper | 1 | 5 | 5.0 | 5 | 0 | | | | | | | | | | | | | |
| | | | | | | M. Barber | 1 | -2 | -2.0 | -2 | 0 | | | | | | | M. Barber | 1 | -2 | -2.0 | -2 | 0 | | | | | | | | | | | | | |
| TOTAL | | 15 | 162 | 10.8 | 24 | 1 | TOTAL | 29 | 232 | 8.0 | 39 | 2 | TOTAL | | 15 | 162 | 10.8 | 24 | 1 | TOTAL | 29 | 232 | 8.0 | 39 | 2 | TOTAL | | 15 | 162 | 10.8 | 24 | 1 | | | | |
| INTERCEPTIONS | NO | YDS | AVG | LG | TD | INTERCEPTIONS | NO | YDS | AVG | LG | TD | INTERCEPTIONS | NO | YDS | AVG | LG | TD | INTERCEPTIONS | NO | YDS | AVG | LG | TD | INTERCEPTIONS | NO | YDS | AVG | LG | TD | | | | | | | |
| C. Bailey | 1 | 65 | 65.0 | 65 | 1 | T. Newman | 1 | 4 | 4.0 | 4 | 0 | C. Bailey | 1 | 65 | 65.0 | 65 | 1 | T. Newman | 1 | 4 | 4.0 | 4 | 0 | C. Bailey | 1 | 65 | 65.0 | 65 | 1 | | | | | | | |
| N. Ferguson | 1 | 1 | 1.0 | 1 | 0 | | | | | | | N. Ferguson | 1 | 1 | 1.0 | 1 | 0 | | | | | | | N. Ferguson | 1 | 1 | 1.0 | 1 | 0 | | | | | | | |
| TOTAL | 2 | 66 | 33.0 | 65 | 1 | TOTAL | 1 | 4 | 4.0 | 4 | 0 | TOTAL | 2 | 66 | 33.0 | 65 | 1 | TOTAL | 1 | 4 | 4.0 | 4 | 0 | TOTAL | 2 | 66 | 33.0 | 65 | 1 | | | | | | | |
| PUNTING | NO | YDS | AVG | NET | TB | IN20 | LG | PUNTING | NO | YDS | AVG | NET | TB | IN20 | LG | PUNTING | NO | YDS | AVG | NET | TB | IN20 | LG | PUNTING | NO | YDS | AVG | NET | TB | IN20 | LG | | | | | |
| T. Sauerbrun | 7 | 311 | 44.4 | 43.0 | 0 | 2 | 54 | T. Sauerbrun | 7 | 311 | 44.4 | 43.0 | 0 | 2 | 54 | T. Sauerbrun | 7 | 311 | 44.4 | 43.0 | 0 | 2 | 54 | T. Sauerbrun | 7 | 311 | 44.4 | 43.0 | 0 | 2 | 54 | | | | | |
| TOTAL | 7 | 311 | 44.4 | 43.0 | 0 | 2 | 54 | TOTAL | 5 | 238 | 47.6 | 42.0 | 1 | 2 | 55 | TOTAL | 7 | 311 | 44.4 | 43.0 | 0 | 2 | 54 | TOTAL | 5 | 238 | 47.6 | 42.0 | 1 | 2 | 55 | | | | | |
| PUNT RETURNS | NO | YDS | AVG | FC | LG | TD | PUNT RETURNS | NO | YDS | AVG | FC | LG | TD | PUNT RETURNS | NO | YDS | AVG | FC | LG | TD | PUNT RETURNS | NO | YDS | AVG | FC | LG | TD | PUNT RETURNS | NO | YDS | AVG | FC | LG | TD | | |
| Da. Williams | 1 | 8 | 8.0 | 2 | 8 | 0 | P. Price | 2 | 10 | 5.0 | 0 | 8 | 0 | Da. Williams | 1 | 8 | 8.0 | 2 | 8 | 0 | P. Price | 2 | 10 | 5.0 | 0 | 8 | 0 | Da. Williams | 1 | 8 | 8.0 | 2 | 8 | 0 | | |
| [DOWNED] | 1 | 0 | 0.0 | 0 | 0 | 0 | T. Newman | 2 | 0 | 0.0 | 2 | 0 | 0 | [DOWNED] | 1 | 0 | 0.0 | 0 | 0 | 0 | T. Newman | 2 | 0 | 0.0 | 2 | 0 | 0 | [DOWNED] | 1 | 0 | 0.0 | 0 | 0 | 0 | | |
| [TOUCHBACK] | 1 | 0 | 0.0 | 0 | 0 | 0 | [DOWNED] | 1 | 0 | 0.0 | 0 | 0 | 0 | [TOUCHBACK] | 1 | 0 | 0.0 | 0 | 0 | 0 | [DOWNED] | 1 | 0 | 0.0 | 0 | 0 | 0 | [TOUCHBACK] | 1 | 0 | 0.0 | 0 | 0 | 0 | | |
| RETURNS | 1 | 8 | 8.0 | 2 | 8 | 0 | RETURNS | 4 | 10 | 2.5 | 2 | 8 | 0 | RETURNS | 1 | 8 | 8.0 | 2 | 8 | 0 | RETURNS | 4 | 10 | 2.5 | 2 | 8 | 0 | RETURNS | 1 | 8 | 8.0 | 2 | 8 | 0 | | |
| KICKOFF RETURNS | NO | YDS | AVG | FC | LG | TD | KICKOFF RETURNS | NO | YDS | AVG | FC | LG | TD | KICKOFF RETURNS | NO | YDS | AVG | FC | LG | TD | KICKOFF RETURNS | NO | YDS | AVG | FC | LG | TD | KICKOFF RETURNS | NO | YDS | AVG | FC | LG | TD | | |
| R. Alexander | 4 | 73 | 18.3 | 0 | 23 | 0 | T. Thompson | 3 | 81 | 27.0 | 0 | 33 | 0 | R. Alexander | 4 | 73 | 18.3 | 0 | 23 | 0 | T. Thompson | 3 | 81 | 27.0 | 0 | 33 | 0 | R. Alexander | 4 | 73 | 18.3 | 0 | 23 | 0 | | |
| Da. Williams | 1 | 27 | 27.0 | 0 | 27 | 0 | D. Campbell | 1 | 14 | 14.0 | 0 | 14 | 0 | Da. Williams | 1 | 27 | 27.0 | 0 | 27 | 0 | D. Campbell | 1 | 14 | 14.0 | 0 | 14 | 0 | Da. Williams | 1 | 27 | 27.0 | 0 | 27 | 0 | | |
| RETURNS | 5 | 100 | 20.0 | 0 | 27 | 0 | RETURNS | 4 | 95 | 23.8 | 0 | 33 | 0 | RETURNS | 5 | 100 | 20.0 | 0 | 27 | 0 | RETURNS | 4 | 95 | 23.8 | 0 | 33 | 0 | RETURNS | 5 | 100 | 20.0 | 0 | 27 | 0 | | |
| Denver Broncos | Fumbles | Fum | Lost | Own Rec. | Yds | TD | FF | Rec. | Yds | TD | Out Bnds | Dallas Cowboys | Fumbles | Fum | Lost | Own Rec. | Yds | TD | FF | Rec. | Yds | TD | Out Bnds | Denver Broncos | Fumbles | Fum | Lost | Own Rec. | Yds | TD | FF | Rec. | Yds | TD | Out Bnds | |
| M. Anderson | 1 | 1 | 0 | 0 | 0 | 0 | 0 | 0 | 0 | 0 | 0 | T. Newman | 1 | 0 | 1 | 0 | 0 | 0 | 0 | 0 | 0 | 0 | 0 | 0 | M. Anderson | 1 | 1 | 0 | 0 | 0 | 0 | 0 | 0 | 0 | 0 | 0 |
| R. Williams | 0 | 0 | 0 | 0 | 0 | 0 | 0 | 0 | 0 | 0 | 0 | R. Williams | 0 | 0 | 0 | 0 | 0 | 0 | 0 | 0 | 0 | 0 | 0 | R. Williams | 0 | 0 | 0 | 0 | 0 | 0 | 0 | 0 | 0 | 0 | 0 | |
| Total | 1 | 1 | 0 | 0 | 0 | 0 | 0 | 0 | 0 | 0 | 0 | Total | 1 | 0 | 1 | 0 | 0 | 0 | 0 | 1 | 1 | 0 | 0 | Total | 1 | 1 | 0 | 0 | 0 | 0 | 0 | 0 | 0 | 0 | 0 | |



Kansas City 31, Denver 27

Sunday, Dec. 4, 2005 • 3:15 p.m. CST • Arrowhead Stadium • Kansas City, Mo.

WEATHER: Sunny & Cold, 28° (wind chill 20°), Wind N 8 mph • TIME: 3:06 • ATTENDANCE: 78,261

The Denver Broncos' four-game winning streak was snapped by the Kansas City Chiefs on Sunday with a 31-27 loss in front of 78,261 fans at Arrowhead Stadium. The loss dropped Denver's record to 9-3 on the season and narrowed its first-place lead in the AFC West to one game over both Kansas City and San Diego.

Denver, which lost to the Chiefs for the 17th time in its 18 all-time road December meetings against the club, struggled to contain the Chiefs' rushing game. Running back Larry Johnson totaled 140 yards on 30 carries (4.7 avg.) with two touchdowns, including a 4-yard run with 9:58 to play that gave Kansas City a 31-27 lead and proved to be the game-winning score.

Broncos running back Mike Anderson scored one rushing touchdown and tallied a 66-yard receiving touchdown off a short screen pass to open the game's scoring in the first quarter. The play marked the longest reception of Anderson's career.

Denver quarterback Jake Plummer completed 18-of-29 passes (62.1%) for 276 yards with one touchdown and two interceptions.

After Anderson's touchdown catch at 9:14 of the first quarter put the Broncos ahead 7-0, the Chiefs answered with a 41-yard touchdown by wide receiver Dante Hall on a Trent Green throw. Broncos cornerback Champ Bailey intercepted a pass for the fourth consecutive game early in the second quarter, putting Denver on its 43-yard line, but the team was unable to capitalize and went three-and-out on the ensuing series.

The Chiefs scored on their next series with Johnson plunging in for a 1-yard touchdown that put them ahead 14-7 with 10:05 remaining in the first half. The Broncos went 56 yards on their next drive with Anderson scoring from one yard out to tie the score.

A 25-yard touchdown reception by tight end Tony Gonzalez gave the Chiefs a 21-14 lead with 1:39 left in the second quarter. Denver moved the chains with efficiency on its next drive, which culminated in a 7-yard touchdown scored on a keeper by quarterback Bradlee Van Pelt, who lined up behind center with Plummer split wide and scored on his first NFL play from scrimmage.

Denver had an opportunity to take the lead on the first series of the third quarter, but Plummer's third-down attempt deep in Chiefs territory was intercepted. Both teams exchanged field goals in the quarter, tying the score at 24 entering the final frame.

Denver took the lead on a 40-yard field by Jason Elam at 13:31 of the fourth quarter, but Kansas City went ahead for good on its next series with a 4-yard Johnson touchdown run at 9:58. The Broncos looked to be positioning themselves for a score with less than three minutes remaining in the game but could not convert a fourth-and-1 from their 47-yard line, halting the drive.

OFFICIALS:

Referee — Bill Leavy (127); **Umpire** — Richard Hall (49); **Head Linesman** — Mark Baltz (00); **Line Judge** — Charles Stewart (62); **Side Judge** — Don Carlsen (39); **Field Judge** — Rob Vernatchi (75); **Back Judge** — Kirk Dorman (6); **Replay** — Neil Gereb.

| | 1 | 2 | 3 | 4 | OT | TOTAL | FIELD GOALS (made () & missed) | |
|----------------|--------------------|---|----|---|----|-------|---------------------------------|--|
| VISITOR | Denver Broncos | 7 | 14 | 3 | 3 | — | 27 | |
| HOME | Kansas City Chiefs | 7 | 14 | 3 | 7 | — | 31 | |

| Team | Qtr | Clock Time | PLAY DESCRIPTION (Extra Point) (Drive Info) | SCORE Visitor | Home |
|---------|-----|------------|---|---------------|------|
| BRONCOS | 1 | 9:14 | M. Anderson 66 yd. pass from J.Plummer (J. Elam, kick) (2-80, 0:52) | 7 | 0 |
| CHIEFS | 1 | 5:49 | D. Hall 41 yd. pass from T. Green (L. Tynes, kick) (8-74, 3:25) | 7 | 7 |
| CHIEFS | 2 | 10:05 | L. Johnson 1 yd. run (L. Tynes, kick) (6-74, 3:36) | 7 | 14 |
| BRONCOS | 2 | 3:27 | M. Anderson 1 yd. run (J. Elam, kick) (12-56, 6:38) | 14 | 14 |
| CHIEFS | 2 | 1:39 | T. Gonzalez 25 yd. pass from T. Green (L. Tynes, kick) (4-61, 1:48) | 14 | 21 |
| BRONCOS | 2 | 0:22 | B. Van Pelt 7 yd. run (J. Elam, kick) (7-68, 1:17) | 21 | 21 |
| CHIEFS | 3 | 10:04 | L. Tynes 34 yd. Field Goal (6-4, 3:30) | 21 | 24 |
| BRONCOS | 3 | 3:09 | J. Elam 22 yd. Field Goal (12-69, 6:55) | 24 | 24 |
| BRONCOS | 4 | 13:31 | J. Elam 40 yd. Field Goal (5-22, 2:40) | 27 | 24 |
| CHIEFS | 4 | 9:58 | L. Johnson 4 yd. run (L. Tynes, kick) (6-70, 3:33) | 27 | 31 |

DENVER BRONCOS

| OFFENSE | | | DEFENSE | | |
|---------|----|--------------|---------|----|--------------|
| WR | 80 | R. Smith | LE | 98 | C. Brown |
| LT | 78 | M. Lepsis | LT | 96 | M. Myers |
| LG | 50 | B. Hamilton | RT | 61 | G. Warren |
| C | 66 | T. Nalen | RE | 93 | T. Pryce |
| RG | 65 | C. Carlisle | WLB | 52 | I. Gold |
| RT | 72 | G. Foster | MLB | 56 | A. Wilson |
| TE | 82 | S. Alexander | SLB | 55 | DJ. Williams |
| WR | 85 | A. Lelie | LCB | 24 | C. Bailey |
| QB | 16 | J. Plummer | RCB | 27 | Da. Williams |
| RB | 38 | M. Anderson | SS | 25 | N. Ferguson |
| FB | 39 | K. Johnson | FS | 47 | J. Lynch |

BRONCOS SUBSTITUTIONS: K 1 J. Elam, P 10 T. Sauerbrun, QB 11 B. Van Pelt, WR 14 T. Devoe, S 21 H. Abdullah, CB 22 D. Foxworth, RB 26 T. Bell, RB 33 R. Dayne, RB 37 C. Sapp, S 40 C. Cox, CB 41 K. Paymah, S 42 S. Brandon, CB 45 R. Alexander, LB 53 L. Green, LB 54 P. Chukwurah, G 59 T. Whitley, DE 60 J. Engelberger, C/G 62 C. Myers, WR 81 C. Adams, TE/LS 83 M. Leach, TE 88 J. Putzier, DE 91 E. Ekuban, DT 97 D. Veal. **DID NOT PLAY:** None. **INACTIVE:** WR 13 D. Terrell, WR 17 D. Watts, LB 51 K. Burns, T 74 C. Green, DT 75 M. Pope, TE 84 W. Duke, TE 89 N. Jackson, DE 95 M. Coleman.

KANSAS CITY CHIEFS

| OFFENSE | | | DEFENSE | | |
|---------|----|---------------|---------|----|-------------|
| WR | 82 | D. Hall | LE | 98 | E. Hicks |
| LT | 77 | W. Roaf | LT | 93 | J. Browning |
| LG | 54 | B. Waters | RT | 75 | L. Dalton |
| C | 62 | C. Wiegmann | RE | 69 | J. Allen |
| RG | 68 | W. Shields | LOLB | 56 | D. Johnson |
| RT | 76 | J. Welbourn | MLB | 50 | K. Mitchell |
| TE | 88 | T. Gonzalez | ROLB | 99 | K. Bell |
| WR | 87 | E. Kennison | LCB | 23 | P. Surtain |
| QB | 10 | T. Green | RCB | 44 | E. Warfield |
| RB | 27 | L. Johnson | SS | 29 | S. Knight |
| FB | 49 | T. Richardson | FS | 25 | G. Wesley |

CHIEFS SUBSTITUTIONS: K 1 L. Tynes, P 2 D. Colquitt, WR 18 S. Parker, CB 20 B. Sapp, CB 22 D. McClellan, S 24 W. Barte, CB 30 D. Washington, RB 39 D. Brown, TE 48 E. Perry, LB 51 B. Grigsby, DE 55 G. Stills, LB 59 S. Barber, T 65 J. Black, C/T 67 C. Bober, WR 81 C. Horn, TE 84 K. Wilson, WR 85 M. Boerigter, TE 89 J. Dunn, T 90 R. Sims, LB 91 R. Scanlon, DT 94 J. Siavii, DE 96 J. Wilkerson. **DID NOT PLAY:** QB 15 T. Collins. **INACTIVE:** QB 11 D. Huard, S 21 J. Woods, FB 42 R. Cruz, CB 47 A. Hodge, T 71 W. Svitek, T 72 J. Parquet, T 79 K. Sampson, DE 92 C. Hall.

FINAL INDIVIDUAL STATISTICS

| Denver Broncos | | | | | | | | | | | | | Kansas City Chiefs | | | | | | | | | | | | | |
|-----------------|--|--|-----|------|------|---------|------|---------------|------|----------------|-----------------|-------------|--------------------|---------|-----|-----|---------|------|------|------|------|------|-----|----|------|---|
| RUSHING | | | ATT | YDS | AVG | LG | TD | RUSHING | | | ATT | YDS | AVG | LG | TD | | | | | | | | | | | |
| T. Bell | | | 5 | 46 | 9.2 | 15 | 0 | L. Johnson | | | 30 | 140 | 4.7 | 30 | 2 | | | | | | | | | | | |
| M. Anderson | | | 13 | 37 | 2.8 | 13 | 1 | T. Green | | | 3 | 13 | 4.3 | 8 | 0 | | | | | | | | | | | |
| R. Dayne | | | 8 | 26 | 3.3 | 10 | 0 | T. Richardson | | | 1 | 8 | 8.0 | 8 | 0 | | | | | | | | | | | |
| J. Plummer | | | 1 | 8 | 8.0 | 8 | 0 | D. Hall | | | 1 | 6 | 6.0 | 6 | 0 | | | | | | | | | | | |
| R. Smith | | | 1 | 7 | 7.0 | 7 | 0 | D. Brown | | | 2 | 1 | 0.5 | 3 | 0 | | | | | | | | | | | |
| B. Van Pelt | | | 1 | 7 | 7.0 | 7 | 1 | TOTAL | | | 37 | 168 | 4.5 | 30 | 2 | | | | | | | | | | | |
| TOTAL | | | 29 | 131 | 4.5 | 15 | 2 | TOTAL | | | 37 | 168 | 4.5 | 30 | 2 | | | | | | | | | | | |
| PASSING | | | ATT | CMP | YDS | TKD/ YD | TD | LG | IN | Rtg. | PASSING | | | ATT | CMP | YDS | TKD/ YD | TD | LG | IN | Rtg. | | | | | |
| J. Plummer | | | 29 | 18 | 276 | 1/8 | 1 | 66 | 2 | 76.2 | T. Green | | | 23 | 16 | 253 | 0/0 | 2 | 54 | 2 | 98.6 | | | | | |
| R. Smith | | | 0 | 0 | 0 | 1/11 | 0 | 0 | 0 | 0 | TOTAL | | | 23 | 16 | 253 | 0/0 | 2 | 54 | 2 | 98.6 | | | | | |
| TOTAL | | | 29 | 18 | 276 | 2/19 | 1 | 66 | 2 | 76.2 | TOTAL | | | 23 | 16 | 253 | 0/0 | 2 | 54 | 2 | 98.6 | | | | | |
| PASS RECEIVING | | | NO | | | YDS | AVG | LG | TD | PASS RECEIVING | | | NO | | | YDS | AVG | LG | TD | | | | | | | |
| R. Smith | | | 6 | | | 79 | 13.2 | 18 | 0 | E. Kennison | | | 4 | | | 108 | 27.0 | 54 | 0 | | | | | | | |
| J. Putzier | | | 4 | | | 50 | 12.5 | 32 | 0 | S. Parker | | | 4 | | | 39 | 9.8 | 14 | 0 | | | | | | | |
| A. Lelie | | | 2 | | | 63 | 31.5 | 56 | 0 | D. Hall | | | 2 | | | 55 | 27.5 | 41 | 1 | | | | | | | |
| K. Johnson | | | 2 | | | -1 | -0.5 | 2 | 0 | L. Johnson | | | 2 | | | 9 | 4.5 | 6 | 0 | | | | | | | |
| M. Anderson | | | 1 | | | 66 | 66.0 | 66 | 1 | T. Gonzalez | | | 1 | | | 25 | 25.0 | 25 | 1 | | | | | | | |
| T. Devoe | | | 1 | | | 9 | 9.0 | 9 | 0 | K. Wilson | | | 1 | | | 11 | 11.0 | 11 | 0 | | | | | | | |
| S. Alexander | | | 1 | | | 9 | 9.0 | 9 | 0 | J. Dunn | | | 1 | | | 3 | 3.0 | 3 | 0 | | | | | | | |
| T. Bell | | | 1 | | | 1 | 1.0 | 1 | 0 | C. Horn | | | 1 | | | 3 | 3.0 | 3 | 0 | | | | | | | |
| TOTAL | | | 18 | | | 276 | 15.3 | 66 | 1 | TOTAL | | | 16 | | | 253 | 15.8 | 54 | 2 | | | | | | | |
| INTERCEPTIONS | | | NO | | | YDS | AVG | LG | TD | INTERCEPTIONS | | | NO | | | YDS | AVG | LG | TD | | | | | | | |
| Da. Williams | | | 1 | | | 28 | 28.0 | 28 | 0 | P. Surtain | | | 1 | | | 0 | 0.0 | 0 | 0 | | | | | | | |
| C. Bailey | | | 1 | | | 10 | 10.0 | 10 | 0 | K. Mitchell | | | 1 | | | 0 | 0.0 | 0 | 0 | | | | | | | |
| TOTAL | | | 2 | | | 38 | 19.0 | 28 | 0 | TOTAL | | | 2 | | | 0 | 0.0 | 0 | 0 | | | | | | | |
| PUNTING | | | NO | | | YDS | AVG | NET | TB | IN20 | LG | PUNTING | | | NO | | | YDS | AVG | NET | TB | IN20 | LG | | | |
| T. Sauerbrun | | | 2 | | | 98 | 49.0 | 44.0 | 0 | 0 | 57 | D. Colquitt | | | 2 | | | 76 | 38.0 | 27.5 | 1 | 0 | 41 | | | |
| TOTAL | | | 2 | | | 98 | 49.0 | 44.0 | 0 | 0 | 57 | TOTAL | | | 2 | | | 76 | 38.0 | 27.5 | 1 | 0 | 41 | | | |
| PUNT RETURNS | | | NO | | | YDS | AVG | FC | LG | TD | PUNT RETURNS | | | NO | | | YDS | AVG | FC | LG | TD | | | | | |
| Da. Williams | | | 1 | | | 1 | 1.0 | 0 | 1 | 0 | D. Hall | | | 2 | | | 10 | 5.0 | 0 | 8 | 0 | | | | | |
| [TOUCHBACK] | | | 1 | | | 0 | 0.0 | 0 | — | 0 | TOTAL | | | 2 | | | 10 | 5.0 | 0 | 8 | 0 | | | | | |
| RETURNS | | | 1 | | | 1 | 1.0 | 0 | 1 | 0 | RETURNS | | | 2 | | | 10 | 5.0 | 0 | 8 | 0 | | | | | |
| KICKOFF RETURNS | | | NO | | | YDS | AVG | FC | LG | TD | KICKOFF RETURNS | | | NO | | | YDS | AVG | FC | LG | TD | | | | | |
| Da. Williams | | | 4 | | | 87 | 21.8 | 0 | 36 | 0 | D. Hall | | | 6 | | | 143 | 23.8 | 0 | 31 | 0 | | | | | |
| C. Sapp | | | 1 | | | 20 | 20.0 | 0 | 20 | 0 | TOTAL | | | 6 | | | 143 | 23.8 | 0 | 31 | 0 | | | | | |
| D. Veal | | | 1 | | | 6 | 6.0 | 0 | 6 | 0 | TOTAL | | | 6 | | | 143 | 23.8 | 0 | 31 | 0 | | | | | |
| RETURNS | | | 6 | | | 113 | 18.8 | 0 | 36 | 0 | RETURNS | | | 6 | | | 143 | 23.8 | 0 | 31 | 0 | | | | | |
| Denver Broncos | | | | | | | | | | | | | Kansas City Chiefs | | | | | | | | | | | | | |
| FUMBLES | | | Fum | Lost | Rec. | Yds | TD | FF | Rec. | Yds | TD | Bnds | FUMBLES | | | Fum | Lost | Rec. | Yds | TD | FF | Rec. | Yds | TD | Bnds | |
| S. Brandon | | | 0 | | | 0 | 0 | 0 | 0 | 1 | 0 | 0 | 0 | D. Hall | | | 1 | | | 1 | 0 | 0 | 0 | 0 | 0 | 0 |
| T. Devoe | | | 0 | | | 0 | 0 | 0 | 0 | 1 | 0 | 0 | 0 | TOTAL | | | 1 | | | 1 | 0 | 0 | 0 | 0 | 0 | 0 |
| Total | | | 0 | | | 0 | 0 | 0 | 0 | 1 | 1 | 0 | 0 | Total | | | 1 | | | 1 | 0 | 0 | 0 | 0 | 0 | 0 |



Denver 12, Baltimore 10

Sunday, Dec. 11, 2005 • 2:15 p.m. MST • INVESCO Field at Mile High • Denver

WEATHER: Sunny, 41°, Wind N 5 mph • TIME: 2:57 • ATTENDANCE: 75,651

The Denver Broncos snapped a four-game losing streak to the Baltimore Ravens with a 12-10 victory on Sunday in front of 75,651 fans at INVESCO Field at Mile High. With the victory, Mike Shanahan passed Dan Reeves to become the winningest head coach in Broncos history with 118 wins (111 regular season, 7 postseason) since he was hired in 1995.

Denver's win extended its home-winning streak to 11 games, tying for the third-longest such streak in franchise history. In addition, its victory over the Ravens was its 11th in a row at home in the month of December, marking the second-longest active streak (Kansas City - 17) in the NFL.

Quarterback Kyle Boller trimmed Baltimore's deficit to 12-10 with 1:52 remaining in the game with a 39-yard touchdown pass to wide receiver Mark Clayton. On the ensuing possession, Broncos wide receiver Ashley Lelie picked up a first down on an 8-yard reverse to force the Ravens to use their final timeout and seal the victory for Denver.

Denver cornerback Champ Bailey set a franchise record with an interception for the fifth consecutive game. Quarterback Jake Plummer turned in a solid performance for the Broncos, completing 19-of-33 passes (57.6%) for 236 yards with one touchdown for a 90.0 passer rating.

An 87-yard return by the Ravens' B.J. Sams on the opening kickoff put Baltimore at Denver's 10-yard line to begin the game. Denver held the Ravens to -1 yards on their first three plays, and Baltimore settled for a 29-yard field goal by kicker Matt Stover to take a 3-0 lead and become the first team in 2005 to score on its opening possession against the Broncos.

Denver answered on its next possession with a 47-yard field goal by Jason Elam at 8:44 of the first quarter. Baltimore had two scoring chances in the second quarter but had a drive stall at Denver's 35-yard line (punt) and was intercepted (safety Nick Ferguson) in the end zone on a third-and-10 from the Broncos' 24-yard line.

Elam's 48-yard field goal as time expired in the first half put the Broncos ahead 6-3 at halftime.

Plummer's 7-yard touchdown pass to fullback Kyle Johnson gave Denver a 12-3 lead at the 6:08 mark of the third quarter. Elam, who is the NFL's all-time leader in extra-point accuracy, had his attempt go off the right upright a play later.

The miscue proved to be insignificant, however. Clayton's 39-yard touchdown grab with 1:52 left in the fourth quarter trimmed the Ravens' deficit to 12-10, but Denver was able to pick up a first down on the next possession to eventually force the Ravens to use their final two timeouts.

OFFICIALS:

Referee — Walt Anderson (66); **Umpire** — Jeff Rice (44); **Head Linesman** — Phil McKinney (110); **Line Judge** — Gary Arthur (108); **Side Judge** — Rick Patterson (15); **Field Judge** — Bill Lovett (98); **Back Judge** — Billy Smith (2); **Replay** — Dick Creed.

| | 1 | 2 | 3 | 4 | OT | TOTAL | FIELD GOALS (made /) & missed) |
|---------------------------------|---|---|---|---|----|-------|---------------------------------|
| VISITOR Baltimore Ravens | 3 | 0 | 0 | 7 | — | 10 | M. Stover (29) |
| HOME Denver Broncos | 3 | 3 | 6 | 0 | — | 12 | J. Elam (47) (48) |

| Team | Qtr | Clock Time | PLAY DESCRIPTION (Extra Point) (Drive Info) | SCORE Visitor | Home |
|---------|-----|------------|---|---------------|------|
| RAVENS | 1 | 12:59 | M. Stover 29 yd. Field Goal (4--1,2:01) | 3 | 0 |
| BRONCOS | 1 | 8:44 | J. Elam 47 yd. Field Goal (10-51, 4:15) | 3 | 3 |
| BRONCOS | 2 | 0:00 | J. Elam 48 yd. Field Goal (7-50, 0:48) | 3 | 6 |
| BRONCOS | 3 | 6:08 | K. Johnson 7 yd. pass from J. Plummer (kick failed, hru) (8-42, 3:46) | 3 | 12 |
| RAVENS | 4 | 1:52 | M. Clayton 39 yd. pass from K. Boller (M. Stover, kick) (8-93, 2:19) | 10 | 12 |

DENVER BRONCOS

| OFFENSE | | | DEFENSE | | |
|---------|--------------|--------|--------------|--|--|
| WR 80 | R. Smith | LE 98 | C. Brown | | |
| LT 78 | M. Lepsis | LT 96 | M. Myers | | |
| LG 50 | B. Hamilton | RT 61 | G. Warren | | |
| C 66 | T. Nalen | RE 93 | T. Pryce | | |
| RG 65 | C. Carlisle | WLB 52 | I. Gold | | |
| RT 72 | G. Foster | MLB 56 | A. Wilson | | |
| TE 82 | S. Alexander | SLB 55 | DJ. Williams | | |
| TE 88 | J. Putzler | LCB 24 | C. Bailey | | |
| QB 16 | J. Plummer | RCB 22 | D. Foxworth | | |
| RB 38 | M. Anderson | SS 25 | N. Ferguson | | |
| FB 39 | K. Johnson | FS 47 | J. Lynch | | |

BRONCOS SUBSTITUTIONS: K 1 J. Elam, P 10 T. Sauerbrun, WR 14 T. Devoe, RB 26 T. Bell, CB 27 Da. Williams, RB 33 R. Dayne, RB 37 C. Sapp, DB 40 C. Cox, CB 41 K. Paymah, S 42 S. Brandon, LB 51 K. Burns, LB 53 L. Green, LB 54 P. Chukwurah, G 59 T. Whitley, DE 60 J. Engelberger, C/G 62 C. Myers, WR 81 C. Adams, TE/LS 83 M. Leach, WR 85 A. Lelie, DE 91 E. Ekuban, DT 97 D. Veal. **DID NOT PLAY:** QB 11 B. Van Pelt, TE 84 W. Duke. **INACTIVE:** WR 13 D. Terrell, WR 17 D. Watts, S 21 H. Abdullah, CB 45 R. Alexander, T 74 C. Green, DT 75 M. Pope, TE 89 N. Jackson, DE 95 M. Coleman.

BALTIMORE RAVENS

| OFFENSE | | | DEFENSE | | |
|---------|-------------|---------|--------------|--|--|
| TE 89 | M. Clayton | LE 93 | D. Edwards | | |
| LT 75 | J. Ogden | DT 97 | K. Gregg | | |
| LG 60 | J. Brown | NT 92 | M. Kemoeatu | | |
| C 62 | M. Flynn | RE 95 | J. Johnson | | |
| RG 69 | B. Rimpf | LOLB 96 | A. Thomas | | |
| RT 79 | T. Pashos | LILB 50 | T. Polley | | |
| TE 86 | T. Heap | RILB 57 | B. Scott | | |
| WR 85 | D. Mason | ROLB 55 | T. Suggs | | |
| QB 7 | K. Boller | LCB 21 | C. McAlister | | |
| RB 29 | C. Taylor | RCB 22 | S. Rolle | | |
| FB 34 | O. Mughelli | S 20 | E. Reed | | |

RAVENS SUBSTITUTIONS: K 3 M. Stover, K 8 A. Eling, P 15 D. Zastudil, CB 24 D. Carter, RB 30 J. White, RB/RS 36 B. Sams, CB 37 D. Sanders, DB 46 B. Ward, S 49 C. Williams, LB/DE 54 R. Green, LB 56 D. Haley, LB 58 P. Boulware, C 63 T. Szalay, G 64 E. Multitalo, LS 70 M. Katula, T 78 A. Terry, WR 80 R. Hymes, WR 81 D. Darling, TE 83 D. Wilcox, TE 87 D. Dinkins, DT 91 A. Franklin. **DID NOT PLAY:** QB 2 A. Wright, RB 31 J. Lewis. **INACTIVE:** QB 14 B. St. Pierre, WR 11 P. Johnson, CB 25 E. Oglesby, FB 33 J. Green, LB 51 M. Smith, G 68 K. Vincent, WR 84 C. Moore, DE 98 A. Weaver.

FINAL INDIVIDUAL STATISTICS

| Baltimore Ravens | | | | | | | | | | | Denver Broncos | | | | | | | | | | | | | | | | |
|------------------|---------|------|------|------|----|----------------|-----------------|--------------|------------|------|----------------|----------------|------|-----------------|------|-------------|------|----------------|------|------|-----------------|------|------|------|----|----|----|
| RUSHING | ATT | YDS | AVG | LG | TD | RUSHING | ATT | YDS | AVG | LG | TD | PASSING | ATT | YDS | AVG | LG | TD | PASSING | ATT | YDS | AVG | LG | TD | | | | |
| C. Taylor | 20 | 59 | 3.0 | 14 | 0 | T. Bell | 16 | 63 | 3.9 | 18 | 0 | C. Bailey | 33 | 19 | 236 | 2/14 | 1 | 24 | 0 | 90.0 | | | | | | | |
| M. Clayton | 1 | 10 | 10.0 | 10 | 0 | M. Anderson | 8 | 21 | 2.6 | 6 | 0 | M. Clayton | 1 | 0 | 0 | 0 | 0 | 0 | 0 | 0 | | | | | | | |
| K. Boller | 2 | 3 | 1.5 | 2 | 0 | A. Lelie | 1 | 8 | 8.0 | 8 | 0 | T. Bell | 4 | 7 | 1.8 | 2 | 0 | 0 | 0 | 0 | | | | | | | |
| | | | | | | R. Dayne | 4 | 7 | 1.8 | 2 | 0 | J. Plummer | 3 | -3 | -1.0 | -1 | 0 | 0 | 0 | 0 | | | | | | | |
| TOTAL | 23 | 72 | 3.1 | 14 | 0 | TOTAL | 32 | 96 | 3.0 | 18 | 0 | TOTAL | 33 | 19 | 236 | 2/14 | 1 | 24 | 0 | 90.0 | | | | | | | |
| PASSING | ATT | CMP | YDS | TD | LG | INT | Rtg. | PASSING | ATT | CMP | YDS | TD | LG | INT | Rtg. | PASSING | ATT | CMP | YDS | TD | LG | INT | Rtg. | | | | |
| K. Boller | 39 | 23 | 251 | 2/0 | 1 | 39 | 2 | 65.2 | J. Plummer | 33 | 19 | 236 | 2/14 | 1 | 24 | 0 | 90.0 | | | | | | | | | | |
| M. Clayton | 1 | 0 | 0 | 0/0 | 0 | 0 | 0 | 39.6 | | | | | | | | | | | | | | | | | | | |
| TOTAL | 40 | 23 | 251 | 2/0 | 1 | 39 | 2 | 63.6 | TOTAL | 33 | 19 | 236 | 2/14 | 1 | 24 | 0 | 90.0 | | | | | | | | | | |
| PASS RECEIVING | NO | YDS | AVG | LG | TD | PASS RECEIVING | NO | YDS | AVG | LG | TD | PASS RECEIVING | NO | YDS | AVG | LG | TD | PASS RECEIVING | NO | YDS | AVG | LG | TD | | | | |
| M. Clayton | 7 | 105 | 15.0 | 39 | 1 | R. Smith | 5 | 64 | 12.8 | 21 | 0 | R. Smith | 5 | 64 | 12.8 | 21 | 0 | R. Smith | 5 | 64 | 12.8 | 21 | 0 | | | | |
| D. Mason | 6 | 53 | 8.8 | 20 | 0 | K. Johnson | 3 | 40 | 13.3 | 21 | 1 | K. Johnson | 3 | 40 | 13.3 | 21 | 1 | K. Johnson | 3 | 40 | 13.3 | 21 | 1 | | | | |
| T. Heap | 5 | 65 | 13.0 | 22 | 0 | C. Adams | 3 | 35 | 11.7 | 16 | 0 | C. Adams | 3 | 35 | 11.7 | 16 | 0 | C. Adams | 3 | 35 | 11.7 | 16 | 0 | | | | |
| C. Taylor | 3 | 14 | 4.7 | 8 | 0 | A. Lelie | 2 | 42 | 21.0 | 24 | 0 | A. Lelie | 2 | 42 | 21.0 | 24 | 0 | A. Lelie | 2 | 42 | 21.0 | 24 | 0 | | | | |
| D. Wilcox | 2 | 14 | 7.0 | 7 | 0 | T. Bell | 2 | 16 | 8.0 | 14 | 0 | T. Bell | 2 | 16 | 8.0 | 14 | 0 | T. Bell | 2 | 16 | 8.0 | 14 | 0 | | | | |
| | | | | | | S. Alexander | 1 | 15 | 15.0 | 15 | 0 | S. Alexander | 1 | 15 | 15.0 | 15 | 0 | S. Alexander | 1 | 15 | 15.0 | 15 | 0 | | | | |
| | | | | | | T. Devoe | 1 | 9 | 9.0 | 9 | 0 | T. Devoe | 1 | 9 | 9.0 | 9 | 0 | T. Devoe | 1 | 9 | 9.0 | 9 | 0 | | | | |
| | | | | | | J. Putzier | 1 | 8 | 8.0 | 8 | 0 | J. Putzier | 1 | 8 | 8.0 | 8 | 0 | J. Putzier | 1 | 8 | 8.0 | 8 | 0 | | | | |
| | | | | | | R. Dayne | 1 | 7 | 7.0 | 7 | 0 | R. Dayne | 1 | 7 | 7.0 | 7 | 0 | R. Dayne | 1 | 7 | 7.0 | 7 | 0 | | | | |
| TOTAL | | | | | | TOTAL | 19 | 236 | 12.4 | 24 | 1 | TOTAL | 19 | 236 | 12.4 | 24 | 1 | TOTAL | 19 | 236 | 12.4 | 24 | 1 | | | | |
| INTERCEPTIONS | NO | YDS | AVG | LG | TD | INTERCEPTIONS | NO | YDS | AVG | LG | TD | INTERCEPTIONS | NO | YDS | AVG | LG | TD | INTERCEPTIONS | NO | YDS | AVG | LG | TD | | | | |
| | | | | | | C. Bailey | 1 | 10 | 10.0 | 10 | 0 | C. Bailey | 1 | 10 | 10.0 | 10 | 0 | C. Bailey | 1 | 10 | 10.0 | 10 | 0 | | | | |
| | | | | | | N. Ferguson | 1 | 0 | 0.0 | 0 | 0 | N. Ferguson | 1 | 0 | 0.0 | 0 | 0 | N. Ferguson | 1 | 0 | 0.0 | 0 | 0 | | | | |
| TOTAL | 0 | 0 | 0.0 | — | 0 | TOTAL | 2 | 10 | 5.0 | 10 | 0 | TOTAL | 2 | 10 | 5.0 | 10 | 0 | TOTAL | 2 | 10 | 5.0 | 10 | 0 | | | | |
| PUNTING | NO | YDS | AVG | NET | TB | IN20 | LG | PUNTING | NO | YDS | AVG | NET | TB | IN20 | LG | PUNTING | NO | YDS | AVG | NET | TB | IN20 | LG | | | | |
| D. Zastudil | 3 | 107 | 35.7 | 24.3 | 1 | 0 | 53 | T. Sauerbrun | 5 | 178 | 35.6 | 31.6 | 1 | 2 | 55 | D. Zastudil | 3 | 107 | 35.7 | 24.3 | 1 | 0 | 53 | | | | |
| TOTAL | 3 | 107 | 35.7 | 24.3 | 1 | 0 | 53 | TOTAL | 5 | 178 | 35.6 | 31.6 | 1 | 2 | 55 | TOTAL | 3 | 107 | 35.7 | 24.3 | 1 | 0 | 53 | | | | |
| PUNT RETURNS | NO | YDS | AVG | FC | LG | TD | PUNT RETURNS | NO | YDS | AVG | FC | LG | TD | PUNT RETURNS | NO | YDS | AVG | FC | LG | TD | PUNT RETURNS | NO | YDS | AVG | FC | LG | TD |
| B. Sams | 0 | 0 | 0.0 | 1 | — | 0 | C. Adams | 1 | 14 | 14.0 | 1 | 14 | 0 | B. Sams | 0 | 0 | 0.0 | 1 | — | 0 | C. Adams | 1 | 14 | 14.0 | 1 | 14 | 0 |
| (DOWNED) | 3 | 0 | 0.0 | 0 | — | 0 | (TOUCHBACK) | 1 | 0 | 0.0 | 0 | — | 0 | (DOWNED) | 3 | 0 | 0.0 | 0 | — | 0 | (TOUCHBACK) | 1 | 0 | 0.0 | 0 | — | 0 |
| (TOUCHBACK) | 1 | 0 | 0.0 | 0 | — | 0 | (TOUCHBACK) | 1 | 0 | 0.0 | 0 | — | 0 | (TOUCHBACK) | 1 | 0 | 0.0 | 0 | — | 0 | (TOUCHBACK) | 1 | 0 | 0.0 | 0 | — | 0 |
| RETURNS | 0 | 0.0 | 0.0 | 1 | — | 0 | RETURNS | 1 | 14 | 14.0 | 1 | 14 | 0 | RETURNS | 1 | 14 | 14.0 | 1 | 14 | 0 | RETURNS | 1 | 14 | 14.0 | 1 | 14 | 0 |
| KICKOFF RETURNS | NO | YDS | AVG | FC | LG | TD | KICKOFF RETURNS | NO | YDS | AVG | FC | LG | TD | KICKOFF RETURNS | NO | YDS | AVG | FC | LG | TD | KICKOFF RETURNS | NO | YDS | AVG | FC | LG | TD |
| B. Sams | 3 | 140 | 46.7 | 0 | 87 | 0 | C. Adams | 1 | 25 | 25.0 | 0 | 25 | 0 | B. Sams | 3 | 140 | 46.7 | 0 | 87 | 0 | C. Adams | 1 | 25 | 25.0 | 0 | 25 | 0 |
| | | | | | | | Da. Williams | 1 | 19 | 19.0 | 0 | 19 | 0 | | | | | | | | | | | | | | |
| | | | | | | | M. Anderson | 1 | 18 | 18.0 | 0 | 18 | 0 | | | | | | | | | | | | | | |
| RETURNS | 3 | 140 | 46.7 | 0 | 87 | 0 | RETURNS | 3 | 62 | 20.7 | 0 | 25 | 0 | RETURNS | 3 | 62 | 20.7 | 0 | 25 | 0 | RETURNS | 3 | 62 | 20.7 | 0 | 25 | 0 |
| Baltimore Ravens | Fumbles | Lost | Own | Yds | TD | Opp. | Yds | TD | Bnds | Out | Denver Broncos | Fumbles | Lost | Own | Yds | TD | Opp. | Yds | TD | Bnds | Out | | | | | | |
| T. Heap | 1 | 0 | 1 | 0 | 0 | 0 | 0 | 0 | 0 | 0 | R. Dayne | 1 | 1 | 0 | 0 | 0 | 0 | 0 | 0 | 0 | 0 | | | | | | |
| K. Boller | 1 | 1 | 0 | 0 | 0 | 0 | 0 | 0 | 0 | 0 | I. Gold | 0 | 0 | 0 | 0 | 0 | 1 | 1 | 0 | 0 | 0 | | | | | | |
| C. Taylor | 1 | 1 | 0 | 0 | 0 | 0 | 0 | 0 | 0 | 0 | J. Lynch | 0 | 0 | 0 | 0 | 0 | 1 | 0 | 0 | 0 | 0 | | | | | | |
| S. Rolle | 0 | 0 | 0 | 0 | 0 | 1 | 0 | 0 | 0 | 0 | D. Veal | 0 | 0 | 0 | 0 | 0 | 1 | 0 | 0 | 0 | 0 | | | | | | |
| S. Suggs | 0 | 0 | 0 | 0 | 0 | 0 | 1 | 0 | 0 | 0 | | | | | | | | | | | | | | | | | |
| Total | 3 | 2 | 1 | 0 | 0 | 1 | 1 | 0 | 0 | 0 | Total | 1 | 1 | 0 | 0 | 0 | 2 | 2 | 0 | 0 | 0 | | | | | | |



Denver 28, Buffalo 17

Saturday, Dec. 17, 2005 • 8:36 p.m. EST • Ralph Wilson Stadium • Orchard Park, N.Y.

WEATHER: Mostly Cloudy, 28°, Wind WSW light • TIME: 3:27 • ATTENDANCE: 71,887

In an ESPN nationally televised game on Saturday night in upstate New York, the Denver Broncos clinched a playoff berth for the third consecutive season with a 28-17 win against the Buffalo Bills in front of 71,887 fans at Ralph Wilson Stadium.

The win improved Denver's record to 11-3 and put the club one win or tie away from clinching its first AFC West title since 1998.

Broncos kicker Jason Elam became the first player in NFL history to score 100 points in each of his first 13 seasons with four extra points. Denver wide receiver Rod Smith went above the 1,000-yard receiving mark (1,003 yds.) for the eighth time in his career with a game-high 11 catches for 137 yards (12.5 avg.) with one touchdown.

Smith's 11 receptions tied for the third-highest single-game total in his career and were the most since he had a career-best 14 catches at Arizona on Sept. 23, 2001.

Quarterback Jake Plummer completed 20-of-37 passes (54.1%) for 259 yards with two touchdowns, including a 1-yard toss to rookie Wesley Duke to mark the tight end's first career reception. Running back Mike Anderson scored twice on runs and finished the contest with 97 yards on 21 carries (4.6 avg.).

One of the NFL's best teams at scoring on its opening possession, Buffalo continued that trend with a 1-yard touchdown run by running back Willis McGahee on the game's first series.

Denver did not answer until late in the second quarter when Plummer found Smith for a 3-yard score, tying the game at 7 with 43 seconds left in the first half. The pass was tipped in the end zone by cornerback Eric King before Smith plucked it out of the air in traffic for the touchdown.

The Broncos moved the ball efficiently on the opening drive of the third quarter, converting three third downs on a touchdown drive that covered 69 yards in 10 plays. Duke, a rookie who played basketball only at Mercer University, caught a fade route from Plummer from 1-yard out for his first touchdown to give Denver a 14-7 lead at 10:53 of the third quarter.

The Bills cut Denver's lead to 14-10 on Ryan Lindell's 31-yard field goal with 5:11 remaining in the third quarter. The Broncos responded on their next two drives with touchdown runs of 11 and 6 yards by Mike Anderson, giving them a 28-10 advantage with 5:49 remaining in the game.

Buffalo quarterback Kelly Holcomb connected with running back Joe Burns for a 19-yard score with 3:49 left to pull the team within 11, 28-17. Denver, which finished the day 7-for-14 (50%) on third downs, converted two third downs after recovering the onside kick and ran out the clock for the win.

OFFICIALS:

Referee — Bernie Kukar (86); **Umpire** — Bill Schuster (129); **Head Linesman** — Paul Weidner (87); **Line Judge** — Tom Barnes (55); **Side Judge** — Tom Hill (97); **Field Judge** — Boris Cheek (41); **Back Judge** — Steve Freeman (133); **Replay** — Dale Hamer.

| | 1 | 2 | 3 | 4 | OT | TOTAL | FIELD GOALS (made () & missed) |
|-------------------------------|---|---|----|---|----|-------|---------------------------------|
| VISITOR Denver Broncos | 0 | 7 | 14 | 7 | — | 28 | |
| HOME Buffalo Bills | 7 | 0 | 3 | 7 | — | 17 | R. Lindell (31) |

| Team | Qtr | Clock Time | PLAY DESCRIPTION (Extra Point) (Drive Info) | SCORE Visitor | SCORE Home |
|---------|-----|------------|--|---------------|------------|
| BILLS | 1 | 10:10 | W. McGahee 1 yd. run (R. Lindell, kick) (9-56, 4:50) | 0 | 7 |
| BRONCOS | 2 | 0:43 | R. Smith 3 yd. pass from J. Plummer (J. Elam, kick) (14-73, 4:51) | 7 | 7 |
| BRONCOS | 3 | 10:53 | W. Duke 1 yd. pass from J. Plummer (J. Elam, kick) (10-69, 4:07) | 14 | 7 |
| BILLS | 3 | 5:11 | R. Lindell 31 yd. Field Goal (10-62, 5:42) | 14 | 10 |
| BRONCOS | 3 | 0:19 | M. Anderson 11 yd. run (J. Elam, kick) (9-70, 4:52) | 21 | 10 |
| BRONCOS | 4 | 5:49 | M. Anderson 6 yd. run (J. Elam, kick) (15-71, 8:22) | 28 | 10 |
| BILLS | 4 | 3:49 | J. Burns 19 yd. pass from K. Holcomb (R. Lindell, kick) (7-58, 2:00) | 28 | 17 |

DENVER BRONCOS

| OFFENSE | | | DEFENSE | | |
|---------|-------------|--------|--------------|--|--|
| WR 80 | R. Smith | LE 98 | C. Brown | | |
| LT 78 | M. Lepsis | LT 96 | M. Myers | | |
| LG 50 | B. Hamilton | RT 61 | G. Warren | | |
| C 66 | T. Nalen | RE 93 | T. Pryce | | |
| RG 65 | C. Carlisle | WLB 52 | I. Gold | | |
| RT 72 | G. Foster | MLB 56 | A. Wilson | | |
| TE 88 | J. Putzier | SLB 55 | DJ. Williams | | |
| WR 85 | A. Lelie | LCB 24 | C. Bailey | | |
| QB 16 | J. Plummer | RCB 22 | D. Foxworth | | |
| RB 38 | M. Anderson | SS 25 | N. Ferguson | | |
| FB 39 | K. Johnson | FS 47 | J. Lynch | | |

BRONCOS SUBSTITUTIONS: K 1 J. Elam, P 10 T. Sauerbrun, WR 14 T. Devoe, RB 26 T. Bell, RB 37 C. Sapp, S 40 C. Cox, CB 41 K. Paymah, S 42 S. Brandon, CB 45 R. Alexander, LB 51 K. Burns, LB 53 L. Green, LB 54 P. Chukwurah, DE 60 J. Engelberger, C/G 62 C. Myers, T 74 C. Green, WR 81 C. Adams, TE 82 S. Alexander, TE/LS 83 M. Leach, TE 84 W. Duke, DE 91 E. Ekuban, DT 97 D. Veal. **DID NOT PLAY:** QB 11 B. Van Pelt, RB 33 R. Dayne. **INACTIVE:** WR 13 D. Terrell, WR 17 D. Watts, S 21 H. Abdullah, CB 27 Da. Williams, G 59 T. Whitley, DT 75 M. Pope, TE 89 N. Jackson, DE 95 M. Coleman.

BUFFALO BILLS

| OFFENSE | | | DEFENSE | | |
|---------|---------------|--------|-------------|--|--|
| WR 80 | E. Moulds | LE 90 | C. Kelsay | | |
| LT 69 | M. Gandy | LT 97 | J. Bannan | | |
| LG 66 | B. Anderson | RT 77 | T. Anderson | | |
| C 70 | T. Teague | RE 94 | A. Schobel | | |
| RG 58 | C. Villarrial | SLB 96 | J. Posey | | |
| RT 71 | J. Peters | MLB 59 | L. Fletcher | | |
| TE 84 | M. Campbell | WLB 55 | A. Crowell | | |
| WR 83 | L. Evans | LCB 24 | T. McGee | | |
| QB 10 | K. Holcomb | SS 36 | L. Milloy | | |
| RB 21 | W. McGahee | FS 23 | T. Vincent | | |
| FB 31 | D. Shelton | RCB 22 | N. Clements | | |

BILLS SUBSTITUTIONS: P 8 B. Moorman, K 9 R. Lindell, WR 11 R. Parrish, RB 20 S. Williams, S 27 C. Wire, CB 29 E. King, CB 33 J. Greer, RB/FB 35 J. Burns, FS 42 J. Leonhard, LB 53 M. Haggan, LS 54 M. Schneck, LB 57 J. Stamer, OL 75 D. Preston, WR 82 J. Reed, TE 87 T. Euhus, TE 88 R. Neufeld, WR 89 S. Aiken, DE 92 R. Denney, DT 95 S. Adams, DT 99 J. Jefferson. **DID NOT PLAY:** QB 6 S. Matthews, OL 76 G. Jerman, OL 79 D. McFarland. **INACTIVE:** QB 7 J. Losman, WR 15 G. Wilson, WR 19 J. Smith, RB 25 L. Gates, S 26 R. Baker, LB 50 L. Ezekiel, OT 68 M. Williams, OL 73 J. Geisinger.

FINAL INDIVIDUAL STATISTICS

| Denver Broncos | | | | | | | | | | Buffalo Bills | | | | | | | | | | | | | | | | | | | | | | | | | | | | |
|-----------------|-----|------|------|------------|-----|----------------|-----------------|------------|------------|---------------|-------------|----------------|------------|-----------------|------|--------------|------|----------------|------|------|-----------------|------------|------------|----------------|------|------|-------|-----------------|---------|------|------|------|-----|----|------|---|---|---|
| RUSHING | ATT | YDS | AVG | LG | TD | RUSHING | ATT | YDS | AVG | LG | TD | RUSHING | ATT | YDS | AVG | LG | TD | RUSHING | ATT | YDS | AVG | LG | TD | | | | | | | | | | | | | | | |
| M. Anderson | 21 | 97 | 4.6 | 15 | 2 | S. Williams | 5 | 40 | 8.0 | 28 | 0 | T. Bell | 12 | 49 | 4.1 | 22 | 0 | W. McGahee | 9 | 36 | 4.0 | 7 | 1 | | | | | | | | | | | | | | | |
| J. Plummer | 3 | 19 | 6.3 | 18 | 0 | K. Holcomb | 1 | 2 | 2.0 | 2 | 0 | A. Lelie | 1 | 13 | 13.0 | 13 | 0 | J. Reed | 1 | -3 | -3.0 | -3 | 0 | | | | | | | | | | | | | | | |
| TOTAL | 37 | 178 | 4.8 | 22 | 2 | TOTAL | 16 | 75 | 4.7 | 28 | 1 | TOTAL | 37 | 178 | 4.8 | 22 | 2 | TOTAL | 16 | 75 | 4.7 | 28 | 1 | | | | | | | | | | | | | | | |
| | | | | | | | | | | | | | | | | | | | | | | | | | | | | | | | | | | | | | | |
| PASSING | ATT | CMP | YDS | TKD/ YD | TD | LG | IN | Rtg. | PASSING | ATT | CMP | YDS | TKD/ YD | TD | LG | IN | Rtg. | PASSING | ATT | CMP | YDS | TKD/ YD | TD | LG | IN | Rtg. | | | | | | | | | | | | |
| J. Plummer | 37 | 20 | 259 | 1/0 | 2 | 40 | 0 | 94.3 | K. Holcomb | 35 | 22 | 202 | 1/5 | 1 | 27 | 0 | 88.0 | J. Plummer | 37 | 20 | 259 | 1/0 | 2 | 40 | 0 | 94.3 | | | | | | | | | | | | |
| TOTAL | 37 | 20 | 259 | 1/0 | 2 | 40 | 0 | 94.3 | TOTAL | 35 | 22 | 202 | 1/5 | 1 | 27 | 0 | 88.0 | TOTAL | 37 | 20 | 259 | 1/0 | 2 | 40 | 0 | 94.3 | | | | | | | | | | | | |
| | | | | | | | | | | | | | | | | | | | | | | | | | | | | | | | | | | | | | | |
| PASS RECEIVING | NO | YDS | AVG | LG | TD | PASS RECEIVING | NO | YDS | AVG | LG | TD | PASS RECEIVING | NO | YDS | AVG | LG | TD | PASS RECEIVING | NO | YDS | AVG | LG | TD | PASS RECEIVING | NO | YDS | AVG | LG | TD | | | | | | | | | |
| R. Smith | 11 | 137 | 12.5 | 34 | 1 | E. Moulds | 9 | 110 | 12.2 | 27 | 0 | R. Smith | 11 | 137 | 12.5 | 34 | 1 | E. Moulds | 9 | 110 | 12.2 | 27 | 0 | R. Smith | 11 | 137 | 12.5 | 34 | 1 | | | | | | | | | |
| J. Putzier | 3 | 56 | 18.7 | 28 | 0 | W. McGahee | 3 | 14 | 4.7 | 14 | 0 | J. Putzier | 3 | 56 | 18.7 | 28 | 0 | W. McGahee | 3 | 14 | 4.7 | 14 | 0 | J. Putzier | 3 | 56 | 18.7 | 28 | 0 | | | | | | | | | |
| S. Alexander | 2 | 12 | 6.0 | 7 | 0 | D. Shelton | 2 | 16 | 8.0 | 9 | 0 | S. Alexander | 2 | 12 | 6.0 | 7 | 0 | D. Shelton | 2 | 16 | 8.0 | 9 | 0 | S. Alexander | 2 | 12 | 6.0 | 7 | 0 | | | | | | | | | |
| A. Lelie | 1 | 40 | 40.0 | 40 | 0 | S. Williams | 2 | 15 | 7.5 | 10 | 0 | A. Lelie | 1 | 40 | 40.0 | 40 | 0 | S. Williams | 2 | 15 | 7.5 | 10 | 0 | A. Lelie | 1 | 40 | 40.0 | 40 | 0 | | | | | | | | | |
| T. Bell | 1 | 9 | 9.0 | 9 | 0 | J. Reed | 2 | 12 | 6.0 | 10 | 0 | T. Bell | 1 | 9 | 9.0 | 9 | 0 | J. Reed | 2 | 12 | 6.0 | 10 | 0 | T. Bell | 1 | 9 | 9.0 | 9 | 0 | | | | | | | | | |
| M. Anderson | 1 | 4 | 4.0 | 4 | 0 | L. Evans | 2 | 5 | 2.5 | 3 | 0 | M. Anderson | 1 | 4 | 4.0 | 4 | 0 | L. Evans | 2 | 5 | 2.5 | 3 | 0 | M. Anderson | 1 | 4 | 4.0 | 4 | 0 | | | | | | | | | |
| W. Duke | 1 | 1 | 1.0 | 1 | 1 | J. Burns | 1 | 19 | 19.0 | 19 | 1 | W. Duke | 1 | 1 | 1.0 | 1 | 1 | J. Burns | 1 | 19 | 19.0 | 19 | 1 | W. Duke | 1 | 1 | 1.0 | 1 | 1 | | | | | | | | | |
| | | | | | | R. Parrish | 1 | 11 | 11.0 | 11 | 0 | | | | | | | R. Parrish | 1 | 11 | 11.0 | 11 | 0 | | | | | | | | | | | | | | | |
| TOTAL | | | 20 | | 259 | 13.0 | 40 | 2 | TOTAL | | | 22 | | 202 | 9.2 | 27 | 1 | TOTAL | | | 20 | | 259 | 13.0 | 40 | 2 | TOTAL | | | 22 | | 202 | 9.2 | 27 | 1 | | | |
| | | | | | | | | | | | | | | | | | | | | | | | | | | | | | | | | | | | | | | |
| INTERCEPTIONS | NO | YDS | AVG | LG | TD | INTERCEPTIONS | NO | YDS | AVG | LG | TD | INTERCEPTIONS | NO | YDS | AVG | LG | TD | INTERCEPTIONS | NO | YDS | AVG | LG | TD | INTERCEPTIONS | NO | YDS | AVG | LG | TD | | | | | | | | | |
| TOTAL | 0 | 0 | 0.0 | — | 0 | TOTAL | 0 | 0 | 0.0 | — | 0 | TOTAL | 0 | 0 | 0.0 | — | 0 | TOTAL | 0 | 0 | 0.0 | — | 0 | TOTAL | 0 | 0 | 0.0 | — | 0 | | | | | | | | | |
| | | | | | | | | | | | | | | | | | | | | | | | | | | | | | | | | | | | | | | |
| PUNTING | NO | YDS | AVG | NET | TB | IN20 | LG | PUNTING | NO | YDS | AVG | NET | TB | IN20 | LG | PUNTING | NO | YDS | AVG | NET | TB | IN20 | LG | PUNTING | NO | YDS | AVG | NET | TB | IN20 | LG | | | | | | | |
| T. Sauerbrun | 4 | 122 | 30.5 | 30.5 | 0 | 2 | 38 | B. Moorman | 6 | 254 | 42.3 | 35.2 | 2 | 1 | 52 | T. Sauerbrun | 4 | 122 | 30.5 | 30.5 | 0 | 2 | 38 | B. Moorman | 6 | 254 | 42.3 | 35.2 | 2 | 1 | 52 | | | | | | | |
| TOTAL | 4 | 122 | 30.5 | 30.5 | 0 | 2 | 38 | TOTAL | 6 | 254 | 42.3 | 35.2 | 2 | 1 | 52 | TOTAL | 4 | 122 | 30.5 | 30.5 | 0 | 2 | 38 | TOTAL | 6 | 254 | 42.3 | 35.2 | 2 | 1 | 52 | | | | | | | |
| | | | | | | | | | | | | | | | | | | | | | | | | | | | | | | | | | | | | | | |
| PUNT RETURNS | NO | YDS | AVG | FC | LG | TD | PUNT RETURNS | NO | YDS | AVG | FC | LG | TD | PUNT RETURNS | NO | YDS | AVG | FC | LG | TD | PUNT RETURNS | NO | YDS | AVG | FC | LG | TD | PUNT RETURNS | NO | YDS | AVG | FC | LG | TD | | | | |
| C. Adams | 2 | 3 | 1.5 | 2 | 4 | 0 | R. Parrish | 0 | 0 | 0.0 | 2 | 0 | 0 | C. Adams | 2 | 3 | 1.5 | 2 | 4 | 0 | R. Parrish | 0 | 0 | 0.0 | 2 | 0 | 0 | C. Adams | 2 | 3 | 1.5 | 2 | 4 | 0 | | | | |
| [TOUCHBACK] | 2 | 0 | 0.0 | 0 | — | 0 | [OUT OF BOUNDS] | 2 | 0 | 0.0 | 0 | — | 0 | [TOUCHBACK] | 2 | 0 | 0.0 | 0 | — | 0 | [OUT OF BOUNDS] | 2 | 0 | 0.0 | 0 | — | 0 | [TOUCHBACK] | 2 | 0 | 0.0 | 0 | — | 0 | | | | |
| RETURNS | 2 | 3 | 1.5 | 2 | 4 | 0 | RETURNS | 0 | 0.0 | 0.0 | 2 | — | 0 | RETURNS | 2 | 3 | 1.5 | 2 | 4 | 0 | RETURNS | 0 | 0.0 | 0.0 | 2 | — | 0 | RETURNS | 2 | 3 | 1.5 | 2 | 4 | 0 | | | | |
| | | | | | | | | | | | | | | | | | | | | | | | | | | | | | | | | | | | | | | |
| KICKOFF RETURNS | NO | YDS | AVG | FC | LG | TD | KICKOFF RETURNS | NO | YDS | AVG | FC | LG | TD | KICKOFF RETURNS | NO | YDS | AVG | FC | LG | TD | KICKOFF RETURNS | NO | YDS | AVG | FC | LG | TD | KICKOFF RETURNS | NO | YDS | AVG | FC | LG | TD | | | | |
| R. Alexander | 1 | 21 | 21.0 | 0 | 21 | 0 | T. McGee | 5 | 120 | 24.0 | 0 | 28 | 0 | R. Alexander | 1 | 21 | 21.0 | 0 | 21 | 0 | T. McGee | 5 | 120 | 24.0 | 0 | 28 | 0 | R. Alexander | 1 | 21 | 21.0 | 0 | 21 | 0 | | | | |
| C. Sapp | 1 | 8 | 8.0 | 0 | 8 | 0 | C. Sapp | 1 | 8 | 8.0 | 0 | 8 | 0 | C. Sapp | 1 | 8 | 8.0 | 0 | 8 | 0 | C. Sapp | 1 | 8 | 8.0 | 0 | 8 | 0 | C. Sapp | 1 | 8 | 8.0 | 0 | 8 | 0 | | | | |
| J. Engelberger | 1 | 5 | 5.0 | 0 | 5 | 0 | J. Engelberger | 1 | 5 | 5.0 | 0 | 5 | 0 | J. Engelberger | 1 | 5 | 5.0 | 0 | 5 | 0 | J. Engelberger | 1 | 5 | 5.0 | 0 | 5 | 0 | J. Engelberger | 1 | 5 | 5.0 | 0 | 5 | 0 | | | | |
| RETURNS | 3 | 34 | 11.3 | 0 | 21 | 0 | RETURNS | 5 | 120 | 24.0 | 0 | 28 | 0 | RETURNS | 3 | 34 | 11.3 | 0 | 21 | 0 | RETURNS | 5 | 120 | 24.0 | 0 | 28 | 0 | RETURNS | 3 | 34 | 11.3 | 0 | 21 | 0 | | | | |
| | | | | | | | | | | | | | | | | | | | | | | | | | | | | | | | | | | | | | | |
| Denver Broncos | Own | | | | | Opp. | | | | | Out | Buffalo Bills | Own | | | | | Opp. | | | | | Out | | | | | | | | | | | | | | | |
| FUMBLES | Fum | Lost | Rec. | Yds | TD | FF | Rec. | Yds | TD | Bnds | FUMBLES | Fum | Lost | Rec. | Yds | TD | FF | Rec. | Yds | TD | Bnds | FUMBLES | Fum | Lost | Rec. | Yds | TD | Bnds | FUMBLES | Fum | Lost | Rec. | Yds | TD | Bnds | | | |
| J. Putzier | 1 | 0 | 1 | 0 | 0 | 0 | 0 | 0 | 0 | 0 | D. Shelton | 1 | 0 | 0 | 0 | 0 | 0 | 0 | 0 | 0 | 0 | 1 | J. Putzier | 1 | 0 | 1 | 0 | 0 | 0 | 0 | 0 | 0 | 0 | 0 | 0 | 0 | 0 | 0 |
| C. Adams | 1 | 0 | 0 | 0 | 0 | 0 | 0 | 0 | 0 | 0 | N. Clements | 0 | 0 | 0 | 0 | 0 | 0 | 1 | 1 | 0 | 0 | C. Adams | 1 | 0 | 0 | 0 | 0 | 0 | 0 | 0 | 0 | 0 | 0 | 0 | 0 | 0 | 0 | 0 |
| R. Smith | 1 | 1 | 0 | 0 | 0 | 0 | 0 | 0 | 0 | 0 | T. McGee | 0 | 0 | 0 | 0 | 0 | 0 | 1 | 0 | 0 | 0 | R. Smith | 1 | 1 | 0 | 0 | 0 | 0 | 0 | 0 | 0 | 0 | 0 | 0 | 0 | 0 | 0 | 0 |
| K. Burns | 0 | 0 | 1 | 0 | 0 | 0 | 0 | 0 | 0 | 0 | C. Wire | 0 | 0 | 0 | 0 | 0 | 0 | 1 | 0 | 0 | 0 | K. Burns | 0 | 0 | 1 | 0 | 0 | 0 | 0 | 0 | 0 | 0 | 0 | 0 | 0 | 0 | 0 | 0 |
| DJ. Williams | 0 | 0 | 0 | 0 | 0 | 1 | 0 | 0 | 0 | 0 | | | | | | | | | | | DJ. Williams | 0 | 0 | 0 | 0 | 0 | 0 | 0 | 0 | 0 | 0 | 0 | 0 | 0 | 0 | 0 | 0 | |
| Total | 3 | 1 | 2 | 0 | 0 | 1 | 0 | 0 | 0 | 0 | Total | 1 | 0 | 0 | 0 | 0 | 0 | 3 | 1 | 0 | 0 | Total | 3 | 1 | 2 | 0 | 0 | 1 | 0 | 0 | 0 | 0 | 0 | 0 | 0 | 0 | 0 | |



Denver 22, Oakland 3

Saturday, Dec. 24, 2005 • 2:15 p.m. MST • INVESCO Field at Mile High • Denver

WEATHER: Mostly Sunny, 52°, Wind NE 7 mph • TIME: 3:08 • ATTENDANCE: 76,212

The Denver Broncos secured the AFC West title for the first time since 1998 and for the 10th time in franchise annals with a 22-3 win against the Oakland Raiders on Saturday in front of 76,212 fans at INVESCO Field at Mile High. The Christmas Eve victory also gave the 12-3 Broncos a bye in the first round of the playoffs as the AFC's No. 2 seed.

The Broncos, who extended their home winning streak to 10 games to tie Seattle for the longest active streak in the league, also finished the season with an undefeated home record for the fifth time in team history. Denver's five undefeated home schedules are the most in the NFL since the 16-game schedule was implemented in 1978.

With 46 rushing yards and one touchdown, Broncos running back Mike Anderson went above the 1,000-yard mark for the second time in his career (1,014 yds.). Denver wide receiver Ashley Lelie posted the fifth 100-yard receiving game of his career and third against the Raiders with 110 yards on six catches (18.3 avg.).

Broncos quarterback Jake Plummer threw for 268 yards, completing 19-of-29 passes (65.6%) with one interception.

The Broncos set the tone for the contest immediately, building a 10-0 lead in the first quarter. Jason Elam opened the game's scoring with a 29-yard field goal on Denver's first drive and Plummer dove in from 1-yard out for a touchdown with 33 seconds left in the opening period.

Anderson scored on a 2-yard run midway through the second quarter, extending Denver's lead to 16-0 after it could not convert the extra point on a mishandled snap.

Denver received the ball at the start of the third quarter when wide receiver Todd Devoe forced a fumble on a kickoff return by Chris Carr that was recovered by running back Cecil Sapp. Elam capitalized on the turnover with a 33-yard field goal and added a 34-yard conversion on the Broncos' next possession to give the team a 22-0 lead with 9:19 left in the third quarter.

The Raiders ended Denver's chance to record its second shutout of the season when Sebastian Janikowski hit a 43-yard field goal at the 14:10 mark of the fourth quarter. Oakland appeared to be in position to score again later in the quarter when it faced first-and-10 from the Denver 25 with 2:26 remaining, but the Raiders could not gain any yardage from that point forward and lost the ball on a turnover on downs.

Denver continued its success on third downs, posting a success rate of 50 percent or better for the second consecutive game with an 8-for-15 mark (53%). The Broncos also had a commanding lead in time of possession (38:32 to 21:28).

OFFICIALS:

Referee — Tom White (123); **Umpire** — Jeff Rice (44); **Head Linesman** — Ed Camp (134); **Line Judge** — Jerome Boger (109); **Side Judge** — Joe Larrew (73); **Field Judge** — Scott Stenson (88); **Back Judge** — Perry Paganelli (46); **Replay** — Al Hynes.

| | 1 | 2 | 3 | 4 | OT | TOTAL | FIELD GOALS (made () & missed) |
|----------------|-----------------|----|---|---|----|-------|---------------------------------|
| VISITOR | Oakland Raiders | 0 | 0 | 0 | 3 | 3 | S. Janikowski (43) |
| HOME | Denver Broncos | 10 | 6 | 6 | 0 | 22 | J. Elam (29) (33) (34) 52WR |

| Team | Qtr | Clock Time | PLAY DESCRIPTION (Extra Point) (Drive Info) | SCORE Visitor Home |
|---------|-----|------------|--|--------------------|
| BRONCOS | 1 | 10:42 | J. Elam 29 yd. Field Goal (9-50, 4:18) | 0 3 |
| BRONCOS | 1 | 0:33 | J. Plummer 1 yd. run (J. Elam, kick) (8-80, 5:01) | 0 10 |
| BRONCOS | 2 | 2:17 | M. Anderson 2 yd. run (kick aborted) (11-61, 6:47) | 0 16 |
| BRONCOS | 3 | 13:13 | J. Elam 33 yd. Field Goal (5-12, 1:35) | 0 19 |
| BRONCOS | 3 | 9:19 | J. Elam 34 yd. Field Goal (6-40, 2:44) | 0 22 |
| RAIDERS | 4 | 14:10 | S. Janikowski 43 yd. Field Goal (14-33, 3:51) | 3 22 |

DENVER BRONCOS

| OFFENSE | | | DEFENSE | | |
|---------|----|--------------|---------|----|--------------|
| WR | 80 | R. Smith | LE | 98 | C. Brown |
| LT | 78 | M. Lepsis | LT | 96 | M. Myers |
| LG | 50 | B. Hamilton | RT | 61 | G. Warren |
| C | 66 | T. Nalen | RE | 93 | T. Pryce |
| RG | 65 | C. Carlisle | WLB | 52 | I. Gold |
| RT | 72 | G. Foster | MLB | 56 | A. Wilson |
| TE | 82 | S. Alexander | SLB | 55 | DJ. Williams |
| WR | 85 | A. Lelie | LCB | 24 | C. Bailey |
| WR | 81 | C. Adams | RCB | 22 | D. Foxworth |
| QB | 16 | J. Plummer | SS | 25 | N. Ferguson |
| RB | 38 | M. Anderson | FS | 47 | J. Lynch |

BRONCOS SUBSTITUTIONS: K 1 J. Elam, P 10 T. Sauerbrun, QB 11 B. Van Pelt, WR 14 T. Devoe, RB 26 T. Bell, RB 33 R. Dayne, RB 37 C. Sapp, FB 39 K. Johnson, S 40 C. Cox, CB 41 K. Paymah, S 42 S. Brandon, CB 45 R. Alexander, LB 51 K. Burns, LB 53 L. Green, LB 54 P. Chukwurah, DE 60 J. Engelberger, C/G 62 C. Myers, T 74 C. Green, TE/LB 83 M. Leach, TE 88 J. Putzier, DE 91 E. Ekuban, DE 95 M. Coleman, DT 97 D. Veal. **DID NOT PLAY:** None. **INACTIVE:** WR 13 D. Terrell, WR 17 D. Watts, S 21 H. Abdullah, CB 27 Da. Williams, G 59 T. Whitley, DT 75 M. Pope, TE 84 W. Duke, TE 89 N. Jackson.

OAKLAND RAIDERS

| OFFENSE | | | DEFENSE | | |
|---------|----|-------------|---------|----|---------------|
| WR | 18 | R. Moss | DE | 93 | T. Kelly |
| LT | 65 | B. Sims | NT | 92 | T. Washington |
| LG | 70 | B. Badger | DT | 98 | B. Hamilton |
| C | 62 | A. Treu | DE | 56 | D. Burgess |
| RG | 67 | R. Stone | DB | 22 | R. Hill |
| RT | 76 | R. Gallery | LB | 52 | K. Morrison |
| TE | 86 | R. Williams | LB | 55 | D. Clark |
| WR | 84 | J. Porter | SS | 40 | J. Cooper |
| QB | 5 | K. Collins | FS | 30 | S. Schweigert |
| RB | 32 | Z. Crockett | CB | 21 | N. Asomugha |
| FB | 49 | J. Foschi | CB | 26 | S. Routt |

RAIDERS SUBSTITUTIONS: P 9 S. Lechler, K 11 S. Janikowski, RB 20 J. Fargas, CB 23 C. Carr, CB 25 D. Walker, CB 27 F. Washington, FB 33 O. Easy, S 37 C. Branch, LB 50 I. Ekejiuba, LB 51 Ti. Johnson, LB 57 R. Riddle, LB 59 D. Grant, G 71 C. Hulsey, T 78 C. Slaughter, WR 85 D. Gabriel, WR 84 A. Whitted, TE 88 Z. Flemister, DT 90 T. Sands, LB 91 T. Brayton, DT 95 E. Jasper, LB 96 G. Irons. **DID NOT PLAY:** QB 8 M. Tuiasosopo, T 75 B. Lekkerkerker. **INACTIVE:** 3QB A. Walter, WR 10 C. Francis, WR 19 J. Morant, CB 24 C. Woodson, RB 34 L. Jordan, C 64 J. Grove, DT 77 A. Hawthorne, TE 83 C. Anderson.

FINAL INDIVIDUAL STATISTICS

| Oakland Raiders | | | | | | | | | | | Denver Broncos | | | | | | | | | | | | | | | | | | | | | |
|-----------------|-----------|------------|-------------|-------------|-----------|----------------|-----------------|--------------|--------------|-------------|----------------|----------------|------------|-----------------|-------------|----------------|-------------|---------------|-------------|-------------|-----------------|-----------------|------------|---------------|------------|------------|-------------|-------------|-------------|----------|-----------|----------|
| RUSHING | ATT | YDS | AVG | LG | TD | RUSHING | ATT | YDS | AVG | LG | TD | PASSING | ATT | CMP | YDS | TD | LG | INT | Rtg. | PASSING | ATT | CMP | YDS | TD | LG | INT | Rtg. | | | | | |
| Z. Crockett | 15 | 61 | 4.1 | 10 | 0 | T. Bell | 17 | 71 | 4.2 | 35 | 0 | K. Collins | 41 | 17 | 178 | 1/17 | 0 | 24 | 1 | 44.6 | J. Plummer | 29 | 19 | 268 | 2/9 | 0 | 34 | 1 | 80.8 | | | |
| J. Fargas | 2 | 26 | 13.0 | 15 | 0 | M. Anderson | 10 | 46 | 4.6 | 12 | 1 | TOTAL | 41 | 17 | 178 | 1/17 | 0 | 24 | 1 | 44.6 | TOTAL | 29 | 19 | 268 | 2/9 | 0 | 34 | 1 | 80.8 | | | |
| | | | | | | R. Dayne | 8 | 22 | 2.8 | 6 | 0 | | | | | | | | | | | | | | | | | | | | | |
| | | | | | | J. Plummer | 3 | 16 | 5.3 | 9 | 1 | | | | | | | | | | | | | | | | | | | | | |
| | | | | | | A. Lelie | 1 | 7 | 7.0 | 7 | 0 | | | | | | | | | | | | | | | | | | | | | |
| | | | | | | C. Adams | 1 | -7 | -7.0 | -7 | 0 | | | | | | | | | | | | | | | | | | | | | |
| TOTAL | 17 | 87 | 5.1 | 15 | 0 | TOTAL | 40 | 155 | 3.9 | 35 | 2 | | | | | | | | | | | | | | | | | | | | | |
| | | | | | | | | | | | | | | | | | | | | | | | | | | | | | | | | |
| PASSING | ATT | CMP | YDS | TD | LG | INT | Rtg. | PASSING | ATT | CMP | YDS | TD | LG | INT | Rtg. | PASS RECEIVING | NO | YDS | AVG | LG | TD | PASS RECEIVING | NO | YDS | AVG | LG | TD | | | | | |
| K. Collins | 41 | 17 | 178 | 1/17 | 0 | 24 | 1 | 44.6 | J. Plummer | 29 | 19 | 268 | 2/9 | 0 | 34 | 1 | 80.8 | R. Moss | 5 | 72 | 14.4 | 24 | 0 | A. Lelie | 6 | 110 | 18.3 | 34 | 0 | | | |
| TOTAL | 41 | 17 | 178 | 1/17 | 0 | 24 | 1 | 44.6 | TOTAL | 29 | 19 | 268 | 2/9 | 0 | 34 | 1 | 80.8 | J. Porter | 4 | 29 | 7.3 | 9 | 0 | R. Smith | 5 | 91 | 18.2 | 24 | 0 | | | |
| | | | | | | | | | | | | | | | | | | | | | | | | | | | | | | | | |
| PASS RECEIVING | NO | YDS | AVG | LG | TD | PASS RECEIVING | NO | YDS | AVG | LG | TD | PASS RECEIVING | NO | YDS | AVG | LG | TD | R. Williams | 2 | 22 | 11.0 | 14 | 0 | M. Anderson | 2 | 20 | 10.0 | 15 | 0 | | | |
| R. Moss | 5 | 72 | 14.4 | 24 | 0 | A. Lelie | 6 | 110 | 18.3 | 34 | 0 | A. Lelie | 6 | 110 | 18.3 | 34 | 0 | D. Gabriel | 2 | 18 | 9.0 | 14 | 0 | S. Alexander | 2 | 17 | 8.5 | 12 | 0 | | | |
| J. Porter | 4 | 29 | 7.3 | 9 | 0 | R. Smith | 5 | 91 | 18.2 | 24 | 0 | M. Anderson | 2 | 20 | 10.0 | 15 | 0 | Z. Crockett | 2 | 17 | 8.5 | 10 | 0 | T. Bell | 2 | 12 | 6.0 | 8 | 0 | | | |
| R. Williams | 2 | 22 | 11.0 | 14 | 0 | M. Anderson | 2 | 20 | 10.0 | 15 | 0 | S. Alexander | 2 | 17 | 8.5 | 12 | 0 | J. Foschi | 1 | 11 | 11.0 | 11 | 0 | J. Putzier | 1 | 17 | 17.0 | 17 | 0 | | | |
| D. Gabriel | 2 | 18 | 9.0 | 14 | 0 | S. Alexander | 2 | 17 | 8.5 | 12 | 0 | T. Bell | 2 | 12 | 6.0 | 8 | 0 | J. Fargas | 1 | 9 | 9.0 | 9 | 0 | T. Devoe | 1 | 1 | 1.0 | 1 | 1 | | | |
| Z. Crockett | 2 | 17 | 8.5 | 10 | 0 | T. Bell | 2 | 12 | 6.0 | 8 | 0 | J. Putzier | 1 | 17 | 17.0 | 17 | 0 | TOTAL | 17 | 178 | 10.5 | 24 | 0 | TOTAL | 19 | 268 | 14.1 | 34 | 0 | | | |
| J. Foschi | 1 | 11 | 11.0 | 11 | 0 | J. Putzier | 1 | 17 | 17.0 | 17 | 0 | T. Devoe | 1 | 1 | 1.0 | 1 | 1 | | | | | | | | | | | | | | | |
| J. Fargas | 1 | 9 | 9.0 | 9 | 0 | T. Devoe | 1 | 1 | 1.0 | 1 | 1 | TOTAL | 19 | 268 | 14.1 | 34 | 0 | | | | | | | | | | | | | | | |
| TOTAL | 17 | 178 | 10.5 | 24 | 0 | TOTAL | 19 | 268 | 14.1 | 34 | 0 | | | | | | | | | | | | | | | | | | | | | |
| | | | | | | | | | | | | | | | | | | | | | | | | | | | | | | | | |
| INTERCEPTIONS | NO | YDS | AVG | LG | TD | INTERCEPTIONS | NO | YDS | AVG | LG | TD | INTERCEPTIONS | NO | YDS | AVG | LG | TD | INTERCEPTIONS | NO | YDS | AVG | LG | TD | INTERCEPTIONS | NO | YDS | AVG | LG | TD | | | |
| S. Schweigert | 1 | 2 | 2.0 | 2 | 0 | N. Ferguson | 1 | 0 | 0.0 | 0 | 0 | N. Ferguson | 1 | 0 | 0.0 | 0 | 0 | S. Schweigert | 1 | 2 | 2.0 | 2 | 0 | N. Ferguson | 1 | 0 | 0.0 | 0 | 0 | | | |
| TOTAL | 1 | 2 | 2.0 | 2 | 0 | TOTAL | 1 | 0 | 0.0 | 0 | 0 | TOTAL | 1 | 0 | 0.0 | 0 | 0 | TOTAL | 1 | 2 | 2.0 | 2 | 0 | TOTAL | 1 | 0 | 0.0 | 0 | 0 | | | |
| | | | | | | | | | | | | | | | | | | | | | | | | | | | | | | | | |
| PUNTING | NO | YDS | AVG | NET | TB | INT | LG | PUNTING | NO | YDS | AVG | NET | TB | INT | LG | PUNTING | NO | YDS | AVG | NET | TB | INT | LG | PUNTING | NO | YDS | AVG | NET | TB | INT | LG | |
| S. Lechler | 5 | 295 | 59.0 | 38.8 | 3 | 0 | 64 | T. Sauerbrun | 2 | 85 | 42.5 | 36.5 | 0 | 1 | 55 | S. Lechler | 5 | 295 | 59.0 | 38.8 | 3 | 0 | 64 | T. Sauerbrun | 2 | 85 | 42.5 | 36.5 | 0 | 1 | 55 | |
| TOTAL | 5 | 295 | 59.0 | 38.8 | 3 | 0 | 64 | TOTAL | 2 | 85 | 42.5 | 36.5 | 0 | 1 | 55 | TOTAL | 5 | 295 | 59.0 | 38.8 | 3 | 0 | 64 | TOTAL | 2 | 85 | 42.5 | 36.5 | 0 | 1 | 55 | |
| | | | | | | | | | | | | | | | | | | | | | | | | | | | | | | | | |
| PUNT RETURNS | NO | YDS | AVG | FC | LG | TD | PUNT RETURNS | NO | YDS | AVG | FC | LG | TD | PUNT RETURNS | NO | YDS | AVG | FC | LG | TD | PUNT RETURNS | NO | YDS | AVG | FC | LG | TD | | | | | |
| C. Carr | 1 | 12 | 12.0 | 0 | 12 | 0 | C. Adams | 2 | 41 | 20.5 | 0 | 32 | 0 | C. Carr | 1 | 12 | 12.0 | 0 | 12 | 0 | C. Carr | 1 | 12 | 12.0 | 0 | 12 | 0 | | | | | |
| [DOWNED] | 1 | 0 | 0.0 | 0 | — | 0 | [TOUCHBACK] | 3 | 0 | 0.0 | 0 | — | 0 | [DOWNED] | 1 | 0 | 0.0 | 0 | — | 0 | [DOWNED] | 1 | 0 | 0.0 | 0 | — | 0 | | | | | |
| RETURNS | 1 | 12 | 12.0 | 0 | 12 | 0 | RETURNS | 2 | 41 | 20.5 | 0 | 32 | 0 | RETURNS | 2 | 41 | 20.5 | 0 | 32 | 0 | RETURNS | 2 | 41 | 20.5 | 0 | 32 | 0 | | | | | |
| | | | | | | | | | | | | | | | | | | | | | | | | | | | | | | | | |
| KICKOFF RETURNS | NO | YDS | AVG | FC | LG | TD | KICKOFF RETURNS | NO | YDS | AVG | FC | LG | TD | KICKOFF RETURNS | NO | YDS | AVG | FC | LG | TD | KICKOFF RETURNS | NO | YDS | AVG | FC | LG | TD | | | | | |
| C. Carr | 4 | 107 | 26.8 | 0 | 33 | 0 | R. Alexander | 1 | 31 | 31.0 | 0 | 31 | 0 | C. Carr | 4 | 107 | 26.8 | 0 | 33 | 0 | C. Carr | 4 | 107 | 26.8 | 0 | 33 | 0 | | | | | |
| Z. Flemister | 1 | 8 | 8.0 | 0 | 8 | 0 | C. Adams | 1 | 25 | 25.0 | 0 | 25 | 0 | Z. Flemister | 1 | 8 | 8.0 | 0 | 8 | 0 | Z. Flemister | 1 | 8 | 8.0 | 0 | 8 | 0 | | | | | |
| [TOUCHBACK] | 1 | 0 | 0.0 | 0 | — | 0 | RETURNS | 2 | 56 | 28.0 | 0 | 31 | 0 | [TOUCHBACK] | 1 | 0 | 0.0 | 0 | — | 0 | [TOUCHBACK] | 1 | 0 | 0.0 | 0 | — | 0 | | | | | |
| RETURNS | 5 | 115 | 23.0 | 0 | 33 | 0 | RETURNS | 2 | 56 | 28.0 | 0 | 31 | 0 | RETURNS | 5 | 115 | 23.0 | 0 | 33 | 0 | RETURNS | 5 | 115 | 23.0 | 0 | 33 | 0 | | | | | |
| | | | | | | | | | | | | | | | | | | | | | | | | | | | | | | | | |
| Oakland Raiders | Fum | Lost | Own Rec. | Yds | TD | FF | Rec. | Yds | TD | Out Bnds | Denver Broncos | Fum | Lost | Own Rec. | Yds | TD | FF | Rec. | Yds | TD | Out Bnds | Oakland Raiders | Fum | Lost | Own Rec. | Yds | TD | FF | Rec. | Yds | TD | Out Bnds |
| C. Carr | 1 | 1 | 0 | 0 | 0 | 0 | 0 | 0 | 0 | 0 | T. Devoe | 0 | 0 | 0 | 0 | 0 | 1 | 0 | 0 | 0 | 0 | C. Carr | 1 | 1 | 0 | 0 | 0 | 0 | 0 | 0 | 0 | |
| K. Collins | 1 | 0 | 0 | 0 | 0 | 0 | 0 | 0 | 0 | 0 | J. Lynch | 0 | 0 | 0 | 0 | 0 | 1 | 0 | 0 | 0 | 0 | K. Collins | 1 | 0 | 0 | 0 | 0 | 0 | 0 | 0 | 0 | |
| B. Sims | 0 | 0 | 1 | 0 | 0 | 0 | 0 | 0 | 0 | 0 | C. Sapp | 0 | 0 | 0 | 0 | 0 | 0 | 1 | 0 | 0 | 0 | B. Sims | 0 | 0 | 1 | 0 | 0 | 0 | 0 | 0 | 0 | |
| Total | 2 | 1 | 1 | 0 | 0 | 0 | 0 | 0 | 0 | 0 | Total | 0 | 0 | 0 | 0 | 2 | 1 | 0 | 0 | 0 | Total | 2 | 1 | 1 | 0 | 0 | 0 | 0 | 0 | 0 | | |



Denver 23, San Diego 7

Saturday, Dec. 31, 2005 • 1:35 p.m. PST • Qualcomm Stadium • San Diego

WEATHER: Slight Drizzle, 61°, Wind WSW 8 mph • TIME: 3:04 • ATTENDANCE: 65,513

In their final regular-season tuneup before the playoffs, the Denver Broncos won their fourth consecutive game with a 23-7 win against the San Diego Chargers on Saturday in front of 65,513 fans at Qualcomm Stadium. Although they were already locked into the No. 2 seed in the AFC Playoffs and had several key players resting injuries, the Broncos maintained a high standard of play in a solid performance.

The victory improved Denver's final regular-season record to 13-3, tying for the second-highest win total in franchise history.

Safety John Lynch, playing in his hometown of San Diego, forced two fumbles on two sacks that directly led to nine Broncos points. Denver's defense totaled a season-high six sacks, one safety, one interception and three forced fumbles on the day.

In his first career start, running back Tatum Bell scored all three of Denver's touchdowns on runs of six, one and 19 yards to set a single-game career best for rushing touchdowns. Bell, who entered the game only 131 yards short of joining Mike Anderson as a 1,000-yard rusher for the year, finished with 52 yards against the NFL's No. 1 run defense.

Quarterback Jake Plummer started for Denver, completing 8-of-14 passes (57.1%) for 91 yards. Plummer was replaced by Bradlee Van Pelt to begin the second half, and in the first significant game action of his career, the second-year quarterback rushed for 41 yards on 10 carries and added two completions for seven yards.

After a scoreless first quarter, Bell gave Denver a 7-0 lead with a 6-yard touchdown run at 11:48 of the second quarter. Denver would score again later in the quarter when Chargers quarterback Drew Brees was sacked by Lynch and lost a fumble at his 1-yard line with 3:37 left in the first half, setting up a Bell touchdown run one play later.

Phillip Rivers took over as the Chargers' quarterback on the next series in place of Brees, who was injured on the Lynch sack. Rivers led the team on a 69-yard scoring drive that culminated in a 6-yard touchdown run by running back LaDainian Tomlinson, trimming Denver's lead to 14-7 at halftime.

On the Chargers' first offensive series of the third quarter, Lynch sacked Rivers in the end zone and forced a fumble. It was recovered in the end zone by San Diego tackle Shane Olivea, who was pounced on by defensive tackle Demetris Veal for a safety and a 16-7 Broncos lead at 5:30 of the third quarter.

Safety Curume Cox intercepted the first pass of his career late in the fourth quarter. His 48-yard return put Denver at the San Diego 19-yard line, setting up its final score on a 19-yard Bell run on the next play.

OFFICIALS:

Referee — Scott Green (19); **Umpire** — Jim Quirk (5); **Head Linesman** — Jim Mello (48); **Line Judge** — Jeff Bergman (32); **Side Judge** — Larry Rose (128); **Field Judge** — Eddie Powers (38); **Back Judge** — Lee Dyer (27); **Replay** — Larry Hill.

| | 1 | 2 | 3 | 4 | OT | TOTAL | FIELD GOALS (made /) & missed) |
|--------------------------------|---|----|---|---|----|-------|---------------------------------|
| VISITOR Denver Broncos | 0 | 14 | 2 | 7 | — | 23 | J. Elam 28WR |
| HOME San Diego Chargers | 0 | 7 | 0 | 0 | — | 7 | |

| Team | Qtr | Clock Time | PLAY DESCRIPTION (Extra Point) (Drive Info) | SCORE Visitor | Home |
|----------|-----|------------|---|---------------|------|
| BRONCOS | 2 | 11:48 | T. Bell 6 yd. run (J. Elam, kick) (9-77, 4:23) | 7 | 0 |
| BRONCOS | 2 | 3:24 | T. Bell 1 yd. run (J. Elam, kick) (1-1, 0:03) | 14 | 0 |
| CHARGERS | 2 | 0:38 | L. Tomlinson 6 yd. run (N. Kaeding, kick) (10-69, 2:46) | 14 | 7 |
| BRONCOS | 3 | 5:30 | S. Olivea tackled in the end zone by D. Veal for a safety | 16 | 7 |
| BRONCOS | 4 | 4:32 | T. Bell 19 yd. run (J. Elam, kick) (1-19, 0:06) | 23 | 7 |

DENVER BRONCOS

| OFFENSE | | | DEFENSE | | |
|---------|--------------|--------|--------------|--|--|
| WR 80 | R. Smith | LE 91 | E. Ekuban | | |
| LT 78 | M. Lepsis | LT 96 | M. Myers | | |
| LG 50 | B. Hamilton | RT 61 | G. Warren | | |
| C 66 | T. Nalen | RE 93 | T. Pryce | | |
| RG 65 | C. Carlisle | WLB 52 | I. Gold | | |
| RT 72 | G. Foster | MLB 51 | K. Burns | | |
| TE 82 | S. Alexander | SLB 55 | DJ. Williams | | |
| TE 88 | J. Putzier | LCB 24 | C. Bailey | | |
| QB 16 | J. Plummer | RCB 22 | D. Foxworth | | |
| RB 26 | T. Bell | SS 25 | N. Ferguson | | |
| FB 39 | K. Johnson | FS 47 | J. Lynch | | |

BRONCOS SUBSTITUTIONS: K 1 J. Elam, P 10 T. Sauerbrun, QB 11 B. Van Pelt, WR 13 D. Terrell, WR 14 T. Devoe, RB 33 R. Dayne, RB 37 C. Sapp, S 40 C. Cox, CB 41 K. Paymah, S 42 S. Brandon, CB 45 R. Alexander, LB 53 L. Green, LB 54 P. Chukwurah, DE 60 J. Engelberger, C/G 62 C. Myers, T 74 C. Green, DT 75 M. Pope, WR 81 C. Adams, TE/LB 83 M. Leach, TE 84 W. Duke, WR 85 A. Lelie, DE 95 M. Coleman, DT 97 D. Veal. **DID NOT PLAY:** None. **INACTIVE:** WR 17 D. Watts, S 21 H. Abdullah, CB 27 Da. Williams, RB 38 M. Anderson, LB 56 A. Wilson, G 59 T. Whitley, TE 89 N. Jackson, DE 98 C. Brown.

SAN DIEGO CHARGERS

| OFFENSE | | | DEFENSE | | |
|---------|--------------|--------|-------------|--|--|
| TE 84 | J. Peelle | LE 93 | L. Castillo | | |
| LT 75 | L. Jordan | DT 76 | J. Williams | | |
| LG 68 | K. Dielman | RE 74 | J. Cesaire | | |
| C 61 | N. Hardwick | OLB 56 | S. Merriman | | |
| RG 79 | M. Goff | ILB 59 | D. Edwards | | |
| RT 70 | S. Olivea | ILB 58 | R. Godfrey | | |
| TE 85 | A. Gates | OLB 53 | S. Foley | | |
| WR 87 | K. McCardell | LCB 23 | Q. Jammer | | |
| QB 9 | D. Brees | RCB 29 | D. Florence | | |
| RB 21 | L. Tomlinson | FS 24 | J. Wilson | | |
| FB 41 | L. Neal | SS 42 | C. Hart | | |

CHARGERS SUBSTITUTIONS: P 5 M. Scifres, K 10 N. Kaeding, QB 17 P. Rivers, CB 22 S. Davis, CB 25 J. Fletcher, S 28 J. Pippens, S 31 H. Milligan, RB 33 M. Turner, FB 34 A. Pinnock, RB/KR 43 D. Sproles, LS 50 D. Binn, LB 54 S. Cooper, LB 57 M. Wilhelm, DE 78 D. Scott, WR 82 R. Caldwell, WR 83 V. Jackson, WR 88 E. Parker, LB 92 M. Harris, LB 95 S. Phillips, DT 97 R. Bingham, DE 98 D. Robinson. **DID NOT PLAY:** C/G 62 B. Hallen, C 63 S. Mruczkowski. **INACTIVE:** 3QB 7 A. Feeley, WR 13 M. Floyd, WR 16 D. Haddad, FS 27 B. Jue, CB 36 M. Curry, G 60 W. Sims, T 64 C. Lekkerkerker, DE 99 I. Olshansky.

FINAL INDIVIDUAL STATISTICS

| Denver Broncos | | | | | | | | | | | San Diego Chargers | | | | | | | | | | |
|-----------------|-----|------|----------|--------|------|------|------|------|----|------|--------------------|-----|------|----------|--------|------|------|------|------|----|------|
| RUSHING | ATT | YDS | AVG | LG | TD | | | | | | RUSHING | ATT | YDS | AVG | LG | TD | | | | | |
| R. Dayne | 13 | 64 | 4.9 | 16 | 0 | | | | | | L. Tomlinson | 19 | 92 | 4.8 | 28 | 1 | | | | | |
| T. Bell | 17 | 52 | 3.1 | 19 | 3 | | | | | | M. Turner | 1 | -1 | -1.0 | -1 | 0 | | | | | |
| B. Van Pelt | 10 | 41 | 4.1 | 11 | 0 | | | | | | | | | | | | | | | | |
| TOTAL | 40 | 157 | 3.9 | 19 | 3 | | | | | | TOTAL | 20 | 91 | 4.6 | 28 | 1 | | | | | |
| | | | | | | | | | | | | | | | | | | | | | |
| PASSING | ATT | CMP | YDS | TKD/YD | TD | LG | IN | Rtg. | | | PASSING | ATT | CMP | YDS | TKD/YD | TD | LG | IN | Rtg. | | |
| J. Plummer | 14 | 8 | 91 | 2/14 | 0 | 21 | 0 | 76.8 | | | P. Rivers | 22 | 12 | 115 | 3/16 | 0 | 22 | 1 | 50.4 | | |
| B. Van Pelt | 8 | 2 | 7 | 0/0 | 0 | 5 | 0 | 39.6 | | | D. Brees | 14 | 8 | 68 | 3/22 | 0 | 15 | 0 | 69.9 | | |
| TOTAL | 22 | 10 | 98 | 2/14 | 0 | 21 | 0 | 58.5 | | | TOTAL | 36 | 20 | 183 | 6/38 | 0 | 22 | 1 | 58.0 | | |
| | | | | | | | | | | | | | | | | | | | | | |
| PASS RECEIVING | | | NO | YDS | AVG | LG | TD | | | | PASS RECEIVING | | | NO | YDS | AVG | LG | TD | | | |
| K. Johnson | | | 2 | 27 | 13.5 | 21 | 0 | | | | E. Parker | | | 8 | 87 | 10.9 | 22 | 0 | | | |
| A. Lelie | | | 2 | 19 | 9.5 | 14 | 0 | | | | K. McCardell | | | 6 | 51 | 8.5 | 13 | 0 | | | |
| C. Adams | | | 2 | 6 | 3.0 | 4 | 0 | | | | A. Gates | | | 3 | 23 | 7.7 | 12 | 0 | | | |
| W. Duke | | | 1 | 21 | 21.0 | 21 | 0 | | | | R. Caldwell | | | 2 | 18 | 9.0 | 11 | 0 | | | |
| S. Alexander | | | 1 | 11 | 11.0 | 11 | 0 | | | | L. Tomlinson | | | 1 | 4 | 4.0 | 4 | 0 | | | |
| R. Smith | | | 1 | 11 | 11.0 | 11 | 0 | | | | | | | | | | | | | | |
| J. Putzier | | | 1 | 3 | 3.0 | 3 | 0 | | | | | | | | | | | | | | |
| TOTAL | | | 10 | 98 | 9.8 | 21 | 0 | | | | TOTAL | | | 20 | 183 | 9.2 | 22 | 0 | | | |
| | | | | | | | | | | | | | | | | | | | | | |
| INTERCEPTIONS | | | NO | YDS | AVG | LG | TD | | | | INTERCEPTIONS | | | NO | YDS | AVG | LG | TD | | | |
| C. Cox | | | 1 | 48 | 48.0 | 48 | 0 | | | | | | | | | | | | | | |
| TOTAL | | | 1 | 48 | 48.0 | 48 | 0 | | | | TOTAL | | | 0 | 0 | 0.0 | — | 0 | | | |
| | | | | | | | | | | | | | | | | | | | | | |
| PUNTING | NO | YDS | AVG | NET | TB | IN20 | LG | | | | PUNTING | NO | YDS | AVG | NET | TB | IN20 | LG | | | |
| T. Sauerbrun | 7 | 319 | 45.6 | 39.6 | 0 | 2 | 57 | | | | M. Scifres | 7 | 311 | 44.4 | 39.1 | 1 | 3 | 56 | | | |
| TOTAL | 7 | 319 | 45.6 | 39.6 | 0 | 2 | 57 | | | | TOTAL | 7 | 311 | 44.4 | 39.1 | 1 | 3 | 56 | | | |
| | | | | | | | | | | | | | | | | | | | | | |
| PUNT RETURNS | NO | YDS | AVG | FC | LG | TD | | | | | PUNT RETURNS | NO | YDS | AVG | FC | LG | TD | | | | |
| C. Adams | 3 | 17 | 5.7 | 0 | 9 | 0 | | | | | E. Parker | 5 | 42 | 8.4 | 1 | 13 | 0 | | | | |
| [DOWNED] | 2 | 0 | 0.0 | 0 | — | 0 | | | | | [DOWNED] | 1 | 0 | 0.0 | 0 | — | 0 | | | | |
| [OUT OF BOUNDS] | 1 | 0 | 0.0 | 0 | — | 0 | | | | | | | | | | | | | | | |
| [TOUCHBACK] | 1 | 0 | 0.0 | 0 | — | 0 | | | | | | | | | | | | | | | |
| RETURNS | 3 | 17 | 5.7 | 0 | 9 | 0 | | | | | RETURNS | 5 | 42 | 8.4 | 1 | 13 | 0 | | | | |
| | | | | | | | | | | | | | | | | | | | | | |
| KICKOFF RETURNS | | | NO | YDS | AVG | FC | LG | TD | | | KICKOFF RETURNS | | | NO | YDS | AVG | FC | LG | TD | | |
| R. Alexander | | | 2 | 38 | 19.0 | 0 | 21 | 0 | | | D. Sproles | | | 4 | 87 | 21.8 | 0 | 26 | 0 | | |
| C. Adams | | | 1 | 15 | 15.0 | 0 | 15 | 0 | | | | | | | | | | | | | |
| RETURNS | | | 3 | 53 | 17.7 | 0 | 21 | 0 | | | RETURNS | | | 4 | 87 | 21.8 | 0 | 26 | 0 | | |
| | | | | | | | | | | | | | | | | | | | | | |
| Denver Broncos | | | | | | | | | | | San Diego Chargers | | | | | | | | | | |
| FUMBLES | Fum | Lost | Own Rec. | Yds | TD | FF | Rec. | Yds | TD | Bnds | FUMBLES | Fum | Lost | Own Rec. | Yds | TD | FF | Rec. | Yds | TD | Bnds |
| J. Plummer | 1 | 0 | 0 | 0 | 0 | 0 | 0 | 0 | 0 | 0 | P. Rivers | 2 | 0 | 0 | 0 | 0 | 0 | 0 | 0 | 0 | 0 |
| C. Carlisle | 0 | 0 | 1 | 0 | 0 | 0 | 0 | 0 | 0 | 0 | D. Brees | 1 | 1 | 0 | 0 | 0 | 0 | 0 | 0 | 0 | 0 |
| J. Lynch | 0 | 0 | 0 | 0 | 0 | 2 | 0 | 0 | 0 | 0 | S. Oliva | 0 | 0 | 1 | 0 | 0 | 0 | 0 | 0 | 0 | 0 |
| G. Warren | 0 | 0 | 0 | 0 | 0 | 1 | 0 | 0 | 0 | 0 | S. Phillips | 0 | 0 | 0 | 0 | 0 | 1 | 0 | 0 | 0 | 0 |
| S. Brandon | 0 | 0 | 0 | 0 | 0 | 0 | 1 | 0 | 0 | 0 | | | | | | | | | | | |
| Total | 1 | 0 | 1 | 0 | 0 | 3 | 1 | 0 | 0 | 0 | Total | 3 | 1 | 1 | 0 | 0 | 1 | 0 | 0 | 0 | 0 |



Denver 27, New England 13

Saturday, Jan. 14, 2006 • 6:16 p.m. MST • INVESCO Field at Mile High • Denver

WEATHER: Partly Cloudy, 54°, Wind SE 3 mph • TIME: 6:16 • ATTENDANCE: 76,238

2005 AFC Divisional Playoff Game

The Denver Broncos ended the New England Patriots' NFL-record 10-game postseason winning streak with a 27-13 victory in an AFC Divisional Playoff Game on Saturday night in front of 76,238 fans at INVESCO Field at Mile High.

The Broncos' win against the two-time defending Super Bowl champions was their first playoff victory since the 1998 season and first ever at INVESCO Field at Mile High. Denver forced five turnovers against the Patriots, totaling two interceptions and three fumble recoveries that led to their first 24 points scored.

Broncos cornerback Champ Bailey recorded the longest non-scoring interception return and second-longest overall interception return in NFL postseason history with a key 100-yard return late in the third quarter. Bailey's play ended a potential go-ahead scoring drive by the Patriots and set up a touchdown to give the Broncos a 17-6 lead entering the final period.

Denver quarterback Jake Plummer completed 15-of-26 passes (57.7%) for 197 yards with one touchdown and one interception. Wide receiver Rod Smith (96 yds., 1 TD) became Denver's all-time playoff leader in receiving yards and kicker Jason Elam (2 FGs, 9 pts.) became its all-time leading scorer in the postseason with their performances against the Patriots.

The game was scoreless for the first quarter-and-a-half before Adam Vinatieri's 40-yard field goal put the Patriots ahead 3-0 at 3:48 of the second quarter. A 40-yard pass interference penalty drawn by Broncos wide receiver Ashley Lelie in the end zone with less than two minutes remaining in the first half led to a 1-yard scoring run by Mike Anderson to give Denver a 7-3 lead.

On the ensuing kickoff, Broncos kicker/punter Todd Sauerbrun forced a fumble that Denver recovered to set up a 50-yard field goal by Elam to put the Broncos ahead 10-3 at halftime.

Vinatieri's 32-yard field goal at 7:49 of the third quarter narrowed Denver's lead to 10-6, but that would be as close as the Patriots got. Bailey intercepted Tom Brady, who finished the game with 341 passing yards, in the end zone with 1:03 left in the third quarter to halt a potential go-ahead touchdown drive. After Bailey was forced out of bounds at the 1-yard line following a 100-yard return, Anderson scored on a run to put Denver up 17-6.

Plummer's 4-yard touchdown pass to Smith at 8:38 of the fourth quarter extended the Broncos' lead to 24-6. A Patriots touchdown moved the team to within 11, 24-13, with 8:05 left to play, but Elam's 34-yard field goal on Denver's next drive sealed the Broncos' victory.

OFFICIALS:

Referee — Jeff Triplett (42); Umpire — Jeff Rice (44); Head Linesman — Tony Veteri (36); Line Judge — Jeff Seeman (44); Side Judge — Greg Meyer (78); Field Judge — Duke Carroll (11); Back Judge — Gregory Steed (12); Replay — Bob Boylston.

| | 1 | 2 | 3 | 4 | OT | TOTAL | FIELD GOALS (made /) & missed) |
|---------|----------------------|---|----|---|----|-------|---------------------------------|
| VISITOR | New England Patriots | 0 | 3 | 3 | 7 | 13 | A. Vinatieri (40) (32) 43WR |
| HOME | Denver Broncos | 0 | 10 | 7 | 10 | 27 | J. Elam (50) (34) |

| Team | Qtr | Clock Time | PLAY DESCRIPTION (Extra Point) (Drive Info) | SCORE Visitor | Home |
|----------|-----|------------|--|---------------|------|
| PATRIOTS | 2 | 3:48 | A. Vinatieri 40 yd. Field Goal (7-67, 2:22) | 3 | 0 |
| BRONCOS | 2 | 1:42 | M. Anderson 1 yd. run (J. Elam, kick) (1-40, 0:09) | 3 | 7 |
| BRONCOS | 2 | 0:43 | J. Elam 50 yd. Field Goal (4-7, 0:50) | 3 | 10 |
| PATRIOTS | 3 | 7:49 | A. Vinatieri 32 yd. Field Goal (11-58, 5:32) | 6 | 10 |
| BRONCOS | 3 | 0:43 | M. Anderson 1 yd. run (J. Elam, kick) (1-1, 0:04) | 6 | 17 |
| BRONCOS | 4 | 8:38 | R. Smith 4 yd. pass from J. Plummer (J. Elam, kick) (3-15, 1:32) | 6 | 24 |
| PATRIOTS | 4 | 8:05 | D. Givens 4 yd. pass from T. Brady (A. Vinatieri, kick) (2-77, 0:33) | 13 | 24 |
| BRONCOS | 4 | 3:20 | J. Elam 34 yd. Field Goal (8-61, 4:45) | 13 | 27 |

DENVER BRONCOS

| OFFENSE | DEFENSE |
|--------------------|---------------------|
| WR 80 R. Smith | LE 98 C. Brown |
| LT 78 M. Lepsis | LT 96 M. Myers |
| LG 50 B. Hamilton | RT 61 G. Warren |
| C 66 T. Nalen | RE 93 T. Pryce |
| RG 65 C. Carlisle | WLB 52 I. Gold |
| RT 72 G. Foster | MLB 56 A. Wilson |
| TE 82 S. Alexander | SLB 55 DJ. Williams |
| WR 85 A. Lelie | LCB 24 C. Bailey |
| QB 16 J. Plummer | RCB 22 D. Foxworth |
| RB 38 M. Anderson | SS 25 N. Ferguson |
| FB 39 K. Johnson | FS 47 J. Lynch |

BRONCOS SUBSTITUTIONS: K 1 J. Elam, P 10 T. Sauerbrun, WR 14 T. Devoe, RB 26 T. Bell, CB 27 Da. Williams, RB 33 R. Dayne, RB 37 C. Sapp, S 40 C. Cox, CB 41 K. Paymah, S 42 S. Brandon, LB 51 K. Burns, LB 53 L. Green, LB 54 P. Chukwurah, C/G 62 C. Myers, T 74 C. Green, WR 81 C. Adams, TE/LS 83 M. Leach, TE 84 W. Duke, TE 88 J. Putzier, DE 91 E. Ekuban, DE 95 M. Coleman, DT 97 D. Veal. **DID NOT PLAY:** QB 11 B. Van Pelt. **INACTIVE:** WR 13 D. Terrell, WR 17 D. Watts, S 21 H. Abdullah, CB 45 R. Alexander, G 59 T. Whitley, DE 60 J. Engelberger, DT 75 M. Pope, TE 89 N. Jackson.

NEW ENGLAND PATRIOTS

| OFFENSE | DEFENSE |
|-------------------|--------------------|
| WR 83 D. Branch | LE 94 T. Warren |
| LT 68 T. Ashworth | NT 75 V. Wilfork |
| LG 70 L. Mankins | RE 93 R. Seymour |
| C 71 R. Hochstein | OLB 55 W. McGinest |
| G 61 S. Neal | ILB 54 T. Bruschi |
| RT 76 B. Gorin | ILB 50 M. Vrabel |
| TE 82 D. Graham | OLB 59 R. Colvin |
| WR 87 D. Givens | LCB 22 A. Samuel |
| QB 12 T. Brady | RCB 27 E. Hobbs |
| RB 28 C. Dillon | SS 25 A. Hawkins |
| TE 84 B. Watson | FS 26 E. Wilson |

PATRIOTS SUBSTITUTIONS: K 4 A. Vinatieri, P 8 J. Miller, WR 18 A. Davis, S 24 M. Stone, CB 32 H. Poteat, RB 33 K. Faulk, S 36 J. Sanders, FB 44 H. Evans, LB 51 D. Davis, LB 52 M. Beisel, LB 53 L. Izzo, LB 58 M. Chatham, LS 66 L. Paxton, OL 69 R. Tucker, G 74 B. Yates, WR 80 T. Brown, WR 86 T. Dwight, TE 88 C. Fauria, DE 91 M. Hill, LB 95 T. Banta-Cain, DL 97 J. Green, LB 98 C. Brown. **DID NOT PLAY:** QB 2 D. Flutie. **INACTIVE:** 3QB 16 M. Cassel, WR 13 B. Childress, FB 35 P. Pass, G/C 64 G. Mruczkowski, T 77 N. Kaczur, WR 81 B. Johnson, DL 90 D. Klecko, DL 92 S. Thomas.

FINAL INDIVIDUAL STATISTICS

| New England Patriots | | | | | | | | | | | Denver Broncos | | | | | | | | | | | | | | | | | | | | | | | | | | | | | | | | | | | | | | | | | | | | | | | | | | | | | | | | | | | | | | | | | | | | | | | | | | | | | | | | | | | | |
|----------------------|-----|------|------|-----|----|----------------|-----------------|---------|-----|-----|----------------|-----------|------|----------|------|-----------|------|-------------|------|------|-----------|-----|----|--------------|------------|-----|------|----------|-----|----------|------|-------|----------|----------|---------|----------|-----|------|------|-------|---------|------------|-------|----------|------|-----|-----|----------|----|----|------|----|----|-------------|-----------|----|------|----|---|----------|---|----|------|----|---|-----------|---|----|------|----|---|-----------|---|---|-----|---|-------|----------|---|---|-----|---|---|-------|----|-----|------|----|---|-------|----|-----|------|----|---|
| RUSHING | ATT | YDS | AVG | LG | TD | RUSHING | ATT | YDS | AVG | LG | TD | C. Dillon | 13 | 57 | 4.4 | 17 | 0 | M. Anderson | 19 | 69 | 3.6 | 18 | 2 | K. Faulk | 7 | 23 | 3.3 | 5 | 0 | T. Bell | 6 | 19 | 3.2 | 8 | 0 | T. Brady | 1 | -1 | -1 | -1 | 0 | J. Plummer | 7 | 8 | 1.1 | 6 | 0 | TOTAL | 21 | 79 | 3.8 | 17 | 0 | TOTAL | 32 | 96 | 3.0 | 18 | 2 | | | | | | | | | | | | | | | | | | | | | | | | | | | | | | | | | | | | |
| PASSING | ATT | CMP | YDS | TD | LG | INT | Rtg. | PASSING | ATT | CMP | YDS | TD | LG | INT | Rtg. | T. Brady | 36 | 20 | 341 | 0/0 | 1 | 73 | 2 | 74.0 | J. Plummer | 26 | 15 | 197 | 2/7 | 1 | 42 | 1 | 78.5 | TOTAL | 36 | 20 | 341 | 0/0 | 1 | 73 | 2 | 74.0 | TOTAL | 26 | 15 | 197 | 2/7 | 1 | 42 | 1 | 78.5 | | | | | | | | | | | | | | | | | | | | | | | | | | | | | | | | | | | | | | | | | | | | |
| PASS RECEIVING | NO | YDS | AVG | LG | TD | PASS RECEIVING | NO | YDS | AVG | LG | TD | D. Branch | 8 | 153 | 19.1 | 73 | 0 | R. Smith | 6 | 96 | 16.0 | 42 | 1 | D. Givens | 5 | 54 | 10.8 | 21 | 1 | A. Lelie | 5 | 50 | 10.0 | 17 | 0 | K. Faulk | 2 | 20 | 10.0 | 14 | 0 | J. Putzier | 3 | 37 | 12.3 | 24 | 0 | A. Davis | 1 | 51 | 51.0 | 51 | 0 | M. Anderson | 1 | 14 | 14.0 | 14 | 0 | T. Brown | 1 | 33 | 33.0 | 33 | 0 | D. Graham | 1 | 18 | 18.0 | 18 | 0 | C. Dillon | 1 | 9 | 9.0 | 9 | 0 | H. Evans | 1 | 3 | 3.0 | 3 | 0 | TOTAL | 20 | 341 | 17.1 | 73 | 1 | TOTAL | 15 | 197 | 13.1 | 42 | 1 |
| INTERCEPTIONS | NO | YDS | AVG | LG | TD | INTERCEPTIONS | NO | YDS | AVG | LG | TD | A. Samuel | 1 | 0 | 0.0 | 0 | 0 | C. Bailey | 1 | 100 | 100.0 | 100 | 0 | J. Lynch | 1 | 5 | 5.0 | 5 | 0 | TOTAL | 1 | 0 | 0.0 | 0 | 0 | TOTAL | 2 | 105 | 52.5 | 100 | 0 | | | | | | | | | | | | | | | | | | | | | | | | | | | | | | | | | | | | | | | | | | | | | | | | | | | | | | |
| PUNTING | NO | YDS | AVG | NET | TB | IN20 | LG | PUNTING | NO | YDS | AVG | NET | TB | IN20 | LG | J. Miller | 3 | 146 | 48.7 | 45.3 | 0 | 0 | 50 | T. Sauerbrun | 6 | 274 | 45.7 | 39.5 | 0 | 3 | 58 | TOTAL | 3 | 146 | 48.7 | 45.3 | 0 | 0 | 50 | TOTAL | 6 | 274 | 45.7 | 39.5 | 0 | 3 | 58 | | | | | | | | | | | | | | | | | | | | | | | | | | | | | | | | | | | | | | | | | | | | | | | | |
| PUNT RETURNS | NO | YDS | AVG | FC | LG | TD | PUNT RETURNS | NO | YDS | AVG | FC | LG | TD | C. Adams | 1 | 10 | 10.0 | 2 | 10 | 0 | T. Dwight | 3 | 37 | 12.3 | 1 | 14 | 0 | T. Brown | 1 | 0 | 0.0 | 0 | 0 | [DOWNED] | 1 | 0 | 0.0 | 0 | — | 0 | RETURNS | 4 | 37 | 9.3 | 1 | 14 | 0 | RETURNS | 1 | 10 | 10.0 | 2 | 10 | 0 | | | | | | | | | | | | | | | | | | | | | | | | | | | | | | | | | | | | | | | | | |
| KICKOFF RETURNS | NO | YDS | AVG | FC | LG | TD | KICKOFF RETURNS | NO | YDS | AVG | FC | LG | TD | C. Adams | 3 | 54 | 18.0 | 0 | 29 | 0 | E. Hobbs | 3 | 89 | 29.7 | 0 | 32 | 0 | A. Davis | 3 | 61 | 20.3 | 0 | 21 | 0 | RETURNS | 6 | 150 | 25.0 | 0 | 32 | 0 | RETURNS | 4 | 73 | 18.3 | 0 | 29 | 0 | | | | | | | | | | | | | | | | | | | | | | | | | | | | | | | | | | | | | | | | | | | | | | | |
| FUMBLES | Fum | Lost | Rec. | Yds | TD | FF | Rec. | Yds | TD | Out | Denver Broncos | Fum | Lost | Rec. | Yds | TD | FF | Rec. | Yds | TD | T. Brown | 1 | 1 | 0 | 0 | 0 | 0 | 0 | 0 | 0 | 0 | 0 | K. Faulk | 1 | 1 | 0 | 0 | 0 | 0 | 0 | 0 | 0 | 0 | E. Hobbs | 1 | 1 | 0 | 0 | 0 | 0 | 0 | 0 | 0 | 0 | B. Watson | 0 | 0 | 0 | 0 | 1 | 0 | 0 | 0 | 0 | 0 | Total | 3 | 3 | 0 | 0 | 0 | 1 | 0 | 0 | 0 | 0 | Total | 1 | 0 | 0 | 0 | 0 | 2 | 3 | 0 | 0 | 0 | | | | | | | | |



Pittsburgh 34, Denver 17

Sunday, Jan. 22, 2006 • 1:08 p.m. MST • INVESCO Field at Mile High • Denver

WEATHER: Sunny, 34° (wind chill 18°), Wind SE 11 mph • TIME: 3:03 • ATTENDANCE: 76,775

2005 AFC Championship Game

The Denver Broncos' 2005 season ended one game short of Super Bowl XL with a 34-17 loss to the Pittsburgh Steelers in the AFC Championship Game on Sunday at INVESCO Field at Mile High in front of 76,775 fans.

The Broncos' defeat was their first ever at home in an AFC title game as the team entered its contest against Pittsburgh 4-0 in those situations. The loss snapped Denver's 11-game overall home winning streak and was only the Broncos' third in their 15 all-time home postseason playoff games.

A week after forcing five turnovers to beat the Patriots in the Divisional Round, Denver recorded four giveaways against the Steelers. Pittsburgh scored 24 points off two interceptions and two fumbles by the Broncos, who surrendered only 27 points off giveaways for the entire 2005 regular season.

Pittsburgh converted 10-of-16 third-down attempts (62.5%), including eight of its first nine such attempts, to take control of the game. Quarterback Ben Roethlisberger compiled a 124.9 passer rating, throwing for 275 yards with two touchdowns and no interceptions to lead Pittsburgh to its sixth Super Bowl.

Broncos quarterback Jake Plummer completed 18-of-30 passes (60.0%) for 223 yards with one touchdown and two interceptions. Denver wide receiver Rod Smith caught four passes for 61 yards (15.3 avg.), becoming the Broncos' all-time leader in career postseason receptions (49).

The Steelers scored the game's first points on a 47-yard field goal by Jeff Reed at 4:11 of the first quarter and extended their lead to 10-0 on a 12-yard touchdown grab by wide receiver Cedric Wilson at 14:54 of the second quarter.

Jason Elam's 23-yard field goal on Denver's next drive trimmed the Broncos' deficit, but the Steelers went ahead 17-3 on a 3-yard touchdown run by Jerome Bettis with 1:55 left in the first half.

Plummer was intercepted on the first play of Denver's ensuing series. The turnover proved costly as wide receiver Hines Ward caught a 17-yard touchdown pass with seven seconds remaining in the first half to put Denver behind 24-3.

Plummer moved the Broncos within 14, 24-10, on a 30-yard touchdown pass to wide receiver Ashley Lelie with 3:36 left in the third quarter. Denver also closed its deficit to 10, 27-17, on a 3-yard touchdown run by Mike Anderson with 7:52 left in the game.

The Steelers sealed the win on Roethlisberger's 4-yard touchdown run at 2:59 of the fourth quarter.

OFFICIALS:

Referee — Terry McAulay (77); **Umpire** — Scott Dawson (70); **Head Linesman** — Derick Bowers (74); **Line Judge** — Mark Steinkrechner (84); **Side Judge** — Doug Toole (4); **Field Judge** — Gene Steratore (114); **Back Judge** — Keith Ferguson (61); **Replay** — Bob McGrath/Dean Blain.

| | | 1 | 2 | 3 | 4 | OT | TOTAL | | |
|----------------|---------------------|------------|---|---|----|----|---------|--|--|
| VISITOR | Pittsburgh Steelers | 3 | 21 | 0 | 10 | — | 34 | FIELD GOALS (made () & missed) | |
| HOME | Denver Broncos | 0 | 3 | 7 | 7 | — | 17 | J. Reed (47) (42) | |
| | | | | | | | | J. Elam (23) | |
| Team | Qtr | Clock Time | PLAY DESCRIPTION (Extra Point) (Drive Info) | | | | SCORE | | |
| | | | | | | | Visitor | Home | |
| STEELERS | 1 | 4:11 | J. Reed 47 yd. Field Goal (12-62, 6:29) | | | | 3 | 0 | |
| STEELERS | 2 | 14:54 | C. Wilson 12 yd. pass from B. Roethlisberger (J. Reed, kick) (5-39, 2:53) | | | | 10 | 0 | |
| BRONCOS | 2 | 9:23 | J. Elam 23 yd. Field Goal (12-55, 5:31) | | | | 10 | 3 | |
| STEELERS | 2 | 1:55 | J. Bettis 3 yd. run (J. Reed, kick) (14-80, 7:28) | | | | 17 | 3 | |
| STEELERS | 2 | 0:07 | H. Ward 17 yd. pass from B. Roethlisberger (J. Reed, kick) (4:38, 1:41) | | | | 24 | 3 | |
| BRONCOS | 3 | 3:36 | A. Lelie 30 yd. pass from J. Plummer (J. Elam, kick) (5-80, 2:24) | | | | 24 | 10 | |
| STEELERS | 4 | 13:38 | J. Reed 42 yd. Field Goal (8-47, 4:58) | | | | 27 | 10 | |
| BRONCOS | 4 | 7:52 | M. Anderson 3 yd. run (J. Elam, kick) (7-85, 3:47) | | | | 27 | 17 | |
| STEELERS | 4 | 2:59 | B. Roethlisberger 4 yd. run (J. Reed, kick) (5-17, 1:53) | | | | 34 | 17 | |

| DENVER BRONCOS | | | | | | | | | |
|---|--------------|--------|--------------|--|---------|--|--|--|--|
| OFFENSE | | | | | DEFENSE | | | | |
| WR 80 | R. Smith | LE 98 | C. Brown | | | | | | |
| LT 78 | M. Lepsis | LT 96 | M. Myers | | | | | | |
| LG 50 | B. Hamilton | RT 61 | G. Warren | | | | | | |
| C 66 | T. Nalen | RE 93 | T. Pryce | | | | | | |
| RG 65 | C. Carlisle | WLB 52 | I. Gold | | | | | | |
| RT 72 | G. Foster | MLB 56 | A. Wilson | | | | | | |
| TE 82 | S. Alexander | SLB 55 | DJ. Williams | | | | | | |
| TE 84 | W. Duke | LCB 24 | C. Bailey | | | | | | |
| QB 16 | J. Plummer | RCB 22 | D. Foxworth | | | | | | |
| RB 38 | M. Anderson | SS 25 | N. Ferguson | | | | | | |
| FB 39 | K. Johnson | FS 47 | J. Lynch | | | | | | |
| BRONCOS SUBSTITUTIONS: K 1 J. Elam, P 10 T. Sauerbrun, WR 14 T. Devoe, RB 26 T. Bell, CB 27 Da. Williams, RB 33 R. Dayne, RB 37 C. Sapp, S 40 C. Cox, CB 41 K. Paymah, S 42 S. Brandon, LB 51 K. Burns, LB 53 L. Green, LB 54 P. Chukwurah, C/G 62 C. Myers, T 74 C. Green, WR 81 C. Adams, TE/LS 83 M. Leach, WR 85 A. Lelie, TE 88 J. Putzier, DE 91 E. Ekuban, DE 95 M. Coleman, DT 97 D. Veal. DID NOT PLAY: QB 11 B. Van Pelt. INACTIVE: WR 13 D. Terrell, WR 17 D. Watts, S 21 H. Abdullah, CB 45 R. Alexander, G 59 T. Whitley, DE 60 J. Engelberger, DT 75 M. Pope, TE 89 N. Jackson. | | | | | | | | | |

| PITTSBURGH STEELERS | | | | | | | | | |
|--|-------------------|---------|------------------|--|---------|--|--|--|--|
| OFFENSE | | | | | DEFENSE | | | | |
| SE 82 | A. Randle El | DE 91 | A. Smith | | | | | | |
| LT 77 | M. Smith | NT 98 | C. Hampton | | | | | | |
| LG 66 | A. Faneca | DE 67 | K. von Oelhoffen | | | | | | |
| C 64 | J. Hartings | LOLB 53 | C. Haggans | | | | | | |
| RG 73 | K. Simmons | LILB 51 | J. Farrior | | | | | | |
| RT 78 | M. Starks | RILB 50 | L. Foote | | | | | | |
| TE 83 | H. Miller | ROLB 55 | J. Porter | | | | | | |
| HB 39 | W. Parker | LCB 24 | I. Taylor | | | | | | |
| FB 35 | D. Kreider | FS 28 | C. Hope | | | | | | |
| QB 7 | B. Roethlisberger | SS 43 | T. Polamalu | | | | | | |
| WR 86 | H. Ward | RCB 26 | D. Townsend | | | | | | |
| STEELERS SUBSTITUTIONS: K 3 J. Reed, P 17 C. Gardocki, CB 20 B. McFadden, CB 21 R. Colclough, S 23 T. Carter, CB 29 C. Iwuoma, S 31 M. Logan, RB 34 V. Haynes, RB 36 J. Bettis, LB 54 R. Wallace, C 56 C. Okobi, LB 57 C. Kriewaldt, LS 60 G. Warren, T 72 B. Brooks, DT 76 C. Hoke, WR 80 C. Wilson, WR 81 S. Morey, TE 84 J. Tuman, WR 85 N. Washington, WR 90 T. Kirschke, LB 94 A. Frazier, DE 99 B. Keisel. DID NOT PLAY: QB 16 C. Batch. INACTIVE: QB 8 T. Maddox, RB 22 D. Staley, CB 27 W. Williams, G 68 C. Kemoate, T 79 T. Essex, WR 89 L. Mays, LB 92 J. Harrison, DE 96 S. Nua. | | | | | | | | | |

| FINAL INDIVIDUAL STATISTICS | | | | | | | | | | | | | | | | | | | | | |
|-----------------------------|-----|------|----------|--------|------|------|------|-------|----|----------------|----------------|----------------|-----------------|----------|------|------|--------|------|-----|----|----------|
| Pittsburgh Steelers | | | | | | | | | | Denver Broncos | | | | | | | | | | | |
| RUSHING | ATT | YDS | AVG | LG | TD | | | | | RUSHING | ATT | YDS | AVG | LG | TD | | | | | | |
| J. Bettis | 15 | 39 | 2.6 | 7 | 1 | | | | | M. Anderson | 9 | 36 | 4.0 | 7 | 1 | | | | | | |
| W. Parker | 14 | 35 | 2.5 | 14 | 0 | | | | | T. Bell | 5 | 31 | 6.2 | 11 | 0 | | | | | | |
| B. Roethlisberger | 3 | 12 | 4.0 | 6 | 1 | | | | | J. Plummer | 7 | 30 | 4.3 | 8 | 0 | | | | | | |
| H. Ward | 1 | 4 | 4.0 | 4 | 0 | | | | | | | | | | | | | | | | |
| TOTAL | 33 | 90 | 2.7 | 14 | 2 | | | | | TOTAL | 21 | 97 | 4.6 | 11 | 1 | | | | | | |
| PASSING | ATT | CMP | YDS | TKD/YD | TD | LG | IN | Rtg. | | | | | PASSING | ATT | CMP | YDS | TKD/YD | TD | LG | IN | Rtg. |
| B. Roethlisberger | 29 | 21 | 275 | 2/7 | 2 | 30 | 0 | 124.9 | | | | | J. Plummer | 30 | 18 | 223 | 3/12 | 1 | 38 | 2 | 66.4 |
| TOTAL | 29 | 21 | 275 | 2/7 | 2 | 30 | 0 | 124.9 | | | | | TOTAL | 30 | 18 | 223 | 3/12 | 1 | 38 | 2 | 66.4 |
| PASS RECEIVING | | | NO | YDS | AVG | LG | TD | | | | | PASS RECEIVING | | | NO | YDS | AVG | LG | TD | | |
| C. Wilson | | | 5 | 92 | 18.4 | 30 | 1 | | | | | T. Bell | | | 5 | 28 | 5.6 | 9 | 0 | | |
| H. Ward | | | 5 | 59 | 11.8 | 21 | 1 | | | | | R. Smith | | | 4 | 61 | 15.3 | 32 | 0 | | |
| A. Randle El | | | 4 | 52 | 13.0 | 20 | 0 | | | | | J. Putzier | | | 4 | 55 | 13.8 | 19 | 0 | | |
| W. Parker | | | 3 | 20 | 6.7 | 8 | 0 | | | | | M. Anderson | | | 3 | 11 | 3.7 | 13 | 0 | | |
| H. Miller | | | 2 | 31 | 15.5 | 24 | 0 | | | | | A. Lelie | | | 2 | 68 | 34.0 | 38 | 1 | | |
| N. Washington | | | 1 | 13 | 13.0 | 13 | 0 | | | | | | | | | | | | | | |
| V. Haynes | | | 1 | 8 | 8.0 | 8 | 0 | | | | | | | | | | | | | | |
| TOTAL | | | 21 | 275 | 13.1 | 30 | 2 | | | | | TOTAL | | | 18 | 223 | 12.4 | 38 | 1 | | |
| INTERCEPTIONS | | | NO | YDS | AVG | LG | TD | | | | | INTERCEPTIONS | | | NO | YDS | AVG | LG | TD | | |
| L. Foote | | | 1 | 14 | 14.0 | 14 | 0 | | | | | | | | | | | | | | |
| I. Taylor | | | 1 | 1 | 1.0 | 1 | 0 | | | | | | | | | | | | | | |
| TOTAL | | | 2 | 15 | 7.5 | 14 | 0 | | | | | TOTAL | | | 0 | 0 | 0.0 | — | 0 | | |
| PUNTING | NO | YDS | AVG | NET | TB | IN20 | LG | | | | | PUNTING | NO | YDS | AVG | NET | TB | IN20 | LG | | |
| C. Gardocki | 4 | 148 | 37.0 | 32.0 | 1 | 2 | 41 | | | | | T. Sauerbrun | 2 | 87 | 43.5 | 37.0 | 0 | 1 | 51 | | |
| TOTAL | 4 | 148 | 37.0 | 32.0 | 1 | 2 | 41 | | | | | TOTAL | 2 | 87 | 43.5 | 37.0 | 0 | 1 | 51 | | |
| PUNT RETURNS | NO | YDS | AVG | FC | LG | TD | | | | | PUNT RETURNS | NO | YDS | AVG | FC | LG | TD | | | | |
| A. Randle El | 1 | 13 | 13.0 | 1 | 13 | 0 | | | | | C. Adams | 0 | 0 | 0.0 | 2 | — | 0 | | | | |
| | | | | | | | | | | | [DOWNED] | 1 | 0 | 0.0 | 0 | — | 0 | | | | |
| | | | | | | | | | | | [TOUCHBACK] | 1 | 0 | 0.0 | 0 | — | 0 | | | | |
| RETURNS | 1 | 13 | 13.0 | 1 | 13 | 0 | | | | | RETURNS | 0 | 0 | 0.0 | 2 | — | 0 | | | | |
| KICKOFF RETURNS | | | NO | YDS | AVG | FC | LG | TD | | | | | KICKOFF RETURNS | | | NO | YDS | AVG | FC | LG | TD |
| I. Taylor | | | 2 | 42 | 21.0 | 0 | 22 | 0 | | | | | C. Adams | | | 4 | 110 | 27.5 | 0 | 47 | 0 |
| [OUT OF BOUNDS] | | | 1 | 0 | 0 | 0 | 0 | 0 | | | | | C. Sapp | | | 1 | 11 | 11.0 | 0 | 11 | 0 |
| [TOUCHBACK] | | | 1 | 0 | 0 | 0 | 0 | 0 | | | | | [OUT OF BOUNDS] | | | 1 | 0 | 0.0 | 0 | 0 | 0 |
| | | | | | | | | | | | [TOUCHBACK] | | | 1 | 0 | 0.0 | 0 | 0 | 0 | 0 | |
| RETURNS | | | 2 | 42 | 21.0 | 0 | 22 | 0 | | | | | RETURNS | | | 5 | 121 | 24.2 | 0 | 47 | 0 |
| Pittsburgh Steelers | Fum | Lost | Own Rec. | Yds | TD | FF | Rec. | Yds | TD | Out Bnds | Denver Broncos | Fum | Lost | Own Rec. | Yds | TD | FF | Rec. | Yds | TD | Out Bnds |
| W. Parker | 1 | 0 | 0 | 0 | 0 | 0 | 0 | 0 | 0 | 1 | J. Plummer | 2 | 2 | 0 | 0 | 0 | 0 | 0 | 0 | 0 | 0 |
| B. Keisel | 0 | 0 | 0 | 0 | 0 | 1 | 0 | 0 | 0 | 0 | N. Ferguson | 0 | 0 | 0 | 0 | 0 | 1 | 0 | 0 | 0 | 0 |
| J. Porter | 0 | 0 | 0 | 0 | 0 | 1 | 0 | 0 | 0 | 0 | | | | | | | | | | | |
| C. Hampton | 0 | 0 | 0 | 0 | 0 | 1 | 0 | 0 | 0 | 0 | | | | | | | | | | | |
| T. Kirschke | 0 | 0 | 0 | 0 | 0 | 1 | 0 | 0 | 0 | 0 | | | | | | | | | | | |
| Total | 1 | 0 | 0 | 0 | 0 | 2 | 2 | 0 | 0 | 1 | Total | 2 | 2 | 0 | 0 | 0 | 1 | 0 | 0 | 0 | 0 |

| FINAL TEAM STATISTICS | | | | | | | | | |
|---|-----------|----------|---------|--|---|----------|----------|---------|--|
| | STEELERS | | BRONCOS | | | STEELERS | | BRONCOS | |
| TOTAL FIRST DOWNS | 20 | 16 | | | FGs -- PATs Had Blocked | 0-0 | 0-0 | | |
| By Rushing | 5 | 5 | | | Net punting average | 32.0 | 37.0 | | |
| By Passing | 15 | 8 | | | TOTAL RETURN YARDAGE (Not Including Kickoffs) | 28 | 0 | | |
| By Penalty | 0 | 3 | | | No. and Yards Punt Returns | 1-13 | 0-0 | | |
| THIRD DOWN EFFICIENCY | 10-16-63% | 5-11-45% | | | No. and Yards Kickoff Returns | 2-42 | 5-121 | | |
| FOURTH DOWN EFFICIENCY | 0-0-0% | 2-3-67% | | | No. and Yards Interception Returns | 2-15 | 0-0 | | |
| TOTAL NET YARDS | 358 | 308 | | | PENALTIES Number and Yards | 8-61 | 4-20 | | |
| Total Offensive Plays (incl. times thrown passing) | 64 | 54 | | | FUMBLES Number and Lost | 1-0 | 2-2 | | |
| Average gain per offensive play | 5.6 | 5.7 | | | TOUCHDOWNS | 4 | 2 | | |
| NET YARDS RUSHING | 90 | 97 | | | Rushing | 2 | 1 | | |
| Total Rushing Plays | 33 | 21 | | | Passing | 2 | 1 | | |
| Average gain per rushing play | 2.7 | 4.6 | | | Interceptions | 0 | 0 | | |
| Tackles for a loss -- number and yards | 5-7 | 0-0 | | | EXTRA POINTS Made-Attempts | 4-4 | 2-2 | | |
| NET YARDS PASSING | 268 | 211 | | | Kicking Made-Attempts | 4-4 | 2-2 | | |
| Times thrown -- yards lost attempting to pass | 2-7 | 3-12 | | | FIELD GOALS Made-Attempts | 2-2 | 1-1 | | |
| Gross yards passing | 275 | 223 | | | RED ZONE EFFICIENCY | 4-5-80% | 1-2-50% | | |
| PASS ATTEMPTS-COMPLETIONS-HAD INTERCEPTED | 29-21-0 | 30-18-2 | | | GOAL TO GO EFFICIENCY | 2-2-100% | 1-1-100% | | |
| Average gain per pass play (incl. # thrown passing) | 8.6 | 6.4 | | | SAFETIES | 0 | 0 | | |
| KICKOFFS Number-In End Zone-Touchbacks | 7-2-1 | 4-1-1 | | | FINAL SCORE | 34 | 17 | | |
| PUNTS Number and Average | 4-37.0 | 2-43.5 | | | TIME OF POSSESSION | 38:07 | 23:53 | | |
| Had Blocked | 0 | 0 | | | | | | | |



BRONCOS BREAKDOWN BY POSITION

Players listed alphabetically

OFFENSE

QUARTERBACK

Jay Cutler
Preston Parsons
Jake Plummer
Bradlee Van Pelt

RUNNING BACK

Mike Bell
Tatum Bell
Cedric Cobbs
Ron Dayne
Kyle Johnson
Marty Johnson
Brandon Miree
Rashon Powers-Neal
Cecil Sapp

WIDE RECEIVER

Charlie Adams
Brian Clark
Todd Devoe
Domenik Hixon
David Kircus
Ashley Lelie
Brandon Marshall
Rod Smith
David Terrell
Javon Walker
Darius Watts

TIGHT END

Stephen Alexander
Nate Jackson
Mike Leach
Chad Mustard
Tony Scheffler

GUARD

P.J. Alexander
Martin Bibla
Cooper Carlisle
Dwayne Carswell
Ben Hamilton
Rob Hunt
Chris Kuper
Chris Myers
Taylor Whitley

CENTER

Greg Eslinger
Ben Hamilton
Rob Hunt
Chris Myers
Tom Nalen

TACKLE

P.J. Alexander
Dwayne Carswell
Javiar Collins
George Foster
Cornell Green
Matt Lepsis
Erik Pears

DEFENSE

SAFETY

Hamza Abdullah
Sam Brandon
Brandon Browner
Curome Cox
Tyler Everett
Nick Ferguson
John Lynch

DEFENSIVE END

Courtney Brown
Elvis Dumervil
Ebenezer Ekuban
John Engelberger
George Gause
Corey Jackson
Kenard Lang
Khaleed Vaughn

LINEBACKER

Josh Buhl
Keith Burns
Patrick Chukwurah
Ian Gold
Louis Green
Kevin Harrison
Cameron Vaughn
Nate Webster
Ray Wells
D.J. Williams
Al Wilson

DEFENSIVE TACKLE

Antwon Burton
Amon Gordon
Patrice Majondo-Mwamba
Michael Myers
Bryan Save
Demetris Veal
Gerard Warren

CORNERBACK

Roc Alexander
Champ Bailey
Damonique Foxworth
Willie Middlebrooks
Karl Paymah
Antwaun Rogers
Jeff Shoate
Darrent Williams

SPECIAL TEAMS

PUNTER

Paul Ernster
Tyler Fredrickson
Todd Sauerbrun
Jeff Williams

PLACE KICKER

Jason Elam
Paul Ernster
Tyler Fredrickson

SNAPPER (PUNTS)

Mike Leach
Tony Scheffler

SNAPPER (KICKS)

Mike Leach
Matt Lepsis
Tony Scheffler

HOLDER

Jay Cutler
Jake Plummer
Todd Sauerbrun

KICKOFF RETURNS

Charlie Adams
Roc Alexander
Cedric Cobbs
Domenik Hixon
Brandon Marshall

PUNT RETURNS

Charlie Adams
Champ Bailey
Domenik Hixon
Brandon Marshall
Darrent Williams

Rookies and first-year free agents in *italics*.
Players may be listed at more than one position.
Position assignments are tentative as of June 12, 2006.

PRONUNCIATION GUIDE

Hamza Abdullah (AHM-zah)
Martin Bibla (BIHb-lah)
Josh Buhl (BYOOL)
Antwon Burton (ANN-TWAHN)
Patrick Chukwurah (chuk-WER-uh)
Javiar Collins (HAH-vee-ayr)
Curome Cox (ker-OME)

Todd Devoe (deh-VOH)
Elvis Dumervil (doo-mehr-vill)
Ebenezer Ekuban (EK-you-BON)
Jason Elam (EE-lum)
George Gause (GAWS)
Amon Gordon (ah-MAHN)
Domenik Hixon (DAH-mehn-ik)

David Kircus (KIHR-kus)
Chris Kuper (KOO-pehr)
Kenard Lang (kehrn-ARD)
Ashley Lelie (lu-LEE)
Patrice Majondo-Mwamba (ma-WAHM-ba)
Brandon Miree (my-REE)
Erik Pears (PEERS)

Antwaun Rogers (ANN-TWAHN)
Brian Save (sah-VAY)
Jeff Shoate (SHOTE)
David Terrell (teh-REHL)
Khaleed Vaughn (kah-LEED)
Demetris Veal (deh-ME-trin)
Darrent Williams (DARE-ent)

DENVER BRONCOS 2006 VETERAN ROSTER (AS OF JUNE 12, 2006)

| No. | Player | Pos. | Ht. | Wt. | Birthdate | NFL Exp. | College | High School Hometown | How Acq. | '05 Games/ Starts | Numerical Roster |
|-----|---------------------|------|------|-----|-----------|----------|------------------------|-------------------------|---------------|----------------------|-----------------------------|
| 21 | Abdullah, Hamza | S | 6-2 | 216 | 8/20/83 | 2 | Washington State | Pomona, Calif. | PS(TB)- '05 | 1-0-0-7 | Jason ElamK |
| 81 | Adams, Charlie | WR | 6-2 | 190 | 10/23/79 | 4 | Hofstra | Mechanicsburg, Pa. | FA- '04 | 16-2-0-0 | Paul ErnsterP/K |
| 69 | Alexander, P.J. | G/T | 6-4 | 297 | 12/23/78 | 4 | Syracuse | Tallahassee, Fla. | FA- '03 | 0-0-0-0 | Preston ParsonsOB |
| 45 | Alexander, Roc | CB | 5-10 | 190 | 9/23/81 | 3 | Washington | Colorado Springs, Colo. | CFA- '04 | 10-0-0-6 | Todd SauerbrunP |
| 82 | Alexander, Stephen | TE | 6-4 | 250 | 11/17/75 | 9 | Oklahoma | Chickasha, Okla. | UFA(Deb)- '05 | 16-15-0-0 | Bradlee Van PeltQB |
| 24 | Bailey, Champ | CB | 6-0 | 192 | 6/22/78 | 8 | Georgia | Folkston, Ga. | T(Was)- '04 | 14-14-0-2 | David TerrellWR |
| 26 | Bell, Tatum | RB | 5-11 | 213 | 3/2/81 | 3 | Oklahoma State | Dallas, Texas | D2a- '04 | 15-1-0-1 | Todd DevoeWR |
| 68 | Bibla, Martin | G | 6-3 | 303 | 10/4/79 | 4 | Miami | Mountaintop, Pa. | FA- '06 | 0-0-0-0 | Jake PlummerQB |
| 42 | Brandon, Sam | S | 6-2 | 200 | 7/5/79 | 5 | UNLV | Riverside, Calif. | D4- '02 | 14-0-0-2 | Darius WattsWR |
| 98 | Brown, Courtney | DE | 6-4 | 285 | 2/14/78 | 7 | Penn State | Alvin, S.C. | FA- '05 | 14-13-0-2 | Hanza AbdullahS |
| 29 | Browner, Brandon | S | 6-4 | 221 | 8/2/84 | 2 | Oregon State | Sylvan, Calif. | CFA- '05 | 0-0-0-0 | Dominique FoxworthCB |
| 51 | Burns, Keith | LB | 6-2 | 235 | 5/16/72 | 13 | Oklahoma State | Alexandria, Va. | UFA(TB)- '05 | 15-1-0-1 | Willie MiddlebrooksCB |
| 65 | Carlisle, Cooper | G | 6-5 | 295 | 8/11/77 | 7 | Florida | McComb, Miss. | D4b- '00 | 16-16-0-0 | Champ BaileyCB |
| 77 | Carswell, Dwayne | G/T | 6-3 | 290 | 1/18/72 | 13 | Liberty | Jacksonville, Fla. | CFA- '94 | 7-0-0-1 | Nick FergusonS |
| 54 | Chukwurah, Patrick | LB | 6-1 | 250 | 3/1/79 | 6 | Wyoming | Irving, Texas | FA- '04 | 14-0-0-2 | Tatum BellRB |
| 34 | Cobbs, Cedric | RB | 6-0 | 227 | 1/9/81 | 2 | Arkansas | Little Rock, Ark. | FA- '05 | 0-0-0-0 | Darrent WilliamsCB |
| 70 | Collins, Javier | T | 6-6 | 297 | 4/13/78 | 5 | Northwestern | Washington, D.C. | FA- '06 | 0-0-0-0 | Jeff ShoateCB |
| 40 | Cox, Curume | S | 6-1 | 204 | 2/28/81 | 2 | Maryland | Mendota Heights, Minn. | FA- '04 | 13-1-0-0 | Brandon BrownerS |
| 33 | Dayne, Ron | RB | 5-10 | 245 | 3/14/78 | 7 | Wisconsin | Berlin, N.J. | UFA(NYG)- '05 | 10-0-3-3 | Brandon MireeRB |
| 14 | Devoe, Todd | WR | 6-2 | 198 | 4/5/80 | 2 | Central Missouri State | Fort Lauderdale, Fla. | FA- '05 | 14-0-0-2 | Ron DayneRB |
| 91 | Ekuban, Ebenezer | DE | 6-4 | 275 | 5/29/76 | 8 | North Carolina | Bowie, Md. | T(Cle)- '05 | 16-0-0-0 | Cedric CobbsRB |
| 1 | Elam, Jason | K | 5-11 | 200 | 3/8/70 | 14 | Hawaii | Ft. Walton Beach, Fla. | D3b- '93 | 16-0-0-0 | Cecil SappRB |
| 60 | Engelberger, John | DE | 6-4 | 252 | 10/18/76 | 7 | Virginia Tech | Springfield, Va. | T(SF)- '05 | 14-0-0-2 | Kyle JohnsonFB |
| 3 | Ernster, Paul | P/K | 6-0 | 217 | 1/26/82 | 2 | Northern Arizona | Glendale, Ariz. | D7- '05 | 1-0-0-1 | Curume CoxS |
| 25 | Ferguson, Nick | S | 5-11 | 201 | 11/27/74 | 7 | Georgia Tech | Miami, Fla. | FA- '03 | 16-16-0-0 | Karl PaymahCB |
| 72 | Foster, George | T | 6-5 | 338 | 6/9/80 | 4 | Georgia | Macon, Ga. | D1- '03 | 16-16-0-0 | Roc AlexanderCB |
| 22 | Foxworth, Dominique | CB | 5-11 | 180 | 3/27/83 | 2 | Maryland | Catonsville, Md. | D3b- '05 | 16-7-0-0 | Sam BrandonS |
| 52 | Gold, Ian | LB | 6-0 | 223 | 8/23/78 | 7 | Michigan | Belleville, Mich. | FA- '05 | 16-16-0-0 | Chad MustardTE |
| 94 | Gordon, Amon | DT | 6-2 | 319 | 10/13/81 | 3 | Stanford | San Diego, Calif. | W- '06 | 0-0-0-0 | Ben HamiltonG/C |
| 74 | Green, Cornell | T | 6-6 | 315 | 8/25/76 | 7 | Central Florida | St. Petersburg, Fla. | UFA(TB)- '04 | 14-0-0-2 | Keith BurnsLB |
| 53 | Green, Louis | LB | 6-3 | 228 | 9/23/79 | 3 | Alcorn State | Vicksburg, Miss. | FA- '03 | 14-0-0-2 | Ian GoldLB |
| 50 | Hamilton, Ben | G/C | 6-4 | 283 | 8/18/77 | 6 | Minnesota | Minneapolis, Minn. | D4a- '01 | 16-16-0-0 | Louis GreenLB |
| | | | | | | | | | | | Patrick ChukwurahLB |
| | | | | | | | | | | | D.J. WilliamsLB |

| No. | Player | Pos. | Ht. | Wt. | Birthdate | NFL Exp. | College | High School Hometown | How Acq. | '05 Games/ Starts | Numerical Roster |
|-----|----------------------|-------|------|-----|-----------|----------|--------------------|--------------------------|--------------|----------------------|---------------------------|
| 90 | Jackson, Corey | DE | 6-6 | 270 | 11/6/78 | 2 | Nevada | Kershaw, S.C. | FA- '05 | 0-0-0-0 | Al WilsonLB |
| 89 | Jackson, Nate | TE | 6-3 | 235 | 6/4/79 | 4 | Menlo | San Jose, Calif. | T(SF)- '03 | 2-0-0-14 | Nate WebsterLB |
| 39 | Johnson, Kyle | FB | 6-0 | 242 | 12/15/78 | 4 | Syracuse | Woodbridge, N.J. | FA- '03 | 16-14-0-0 | Ray WellsLB |
| 87 | Kircus, David | WR | 6-2 | 192 | 2/19/80 | 3 | Grand Valley State | Inlay City, Mich. | FA- '06 | 0-0-0-0 | Taylor WhitleyG |
| 76 | Kang, Kenard | DE | 6-3 | 264 | 1/31/75 | 10 | Miami | Orlando, Fla. | FA- '06 | 16-5-0-0^ | John EngelbergerDE |
| 83 | Leach, Mike | TE/LB | 6-2 | 245 | 10/18/76 | 7 | William & Mary | Jefferson Township, N.J. | FA- '02 | 16-0-0-0 | Gerard WarrenDE |
| 85 | Lelie, Ashley | WR | 6-3 | 200 | 2/16/80 | 5 | Hawaii | Honolulu, Hawaii | D1- '02 | 16-13-0-0 | Chris MyersG/C |
| 78 | Lepis, Matt | T | 6-4 | 290 | 1/13/74 | 10 | Colorado | Conroe, Texas | CFA- '97 | 16-16-0-0 | Cooper CarlisleG |
| 47 | Lynch, John | S | 6-2 | 220 | 9/25/71 | 14 | Stanford | Del Mar, Calif. | FA- '04 | 16-16-0-0 | Tom NalenC |
| 23 | Middlebrooks, Willie | CB | 6-1 | 200 | 2/12/79 | 6 | Minnesota | Homestead, Fla. | FA- '06 | 5-0-0-2^ | Martin BiblaG |
| 31 | Miree, Brandon | RB | 5-11 | 237 | 4/14/81 | 2 | Pittsburgh | Cincinnati, Ohio | D7b- '04 | 0-0-0-0 | P.J. AlexanderG/T |
| 46 | Mustard, Chad | TE | 6-6 | 277 | 10/8/77 | 3 | North Dakota | Columbus, Neb. | FA- '06 | 0-0-0-0 | George FosterT |
| 62 | Myers, Chris | C/G | 6-4 | 300 | 9/15/81 | 2 | Miami | Miami, Fla. | D6- '05 | 9-0-0-3 | Cornell GreenT |
| 96 | Myers, Michael | DT | 6-2 | 300 | 1/20/76 | 9 | Alabama | Vicksburg, Miss. | T(Cle)- '05 | 16-15-0-0 | Kenard LangDE |
| 66 | Nalen, Tom | C | 6-3 | 286 | 5/13/71 | 13 | Boston College | Foxboro, Mass. | D7c- '94 | 16-16-0-0 | Dwayne CarswellG/T |
| 5 | Parsons, Preston | QB | 6-4 | 235 | 2/19/79 | 3 | Northern Arizona | Portland, Ore. | FA- '06 | 0-0-0-0 | Matt LepsisWR |
| 41 | Paymah, Karl | CB | 6-0 | 200 | 11/29/82 | 2 | Washington State | Culver City, Calif. | D3a- '05 | 13-0-0-3 | Charlie AdamsWR |
| 16 | Plummer, Jake | QB | 6-2 | 212 | 12/19/74 | 10 | Arizona State | Boise, Idaho | UFA(Ar)- '03 | 16-16-0-0 | Stephen AlexanderTE |
| 37 | Sapp, Cecil | RB | 5-11 | 229 | 12/23/78 | 4 | Colorado State | Miami, Fla. | CFA- '03 | 16-0-0-0 | Mike LeachTE/LB |
| 28 | Sauerbrun, Todd | P | 5-10 | 215 | 1/4/73 | 12 | West Virginia | East Setauket, N.Y. | T(Car)- '05 | 16-0-0-0 | Javon WalkerWR |
| 80 | Shoate, Jeff | CB | 5-10 | 180 | 3/23/81 | 3 | San Diego State | San Diego, Calif. | D5- '04 | 0-0-0-0 | Ashley LelleWR |
| 13 | Terrell, David | WR | 6-3 | 213 | 3/13/79 | 6 | Michigan | Texarkana, Ark. | CFA- '94 | 16-16-0-0 | Stephen AlexanderTE |
| 11 | Van Pelt, Bradlee | QB | 6-2 | 220 | 7/3/80 | 2 | Colorado State | Richmond, Va. | FA- '05 | 1-0-0-14 | Javon WalkerWR |
| 95 | Vaughn, Khaleed | DE | 6-4 | 278 | 5/20/81 | 2 | Clemson | Santa Barbara, Calif. | D7c- '04 | 3-0-13-0 | Ashley LelleWR |
| 97 | Veal, Demetris | DT | 6-2 | 288 | 8/11/81 | 4 | Tennessee | North Atlanta, Ga. | FA- '06 | 0-0-0-0 | Landon TruistTE |
| 84 | Walker, Jaron | WR | 6-3 | 209 | 10/14/78 | 5 | Florida State | Paramount, Calif. | FA- '04 | 15-0-0-1 | David KircusWR |
| 61 | Warren, Gerard | DT | 6-4 | 325 | 7/25/78 | 6 | Florida | Lafayette, La. | T(GB)- '06 | 1-1-0-1^ | Nate JacksonTE |
| 17 | Watts, Darius | WR | 6-2 | 190 | 12/19/81 | 3 | Marshall | Raiford, Fla. | T(Cle)- '05 | 16-16-0-0 | Corey JacksonTE |
| 58 | Webster, Nate | LB | 6-0 | 237 | 11/29/77 | 7 | Miami | Atlanta, Ga. | D2b- '04 | 6-0-0-10 | Ebenezer EkubanDE |
| 59 | Wells, Ray | LB | 6-1 | 236 | 8/20/80 | 3 | Arizona | Spring Valley, Calif. | FA- '06 | 0-0-0-0 | Khaleed VaughnDE |
| 55 | Whitley, Taylor | G | 6-4 | 305 | 2/21/80 | 4 | Texas A&M | Sudan, Texas | FA- '05 | 2-0-0-7 | Michael MyersDT |
| 27 | Williams, D.J. | LB | 6-1 | 242 | 7/20/82 | 3 | Miami | Concord, Calif. | D1- '04 | 16-14-0-0 | Demetris VealDT |
| 27 | Williams, Darrent | CB | 5-8 | 188 | 9/27/82 | 2 | Oklahoma State | Fort Worth, Texas | D2- '05 | 12-9-0-4 | Courtney BrownDE |
| 56 | Wilson, Al | LB | 6-0 | 240 | 6/21/77 | 8 | Tennessee | Jackson, Tenn. | D1- '99 | 15-15-0-1 | |

Reserve/Injured List

86 Trusty, Landon

TE 6-7 266 10/9/81 2 Central Arkansas

FA- '06

0-0-0-4^

^ - Lang was with Cleveland in '05; Middlebrooks was with San Francisco in '05; Trusty was with San Diego in '05; Walker was with Green Bay in '05; Webster was with Cincinnati in '05.
KEY: CFA-college free agent; D-drafted; FA-acquired as free agent; RFA-acquired as restricted free agent; UFA-acquired as unrestricted free agent; T-trade; W-waivers.

DENVER BRONCOS 2006 ROOKIE & FIRST-YEAR ROSTER

| No. | Name | Pos. | Ht. | Wt. | Birthdate | Exp. | College | High School Hometown | How Acq. | Numerical Roster |
|-----|-------------------------|------|------|-----|-----------|------|----------------------|----------------------|----------|----------------------------------|
| 20 | Bell, Mike | RB | 6-0 | 220 | 4/23/83 | R | Arizona | Tolleson, Ariz. | CFA- '06 | 2 Tyler Fredrickson.....P/K |
| 57 | Buhl, Josh | LB | 6-0 | 213 | 5/4/81 | 1 | Kansas State | Mesquite, Texas | FA- '05 | 4 Jeff Williams.....P |
| 93 | Burton, Antwon | DT | 6-2 | 318 | 7/11/83 | R | Temple | Cheektowaga, N.Y. | CFA- '06 | 6 Jay Cutler.....QB |
| 19 | Clark, Brian | WR | 6-2 | 204 | 12/26/83 | R | North Carolina State | Tampa, Fla. | CFA- '06 | 12 Domenik Hixon.....WR |
| 6 | Cutler, Jay | QB | 6-3 | 233 | 4/29/83 | R | Vanderbilt | Lincoln City, Ind. | D1- '06 | 15 Brandon Marshall.....WR |
| 92 | Dumervil, Elvis | DE | 5-11 | 250 | 1/19/84 | R | Louisville | Miami, Fla. | D4b- '06 | 19 Brian Clark.....WR |
| 67 | Eslinger, Greg | C | 6-3 | 290 | 4/23/83 | R | Minnesota | Bismarck, N.D. | D6- '06 | 20 Mike Bell.....RB |
| 32 | Everett, Tyler | S | 5-11 | 202 | 11/4/83 | R | Ohio State | Canton, Ohio | CFA- '06 | 32 Tyler Everett.....S |
| 2 | Fredrickson, Tyler | P/K | 6-3 | 220 | 2/26/81 | 1 | California | Goleta, Calif. | FA- '06 | 35 Antwaun Rogers.....CB |
| 99 | Gause, George | DE | 6-5 | 286 | 6/20/82 | 1 | South Carolina | Conway, S.C. | FA- '05 | 36 Marty Johnson.....RB |
| 49 | Harrison, Kevin | LB | 6-0 | 256 | 12/24/81 | 1 | Eastern Michigan | Belleville, Mich. | FA- '06 | 43 Rashon Powers-Neal.....FB |
| 12 | Hixon, Domenik | WR | 6-2 | 185 | 10/8/84 | R | Akron | Columbus, Ohio | D4c- '06 | 49 Kevin Harrison.....LB |
| 63 | Hunt, Rob | C/G | 6-3 | 283 | 3/3/81 | 1 | North Dakota State | Cavalier, N.D. | FA- '05 | 50 Cameron Vaughn.....LB |
| 36 | Johnson, Marty | RB | 6-0 | 240 | 1/26/80 | 1 | Utah | Rio Linda, Calif. | FA- '06 | 57 Josh Buhl.....LB |
| 73 | Kuper, Chris | G | 6-4 | 302 | 12/19/82 | R | North Dakota | Anchorage, Alaska | D5- '06 | 63 Rob Hunt.....G/C |
| 71 | Majondo-Mwamba, Patrice | DT | 6-4 | 301 | 7/29/79 | 1 | Texas Tech | Republic of Congo | CFA- '05 | 64 Erik Pears.....T |
| 15 | Marshall, Brandon | WR | 6-4 | 222 | 3/23/84 | R | Central Florida | Lake Howell, Fla. | D4a- '06 | 67 Greg Eslinger.....C |
| 64 | Pears, Erik | T | 6-8 | 305 | 6/25/82 | 1 | Colorado State | Denver, Colo. | CFA- '05 | 71 Patrice Majondo-Mwamba.....DL |
| 43 | Powers-Neal, Rashon | FB | 6-3 | 247 | 4/3/83 | R | Notre Dame | St. Paul, Minn. | CFA- '06 | 73 Chris Kuper.....G |
| 35 | Rogers, Antwaun | CB | 6-2 | 170 | 8/29/82 | 1 | Purdue | Middletown, Ohio | CFA- '05 | 79 Bryan Save.....DT |
| 79 | Save, Bryan | DT | 6-1 | 299 | 12/16/81 | 1 | Colorado State | Santa Ana, Calif. | FA- '06 | 88 Tony Scheffler.....TE |
| 88 | Scheffler, Tony | TE | 6-5 | 250 | 2/15/83 | R | Western Michigan | Morenci, Mich. | D2- '06 | 92 Elvis Dumervil.....DE |
| 50 | Vaughn, Cameron | LB | 6-4 | 241 | 2/27/84 | R | Louisiana State | Marrero, La. | CFA- '06 | 93 Antwon Burton.....DT |
| 4 | Williams, Jeff | P | 6-4 | 231 | 3/26/83 | R | Adams State | Longmont, Colo. | CFA- '06 | 99 George Gause.....DE |

The term NFL ROOKIE is defined as a player who is in his first season of professional football and has not been on the roster of another professional football team for any regular-season or postseason games. A ROOKIE is designated by an "R" on NFL rosters. Players who have been active in another professional league or players who have NFL experience, including their preseason training camp or being on an Active List or Inactive List, or on Reserve / Physically Unable to Perform for fewer than six regular season games, are termed NFL First-Year Players. An NFL First-Year Player is designated by a "1" on NFL rosters. Thereafter, a player is credited with an additional year of experience for each season in which he accumulates six games on the Active List or Inactive List, or on Reserve/Injured or Reserve/Physically Unable to Perform.

| DENVER BRONCOS | | BRONCOS TRANSACTIONS (JUNE 14, 2005-JUNE 12, 2006) | |
|----------------|--|--|---|
| BY DATE | | | |
| 6/14/05 | Signed G Zach Wilson (RFA) Assigned Patrice Majondo-Mwamba by NFL as Int'l. Practice Squad Player | | Signed DE Corey Jackson to practice squad Signed RB Brandon Miree to practice squad Signed G/C Chris Myers to practice squad Signed T Erik Pears to practice squad |
| 7/7/05 | Signed P/K Paul Ernster (draft choice) | 9/5/05 | Placed WR Jerry Rice on reserve/retired list |
| 7/15/05 | Traded CB Willie Middlebrooks to San Francisco in exchange for DE John Engelberger | 9/6/05 | Signed QB Kliff Kingsbury to practice squad |
| 7/22/05 | Signed CB Dominique Foxworth (draft choice) | 9/7/05 | Signed WR David Terrell |
| 7/25/05 | Waived P/K Jeff Crowell. Waived P/K Tyler Fredrickson. Waived G Reese Hicks | 9/12/05 | Released WR Jerry Rice |
| 7/27/05 | Signed CB Karl Paymah (draft choice) | 9/20/05 | Waived P/K Paul Ernster Released QB Kliff Kingsbury |
| 7/28/05 | Waived WR Grant Mattos Signed RB Maurice Clarett (draft choice) Signed OL Chris Myers (draft choice) | 9/21/05 | Signed RB Quentin Griffin |
| 7/30/05 | Signed CB Darrent Williams (draft choice) Placed DT D.J. Renteria on reserve/NFL Europe injury list | 9/28/05 | Signed P/K Paul Ernster to practice squad Placed P/K Paul Ernster on Practice Squad/Injured list |
| 7/31/05 | Placed C/G Josh Sewell on Exempt/Left Squad list. Signed C Ben Nowland | 9/28/05 | Signed LB Josh Buhl to practice squad |
| 8/2/05 | Claimed C/G Chris Watton off Waivers | 10/1/05 | Signed S Curome Cox from practice squad Waived RB Quentin Griffin |
| 8/9/05 | Placed C/G Josh Sewell on Reserve/Left Squad list | 10/4/05 | Signed C/G Chris Myers from practice squad Waived S Curome Cox |
| 8/16/05 | Signed CB Rod Babers | 10/5/05 | Signed S Curome Cox to practice squad |
| 8/17/05 | Placed S Chris Young on reserve/injured list (right knee) | 10/8/05 | Signed S Curome Cox from practice squad Waived TE Wesley Duke |
| 8/23/05 | Claimed S Marques Anderson off Waivers | 10/10/05 | Signed TE Wesley Duke to practice squad |
| 8/24/05 | Placed S Brandon Browner on reserve/injured list (left forearm) | 10/11/05 | Signed DE George Gause to practice squad |
| 8/30/05 | Placed DE Chukie Nwokorie on reserve/injured list (left leg) Waived CB Rod Babers Waived RB Kris Briggs Waived RB Maurice Clarett Waived WR Romar Crenshaw Waived DT Luther Elliss Waived QB Chad Frieauf Waived TE Patrick Hape Waived WR B.J. Johnson Waived DE Raylee Johnson Waived QB Danny Kanell Waived CB Jeff Shoate Waived G Cameron Spikes Waived LB Markus Steele Waived G Tim Stuber | 10/31/05 | Placed G Dwayne Carswell on reserve/non-football injury list |
| 8/31/05 | Placed CB Jeff Shoate on reserve/injured list (left knee) | 11/1/05 | Signed G Taylor Whitley Placed CB Lenny Walls on reserve/injured list |
| 9/1/05 | Released DE Chukie Nwokorie | 11/15/05 | Signed S Hamza Abdullah from Tampa Bay's practice squad Waived S Marques Anderson |
| 9/3/05 | Waived T Tyson Clabo Waived T Anthony Clement Waived S Curome Cox Waived DT Dorsett Davis Waived DT Mario Fatafehi Waived RB Quentin Griffin Waived DE Aaron Hunt Waived S Jeremy LeSueur Waived WR Triandos Luke Waived QB Matt Mauck Waived RB Brandon Miree Waived OL Chris Myers Waived C Ben Nowland Waived DE Anton Palepoi Waived T Erik Pears Waived LB Terry Pierce Waived LB Jashon Sykes Waived C/G Chris Watton Waived G Zach Wilson | 11/28/05 | Signed TE Wesley Duke from practice squad Waived CB Lenny Walls from reserve/injured list |
| | Signed RB Cedric Cobbs to practice squad Signed S Curome Cox to practice squad Signed G/C Rob Hunt to practice squad | 12/8/05 | Signed CB Antwaun Rogers to practice squad |
| | | 1/3/06 | Signed G Martin Bibla to future contract Signed T Javiar Collins to future contract Signed P/K Tyler Fredrickson to future contract Signed WR David Kircus to future contract Signed TE Chad Mustard to future contract Signed QB Preston Parsons to future contract |
| | | 1/6/06 | Signed WR Bill Flowers to future contract |
| | | 1/9/06 | Signed TE Landon Trusty to future contract |
| | | 1/23/06 | Signed LB Josh Buhl to future contract Signed RB Cedric Cobbs to future contract Signed P/K Paul Ernster to future contract Signed DE George Gause to future contract Signed G/C Rob Hunt to future contract Signed DE Corey Jackson to future contract Signed DL Patrice Majondo-Mwamba to future contract |
| | | 1/25/06 | Signed RB Brandon Miree to future contract |
| | | 2/1/06 | Signed T Erik Pears to future contract |
| | | 2/9/06 | Signed CB Antwaun Rogers to future contract |
| | | 2/21/06 | Signed DE Khaled Vaughn to future contract Extended C Tom Nalen's contract Extended S Sam Brandon's contract Extended S John Lynch's contract through 2008 season |
| | | 2/22/06 | Extended DE John Engelberger's contract through 2008 season |
| | | 3/1/06 | Waived RB Mike Anderson, DE Trevor Pryce and TE Jeb Putzier |
| | | 3/2/06 | Extended T Matt Lepsis's contract through 2009 season |
| | | 3/7/06 | Extended DE Courtney Brown's contract through 2009 season |

BRONCOS TRANSACTIONS (JUNE 14, 2005-JUNE 12, 2006), CONT.

| | |
|---------|--|
| 3/11/06 | Re-signed RB Ron Dayne (UFA) to a three-year contract |
| | Re-signed TE/LS Mike Leach (UFA) to a four-year contract |
| | Re-signed DT Gerard Warren (UFA) to six-year contract |
| 3/17/06 | Signed DE Kenard Lang |
| 3/22/06 | Claimed DL Amon Gordon off Waivers |
| | Waived WR Bill Flowers |
| 3/29/06 | Re-signed LB Keith Burns (UFA) |
| 4/3/06 | Re-signed LB Patrick Chukwurah (UFA) |
| 4/20/06 | Signed LB Ray Wells (FA) |
| 4/29/06 | Traded a 2006 second round pick to Green Bay in exchange for WR Javon Walker |
| 5/2/06 | Signed LB Nate Webster (UFA) |
| 5/3/06 | Signed DT Antwon Burton (RFA) |
| | Signed WR Brian Clark (RFA) |
| | Signed S Tyler Everett (RFA) |
| | Signed FB Rashon Powers-Neal (RFA) |
| | Signed LB Cameron Vaughn (RFA) |
| 5/8/06 | Signed RB Mike Bell (RFA) |
| 5/18/06 | Signed CB Willie Middlebrooks (FA) |
| | Signed P Jeff Williams (RFA) |
| 5/30/06 | Signed LB Kevin Harrison (FA) |
| | Signed RB Marty Johnson (FA) |
| | Signed Bryan Save (FA) |
| 6/2/06 | Waived TE Wesley Duke |
| 6/6/06 | Placed TE Landon Trusty on reserve/injured list |

BY PLAYER

ABDULLAH, Hamza - S

11/1/05 Signed from Tampa Bay's practice squad

ANDERSON, Marques - S

8/23/05 Claimed off Waivers

11/15/05 Waived

ANDERSON, Mike - RB

3/1/06 Waived

BABERS, Rod - CB

8/16/05 Signed

8/30/05 Waived

BELL, Mike - RB

5/8/06 Signed (RFA)

BIBLA, Martin - G

1/3/06 Signed to future contract

BRANDON, SAM - S

2/9/06 Extended contract

BRIGGS, Kris - RB

8/30/05 Waived

BROWN, Courtney - DE

3/7/06 Extended contract through 2009 season

BROWNER, Brandon - S

8/24/05 Placed on reserve/injured list

BUHL, Josh - LB

9/28/05 Signed to practice squad

1/23/06 Signed to future contract

BURNS, Keith - LB

3/29/06 Re-signed (UFA)

BURTON, Antwon - DT

5/3/06 Signed (RFA)

CARSWELL, Dwayne - G/T

10/31/05 Placed on reserve/non-football injury list

CHUKWURAH, Patrick - LB

4/3/06 Re-signed (UFA)

CLABO, Tyson - G/T

9/3/05 Waived

CLARETT, Maurice - RB

7/28/05 Signed (draft choice)

8/30/05 Waived

CLARK, Brian - WR

5/3/06 Signed (RFA)

CLEMENT, Anthony - T

9/3/05 Waived

COBBS, Cedric - RB

9/4/05 Signed to practice squad

1/23/06 Signed to future contract

COLLINS, Javier - T

1/3/06 Signed to future contract

COX, Curome - S

9/3/05 Waived

9/4/05 Signed to practice squad

10/1/05 Signed from practice squad to roster

10/4/05 Waived

10/5/05 Signed to practice squad

10/8/05 Signed from practice squad to roster

CRENSHAW, Romar - WR

8/30/05 Waived

CROWELL, Jeff - P/K

7/25/05 Waived

DAVIS, Dorsett - DT

9/3/05 Waived

DAYNE, Ron - RB

3/11/06 Re-signed (UFA) to a three-year contract

DUKE, Wesley - TE

10/8/05 Waived

10/10/05 Signed to practice squad

11/15/05 Signed from practice squad

6/2/06 Waived

ELLISS, Luther - DT

8/30/05 Waived

ENGELBERGER, John - DE

7/15/05 Acquired from San Francisco in exchange for CB Willie Middlebrooks

2/22/06 Extended contract through 2008 season

ERNSTER, Paul - P/K

7/7/05 Signed (draft choice)

9/20/05 Waived

9/21/05 Signed to practice squad

9/28/05 Placed on Practice Squad/Injured list

1/23/06 Signed to future contract

EVERETT, Tyler - S

5/2/06 Signed (RFA)

FATAFEHI, Mario - DT

9/3/05 Waived

FLOWERS, Bill - WR

1/6/06 Signed to future contract

3/22/06 Waived

FOXWORTH, Dmonique - CB

7/22/05 Signed (draft choice)

FREDRICKSON, Tyler - P/K

7/25/05 Waived

1/3/06 Signed to future contract

FRIEHAUF, Chad- QB

8/30/05 Waived

GAUSE, George - DE

10/11/05 Signed to practice squad

1/23/06 Signed to future contract

GORDON, Amon - DT

3/22/06 Claimed off waivers (Cleveland)

GRIFFIN, Quentin - RB

9/3/05 Waived

9/20/05 Signed

10/1/05 Waived

HAPE, Patrick - TE

8/30/05 Waived

HARRISON, Kevin - LB

5/30/06 Signed (FA)

HICKS, Reese - G

7/25/05 Waived

HUNT, Aaron - DE

9/3/05 Waived

HUNT, Rob - G/C

9/4/05 Signed to practice squad

1/23/06 Signed to future contract

JACKSON, Corey - DE

9/4/05 Signed to practice squad

1/23/06 Signed to future contract

JOHNSON, B.J. - WR

8/30/05 Waived

JOHNSON, Marty - RB

5/30/06 Signed (FA)

JOHNSON, Raylee - DE

8/30/05 Waived

KANELL, Danny - QB

8/30/05 Waived

KINGSBURY, Kliff - QB

9/6/05 Signed to practice squad

9/20/05 Released

KIRCUS, David - WR

1/3/06 Signed to future contract

LANG, Kenard - DE

3/17/06 Signed

LEACH, Mike - LS/TE

3/11/06 Re-signed (UFA) to a four-year contract

LEPSIS, Matt- T

3/2/06 Extended contract through 2009 season

LeSUEUR, Jeremy - S

9/3/05 Waived

LUKE, Triandos - WR

9/3/05 Waived

LYNCH, John - S

2/21/06 Extended contract through 2008 season

MATTOS, Grant - WR

7/27/05 Waived

MAUCK, Matt- QB

9/3/05 Waived

MIDDLEBROOKS, Willie- CB

7/15/05 Traded to San Francisco in exchange for DE John Engelberger

5/18/06 Signed (free agent)

MIRÉE, Brandon- RB

9/3/05 Waived

9/4/05 Signed to practice squad

MAJONDO-MWAMBA, Patrice - DT

6/14/05 Assigned by NFL to the Int'l. Practice Squad

1/23/06 Signed to future contract

MUSTARD, Chad - TE

1/3/06 Signed to future contract

MYERS, Chris - G/C

7/28/05 Signed (draft choice)

9/3/05 Waived

9/4/05 Signed to practice squad

10/4/05 Signed from practice squad to roster

NALEN, Tom- C

2/1/06 Signed contract extension

NOWLAND, Ben- C

7/31/05 Signed

9/3/05 Waived

NWOKORIE, Chukie - DE

9/1/05 Released

PALEPOI, Anton - DE

9/3/05 Waived

PARSONS, Preston - QB

1/3/06 Signed to future contract

PAYMAH, Karl - CB

7/27/05 Signed (draft choice)

PEARS, Erik - T

9/3/05 Waived

9/4/05 Signed to practice squad

1/23/06 Signed to future contract

PIERCE, Terry - TE

9/3/05 Waived

POWERS-NEAL, Rashon - FB

5/2/06 Signed (RFA)

PRYCE, Trevor- DE

3/1/06 Waived

PUTZIER, Jeb - TE

3/1/06 Waived

RENTERIA, D.J. - DT

7/30/05 Placed on reserve/NFL Europe injury list

RICE, Jerry - WR

9/5/05 Placed on reserve/retired list

9/12/05 Released

ROGERS, Antwaun - CB

12/8/05 Signed to practice squad

1/23/06 Signed to future contract

SAVE, Bryan - DT

5/30/06 Signed (FA)

SEWELL, Josh- C

7/31/05 Placed on exempt/left squad list

8/9/05 Placed on reserve/left squad list

SHOATE, Jeff- CB

8/30/05 Waived

8/31/05 Placed on reserve/injured list

SPIKES, Cameron - G

8/30/05 Waived

STEELE, Markus - LB

8/30/05 Waived

STUBER, Tim - G

8/30/05 Waived

SYKES, Jashon - LB

9/3/05 Waived

TERRELL, David - WR

9/7/05 Signed

TRUSTY, Landon - TE

1/9/06 Signed to future contract

6/6/06 Placed on reserve/injured list

VAUGHN, Cameron - LB

5/2/06 Signed (RFA)

VAUGHN, Khaleed - DE

1/25/06 Signed to future contract

WALKER, Javon - WR

4/29/06 Acquired from Green Bay in exchange for a 2006 second-round pick

WALLS, Lenny - CB

11/1/05 Placed on reserve/injured list

11/28/05 Waived from reserve/injured list

WARREN, Gerard - DT

3/11/06 Re-signed (UFA) to a six-year contract

WATTON, Chris - C/G

8/2/05 Claimed off Waivers (Tampa Bay)

9/3/05 Waived

WEBSTER, Nate - LB

5/2/06 Signed (UFA)

WELLS, Ray - LB

4/20/06 Signed

WHITLEY, Taylor - G

10/31/05 Signed

WILLIAMS, Darrent - CB

7/28/05 Signed (draft choice)

WILLIAMS, Jeff - P

5/18/06 Signed (RFA)

WILSON, Zach - G

6/14/05 Signed

9/3/05 Waived

HOW THE BRONCOS ARE BUILT

| YEAR | DRAFT/COLLEGE | FREE AGENT | TRADES | FREE AGENTS/WAIVERS |
|--|--|---|--|--|
| 1993 9-7 3rd AFC West | K | Jason Elam (3b) | | |
| 1994 7-9 4th AFC West | C TE WR | Tom Nalen (7c) Dwayne Carswell (CFA) Rod Smith (CFA) | | |
| 1995 8-8 4th AFC West | | | | |
| 1996 13-3 1st AFC West | | | | |
| 1997 12-4 2nd AFC West World Champions | T | Matt Lepsis (CFA) | | |
| 1998 14-2 1st AFC West World Champions | | | | |
| 1999 6-10 5th AFC West | LB | Al Wilson (1) | | |
| 2000 11-5 2nd AFC West | G/T | Cooper Carlisle (4b) | | |
| 2001 8-8 3rd AFC West | C | Ben Hamilton (4a) | | |
| 2002 9-7 2nd AFC West | WR S WR | Ashley Lelie (1) Sam Brandon (4) Charlie Adams (CFA) | | FB TE/LS Kyle Johnson** Mike Leach |
| 2003 10-6 2nd AFC West | T RB | George Foster (1) Cecil Sapp (CFA) | TE Nate Jackson** (S.F.) | G/T S LB QB P.J. Alexander** Nick Ferguson*** Louis Green*** Jake Plummer*** |
| 2004 10-6 2nd AFC West | LB RB WR CB CB RB QB CB | D.J. Williams (1) Tatum Bell (2a) Darius Watts (2b) Jeff Shoate (5) Brandon Mirree (7b) Bradlee Van Pelt (7c) Roc Alexander (CFA) | WR Champ Bailey** (Was) | LB CB T S DT Patrick Chukwurah** Curume Cox*** Cornell Green*** John Lynch*** Demetris Veal** |
| 2005 13-3 1st AFC West | CB CB CB G P/K S CB | Darrent Williams (2) Carl Paymah (3a) Damonique Foxworth (3b) Chris Myers (6) Paul Ernster (7) Brandon Browner (CFA) Antwaun Rogers (CFA) | DE Ebenezer Ekuban (Cle)** DE John Engelberger (SF)** DT Michael Myers (Cle)** P Todd Sauerbrun (Car)** DT Gerard Warren (Cle)** | S TE DE DE LB LB RB RB WR DE LB C/G DE DT WR G Martin Bibla** Javiar Collins** Tyler Fredrickson** Amon Gordon** Kevin Harrison Marty Johnson David Kircus** Kenard Lang** CB Willie Middlebrooks* (D1-2001) TE Chad Mustard** QB Preston Parsons** DT Bryan Save DE Landon Trusty** (IR) DE Khaleed Vaughn** LB Nate Webster** LB Ray Wells* |
| 2006 | QB TE WR DE WR G C RB DT WR S FB LB P | Jay Cutler (1) Tony Scheffler (2) Brandon Marshall (4a) Elvis Dumervil (4b) Domenik Hixon (4c) Chris Kuper (5) Greg Eslinger (6) Mike Bell (CFA) Antwon Burton (CFA) Brian Clark (CFA) Tyler Everett (CFA) Rashon Powers-Neal (CFA) Cameron Vaughn (CFA) Jeff Williams (CFA) | WR Javon Walker (GB)** | T P/K DT LB WR DE CB TE QB DT DE LB |

Number in parentheses after draft choice indicates the round in which the player was taken.


* – indicates player was a rookie free agent when he joined the Broncos.

** – indicates player was an NFL veteran or had been in other camps before joining the Broncos.

*** – indicates player was an unrestricted free agent who had not been released by previous team.

PUP – indicates player is on Physically Unable to Perform List.

NFI – indicates player is on Reserve/Non-Football Injury List.



ALL-TIME GAME RESULTS

(*indicates night game)

1960

HEAD COACH: Frank Filchock

PRESEASON (0-5)

| Day/Date | Score | W/L | Opponent | Location | Attend. |
|----------------|--------|-----|----------------------|----------------------|---------|
| Fri., Aug. 5* | 6-43 | L | Boston Patriots | Providence, R.I. | 4,706 |
| Sat., Aug. 13* | 14-31 | L | Buffalo Bills | Rochester, N.Y. | 6,200 |
| Sat., Aug. 20* | 3-42 | L | Houston Oilers | Jeppesen Stadium | 19,500 |
| Sat., Aug. 27* | 0-48 | L | Dallas Texans | Little Rock, Ark. | 5,500 |
| Sat., Sept. 3* | 30-36 | L | Los Angeles Chargers | Los Angeles Coliseum | 21,516 |
| | 53-192 | | | | 57,422 |

REGULAR SEASON (4-9-1 overall / 4th AFL West / 2-4-1 home / 2-5 away)

| Day/Date | Score | W/L | Opponent | Location | Attend. | Temp. | Den. QB | Opp. QB |
|-----------------|---------|-----|----------------------|----------------------|---------|-------|---------|-----------|
| Fri., Sept. 9* | 13-10 | W | Boston Patriots | Boston Univ. Field | 21,597 | 78° | | Songin |
| Sun., Sept. 18 | 27-21 | W | Buffalo Bills | War Memorial Stadium | 15,229 | 62° | | O'Connell |
| Fri., Sept. 23* | 24-28 | L | New York Titans | Polo Grounds | 20,462 | 70° | | Dorow |
| Sun., Oct. 2 | 31-14 | W | Oakland Raiders | Bears Stadium | 18,372 | 71° | | Parilli |
| Sun., Oct. 16 | 19-23 | L | Los Angeles Chargers | Bears Stadium | 19,141 | 57° | | Kemp |
| Sun., Oct. 23 | 31-24 | W | Boston Patriots | Bears Stadium | 12,683 | 69° | | Songin |
| Sun., Oct. 30 | 14-17 | L | Dallas Texans | Bears Stadium | 13,002 | 45° | | Davidson |
| Sun., Nov. 6 | 25-45 | L | Houston Oilers | Bears Stadium | 14,489 | 53° | | Blanda |
| Sun., Nov. 13 | 7-34 | L | Dallas Texans | Cotton Bowl | 21,000 | 68° | | Davidson |
| Sun., Nov. 20 | 10-20 | L | Houston Oilers | Jeppesen Stadium | 20,778 | 68° | | Lee |
| Sun., Nov. 27 | 38-38 | T | Buffalo Bills | Bears Stadium | 7,785 | 37° | | O'Connell |
| Sun., Dec. 4 | 27-30 | L | New York Titans | Bears Stadium | 5,861 | 33° | | Dorow |
| Sat., Dec. 10 | 33-41 | L | Los Angeles Chargers | Los Angeles Coliseum | 9,928 | 62° | | Kemp |
| Sat., Dec. 17 | 10-48 | L | Oakland Raiders | Candlestick Park | 7,000 | 50° | | Flores |
| (Bye Oct. 9) | 309-393 | | | | 207,327 | | | |

1961

HEAD COACH: Frank Filchock

PRESEASON (1-4)

| Day/Date | Score | W/L | Opponent | Location | Attend. |
|----------------|---------|-----|-----------------|---------------------|---------|
| Sat., Aug. 12* | 13-31 | L | Dallas Texans | Midland, Texas | 10,000 |
| Sat., Aug. 19* | 48-21 | W | Oakland Raiders | Spokane, Washington | 6,500 |
| Fri., Aug. 25* | 27-29 | L | Dallas Texans | Fort Worth, Texas | 21,710 |
| Fri., Sept. 1* | 10-42 | L | Houston Oilers | Mobile, Alabama | 10,087 |
| Mon., Sept. 4 | 12-49 | L | Oakland Raiders | Candlestick Park | 6,300 |
| | 110-172 | | | | 54,597 |

REGULAR SEASON (3-11 overall / 3rd AFL West / 2-5 home / 1-6 away)

| Day/Date | Score | W/L | Opponent | Location | Attend. | Temp. | Den. QB | Opp. QB |
|-----------------|---------|-----|--------------------|----------------------|---------|-------|---------|-----------|
| Sun., Sept. 10 | 22-10 | W | Buffalo Bills | War Memorial Stadium | 16,636 | 85° | | O'Connell |
| Sat., Sept. 16* | 17-45 | L | Boston Patriots | Boston Univ. Field | 14,479 | 65° | | Parilli |
| Sun., Sept. 24 | 28-35 | L | New York Titans | Polo Grounds | 14,381 | 80° | | Dorow |
| Sun., Oct. 1 | 19-33 | L | Oakland Raiders | Candlestick Park | 8,361 | 73° | | Flores |
| Sun., Oct. 8 | 12-19 | L | Dallas Texans | Bears Stadium | 14,500 | 44° | | Davidson |
| Sun., Oct. 15 | 27-24 | W | Oakland Raiders | Bears Stadium | 11,129 | 75° | | Flores |
| Sun., Oct. 22 | 27-10 | W | New York Titans | Bears Stadium | 12,508 | 57° | | Dorow |
| Sun., Oct. 29 | 0-37 | L | San Diego Chargers | Balboa Stadium | 32,584 | 66° | | Kemp |
| Sun., Nov. 5 | 14-55 | L | Houston Oilers | Bears Stadium | 11,564 | 35° | | Blanda |
| Sun., Nov. 12 | 16-19 | L | San Diego Chargers | Bears Stadium | 7,859 | 30° | | Kemp |
| Sun., Nov. 19 | 10-23 | L | Buffalo Bills | Bears Stadium | 7,645 | 29° | | Green |
| Sun., Nov. 26 | 14-45 | L | Houston Oilers | Jeppesen Stadium | 27,874 | 80° | | Blanda |
| Sun., Dec. 3 | 24-28 | L | Boston Patriots | Bears Stadium | 9,303 | 55° | | Songin |
| Sun., Dec. 10 | 21-49 | L | Dallas Texans | Cotton Bowl | 8,000 | 50° | | Herring |
| (Bye Dec. 17) | 251-432 | | | | 196,823 | | | Davidson |

1962

HEAD COACH: Jack Faulkner

PRESEASON (2-2)

| Day/Date | Score | W/L | Opponent | Location | Attend. |
|----------------|---------|-----|--------------------|-------------------|---------|
| Fri., Aug. 10* | 17-33 | L | Houston Oilers | Atlanta, Ga. | 11,500 |
| Sat., Aug. 18* | 24-31 | L | San Diego Chargers | Balboa Stadium | 19,168 |
| Fri., Aug. 24* | 27-24 | W | Dallas Texans | Fort Worth, Texas | 18,000 |
| Fri., Aug. 31* | 41-12 | W | Oakland Raiders | Stockton, Calif. | 5,000 |
| | 109-100 | | | | 53,668 |

REGULAR SEASON (7-7 overall / 2nd AFL West / 3-4 home / 4-3 away)

| Day/Date | Score | W/L | Opponent | Location | Attend. | Temp. | Den. QB | Opp. QB |
|-----------------|-------|-----|--------------------|-------------------------|---------|-------|---------|----------|
| Fri., Sept. 7* | 30-21 | W | San Diego Chargers | Univ. of Denver Stadium | 28,000 | 70° | | Kemp |
| Sat., Sept. 15* | 23-20 | W | Buffalo Bills | War Memorial Stadium | 30,577 | 60° | | Dorow |
| Fri., Sept. 21* | 16-41 | L | Boston Patriots | Boston Univ. Field | 21,038 | 50° | | Parilli |
| Sun., Sept. 30 | 32-10 | W | New York Titans | Polo Grounds | 17,213 | 66° | | Groscup |
| Fri., Oct. 5* | 44-7 | W | Oakland Raiders | Bears Stadium | 22,452 | 56° | | Shaw |
| Sun., Oct. 14 | 23-6 | W | Oakland Raiders | Frank Youell Field | 7,000 | 60° | | Davidson |
| Sun., Oct. 21 | 20-10 | W | Houston Oilers | Bears Stadium | 34,496 | 72° | | Blanda |
| Sun., Oct. 28 | 38-45 | L | Buffalo Bills | Bears Stadium | 26,051 | 59° | | Tripp |

| | | | | | | | | | |
|---------------|---------|---|--------------------|------------------|---------|-----|--|-------|---------|
| Sun., Nov. 4 | 23-20 | W | San Diego Chargers | Balboa Stadium | 20,827 | 63° | | Tripp | Hadl |
| Sun., Nov. 11 | 29-33 | L | Boston Patriots | Bears Stadium | 28,187 | 57° | | Tripp | Parilli |
| Sun., Nov. 18 | 3-24 | L | Dallas Texans | Bears Stadium | 23,523 | 26° | | Tripp | Dawson |
| Thu., Nov. 22 | 45-46 | L | New York Titans | Bears Stadium | 15,776 | 43° | | Tripp | Green |
| Sun., Dec. 2 | 17-34 | L | Houston Oilers | Jeppesen Stadium | 30,650 | 70° | | Tripp | Blanda |
| Sun., Dec. 9 | 10-17 | L | Dallas Texans | Cotton Bowl | 19,137 | 51° | | Tripp | Dawson |
| (Bye Dec. 16) | 353-334 | | | | 324,927 | | | | |

1963

HEAD COACH: Jack Faulkner

PRESEASON (2-3)

| Day/Date | Score | W/L | Opponent | Location | Attend. | Temp. | Den. QB | Opp. QB |
|-----------------|---------|-----|--------------------|-------------------------|---------|-------|-----------|----------|
| Sat., Aug. 3 * | 27-10 | W | Houston Oilers | Univ. of Denver Stadium | 11,445 | 62° | Slaughter | Blanda |
| Sun., Aug. 11 | 19-35 | L | Oakland Raiders | Frank Youell Field | 9,655 | 68° | Wood | Davidson |
| Sat., Aug. 17 * | 31-25 | W | San Diego Chargers | Univ. of Denver Stadium | 11,135 | 65° | Trippuka | Hadl |
| Fri., Aug. 23 * | 16-30 | L | Kansas City Chiefs | Municipal Stadium | 6,865 | 92° | Shaw | Dawson |
| Sat., Aug. 31 * | 14-21 | L | Buffalo Bills | Winston-Salem, N.C. | 7,000 | 78° | Trippuka | Kemp |
| | 107-121 | | | | 46,100 | | | |

REGULAR SEASON (2-11-1 overall / 4th AFL West / 2-5 home / 0-6-1 away)

| Day/Date | Score | W/L | Opponent | Location | Attend. | Temp. | Den. QB | Opp. QB |
|-----------------|---------|-----|--------------------|-------------------------|---------|-------|-----------|-------------------|
| Sat., Sept. 7* | 7-59 | L | Kansas City Chiefs | Univ. of Denver Stadium | 21,115 | 70° | | Trippuka Dawson |
| Sat., Sept. 14* | 14-20 | L | Houston Oilers | Jeppesen Stadium | 23,147 | 78° | | Trippuka Blanda |
| Sun., Sept. 29 | 14-10 | W | Boston Patriots | Bears Stadium | 18,636 | 76° | | Slaughter Parilli |
| Sun., Oct. 6 | 50-34 | W | San Diego Chargers | Bears Stadium | 18,428 | 80° | McCormick | Rote |
| Sun., Oct. 13 | 24-33 | L | Houston Oilers | Bears Stadium | 24,087 | 77° | McCormick | Blanda |
| Fri., Oct. 18* | 21-40 | L | Boston Patriots | Fenway Park | 25,418 | 64° | | Slaughter Parilli |
| Sat., Oct. 26* | 35-35 | T | New York Jets | Polo Grounds | 20,377 | 69° | | Slaughter Wood |
| Sun., Nov. 3 | 28-30 | L | Buffalo Bills | Bears Stadium | 19,424 | 51° | | Slaughter Kemp |
| Sat., Nov. 9* | 17-27 | L | Buffalo Bills | War Memorial Stadium | 30,989 | 46° | | Breaux Kemp |
| Sun., Nov. 17 | 9-14 | L | New York Jets | Bears Stadium | 14,247 | 36° | | Slaughter Wood |
| Thu., Nov. 28 | 10-26 | L | Oakland Raiders | Bears Stadium | 14,763 | 40° | McCormick | Flores |
| Sun., Dec. 8 | 21-52 | L | Kansas City Chiefs | Municipal Stadium | 17,443 | 36° | | Slaughter Dawson |
| Sun., Dec. 15 | 31-35 | L | Oakland Raiders | Frank Youell Field | 15,223 | 44° | | Slaughter Flores |
| Sun., Dec. 22 | 20-58 | L | San Diego Chargers | Balboa Stadium | 31,312 | 69° | | Breaux Rote |
| (Bye Sept. 22) | 301-473 | | | | 298,213 | | | |

1964

HEAD COACH: Jack Faulkner (4 games) & Mac Speedie (10 games)

PRESEASON (2-3)

| Day/Date | Score | W/L | Opponent | Location | Attend. | Temp. | Den. QB | Opp. QB |
|-----------------|--------|-----|--------------------|-------------------------------------|---------|-------|---------|-----------|
| Sat., Aug. 8 * | 20-34 | L | San Diego Chargers | Balboa Stadium | 26,293 | 72° | | Slaughter |
| Fri., Aug. 14 * | 7-20 | L | Oakland Raiders | Bears Stadium | 13,545 | 78° | | McCormick |
| Thu., Aug. 20 * | 32-20 | W | Houston Oilers | Jeppesen Stadium | 32,127 | 80° | Lee | Blanda |
| Fri., Aug. 28 * | 10-14 | L | Kansas City Chiefs | Farrington Field, Fort Worth, Texas | 19,500 | 88° | Lee | Wilson |
| Sat., Sept. 5 * | 27-17 | W | Boston Patriots | Univ. of Denver Stadium | 20,568 | 76° | Lee | Parilli |
| | 96-105 | | | | 112,033 | | | |

REGULAR SEASON (2-11-1 overall / 4th AFL West / 2-4-1 home / 0-7 away)

| Day/Date | Score | W/L | Opponent | Location | Attend. | Temp. | Den. QB | Opp. QB |
|---|---------|-----|--------------------|----------------------|---------|-------|-----------|----------|
| Sat., Sept. 12* | 6-30 | L | New York Jets | Shea Stadium | 45,665 | 64° | Lee | Wood |
| Sun., Sept. 20 | 13-30 | L | Buffalo Bills | War Memorial Stadium | 28,501 | 65° | Lee | Kemp |
| Sun., Sept. 27 | 17-38 | L | Houston Oilers | Bears Stadium | 22,651 | 63° | Lee | Blanda |
| Sun., Oct. 4 | 10-39 | L | Boston Patriots | Bears Stadium | 15,485 | 59° | Lee | Parilli |
| — Jack Faulkner out. Mac Speedie in as head coach — | | | | | | | | |
| Sun., Oct. 11 | 33-27 | W | Kansas City Chiefs | Bears Stadium | 16,285 | 54° | Lee | Dawson |
| Sun., Oct. 18 | 14-42 | L | San Diego Chargers | Balboa Stadium | 23,332 | 73° | Lee | Hadl |
| Sun., Oct. 25 | 7-40 | L | Oakland Raiders | Frank Youell Field | 17,858 | 54° | Lee | Davidson |
| Sun., Nov. 1 | 39-49 | L | Kansas City Chiefs | Municipal Stadium | 15,053 | 73° | Slaughter | Dawson |
| Sun., Nov. 8 | 20-31 | L | San Diego Chargers | Bears Stadium | 19,670 | 73° | Lee | Hadl |
| Sun., Nov. 15 | 20-16 | W | New York Jets | Bears Stadium | 11,309 | 25° | Lee | Wood |
| Fri., Nov. 20* | 7-12 | L | Boston Patriots | Fenway Park | 24,979 | 52° | Lee | Parilli |
| Sun., Nov. 29 | 20-20 | T | Oakland Raiders | Bears Stadium | 15,958 | 35° | Slaughter | Flores |
| Sun., Dec. 13 | 19-30 | L | Buffalo Bills | Bears Stadium | 14,431 | 38° | Slaughter | Lamonica |
| Sun., Dec. 20 | 15-34 | L | Houston Oilers | Jeppesen Stadium | 15,839 | 52° | Slaughter | Blanda |
| (Bye Dec. 6) | 240-438 | | | | 285,003 | | | |

1965

HEAD COACH: Mac Speedie

PRESEASON (1-4)

| Day/Date | Score | W/L | Opponent | Location | Attend. | Temp. | Den. QB | Opp. QB |
|----------------|--------|-----|--------------------|-------------------------------------|---------|-------|-----------|------------------|
| Sat., Aug. 7* | 24-30 | L | Kansas City Chiefs | Univ. of Denver Stadium | 17,707 | 77° | | Slaughter Dawson |
| Sat., Aug. 14* | 27-17 | W | Oakland Raiders | Univ. of Utah Stadium, S.L.C., Utah | 18,000 | 68° | McCormick | Flores |
| Sat., Aug. 21* | 6-21 | L | San Diego Chargers | Univ. of Denver Stadium | 18,913 | 62° | Lee | Breaux |
| Sat., Aug. 28* | 3-25 | L | Houston Oilers | Alamo Stadium, San Antonio, Texas | 12,666 | 88° | | Slaughter Trull |
| Sat., Sept. 4* | 20-30 | L | Oakland Raiders | Hughes Stadium, Sacramento, Calif. | 14,550 | 70° | McCormick | Flores |
| | 80-123 | | | | 81,836 | | | |

REGULAR SEASON (4-10 overall / 4th AFL West / 2-5 home / 2-5 away)

| Day/Date | Score | W/L | Opponent | Location | Attend. | Temp. | Den. QB | Opp. QB |
|------------------|-------|-----|--------------------|----------------|---------|-------|---------|-----------|
| Sat., Sept. 11 * | 31-34 | L | San Diego Chargers | Balboa Stadium | 27,022 | 65° | | Slaughter |
| Sun., Sept. 19 | 15-30 | L | Buffalo Bills | Bears Stadium | 30,682 | 46° | | Slaughter |
| Fri., Sept. 24 * | 27-10 | W | Boston Patriots | Fenway Park | 26,782 | 69° | | Slaughter |
| Sun., Oct. 3 | 16-13 | W | New York Jets | Bears Stadium | 34,988 | 83° | | McCormick |
| Sun., Oct. 10 | 23-31 | L | Kansas City Chiefs | Bears Stadium | 31,001 | 79° | | Slaughter |

| DENVER  BRONCOS | | | | | | | | | |
|--|---------|---|--------------------|----------------------|---------|-----|-----------|------------|--|
| Sun., Oct. 17 | 28-17 | W | Houston Oilers | Bears Stadium | 32,492 | 56° | McCormick | Blanda | |
| Sun., Oct. 24 | 13-31 | L | Buffalo Bills | War Memorial Stadium | 45,046 | 40° | McCormick | Kemp | |
| Sun., Oct. 31 | 10-45 | L | New York Jets | Shea Stadium | 53,717 | 72° | Slaughter | Taliaferro | |
| Sun., Nov. 7 | 21-35 | L | San Diego Chargers | Bears Stadium | 33,073 | 63° | Slaughter | Hadl | |
| Sun., Nov. 14 | 31-21 | W | Houston Oilers | Rice Stadium | 28,126 | 76° | McCormick | Blanda | |
| Sun., Nov. 21 | 20-28 | L | Oakland Raiders | Bears Stadium | 30,369 | 52° | McCormick | Flores | |
| Sun., Dec. 5 | 13-24 | L | Oakland Raiders | Frank Youell Field | 19,023 | 51° | Slaughter | Flores | |
| Sun., Dec. 12 | 20-28 | L | Boston Patriots | Bears Stadium | 27,207 | 48° | Lee | Parilli | |
| Sun., Dec. 19 | 35-45 | L | Kansas City Chiefs | Municipal Stadium | 14,421 | 44° | McCormick | Dawson | |
| (Bye Nov. 28) | 303-392 | | | | 435,778 | | | | |

1966

HEAD COACH: Mac Speedie (2 games) & Ray Malavasi (12 games)

PRESEASON (1-3)

| Day/Date | Score | W/L | Opponent | Location | Attend. | Temp. | Den. QB | Opp. QB |
|----------------|--------|-----|--------------------|-------------------------|---------|-------|-----------|------------|
| Sat., Aug. 6* | 30-32 | L | Kansas City Chiefs | Univ. of Denver Stadium | 17,771 | 80° | Slaughter | Dawson |
| Fri., Aug. 12* | 3-25 | L | Buffalo Bills | War Memorial Stadium | 30,476 | 63° | Slaughter | Lamonica |
| Wed., Aug. 24* | 28-16 | W | Miami Dolphins | Memphis, Tennessee | 18,442 | 68° | McCormick | Wilson, E. |
| Sun., Aug. 28 | 21-52 | L | Oakland Raiders | Bears Stadium | 14,074 | 84° | McCormick | Davidson |
| | 82-126 | | | | 80,763 | | | |

REGULAR SEASON (4-10 overall / 4th AFL West / 3-4 home / 1-6 away)

| Day/Date | Score | W/L | Opponent | Location | Attend. | Temp. | Den. QB | Opp. QB |
|---|---------|-----|--------------------|---------------------------------|---------|-------|-----------|---------|
| Sat., Sept. 3 * | 7-45 | L | Houston Oilers | Rice Stadium | 30,156 | 85° | Slaughter | Blanda |
| Sun., Sept. 18 | 10-24 | L | Boston Patriots | Bears Stadium | 25,337 | 70° | McCormick | Parilli |
| <i>— Mac Speedie out, Ray Malavasi in as head coach —</i> | | | | | | | | |
| Sun., Sept. 25 | 7-16 | L | New York Jets | Bears Stadium | 29,878 | 77° | McCormick | Namath |
| Sun., Oct. 2 | 40-38 | W | Houston Oilers | Bears Stadium | 27,203 | 77° | McCormick | Blanda |
| Sat., Oct. 8 * | 10-37 | L | Kansas City Chiefs | Municipal Stadium | 33,929 | 71° | McCormick | Dawson |
| Sun., Oct. 16 | 7-24 | L | Miami Dolphins | Orange Bowl | 23,393 | 82° | McCormick | Wilson |
| Sun., Oct. 23 | 10-56 | L | Kansas City Chiefs | Bears Stadium | 26,196 | 58° | Choboian | Dawson |
| Sun., Oct. 30 | 17-24 | L | San Diego Chargers | Ballboa Stadium | 25,819 | 71° | Choboian | Hadl |
| Sun., Nov. 6 | 17-10 | W | Boston Patriots | Fenway Park | 18,154 | 42° | Choboian | Parilli |
| Sun., Nov. 20 | 3-17 | L | Oakland Raiders | Bears Stadium | 26,703 | 65° | Choboian | Flores |
| Sun., Nov. 27 | 20-17 | W | San Diego Chargers | Bears Stadium | 24,860 | 45° | Choboian | Tensi |
| Sun., Dec. 4 | 17-7 | W | Miami Dolphins | Bears Stadium | 32,592 | 49° | Choboian | Wood |
| Sun., Dec. 11 | 10-28 | L | Oakland Raiders | Oakland-Alameda County Coliseum | 31,765 | 55° | Choboian | Flores |
| Sun., Dec. 18 | 21-38 | L | Buffalo Bills | War Memorial Stadium | 40,538 | 39° | Glacken | Kemp |
| (Bye Sept. 11 & Nov. 13) | 196-381 | | | | 395,997 | | | |

1967

HEAD COACH: Lou Saban

PRESEASON (3-1)

| Day/Date | Score | W/L | Opponent | Location | Attend. | Temp. | Den. QB | Opp. QB |
|----------------|-------|-----|-------------------------|--------------------------|---------|-------|----------|--------------|
| Sat., July 29* | 2-19 | L | Miami Dolphins | Rubber Bowl, Akron, Ohio | 7,000 | 73° | Kent | Norton |
| Sat., Aug. 5* | 13-7 | W | Detroit Lions (NFL) | Univ. of Denver Stadium | 21,228 | 75° | Glacken | Sweetan |
| Fri., Aug. 18* | 14-3 | W | Minnesota Vikings (NFL) | Univ. of Denver Stadium | 31,850 | 64° | Choboian | VanderKellen |
| Sun., Aug. 27 | 21-17 | W | Oakland Raiders | North Platte, Neb. | 6,500 | 88° | Tensi | Lamonica |
| | 50-46 | | | | 66,578 | | | |

REGULAR SEASON (3-11 overall / 4th AFL West / 1-6 home / 2-5 away)

| Day/Date | Score | W/L | Opponent | Location | Attend. | Temp. | Den. QB | Opp. QB |
|---------------------------|---------|-----|--------------------|---------------------------------|---------|-------|---------|----------|
| Sun., Sept. 3 | 26-21 | W | Boston Patriots | Bears Stadium | 35,488 | 82° | Tensi | Parilli |
| Sun., Sept. 10 | 0-51 | L | Oakland Raiders | Oakland-Alameda County Coliseum | 25,423 | 73° | Tensi | Lamonica |
| Sun., Sept. 17 | 21-35 | L | Miami Dolphins | Orange Bowl | 29,381 | 86° | Tensi | Stofa |
| Sun., Sept. 24 | 24-38 | L | New York Jets | Bears Stadium | 35,365 | 84° | Tensi | Namath |
| Sun., Oct. 1 | 6-10 | L | Houston Oilers | Rice Stadium | 21,798 | 80° | Tensi | Davis |
| Sun., Oct. 8 | 16-17 | L | Buffalo Bills | Bears Stadium | 35,188 | 68° | Leclair | Kemp |
| Sun., Oct. 22 | 21-38 | L | San Diego Chargers | Bears Stadium | 34,464 | 72° | Tensi | Hadl |
| Sun., Oct. 29 | 9-52 | L | Kansas City Chiefs | Municipal Stadium | 44,002 | 64° | Tensi | Dawson |
| Sun., Nov. 5 | 17-21 | L | Oakland Raiders | Bears Stadium | 29,043 | 39° | Tensi | Lamonica |
| Sun., Nov. 12 | 18-20 | L | Houston Oilers | Bears Stadium | 30,392 | 61° | Leclair | Beathard |
| Sun., Nov. 19 | 21-20 | W | Buffalo Bills | War Memorial Stadium | 30,891 | 33° | Tensi | Kemp |
| Thu., Nov. 23* | 20-24 | L | San Diego Chargers | Ballboa Stadium | 34,586 | 70° | Tensi | Hadl |
| Sun., Dec. 3 | 33-24 | W | New York Jets | Shea Stadium | 61,615 | 51° | Tensi | Namath |
| Sun., Dec. 17 | 24-38 | L | Kansas City Chiefs | Bears Stadium | 31,660 | 41° | Tensi | Dawson |
| (Bye Oct. 15 and Dec. 10) | 256-409 | | | | 479,497 | | | |

1968

HEAD COACH: Lou Saban

PRESEASON (1-4)

| Day/Date | Score | W/L | Opponent | Location | Attend. | Temp. | Den. QB | Opp. QB |
|----------------|--------|-----|---------------------|-----------------------------------|---------|-------|-----------|----------|
| Sat., Aug. 10* | 15-13 | W | Cincinnati Bengals | Univ. of Denver Stadium | 13,841 | 55° | Tensi | Stofa |
| Sat., Aug. 17* | 16-39 | L | Minnesota Vikings | Univ. of Denver Stadium | 20,901 | 77° | Tensi | Couzzo |
| Fri., Aug. 23* | 6-22 | L | San Francisco 49ers | Univ. of Denver Stadium | 22,254 | 72° | Tensi | Brodie |
| Fri., Aug. 30* | 3-6 | L | San Diego Chargers | Alamo Stadium, San Antonio, Texas | 10,328 | 82° | Leclair | Hadl |
| Sat., Sept. 7* | 7-23 | L | Oakland Raiders | Portland, Ore. | 18,031 | 74° | McCormick | Lamonica |
| | 47-103 | | | | 85,355 | | | |

REGULAR SEASON (5-9 overall / 4th AFL West / 3-4 home / 2-5 away)

| Day/Date | Score | W/L | Opponent | Location | Attend. | Temp. | Den. QB | Opp. QB |
|----------------|-------|-----|--------------------|-------------------|---------|-------|-----------|------------|
| Sun., Sept. 15 | 10-24 | L | Cincinnati Bengals | Nippert Stadium | 25,049 | 83° | McCormick | Stofa |
| Sun., Sept. 22 | 2-34 | L | Kansas City Chiefs | Municipal Stadium | 45,821 | 80° | Leclair | Dawson |
| Sun., Sept. 29 | 17-20 | L | Boston Patriots | Bears Stadium | 37,024 | 60° | Leclair | Taliaferro |

| DENVER  BRONCOS | | | | | | | | | |
|--|---------|---|--------------------|---------------------------------|---------|------|---------|------------|--|
| Sun., Oct. 6 | 10-7 | W | Cincinnati Bengals | Bears Stadium | 41,257 | 72° | Briscoe | Stofa | |
| Sun., Oct. 13 | 21-13 | W | New York Jets | Shea Stadium | 62,052 | 70° | Tensi | Namath | |
| Sun., Oct. 20 | 24-55 | L | San Diego Chargers | San Diego Stadium | 42,953 | 73° | Tensi | Hadl | |
| Sun., Oct. 27 | 21-14 | W | Miami Dolphins | Bears Stadium | 44,115 | 56° | Tensi | Griese | |
| Sun., Nov. 3 | 35-14 | W | Boston Patriots | Fenway Park | 18,304 | 58° | Tensi | Taliaferro | |
| Sun., Nov. 10 | 7-43 | L | Oakland Raiders | Bears Stadium | 50,002 | 38° | Tensi | Blanda | |
| Sun., Nov. 17 | 17-38 | L | Houston Oilers | Astrodome | 36,075 | Ind. | Tensi | Beathard | |
| Sun., Nov. 24 | 34-32 | W | Buffalo Bills | Bears Stadium | 35,201 | 50° | Briscoe | Rutkowski | |
| Sun., Dec. 1 | 23-47 | L | San Diego Chargers | Bears Stadium | 35,212 | 40° | Briscoe | Hadl | |
| Sun., Dec. 8 | 27-33 | L | Oakland Raiders | Oakland-Alameda County Coliseum | 47,754 | 54° | Briscoe | Lamonica | |
| Sat., Dec. 14 | 7-30 | L | Kansas City Chiefs | Bears Stadium | 38,463 | 51° | Briscoe | Dawson | |
| (Bye Sept. 8) | 255-404 | | | | 559,382 | | | | |

1969

HEAD COACH: Lou Saban

PRESEASON (1-4)

| Day/Date | Score | W/L | Opponent | Location | Attend. | Temp. | Den. QB | Opp. QB |
|----------------|--------|-----|---------------------------|-----------------------|---------|-------|---------|------------|
| Sat., Aug. 9* | 6-26 | L | Minnesota Vikings (NFL) | Metropolitan Stadium | 45,916 | 81° | Tensi | Kapp |
| Sat., Aug. 16* | 22-28 | L | New Orleans Saints (NFL) | Midale High Stadium | 28,356 | 76° | Liske | Kilmer |
| Sat., Aug. 23* | 19-15 | W | San Francisco 49ers (NFL) | Midale High Stadium | 33,161 | 75° | Tensi | Brodie |
| Sat., Aug. 30* | 10-26 | L | Boston Patriots | Jacksonville, Florida | 18,375 | 87° | Tensi | Taliaferro |
| Sat., Sept. 6* | 11-13 | L | Cincinnati Bengals | Nippert Stadium | 24,020 | 80° | Tensi | Cook |
| | 68-108 | | | | 149,828 | | | |

REGULAR SEASON (5-8-1 overall / 4th AFL West / 4-2-1 home / 1-6 away)

| Day/Date | Score | W/L | Opponent | Location | Attend. | Temp. | Den. QB | Opp. QB |
|----------------|---------|-----|--------------------|---------------------------------|---------|-------|---------|------------|
| Sun., Sept. 14 | 35-7 | W | Boston Patriots | Midale High Stadium | 43,482 | 79° | Tensi | Taliaferro |
| Sun., Sept. 21 | 21-19 | W | New York Jets | Midale High Stadium | 50,583 | 76° | Tensi | Namath |
| Sun., Sept. 28 | 28-41 | L | Buffalo Bills | War Memorial Stadium | 40,302 | 57° | Liske | Kemp |
| Sun., Oct. 5 | 13-26 | L | Kansas City Chiefs | Midale High Stadium | 50,554 | 40° | Tensi | Livingston |
| Sun., Oct. 12 | 14-24 | L | Oakland Raiders | Midale High Stadium | 49,511 | 22° | Tensi | Lamonica |
| Sun., Oct. 19 | 30-23 | W | Cincinnati Bengals | Nippert Stadium | 27,920 | 70° | Tensi | Wyche |
| Sun., Oct. 26 | 21-24 | L | Houston Oilers | Astrodome | 45,348 | Ind. | Tensi | Beathard |
| Sun., Nov. 2 | 13-0 | W | San Diego Chargers | Midale High Stadium | 45,511 | 32° | Tensi | Hadl |
| Sun., Nov. 9 | 10-41 | L | Oakland Raiders | Oakland-Alameda County Coliseum | 54,416 | 69° | Tensi | Lamonica |
| Sun., Nov. 16 | 20-20 | T | Houston Oilers | Midale High Stadium | 45,002 | 57° | Tensi | Trull |
| Sun., Nov. 23 | 24-45 | L | San Diego Chargers | San Diego Stadium | 34,664 | 75° | Tensi | Domres |
| Thu., Nov. 27 | 17-31 | L | Kansas City Chiefs | Municipal Stadium | 48,773 | 37° | Tensi | Dawson |
| Sun., Dec. 7 | 24-27 | L | Miami Dolphins | Orange Bowl | 25,332 | 75° | Tensi | Norton |
| Sun., Dec. 14 | 27-16 | W | Cincinnati Bengals | Midale High Stadium | 42,198 | 64° | Liske | Cook |
| | 297-344 | | | | 603,606 | | | |

1970

HEAD COACH: Lou Saban

PRESEASON (3-2)

| Day/Date | Score | W/L | Opponent | Location | Attend. | Temp. | Den. QB | Opp. QB |
|-----------------|-------|-----|---------------------|-----------------------------------|---------|-------|---------|------------|
| Sat., Aug. 15* | 26-16 | W | St. Louis Cardinals | Midale High Stadium | 36,327 | 68° | Liske | Hart |
| Sat., Aug. 22* | 7-23 | L | Baltimore Colts | Midale High Stadium | 42,499 | 76° | Liske | Unitas |
| Sat., Aug. 29* | 7-24 | L | San Francisco 49ers | Autzen Stadium, Eugene, Ore. | 26,238 | 70° | Liske | Brodie |
| Sat., Sept. 5* | 30-17 | W | Chicago Bears | Midale High Stadium | 42,373 | 71° | Liske | Douglas |
| Fri., Sept. 11* | 16-14 | W | Boston Patriots | Ute Stadium, Salt Lake City, Utah | 17,832 | 79° | Liske | Taliaferro |
| | 86-94 | | | | 165,269 | | | |

REGULAR SEASON (5-8-1 overall / 4th AFC West (1-4-1 Div.) / 3-3-1 home / 2-5 away)

| Day/Date | Score | W/L | Opponent | Location | Attend. | Temp. | Den. QB | Opp. QB |
|----------------|---------|-----|---------------------|---------------------------------|---------|-------|----------|-------------|
| Sun., Sept. 20 | 25-10 | W | Buffalo Bills | War Memorial Stadium | 34,882 | 75° | Liske | Darragh |
| Sun., Sept. 27 | 16-13 | W | Pittsburgh Steelers | Midale High Stadium | 50,705 | 64° | Liske | Bradshaw |
| Sun., Oct. 4 | 26-13 | W | Kansas City Chiefs | Midale High Stadium | 50,705 | 79° | Liske | Dawson |
| Sun., Oct. 11 | 23-35 | L | Oakland Raiders | Oakland-Alameda County Coliseum | 54,436 | 62° | Liske | Lamonica |
| Sun., Oct. 18 | 24-10 | W | Atlanta Falcons | Midale High Stadium | 50,705 | 61° | Liske | Berry |
| Sun., Oct. 25 | 14-19 | L | San Francisco 49ers | Kezar Stadium | 39,515 | 58° | Liske | Brodie |
| Sun., Nov. 1 | 3-19 | L | Washington Redskins | Midale High Stadium | 50,705 | 40° | Liske | Jurgensen |
| Sun., Nov. 8 | 21-24 | L | San Diego Chargers | San Diego Stadium | 48,327 | 70° | Tensi | Hadl |
| Sun., Nov. 15 | 19-24 | L | Oakland Raiders | Midale High Stadium | 50,959 | 50° | Tensi | Lamonica |
| Sun., Nov. 22 | 31-6 | W | New Orleans Saints | Tulane Stadium | 66,837 | 72° | Liske | Kilmer |
| Sun., Nov. 29 | 21-31 | L | Houston Oilers | Astrodome | 35,733 | Ind. | Liske | Johnson, C. |
| Sun., Dec. 6 | 0-16 | L | Kansas City Chiefs | Municipal Stadium | 50,454 | 38° | Pastrana | Dawson |
| Sun., Dec. 13 | 17-17 | T | San Diego Chargers | Midale High Stadium | 50,959 | 48° | Pastrana | Hadl |
| Sun., Dec. 20 | 13-27 | L | Cleveland Browns | Midale High Stadium | 51,001 | 40° | Pastrana | Nelsen |
| | 253-264 | | | | 685,923 | | | |

1971

HEAD COACH: Lou Saban (9 games) & Jerry Smith (5 games)

PRESEASON (1-4)

| Day/Date | Score | W/L | Opponent | Location | Attend. | Temp. | Den. QB | Opp. QB |
|-----------------|--------|-----|---------------------|----------------------------------|---------|-------|---------|-----------|
| Sat., Aug. 14* | 13-17 | L | Washington Redskins | Midale High Stadium | 42,561 | 69° | Horn | Jurgensen |
| Sat., Aug. 21* | 10-27 | L | Atlanta Falcons | Memorial Stadium, Memphis, Tenn. | 22,474 | 85° | Horn | Berry |
| Sat., Aug. 28* | 17-33 | L | San Francisco 49ers | Joe Albi Stadium, Spokane, Wash. | 33,184 | 80° | Horn | Spurrier |
| Sat., Sept. 4* | 14-7 | W | Minnesota Vikings | Midale High Stadium | 43,000 | 63° | Horn | Snead |
| Sun., Sept. 12* | 17-33 | L | Chicago Bears | Soldier Field | 47,215 | 64° | Horn | Concannon |
| | 71-117 | | | | 188,434 | | | |

| DENVER  BRONCOS | | | | | | | | | |
|--|---------|---|---------------------|---------------------------------|---------|-----|--------|-----------|--|
| Sun., Oct. 24 | 27-0 | W | Cleveland Browns | Cleveland Stadium | 75,674 | 60° | Horn | Nelsen | |
| Sun., Oct. 31 | 16-17 | L | Philadelphia Eagles | Veterans Stadium | 65,358 | 63° | Horn | Arrington | |
| Sun., Nov. 7 | 20-24 | L | Detroit Lions | Mile High Stadium | 51,200 | 58° | Horn | Landry | |
| Sun., Nov. 14 | 10-24 | L | Cincinnati Bengals | Mile High Stadium | 51,200 | 56° | Horn | Carter | |
| — Lou Saban out, Jerry Smith in as head coach — | | | | | | | | | |
| Sun., Nov. 21 | 10-28 | L | Kansas City Chiefs | Municipal Stadium | 49,945 | 41° | Ramsey | Dawson | |
| Sun., Nov. 28 | 22-10 | W | Pittsburgh Steelers | Three Rivers Stadium | 39,710 | 42° | Ramsey | Bradshaw | |
| Sun., Dec. 5 | 6-3 | W | Chicago Bears | Mile High Stadium | 51,200 | 50° | Ramsey | Douglass | |
| Sun., Dec. 12 | 17-45 | L | San Diego Chargers | San Diego Stadium | 44,347 | 63° | Ramsey | Hadl | |
| Sun., Dec. 19 | 13-21 | L | Oakland Raiders | Oakland-Alameda County Coliseum | 54,651 | 48° | Ramsey | Lamonica | |
| | 203-275 | | | | 736,042 | | | | |

1972

HEAD COACH: John Ralston

PRESEASON (2-3)

| Day/Date | Score | W/L | Opponent | Location | Attend. | Temp. | Den. QB | Opp. QB |
|----------------|---------|-----|----------------------|-------------------|---------|-------|---------|----------|
| Fri., Aug. 11* | 0-41 | L | Washington Redskins | RFK Stadium | 46,043 | 75° | Horn | Kilmer |
| Sat., Aug. 19* | 13-17 | L | St. Louis Cardinals | Busch Stadium | 34,506 | 87° | Ramsey | Cuzzo |
| Sun., Aug. 27* | 27-24 | W | San Francisco 49ers | Candlestick Park | 58,115 | 69° | Johnson | Brodie |
| Sat., Sept. 2* | 49-24 | W | New England Patriots | Mile High Stadium | 37,128 | 64° | Ramsey | Plunkett |
| Sun., Sept. 10 | 13-20 | L | Baltimore Colts | Mile High Stadium | 49,605 | 80° | Johnson | Unitas |
| | 102-126 | | | | 225,397 | | | |

REGULAR SEASON (5-9 overall / 3rd AFC West (2-4 Div.) / 3-4 home / 2-5 away)

| Day/Date | Score | W/L | Opponent | Location | Attend. | Temp. | Den. QB | Opp. QB |
|----------------|---------|-----|----------------------|---------------------------------|---------|-------|---------|-----------|
| Sun., Sept. 17 | 30-17 | W | Houston Oilers | Mile High Stadium | 51,656 | 84° | Ramsey | Pastorini |
| Sun., Sept. 24 | 14-37 | L | San Diego Chargers | San Diego Stadium | 49,048 | 70° | Ramsey | Hadl |
| Sun., Oct. 1 | 24-45 | L | Kansas City Chiefs | Mile High Stadium | 51,656 | 80° | Ramsey | Dawson |
| Sun., Oct. 8 | 10-21 | L | Cincinnati Bengals | Riverfront Stadium | 55,812 | 79° | Ramsey | Anderson |
| Sun., Oct. 15 | 20-23 | L | Minnesota Vikings | Mile High Stadium | 51,656 | 79° | Ramsey | Tarkenton |
| Sun., Oct. 22 | 30-23 | W | Oakland Raiders | Oakland-Alameda County Coliseum | 53,551 | 59° | Johnson | Lamonica |
| Sun., Oct. 29 | 20-27 | L | Cleveland Browns | Mile High Stadium | 51,656 | 37° | Johnson | Phipps |
| Sun., Nov. 5 | 17-29 | L | New York Giants | Yankee Stadium | 62,689 | 44° | Johnson | Snead |
| Sun., Nov. 12 | 16-10 | W | Los Angeles Rams | L.A. Coliseum | 65,398 | 68° | Johnson | Gabriel |
| Sun., Nov. 19 | 20-37 | L | Oakland Raiders | Mile High Stadium | 51,656 | 43° | Johnson | Lamonica |
| Sun., Nov. 26 | 20-23 | L | Atlanta Falcons | Atlanta Stadium | 58,850 | 43° | Johnson | Berry |
| Sun., Dec. 3 | 21-24 | L | Kansas City Chiefs | Arrowhead Stadium | 66,725 | 20° | Johnson | Dawson |
| Sun., Dec. 10 | 38-13 | W | San Diego Chargers | Mile High Stadium | 51,778 | 9° | Johnson | Hadl |
| Sun., Dec. 17 | 45-21 | W | New England Patriots | Mile High Stadium | 51,656 | 47° | Johnson | Plunkett |
| | 325-350 | | | | 773,487 | | | |

1973

HEAD COACH: John Ralston

PRESEASON (2-3)

| Day/Date | Score | W/L | Opponent | Location | Attend. | Temp. | Den. QB | Opp. QB |
|----------------|--------|-----|---------------------|-------------------|---------|-------|---------|----------|
| Fri., Aug. 10* | 10-14 | L | Washington Redskins | RFK Stadium | 38,923 | 87° | Johnson | Kilmer |
| Sat., Aug. 18* | 38-17 | W | St. Louis Cardinals | Mile High Stadium | 39,088 | 82° | Ernst | Hart |
| Sun., Aug. 26* | 7-43 | L | San Francisco 49ers | Candlestick Park | 59,097 | 66° | Ramsey | Spurrier |
| Fri., Aug. 31* | 16-14 | W | Buffalo Bills | Mile High Stadium | 42,336 | 71° | Johnson | Ferguson |
| Sun., Sept. 9 | 10-17 | L | Baltimore Colts | Mile High Stadium | 41,860 | 68° | Johnson | Donres |
| | 81-105 | | | | 221,315 | | | |

REGULAR SEASON (7-5-2 overall / 3rd AFC West (3-2-1 Div.) / 3-3-1 home / 4-2-1 away)

| Day/Date | Score | W/L | Opponent | Location | Attend. | Temp. | Den. QB | Opp. QB |
|----------------|---------|-----|---------------------|---------------------------------|---------|-------|---------|------------|
| Sun., Sept. 16 | 28-10 | W | Cincinnati Bengals | Mile High Stadium | 49,059 | 45° | Johnson | Anderson |
| Sun., Sept. 23 | 34-36 | L | San Francisco 49ers | Mile High Stadium | 51,706 | 82° | Johnson | Brodie |
| Sun., Sept. 30 | 14-33 | L | Chicago Bears | Mile High Stadium | 51,159 | 74° | Johnson | Douglass |
| Sun., Oct. 7 | 14-16 | L | Kansas City Chiefs | Arrowhead Stadium | 71,414 | 72° | Johnson | Dawson |
| Sun., Oct. 14 | 48-20 | W | Houston Oilers | Astrodome | 32,801 | Ind. | Johnson | Pastorini |
| Mon., Oct. 22* | 23-23 | T | Oakland Raiders | Mile High Stadium | 51,270 | 65° | Johnson | Stabler |
| Sun., Oct. 28 | 40-28 | W | New York Jets | Shea Stadium | 55,108 | 54° | Johnson | Demory |
| Sun., Nov. 4 | 17-17 | T | St. Louis Cardinals | Busch Stadium | 46,565 | 48° | Johnson | Hart |
| Sun., Nov. 11 | 30-19 | W | San Diego Chargers | Mile High Stadium | 51,034 | 73° | Johnson | Clark, W. |
| Sun., Nov. 18 | 23-13 | W | Pittsburgh Steelers | Three Rivers Stadium | 48,580 | 43° | Johnson | Hanratty |
| Sun., Nov. 25 | 14-10 | W | Kansas City Chiefs | Mile High Stadium | 51,331 | 45° | Johnson | Livingston |
| Sun., Dec. 2 | 10-22 | L | Dallas Cowboys | Mile High Stadium | 51,508 | 54° | Johnson | Staebach |
| Sun., Dec. 9 | 42-28 | W | San Diego Chargers | San Diego Stadium | 44,954 | 78° | Johnson | Fouts |
| Sun., Dec. 16 | 17-21 | L | Oakland Raiders | Oakland-Alameda County Coliseum | 51,910 | 49° | Johnson | Stabler |
| | 354-296 | | | | 708,399 | | | |

1974

HEAD COACH: John Ralston

PRESEASON (4-2)

| Day/Date | Score | W/L | Opponent | Location | Attend. | Temp. | Den. QB | Opp. QB |
|----------------|---------|-----|----------------------|----------------------------------|---------|-------|----------|-----------|
| Sat., Aug. 3* | 19-41 | L | New York Jets | Mile High Stadium | 27,599 | 73° | Hufnagel | Jones, J. |
| Sat., Aug. 10* | 27-21 | W | Minnesota Vikings | Mile High Stadium | 23,822 | 71° | Hufnagel | Kaye |
| Sun., Aug. 18 | 10-3 | W | San Francisco 49ers | Candlestick Park | 29,908 | 66° | Hufnagel | Owen |
| Sat., Aug. 24* | 31-21 | W | Green Bay Packers | Lambeau Field | 56,257 | 61° | Johnson | Tagge |
| Sat., Aug. 31* | 27-21 | W | New England Patriots | Joe Albi Stadium, Spokane, Wash. | 18,000 | 78° | Johnson | Plunkett |
| Sun., Sept. 8* | 14-20 | L | Atlanta Falcons | Mile High Stadium | 43,253 | 78° | Johnson | Lee |
| | 128-127 | | | | 198,839 | | | |

REGULAR SEASON (7-6-1 overall / 2nd AFC West (3-3 Div.) / 3-3-1 home / 4-3 away)

| Day/Date | Score | W/L | Opponent | Location | Attend. | Temp. | Den. QB | Opp. QB |
|-----------------|-------|-----|--------------------------|-------------------|---------|-------|---------|------------|
| Sun., Sept. 15 | 10-17 | L | Los Angeles Rams | Mile High Stadium | 56,981 | 65° | Johnson | Hadl |
| Sun., Sept. 22 | 35-35 | T | Pittsburgh Steelers (OT) | Mile High Stadium | 50,858 | 74° | Johnson | Gilliam |
| Mon., Sept. 30* | 3-30 | L | Washington Redskins | RFK Stadium | 54,395 | 67° | Johnson | Kilmer |
| Sun., Oct. 6 | 17-14 | W | Kansas City Chiefs | Arrowhead Stadium | 67,298 | 52° | Johnson | Livingston |

| DENVER  BRONCOS | | | | | | | | | |
|--|---------|---|--------------------|---------------------------------|---------|-----|---------|-----------|--|
| Sun., Oct. 13 | 33-17 | W | New Orleans Saints | Mile High Stadium | 50,751 | 66° | Ramsey | Manning | |
| Sun., Oct. 20 | 27-7 | W | San Diego Chargers | Mile High Stadium | 50,748 | 75° | Johnson | Fouts | |
| Sun., Oct. 27 | 21-23 | L | Cleveland Browns | Cleveland Stadium | 60,478 | 61° | Johnson | Phipps | |
| Sun., Nov. 3 | 17-28 | L | Oakland Raiders | Mile High Stadium | 45,766 | 33° | Johnson | Stabler | |
| Sun., Nov. 10 | 17-6 | W | Baltimore Colts | Memorial Stadium | 32,244 | 58° | Johnson | Donres | |
| Mon., Nov. 18* | 34-42 | L | Kansas City Chiefs | Mile High Stadium | 50,236 | 50° | Johnson | Dawson | |
| Sun., Nov. 24 | 20-17 | W | Oakland Raiders | Oakland-Alameda County Coliseum | 51,224 | 62° | Johnson | Stabler | |
| Thu., Nov. 28 | 31-27 | W | Detroit Lions | Tiger Stadium | 51,157 | 34° | Johnson | Landry | |
| Sun., Dec. 8 | 37-14 | W | Houston Oilers | Mile High Stadium | 46,942 | 36° | Johnson | Pastorini | |
| Sun., Dec. 15 | 0-17 | L | San Diego Chargers | San Diego Stadium | 35,756 | 70° | Ramsey | Freitas | |
| | 302-294 | | | | 704,834 | | | | |

1975

HEAD COACH: John Ralston

PRESEASON (3-3)

| Day/Date | Score | W/L | Opponent | Location | Attend. | Temp. | Den. QB | Opp. QB |
|----------------|---------|-----|---------------------|-------------------|---------|-------|----------|-----------|
| Sat., Aug. 9* | 20-23 | L | Baltimore Colts | Mile High Stadium | 35,269 | 86° | Hufnagel | Jones, B. |
| Sat., Aug. 16* | 21-24 | L | New Orleans Saints | Superdome | 40,089 | Ind. | Ramsey | Manning |
| Sat., Aug. 23* | 27-21 | W | Houston Oilers | Mile High Stadium | 33,813 | 83° | Hufnagel | Dickey |
| Sat., Aug. 30* | 13-0 | W | Chicago Bears | Soldier Field | 30,128 | 68° | Ramsey | Douglass |
| Sun., Sept. 7 | 10-44 | L | San Francisco 49ers | Candlestick Park | 45,686 | 62° | Johnson | Snead |
| Sun., Sept. 14 | 21-17 | W | St. Louis Cardinals | Mile High Stadium | 45,631 | 73° | Johnson | Hart |
| | 112-129 | | | | 230,616 | | | |

REGULAR SEASON (6-8 overall / 2nd AFC West (3-3 Div.) / 5-2 home / 1-6 away)

| Day/Date | Score | W/L | Opponent | Location | Attend. | Temp. | Den. QB | Opp. QB |
|-----------------|---------|-----|-------------------------|---------------------------------|---------|-------|----------|------------|
| Sun., Sept. 21 | 37-33 | W | Kansas City Chiefs | Mile High Stadium | 51,858 | 58° | Johnson | Livingston |
| Mon., Sept. 29* | 23-13 | W | Green Bay Packers | Mile High Stadium | 52,491 | 64° | Johnson | Hadl |
| Sun., Oct. 5 | 14-38 | L | Buffalo Bills | Rich Stadium | 79,798 | 70° | Johnson | Ferguson |
| Sun., Oct. 12 | 9-20 | L | Pittsburgh Steelers | Three Rivers Stadium | 49,164 | 56° | Johnson | Bradshaw |
| Sun., Oct. 19 | 16-15 | W | Cleveland Browns | Mile High Stadium | 52,540 | 77° | Johnson | Phipps |
| Sun., Oct. 26 | 13-26 | L | Kansas City Chiefs | Arrowhead Stadium | 70,043 | 55° | Johnson | Livingston |
| Sun., Nov. 2 | 17-42 | L | Mile High Stadium | Mile High Stadium | 52,330 | 62° | Ramsey | Stabler |
| Sun., Nov. 9 | 16-17 | L | Cincinnati Bengals | Mile High Stadium | 49,702 | 36° | Ramsey | Anderson |
| Sun., Nov. 16 | 27-17 | W | San Diego Chargers | San Diego Stadium | 26,048 | 70° | Ramsey | Fouts |
| Sun., Nov. 23 | 21-35 | L | Atlanta Falcons | Atlanta-Fulton County Stadium | 28,686 | 39° | Ramsey | Barkowski |
| Sun., Nov. 30 | 13-10 | W | San Diego Chargers (OT) | Mile High Stadium | 44,982 | 33° | Ramsey | Freitas |
| Mon., Dec. 8* | 10-17 | L | Oakland Raiders | Oakland-Alameda County Coliseum | 51,075 | 57° | Hufnagel | Stabler |
| Sun., Dec. 14 | 25-10 | W | Philadelphia Eagles | Mile High Stadium | 36,860 | 18° | Ramsey | Boryla |
| Sat., Dec. 20 | 13-14 | L | Miami Dolphins | Orange Bowl | 43,064 | 75° | Ramsey | Strock |
| | 254-307 | | | | 688,641 | | | |

1976

HEAD COACH: John Ralston

PRESEASON (5-2)

| Day/Date | Score | W/L | Opponent | Location | Attend. | Temp. | Den. QB | Opp. QB |
|----------------|--------|-----|---------------------|--|---------|-------|----------|-----------|
| Sat., July 24 | 10-7 | W | Detroit Lions | Fawcett Stadium (Canton, Ohio; Hall of Fame Game) | 17,639 | 78° | Ramsey | Reed |
| Sat., July 31* | 14-15 | L | Chicago Bears | Mile High Stadium | 22,495 | 73° | Hufnagel | Avellini |
| Sun., Aug. 8 | 7-17 | L | San Francisco 49ers | Candlestick Park | 40,052 | 65° | Ramsey | Bull |
| Sat., Aug. 14* | 13-9 | W | Dallas Cowboys | Texas Stadium | 54,567 | 97° | Ramsey | Staebach |
| Sat., Aug. 21* | 52-7 | W | Seattle Seahawks | Mile High Stadium | 22,887 | 84° | Ramsey | Zorn |
| Sat., Aug. 28* | 21-17 | W | St. Louis Cardinals | Busch Stadium | 39,808 | 85° | Ramsey | Hart |
| Sun., Sept. 5 | 30-17 | W | Minnesota Vikings | Mile High Stadium | 52,129 | 87° | Ramsey | Tarkenton |
| | 146-89 | | | | 249,577 | | | |

REGULAR SEASON (9-5 overall / 2nd AFC West (5-2 Div.) / 6-1 home / 3-4 away)

| Day/Date | Score | W/L | Opponent | Location | Attend. | Temp. | Den. QB | Opp. QB |
|----------------|---------|-----|----------------------|---------------------------------|---------|-------|---------|------------|
| Sun., Sept. 12 | 7-17 | L | Cincinnati Bengals | Riverfront Stadium | 53,464 | 73° | Ramsey | Anderson |
| Sun., Sept. 19 | 46-3 | W | New York Jets | Mile High Stadium | 62,519 | 58° | Ramsey | Namath |
| Sun., Sept. 26 | 44-13 | W | Cleveland Browns | Mile High Stadium | 62,758 | 58° | Ramsey | Sipe |
| Sun., Oct. 3 | 26-0 | W | San Diego Chargers | Mile High Stadium | 62,486 | 71° | Ramsey | Fouts |
| Sun., Oct. 10 | 3-17 | L | Houston Oilers | Astrodome | 47,928 | Ind. | Ramsey | Pastorini |
| Sun., Oct. 17 | 10-17 | L | Oakland Raiders | Mile High Stadium | 63,241 | 69° | Ramsey | Stabler |
| Sun., Oct. 24 | 35-26 | W | Kansas City Chiefs | Arrowhead Stadium | 57,961 | 43° | Ramsey | Livingston |
| Sun., Oct. 31 | 6-19 | L | Oakland Raiders | Oakland-Alameda County Coliseum | 52,169 | 62° | Ramsey | Stabler |
| Sun., Nov. 7 | 48-13 | W | Tampa Bay Buccaneers | Mile High Stadium | 62,503 | 57° | Ramsey | Spurrier |
| Sun., Nov. 14 | 17-0 | W | San Diego Chargers | San Diego Stadium | 32,017 | 66° | Ramsey | Fouts |
| Sun., Nov. 21 | 14-13 | W | New York Giants | Mile High Stadium | 62,961 | 40° | Ramsey | Morton |
| Sun., Nov. 28 | 14-38 | L | New England Patriots | Schaefer Stadium | 61,128 | 56° | Ramsey | Grogan |
| Sun., Dec. 5 | 17-16 | W | Kansas City Chiefs | Mile High Stadium | 57,995 | 34° | Penrose | Livingston |
| Sun., Dec. 12 | 28-14 | W | Chicago Bears | Soldier Field | 44,459 | 30° | Penrose | Avellini |
| | 315-206 | | | | 783,589 | | | |

Did You Know?

The Broncos are one of only four current NFL teams to have never picked first in the NFL *or* AFL Draft. The other three teams are the Seattle Seahawks, Carolina Panthers and Jacksonville Jaguars.

1977

HEAD COACH: Red Miller

PRESEASON (5-1)

| Day/Date | Score | W/L | Opponent | Location | Attend. | Temp. | Den. QB | Opp. QB |
|-----------------|--------|-----|---------------------|-------------------------------|---------|-------|----------|-----------|
| Fri., Aug. 5* | 14-8 | W | Baltimore Colts | Mile High Stadium | 40,059 | 68° | Morton | Jones, B. |
| Sat., Aug. 13* | 15-7 | W | St. Louis Cardinals | Mile High Stadium | 44,001 | 79° | Weese | Wells |
| Sat., Aug. 20* | 10-2 | W | Atlanta Falcons | Atlanta-Fulton County Stadium | 21,239 | 78° | Penrose | McQuilken |
| Sun., Aug. 28* | 24-28 | L | Philadelphia Eagles | Veterans Stadium | 29,532 | 86° | Spurrier | Jaworski |
| Fri., Sept. 2* | 27-10 | W | Seattle Seahawks | Kingdome | 54,916 | Ind. | Morton | Zorn |
| Sat., Sept. 10* | 20-0 | W | San Francisco 49ers | Candlestick Park | 36,441 | 66° | Morton | Plunkett |
| | 110-55 | | | | 226,188 | | | |

REGULAR SEASON (12-2 overall / 1st AFC West (6-1 Div.) / 6-1 home / 6-1 away)

| Day/Date | Score | W/L | Opponent | Location | Attend. | Temp. | Den. QB | Opp. QB |
|----------------|---------|-----|---------------------|---------------------------------|---------|-------|---------|------------|
| Sun., Sept. 18 | 7-0 | W | St. Louis Cardinals | Mile High Stadium | 75,002 | 71° | Morton | Hart |
| Sun., Sept. 25 | 26-6 | W | Buffalo Bills | Mile High Stadium | 74,737 | 80° | Morton | Ferguson |
| Sun., Oct. 2 | 24-13 | W | Seattle Seahawks | Kingdome | 53,108 | Ind. | Morton | Myer |
| Sun., Oct. 9 | 23-7 | W | Kansas City Chiefs | Mile High Stadium | 74,718 | 68° | Morton | Livingston |
| Sun., Oct. 16 | 30-7 | W | Oakland Raiders | Oakland-Alameda County Coliseum | 53,616 | 62° | Morton | Stabler |
| Sun., Oct. 23 | 24-13 | W | Cincinnati Bengals | Riverfront Stadium | 54,395 | 59° | Morton | Reaves |
| Sun., Oct. 30 | 14-24 | L | Oakland Raiders | Mile High Stadium | 75,007 | 67° | Morton | Stabler |
| Sun., Nov. 6 | 21-7 | W | Pittsburgh Steelers | Mile High Stadium | 74,967 | 62° | Morton | Bradshaw |
| Sun., Nov. 13 | 17-14 | W | San Diego Chargers | San Diego Stadium | 45,211 | 73° | Morton | Harris, J. |
| Sun., Nov. 20 | 14-7 | W | Kansas City Chiefs | Arrowhead Stadium | 54,050 | 52° | Morton | Livingston |
| Sun., Nov. 27 | 27-13 | W | Baltimore Colts | Mile High Stadium | 74,939 | 47° | Morton | Jones, B. |
| Sun., Dec. 4 | 24-14 | W | Houston Oilers | Astrodome | 46,875 | Ind. | Morton | Pastorini |
| Sun., Dec. 11 | 17-9 | W | San Diego Chargers | Mile High Stadium | 74,905 | 64° | Morton | Fouts |
| Sun., Dec. 18 | 6-14 | L | Dallas Cowboys | Texas Stadium | 63,752 | 77° | Morton | Staubach |
| | 274-148 | | | | 892,899 | | | |

1977 AFC DIVISIONAL PLAYOFF GAME

| | | | | | | | | |
|---------------|-------|---|---------------------|-------------------|--------|-----|--------|----------|
| Sat., Dec. 24 | 34-21 | W | Pittsburgh Steelers | Mile High Stadium | 75,011 | 43° | Morton | Bradshaw |
|---------------|-------|---|---------------------|-------------------|--------|-----|--------|----------|

1977 AFC CHAMPIONSHIP GAME

| | | | | | | | | |
|--------------|-------|---|-----------------|-------------------|--------|-----|--------|---------|
| Sun., Jan. 1 | 20-17 | W | Oakland Raiders | Mile High Stadium | 74,982 | 18° | Morton | Stabler |
|--------------|-------|---|-----------------|-------------------|--------|-----|--------|---------|

SUPER BOWL XII

| | | | | | | | | |
|---------------|-------|---|----------------|----------------------------------|--------|------|--------|----------|
| Sun., Jan. 15 | 10-27 | L | Dallas Cowboys | Louisiana Superdome, New Orleans | 75,583 | Ind. | Morton | Staubach |
|---------------|-------|---|----------------|----------------------------------|--------|------|--------|----------|

1978

HEAD COACH: Red Miller

PRESEASON (2-2)

| Day/Date | Score | W/L | Opponent | Location | Attend. | Temp. | Den. QB | Opp. QB |
|----------------|-------|-----|---------------------|-------------------|---------|-------|---------|-------------|
| Sat., Aug. 5* | 17-12 | W | Houston Oilers | Astrodome | 48,027 | Ind. | Morton | Pastorini |
| Sat., Aug. 12* | 14-21 | L | Dallas Cowboys | Mile High Stadium | 74,619 | 91° | Morton | Staubach |
| Sat., Aug. 19* | 23-13 | W | Buffalo Bills | Rich Stadium | 18,301 | 82° | Morton | Johnson, K. |
| Fri., Aug. 25* | 13-24 | L | San Francisco 49ers | Mile High Stadium | 73,559 | 75° | Morton | Plunkett |
| | 67-70 | | | | 214,506 | | | |

REGULAR SEASON (10-6 overall / 1st AFC West (7-1 Div.) / 6-2 home / 4-4 away)

| Day/Date | Score | W/L | Opponent | Location | Attend. | Temp. | Den. QB | Opp. QB |
|-----------------|---------|-----|-------------------------|---------------------------------|-----------|-------|---------|--------------|
| Sun., Sept. 3 | 14-6 | W | Oakland Raiders | Mile High Stadium | 74,904 | 90° | Morton | Stabler |
| Mon., Sept. 11* | 9-12 | L | Minnesota Vikings (OT) | Metropolitan Stadium | 46,508 | 79° | Morton | Tarkenton |
| Sun., Sept. 17 | 27-14 | W | San Diego Chargers | Mile High Stadium | 74,983 | 70° | Morton | Fouts |
| Sun., Sept. 24 | 23-17 | W | Kansas City Chiefs (OT) | Arrowhead Stadium | 60,593 | 83° | Morton | Livingston |
| Sun., Oct. 1 | 28-7 | W | Seattle Seahawks | Mile High Stadium | 74,989 | 83° | Weese | Zorn |
| Sun., Oct. 8 | 0-23 | L | San Diego Chargers | San Diego Stadium | 50,077 | 73° | Morton | Fouts |
| Mon., Oct. 16* | 16-7 | W | Chicago Bears | Mile High Stadium | 75,008 | 65° | Penrose | Avellini |
| Sun., Oct. 22 | 6-7 | L | Baltimore Colts | Memorial Stadium | 54,057 | 75° | Morton | Troup |
| Sun., Oct. 29 | 20-17 | W | Seattle Seahawks (OT) | Kingdome | 62,948 | Ind. | Morton | Zorn |
| Sun., Nov. 5 | 28-31 | L | New York Jets | Mile High Stadium | 74,983 | 49° | Penrose | Robinson, M. |
| Sun., Nov. 12 | 19-7 | W | Cleveland Browns | Cleveland Stadium | 70,856 | 48° | Morton | Sipe |
| Sun., Nov. 19 | 16-3 | W | Green Bay Packers | Mile High Stadium | 74,965 | 35° | Morton | Whitehurst |
| Thu., Nov. 23 | 14-17 | L | Detroit Lions | Silverdome | 71,785 | Ind. | Morton | Danielson |
| Sun., Dec. 3 | 21-6 | W | Oakland Raiders | Oakland-Alameda County Coliseum | 53,932 | 52° | Morton | Stabler |
| Sun., Dec. 10 | 24-3 | W | Kansas City Chiefs | Mile High Stadium | 74,149 | 35° | Morton | Livingston |
| Sat., Dec. 16 | 17-21 | L | Pittsburgh Steelers | Mile High Stadium | 74,104 | 35° | Morton | Bradshaw |
| | 282-198 | | | | 1,067,693 | | | |

1978 AFC DIVISIONAL PLAYOFF GAME

| | | | | | | | | |
|---------------|-------|---|---------------------|----------------------|--------|-----|--------|----------|
| Sat., Dec. 30 | 10-33 | L | Pittsburgh Steelers | Three Rivers Stadium | 48,921 | 33° | Morton | Bradshaw |
|---------------|-------|---|---------------------|----------------------|--------|-----|--------|----------|

1979

HEAD COACH: Red Miller

PRESEASON (3-1)

| Day/Date | Score | W/L | Opponent | Location | Attend. | Temp. | Den. QB | Opp. QB |
|----------------|-------|-----|---------------------------|-------------------|---------|-------|---------|-----------|
| Sat., Aug. 4* | 6-7 | L | Dallas Cowboys | Texas Stadium | 61,192 | 91° | Weese | Staubach |
| Sat., Aug. 11* | 13-6 | W | Washington Redskins | Mile High Stadium | 58,799 | 78° | Morton | Theismann |
| Sat., Aug. 18* | 21-0 | W | San Francisco 49ers | Candlestick Park | 34,133 | 60° | Penrose | Montana |
| Fri., Aug. 24* | 20-17 | W | New England Patriots (OT) | Mile High Stadium | 75,103 | 69° | Weese | Grogan |
| | 60-30 | | | | 229,227 | | | |

REGULAR SEASON (10-6 overall / 2nd AFC West (4-4 Div.) / 6-2 home / 4-4 away)

| Day/Date | Score | W/L | Opponent | Location | Attend. | Temp. | Den. QB | Opp. QB |
|----------------|-------|-----|----------------------|---------------------------------|---------|-------|---------|-----------|
| Sun., Sept. 2 | 10-0 | W | Cincinnati Bengals | Mile High Stadium | 74,788 | 85° | Weese | Anderson |
| Thu., Sept. 6* | 9-13 | L | Los Angeles Rams | Mile High Stadium | 74,884 | 83° | Weese | Haden |
| Sun., Sept. 16 | 20-17 | W | Atlanta Falcons (OT) | Atlanta-Fulton County Stadium | 57,677 | 70° | Weese | Barkowski |
| Sun., Sept. 23 | 37-34 | W | Seattle Seahawks | Mile High Stadium | 74,879 | 81° | Weese | Zorn |
| Sun., Sept. 30 | 3-27 | L | Oakland Raiders | Oakland-Alameda County Coliseum | 52,632 | 72° | Weese | Stabler |

| | | | | | | | | |
|----------------|---------|---|----------------------|----------------------|-----------|------|--------|------------|
| Sun., Oct. 7 | 7-0 | W | San Diego Chargers | Mile High Stadium | 74,997 | 85° | Weese | Fouts |
| Sun., Oct. 14 | 24-10 | W | Kansas City Chiefs | Arrowhead Stadium | 74,292 | 59° | Morton | Fuller |
| Mon., Oct. 22* | 7-42 | L | Pittsburgh Steelers | Three Rivers Stadium | 49,699 | 70° | Morton | Bradshaw |
| Sun., Oct. 28 | 20-3 | W | Kansas City Chiefs | Mile High Stadium | 74,908 | 62° | Morton | Livingston |
| Sun., Nov. 4 | 10-3 | W | New Orleans Saints | Mile High Stadium | 74,482 | 48° | Morton | Manning |
| Sun., Nov. 11 | 45-10 | W | New England Patriots | Mile High Stadium | 74,379 | 39° | Morton | Grogan |
| Sun., Nov. 18 | 38-28 | W | San Francisco 49ers | Candlestick Park | 42,910 | 62° | Morton | DeBerg |
| Sun., Nov. 25 | 10-14 | L | Oakland Raiders | Mile High Stadium | 74,186 | 40° | Morton | Stabler |
| Sun., Dec. 2 | 19-16 | W | Buffalo Bills | Rich Stadium | 37,886 | 24° | Morton | Ferguson |
| Sat., Dec. 8 | 23-28 | L | Seattle Seahawks | Kingdome | 60,038 | Ind. | Morton | Zorn |
| Mon., Dec. 17* | 7-17 | L | San Diego Chargers | San Diego Stadium | 51,906 | 68° | Morton | Fouts |
| | 289-262 | | | | 1,024,543 | | | |

1979 AFC WILD CARD PLAYOFF GAME

| | | | | | | | | |
|---------------|------|---|----------------|-----------|--------|------|--------|-----------|
| Sun., Dec. 23 | 7-13 | L | Houston Oilers | Astrodome | 48,776 | Ind. | Morton | Pastorini |
|---------------|------|---|----------------|-----------|--------|------|--------|-----------|

1980

HEAD COACH: Red Miller

PRESEASON (2-2)

| Day/Date | Score | W/L | Opponent | Location | Attend. | Temp. | Den. QB | Opp. QB |
|----------------|-------|-----|--------------------|-------------------|---------|-------|----------|----------|
| Sat., Aug. 9* | 17-6 | W | Cincinnati Bengals | Mile High Stadium | 67,532 | 78° | Robinson | Anderson |
| Sat., Aug. 16* | 6-9 | L | New York Giants | Giants Stadium | 30,904 | 73° | Morton | Sims |
| Sat., Aug. 23* | 13-26 | L | Los Angeles Rams | Mile High Stadium | 73,946 | 78° | Robinson | Haden |
| Sat., Aug. 30* | 38-0 | W | Green Bay Packers | Lambeau Field | 53,060 | 72° | Robinson | Dickey |
| | 74-41 | | | | 225,442 | | | |

REGULAR SEASON (8-8 overall / 4th AFC West (3-5 Div.) / 4-4 home / 4-4 away)

| Day/Date | Score | W/L | Opponent | Location | Attend. | Temp. | Den. QB | Opp. QB |
|-----------------|---------|-----|----------------------|---------------------------------|-----------|-------|----------|-----------|
| Sun., Sept. 7 | 6-27 | L | Philadelphia Eagles | Veterans Stadium | 70,307 | 81° | Robinson | Jaworski |
| Sun., Sept. 14 | 41-20 | W | Dallas Cowboys | Mile High Stadium | 74,919 | 77° | Robinson | White |
| Sun., Sept. 21 | 13-30 | L | San Diego Chargers | Mile High Stadium | 74,970 | 81° | Robinson | Fouts |
| Mon., Sept. 29* | 14-23 | L | New England Patriots | Schaefer Stadium | 59,602 | 51° | Robinson | Grogan |
| Sun., Oct. 5 | 19-16 | W | Cleveland Browns | Cleveland Stadium | 81,065 | 42° | Robinson | Sipe |
| Mon., Oct. 13 | 20-17 | W | Washington Redskins | Mile High Stadium | 74,657 | 69° | Robinson | Theismann |
| Sun., Oct. 19 | 17-23 | L | Kansas City Chiefs | Mile High Stadium | 74,459 | 63° | Morton | Fuller |
| Sun., Oct. 26 | 14-9 | W | New York Giants | Giants Stadium | 67,598 | 48° | Morton | Sims |
| Sun., Nov. 2 | 16-20 | L | Houston Oilers | Mile High Stadium | 74,717 | 68° | Morton | Stabler |
| Sun., Nov. 9 | 20-13 | W | San Diego Chargers | San Diego Stadium | 51,435 | 69° | Morton | Fouts |
| Sun., Nov. 16 | 31-24 | W | New York Jets | Mile High Stadium | 72,114 | 28° | Morton | Todd |
| Sun., Nov. 23 | 36-20 | W | Seattle Seahawks | Mile High Stadium | 73,274 | 34° | Morton | Zorn |
| Mon., Dec. 1* | 3-9 | L | Oakland Raiders | Oakland-Alameda County Coliseum | 51,583 | 56° | Morton | Plunkett |
| Sun., Dec. 7 | 14-31 | L | Kansas City Chiefs | Arrowhead Stadium | 40,237 | 41° | Morton | Kenney |
| Sun., Dec. 14 | 21-24 | L | Oakland Raiders | Mile High Stadium | 73,974 | 65° | Morton | Plunkett |
| Sun., Dec. 21 | 25-17 | W | Seattle Seahawks | Kingdome | 51,853 | Ind. | Robinson | Zorn |
| | 310-323 | | | | 1,066,764 | | | |

1981

HEAD COACH: Dan Reeves

PRESEASON (2-2)

| Day/Date | Score | W/L | Opponent | Location | Attend. | Temp. | Den. QB | Opp. QB |
|----------------|-------|-----|--------------------|--------------------|---------|-------|----------|----------|
| Fri., Aug. 7* | 7-33 | L | New York Jets | Mile High Stadium | 63,644 | 75° | Robinson | Todd |
| Sat., Aug. 15* | 14-24 | L | Miami Dolphins | Orange Bowl | 41,502 | 82° | Morton | Woodley |
| Sat., Aug. 22* | 17-7 | W | Green Bay Packers | Mile High Stadium | 72,450 | 66° | Morton | Dickey |
| Sat., Aug. 29* | 24-20 | W | Cincinnati Bengals | Riverfront Stadium | 41,713 | 74° | Morton | Anderson |
| | 62-84 | | | | 219,309 | | | |

REGULAR SEASON (10-6 overall / 2nd AFC West (5-3 Div.) / 8-0 home / 2-6 away)

| Day/Date | Score | W/L | Opponent | Location | Attend. | Temp. | Den. QB | Opp. QB |
|----------------|---------|-----|-----------------------|---------------------------------|-----------|-------|---------|--------------|
| Sun., Sept. 6 | 9-7 | W | Oakland Raiders | Mile High Stadium | 74,796 | 74° | Morton | Plunkett |
| Sun., Sept. 13 | 10-13 | L | Seattle Seahawks | Kingdome | 58,513 | Ind. | Morton | Zorn |
| Sun., Sept. 20 | 28-10 | W | Baltimore Colts | Mile High Stadium | 74,804 | 84° | Morton | Jones, B. |
| Sun., Sept. 27 | 42-24 | W | San Diego Chargers | Mile High Stadium | 74,844 | 82° | Morton | Fouts |
| Sun., Oct. 4 | 17-0 | W | Oakland Raiders | Oakland-Alameda County Coliseum | 51,035 | 60° | Morton | Plunkett |
| Sun., Oct. 11 | 27-21 | W | Oakland Raiders | Mile High Stadium | 74,816 | 79° | Morton | Komlo |
| Sun., Oct. 18 | 14-28 | L | Kansas City Chiefs | Arrowhead Stadium | 74,672 | 55° | Morton | Kenney |
| Sun., Oct. 25 | 7-9 | L | Buffalo Bills | Rich Stadium | 77,757 | 56° | Morton | Ferguson |
| Mon., Nov. 2* | 19-17 | W | Minnesota Vikings | Mile High Stadium | 74,834 | 48° | Morton | Kramer |
| Sun., Nov. 8 | 23-20 | W | Cleveland Browns (OT) | Mile High Stadium | 74,859 | 48° | Morton | Sipe |
| Sun., Nov. 15 | 24-7 | W | Tampa Bay Buccaneers | Tampa Stadium | 64,518 | 69° | Morton | Williams, D. |
| Sun., Nov. 22 | 21-38 | L | Cincinnati Bengals | Riverfront Stadium | 57,207 | 32° | DeBerg | Anderson |
| Sun., Nov. 29 | 17-34 | L | San Diego Chargers | Jack Murphy Stadium | 51,533 | 66° | Morton | Fouts |
| Sun., Dec. 6 | 16-13 | W | Kansas City Chiefs | Mile High Stadium | 74,744 | 68° | Morton | Fuller |
| Sun., Dec. 13 | 23-13 | W | Seattle Seahawks | Mile High Stadium | 74,527 | 45° | Morton | Krieg |
| Sun., Dec. 20 | 24-35 | L | Chicago Bears | Soldier Field | 40,125 | 14° | Morton | Evans, V. |
| | 321-289 | | | | 1,073,636 | | | |

1982
HEAD COACH: Dan Reeves

PRESEASON (4-0)

| Day/Date | Score | W/L | Opponent | Location | Attend. | Temp. | Den. QB | Opp. QB |
|----------------|-------|-----|-------------------|-------------------|---------|-------|---------|------------|
| Sat., Aug. 14* | 33-20 | W | Los Angeles Rams | Anaheim Stadium | 57,482 | 69° | DeBerg | Jones, B. |
| Sat., Aug. 21* | 17-14 | W | Miami Dolphins | Mile High Stadium | 74,465 | 79° | Morton | Strock |
| Sat., Aug. 28* | 27-17 | W | Minnesota Vikings | Mile High Stadium | 73,371 | 85° | Morton | Wilson, W. |
| Sat., Sept. 4* | 20-13 | W | New York Jets | Giants Stadium | 43,820 | 65° | Morton | Todd |
| | 97-64 | | | | 249,138 | | | |

REGULAR SEASON (2-7 overall / 12th in Conference (0-6 vs. Div. Opp.) / 1-4 home / 1-3 away)

| Day/Date | Score | W/L | Opponent | Location | Attend. | Temp. | Den. QB | Opp. QB |
|---|---------|-----|---------------------------|-------------------------------------|---------|-------|----------|-----------|
| Sun., Sept. 12 | 3-23 | L | San Diego Chargers | Mile High Stadium | 73,564 | 56° | Morton | Fouts |
| Sun., Sept. 19 | 24-21 | W | San Francisco 49ers | Mile High Stadium | 73,899 | 65° | Morton | Montana |
| —57-day player strike cancels or postpones eight games— | | | | | | | | |
| Sun., Sept. 26 | | | canceled/players' strike | at New Orleans | | | | |
| Sun., Oct. 3 | | | canceled/players' strike | Pittsburgh | | | | |
| Sun., Oct. 10 | | | canceled/players' strike | at N.Y. Jets | | | | |
| Sun., Oct. 17 | | | canceled/players' strike | at Houston | | | | |
| Sun., Oct. 24 | | | canceled/players' strike | Los Angeles Raiders | | | | |
| Sun., Oct. 31 | | | canceled/players' strike | Buffalo | | | | |
| Sun., Nov. 7 | | | postponed/players' strike | at Seattle (rescheduled for Jan. 2) | | | | |
| Sun., Nov. 14 | | | canceled/players' strike | at Kansas City | | | | |
| Sun., Nov. 21 | 10-17 | L | Seattle Seahawks | Mile High Stadium | 73,916 | 48° | Morton | Zorn |
| Sun., Nov. 28 | 20-30 | L | San Diego Chargers | Jack Murphy Stadium | 47,629 | 68° | DeBerg | Fouts |
| Sun., Dec. 5 | 27-34 | L | Atlanta Falcons | Mile High Stadium | 73,984 | 46° | DeBerg | Barkowski |
| Sun., Dec. 12 | 27-24 | W | Los Angeles Rams | Anaheim Stadium | 48,112 | 77° | DeBerg | Ferragamo |
| Sun., Dec. 19 | 16-37 | L | Kansas City Chiefs | Mile High Stadium | 74,192 | 55° | DeBerg | Kenney |
| Sun., Dec. 26 | 10-27 | L | Los Angeles Raiders | L.A. Coliseum | 44,160 | 68° | DeBerg | Plunkett |
| Sun., Jan. 2 | 11-13 | L | Seattle Seahawks | Kingdome | 43,145 | Ind. | Herrmann | Zorn |
| | 148-226 | | | | 552,601 | | | |

1983
HEAD COACH: Dan Reeves

PRESEASON (3-1)

| Day/Date | Score | W/L | Opponent | Location | Attend. | Temp. | Den. QB | Opp. QB |
|----------------|-------|-----|-------------------|------------------------------|---------|-------|---------|-----------|
| Fri., Aug. 5* | 10-7 | W | Seattle Seahawks | Mile High Stadium | 53,887 | 70° | DeBerg | Zorn |
| Sat., Aug. 13* | 21-10 | W | Atlanta Falcons | Mile High Stadium | 73,199 | 66° | DeBerg | Barkowski |
| Sat., Aug. 20* | 19-10 | W | Cleveland Browns | Mile High Stadium | 73,244 | 82° | DeBerg | McDonald |
| Fri., Aug. 26* | 3-34 | L | Minnesota Vikings | Hubert H. Humphrey Metrodome | 59,435 | Ind. | Elway | Kramer |
| | 53-61 | | | | 259,765 | | | |

REGULAR SEASON (9-7 overall / 3rd AFC West (3-5 Div.) / 6-2 home / 3-5 away)

| Day/Date | Score | W/L | Opponent | Location | Attend. | Temp. | Den. QB | Opp. QB |
|----------------|---------|-----|---------------------|----------------------|---------|-------|---------|-----------|
| Sun., Sept. 4 | 14-10 | W | Pittsburgh Steelers | Three Rivers Stadium | 58,233 | 79° | Elway | Stoudt |
| Sun., Sept. 11 | 17-10 | W | Baltimore Colts | Memorial Stadium | 52,613 | 99° | Elway | Pagel |
| Sun., Sept. 18 | 10-13 | L | Philadelphia Eagles | Mile High Stadium | 74,202 | 73° | Elway | Jaworski |
| Sun., Sept. 25 | 7-22 | L | Los Angeles Raiders | Mile High Stadium | 74,289 | 76° | Elway | Plunkett |
| Sun., Oct. 2 | 14-31 | L | Chicago Bears | Soldier Field | 58,210 | 73° | Elway | McMahon |
| Sun., Oct. 9 | 26-14 | W | Houston Oilers | Astrodome | 44,209 | Ind. | DeBerg | Nielsen |
| Sun., Oct. 16 | 24-17 | W | Cincinnati Bengals | Mile High Stadium | 74,305 | 55° | DeBerg | Schoenert |
| Sun., Oct. 23 | 14-6 | W | San Diego Chargers | Mile High Stadium | 74,581 | 76° | DeBerg | Luther |
| Sun., Oct. 30 | 27-24 | W | Kansas City Chiefs | Mile High Stadium | 74,640 | 72° | DeBerg | Kenney |
| Sun., Nov. 6 | 19-27 | L | Seattle Seahawks | Kingdome | 61,189 | Ind. | DeBerg | Krieg |
| Sun., Nov. 13 | 20-22 | L | Los Angeles Raiders | L.A. Coliseum | 51,945 | 71° | Elway | Plunkett |
| Sun., Nov. 20 | 38-27 | W | Seattle Seahawks | Mile High Stadium | 74,710 | 50° | Kubiak | Krieg |
| Sun., Nov. 27 | 7-31 | L | San Diego Chargers | Jack Murphy Stadium | 43,650 | 68° | Elway | Fouts |
| Sun., Dec. 4 | 27-6 | W | Cleveland Browns | Mile High Stadium | 70,912 | 43° | Elway | Sipe |
| Sun., Dec. 11 | 21-19 | W | Baltimore Colts | Mile High Stadium | 74,854 | 44° | Elway | Pagel |
| Sun., Dec. 18 | 17-48 | L | Kansas City Chiefs | Arrowhead Stadium | 11,377 | 0° | Elway | Kenney |
| | 302-327 | | | | 973,188 | | | |

1983 AFC WILD CARD PLAYOFF GAME

| | | | | | | | | |
|---------------|------|---|------------------|----------|--------|------|--------|-------|
| Sat., Dec. 24 | 7-31 | L | Seattle Seahawks | Kingdome | 64,275 | Ind. | DeBerg | Krieg |
|---------------|------|---|------------------|----------|--------|------|--------|-------|

1984
HEAD COACH: Dan Reeves

PRESEASON (3-1)

| Day/Date | Score | W/L | Opponent | Location | Attend. | Temp. | Den. QB | Opp. QB |
|----------------|-------|-----|---------------------|-------------------------------|---------|-------|---------|----------|
| Sat., Aug. 4* | 13-16 | L | Washington Redskins | Mile High Stadium | 31,716 | 65° | Elway | Theisman |
| Sat., Aug. 11* | 21-20 | W | San Francisco 49ers | Mile High Stadium | 70,211 | 85° | Elway | Montana |
| Sat., Aug. 18* | 31-0 | W | Indianapolis Colts | Mile High Stadium | 68,951 | 75° | Elway | Pagel |
| Fri., Aug. 24* | 24-13 | W | Atlanta Falcons | Atlanta-Fulton County Stadium | 30,988 | 80° | Elway | Moroski |
| | 89-49 | | | | 201,866 | | | |

REGULAR SEASON (13-3 overall / 1st AFC West (6-2 Div.) / 7-1 home / 6-2 away)

| Day/Date | Score | W/L | Opponent | Location | Attend. | Temp. | Den. QB | Opp. QB |
|----------------|-------|-----|---------------------|-------------------|---------|-------|---------|------------|
| Sun., Sept. 2 | 20-17 | W | Cincinnati Bengals | Mile High Stadium | 74,178 | 75° | Elway | Anderson |
| Sun., Sept. 9 | 0-27 | L | Chicago Bears | Soldier Field | 54,335 | 69° | Kubiak | McMahon |
| Sun., Sept. 16 | 24-14 | W | Cleveland Browns | Cleveland Stadium | 61,980 | 52° | Elway | McDonald |
| Sun., Sept. 23 | 21-0 | W | Kansas City Chiefs | Mile High Stadium | 74,263 | 84° | Elway | Blackledge |
| Sun., Sept. 30 | 16-13 | W | Los Angeles Raiders | Mile High Stadium | 74,833 | 69° | Elway | Plunkett |
| Sun., Oct. 7 | 28-7 | W | Detroit Lions | Silverdome | 55,836 | Ind. | Elway | Danielson |
| Mon., Oct. 15* | 17-14 | W | Green Bay Packers | Mile High Stadium | 62,546 | 29° | Elway | Dickey |

| | | | | | | | | |
|---------------|---------|---|--------------------------|---------------------|-----------|------|--------|------------|
| Sun., Oct. 21 | 37-7 | W | Buffalo Bills | Rich Stadium | 31,204 | 70° | Elway | Ferguson |
| Sun., Oct. 28 | 22-19 | W | Los Angeles Raiders (OT) | L.A. Coliseum | 91,020 | 68° | Kubiak | Wilson, M. |
| Sun., Nov. 4 | 26-19 | W | New England Patriots | Mile High Stadium | 74,908 | 54° | Elway | Eason |
| Sun., Nov. 11 | 16-13 | W | San Diego Chargers | Jack Murphy Stadium | 53,162 | 69° | Elway | Fouts |
| Sun., Nov. 18 | 42-21 | W | Minnesota Vikings | Mile High Stadium | 74,716 | 52° | Elway | Kramer |
| Sun., Nov. 25 | 24-27 | L | Seattle Seahawks | Mile High Stadium | 74,922 | 47° | Elway | Krieg |
| Sun., Dec. 2 | 13-16 | L | Kansas City Chiefs | Arrowhead Stadium | 38,494 | 28° | Elway | Kenney |
| Sun., Dec. 9 | 16-13 | W | San Diego Chargers | Mile High Stadium | 74,867 | 59° | Elway | Luther |
| Sat., Dec. 15 | 31-14 | W | Seattle Seahawks | Kingdome | 64,411 | Ind. | Elway | Krieg |
| | 353-241 | | | | 1,032,737 | | | |

1984 AFC DIVISIONAL PLAYOFF GAME

| | | | | | | | | |
|---------------|-------|---|---------------------|-------------------|--------|-----|-------|--------|
| Sun., Dec. 30 | 17-24 | L | Pittsburgh Steelers | Mile High Stadium | 74,981 | 52° | Elway | Malone |
|---------------|-------|---|---------------------|-------------------|--------|-----|-------|--------|

1985
HEAD COACH: Dan Reeves

PRESEASON (2-2)

| Day/Date | Score | W/L | Opponent | Location | Attend. | Temp. | Den. QB | Opp. QB |
|----------------|-------|-----|---------------------|-------------------|---------|-------|------------|------------|
| Sat., Aug. 10* | 20-30 | L | New York Giants | Mile High Stadium | 49,374 | 81° | Elway | Rutledge |
| Mon., Aug. 19* | 20-13 | W | San Francisco 49ers | Candlestick Park | 55,425 | 65° | Elway | Montana |
| Sat., Aug. 24* | 20-3 | W | Indianapolis Colts | Mile High Stadium | 71,406 | 79° | Elway | Schlichter |
| Fri., Aug. 30* | 9-13 | L | Minnesota Vikings | Mile High Stadium | 69,373 | 88° | Stankavage | Kramer |
| | 69-59 | | | | 245,578 | | | |

REGULAR SEASON (11-5 overall / 2nd AFC West (5-3 Div.) / 6-2 home / 5-3 away)

| Day/Date | Score | W/L | Opponent | Location | Attend. | Temp. | Den. QB | Opp. QB |
|----------------|---------|-----|--------------------------|-------------------------------|-----------|-------|---------|------------|
| Sun., Sept. 8 | 16-20 | L | Los Angeles Rams | Anaheim Stadium | 52,522 | 86° | Elway | Brock |
| Sun., Sept. 15 | 34-23 | W | New Orleans Saints | Mile High Stadium | 74,488 | 81° | Elway | Wilson, D. |
| Sun., Sept. 22 | 44-28 | W | Atlanta Falcons | Atlanta-Fulton County Stadium | 37,903 | 80° | Elway | Barkowski |
| Sun., Sept. 29 | 26-30 | L | Miami Dolphins | Mile High Stadium | 73,614 | 29° | Elway | Marino |
| Sun., Oct. 6 | 31-20 | W | Houston Oilers | Mile High Stadium | 74,699 | 74° | Elway | Moon |
| Sun., Oct. 13 | 15-10 | W | Indianapolis Colts | Hoosier Dome | 60,128 | Ind. | Elway | Pagel |
| Sun., Oct. 20 | 13-10 | W | Seattle Seahawks (OT) | Mile High Stadium | 74,899 | 67° | Elway | Krieg |
| Sun., Oct. 27 | 30-10 | W | Kansas City Chiefs | Arrowhead Stadium | 68,248 | 70° | Elway | Kenney |
| Sun., Nov. 3 | 10-30 | L | San Diego Chargers | Jack Murphy Stadium | 57,312 | 75° | Elway | Fouts |
| Mon., Nov. 11* | 17-16 | W | San Francisco 49ers | Mile High Stadium | 73,173 | 20° | Elway | Montana |
| Sun., Nov. 17 | 30-24 | W | San Diego Chargers (OT) | Mile High Stadium | 74,376 | 41° | Elway | Fouts |
| Sun., Nov. 24 | 28-31 | L | Los Angeles Raiders (OT) | L.A. Coliseum | 63,161 | 63° | Elway | Wilson, M. |
| Sun., Dec. 1 | 31-23 | W | Pittsburgh Steelers | Three Rivers Stadium | 56,797 | 55° | Elway | Woodley |
| Sun., Dec. 8 | 14-17 | L | Los Angeles Raiders (OT) | Mile High Stadium | 75,042 | 36° | Elway | Wilson, M. |
| Sat., Dec. 14 | 14-13 | W | Kansas City Chiefs | Mile High Stadium | 69,209 | 51° | Elway | Blackledge |
| Fri., Dec. 20* | 27-24 | W | Seattle Seahawks | Kingdome | 56,283 | Ind. | Elway | Krieg |
| | 380-329 | | | | 1,041,854 | | | |

1986
HEAD COACH: Dan Reeves

PRESEASON (2-2)

| Day/Date | Score | W/L | Opponent | Location | Attend. | Temp. | Den. QB | Opp. QB |
|----------------|-------|-----|---------------------|-------------------|---------|-------|---------|---------|
| Sat., Aug. 9* | 7-10 | L | New Orleans Saints | Mile High Stadium | 47,408 | 73° | Elway | Hebert |
| Sat., Aug. 16* | 27-29 | L | Minnesota Vikings | Metrodome | 53,193 | Ind. | Elway | Kramer |
| Sat., Aug. 23* | 14-9 | W | San Francisco 49ers | Mile High Stadium | 73,592 | 67° | Elway | Kemp |
| Fri., Aug. 29* | 19-10 | W | Los Angeles Rams | Mile High Stadium | 71,737 | 84° | Elway | Dils |
| | 67-48 | | | | 245,930 | | | |

REGULAR SEASON (11-5 overall / 1st AFC West (5-3 Div.) / 7-1 home / 4-4 away)

| Day/Date | Score | W/L | Opponent | Location | Attend. | Temp. | Den. QB | Opp. QB |
|-----------------|---------|-----|----------------------|----------------------|-----------|-------|---------|------------|
| Sun., Sept. 7 | 38-36 | W | Los Angeles Raiders | Mile High Stadium | 75,695 | 51° | Elway | Wilson, M. |
| Mon., Sept. 15* | 21-10 | W | Pittsburgh Steelers | Three Rivers Stadium | 57,305 | 74° | Elway | Malone |
| Sun., Sept. 21 | 33-7 | W | Philadelphia Eagles | Veterans Stadium | 63,839 | 72° | Elway | Jaworski |
| Sun., Sept. 28 | 27-20 | W | New England Patriots | Mile High Stadium | 75,804 | 65° | Elway | Eason |
| Sun., Oct. 5 | 29-14 | W | Dallas Cowboys | Mile High Stadium | 76,082 | 59° | Elway | Pelluer |
| Sun., Oct. 12 | 31-14 | W | San Diego Chargers | Jack Murphy Stadium | 55,662 | 70° | Elway | Fouts |
| Mon., Oct. 20* | 10-22 | L | New York Jets | Giants Stadium | 73,759 | 51° | Elway | Ryan |
| Sun., Oct. 26 | 20-13 | W | Seattle Seahawks | Mile High Stadium | 76,089 | 66° | Elway | Krieg |
| Sun., Nov. 2 | 21-10 | W | Los Angeles Raiders | L.A. Coliseum | 90,153 | 81° | Elway | Wilson, W. |
| Sun., Nov. 9 | 3-9 | L | San Diego Chargers | Mile High Stadium | 75,012 | 44° | Elway | Flick |
| Sun., Nov. 16 | 38-17 | W | Kansas City Chiefs | Mile High Stadium | 75,745 | 62° | Elway | Kenney |
| Sun., Nov. 23 | 16-19 | L | New York Giants | Giants Stadium | 75,116 | 50° | Elway | Simms |
| Sun., Nov. 30 | 34-28 | W | Cincinnati Bengals | Mile High Stadium | 58,705 | 31° | Elway | Eason |
| Sun., Dec. 7 | 10-37 | L | Kansas City Chiefs | Arrowhead Stadium | 47,019 | 45° | Elway | Blackledge |
| Sat., Dec. 13 | 31-30 | W | Washington Redskins | Mile High Stadium | 75,905 | 53° | Elway | Schroeder |
| Sat., Dec. 20 | 16-41 | L | Seattle Seahawks | Kingdome | 63,697 | Ind. | Elway | Krieg |
| | 378-327 | | | | 1,178,074 | | | |

1986 AFC DIVISIONAL PLAYOFF GAME

| | | | | | | | | |
|--------------|-------|---|----------------------|-------------------|--------|-----|-------|-------|
| Sun., Jan. 4 | 22-17 | W | New England Patriots | Mile High Stadium | 75,262 | 65° | Elway | Eason |
|--------------|-------|---|----------------------|-------------------|--------|-----|-------|-------|

1986 AFC CHAMPIONSHIP GAME

| | | | | | | | | |
|---------------|-------|---|-----------------------|-------------------|--------|-----|-------|-------|
| Sun., Jan. 11 | 23-20 | W | Cleveland Browns (OT) | Cleveland Stadium | 79,973 | 30° | Elway | Kosar |
|---------------|-------|---|-----------------------|-------------------|--------|-----|-------|-------|

SUPER BOWL XXI

| | | | | | | | | |
|---------------|-------|---|-----------------|-----------------------------|---------|-----|-------|-------|
| Sun., Jan. 25 | 20-39 | L | New York Giants | Rose Bowl, Pasadena, Calif. | 101,063 | 76° | Elway | Simms |
|---------------|-------|---|-----------------|-----------------------------|---------|-----|-------|-------|

1987

HEAD COACH: Dan Reeves

PRESEASON (3-2)

| Day/Date | Score | W/L | Opponent | Location | Attend. | Temp. | Den. QB | Opp. QB |
|----------------|---------|-----|-------------------|---|---------|-------|---------|------------|
| Sun., Aug. 9 | 27-28 | L | Los Angeles Rams | Wembley Stadium (London, England; American Bowl) | 72,786 | 64° | Elway | Everett |
| Sat., Aug. 15* | 20-14 | W | Green Bay Packers | Sun Devil Stadium (Tempe, Ariz.) | 67,500 | 98° | Elway | Fusina |
| Mon., Aug. 24* | 31-28 | W | Miami Dolphins | Mile High Stadium | 74,288 | 61° | Elway | Strock |
| Sat., Aug. 29* | 24-20 | W | Los Angeles Rams | Anaheim Stadium | 54,254 | 72° | Elway | Everett |
| Thu., Sept. 3* | 17-27 | L | Minnesota Vikings | Mile High Stadium | 74,081 | 83° | Elway | Wilson, W. |
| | 119-117 | | | | 342,909 | | | |

REGULAR SEASON (10-4-1 overall / 1st AFC West (7-1 Div.) / 7-1 home / 3-3-1 away)

| Day/Date | Score | W/L | Opponent | Location | Attend. | Temp. | Den. QB | Opp. QB |
|-----------------|---------|-----|--------------------------|--|---------|-------|---------|------------|
| Sun., Sept. 13 | 40-17 | W | Seattle Seahawks | Mile High Stadium | 75,999 | 85° | Elway | Krieg |
| Sun., Sept. 20 | 17-17 | T | Green Bay Packers (OT) | Milwaukee County Stadium at Cleveland | 50,624 | 58° | Elway | Majkowski |
| Mon., Sept. 28* | | | canceled/players' strike | | | | | |
| Sun., Oct. 4 | 10-40 | L | †Houston Oilers | Mile High Stadium | 38,494 | 81° | Karcher | Pease |
| Mon., Oct. 12* | 30-14 | W | †Los Angeles Raiders | Mile High Stadium | 61,230 | 67° | Krieg | Evans, V. |
| Sun., Oct. 18 | 26-17 | W | †Kansas City Chiefs | Arrowhead Stadium | 20,296 | 71° | Karcher | Hudson |
| | | | †"Replacement Games" | | | | | |
| Mon., Oct. 26* | 27-34 | L | Minnesota Vikings | Metrodome | 51,011 | Ind. | Elway | Wilson, W. |
| Sun., Nov. 1 | 34-0 | W | Detroit Lions | Mile High Stadium | 75,172 | 67° | Elway | Long |
| Sun., Nov. 8 | 14-21 | L | Buffalo Bills | Rich Stadium | 63,698 | 53° | Elway | Kelly |
| Mon., Nov. 16* | 31-29 | W | Chicago Bears | Mile High Stadium | 75,783 | 72° | Elway | McMahon |
| Sun., Nov. 22 | 31-17 | W | Los Angeles Raiders | L.A. Coliseum | 61,318 | 72° | Elway | Wilson, M. |
| Sun., Nov. 29 | 31-17 | W | San Diego Chargers | Jack Murphy Stadium | 61,880 | 68° | Elway | Fouts |
| Sun., Dec. 6 | 31-20 | W | New England Patriots | Mile High Stadium | 75,795 | 58° | Elway | Ramsey, T. |
| Sun., Dec. 13* | 21-28 | L | Seattle Seahawks | Kingdome | 61,759 | Ind. | Elway | Krieg |
| Sat., Dec. 19 | 20-17 | W | Kansas City Chiefs | Mile High Stadium | 75,053 | 35° | Elway | Kenney |
| Sun., Dec. 27 | 24-0 | W | San Diego Chargers | Mile High Stadium | 37,500 | 20° | Elway | Herrmann |
| | 379-288 | | | | 869,301 | | | |

1987 AFC DIVISIONAL PLAYOFF GAME

| | | | | | | | | |
|---------------|-------|---|----------------|-------------------|--------|-----|-------|------|
| Sun., Jan. 10 | 34-10 | W | Houston Oilers | Mile High Stadium | 75,440 | 45° | Elway | Moon |
|---------------|-------|---|----------------|-------------------|--------|-----|-------|------|

1987 AFC CHAMPIONSHIP GAME

| | | | | | | | | |
|---------------|-------|---|------------------|-------------------|--------|-----|-------|-------|
| Sun., Jan. 17 | 38-33 | W | Cleveland Browns | Mile High Stadium | 76,197 | 44° | Elway | Kosar |
|---------------|-------|---|------------------|-------------------|--------|-----|-------|-------|

SUPER BOWL XXII

| | | | | | | | | |
|---------------|-------|---|---------------------|--------------------------------|--------|-----|-------|--------------|
| Sun., Jan. 31 | 10-42 | L | Washington Redskins | Jack Murphy Stadium, San Diego | 73,302 | 61° | Elway | Williams, D. |
|---------------|-------|---|---------------------|--------------------------------|--------|-----|-------|--------------|

1988

HEAD COACH: Dan Reeves

PRESEASON (3-1)

| Day/Date | Score | W/L | Opponent | Location | Attend. | Temp. | Den. QB | Opp. QB |
|----------------|--------|-----|---------------------|--------------------|---------|-------|---------|----------|
| Wed., Aug. 3* | 40-31 | W | Los Angeles Rams | Anaheim Stadium | 43,978 | 70° | Elway | Everett |
| Sat., Aug. 3* | 34-24 | W | San Francisco 49ers | Mile High Stadium | 75,067 | 87° | Elway | Young |
| Fri., Aug. 19* | 13-16 | L | Miami Dolphins (OT) | Joe Robbie Stadium | 49,795 | 81° | Elway | Marino |
| Thu., Aug. 25* | 21-20 | W | Indianapolis Colts | Mile High Stadium | 73,957 | 81° | Elway | Hogeboom |
| | 108-91 | | | | 242,797 | | | |

REGULAR SEASON (8-8 overall / 2nd AFC West (3-5 Div.) / 6-2 home / 2-6 away)

| Day/Date | Score | W/L | Opponent | Location | Attend. | Temp. | Den. QB | Opp. QB |
|-----------------|---------|-----|--------------------------|----------------------|-----------|-------|---------|------------|
| Sun., Sept. 4 | 14-21 | L | Seattle Seahawks | Mile High Stadium | 75,986 | 77° | Elway | Krieg |
| Sun., Sept. 11 | 34-3 | W | San Diego Chargers | Mile High Stadium | 75,359 | 78° | Elway | Laufenberg |
| Sun., Sept. 18 | 13-20 | L | Kansas City Chiefs | Arrowhead Stadium | 63,268 | 73° | Elway | DeBerg |
| Mon., Sept. 26* | 27-30 | L | Los Angeles Raiders (OT) | Mile High Stadium | 75,964 | 81° | Elway | Schroeder |
| Sun., Oct. 2 | 12-0 | W | San Diego Chargers | Jack Murphy Stadium | 55,763 | 71° | Elway | Laufenberg |
| Sun., Oct. 9 | 16-13 | W | San Francisco 49ers (OT) | Candlestick Park | 61,711 | 74° | Elway | Montana |
| Sun., Oct. 16 | 30-14 | W | Atlanta Falcons | Mile High Stadium | 75,287 | 77° | Elway | Dils |
| Sun., Oct. 23 | 21-39 | L | Pittsburgh Steelers | Three Rivers Stadium | 49,811 | 50° | Kubiak | Blackledge |
| Mon., Oct. 31* | 23-55 | L | Indianapolis Colts | Hoosier Dome | 60,544 | Ind. | Elway | Chandler |
| Sun., Nov. 6 | 17-11 | W | Kansas City Chiefs | Mile High Stadium | 74,227 | 63° | Elway | Kenney |
| Sun., Nov. 13 | 30-7 | W | Cleveland Browns | Mile High Stadium | 75,806 | 68° | Elway | Kosar |
| Sun., Nov. 20 | 0-42 | L | New Orleans Saints | Superdome | 68,075 | Ind. | Elway | Hebert |
| Sun., Nov. 27 | 35-24 | W | Los Angeles Rams | Mile High Stadium | 74,141 | 31° | Elway | Everett |
| Sun., Dec. 4 | 20-21 | L | Los Angeles Raiders | L.A. Coliseum | 65,561 | 72° | Elway | Schroeder |
| Sun., Dec. 11* | 14-42 | L | Seattle Seahawks | Kingdome | 62,838 | Ind. | Elway | Krieg |
| Sat., Dec. 17 | 21-10 | W | New England Patriots | Mile High Stadium | 70,910 | 50° | Elway | Eason |
| | 327-352 | | | | 1,085,251 | | | |

1989

HEAD COACH: Dan Reeves

PRESEASON (2-2)

| Day/Date | Score | W/L | Opponent | Location | Attend. | Temp. | Den. QB | Opp. QB |
|----------------|--------|-----|---------------------|-------------------|---------|-------|---------|----------|
| Sat., Aug. 12* | 17-13 | W | Los Angeles Rams | Mile High Stadium | 70,049 | 65° | Elway | Everett |
| Sat., Aug. 19* | 17-35 | L | San Francisco 49ers | Candlestick Park | 58,641 | 68° | Karcher | Montana |
| Sat., Aug. 26* | 24-21 | W | Dallas Cowboys (OT) | Mile High Stadium | 74,076 | 83° | Elway | Aikman |
| Sat., Sept. 2* | 34-38 | L | Indianapolis Colts | Hoosier Dome | 55,128 | Ind. | Elway | Chandler |
| | 92-107 | | | | 257,894 | | | |

REGULAR SEASON (11-5 overall / 1st AFC West (6-2 Div.) / 6-2 home / 5-3 away)

| Day/Date | Score | W/L | Opponent | Location | Attend. | Temp. | Den. QB | Opp. QB |
|-----------------|-------|-----|---------------------|-------------------|---------|-------|---------|-----------|
| Sun., Sept. 10 | 34-20 | W | Kansas City Chiefs | Mile High Stadium | 74,284 | 64° | Elway | DeBerg |
| Mon., Sept. 18* | 28-14 | W | Buffalo Bills | Rich Stadium | 78,176 | 60° | Elway | Kelly |
| Sun., Sept. 24 | 31-21 | W | Los Angeles Raiders | Mile High Stadium | 75,754 | 80° | Elway | Schroeder |
| Sun., Oct. 1 | 13-16 | L | Cleveland Browns | Cleveland Stadium | 78,637 | 70° | Elway | Kosar |
| Sun., Oct. 8 | 16-10 | W | San Diego Chargers | Mile High Stadium | 75,222 | 72° | Elway | McMahon |

358

| | | | | | | | | |
|----------------|---------|---|--------------------------|---------------------|-----------|------|--------|------------|
| Sun., Oct. 15 | 14-3 | W | Indianapolis Colts | Mile High Stadium | 74,680 | 50° | Elway | Trudeau |
| Sun., Oct. 22 | 24-21 | W | Seattle Seahawks (OT) | Kingdome | 62,353 | Ind. | Elway | Krieg |
| Sun., Oct. 29 | 24-28 | L | Philadelphia Eagles | Mile High Stadium | 75,065 | 42° | Elway | Cunningham |
| Sun., Nov. 5 | 34-7 | W | Pittsburgh Steelers | Mile High Stadium | 74,739 | 55° | Elway | Brister |
| Sun., Nov. 12 | 16-13 | W | Kansas City Chiefs | Arrowhead Stadium | 76,245 | 57° | Elway | Pelluer |
| Mon., Nov. 20* | 14-10 | W | Washington Redskins | RFK Stadium | 52,975 | 66° | Kubiak | Rypien |
| Sun., Nov. 26 | 41-14 | W | Seattle Seahawks | Mile High Stadium | 75,117 | 61° | Elway | Stoffner |
| Sun., Dec. 3 | 13-16 | L | Los Angeles Raiders (OT) | L.A. Coliseum | 87,560 | 78° | Elway | Beuerlein |
| Sun., Dec. 10 | 7-14 | L | New York Giants | Mile High Stadium | 63,283 | 23° | Elway | Simms |
| Sat., Dec. 16 | 37-0 | W | Phoenix Cardinals | Sun Devil Stadium | 56,071 | 59° | Elway | Rosebach |
| Sun., Dec. 24 | 16-19 | L | San Diego Chargers | Jack Murphy Stadium | 50,524 | 73° | Elway | Tolliver |
| | 362-226 | | | | 1,130,686 | | | |

1989 AFC DIVISIONAL PLAYOFF GAME

| | | | | | | | | |
|--------------|-------|---|---------------------|-------------------|--------|-----|-------|---------|
| Sun., Jan. 7 | 24-23 | W | Pittsburgh Steelers | Mile High Stadium | 75,477 | 55° | Elway | Brister |
|--------------|-------|---|---------------------|-------------------|--------|-----|-------|---------|

1989 AFC CHAMPIONSHIP GAME

| | | | | | | | | |
|---------------|-------|---|------------------|-------------------|--------|-----|-------|-------|
| Sun., Jan. 14 | 37-21 | W | Cleveland Browns | Mile High Stadium | 76,046 | 53° | Elway | Kosar |
|---------------|-------|---|------------------|-------------------|--------|-----|-------|-------|

SUPER BOWL XXIV

| | | | | | | | | |
|---------------|-------|---|---------------------|----------------------------------|--------|------|-------|---------|
| Sun., Jan. 28 | 10-55 | L | San Francisco 49ers | Louisiana Superdome, New Orleans | 72,919 | Ind. | Elway | Montana |
|---------------|-------|---|---------------------|----------------------------------|--------|------|-------|---------|

1990

HEAD COACH: Dan Reeves

PRESEASON (3-2)

| Day/Date | Score | W/L | Opponent | Location | Attend. | Temp. | Den. QB | Opp. QB |
|----------------|-------|-----|---------------------|---|---------|-------|---------|-----------|
| Sun., Aug. 5 | 10-7 | W | Seattle Seahawks | Tokyo Dome (Tokyo, Japan; American Bowl; Sun. 11 a.m. in Tokyo/Sat. 10 p.m. in Denver) | 48,827 | Ind. | Elway | Krieg |
| Sat., Aug. 11* | 16-7 | W | Indianapolis Colts | Hoosier Dome | 51,044 | Ind. | Elway | Trudeau |
| Mon., Aug. 20* | 24-27 | L | San Francisco 49ers | Mile High Stadium | 74,164 | 78° | Elway | Montana |
| Sat., Aug. 25* | 16-17 | L | Miami Dolphins | Joe Robbie Stadium | 44,897 | 80° | Elway | Marino |
| Fri., Aug. 31* | 25-14 | W | Phoenix Cardinals | Mile High Stadium | 71,082 | 71° | Elway | Rosenbach |
| | 91-72 | | | | 290,014 | | | |

REGULAR SEASON (5-11 overall / 5th AFC West (3-5 Div.) / 4-4 home / 1-7 away)

| Day/Date | Score | W/L | Opponent | Location | Attend. | Temp. | Den. QB | Opp. QB |
|-----------------|---------|-----|-----------------------|---------------------|-----------|-------|---------|-----------|
| Sun., Sept. 9 | 9-14 | L | Los Angeles Raiders | L.A. Coliseum | 54,206 | 94° | Elway | Schroeder |
| Mon., Sept. 17* | 24-23 | W | Kansas City Chiefs | Mile High Stadium | 75,277 | 63° | Elway | DeBerg |
| Sun., Sept. 23 | 34-31 | W | Seattle Seahawks (OT) | Mile High Stadium | 75,290 | 72° | Elway | Krieg |
| Sun., Sept. 30 | 28-29 | L | Buffalo Bills | Rich Stadium | 74,393 | 60° | Elway | Kelly |
| Mon., Oct. 8* | 29-30 | L | Cleveland Browns | Mile High Stadium | 74,814 | 35° | Elway | Kosar |
| Sun., Oct. 14 | 17-34 | L | Pittsburgh Steelers | Mile High Stadium | 74,285 | 58° | Elway | Brister |
| Sat., Oct. 21 | 27-17 | W | Indianapolis Colts | Hoosier Dome | 29,850 | Ind. | Elway | Trudeau |
| Sun., Nov. 4* | 22-27 | L | Minnesota Vikings | Metrodome | 57,331 | Ind. | Elway | Gannon |
| Sun., Nov. 11 | 7-19 | L | San Diego Chargers | Jack Murphy Stadium | 59,557 | 85° | Elway | Tolliver |
| Sun., Nov. 18 | 13-16 | L | Chicago Bears (OT) | Mile High Stadium | 75,013 | 61° | Elway | Harbaugh |
| Thu., Nov. 22 | 27-40 | L | Detroit Lions | Silverdome | 73,896 | Ind. | Elway | Gagliano |
| Sun., Dec. 2 | 20-23 | L | Los Angeles Raiders | Mile High Stadium | 74,162 | 35° | Elway | Schroeder |
| Sun., Dec. 9 | 20-31 | L | Kansas City Chiefs | Arrowhead Stadium | 74,347 | 66° | Elway | DeBerg |
| Sun., Dec. 16 | 20-10 | W | San Diego Chargers | Mile High Stadium | 64,919 | 47° | Elway | Tolliver |
| Sun., Dec. 23* | 12-17 | L | Seattle Seahawks | Kingdome | 55,845 | Ind. | Elway | Krieg |
| Sun., Dec. 30 | 22-13 | W | Green Bay Packers | Mile High Stadium | 46,943 | 38° | Elway | Dilweg |
| (Bye Oct. 28) | 331-374 | | | | 1,071,128 | | | |

1991

HEAD COACH: Dan Reeves

PRESEASON (2-3)

| Day/Date | Score | W/L | Opponent | Location | Attend. | Temp. | Den. QB | Opp. QB |
|----------------|-------|-----|---------------------|-----------------------------|---------|-------|---------|---------|
| Sat., July 27 | 3-14 | L | Detroit Lions | Canton, Ohio (Hall of Fame) | 23,815 | 69° | Elway | Peete |
| Fri., Aug. 2* | 10-3 | W | Indianapolis Colts | Mile High Stadium | 75,375 | 62° | Elway | George |
| Wed., Aug. 7* | 6-24 | L | San Francisco 49ers | Candlestick Park | 54,170 | 75° | Elway | Young |
| Mon., Aug. 19* | 21-13 | W | Miami Dolphins | Mile High Stadium | 72,555 | 66° | Elway | Marino |
| Fri., Aug. 23* | 10-34 | L | Phoenix Cardinals | Sun Devil Stadium | 38,372 | 102° | Elway | Tupa |
| | 50-88 | | | | 264,287 | | | |

REGULAR SEASON (12-4 overall / 1st AFC West (5-3 Div.) / 7-1 home / 5-3 away)

| Day/Date | Score | W/L | Opponent | Location | Attend. | Temp. | Den. QB | Opp. QB |
|-----------------|---------|-----|----------------------|---------------------|-----------|-------|---------|------------|
| Sun., Sept. 1 | 45-14 | W | Cincinnati Bengals | Mile High Stadium | 72,855 | 84° | Elway | Esiason |
| Sun., Sept. 8 | 13-16 | L | Los Angeles Raiders | L.A. Coliseum | 48,569 | 79° | Elway | Schroeder |
| Sun., Sept. 15 | 16-10 | W | Seattle Seahawks | Mile High Stadium | 74,152 | 64° | Elway | Kemp |
| Sun., Sept. 22 | 27-19 | W | San Diego Chargers | Mile High Stadium | 73,258 | 57° | Elway | Friesz |
| Sun., Sept. 29* | 13-6 | W | Minnesota Vikings | Metrodome | 55,031 | Ind. | Elway | Wilson, W. |
| Sun., Oct. 6 | 14-42 | L | Houston Oilers | Astrodome | 59,145 | Ind. | Elway | Moon |
| Sun., Oct. 20 | 19-16 | W | Kansas City Chiefs | Mile High Stadium | 75,866 | 64° | Elway | DeBerg |
| Sun., Oct. 27 | 9-6 | W | New England Patriots | Foxboro Stadium | 43,994 | 76° | Elway | Millen |
| Sun., Nov. 3* | 20-13 | W | Pittsburgh Steelers | Mile High Stadium | 70,973 | 23° | Elway | O'Donnell |
| Sun., Nov. 10 | 16-17 | L | Los Angeles Raiders | Mile High Stadium | 75,896 | 46° | Elway | Schroeder |
| Sun., Nov. 17 | 24-20 | W | Kansas City Chiefs | Arrowhead Stadium | 74,661 | 59° | Elway | DeBerg |
| Sun., Nov. 24 | 10-13 | L | Seattle Seahawks | Kingdome | 60,430 | Ind. | Elway | Krieg |
| Sun., Dec. 1 | 20-3 | W | New England Patriots | Mile High Stadium | 67,116 | 23° | Elway | Millen |
| Sun., Dec. 8 | 17-7 | W | Cleveland Browns | Cleveland Stadium | 73,539 | 57° | Elway | Kosar |
| Sun., Dec. 15 | 24-19 | W | Phoenix Cardinals | Mile High Stadium | 74,098 | 49° | Elway | Chandler |
| Sun., Dec. 22 | 17-14 | W | San Diego Chargers | Jack Murphy Stadium | 51,449 | 64° | Elway | Friesz |
| (Bye Oct. 13) | 304-235 | | | | 1,053,275 | | | |

1991 AFC DIVISIONAL PLAYOFF GAME

| | | | | | | | | |
|--------------|-------|---|----------------|-------------------|--------|-----|-------|------|
| Sat., Jan. 4 | 26-24 | W | Houston Oilers | Mile High Stadium | 75,301 | 36° | Elway | Moon |
|--------------|-------|---|----------------|-------------------|--------|-----|-------|------|

1991 AFC CHAMPIONSHIP GAME

| | | | | | | | | |
|---------------|------|---|---------------|--------------|--------|-----|-------|-------|
| Sun., Jan. 12 | 7-10 | L | Buffalo Bills | Rich Stadium | 80,272 | 42° | Elway | Kelly |
|---------------|------|---|---------------|--------------|--------|-----|-------|-------|

359

1992

HEAD COACH: Dan Reeves

PRESEASON (1-4)

| Day/Date | Score | W/L | Opponent | Location | Attend. | Temp. | Den. QB | Opp. QB |
|----------------|-------|-----|----------------------|---|---------|-------|---------|-----------|
| Mon., Aug. 3* | 7-13 | L | San Francisco 49ers | Candlestick Park | 50,435 | 64° | Pelluer | Young |
| Sat., Aug. 8* | 31-10 | W | Tampa Bay Buccaneers | Mile High Stadium | 66,521 | 91° | Elway | Testavede |
| Sat., Aug. 15* | 27-31 | L | Miami Dolphins | Olympic Stadium (Berlin, Germany; American Bowl; 7 p.m. in Berlin/11 a.m. in Denver) | 60,813 | 64° | Elway | Marino |
| Sat., Aug. 22* | 3-17 | L | Dallas Cowboys | Texas Stadium | 61,485 | 83° | Elway | Aikman |
| Fri., Aug. 28* | 17-21 | L | Phoenix Cardinals | Mile High Stadium | 66,743 | 80° | Elway | Rosenbach |
| | 75-92 | | | | 305,997 | | | |

REGULAR SEASON (8-8 overall / 3rd AFC West (4-4 Div.) / 7-1 home / 1-7 away)

| Day/Date | Score | W/L | Opponent | Location | Attend. | Temp. | Den. QB | Opp. QB |
|----------------|---------|-----|-----------------------|---------------------|-----------|-------|---------|------------|
| Sun., Sept. 6* | 17-13 | W | Los Angeles Raiders | Mile High Stadium | 75,418 | 78° | Elway | Schroeder |
| Sun., Sept. 13 | 21-13 | W | San Diego Chargers | Mile High Stadium | 74,367 | 84° | Elway | Humphries |
| Sun., Sept. 20 | 0-30 | L | Philadelphia Eagles | Veterans Stadium | 65,833 | 72° | Elway | Cunningham |
| Sun., Sept. 27 | 12-0 | W | Cleveland Browns | Cleveland Stadium | 78,064 | 69° | Elway | Tomczak |
| Sun., Oct. 4 | 20-19 | W | Kansas City Chiefs | Mile High Stadium | 75,629 | 76° | Elway | Krieg |
| Mon., Oct. 12* | 3-34 | L | Washington Redskins | RFK Stadium | 56,371 | 60° | Elway | Rypien |
| Sun., Oct. 18 | 27-21 | W | Houston Oilers | Mile High Stadium | 74,827 | 72° | Elway | Moon |
| Sun., Oct. 25 | 21-24 | L | San Diego Chargers | Jack Murphy Stadium | 53,576 | 71° | Elway | Humphries |
| Sun., Nov. 8 | 27-16 | W | New York Jets | Mile High Stadium | 74,678 | 55° | Elway | Nagle |
| Sun., Nov. 15* | 27-13 | W | New York Giants | Mile High Stadium | 75,269 | 56° | Elway | Hostetler |
| Sun., Nov. 22 | 0-24 | L | Los Angeles Raiders | L.A. Coliseum | 50,011 | 67° | Maddox | Schroeder |
| Mon., Nov. 30* | 13-16 | L | Seattle Seahawks (OT) | Kingdome | 51,612 | Ind. | Maddox | Stouffer |
| Sun., Dec. 6 | 17-21 | L | Dallas Cowboys | Mile High Stadium | 74,946 | 31° | Maddox | Aikman |
| Sat., Dec. 12 | 17-27 | L | Buffalo Bills | Rich Stadium | 71,740 | 37° | Maddox | Kelly |
| Sun., Dec. 20 | 10-6 | W | Seattle Seahawks | Mile High Stadium | 72,570 | 44° | Elway | Gelbaugh |
| Sun., Dec. 27 | 20-42 | L | Kansas City Chiefs | Arrowhead Stadium | 76,240 | 45° | Elway | Krieg |
| (Bye Nov. 1) | 262-329 | | | | 1,108,833 | | | |

1993

HEAD COACH: Wade Phillips

PRESEASON (2-2)

| Day/Date | Score | W/L | Opponent | Location | Attend. | Temp. | Den. QB | Opp. QB |
|----------------|-------|-----|----------------------|-------------------|---------|-------|---------|--------------|
| Sat., Aug. 7* | 23-7 | W | Tampa Bay Buccaneers | Tampa Stadium | 38,020 | 90° | Elway | Erickson, C. |
| Mon., Aug. 16* | 13-16 | L | San Francisco 49ers | Mile High Stadium | 71,921 | 92° | Elway | Bono |
| Fri., Aug. 20* | 34-24 | W | Miami Dolphins | Mile High Stadium | 59,383 | 78° | Elway | Marino |
| Fri., Aug. 27* | 9-34 | L | Phoenix Cardinals | Sun Devil Stadium | 44,207 | 78° | Elway | Beuerlein |
| | 79-61 | | | | 213,531 | | | |

REGULAR SEASON (9-7 overall / 3rd AFC West (4-4 Div.) / 5-3 home / 4-4 away)

| Day/Date | Score | W/L | Opponent | Location | Attend. | Temp. | Den. QB | Opp. QB |
|-------------------------|---------|-----|--------------------------|---------------------|-----------|-------|---------|--------------|
| Sun., Sept. 5 | 26-20 | W | New York Jets | Giants Stadium | 68,130 | 81° | Elway | Esiason |
| Sun., Sept. 12 | 34-17 | W | San Diego Chargers | Mile High Stadium | 75,074 | 91° | Elway | Humphries |
| Mon., Sept. 20* | 7-15 | L | Kansas City Chiefs | Arrowhead Stadium | 78,453 | 74° | Elway | Montana |
| Sun., Oct. 3 | 35-13 | W | Indianapolis Colts | Mile High Stadium | 74,953 | 80° | Elway | Trudea |
| Sun., Oct. 10 | 27-30 | L | Green Bay Packers | Lambeau Field | 58,943 | 43° | Elway | Favre |
| Mon., Oct. 18 | 20-23 | L | Los Angeles Raiders | Mile High Stadium | 75,712 | 44° | Elway | Hostetler |
| Sun., Oct. 31 | 28-17 | W | Seattle Seahawks | Mile High Stadium | 73,644 | 62° | Elway | Mirer |
| Sun., Nov. 7 | 29-14 | W | Cleveland Browns | Cleveland Stadium | 77,818 | 36° | Elway | Kosar |
| Sun., Nov. 14 | 23-26 | L | Minnesota Vikings | Mile High Stadium | 67,329 | 30° | Elway | Salisbury |
| Sun., Nov. 21 | 37-13 | W | Pittsburgh Steelers | Mile High Stadium | 74,840 | 58° | Elway | O'Donnell |
| Sun., Nov. 28 | 17-9 | W | Seattle Seahawks | Kingdome | 57,812 | Ind. | Elway | Mirer |
| Sun., Dec. 5 | 10-13 | L | San Diego Chargers | Jack Murphy Stadium | 60,233 | 72° | Elway | Humphries |
| Sun., Dec. 12 | 27-21 | W | Kansas City Chiefs | Mile High Stadium | 75,822 | 51° | Elway | Montana |
| Sat., Dec. 18 | 13-3 | W | Chicago Bears | Soldier Field | 53,056 | 39° | Elway | Willis |
| Sun., Dec. 26 | 10-17 | L | Tampa Bay Buccaneers | Mile High Stadium | 73,434 | 57° | Elway | Erickson, C. |
| Sun., Jan. 2 | 30-33 | L | Los Angeles Raiders (OT) | L.A. Coliseum | 66,904 | 76° | Elway | Hostetler |
| (Bye Sept. 2 & Oct. 24) | 373-284 | | | | 1,112,157 | | | |

1993 AFC WILD CARD PLAYOFF GAME

| | | | | | | | | |
|--------------|-------|---|---------------------|---------------|--------|-----|-------|-----------|
| Sun., Jan. 9 | 24-42 | L | Los Angeles Raiders | L.A. Coliseum | 65,314 | 73° | Elway | Hostetler |
|--------------|-------|---|---------------------|---------------|--------|-----|-------|-----------|

1994

HEAD COACH: Wade Phillips

PRESEASON (2-3)

| Day/Date | Score | W/L | Opponent | Location | Attend. | Temp. | Den. QB | Opp. QB |
|----------------|---------|-----|---------------------|---|---------|-------|---------|-----------|
| Sun., July 31* | 22-25 | L | Los Angeles Raiders | Olympic Stadium (Barcelona, Spain; American Bowl; Sun. 7 p.m. in Barcelona/Sun. 11 a.m. in Denver) | 37,406 | 84° | Elway | Hostetler |
| Sat., Aug. 6* | 37-16 | W | Atlanta Falcons | Mile High Stadium | 72,231 | 92° | Elway | George |
| Fri., Aug. 12* | 3-20 | L | San Francisco 49ers | Candlestick Park | 52,429 | 75° | Elway | Young |
| Sun., Aug. 21 | 10-34 | L | Dallas Cowboys | Texas Stadium | 63,923 | 84° | Elway | Aikman |
| Thu., Aug. 25* | 30-21 | W | Arizona Cardinals | Mile High Stadium | 70,075 | 84° | Millen | Beuerlein |
| | 102-116 | | | | 258,695 | | | |

REGULAR SEASON (7-9 overall / 4th AFC West (4-4 Div.) / 4-4 home / 3-5 away)

| Day/Date | Score | W/L | Opponent | Location | Attend. | Temp. | Den. QB | Opp. QB |
|-----------------|-------|-----|---------------------|---------------------|---------|-------|---------|------------|
| Sun., Sept. 4* | 34-37 | L | San Diego Chargers | Mile High Stadium | 74,032 | 87° | Elway | Humphries |
| Sun., Sept. 11 | 22-25 | L | New York Jets (OT) | Giants Stadium | 73,436 | 69° | Elway | Esiason |
| Sun., Sept. 18 | 16-48 | L | Los Angeles Raiders | Mile High Stadium | 75,764 | 83° | Elway | Hostetler |
| Mon., Sept. 26* | 20-27 | L | Buffalo Bills | Rich Stadium | 75,373 | 62° | Elway | Kelly |
| Sun., Oct. 9 | 16-9 | W | Seattle Seahawks | Husky Stadium | 63,872 | 64° | Elway | Mirer |
| Mon., Oct. 17 | 28-31 | L | Kansas City Chiefs | Mile High Stadium | 75,151 | 42° | Elway | Montana |
| Sun., Oct. 23 | 20-15 | W | San Diego Chargers | Jack Murphy Stadium | 61,626 | 69° | Elway | Humphries |
| Sun., Oct. 30 | 26-14 | W | Cleveland Browns | Mile High Stadium | 73,190 | 40° | Elway | Testaverde |

1995

HEAD COACH: Mike Shanahan

PRESEASON (3-2)

| Day/Date | Score | W/L | Opponent | Location | Attend. | Temp. | Den. QB | Opp. QB |
|----------------|-------|-----|----------------------|---|---------|-------|---------|-----------|
| Sat., July 29* | 9-7 | W | San Francisco 49ers | Mile High Stadium | 71,182 | 89° | Elway | Young |
| Sun., Aug. 6 | 24-10 | W | San Francisco 49ers | Tokyo Dome (Tokyo, Japan; American Bowl; Sunday a.m. in Tokyo/Sat. p.m. in Denver) | 48,526 | Ind. | Elway | Young |
| Sat., Aug. 12* | 10-19 | L | Carolina Panthers | Clemson Stadium | 57,017 | 93° | Elway | Reich |
| Mon., Aug. 21* | 20-17 | W | Dallas Cowboys | Mile High Stadium | 72,451 | 82° | Elway | Aikman |
| Fri., Aug. 25* | 17-23 | L | Jacksonville Jaguars | Jacksonville Municipal Stadium | 66,023 | 82° | Millen | Beuerlein |
| | 80-76 | | | | 315,199 | | | |

REGULAR SEASON (8-8 overall / 4th AFC West (3-5 Div.) / 6-2 home / 2-6 away)

| Day/Date | Score | W/L | Opponent | Location | Attend. | Temp. | Den. QB | Opp. QB |
|----------------|---------|-----|----------------------|---------------------------------|-----------|-------|---------|-----------|
| Sun., Sept. 3* | 22-7 | W | Buffalo Bills | Mile High Stadium | 75,157 | 91° | Elway | Kelly |
| Sun., Sept. 10 | 21-31 | L | Dallas Cowboys | Texas Stadium | 64,578 | 84° | Elway | Aikman |
| Sun., Sept. 17 | 38-31 | W | Washington Redskins | Mile High Stadium | 71,930 | 80° | Elway | Frerotte |
| Sun., Sept. 24 | 6-17 | L | San Diego Chargers | Jack Murphy Stadium | 58,987 | 76° | Elway | Humphries |
| Sun., Oct. 1 | 10-27 | L | Seattle Seahawks | Kingdome | 49,914 | Ind. | Elway | Mirer |
| Sun., Oct. 8* | 37-3 | W | New England Patriots | Foxboro Stadium | 60,074 | 66° | Elway | Bledsoe |
| Mon., Oct. 16* | 27-0 | W | Oakland Raiders | Mile High Stadium | 75,491 | 66° | Elway | Hostetler |
| Sun., Oct. 22 | 7-21 | L | Kansas City Chiefs | Mile High Stadium | 71,044 | 34° | Elway | Bono |
| Sun., Nov. 5 | 38-6 | W | Arizona Cardinals | Mile High Stadium | 71,488 | 65° | Elway | Krieg |
| Sun., Nov. 12* | 13-31 | L | Philadelphia Eagles | Veterans Stadium | 60,842 | 34° | Elway | Peele |
| Sun., Nov. 19 | 30-27 | W | San Diego Chargers | Mile High Stadium | 74,681 | 55° | Elway | Humphries |
| Sun., Nov. 26 | 33-42 | L | Houston Oilers | Astrodome | 36,113 | Ind. | Elway | Chandler |
| Sun., Dec. 3 | 31-23 | W | Jacksonville Jaguars | Mile High Stadium | 72,231 | 51° | Elway | Beuerlein |
| Sun., Dec. 10 | 27-31 | L | Seattle Seahawks | Mile High Stadium | 71,488 | 56° | Elway | Mirer |
| Sat., Dec. 17 | 17-20 | L | Kansas City Chiefs | Arrowhead Stadium | 75,061 | 37° | Elway | Bono |
| Sun., Dec. 24 | 31-28 | W | Oakland Raiders | Oakland-Alameda County Coliseum | 50,074 | 57° | Elway | Hobert |
| | 388-345 | | | | 1,039,153 | | | |

1996

HEAD COACH: Mike Shanahan

PRESEASON (3-1)

| Day/Date | Score | W/L | Opponent | Location | Attend. | Temp. | Den. QB | Opp. QB |
|----------------|--------|-----|----------------------|-------------------|---------|-------|---------|-------------|
| Sat., Aug. 3 | 20-17 | W | San Francisco 49ers | 3Com Park | 48,577 | 65° | Elway | Young |
| Sat., Aug. 10* | 40-28 | W | Carolina Panthers | Mile High Stadium | 70,649 | 87° | Elway | Collins, K. |
| Sat., Aug. 17* | 20-3 | W | Dallas Cowboys | Texas Stadium | 56,115 | 78° | Elway | Aikman |
| Fri., Aug. 23* | 24-31 | L | Jacksonville Jaguars | Mile High Stadium | 57,665 | 64° | Elway | Brunell |
| | 104-79 | | | | 233,006 | | | |

REGULAR SEASON (13-3 overall / 1st AFC West (6-2 Div.) / 8-0 home / 5-3 away)

| Day/Date | Score | W/L | Opponent | Location | Attend. | Temp. | Den. QB | Opp. QB |
|----------------|---------|-----|------------------------------|---------------------------------|-----------|-------|----------|-------------|
| Sun., Sept. 1 | 31-6 | W | New York Jets | Mile High Stadium | 70,595 | 90° | Elway | O'Donnell |
| Sun., Sept. 8* | 30-20 | W | Seattle Seahawks | Kingdome | 43,671 | Ind. | Elway | Mirer |
| Sun., Sept. 15 | 27-23 | W | Tampa Bay Buccaneers | Mile High Stadium | 71,535 | 70° | Elway | Differ |
| Sun., Sept. 22 | 14-17 | L | Kansas City Chiefs | Arrowhead Stadium | 79,439 | 75° | Elway | Bono |
| Sun., Sept. 29 | 14-10 | W | Cincinnati Bengals | Cinergy Field | 51,798 | 70° | Elway | Blake |
| Sun., Oct. 6 | 28-17 | W | San Diego Chargers | Mile High Stadium | 75,058 | 68° | Elway | Humphries |
| Sun., Oct. 20 | 45-34 | W | Baltimore Ravens | Mile High Stadium | 70,453 | 36° | Elway | Testaverde |
| Sun., Oct. 27 | 34-7 | W | Kansas City Chiefs | Mile High Stadium | 75,652 | 44° | Elway | Bono |
| Mon., Nov. 4* | 22-21 | W | Oakland Raiders | Oakland-Alameda County Coliseum | 61,179 | 63° | Elway | Hostetler |
| Sun., Nov. 10 | 17-12 | W | Chicago Bears | Mile High Stadium | 75,555 | 66° | Elway | Krieg |
| Sun., Nov. 17 | 34-8 | W | New England Patriots | Foxboro Stadium | 59,452 | 55° | Elway | Bledsoe |
| Sun., Nov. 24 | 21-17 | W | Hubert H. Humphrey Metrodome | Hubert H. Humphrey Metrodome | 59,142 | Ind. | Elway | Johnson, B. |
| Sun., Dec. 1 | 34-7 | W | Seattle Seahawks | Mile High Stadium | 74,982 | 50° | Elway | Mirer |
| Sun., Dec. 8 | 6-41 | L | Green Bay Packers | Lambeau Field | 60,712 | 31° | Musgrave | Favre |
| Sun., Dec. 15 | 24-19 | W | Oakland Raiders | Mile High Stadium | 75,466 | 40° | Elway | Hostetler |
| Sun., Dec. 22* | 10-16 | L | San Diego Chargers | Jack Murphy Stadium | 46,801 | 56° | Elway | Humphries |
| | 391-275 | | | | 1,051,490 | | | |

1996 AFC DIVISIONAL PLAYOFF GAME

| | | | | | | | | |
|--------------|-------|---|----------------------|-------------------|--------|-----|-------|---------|
| Sat., Jan. 4 | 27-30 | L | Jacksonville Jaguars | Mile High Stadium | 75,678 | 46° | Elway | Brunell |
|--------------|-------|---|----------------------|-------------------|--------|-----|-------|---------|

Did You Know?

The Broncos' five undefeated home records in regular-season play since the NFL adopted a 16-game schedule in 1978 are the highest such total in the NFL. Denver has been undefeated at home in 1981, 1996, 1997, 1998 and 2005. The Packers and Chiefs each rank behind the Broncos with three undefeated home records in the regular season since 1978.

1997

HEAD COACH: Mike Shanahan

PRESEASON (3-2)

| Day/Date | Score | W/L | Opponent | Location | Attend. | Temp. | Den. QB | Opp. QB |
|----------------|---------|-----|----------------------|--|---------|-------|---------|-------------|
| Sat., Jul. 26* | 31-10 | W | Buffalo Bills | Mile High Stadium | 69,739 | 81° | Elway | Collins, T. |
| Mon., Aug. 4* | 19-38 | L | Miami Dolphins | Estadio Guillermo Canedo (Mexico City, American Bowl) | 104,629 | 70° | Elway | Marino |
| Sat., Aug. 9* | 23-13 | W | Carolina Panthers | Ericsson Stadium | 68,296 | 78° | Lewis | Collins, K. |
| Sun., Aug. 17 | 21-31 | L | New England Patriots | Foxboro Stadium | 55,354 | 88° | Lewis | Bledsoe |
| Sat., Aug. 23* | 31-17 | W | San Francisco 49ers | Mile High Stadium | 69,874 | 89° | Elway | Young |
| | 125-109 | | | | 367,892 | | | |

REGULAR SEASON (12-4 overall / 2nd AFC West (6-2 Div.) / 8-0 home / 4-4 away)

| Day/Date | Score | W/L | Opponent | Location | Attend. | Temp. | Den. QB | Opp. QB |
|----------------|---------|-----|----------------------|---------------------------------|-----------|-------|---------|-------------|
| Sun., Aug. 31 | 19-3 | W | Kansas City Chiefs | Mile High Stadium | 75,600 | 82° | Elway | Grbac |
| Sun., Sept. 7 | 35-14 | W | Seattle Seahawks | Kingdome | 55,859 | Ind. | Elway | Moon |
| Sun., Sept. 14 | 35-14 | W | St. Louis Rams | Mile High Stadium | 74,338 | 82° | Elway | Banks |
| Sun., Sept. 21 | 38-20 | W | Cincinnati Bengals | Mile High Stadium | 73,871 | 54° | Elway | Blake |
| Sun., Sept. 28 | 29-21 | W | Atlanta Falcons | Georgia Dome | 48,211 | Ind. | Elway | Chandler |
| Mon., Oct. 6* | 34-13 | W | New England Patriots | Mile High Stadium | 75,821 | 55° | Elway | Bledsoe |
| Sun., Oct. 19 | 25-28 | L | Oakland Raiders | Oakland-Alameda County Coliseum | 57,006 | 64° | Elway | George |
| Sun., Oct. 26 | 23-20 | W | Buffalo Bills (OT) | Rich Stadium | 78,458 | 43° | Elway | Collins, T. |
| Sun., Nov. 2 | 30-27 | W | Seattle Seahawks | Mile High Stadium | 74,212 | 46° | Elway | Moon |
| Sun., Nov. 9 | 34-0 | W | Carolina Panthers | Mile High Stadium | 71,408 | 28° | Elway | Collins, K. |
| Sun., Nov. 16 | 22-24 | L | Kansas City Chiefs | Arrowhead Stadium | 77,963 | 31° | Elway | Gannon |
| Mon., Nov. 24* | 31-3 | W | Oakland Raiders | Mile High Stadium | 75,307 | 38° | Elway | George |
| Sun., Nov. 30 | 38-28 | W | San Diego Chargers | Qualcomm Stadium | 54,245 | 56° | Elway | Whelihan |
| Sun., Dec. 7 | 24-35 | L | Pittsburgh Steelers | Three Rivers Stadium | 59,739 | 33° | Elway | Stewart |
| Mon., Dec. 15* | 17-34 | L | San Francisco 49ers | 3Com Park | 68,461 | 50° | Elway | Young |
| Sun., Dec. 21 | 38-3 | W | San Diego Chargers | Mile High Stadium | 69,632 | 33° | Elway | Whelihan |
| (Bye Oct. 12) | 472-287 | | | | 1,090,131 | | | |

1997 AFC WILD CARD PLAYOFF GAME

| | | | | | | | | |
|---------------|-------|---|----------------------|-------------------|--------|-----|-------|---------|
| Sat., Dec. 27 | 42-17 | W | Jacksonville Jaguars | Mile High Stadium | 74,481 | 44° | Elway | Brunell |
|---------------|-------|---|----------------------|-------------------|--------|-----|-------|---------|

1997 AFC DIVISIONAL PLAYOFF GAME

| | | | | | | | | |
|--------------|-------|---|--------------------|-------------------|--------|-----|-------|-------|
| Sun., Jan. 4 | 14-10 | W | Kansas City Chiefs | Arrowhead Stadium | 76,965 | 32° | Elway | Grbac |
|--------------|-------|---|--------------------|-------------------|--------|-----|-------|-------|

1997 AFC CHAMPIONSHIP GAME

| | | | | | | | | |
|---------------|-------|---|---------------------|----------------------|--------|-----|-------|---------|
| Sun., Jan. 11 | 24-21 | W | Pittsburgh Steelers | Three Rivers Stadium | 61,382 | 38° | Elway | Stewart |
|---------------|-------|---|---------------------|----------------------|--------|-----|-------|---------|

SUPER BOWL XXXII

| | | | | | | | | |
|---------------|-------|---|-------------------|-----------------------------|--------|-----|-------|-------|
| Sun., Jan. 25 | 31-24 | W | Green Bay Packers | Qualcomm Stadium, San Diego | 68,912 | 67° | Elway | Favre |
|---------------|-------|---|-------------------|-----------------------------|--------|-----|-------|-------|

1998

HEAD COACH: Mike Shanahan

PRESEASON (3-1)

| Day/Date | Score | W/L | Opponent | Location | Attend. | Temp. | Den. QB | Opp. QB |
|----------------|-------|-----|--------------------|--------------------|---------|-------|---------|---------|
| Sat., Aug. 8* | 20-13 | W | St. Louis Rams | Trans World Dome | 53,842 | Ind. | Brister | Banks |
| Fri., Aug. 14* | 17-10 | W | New Orleans Saints | Mile High Stadium | 70,937 | 82° | Elway | Hobert |
| Mon., Aug. 24* | 34-31 | W | Green Bay Packers | Mile High Stadium | 73,183 | 73° | Elway | Favre |
| Sat., Aug. 29 | 13-16 | L | Tennessee Oilers | Vanderbilt Stadium | 33,194 | 89° | Elway | McNair |
| | 84-70 | | | | 231,156 | | | |

REGULAR SEASON (14-2 overall / 1st AFC West (8-0 Div.) / 8-0 home / 6-2 away)

| Day/Date | Score | W/L | Opponent | Location | Attend. | Temp. | Den. QB | Opp. QB |
|----------------|---------|-----|----------------------|---------------------------------|-----------|-------|---------|-----------|
| Mon., Sept. 7* | 27-21 | W | New England Patriots | Mile High Stadium | 74,745 | 84° | Elway | Bledsoe |
| Sun., Sept. 13 | 42-23 | W | Dallas Cowboys | Mile High Stadium | 75,013 | 76° | Elway | Aikman |
| Sun., Sept. 20 | 34-17 | W | Oakland Raiders | Oakland-Alameda County Coliseum | 56,578 | 65° | Elway | George |
| Sun., Sept. 27 | 38-16 | W | Washington Redskins | Jack Kent Cooke Stadium | 71,880 | 90° | Brister | Green |
| Sun., Oct. 4 | 41-16 | W | Philadelphia Eagles | Mile High Stadium | 73,218 | 57° | Brister | Hoying |
| Sun., Oct. 11 | 21-16 | W | Seattle Seahawks | Kingdome | 66,258 | Ind. | Elway | Moon |
| Sun., Oct. 25 | 37-24 | W | Jacksonville Jaguars | Mile High Stadium | 75,217 | 63° | Elway | Brunell |
| Sun., Nov. 1 | 33-26 | W | Cincinnati Bengals | Cinergy Field | 59,974 | 60° | Elway | O'Donnell |
| Sun., Nov. 8 | 27-10 | W | San Diego Chargers | Mile High Stadium | 74,925 | 37° | Brister | Leaf |
| Mon., Nov. 16* | 30-7 | W | Kansas City Chiefs | Arrowhead Stadium | 78,100 | 54° | Brister | Gannon |
| Sun., Nov. 22 | 40-14 | W | Oakland Raiders | Mile High Stadium | 75,325 | 73° | Elway | Hollas |
| Sun., Nov. 29* | 31-16 | W | San Diego Chargers | Qualcomm Stadium | 66,532 | 63° | Elway | Whelihan |
| Sun., Dec. 6 | 35-31 | W | Kansas City Chiefs | Mile High Stadium | 74,962 | 35° | Elway | Gannon |
| Sun., Dec. 13 | 16-20 | L | New York Giants | Giants Stadium | 72,336 | 41° | Elway | Graham |
| Mon., Dec. 21* | 21-31 | L | Miami Dolphins | Pro Player Stadium | 74,363 | 76° | Elway | Marino |
| Sun., Dec. 27 | 28-21 | W | Seattle Seahawks | Mile High Stadium | 74,057 | 46° | Elway | Kitna |
| (Bye Oct. 18) | 501-309 | | | | 1,143,213 | | | |

1998 AFC DIVISIONAL PLAYOFF GAME

| | | | | | | | | |
|--------------|------|---|----------------|-------------------|--------|-----|-------|--------|
| Sat., Jan. 9 | 38-3 | W | Miami Dolphins | Mile High Stadium | 75,729 | 49° | Elway | Marino |
|--------------|------|---|----------------|-------------------|--------|-----|-------|--------|

1998 AFC CHAMPIONSHIP GAME

| | | | | | | | | |
|---------------|-------|---|---------------|-------------------|--------|-----|-------|------------|
| Sun., Jan. 17 | 23-10 | W | New York Jets | Mile High Stadium | 75,482 | 41° | Elway | Testaverde |
|---------------|-------|---|---------------|-------------------|--------|-----|-------|------------|

SUPER BOWL XXXIII

| | | | | | | | | |
|----------------|-------|---|-----------------|---------------------------------|--------|-----|-------|----------|
| Sun., Jan. 31* | 34-19 | W | Atlanta Falcons | Pro Player Stadium, Miami, Fla. | 74,803 | 73° | Elway | Chandler |
|----------------|-------|---|-----------------|---------------------------------|--------|-----|-------|----------|

1999

HEAD COACH: Mike Shanahan

PRESEASON (3-2)

| Day/Date | Score | W/L | Opponent | Location | Attend. | Temp. | Den. QB | Opp. QB |
|----------------|--------|-----|---------------------|--|---------|-------|---------|----------|
| Sun., Aug. 8 | 20-17 | W | San Diego Chargers | Stadium Australia (Sydney, Australia; American Bowl; Sunday a.m. in Sydney/Sat. p.m. in Denver) | 73,811 | 60° | Brister | Harbaugh |
| Sat., Aug. 14* | 38-7 | W | Arizona Cardinals | Mile High Stadium | 67,941 | 80° | Brister | Plummer |
| Mon., Aug. 23* | 12-27 | L | Green Bay Packers | Camp Randall Stad., Madison, Wisc. | 78,184 | 66° | Brister | Favre |
| Sun., Aug. 29* | 12-22 | L | Dallas Cowboys | Texas Stadium | 61,893 | 98° | Brister | Aikman |
| Fri., Sept. 3* | 34-3 | W | San Francisco 49ers | Mile High Stadium | 68,421 | 67° | Griese | Garcia |
| | 116-76 | | | | 350,250 | | | |

REGULAR SEASON (6-10 overall / 5th AFC West (4-4 Div.) / 3-5 home / 3-5 away)

| Day/Date | Score | W/L | Opponent | Location | Attend. | Temp. | Den. QB | Opp. QB |
|-----------------|---------|-----|----------------------|-----------------------------|-----------|-------|---------|----------|
| Mon., Sept. 13* | 21-38 | L | Miami Dolphins | Mile High Stadium | 75,623 | 60° | Griese | Marino |
| Sun., Sept. 19 | 10-26 | L | Kansas City Chiefs | Arrowhead Stadium | 78,683 | 69° | Griese | Grbac |
| Sun., Sept. 26 | 10-13 | L | Tampa Bay Buccaneers | Raymond James Stadium | 65,297 | 82° | Griese | Dilfer |
| Sun., Oct. 3 | 13-21 | L | New York Jets | Mile High Stadium | 74,181 | 54° | Griese | Mirer |
| Sun., Oct. 10 | 16-13 | W | Oakland Raiders | Network Associates Coliseum | 55,704 | 79° | Griese | Gannon |
| Sun., Oct. 17 | 31-10 | W | Green Bay Packers | Mile High Stadium | 73,352 | 50° | Griese | Favre |
| Sun., Oct. 24 | 23-24 | L | New England Patriots | Foxboro Stadium | 60,011 | 53° | Griese | Bledsoe |
| Sun., Oct. 31 | 20-23 | L | Minnesota Vikings | Mile High Stadium | 75,021 | 75° | Griese | George |
| Sun., Nov. 7 | 33-17 | W | San Diego Chargers | Qualcomm Stadium | 61,204 | 69° | Miller | Harbaugh |
| Sun., Nov. 14* | 17-20 | L | Seattle Seahawks | Kingdome | 66,314 | Ind. | Miller | Kitna |
| Mon., Nov. 22* | 27-21 | W | Oakland Raiders (OT) | Mile High Stadium | 70,012 | 26° | Miller | Gannon |
| Sun., Dec. 5 | 10-16 | L | Kansas City Chiefs | Mile High Stadium | 73,855 | 45° | Griese | Grbac |
| Mon., Dec. 13* | 24-27 | L | Jacksonville Jaguars | ALLTEL Stadium | 71,357 | 68° | Griese | Brunell |
| Sun., Dec. 19 | 36-30* | W | Seattle Seahawks | Mile High Stadium | 65,987 | 27° | Griese | Kitna |
| Sat., Dec. 25 | 17-7 | W | Detroit Lions | Silverdome | 73,158 | Ind. | Griese | Batch |
| Sun., Jan. 2 | 6-12 | L | San Diego Chargers | Mile High Stadium | 69,278 | 41° | Griese | Harbaugh |
| (Bye Nov. 28) | 314-318 | | | | 1,109,037 | | | |

2000

HEAD COACH: Mike Shanahan

PRESEASON (4-0)

| Day/Date | Score | W/L | Opponent | Location | Attend. | Temp. | Den. QB | Opp. QB |
|----------------|--------|-----|---------------------|-------------------|---------|-------|---------|------------|
| Sat., Aug. 5* | 31-17 | W | Arizona Cardinals | Sun Devil Stadium | 37,781 | 101° | Griese | Plummer |
| Sun., Aug. 13 | 26-20 | W | Green Bay Packers | Mile High Stadium | 75,367 | 89° | Griese | Hasselbeck |
| Sat., Aug. 19* | 36-23 | W | Dallas Cowboys | Mile High Stadium | 76,632 | 85° | Griese | Aikman |
| Fri., Aug. 25* | 28-24 | W | San Francisco 49ers | 3COM Park | 65,016 | 70° | Griese | Garcia |
| | 121-84 | | | | 254,796 | | | |

REGULAR SEASON (11-5 overall / 2nd AFC West (6-2 Div.) / 6-2 home / 5-3 away)

| Day/Date | Score | W/L | Opponent | Location | Attend. | Temp. | Den. QB | Opp. QB |
|----------------|---------|-----|----------------------|-----------------------------|-----------|-------|----------|------------|
| Mon., Sept. 4* | 36-41 | L | St. Louis Rams | Trans World Dome | 65,956 | Ind. | Griese | Warner |
| Sun., Sept. 10 | 42-14 | W | Atlanta Falcons | Mile High Stadium | 75,466 | 84° | Griese | Chandler |
| Sun., Sept. 17 | 33-24 | W | Oakland Raiders | Network Associates Coliseum | 62,078 | 79° | Griese | Gannon |
| Sun., Sept. 24 | 22-23 | L | Kansas City Chiefs | Mile High Stadium | 74,596 | 36° | Frerotte | Grbac |
| Sun., Oct. 1 | 19-28 | L | New England Patriots | Mile High Stadium | 75,684 | 80° | Griese | Bledsoe |
| Sun., Oct. 8 | 21-7 | W | San Diego Chargers | Qualcomm Stadium | 56,079 | 68° | Griese | Harbaugh |
| Sun., Oct. 15 | 44-10 | W | Cleveland Browns | Mile High Stadium | 75,811 | 59° | Griese | Couch |
| Sun., Oct. 22 | 21-31 | L | Cincinnati Bengals | Paul Brown Stadium | 61,603 | 73° | Griese | Smith |
| Sun., Nov. 5 | 30-23 | W | New York Jets | Giants Stadium | 78,305 | 51° | Griese | Testaverde |
| Mon., Nov. 13* | 27-24 | W | Oakland Raiders | Mile High Stadium | 75,951 | 20° | Griese | Gannon |
| Sun., Nov. 19 | 38-37 | W | San Diego Chargers | Mile High Stadium | 75,218 | 39° | Frerotte | Leaf |
| Sun., Nov. 26 | 38-31 | W | Seattle Seahawks | Husky Stadium | 68,661 | 48° | Frerotte | Huard, B. |
| Sun., Dec. 3 | 38-23 | W | New Orleans Saints | Louisiana Superdome | 64,900 | Ind. | Frerotte | Brooks |
| Sun., Dec. 10 | 31-24 | W | Seattle Seahawks | Mile High Stadium | 75,218 | 22° | Frerotte | Kitna |
| Sun., Dec. 17 | 7-20 | L | Kansas City Chiefs | Arrowhead Stadium | 78,406 | 9° | Frerotte | Grbac |
| Sat., Dec. 23 | 38-9 | W | San Francisco 49ers | Mile High Stadium | 76,098 | 45° | Griese | Garcia |
| (Bye Oct. 29) | 485-369 | | | | 1,140,030 | | | |

2000 AFC WILD CARD PLAYOFF GAME

| | | | | | | | | |
|---------------|------|---|------------------|----------------|--------|-----|----------|--------|
| Sun., Dec. 31 | 3-21 | L | Baltimore Ravens | PSINet Stadium | 69,638 | 22° | Frerotte | Dilfer |
|---------------|------|---|------------------|----------------|--------|-----|----------|--------|

2001


HEAD COACH: Mike Shanahan

PRESEASON (3-1)

| Day/Date | Score | W/L | Opponent | Location | Attend. | Temp. | Den. QB | Opp. QB |
|----------------|-------|-----|---------------------|----------------------------|---------|-------|----------|---------|
| Sat., Aug. 11* | 20-6 | W | Dallas Cowboys | Texas Stadium | 46,883 | 86° | Griese | Banks |
| Mon., Aug. 20* | 7-22 | L | Green Bay Packers | Lambeau Field | 59,177 | 77° | Griese | Favre |
| Sat., Aug. 25* | 31-24 | W | New Orleans Saints | INVESCO Field at Mile High | 74,063 | 81° | Griese | Brooks |
| Fri., Aug. 31* | 35-7 | W | San Francisco 49ers | INVESCO Field at Mile High | 73,855 | 72° | Frerotte | Rattay |
| | 93-59 | | | | 253,928 | | | |

REGULAR SEASON (8-8 overall / 3rd AFC West (4-4 Div.) / 6-2 home / 2-6 away)

| Day/Date | Score | W/L | Opponent | Location | Attend. | Temp. | Den. QB | Opp. QB |
|-----------------|-------|-----|--|----------------------------|---------|-------|---------|---------|
| Mon., Sept. 10* | 31-20 | W | New York Giants | INVESCO Field at Mile High | 75,735 | 75° | Griese | Collins |
| Sun., Sept. 16 | | | **Postponed until Jan. 6 due to terrorist attacks on U.S. ** | | | | | |
| Sun., Sept. 23* | 38-17 | W | Arizona Cardinals | Sun Devil Stadium | 50,913 | 103° | Griese | Plummer |
| Sun., Sept. 30 | 13-20 | L | Baltimore Ravens | INVESCO Field at Mile High | 75,082 | 71° | Griese | Grbac |
| Sun., Oct. 7 | 20-6 | W | Kansas City Chiefs | INVESCO Field at Mile High | 75,037 | 74° | Griese | Green |
| Sun., Oct. 14 | 21-34 | L | Seattle Seahawks | Husky Stadium | 61,837 | 54° | Griese | Dilfer |
| Sun., Oct. 21 | 10-27 | L | San Diego Chargers | Qualcomm Stadium | 67,521 | 66° | Griese | Flutie |
| Sun., Oct. 28 | 31-20 | W | New England Patriots | INVESCO Field at Mile High | 74,750 | 72° | Griese | Brady |

| DENVER  BRONCOS | | | | | | | | | | | |
|--|---------|---|-------------------------|-----------------------------|-----------|------|----------|------------|--|--|--|
| Mon., Nov. 5* | 28-38 | L | Oakland Raiders | Network Associates Coliseum | 62,637 | 62° | Griese | Gannon | | | |
| Sun., Nov. 11 | 26-16 | W | San Diego Chargers | INVESCO Field at Mile High | 74,951 | 62° | Griese | Flutie | | | |
| Sun., Nov. 18 | 10-17 | L | Washington Redskins | INVESCO Field at Mile High | 74,622 | 44° | Griese | Banks | | | |
| Thu., Nov. 22 | 26-24 | W | Dallas Cowboys | Texas Stadium | 64,104 | 72° | Griese | Leaf | | | |
| Sun., Dec. 2 | 10-21 | L | Miami Dolphins | Pro Player Stadium | 73,938 | 76° | Griese | Fiedler | | | |
| Sun., Dec. 9* | 20-7 | W | Seattle Seahawks | INVESCO Field at Mile High | 74,524 | 38° | Griese | Hasselbeck | | | |
| Sun., Dec. 16 | 23-26 | L | Kansas City Chiefs (OT) | Arrowhead Stadium | 77,778 | 49° | Frerotte | Green | | | |
| Sun., Dec. 30 | 23-17 | W | Oakland Raiders | INVESCO Field at Mile High | 75,582 | 24° | Griese | Gannon | | | |
| Sun., Jan. 6 | 10-29 | L | Indianapolis Colts | RCA Dome | 56,192 | Ind. | Griese | Manning | | | |
| (Bye Dec. 23) | 340-339 | | | | 1,115,203 | | | | | | |

2002

HEAD COACH: Mike Shanahan

PRESEASON (3-1)

| Day/Date | Score | W/L | Opponent | Location | Attend. | Temp. | Den. QB | Opp. QB |
|----------------|-------|-----|---------------------|-----------------------------------|---------|-------|---------|------------|
| Sat., Aug. 10* | 27-3 | W | Chicago Bears | Memorial Stadium, Champaign, Ill. | 52,168 | 85° | Griese | Miller |
| Mon., Aug. 19* | 7-12 | L | San Francisco 49ers | INVESCO Field at Mile High | 73,071 | 85° | Griese | Garcia |
| Sat., Aug. 24* | 19-13 | W | Arizona Cardinals | Sun Devil Stadium | 26,736 | 105° | Griese | Plummer |
| Thu., Aug. 29* | 31-0 | W | Seattle Seahawks | INVESCO Field at Mile High | 71,755 | 65° | Jackson | Hasselbeck |
| | 84-28 | | | | 223,730 | | | |

REGULAR SEASON (9-7 overall / 2nd AFC West (3-3 Div.) / 5-3 home / 4-4 away)

| Day/Date | Score | W/L | Opponent | Location | Attend. | Temp. | Den. QB | Opp. QB |
|-----------------|---------|-----|-------------------------|-----------------------------|-----------|-------|-----------|------------|
| Sun., Sept. 8 | 23-16 | W | St. Louis Rams | INVESCO Field at Mile High | 75,710 | 83° | Griese | Warner |
| Sun., Sept. 15 | 24-14 | W | San Francisco 49ers | 3COM Park | 67,685 | 67° | Griese | Garcia |
| Sun., Sept. 22 | 28-23 | W | Buffalo Bills | INVESCO Field at Mile High | 75,359 | 59° | Griese | Bledsoe |
| Mon., Sept. 30* | 23-34 | L | Baltimore Ravens | Ravens Stadium | 69,538 | 71° | Griese | Redman |
| Sun., Oct. 6 | 26-9 | W | San Diego Chargers | INVESCO Field at Mile High | 75,065 | 57° | Griese | Brees |
| Sun., Oct. 13* | 22-24 | L | Miami Dolphins | INVESCO Field at Mile High | 75,941 | 58° | Griese | Fiedler |
| Sun., Oct. 20 | 37-34 | W | Kansas City Chiefs (OT) | Arrowhead Stadium | 78,446 | 51° | Griese | Green |
| Sun., Oct. 27 | 24-16 | W | New England Patriots | Gillette Stadium | 68,436 | 60° | Griese | Brady |
| Mon., Nov. 11* | 10-34 | L | Oakland Raiders | INVESCO Field at Mile High | 76,643 | 32° | Griese | Gannon |
| Sun., Nov. 17 | 31-9 | W | Seattle Seahawks | Seahawks Stadium | 65,495 | 53° | Griese | Hasselbeck |
| Sun., Nov. 24* | 20-23 | L | Indianapolis Colts (OT) | INVESCO Field at Mile High | 75,075 | 25° | Beuerlein | Manning |
| Sun., Dec. 1 | 27-30 | L | San Diego Chargers (OT) | Qualcomm Stadium | 66,357 | 64° | Beuerlein | Brees |
| Sun., Dec. 8 | 13-19 | L | New York Jets | Giants Stadium | 78,521 | 42° | Griese | Pennington |
| Sun., Dec. 15 | 31-24 | W | Kansas City Chiefs | INVESCO Field at Mile High | 75,947 | 54° | Griese | Green |
| Sun., Dec. 22 | 16-28 | L | Oakland Raiders | Network Associates Coliseum | 62,592 | 56° | Griese | Gannon |
| Sun., Dec. 29 | 37-7 | W | Arizona Cardinals | INVESCO Field at Mile High | 75,164 | 57° | Beuerlein | Plummer |
| (Bye Nov. 2) | 392-344 | | | | 1,161,974 | | | |

2003

HEAD COACH: Mike Shanahan

PRESEASON (3-1)

| Day/Date | Score | W/L | Opponent | Location | Attend. | Temp. | Den. QB | Opp. QB |
|----------------|-------|-----|--------------------|-----------------------------------|---------|-------|---------|------------|
| Sat., Aug. 9* | 20-12 | W | Houston Texans | Reliant Stadium | 70,021 | Ind. | Plummer | Carr |
| Sat., Aug. 16* | 15-10 | W | Chicago Bears | Memorial Stadium, Champaign, Ill. | 52,861 | 85° | Plummer | Stewart |
| Mon., Aug. 25* | 23-28 | L | Indianapolis Colts | INVESCO Field at Mile High | 72,510 | 82° | Plummer | Manning |
| Fri., Aug. 29* | 20-3 | W | Seattle Seahawks | INVESCO Field at Mile High | 73,038 | 70° | Jackson | Hasselbeck |
| | 78-53 | | | | 268,430 | | | |

REGULAR SEASON (10-6 overall / 2nd AFC West (5-1 Div.) / 6-2 home / 4-4 away)

| Day/Date | Score | W/L | Opponent | Location | Attend. | Temp. | Den. QB | Opp. QB |
|-----------------|---------|-----|-----------------------|------------------------------|-----------|-------|-----------|------------|
| Sun., Sept. 7 | 30-10 | W | Cincinnati Bengals | Paul Brown Stadium | 63,820 | 72° | Plummer | Kirna |
| Sun., Sept. 14 | 37-13 | W | San Diego Chargers | Qualcomm Stadium | 65,445 | 73° | Plummer | Brees |
| Mon., Sept. 22* | 31-10 | W | Oakland Raiders | INVESCO Field at Mile High | 76,753 | 72° | Plummer | Gannon |
| Sun., Sept. 28 | 20-16 | W | Detroit Lions | INVESCO Field at Mile High | 75,719 | 66° | Plummer | Harrington |
| Sun., Oct. 5 | 23-24 | L | Kansas City Chiefs | Arrowhead Stadium | 78,903 | 69° | Plummer | Green |
| Sun., Oct. 12 | 17-14 | W | Pittsburgh Steelers | INVESCO Field at Mile High | 75,974 | 73° | Beuerlein | Maddox |
| Sun., Oct. 19 | 20-28 | L | Minnesota Vikings | Hubert H. Humphrey Metrodome | 64,381 | Ind. | Beuerlein | Culpepper |
| Sun., Oct. 26 | 6-26 | L | Baltimore Ravens | M&T Bank Stadium | 69,721 | 67° | Kanell | Boller |
| Mon., Nov. 3* | 26-30 | L | New England Patriots | INVESCO Field at Mile High | 76,203 | 35° | Kanell | Brady |
| Sun., Nov. 16 | 37-8 | W | San Diego Chargers | INVESCO Field at Mile High | 75,217 | 52° | Plummer | Flutie |
| Sun., Nov. 23 | 10-19 | L | Chicago Bears | INVESCO Field at Mile High | 75,540 | 18° | Plummer | Chandler |
| Sun., Nov. 30 | 22-8 | W | Oakland Raiders | Network Associates Coliseum | 57,201 | 55° | Plummer | Mirer |
| Sun., Dec. 7 | 45-27 | W | Kansas City Chiefs | INVESCO Field at Mile High | 76,403 | 63° | Plummer | Green |
| Sun., Dec. 14 | 23-20 | W | Cleveland Browns (OT) | INVESCO Field at Mile High | 75,358 | 52° | Plummer | Couch |
| Sun., Dec. 21* | 31-17 | W | Indianapolis Colts | RCA Dome | 57,149 | Ind. | Plummer | Manning |
| Sun., Dec. 28 | 3-31 | L | Green Bay Packers | Lambeau Field | 70,299 | 45° | Jackson | Favre |
| (Bye Nov. 9) | 381-301 | | | | 1,134,086 | | | |

2003 AFC WILD CARD PLAYOFF GAME

| | | | | | | | | |
|--------------|-------|---|--------------------|----------|--------|------|---------|---------|
| Sun., Jan. 4 | 10-41 | L | Indianapolis Colts | RCA Dome | 56,586 | Ind. | Plummer | Manning |
|--------------|-------|---|--------------------|----------|--------|------|---------|---------|

BRONCOS IN THE HALL OF FAME GAME

The Broncos have played in three Hall of Fame Games in their history and own a 1-2 record in those preseason contests held at Fawcett Stadium in Canton, Ohio, as part of the Pro Football Hall of Fame induction ceremony weekend. In Hall of Fame Game action, Denver defeated Detroit 10-7 on July 24, 1976, lost to Detroit 14-3 on July 27, 1991, and lost to Washington 20-17 on Aug. 9, 2004.

| DENVER  BRONCOS | | | | | | | | | | | |
|--|-------|-----|---------------------|--|---------|-------|---------|------------|--|--|--|
| 2004 | | | | | | | | | | | |
| HEAD COACH: Mike Shanahan | | | | | | | | | | | |
| PRESEASON (2-3) | | | | | | | | | | | |
| Day/Date | Score | W/L | Opponent | Location | Attend. | Temp. | Den. QB | Opp. QB | | | |
| Mon., Aug. 9* | 17-20 | L | Washington Redskins | Fawcett Stadium (Canton, Ohio; Hall of Fame Game) | 22,177 | 75° | Plummer | Brunell | | | |
| Sun., Aug. 15* | 6-16 | L | Buffalo Bills | Ralph Wilson Stadium | 49,645 | 70° | Plummer | Bledsoe | | | |
| Sat., Aug. 21* | 19-3 | W | Seattle Seahawks | Qwest Field | 47,641 | 66° | Plummer | Hasselbeck | | | |
| Fri., Aug. 27* | 31-17 | W | Houston Texans | INVESCO Field at Mile High | 71,256 | 54° | Plummer | Carr | | | |
| Thu., Sept. 2* | 21-33 | L | Arizona Cardinals | INVESCO Field at Mile High | 71,986 | 79° | Kanell | McCown | | | |
| | 94-89 | | | | 262,705 | | | | | | |

REGULAR SEASON (10-6 overall / 2nd AFC West (3-3 Div.) / 6-2 home / 4-4 away)

| Day/Date | Score | W/L | Opponent | Location | Attend. | Temp. | Den. QB | Opp. QB |
|-----------------|---------|-----|----------------------|-----------------------------|-----------|-------|---------|----------|
| Sun., Sept. 12* | 34-24 | W | Kansas City Chiefs | INVESCO Field at Mile High | 75,939 | 82° | Plummer | Green |
| Sun., Sept. 19 | 6-7 | L | Jacksonville Jaguars | ALLTEL Stadium | 69,127 | 78° | Plummer | Leftwich |
| Sun., Sept. 26 | 23-13 | W | San Diego Chargers | INVESCO Field at Mile High | 74,533 | 73° | Plummer | Brees |
| Sun., Oct. 3 | 16-13 | W | Tampa Bay Buccaneers | Raymond James Stadium | 65,341 | 86° | Plummer | Johnson |
| Sun., Oct. 10 | 20-17 | W | Carolina Panthers | INVESCO Field at Mile High | 75,072 | 72° | Plummer | Delhomme |
| Sun., Oct. 17 | 31-3 | W | Oakland Raiders | Network Associates Coliseum | 57,293 | 67° | Plummer | Collins |
| Mon., Oct. 25* | 10-23 | L | Cincinnati Bengals | Paul Brown Stadium | 65,806 | 61° | Plummer | Palmer |
| Sun., Oct. 31 | 28-41 | L | Atlanta Falcons | INVESCO Field at Mile High | 75,083 | 54° | Plummer | Vick |
| Sun., Nov. 7 | 31-13 | W | Houston Texans | INVESCO Field at Mile High | 74,292 | 69° | Plummer | Carr |
| Sun., Nov. 21 | 34-13 | W | New Orleans Saints | Louisiana Superdome | 64,900 | Ind. | Plummer | Brooks |
| Sun., Nov. 28* | 24-25 | L | Oakland Raiders | INVESCO Field at Mile High | 75,936 | 18° | Plummer | Collins |
| Sun., Dec. 5 | 17-20 | L | San Diego Chargers | Qualcomm Stadium | 65,395 | 58° | Plummer | Brees |
| Sun., Dec. 12 | 20-17 | W | Miami Dolphins | INVESCO Field at Mile High | 75,027 | 37° | Plummer | Feeley |
| Sun., Dec. 19 | 17-45 | L | Kansas City Chiefs | Arrowhead Stadium | 77,702 | 15° | Plummer | Green |
| Sat., Dec. 25* | 37-16 | W | Tennessee Titans | The Coliseum | 68,809 | 29° | Plummer | Volek |
| Sun., Jan. 2 | 33-14 | W | Indianapolis Colts | INVESCO Field at Mile High | 75,149 | 32° | Plummer | Manning |
| (Bye Nov. 14) | 381-304 | | | | 1,135,404 | | | |

2004 AFC WILD CARD PLAYOFF GAME

| | | | | | | | | |
|--------------|-------|---|--------------------|----------|--------|------|---------|---------|
| Sun., Jan. 9 | 24-49 | L | Indianapolis Colts | RCA Dome | 56,609 | Ind. | Plummer | Manning |
|--------------|-------|---|--------------------|----------|--------|------|---------|---------|

2005

HEAD COACH: Mike Shanahan

PRESEASON (4-0)

| Day/Date | Score | W/L | Opponent | Location | Attend. | Temp. | Den. QB | Opp. QB |
|----------------|--------|-----|---------------------|----------------------------|---------|-------|----------|---------|
| Sat., Aug. 13* | 20-14 | W | Houston Texans | Reliant Stadium | 70,016 | Ind. | Plummer | Carr |
| Sat., Aug. 20* | 26-21 | W | San Francisco 49ers | INVESCO Field at Mile High | 70,794 | 70° | Plummer | Smith |
| Sat., Aug. 27* | 37-24 | W | Indianapolis Colts | INVESCO Field at Mile High | 74,152 | 77° | Plummer | Manning |
| Fr., Sept. 2* | 30-21 | W | Arizona Cardinals | Sun Devil Stadium | 40,888 | 99° | Van Pelt | Warner |
| | 113-80 | | | | 255,850 | | | |

REGULAR SEASON (13-3 overall / 1st AFC West (5-1 Div.) / 8-0 home / 5-3 away)

| Day/Date | Score | W/L | Opponent | Location | Attend. | Temp. | Den. QB | Opp. QB |
|-----------------|---------|-----|----------------------|----------------------------|-----------|-------|---------|-----------|
| Sun., Sept. 11 | 10-34 | L | Miami Dolphins | Dolphins Stadium | 72,324 | 89° | Plummer | Frerotte |
| Sun., Sept. 18 | 20-17 | W | San Diego Chargers | INVESCO Field at Mile High | 75,310 | 77° | Plummer | Brees |
| Mon., Sept. 26* | 30-10 | W | Kansas City Chiefs | INVESCO Field at Mile High | 76,381 | 72° | Plummer | Green |
| Sun., Oct. 2 | 20-7 | W | Jacksonville Jaguars | Alltel Stadium | 66,045 | 82° | Plummer | Leftwich |
| Sun., Oct. 9 | 21-19 | W | Washington Redskins | INVESCO Field at Mile High | 75,880 | 50° | Plummer | Brunell |
| Sun., Oct. 16 | 28-20 | W | New England Patriots | INVESCO Field at Mile High | 76,571 | 75° | Plummer | Brady |
| Sun., Oct. 23 | 23-24 | L | New York Giants | Giants Stadium | 78,516 | 54° | Plummer | Manning |
| Sun., Oct. 30 | 49-21 | W | Philadelphia Eagles | INVESCO Field at Mile High | 76,530 | 52° | Plummer | McNabb |
| Sun., Nov. 13 | 31-17 | W | Oakland Raiders | McAfee Coliseum | 62,779 | 61° | Plummer | Collins |
| Sun., Nov. 20 | 27-0 | W | New York Jets | INVESCO Field at Mile High | 76,255 | 61° | Plummer | Bollinger |
| Thu., Nov. 24 | 24-21 | W | Dallas Cowboys (OT) | Texas Stadium | 63,273 | 68° | Plummer | Bledsoe |
| Sun., Dec. 4 | 27-31 | L | Kansas City Chiefs | Arrowhead Stadium | 78,261 | 28° | Plummer | Green |
| Sun., Dec. 11 | 12-10 | W | Baltimore Ravens | INVESCO Field at Mile High | 75,651 | 41° | Plummer | Boller |
| Sat., Dec. 17* | 28-17 | W | Buffalo Bills | Ralph Wilson Stadium | 71,887 | 28° | Plummer | Holcomb |
| Sat., Dec. 24 | 22-3 | W | Oakland Raiders | INVESCO Field at Mile High | 76,212 | 52° | Plummer | Collins |
| Sat., Dec. 31 | 23-7 | W | San Diego Chargers | Qualcomm Stadium | 65,513 | 61° | Plummer | Brees |
| (Bye Nov. 6) | 395-258 | | | | 1,167,388 | | | |

2005 AFC DIVISIONAL PLAYOFF GAME

| | | | | | | | | |
|---------------|-------|---|----------------------|----------------------------|--------|-----|---------|-------|
| Sat., Jan. 14 | 27-13 | W | New England Patriots | INVESCO Field at Mile High | 76,238 | 54° | Plummer | Brady |
|---------------|-------|---|----------------------|----------------------------|--------|-----|---------|-------|

2005 AFC CHAMPIONSHIP GAME

| | | | | | | | | |
|---------------|-------|---|---------------------|----------------------------|--------|-----|---------|----------------|
| Sun., Jan. 22 | 17-34 | L | Pittsburgh Steelers | INVESCO Field at Mile High | 76,775 | 34° | Plummer | Roethlisberger |
|---------------|-------|---|---------------------|----------------------------|--------|-----|---------|----------------|

BRONCOS IN THE AMERICAN BOWL

The Broncos have participated in the American Bowl seven times in their history and own a 3-4 record in those preseason contests. Denver played in the American Bowl in 1987 (London, England), 1990 (Tokyo, Japan), 1992 (Berlin, Germany), 1994 (Barcelona, Spain), 1995 (Tokyo, Japan), 1997 (Mexico City, Mexico) and 1999 (Sydney, Australia).

SERIES RECORDS VS. OPPONENTS

ARIZONA CARDINALS

Reg. Season: (6-0-1 / .929)
Home (4-0) / Away (2-0-1)

1973 (11/4)—Denver 17, @St. Louis 17 (T)
1977 (9/18)—@Denver 7, St. Louis 0
1989 (12/16)—Denver 37, @Phoenix 0
1991 (12/15)—@Denver 24, Phoenix 19
1995 (11/5)—@Denver 38, Arizona 6
2001 (9/23)—Denver 38, @Arizona 17
2002 (12/29)—@Denver 37, Arizona 7
RS Pts.—DEN 198, ARI 66
Franchise known as Phoenix before 1994 and in St. Louis before 1988

ATLANTA FALCONS

Reg. Season: (7-4-0 / .636)
Home (4-2) / Away (3-2)

Postseason: (1-0 / 1.000)
Home (0-0) / Away (0-0) / S.B. (1-0)
1970 (10/18)—@Denver 24, Atlanta 10
1972 (11/26)—@Atlanta 23, Denver 20
1975 (11/23)—@Atlanta 35, Denver 21
1979 (9/16)—Denver 20, @Atlanta 17 (OT)
1982 (12/5)—Atlanta 34, @Denver 27
1985 (9/22)—Denver 44, @Atlanta 28
1988 (10/16)—@Denver 30, Atlanta 14
1994 (11/20)—@Denver 32, Atlanta 28
1997 (9/28)—Denver 29, @Atlanta 21
1998 (1/31)—Denver 34, @Atlanta 19*
2000 (9/10)—@Denver 42, Atlanta 14
2004 (10/31)—Atlanta 41, @Denver 28
RS Pts.—DEN 317, ATL 265
PS Pts.—DEN 34, ATL 19
*Super Bowl XXXIII in Miami

BALTIMORE RAVENS

Reg. Season: (2-3-0 / .400)
Home (2-1) / Away (0-2)

Postseason: (0-1 / .000)
Home (0-0) / Away (0-1) / S.B. (0-0)
1996 (10/20)—@Denver 45, Baltimore 34
2000 (12/31)—@Baltimore 21, Denver 3*
2001 (9/30)—Baltimore 20, @Denver 13
2002 (9/30)—@Baltimore 34, Denver 23
2003 (10/26)—@Baltimore 26, Denver 6
2005 (12/11)—@Denver 12, Baltimore 10
RS Pts.—DEN 99, BAL 124
PS Pts.—DEN 3, BAL 21
*AFC Wild Card Playoff Game

BUFFALO BILLS

Reg. Season: (14-17-1 / .453)
Home (4-6-1) / Away (10-11)

Postseason: (0-1 / .000)
Home (0-0) / Away (0-1) / S.B. (0-0)
1960 (9/18)—Denver 27, @Buffalo 21
1960 (11/27)—@Denver 38, Buffalo 38 (T)
1961 (9/10)—Denver 22, @Buffalo 10
1961 (11/19)—Buffalo 23, @Denver 10
1962 (9/15)—Denver 23, @Buffalo 20
1962 (10/28)—Buffalo 45, @Denver 38
1963 (11/3)—Buffalo 30, @Denver 28
1963 (11/9)—@Buffalo 27, Denver 17
1964 (9/20)—@Buffalo 30, Denver 13
1964 (12/13)—Buffalo 30, @Denver 19
1965 (9/19)—Buffalo 30, @Denver 15
1965 (10/24)—@Buffalo 31, Denver 13
1966 (12/18)—@Buffalo 38, Denver 21
1967 (10/8)—Buffalo 17, @Denver 16
1967 (11/19)—Denver 21, @Buffalo 20
1968 (12/14)—@Denver 34, Buffalo 32
1969 (9/28)—@Buffalo 41, Denver 28
1970 (9/20)—Denver 25, @Buffalo 10
1975 (10/5)—@Buffalo 38, Denver 14
1977 (9/25)—@Denver 26, Buffalo 6
1979 (12/2)—Denver 19, @Buffalo 16
1981 (10/25)—@Buffalo 9, Denver 7
1984 (10/21)—Denver 37, @Buffalo 7
1987 (11/8)—@Buffalo 21, Denver 14
1989 (9/18)—Denver 28, @Buffalo 14

1990 (9/30)—@Buffalo 29, Denver 28
1991 (1/12)—@Buffalo 10, Denver 7*
1992 (12/12)—@Buffalo 27, Denver 17
1994 (9/26)—@Buffalo 27, Denver 20
1995 (9/3)—@Denver 22, Buffalo 7
1997 (10/26)—Denver 23, @Buffalo 20 (OT)
2002 (9/22)—@Denver 28, Buffalo 23
2005 (12/17)—Denver 28, @Cleveland 17
RS Pts.—DEN 719, BUF 754
PS Pts.—DEN 7, BUF 10
*AFC Championship Game

CAROLINA PANTHERS

Reg. Season: (2-0-0 / 1.000)
Home (2-0) / Away (0-0)

1997 (11/9)—@Denver 34, Carolina 0
2004 (10/10)—@Denver 20, Carolina 17
RS Pts.—DEN 54, CAR 17

CHICAGO BEARS

Reg. Season: (6-6-0 / .500)
Home (4-3) / Away (2-3)

1971 (12/5)—@Denver 6, Chicago 3
1973 (9/30)—Chicago 33, @Denver 14
1976 (12/12)—Denver 28, @Chicago 14
1978 (10/16)—@Denver 16, Chicago 7
1981 (12/20)—@Chicago 35, Denver 24
1983 (10/2)—@Chicago 31, Denver 14
1984 (9/9)—@Chicago 27, Denver 0
1987 (11/16)—@Denver 31, Chicago 29
1990 (11/18)—Chicago 16, @Denver 13 (OT)
1993 (12/14)—Denver 13, @Chicago 3
1996 (11/4)—@Denver 17, Chicago 12
2003 (11/23)—Chicago 19, @Denver 10
RS Pts.—DEN 186, CHI 229

CINCINNATI BENGALS

Reg. Season: (15-8-0 / .652)
Home (10-2) / Away (5-6)

1968 (9/15)—@Cincinnati 24, Denver 10
1968 (10/6)—@Denver 10, Cincinnati 7
1969 (10/19)—Denver 30, @Cincinnati 23
1969 (12/14)—@Denver 27, Cincinnati 16
1971 (11/14)—Cincinnati 24, @Denver 10
1972 (10/8)—@Cincinnati 21, Denver 10
1973 (9/16)—@Denver 28, Cincinnati 10
1975 (11/9)—Cincinnati 17, @Denver 16
1976 (9/12)—@Cincinnati 17, Denver 7
1977 (10/23)—Denver 24, @Cincinnati 13
1979 (9/2)—@Denver 10, Cincinnati 0
1981 (11/22)—@Cincinnati 38, Denver 21
1983 (10/16)—@Denver 24, Cincinnati 17
1984 (9/2)—@Denver 20, Cincinnati 17
1986 (11/30)—@Denver 34, Cincinnati 28
1991 (9/1)—@Denver 45, Cincinnati 14
1994 (11/27)—@Denver 15, Cincinnati 13
1996 (9/29)—Denver 14, @Cincinnati 10
1997 (9/21)—@Denver 38, Cincinnati 20
1998 (11/1)—Denver 33, @Cincinnati 26
2000 (10/22)—@Cincinnati 31, Denver 21
2003 (9/7)—Denver 30, @Cincinnati 10
2004 (10/25)—@Cincinnati 23, Denver 10
RS Pts.—DEN 487, CIN 419

CLEVELAND BROWNS

Reg. Season: (15-5-0 / .750)
Home (8-3) / Away (7-2)

Postseason: (3-0 / 1.000)
Home (2-0) / Away (1-0) / S.B. (0-0)
1970 (12/20)—Cleveland 27, @Denver 13
1971 (10/24)—Denver 27, @Cleveland 0
1972 (10/29)—Cleveland 27, @Denver 20
1974 (10/27)—@Cleveland 23, Denver 21
1975 (10/19)—@Denver 16, Cleveland 15
1976 (9/26)—@Denver 44, Cleveland 13
1978 (11/12)—Denver 19, @Cleveland 7
1980 (10/5)—Denver 19, @Cleveland 16
1981 (11/1)—@Denver 23, Cleveland 20 (OT)
1983 (12/4)—@Denver 27, Cleveland 6
1984 (9/16)—Denver 24, @Cleveland 14

1986 (1/11)—Denver 23, @Cleveland 20 (OT)*
1987 (1/17)—@Denver 38, Cleveland 33*
1988 (11/13)—@Denver 30, Cleveland 7
1989 (10/1)—@Cleveland 16, Denver 13
1989 (1/14)—@Denver 37, Cleveland 21*
1990 (10/18)—Cleveland 30, @Denver 29
1991 (12/8)—Denver 17, @Cleveland 7
1992 (9/27)—Denver 12, @Cleveland 0
1993 (11/7)—Denver 29, @Cleveland 14
1994 (10/30)—@Denver 26, Cleveland 14
2000 (10/15)—@Denver 44, Cleveland 10
2003 (12/14)—@Denver 23, Cleveland 20 (OT)
RS Pts.—DEN 476, CLE 286
PS Pts.—DEN 58, CLE 74
*AFC Championship Game

DALLAS COWBOYS

Reg. Season: (5-4-0 / .556)
Home (3-2) / Away (2-2)

Postseason: (0-1 / .000)
Home (0-0) / Away (0-0) / S.B. (0-1)
1973 (12/2)—Dallas 22, @Denver 10
1977 (12/18)—@Dallas 14, Denver 6
1977 (1/15)—Dallas 27, Denver 10*
1980 (9/14)—@Denver 41, Dallas 20
1986 (10/5)—@Denver 29, Dallas 14
1992 (12/6)—Dallas 31, @Denver 27
1995 (10/1)—@Dallas 31, Denver 21
1998 (9/13)—@Denver 42, Dallas 23
2001 (11/22)—Denver 26, @Dallas 24
2005 (11/24)—Denver 24, @Dallas 21 (OT)
RS Pts.—DEN 226, DAL 200
PS Pts.—DEN 10, DAL 27
*Super Bowl XII in New Orleans

DETROIT LIONS

Reg. Season: (6-3-0 / .667)
Home (3-1) / Away (3-2)

1971 (11/7)—Detroit 24, @Denver 20
1974 (11/28)—Denver 31, @Detroit 27
1978 (11/23)—@Detroit 17, Denver 14
1981 (10/11)—@Denver 27, Detroit 21
1984 (10/7)—Denver 28, @Detroit 7
1987 (11/1)—@Denver 34, Detroit 0
1990 (11/22)—@Detroit 40, Denver 27
1999 (12/25)—Denver 17, @Detroit 7
2003 (9/28)—@Denver 20, Detroit 16
RS Pts.—DEN 218, DET 159

GREEN BAY PACKERS

Reg. Season: (5-4-1 / .550)
Home (5-0) / Away (0-4-1)

Postseason: (1-0 / 1.000)
Home (0-0) / Away (0-0) / S.B. (1-0)
1971 (9/26)—@Green Bay 34, Denver 13 (Mlv.)
1975 (9/29)—@Denver 23, Green Bay 13
1978 (11/19)—@Denver 16, Green Bay 3
1984 (10/15)—@Denver 17, Green Bay 14
1987 (9/20)—@Green Bay 17, Denver 17 (Mlv.) (T)
1990 (12/30)—@Denver 22, Green Bay 13
1993 (10/10)—@Green Bay 30, Denver 27
1996 (12/8)—@Green Bay 41, Denver 6
1997 (1/25)—Denver 31, Green Bay 24*
1999 (10/17)—@Denver 31, Green Bay 10
2003 (12/28)—@Green Bay 31, Denver 3
RS Pts.—DEN 175, GB 206
PS Pts.—DEN 31, GB 24
*Super Bowl XXXII in San Diego

HOUSTON TEXANS

Reg. Season: (1-0-0 / 1.000)
Home (1-0) / Away (0-0)

2004 (11/7)—@Denver 31, Houston 13
RS Pts.—DEN 31, HOU 13

INDIANAPOLIS COLTS

Reg. Season: (11-4-0 / .733)
Home (6-1) / Away (5-3)

Postseason: (0-2 / .000)
Home (0-0) / Away (0-2) / S.B. (0-0)
1974 (11/10)—Denver 17, @Baltimore 6
1977 (11/27)—@Denver 27, Baltimore 13
1978 (10/22)—@Baltimore 7, Denver 6
1981 (9/20)—@Denver 28, Baltimore 10
1983 (9/11)—Denver 17, @Baltimore 10
1983 (12/11)—@Denver 21, Baltimore 19
1985 (10/31)—Denver 15, @Indianapolis 10
1988 (10/13)—@Indianapolis 55, Denver 23
1989 (10/15)—@Denver 14, Indianapolis 3
1990 (10/21)—Denver 27, @Indianapolis 17
1993 (10/3)—@Denver 35, Indianapolis 13
2001 (1/6)—@Indianapolis 29, Denver 10
2002 (11/24)—Indianapolis 23, @Denver 20 (OT)
2003 (12/21)—Denver 31, @Indianapolis 17
2003 (1/4)—@Indianapolis 41, Denver 10*
2004 (1/2)—@Denver 33, Indianapolis 14
2004 (1/9)—@Indianapolis 49, Denver 24*
RS Pts.—DEN 324, IND 246
PS Pts.—DEN 34, IND 90
*AFC Wild Card Playoff Game
Franchise in Baltimore before 1994

JACKSONVILLE JAGUARS

Reg. Season: (3-2-0 / .600)
Home (2-0) / Away (1-2)

Postseason: (1-1 / .500)
Home (1-1) / Away (0-0) / S.B. (0-0)
1995 (12/3)—@Denver 31, Jacksonville 23
1996 (1/4)—Jacksonville 30, @Denver 27*
1997 (12/27)—@Denver 42, Jacksonville 17**
1998 (10/25)—@Denver 37, Jacksonville 27
1999 (12/13)—@Jacksonville 27, Denver 24
2004 (9/19)—@Jacksonville 7, Denver 6
2005 (10/2)—Denver 20, @Jacksonville 7
RS Pts.—DEN 118, JAC 88
PS Pts.—DEN 69, JAC 47
*AFC Divisional Playoff Game
**AFC Wild Card Playoff Game

KANSAS CITY CHIEFS

Reg. Season: (40-51-0 / .440)
Home (28-18) / Away (12-33)

Postseason: (1-0 / 1.000)
Home (0-0) / Away (1-0) / S.B. (0-0)
1960 (10/30)—Dallas 17, @Denver 14
1960 (11/13)—@Dallas 34, Denver 7
1961 (10/8)—Dallas 19, @Denver 12
1961 (12/10)—@Dallas 49, Denver 21
1962 (11/18)—Dallas 24, @Denver 3
1962 (12/9)—@Dallas 17, Denver 10
1963 (9/7)—Kansas City 59, @Denver 7
1963 (12/8)—@Kansas City 52, Denver 21
1964 (10/11)—@Denver 33, Kansas City 27
1964 (11/1)—@Kansas City 49, Denver 39
1965 (10/10)—Kansas City 31, @Denver 23
1965 (12/19)—@Kansas City 45, Denver 35
1966 (10/8)—@Kansas City 37, Denver 10
1966 (10/23)—Kansas City 56, @Denver 10
1967 (10/29)—@Kansas City 52, Denver 9
1967 (12/17)—Kansas City 38, @Denver 24
1968 (9/22)—@Kansas City 34, Denver 2
1968 (12/14)—Kansas City 30, @Denver 7
1969 (10/5)—Kansas City 26, @Denver 13
1969 (11/27)—@Kansas City 31, Denver 17
1970 (10/4)—@Denver 26, Kansas City 13
1970 (12/6)—@Kansas City 16, Denver 0
1971 (10/3)—Kansas City 16, @Denver 3
1971 (11/21)—@Kansas City 28, Denver 10
1972 (10/1)—Kansas City 45, @Denver 24
1972 (12/3)—@Kansas City 24, Denver 21
1973 (10/7)—@Kansas City 16, Denver 14
1973 (11/25)—@Denver 14, Kansas City 10
1974 (10/6)—Denver 17, @Kansas City 14
1974 (11/18)—Kansas City 42, @Denver 34
1975 (9/21)—@Denver 37, Kansas City 33
1975 (10/26)—@Kansas City 26, Denver 13
1976 (10/24)—Denver 35, @Kansas City 26
1976 (12/5)—@Denver 17, Kansas City 16
1977 (10/9)—@Denver 23, Kansas City 7
1977 (11/20)—Denver 14, @Kansas City 7

1978 (9/24)—Denver 23, @Kansas City 17 (OT)
1978 (12/10)—@Denver 24, Kansas City 3
1979 (10/14)—Denver 24, @Kansas City 10
1979 (10/28)—@Denver 20, Kansas City 3
1980 (10/19)—Kansas City 23, @Denver 17
1980 (12/7)—@Kansas City 31, Denver 14
1981 (10/18)—@Kansas City 28, Denver 14
1981 (12/6)—@Denver 16, Kansas City 13
1982 (12/19)—Kansas City 37, @Denver 16
1983 (10/30)—@Denver 27, Kansas City 24
1983 (12/18)—@Kansas City 48, Denver 17
1984 (9/23)—@Denver 21, Kansas City 0
1984 (12/2)—@Kansas City 16, Denver 13
1985 (10/27)—Denver 30, @Kansas City 10
1985 (12/14)—@Denver 14, Kansas City 13
1986 (11/16)—@Denver 38, Kansas City 17
1986 (12/7)—@Kansas City 37, Denver 10
1987 (10/18)—Denver 26, @Kansas City 17
1987 (12/19)—@Denver 20, Kansas City 17
1988 (9/18)—@Kansas City 20, Denver 13
1988 (11/6)—@Denver 17, Kansas City 11
1989 (9/10)—@Denver 34, Kansas City 20
1989 (11/12)—Denver 16, @Kansas City 13
1990 (9/17)—@Kansas City 23, Denver 20
1990 (12/9)—@Kansas City 31, Denver 20
1991 (10/20)—@Denver 19, Kansas City 16
1991 (11/17)—Denver 24, @Kansas City 20
1992 (10/4)—@Denver 20, Kansas City 19
1992 (12/27)—@Kansas City 42, Denver 20
1993 (9/20)—@Kansas City 15, Denver 7
1993 (12/12)—@Denver 27, Kansas City 21
1994 (10/17)—Kansas City 31, @Denver 28
1994 (12/4)—Denver 20, @Kansas City 17 (OT)
1995 (10/22)—Kansas City 21, @Denver 7
1995 (12/17)—@Kansas City 20, Denver 17
1996 (9/22)—@Kansas City 17, Denver 14
1996 (10/27)—@Denver 34, Kansas City 7
1997 (8/31)—@Denver 19, Kansas City 3
1997 (11/16)—@Kansas City 24, Denver 22
1997 (1/4)—Denver 14, @Kansas City 10*
1998 (11/16)—Denver 30, @Kansas City 7
1998 (12/6)—@Denver 35, Kansas City 31
1999 (9/19)—@Kansas City 26, Denver 10
1999 (12/5)—Kansas City 16, @Denver 10
2000 (9/24)—Kansas City 23, @Denver 22
2000 (12/17)—@Kansas City 20, Denver 7
2001 (10/7)—@Denver 20, Kansas City 6
2001 (12/16)—@Kansas City 26, Denver 23 (OT)
2002 (10/20)—Denver 37, @Kansas City 34 (OT)
2002 (12/15)—@Denver 31, Kansas City 24
2003 (10/5)—@Kansas City 24, Denver 23
2003 (12/7)—@Denver 45, Kansas City 27
2004 (9/12)—@Denver 34, Kansas City 24
2004 (12/19)—@Kansas City 45, Denver 17
2005 (9/26)—@Denver 30, Kansas City 10
2005 (12/4)—@Kansas City 31, Denver 27
RS Pts.—DEN 1,806, KC 2,195
PS Pts.—DEN 14, KC 10
*AFC Divisional Playoff Game
Franchise in Dallas before 1963 and known as the Texans

MIAMI DOLPHINS

Reg. Season: (3-10-1 / .250)
Home (3-3-1) / Away (0-7)

Postseason: (1-0 / 1.000)
Home (1-0) / Away (0-0) / S.B. (0-0)
1966 (10/16)—@Miami 24, Denver 7
1966 (12/4)—@Denver 17, Miami 7
1967 (9/17)—@Miami 35, Denver 21
1968 (10/27)—@Denver 21, Miami 14
1969 (12/7)—@Miami 27, Denver 24
1971 (9/19)—@Denver 10, Miami 10 (T)
1975 (12/20)—@Miami 14, Denver 13
1985 (9/29)—Miami 30, @Denver 26
1998 (12/21)—@Miami 31, Denver 21
1998 (1/9)—@Denver 38, Miami 3*
1999 (9/13)—Miami 38, @Denver 21
2001 (12/2)—@Miami 21, Denver 10
2002 (10/13)—Miami 24, @Denver 22
2004 (12/12)—@Denver 20, Miami 17
2005 (9/11)—@Miami 34, Denver 10
RS Pts.—DEN 243, MIA 326
PS Pts.—DEN 38, MIA 3
*AFC Divisional Playoff Game

MINNESOTA VIKINGS

Reg. Season: (4-7-0 / .364)
Home (2-3) / Away (2-4)

1972 (10/15)—Minnesota 23, @Denver 20
1978 (9/11)—@Minnesota 12, Denver 9 (OT)
1984 (11/18)—@Denver 19, Minnesota 17
1987 (10/26)—@Minnesota 34, Denver 27
1990 (11/4)—@Minnesota 27, Denver 24
1991 (9/29)—Denver 13, @Minnesota 6
1993 (11/14)—Minnesota 26, @Denver 23
1996 (11/24)—Denver 21, @Minnesota 17
1999 (10/31)—Minnesota 23, @Denver 20
2003 (10/19)—@Minnesota 28, Denver 20
RS Pts.—DEN 236, MIN 234

NEW ENGLAND PATRIOTS

Reg. Season: (23-15-0 / .605)
Home (15-8) / Away (8-7)

Postseason: (2-0 / 1.000)
Home (2-0) / Away (0-0) / S.B. (0-0)
1960 (9/9)—Denver 13, @Boston 10
1960 (10/23)—@Denver 31, Boston 124
1961 (9/16)—@Boston 45, Denver 17
1961 (12/5)—Boston 28, @Denver 24
1962 (9/21)—@Boston 41, Denver 16
1962 (11/11)—Boston 33, @Denver 29
1963 (9/29)—@Denver 14, Boston 10
1963 (10/18)—@Boston 40, Denver 21
1964 (10/4)—Boston 39, @Denver 10
1964 (11/20)—@Boston 12, Denver 7
1965 (9/24)—Denver 27, @Boston 10
1965 (12/12)—Boston 28, @Denver 20
1966 (9/18)—Boston 24, @Denver 10
1966 (11/6)—Denver 17, @Boston 10
1967 (9/3)—@Denver 26, Boston 21
1968 (9/29)—Boston 20, @Denver 17
1968 (11/3)—@Denver 35, @Boston 14
1969 (9/14)—@Denver 35, Boston 7
1972 (12/17)—@Denver 45, New England 10
1976 (11/28)—@New England 38, Denver 14
1979 (11/11)—@Denver 45, New England 10
1980 (9/29)—@New England 23, Denver 14
1984 (11/4)—@Denver 26, New England 19
1986 (9/28)—@Denver 27, New England 20
1986 (1/4)—@Denver 22, New England 17*
1987 (12/6)—@Denver 31, New England 10
1988 (12/17)—@Denver 21, New England 10
1991 (10/27)—Denver 9, @New England 6
1991 (12/1)—@Denver 20, New England 3
1995 (10/8)—Denver 37, @New England 3
1996 (11/17)—Denver 34, @New England 8
1997 (10/6)—@Denver 34, New England 13
1998 (9/7)—@Denver 27, New England 13
1999 (10/24)—@New England 24, Denver 23
2000 (10/1)—New England 28, @Denver 19
2001 (10/28)—@Denver 31, New England 20
2002 (12/27)—Denver 24, @New England 16
2003 (11/3)—New England 30, @Denver 26
2005 (10/16)—@Denver 28, New England 20
2005 (1/4)—@Denver 27, New England 13*
RS Pts.—DEN 904, NE 769
PS Pts.—DEN 49, NE 30
*AFC Divisional Playoff Game
Franchise in Boston before 1997

NEW ORLEANS SAINTS

Reg. Season: (6-2-0 / .750)
Home (3-1) / Away (3-1)

1970 (11/22)—Denver 31, @New Orleans 6
1974 (10/13)—@Denver 33, New Orleans 17
1979 (11/4)—@Denver 10, New Orleans 3
1985 (9/15)—@Denver 34, New Orleans 23
1988 (11/20)—@New Orleans 42, Denver 0
1994 (12/24)—New Orleans 30, @Denver 28
2000 (12/23)—Denver 38, @New Orleans 23
2004 (11/21)—Denver 34, @New Orleans 13
RS Pts.—DEN 208, NO 157

NEW YORK GIANTS

Reg. Season: (4-5-0 / .444)
Home (3-1) / Away (1-4)
 Postseason: (0-1 / .000)
Home (0-0) / Away (0-0) / S.B. (0-1)
 1972 (11/5)—@New York 29, Denver 17
 1976 (11/21)—@Denver 14, New York 13
 1980 (10/26)—Denver 14, @New York 9
 1986 (11/23)—@New York 19, Denver 16
1986 (1/25)—New York 39, Denver 20*
 1989 (12/10)—New York 14, @Denver 17
 1992 (11/15)—@Denver 27, New York 13
 1998 (12/13)—@New York 20, Denver 16
 2001 (9/10)—@Denver 31, New York 20
 2005 (10/23)—@New York 24, Denver 23
RS Pts.—DEN 165, NYG 161
PS Pts.—DEN 20, NYG 39
**Super Bowl XXI in Pasadena, Calif.*

NEW YORK JETS

Reg. Season: (15-14-1 / .517)
Home (9-7) / Away (6-7-1)
 Postseason: (1-0 / 1.000)
Home (1-0) / Away (0-0) / S.B. (0-0)
 1960 (9/23)—@New York 28, Denver 24
 1960 (12/4)—New York 30, @Denver 27
 1961 (9/24)—@New York 35, Denver 28
 1961 (10/22)—@Denver 27, New York 10
 1962 (9/30)—Denver 32, @New York 10
 1962 (11/22)—New York 46, @Denver 45
 1963 (10/26)—Denver 35, @New York 35 (T)
 1963 (11/17)—New York 14, @Denver 9
 1964 (9/12)—@New York 30, Denver 6
 1964 (11/15)—@Denver 20, New York 16
 1965 (10/3)—@Denver 16, New York 13
 1965 (10/31)—@New York 45, Denver 10
 1966 (9/25)—New York 16, @Denver 7
 1967 (9/24)—New York 38, @Denver 24
 1967 (12/3)—Denver 33, @New York 24
 1968 (10/13)—Denver 21, @New York 13
 1969 (9/21)—@Denver 21, New York 19
 1973 (10/28)—Denver 40, New York 28
 1976 (9/19)—@Denver 46, New York 3
 1978 (11/5)—New York 31, @Denver 28
 1980 (11/16)—@Denver 31, New York 24
 1986 (10/20)—@New York 22, Denver 10
 1992 (11/8)—@Denver 27, New York 16
 1993 (9/5)—Denver 26, @New York 20
 1994 (9/11)—@New York 25, Denver 22 (OT)
 1996 (9/1)—@Denver 31, New York 6
1998 (1/17)—@Denver 23, New York 10*
 1999 (10/3)—New York 21, @Denver 13
 2000 (11/5)—Denver 30, @New York 23
 2002 (12/8)—@New York 19, Denver 13
 2005 (11/20)—@Denver 27, New York 0
RS Pts.—DEN 729, NYJ 660
PS Pts.—DEN 23, NYJ 10
**AFC Championship Game*
Franchise known as Titans before 1963

OAKLAND RAIDERS

Reg. Season: (36-53-2 / .407)
Home (19-24-2) / Away (17-29)
 Postseason: (1-1 / .500)
Home (1-0) / Away (0-1) / S.B. (0-0)
 1960 (10/2)—@Denver 31, Oakland 14
 1960 (12/17)—@Oakland 48, Denver 10
 1961 (10/1)—@Oakland 33, Denver 19
 1961 (10/15)—@Denver 27, Oakland 24
 1962 (10/5)—@Denver 44, Oakland 7
 1962 (10/14)—Denver 23, @Oakland 6
 1963 (11/28)—Oakland 26, @Denver 10
 1963 (12/15)—@Oakland 35, Denver 31
 1964 (10/25)—@Oakland 40, Denver 7
 1964 (11/29)—@Denver 20, Oakland 20 (T)
 1965 (11/21)—Oakland 28, @Denver 20
 1965 (12/5)—@Oakland 28, Denver 13
 1966 (11/20)—Oakland 17, @Denver 3
 1966 (12/11)—@Oakland 28, Denver 10
 1967 (9/10)—@Oakland 51, Denver 0
 1967 (11/5)—Oakland 21, @Denver 17
 1968 (11/10)—Oakland 43, @Denver 7
 1968 (12/8)—@Oakland 33, Denver 27
 1969 (10/12)—Oakland 24, @Denver 14

PHILADELPHIA EAGLES

Reg. Season: (4-6-0 / .400)
Home (3-2) / Away (1-4)
 1971 (10/31)—@Philadelphia 17, Denver 16
 1975 (12/14)—@Denver 25, Philadelphia 10
 1972 (10/22)—Denver 30, @Oakland 23
 1972 (11/19)—Oakland 37, @Denver 20
 1973 (10/22)—@Denver 23, Oakland 23 (T)
 1973 (12/16)—@Oakland 21, Denver 17
 1974 (11/3)—Oakland 28, @Denver 17
 1974 (11/24)—Denver 20, @Oakland 17
 1975 (11/2)—Oakland 42, @Denver 17
 1975 (12/8)—@Oakland 17, Denver 10
 1976 (10/17)—Oakland 17, @Denver 10
 1976 (10/31)—@Oakland 19, Denver 6
 1977 (10/16)—Denver 30, @Oakland 7
 1977 (10/30)—Oakland 24, @Denver 14
1977 (1/1)—@Denver 20, Oakland 17*
 1978 (9/3)—@Denver 14, Oakland 6
 1978 (12/3)—Denver 21, @Oakland 6
 1979 (9/30)—Oakland 27, Denver 3
 1979 (11/25)—Oakland 14, @Denver 10
 1980 (12/1)—@Oakland 9, Denver 3
 1980 (12/14)—Oakland 24, @Denver 21
 1981 (9/6)—@Denver 9, Oakland 7
 1981 (10/4)—Denver 17, @Oakland 0
 1982 (12/26)—@Los Angeles 27, Denver 10
 1983 (9/25)—Los Angeles 22, @Denver 7
 1983 (11/13)—@Los Angeles 22, Denver 20
 1984 (9/30)—@Denver 16, Los Angeles 13
 1984 (10/28)—Denver 22, @Los Angeles 19 (OT)
 1985 (11/24)—@Los Angeles 31, Denver 28 (OT)
 1986 (12/8)—Los Angeles 17, @Denver 14 (OT)
 1986 (9/7)—@Denver 38, Los Angeles 36
 1986 (11/2)—Denver 21, @Los Angeles 10
 1987 (10/12)—@Denver 30, Los Angeles 14
 1987 (11/22)—Denver 23, @Los Angeles 17
 1988 (9/26)—Los Angeles 30, @Denver 27 (OT)
 1988 (12/4)—@Los Angeles 21, Denver 20
 1989 (12/4)—@Denver 31, Los Angeles 21
 1989 (9/23)—@Los Angeles 16, Denver 13 (OT)
 1990 (9/9)—@Los Angeles 14, Denver 9
 1990 (12/2)—Los Angeles 23, @Denver 20
 1991 (9/8)—@Los Angeles 16, Denver 13
 1991 (11/10)—Los Angeles 17, @Denver 16
 1992 (9/6)—@Denver 17, Los Angeles 13
 1992 (11/22)—@Los Angeles 24, Denver 0
 1993 (10/18)—Los Angeles 23, @Denver 20
 1993 (1/2)—@Los Angeles 33, Denver 30 (OT)
1993 (1/9)—@Los Angeles 42, Denver 24**
 1994 (9/18)—Los Angeles 48, @Denver 16
 1994 (12/11)—@Los Angeles 23, Denver 13
 1995 (10/16)—@Denver 27, Oakland 0
 1995 (12/24)—Denver 31, @Oakland 28
 1996 (11/4)—Denver 22, @Oakland 21
 1996 (12/15)—@Denver 24, Oakland 19
 1997 (10/19)—@Oakland 28, Denver 25
 1997 (11/24)—@Denver 31, Oakland 3
 1998 (9/20)—Denver 34, @Oakland 17
 1998 (11/22)—@Denver 40, Oakland 14
 1999 (10/10)—Denver 16, @Oakland 13
 1999 (11/22)—@Denver 27, Oakland 21 (OT)
 2000 (9/17)—Denver 33, @Oakland 24
 2000 (11/13)—@Denver 27, Oakland 24
 2001 (10/15)—@Oakland 38, Denver 28
 2001 (12/30)—@Denver 23, Oakland 17
 2002 (11/11)—Oakland 34, @Denver 10
 2002 (12/22)—@Oakland 28, Denver 16
 2003 (9/22)—@Denver 31, Oakland 10
 2003 (11/30)—Denver 22, @Oakland 8
 2004 (10/17)—Denver 31, @Oakland 3
 2004 (11/28)—Oakland 25, @Denver 24
 2005 (11/13)—Denver 31, @Oakland 17
 2005 (12/24)—@Denver 22, Oakland 3
RS Pts.—DEN 1,775, OAK 1,983
PS Pts.—DEN 44, OAK 59
**AFC Championship Game*
***AFC Wild Card Playoff Game*
Franchise in Los Angeles from 1982-94

SAN DIEGO CHARGERS

Reg. Season: (52-39-1 / .571)
Home (34-11-1) / Away (18-28)
 1960 (10/16)—Los Angeles 23, @Denver 19
 1960 (12/10)—@Los Angeles 41, Denver 33
 1961 (10/29)—@San Diego 37, Denver 0
 1962 (11/12)—San Diego 19, @Denver 16
 1962 (9/7)—@Denver 30, San Diego 21
 1962 (11/4)—Denver 23, @San Diego 20
 1963 (10/6)—@Denver 50, San Diego 34
 1963 (12/22)—@San Diego 58, Denver 20
 1964 (10/18)—@San Diego 42, Denver 14
 1964 (11/8)—San Diego 31, @Denver 20
 1965 (9/11)—@San Diego 34, Denver 31
 1965 (11/7)—San Diego 35, @Denver 21
 1966 (10/30)—@San Diego 24, Denver 17
 1966 (11/27)—@Denver 20, San Diego 17
 1967 (10/22)—San Diego 38, @Denver 21
 1967 (11/23)—@San Diego 24, Denver 20

1968 (10/20)—@San Diego 55, Denver 24
 1968 (12/1)—San Diego 47, @Denver 23
 1969 (11/2)—@Denver 13, San Diego 0
 1969 (11/23)—@San Diego 45, Denver 24
 1970 (11/8)—@San Diego 24, Denver 21
 1970 (12/13)—@Denver 17, San Diego 17 (T)
 1971 (10/17)—@Denver 20, San Diego 16
 1971 (12/12)—@San Diego 45, Denver 17
 1972 (9/24)—@San Diego 37, Denver 14
 1972 (12/10)—@Denver 38, San Diego 13
 1973 (11/11)—@Denver 30, San Diego 19
 1973 (12/9)—Denver 42, @San Diego 28
 1974 (10/20)—@Denver 27, San Diego 7
 1974 (12/15)—@San Diego 17, Denver 0
 1975 (11/16)—Denver 27, @San Diego 17
 1975 (11/30)—@Denver 13, San Diego 10 (OT)
 1976 (10/3)—@Denver 26, San Diego 0
 1976 (11/14)—Denver 17, @San Diego 0
 1977 (11/13)—Denver 17, @San Diego 14
 1977 (12/11)—@Denver 17, San Diego 9
 1978 (9/17)—@Denver 27, San Diego 14
 1978 (10/8)—@San Diego 23, Denver 0
 1979 (10/7)—@Denver 7, San Diego 0
 1979 (12/17)—@San Diego 17, Denver 7
 1980 (9/21)—San Diego 30, @Denver 13
 1980 (11/9)—Denver 20, @San Diego 13
 1981 (9/27)—@Denver 42, San Diego 24
 1981 (11/29)—@San Diego 34, Denver 17
 1982 (9/12)—San Diego 23, @Denver 3
 1982 (11/28)—@San Diego 30, Denver 20
 1983 (10/23)—@Denver 14, San Diego 6
 1983 (11/27)—@San Diego 31, Denver 7
 1984 (11/11)—@Denver 16, San Diego 13
 1984 (12/9)—Denver 16, @San Diego 13
 1985 (11/3)—@San Diego 30, Denver 10
 1985 (11/17)—@Denver 30, San Diego 24 (OT)
 1986 (10/12)—Denver 31, @San Diego 14
 1986 (11/9)—San Diego 9, @Denver 3
 1987 (11/29)—Denver 31, @San Diego 17
 1987 (12/27)—@Denver 24, San Diego 0
 1988 (9/11)—@Denver 34, San Diego 3
 1988 (10/2)—Denver 12, @San Diego 0
 1989 (10/8)—@Denver 16, San Diego 10
 1989 (12/24)—@San Diego 19, Denver 16
 1990 (11/11)—@San Diego 19, Denver 7
 1990 (12/16)—@Denver 20, San Diego 10
 1991 (9/22)—@Denver 27, San Diego 19
 1991 (12/22)—Denver 17, @San Diego 14
 1992 (9/13)—@Denver 21, San Diego 13
 1992 (10/25)—@San Diego 24, Denver 21
 1993 (9/12)—@Denver 34, San Diego 17
 1993 (12/5)—@San Diego 13, Denver 10
 1994 (9/4)—San Diego 37, @Denver 34
 1994 (10/23)—Denver 20, @San Diego 15
 1995 (9/24)—@San Diego 17, Denver 6
 1995 (11/19)—@Denver 30, San Diego 27
 1996 (10/6)—@Denver 28, San Diego 17
 1996 (12/22)—@San Diego 16, Denver 10
 1997 (11/30)—Denver 38, @San Diego 28
 1997 (12/21)—@Denver 38, San Diego 3
 1998 (11/8)—@Denver 27, San Diego 10
 1998 (11/29)—Denver 31, @San Diego 16
 1999 (11/7)—Denver 33, @San Diego 17
 1999 (1/2)—San Diego 12, @Denver 6
 2000 (10/8)—Denver 21, @San Diego 7
 2000 (11/19)—@Denver 38, San Diego 37
 2001 (10/21)—@San Diego 27, Denver 10
 2001 (11/11)—@Denver 26, San Diego 16
 2002 (10/6)—@Denver 26, San Diego 9
 2002 (12/1)—@San Diego 30, Denver 27 (OT)
 2003 (9/14)—Denver 37, @San Diego 13
 2003 (11/16)—@Denver 37, San Diego 8
 2004 (9/26)—@Denver 23, San Diego 13
 2004 (12/5)—@San Diego 20, Denver 17
 2005 (9/18)—@Denver 20, San Diego 17
 2005 (12/31)—Denver 23, @San Diego 7
RS Pts.—DEN 1,961, SD 1,863
Franchise in Los Angeles before 1961

SAN FRANCISCO 49ERS

Reg. Season: (6-4-0 / .600)
Home (3-1) / Away (3-3)
 Postseason: (0-1 / .000)
Home (0-0) / Away (0-0) / S.B. (0-1)
 1970 (10/25)—@San Francisco 19, Denver 14
 1973 (9/23)—San Francisco 36, @Denver 34
 1979 (11/18)—Denver 38, @San Francisco 28
 1982 (9/19)—@Denver 24, San Francisco 21
 1985 (11/1)—@Denver 17, San Francisco 16
 1988 (10/9)—Denver 16, @San Fran 13 (OT)
1989 (1/28)—San Francisco 55, Denver 10*
 1994 (12/17)—@San Francisco 42, Denver 19
 1997 (12/15)—@San Francisco 34, Denver 17
 2000 (12/23)—@Denver 38, San Francisco 9
 2002 (9/15)—Denver 24, @San Francisco 14
RS Pts.—DEN 241, SF 232
PS Pts.—DEN 10, SF 55
**Super Bowl XXIV in New Orleans*

SEATTLE SEAHAWKS

Reg. Season: (33-17-0 / .660)
Home (20-4) / Away (13-13)
 Postseason: (0-1 / .000)
Home (0-0) / Away (0-1) / S.B. (0-0)
 1977 (10/2)—Denver 24, @Seattle 13
 1978 (10/1)—@Denver 28, Seattle 7
 1978 (10/29)—Denver 20, @Seattle 17 (OT)
 1979 (9/23)—@Denver 37, Seattle 34
 1979 (12/8)—@Seattle 28, Denver 23
 1980 (11/23)—@Denver 36, Seattle 20
 1980 (12/21)—Denver 25, @Seattle 17
 1981 (9/13)—@Seattle 13, Denver 10
 1981 (12/13)—@Denver 23, Seattle 13
 1982 (11/21)—Seattle 17, @Denver 10
 1982 (1/2)—@Seattle 13, Denver 11
 1983 (11/6)—@Seattle 27, Denver 19
 1983 (11/20)—@Denver 38, Seattle 27
1983 (12/24)—@Seattle 31, Denver 7*
 1984 (11/25)—Seattle 27, @Denver 24
 1984 (12/15)—Denver 31, @Seattle 14
 1985 (10/20)—@Denver 13, Seattle 10 (OT)
 1985 (12/20)—Denver 27, @Seattle 24
 1986 (10/26)—@Denver 20, Seattle 13
 1986 (12/20)—@Seattle 41, Denver 16
 1987 (9/13)—@Denver 40, Seattle 17
 1987 (12/13)—@Seattle 28, Denver 21
 1988 (9/4)—Seattle 21, @Denver 14
 1988 (12/11)—@Seattle 42, Denver 14
 1989 (10/22)—Denver 24, Seattle 21 (OT)
 1989 (11/26)—@Denver 41, Seattle 14
 1990 (9/23)—@Denver 34, Seattle 31 (OT)
 1990 (12/23)—@Seattle 17, Denver 12
 1991 (9/15)—@Denver 16, Seattle 10
 1991 (11/24)—@Seattle 13, Denver 10
 1992 (11/30)—@Seattle 16, Denver 13 (OT)
 1992 (12/20)—@Denver 10, Seattle 6
 1993 (10/31)—@Denver 28, Seattle 17
 1993 (11/28)—Denver 17, @Seattle 9
 1994 (10/9)—Denver 16, @Seattle 9
 1994 (11/13)—@Denver 17, Seattle 10
 1995 (10/1)—@Seattle 27, Denver 10
 1995 (10/12)—Seattle 31, @Denver 27
 1996 (9/8)—Denver 30, @Seattle 20
 1996 (12/1)—@Denver 34, Seattle 7
 1997 (9/7)—Denver 35, @Seattle 14
 1997 (11/2)—@Denver 30, Seattle 27
 1998 (10/11)—Denver 21, @Seattle 16
 1998 (12/27)—@Denver 28, Seattle 21
 1999 (11/14)—@Seattle 20, Denver 17
 1999 (12/19)—@Denver 36, Seattle 30 (OT)
 2000 (11/26)—Denver 38, @Seattle 31
 2000 (12/10)—@Denver 31, Seattle 24
 2001 (11/18)—Washington 17, @Denver 10
 2001 (12/9)—@Denver 20, Seattle 7
 2002 (11/17)—Denver 31, @Seattle 9
RS Pts.—DEN 1,171, SEA 974
PS Pts.—DEN 7, SEA 31
**AFC Wild Card Playoff Game*

TAMPA BAY BUCCANEERS

Reg. Season: (4-2-0 / .667)
Home (2-1) / Away (2-1)
 1976 (11/7)—@Denver 48, Tampa Bay 13
 1981 (11/15)—Denver 24, @Tampa Bay 7
 1993 (12/26)—Tampa Bay 17, @Denver 10
 1996 (9/15)—@Tampa Bay 27, Tampa Bay 23
 1999 (9/26)—@Tampa Bay 13, Denver 10
 2004 (10/3)—Denver 16, @Tampa Bay 13
RS Pts.—DEN 135, TB 86

TENNESSEE TITANS

Reg. Season: (12-20-1 / .379)
Home (7-7-1) / Away (5-13)
 Postseason: (2-1 / .667)
Home (2-0) / Away (0-1) / S.B. (0-0)
 1960 (11/6)—Houston 45, @Denver 25
 1960 (11/20)—@Houston 20, Denver 10
 1961 (11/5)—Houston 55, @Denver 14
 1961 (11/26)—@Houston 45, Denver 14
 1962 (10/21)—@Denver 20, Houston 10
 1962 (12/2)—@Houston 34, Denver 17
 1963 (9/14)—@Houston 20, Denver 14
 1963 (10/13)—Houston 33, @Denver 24
 1964 (9/27)—Houston 38, @Denver 17
 1964 (12/20)—@Houston 34, Denver 15
 1965 (10/17)—@Denver 28, Houston 17
 1965 (11/14)—Denver 31, @Houston 21
 1966 (9/3)—@Houston 45, Denver 7
 1966 (10/2)—@Denver 40, Houston 38
 1967 (10/1)—@Houston 10, Denver 6
 1967 (11/12)—Houston 20, @Denver 18
 1968 (11/17)—@Houston 38, Denver 17
 1969 (10/26)—@Houston 24, Denver 21
 1969 (11/16)—@Denver 20, Houston 20 (T)
 1970 (11/29)—@Houston 31, Denver 21
 1972 (9/7)—@Denver 30, Houston 17
 1973 (10/14)—Denver 48, @Houston 20
 1974 (12/8)—@Denver 37, Houston 14
 1976 (10/10)—@Houston 17, Denver 3
 1977 (12/4)—Denver 24, @Houston 14
1979 (12/23)—@Houston 13, Denver 7*
 1980 (11/2)—Houston 20, @Denver 7
 1983 (10/9)—Denver 26, @Houston 14
 1985 (10/6)—@Denver 31, Houston 20
 1987 (10/4)—Houston 40, @Denver 10
1987 (1/10)—@Denver 34, Houston 10**
 1991 (10/6)—@Houston 42, Denver 14
1991 (1/4)—@Denver 26, Houston 24**
 1992 (10/18)—@Denver 27, Houston 21
 1995 (11/26)—@Houston 42, Denver 33
 2004 (12/25)—Denver 37, @Tennessee 16
RS Pts.—DEN 715, TEN 895
PS Pts.—DEN 67, TEN 47
**AFC Wild Card Playoff Game*
***AFC Divisional Playoff Game*
Franchise in Houston before 1997 and known as the Oilers before 1999

WASHINGTON REDSKINS

Reg. Season: (6-4-0 / .600)
Home (4-2) / Away (2-2)
 Postseason: (0-1 / .000)
Home (0-0) / Away (0-0) / S.B. (0-1)
 1970 (11/1)—Washington 19, @Denver 3
 1974 (9/30)—@Washington 30, Denver 3
 1980 (10/13)—@Denver 20, Washington 17
 1986 (12/13)—@Denver 31, Washington 30
1987 (1/31)—Washington 42, Denver 10*
 1989 (11/20)—Denver 14, @Washington 10
 1992 (10/12)—@Washington 34, Denver 3
 1995 (9/17)—Denver 38, Washington 31
 1998 (9/27)—Denver 38, @Washington 16
 2001 (11/18)—Washington 17, @Denver 10
 2005 (10/9)—@Denver 21, Washington 19
RS Pts.—DEN 181, WAS 223
PS Pts.—DEN 10, WAS 42
**Super Bowl XXII in San Diego*

BRONCOS VS. THE NFL (REGULAR SEASON / POSTSEASON / PRESEASON)

| Franchise | REGULAR SEASON | | | | | | POSTSEASON | | | PRESEASON | | | |
|----------------------|----------------|------------|-----------|--------------|---------------|---------------|------------|-----------|--------------|------------|-----------|----------|--------------|
| | W | L | T | Pct. | PF | PA | W | L | Pct. | W | L | T | Pct. |
| Arizona Cardinals | 6 | 0 | 1 | 0.929 | 198 | 66 | 0 | 0 | — | 11 | 5 | 0 | 0.688 |
| Atlanta Falcons | 7 | 4 | 0 | 0.636 | 317 | 265 | 1 | 0 | 1.000 | 4 | 2 | 0 | 0.667 |
| Baltimore Ravens | 2 | 3 | 0 | 0.400 | 99 | 124 | 0 | 1 | 0.000 | 0 | 0 | 0 | — |
| Buffalo Bills | 14 | 17 | 1 | 0.453 | 719 | 754 | 0 | 1 | 0.000 | 3 | 4 | 0 | 0.429 |
| Carolina Panthers | 2 | 0 | 0 | 1.000 | 54 | 17 | 0 | 0 | — | 2 | 1 | 0 | 0.667 |
| Chicago Bears | 6 | 6 | 0 | 0.500 | 186 | 229 | 0 | 0 | — | 4 | 2 | 0 | 0.667 |
| Cincinnati Bengals | 15 | 8 | 0 | 0.652 | 487 | 419 | 0 | 0 | — | 4 | 1 | 0 | 0.800 |
| Cleveland Browns | 15 | 5 | 0 | 0.750 | 476 | 286 | 3 | 0 | 1.000 | 0 | 0 | 0 | — |
| Dallas Cowboys | 5 | 4 | 0 | 0.556 | 226 | 200 | 0 | 1 | 0.000 | 6 | 5 | 0 | 0.545 |
| Detroit Lions | 6 | 3 | 0 | 0.667 | 218 | 159 | 0 | 0 | — | 2 | 1 | 0 | 0.667 |
| Green Bay Packers | 5 | 4 | 1 | 0.550 | 175 | 206 | 1 | 0 | 1.000 | 6 | 2 | 0 | 0.750 |
| Houston Texans | 1 | 0 | 0 | 1.000 | 31 | 13 | 0 | 0 | — | 3 | 0 | 0 | 1.000 |
| Indianapolis Colts | 11 | 4 | 0 | 0.733 | 324 | 246 | 0 | 2 | 0.000 | 7 | 6 | 0 | 0.538 |
| Jacksonville Jaguars | 3 | 2 | 0 | 0.600 | 118 | 88 | 1 | 1 | 0.500 | 0 | 2 | 0 | 0.000 |
| Kansas City Chiefs | 40 | 51 | 0 | 0.440 | 1,806 | 2,195 | 1 | 0 | 1.000 | 1 | 7 | 0 | 0.125 |
| Miami Dolphins | 3 | 10 | 1 | 0.250 | 243 | 326 | 1 | 0 | 1.000 | 5 | 6 | 0 | 0.455 |
| Minnesota Vikings | 4 | 7 | 0 | 0.364 | 236 | 234 | 0 | 0 | — | 5 | 6 | 0 | 0.455 |
| New England Patriots | 23 | 15 | 0 | 0.605 | 904 | 769 | 2 | 0 | 1.000 | 5 | 3 | 0 | 0.625 |
| New Orleans Saints | 6 | 2 | 0 | 0.750 | 208 | 157 | 0 | 0 | — | 2 | 3 | 0 | 0.400 |
| New York Giants | 4 | 5 | 0 | 0.444 | 165 | 161 | 0 | 1 | 0.000 | 0 | 2 | 0 | 0.000 |
| New York Jets | 15 | 14 | 1 | 0.517 | 729 | 660 | 1 | 0 | 1.000 | 1 | 2 | 0 | 0.333 |
| Oakland Raiders | 36 | 53 | 2 | 0.407 | 1,775 | 1,983 | 1 | 1 | 0.500 | 4 | 7 | 0 | 0.364 |
| Philadelphia Eagles | 4 | 6 | 0 | 0.400 | 217 | 200 | 0 | 0 | — | 0 | 1 | 0 | 0.000 |
| Pittsburgh Steelers | 11 | 6 | 1 | 0.639 | 386 | 359 | 3 | 3 | 0.500 | 0 | 0 | 0 | — |
| St. Louis Rams | 5 | 5 | 0 | 0.500 | 228 | 206 | 0 | 0 | — | 6 | 2 | 0 | 0.750 |
| San Diego Chargers | 52 | 39 | 1 | 0.571 | 1,961 | 1,863 | 0 | 0 | — | 2 | 5 | 0 | 0.286 |
| San Francisco 49ers | 6 | 4 | 0 | 0.600 | 241 | 232 | 0 | 1 | 0.000 | 17 | 14 | 0 | 0.548 |
| Seattle Seahawks | 33 | 17 | 0 | 0.660 | 1,171 | 974 | 0 | 1 | 0.000 | 7 | 0 | 0 | 1.000 |
| Tampa Bay Buccaneers | 4 | 2 | 0 | 0.667 | 135 | 86 | 0 | 0 | — | 2 | 0 | 0 | 1.000 |
| Tennessee Titans | 12 | 20 | 1 | 0.379 | 715 | 895 | 2 | 1 | 0.667 | 4 | 5 | 0 | 0.444 |
| Washington Redskins | 6 | 4 | 0 | 0.600 | 181 | 223 | 0 | 1 | 0.000 | 1 | 5 | 0 | 0.167 |
| TOTAL | 362 | 320 | 10 | 0.530 | 14,929 | 14,595 | 17 | 15 | 0.531 | 114 | 99 | 0 | 0.535 |

BRONCOS VS. AFC WEST (REGULAR SEASON / SINCE AFL/NFL MERGER)

| Year | KC | OAK | SD | SEA | TB* | Home | Away | Overall |
|--------------|--------------|----------------|----------------|--------------|------------|----------------|--------------|------------------|
| 1970 | 1-1 | 0-2 | 0-1-1 | — | — | 1-1-1 | 0-3 | 1-4-1 |
| 1971 | 0-2 | 0-2 | 1-1 | — | — | 1-2 | 0-3 | 1-5 |
| 1972 | 0-2 | 1-1 | 1-1 | — | — | 1-2 | 1-2 | 2-4 |
| 1973 | 1-1 | 0-1-1 | 2-0 | — | — | 2-0-1 | 1-2 | 3-2-1 |
| 1974 | 1-1 | 1-1 | 1-1 | — | — | 1-2 | 2-1 | 3-3 |
| 1975 | 1-1 | 0-2 | 2-0 | — | — | 2-1 | 1-2 | 3-3 |
| 1976 | 2-0 | 0-2 | 2-0 | — | 1-0 | 3-1 | 2-1 | 5-2 |
| 1977 | 2-0 | 1-1 | 2-0 | 1-0 | — | 2-1 | 4-0 | 6-1 |
| 1978 | 2-0 | 2-0 | 1-1 | 2-0 | — | 4-0 | 3-1 | 7-1 |
| 1979 | 2-0 | 0-2 | 1-1 | 1-1 | — | 3-1 | 1-3 | 4-4 |
| 1980 | 0-2 | 0-2 | 1-1 | 2-0 | — | 1-3 | 2-2 | 3-5 |
| 1981 | 1-1 | 2-0 | 1-1 | 1-1 | — | 4-0 | 1-3 | 5-3 |
| 1982 | 0-1 | 0-1 | 0-2 | 0-2 | — | 0-3 | 0-3 | 0-6 |
| 1983 | 1-1 | 0-2 | 1-1 | 1-1 | — | 3-1 | 0-4 | 3-5 |
| 1984 | 1-1 | 2-0 | 2-0 | 1-1 | — | 3-1 | 3-1 | 6-2 |
| 1985 | 2-0 | 0-2 | 1-1 | 2-0 | — | 3-1 | 2-2 | 5-3 |
| 1986 | 1-1 | 2-0 | 1-1 | 1-1 | — | 3-1 | 2-2 | 5-3 |
| 1987 | 2-0 | 2-0 | 2-0 | 1-1 | — | 4-0 | 3-1 | 7-1 |
| 1988 | 1-1 | 0-2 | 2-0 | 0-2 | — | 2-2 | 1-3 | 3-5 |
| 1989 | 2-0 | 1-1 | 1-1 | 2-0 | — | 4-0 | 2-2 | 6-2 |
| 1990 | 1-1 | 0-2 | 1-1 | 1-1 | — | 3-1 | 0-4 | 3-5 |
| 1991 | 2-0 | 0-2 | 2-0 | 1-1 | — | 3-1 | 2-2 | 5-3 |
| 1992 | 1-1 | 1-1 | 1-1 | 1-1 | — | 4-0 | 0-4 | 4-4 |
| 1993 | 1-1 | 0-2 | 1-1 | 2-0 | — | 3-1 | 1-3 | 4-4 |
| 1994 | 1-1 | 0-2 | 1-1 | 2-0 | — | 1-3 | 3-1 | 4-4 |
| 1995 | 0-2 | 2-0 | 1-1 | 0-2 | — | 2-2 | 1-3 | 3-5 |
| 1996 | 1-1 | 2-0 | 1-1 | 2-0 | — | 4-0 | 2-2 | 6-2 |
| 1997 | 1-1 | 1-1 | 2-0 | 2-0 | — | 4-0 | 2-2 | 6-2 |
| 1998 | 2-0 | 2-0 | 2-0 | 2-0 | — | 4-0 | 4-0 | 8-0 |
| 1999 | 0-2 | 2-0 | 1-1 | 1-1 | — | 2-2 | 2-2 | 4-4 |
| 2000 | 0-2 | 2-0 | 2-0 | 2-0 | — | 3-1 | 3-1 | 6-2 |
| 2001 | 1-1 | 1-1 | 1-1 | 1-1 | — | 4-0 | 0-4 | 4-4 |
| 2002 | 2-0 | 0-2 | 1-1 | — | — | 2-1 | 1-2 | 3-3 |
| 2003 | 1-1 | 2-0 | 2-0 | — | — | 3-0 | 2-1 | 5-1 |
| 2004 | 1-1 | 1-1 | 1-1 | — | — | 2-1 | 1-2 | 3-3 |
| 2005 | 1-1 | 2-0 | 2-0 | — | — | 3-0 | 2-1 | 5-1 |
| TOTAL | 39-32 | 32-38-1 | 47-24-1 | 32-17 | 1-0 | 94-36-2 | 57-75 | 151-111-2 |

*Tampa Bay was a member of the AFC Western Division during the franchise's first year of existence. In 1977, the Buccaneers moved to the NFC Central and the Seattle Seahawks moved from the NFC West to the AFC West. Seattle moved back to the NFC West in 2002.

BRONCOS RECORD IN PRIME TIME/HOLIDAYS/OVERTIME

MONDAY NIGHT FOOTBALL

Overall record: 23-29-1 / Home: 18-8-1 / Road: 5-21
(Home team in caps)

DENVER 30, Kansas City 10, Sept. 26, 2005
CINCINNATI 23, Denver 10, Oct. 25, 2004
New England 30, DENVER 26, Nov. 3, 2003
DENVER 31, Oakland 10, Sept. 22, 2003
Oakland 34, DENVER 10, Nov. 11, 2002
BALTIMORE 34, Denver 23, Sept. 30, 2002
OAKLAND 38, Denver 28, Nov. 5, 2001
DENVER 31, New York Giants 20, Sept. 10, 2001
DENVER 27, Oakland 24, Nov. 13, 2000
ST. LOUIS 41, Denver 36, Sept. 4, 2000
JACKSONVILLE 27, Denver 24, Dec. 13, 1999
DENVER 27, Oakland 21, Nov. 22, 1999
Miami 38, DENVER 21, Sept. 13, 1999
MIAMI 31, Denver 21, Dec. 21, 1998
Denver 30, KANSAS CITY 7, Nov. 16, 1998
DENVER 27, New England 21, Sept. 7, 1998
SAN FRANCISCO 34, Denver 17, Dec. 15, 1997
DENVER 31, Oakland 3, Nov. 24, 1997
DENVER 34, New England 13, Oct. 6, 1997
Denver 22, OAKLAND 21, Nov. 4, 1996
DENVER 27, Oakland 0, Oct. 16, 1995
Kansas City 31, DENVER 28, Oct. 17, 1994
BUFFALO 27, Denver 20, Sept. 26, 1994
L.A. Raiders 23, DENVER 20, Oct. 18, 1993
KANSAS CITY 15, Denver 7, Sept. 20, 1993
SEATTLE 16, Denver 13 (OT), Nov. 30, 1992
WASHINGTON 34, Denver 3, Oct. 12, 1992
Cleveland 30, DENVER 29, Oct. 8, 1990
DENVER 24, Kansas City 23, Sept. 17, 1990
Denver 14, WASHINGTON 10, Nov. 20, 1989
Denver 28, BUFFALO 14, Sept. 18, 1989
INDIANAPOLIS 55, DENVER 23, Oct. 31, 1988
L.A. Raiders 30, DENVER 27, Sept. 26, 1988 (OT)
DENVER 31, Chicago 29, Nov. 16, 1987
MINNESOTA 34, Denver 27, Oct. 27, 1987
DENVER 30, L.A. Raiders 14, Oct. 12, 1987
NEW YORK JETS 22, Denver 10, Oct. 20, 1986
Denver 21, PITTSBURGH 10, Sept. 15, 1986
DENVER 17, San Francisco 16, Nov. 11, 1985
DENVER 17, Green Bay 14, Oct. 15, 1984
DENVER 19, Minnesota 17, Nov. 2, 1981
OAKLAND 9, Denver 3, Dec. 1, 1980
DENVER 20, Washington 17, Oct. 13, 1980
NEW ENGLAND 23, Denver 14, Sept. 29, 1980
SAN DIEGO 17, Denver 7, Dec. 17, 1979
PITTSBURGH 42, Denver 7, Oct. 22, 1979
DENVER 16, Chicago 7, Oct. 16, 1978
MINNESOTA 12, Denver 9 OT, Sept. 11, 1978
OAKLAND 17, Denver 10, Dec. 8, 1975
DENVER 23, Green Bay 13, Sept. 29, 1975
Kansas City 42, DENVER 34, Nov. 18, 1974
WASHINGTON 30, Denver 3, Sept. 30, 1974
DENVER 23, Oakland 23, Oct. 22, 1973 (T)

GREEN BAY 30, Denver 27, Sun., Oct. 10, 1993
DENVER 27, N.Y. Giants 13, Sun., Nov. 15, 1992
DENVER 17, L.A. Raiders 13, Sun., Sept. 6, 1992
DENVER 20, Pittsburgh 13, Sun., Nov. 3, 1991
Denver 13, MINNESOTA 6, Sun., Sept. 29, 1991
SEATTLE 17, Denver 12, Sun., Dec. 23, 1990
MINNESOTA 27, Denver 22, Sun., Nov. 4, 1990
SEATTLE 42, Denver 14, Sun., Dec. 11, 1988
SEATTLE 28, Denver 21, Sun., Dec. 19, 1987
Denver 24, CLEVELAND 14, Sun., Sept. 16, 1984
DENVER 21, Oakland 6, Sun., Dec. 3, 1978

OVERTIME GAMES

Overall record: 19-12-2 / Home: 8-4-1 / Road: 11-8-1
(Home team in caps)

Denver 24, DALLAS 21, Nov. 24, 2005
DENVER 23, Cleveland 20, Dec. 14, 2003
SAN DIEGO 30, Denver 27, Dec. 1, 2002
Indianapolis 23, DENVER 20, Nov. 24, 2002
Denver 37, KANSAS CITY 34, Oct. 20, 2002
KANSAS CITY 26, Denver 23, Dec. 16, 2001
DENVER 36, Seattle 30, Dec. 19, 1999
DENVER 27, Oakland 21, Nov. 22, 1999
Denver 23, BUFFALO 20, Oct. 26, 1997
Denver 20, KANSAS CITY 17, Dec. 4, 1994
N.Y. JETS 25, Denver 22, Sept. 11, 1994
LOS ANGELES RAIDERS 33, Denver 30, Jan. 2, 1994
SEATTLE 16, Denver 13, Nov. 30, 1992
Chicago 16, DENVER 13, Nov. 18, 1990
DENVER 34, Seattle 31, Sept. 23, 1990
LOS ANGELES RAIDERS 16, Denver 13, Dec. 3, 1989
Denver 24, SEATTLE 21, Oct. 22, 1989
Denver 16, SAN FRANCISCO 13, Oct. 9, 1988
L.A. Raiders 30, DENVER 27, Sept. 26, 1988
Denver 17, GREEN BAY (Milw.) 17, Sept. 20, 1987 (T)
Denver 23, CLEVELAND 20, Jan. 11, 1987*
Los Angeles Raiders 17, DENVER 14, Dec. 8, 1985
LOS ANGELES RAIDERS 31, Denver 28, Nov. 24, 1985
DENVER 30, San Diego 24, Nov. 17, 1985
DENVER 13, Seattle 10, Oct. 20, 1985
Denver 22, LOS ANGELES RAIDERS 19, Oct. 28, 1984
DENVER 23, Cleveland 20, Nov. 8, 1981
Denver 20, ATLANTA 17, Sept. 16, 1979
Denver 20, SEATTLE 17, Oct. 29, 1978
Denver 23, KANSAS CITY 17, Sept. 24, 1978
MINNESOTA 12, Denver 9, Sept. 11, 1978
DENVER 13, San Diego 10, Nov. 30, 1975
DENVER 35, Pittsburgh 35, Sept. 22, 1974 (T)
*1986 AFC Championship Game

THANKSGIVING GAMES

Overall record: 3-6-0 / Home: 0-2 / Road: 3-4
(Home team in caps)

Denver 24, DALLAS 21, Nov. 24, 2005 (OT)
Denver 26, DALLAS 24, Nov. 22, 2001
DETROIT 40, Denver 27, Nov. 22, 1990
DETROIT 17, Denver 14, Nov. 23, 1978
Denver 31, DETROIT 27, Nov. 28, 1974
KANSAS CITY 31, Denver 17, Nov. 27, 1969
SAN DIEGO 24, Denver 20, Nov. 23, 1967
Oakland 26, DENVER 10, Nov. 28, 1963
New York Titans 46, DENVER 45, Nov. 22, 1962

CHRISTMAS GAMES

Overall record: 2-0-0 / Home: 0-0 / Road: 2-0
(Home team in caps)

Denver 37, TENNESSEE 16, Sat., Dec. 25, 2004
Denver 17, DETROIT 7, Sat., Dec. 25, 1999

DENVER BRONCOS MISCELLANEOUS WON-LOST STATISTICS

MOST SUCCESSFUL SEASONS (BY CATEGORY)

BEST WINNING PERCENTAGE

| | |
|------|-----------------|
| 1998 | — .875 (14-2) |
| 1977 | — .857 (12-2) |
| 2005 | — .813 (13-3) |
| 1996 | — .813 (13-3) |
| 1984 | — .813 (13-3) |
| 1997 | — .750 (12-4) |
| 1991 | — .750 (12-4) |
| 1987 | — .700 (10-4-1) |
| 2000 | — .688 (11-5) |
| 1989 | — .688 (11-5) |
| 1986 | — .688 (11-5) |
| 1985 | — .688 (11-5) |

MOST REGULAR SEASON WINS

| | |
|------|----------------------|
| 1998 | — 14 wins (2 losses) |
| 2005 | — 13 wins (3 losses) |
| 1996 | — 13 wins (3 losses) |
| 1984 | — 13 wins (3 losses) |
| 1997 | — 12 wins (4 losses) |
| 1991 | — 12 wins (4 losses) |
| 1977 | — 12 wins (2 losses) |
| 2000 | — 11 wins (5 losses) |
| 1989 | — 11 wins (5 losses) |
| 1986 | — 11 wins (5 losses) |
| 1985 | — 11 wins (5 losses) |

MILESTONE GAMES IN BRONCOS HISTORY (REGULAR SEASON ONLY)

1ST GAME

September 9, 1960, vs. Boston Patriots (W) 13-10

50TH GAME

November 3, 1963, vs. Buffalo Bills (L) 28-30

100TH GAME

September 10, 1967, at Oakland Raiders (L) 51-0

200TH GAME

October 6, 1974, at Kansas City Chiefs (W) 17-14

300TH GAME

December 21, 1980, at Seattle Seahawks (W) 25-17

400TH GAME

November 29, 1987, at San Diego Chargers (W) 31-17

500TH GAME

January 2, 1994, at Los Angeles Raiders (L) 33-30

600TH GAME

September 24, 2000, vs. Kansas City Chiefs (L) 23-22

700TH GAME

Denver's eighth game of the 2006 season (at Pittsburgh on Sunday, Nov. 5, 2006) will mark its 700th all-time regular-season contest.

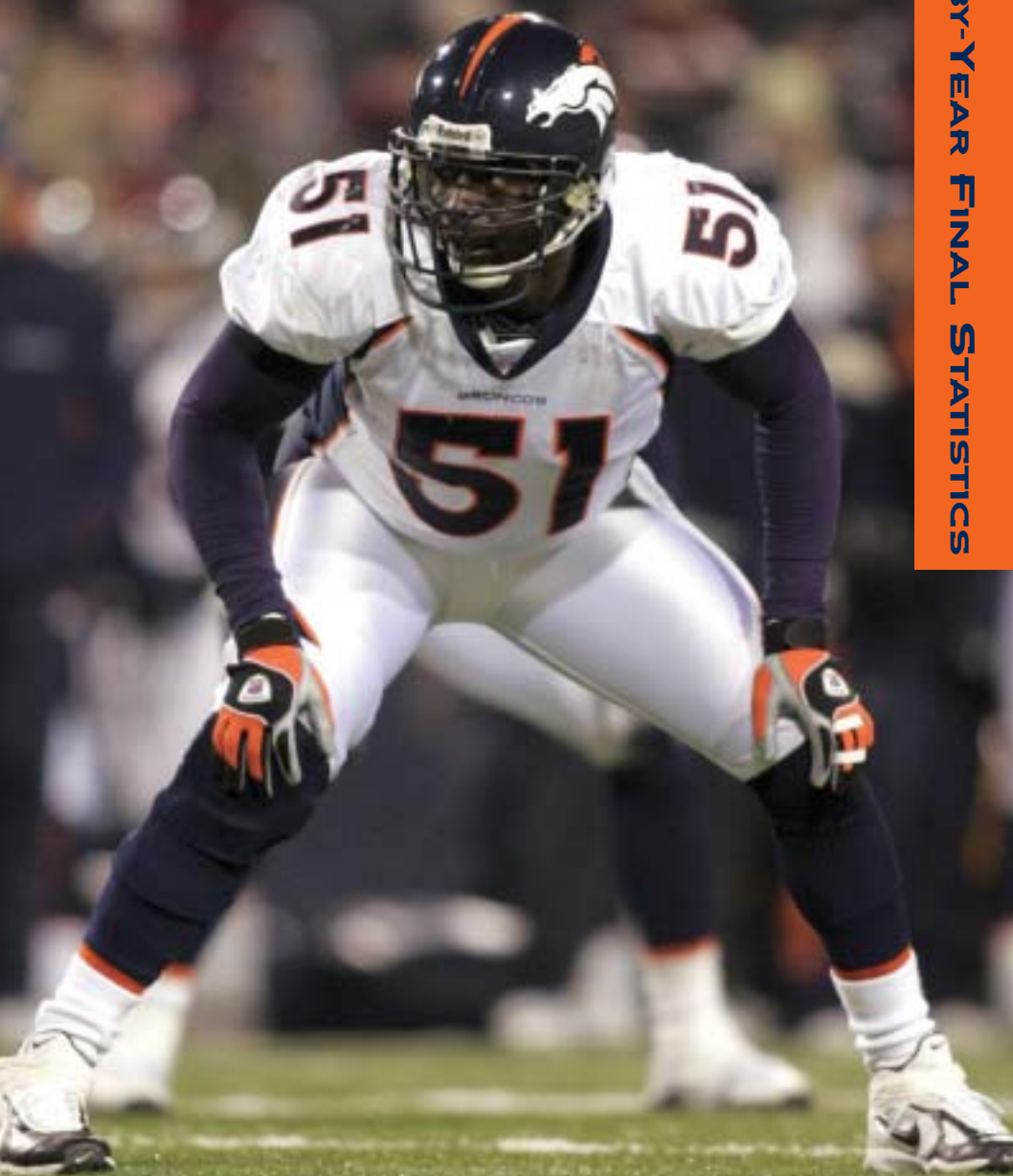
BRONCOS ALL-TIME RECORD BY THE MONTH

| | REGULAR SEASON | | | POSTSEASON | | | |
|-------|------------------|------------------|-------------------|-------------|------------|------------|--------------|
| | Home | Road | Total | Home | Road | Neutral | Total |
| Aug. | 1-0-0 (.1000) | 0-0-0 (.0000) | 1-0-0 (.1000) | — | — | — | — |
| Sept. | 59-23-2 (.714) | 30-42-1 (.418) | 89-65-3 (.576) | — | — | — | — |
| Oct. | 62-32-1 (.658) | 42-51-1 (.452) | 104-83-2 (.556) | — | — | — | — |
| Nov. | 54-41-3 (.567) | 45-42-1 (.517) | 99-83-4 (.543) | — | — | — | — |
| Dec. | 45-21-1 (.679) | 23-64-0 (.264) | 68-85-1 (.445) | 2-1 (.667) | 0-4 (.000) | — | 2-5 (.286) |
| Jan. | 1-1-0 (.500) | 0-3-0 (.000) | 1-4-0 (.200) | 10-2 (.833) | 3-4 (.429) | 2-4 (.333) | 15-10 (.600) |
| TOTAL | 222-118-7 (.650) | 140-202-3 (.410) | 362-320-10 (.530) | 12-3 (.800) | 3-8 (.273) | 2-4 (.333) | 17-15 (.531) |

BRONCOS RECORD BY THE DECADE

| | REGULAR SEASON | | | POSTSEASON | | | |
|---------|------------------|------------------|-------------------|-------------|------------|-------------|--------------|
| | Home | Road | Total | Home | Road | Neutral | Total |
| 1960s | 24-43-3 (.364) | 15-54-1 (.221) | 39-97-4 (.293) | 0-0 (.000) | 0-0 (.000) | 0-0 (.000) | 0-0 (.000) |
| 1970s | 43-25-4 (.625) | 32-39-1 (.451) | 75-64-5 (.538) | 2-0 (1.000) | 0-2 (.000) | 0-1 (.000) | 2-3 (.400) |
| 1980s | 58-19-0 (.753) | 35-39-1 (.473) | 93-58-1 (.615) | 5-1 (.833) | 1-1 (.500) | 0-3 (.000) | 6-5 (.545) |
| 1990s | 60-20-0 (.750) | 34-46-0 (.425) | 94-66-0 (.588) | 4-1 (.800) | 2-2 (.500) | 2-0 (1.000) | 8-3 (.727) |
| 2000s | 37-11-0 (.771) | 24-24-0 (.500) | 61-35-0 (.635) | 1-1 (.500) | 0-3 (.000) | 0-0 (.000) | 1-4 (.200) |
| Overall | 222-118-7 (.650) | 140-202-3 (.410) | 362-320-10 (.530) | 12-3 (.800) | 3-8 (.273) | 2-4 (.333) | 17-15 (.531) |

YEAR-BY-YEAR FINAL STATISTICS



2005 FINAL STATISTICS (13-3)

Head Coach: Mike Shanahan AFC West: 1st Home Stadium: INVESCO Field at Mile High

| Date | W-L | Score | Opponent | Attendance | RUSHING | No. | Yds | Avg | Long | TD |
|---------|-----|-------|--------------------|------------|------------------|------------|-------------|------------|-------------|-----------|
| Sept 11 | L | 10-34 | at Miami | 72,324 | M. Anderson | 239 | 1014 | 4.2 | 44t | 12 |
| Sept 18 | W | 20-17 | San Diego | 75,310 | Bell | 173 | 921 | 5.3 | 68 | 8 |
| Sept 26 | W | 30-10 | Kansas City | 76,381 | Dayne | 53 | 270 | 5.1 | 55 | 1 |
| Oct 2 | W | 20-7 | at Jacksonville | 66,045 | Plummer | 46 | 151 | 3.3 | 22 | 2 |
| Oct 9 | W | 21-19 | Washington | 75,880 | Lelie | 5 | 84 | 16.8 | 39 | 0 |
| Oct 16 | W | 28-20 | New England | 76,571 | Van Pelt | 11 | 48 | 4.4 | 11 | 1 |
| Oct 23 | L | 23-24 | at New York Giants | 78,516 | Sapp | 5 | 21 | 4.2 | 10 | 0 |
| Oct 30 | W | 49-21 | Philadelphia | 76,530 | Adams | 5 | 14 | 2.8 | 13 | 0 |
| Nov 13 | W | 31-17 | at Oakland | 62,779 | Johnson | 4 | 9 | 2.3 | 4 | 1 |
| Nov 20 | W | 27-0 | New York Jets | 76,255 | Smith | 1 | 7 | 7.0 | 7 | 0 |
| Nov 24 | W | 24-21 | at Dallas (OT) | 63,273 | BRONCOS | 542 | 2539 | 4.7 | 68 | 25 |
| Dec 4 | L | 27-31 | at Kansas City | 78,261 | OPPONENTS | 344 | 1363 | 4.0 | 61 | 10 |
| Dec 11 | W | 12-10 | Baltimore | 75,651 | | | | | | |
| Dec 17 | W | 28-17 | at Buffalo | 71,887 | RECEIVING | No. | Yds | Avg | Long | TD |
| Dec 24 | W | 22-3 | Oakland | 76,212 | Smith | 85 | 1105 | 13.0 | 72 | 6 |
| Dec 31 | W | 23-7 | at San Diego | 65,513 | Lelie | 42 | 770 | 18.3 | 56 | 1 |

| TEAM STATISTICS | Den | Opp |
|--------------------|---------|---------|
| TOTAL FIRST DOWNS | 330 | 295 |
| Rushing | 145 | 82 |
| Passing | 162 | 183 |
| Penalty | 23 | 30 |
| 3RD DOWN: MADE/ATT | 76/210 | 76/207 |
| 3rd Down Pct. | 36.2 | 36.7 |
| 4TH DOWN: MADE/ATT | 14/19 | 10/19 |
| 4th Down Pct. | 73.7 | 52.6 |
| POSSESSION AVG. | 32:37 | 27:23 |
| TOTAL NET YARDS | 5766 | 5006 |
| Avg. Per Game | 360.4 | 312.9 |
| Total Plays | 1030 | 985 |
| Avg. Per Play | 5.6 | 5.1 |
| NET YARDS RUSHING | 2539 | 1363 |
| Avg. Per Game | 158.7 | 85.2 |
| Total Rushes | 542 | 344 |
| NET YARDS PASSING | 3227 | 3643 |
| Avg. Per Game | 201.7 | 227.7 |
| Sacked/Yards Lost | 23/146 | 28/190 |
| Gross Yards | 3373 | 3833 |
| Att./Completions | 465/279 | 613/344 |
| Completion Pct. | 60.0 | 56.1 |
| Had Intercepted | 7 | 20 |
| PUNTS/AVERAGE | 73/43.2 | 81/44.9 |
| NET PUNTING AVG. | 73/38.0 | 81/38.2 |
| PENALTIES/YARDS | 97/756 | 139/989 |
| FUMBLES/BALL LOST | 19/9 | 29/16 |
| TOUCHDOWNS | 46 | 31 |
| Rushing | 25 | 10 |
| Passing | 18 | 20 |
| Returns | 3 | 1 |

| SCORE BY PERIODS | 1 | 2 | 3 | 4 | OT | PTS |
|------------------|----|-----|----|-----|----|-----|
| BRONCOS | 81 | 143 | 83 | 85 | 3 | 395 |
| OPPONENTS | 44 | 61 | 37 | 116 | 0 | 258 |

| SCORING | TD | Ru | Pa | Ret | K-PAT | FG | S | PTS |
|------------------|-----------|-----------|-----------|----------|--------------|--------------|----------|------------|
| Elam | 0 | 0 | 0 | 0 | 43/44 | 24/32 | 0 | 115 |
| M. Anderson | 13 | 12 | 1 | 0 | | | 0 | 78 |
| Bell | 8 | 8 | 0 | 0 | | | 0 | 48 |
| Johnson | 6 | 1 | 5 | 0 | | | 0 | 36 |
| Smith | 6 | 0 | 6 | 0 | | | 0 | 36 |
| Bailey | 2 | 0 | 0 | 2 | | | 0 | 12 |
| Carswell | 2 | 0 | 2 | 0 | | | 0 | 12 |
| Plummer | 2 | 2 | 0 | 0 | | | 0 | 12 |
| S. Alexander | 1 | 0 | 1 | 0 | | | 0 | 6 |
| Dayne | 1 | 1 | 0 | 0 | | | 0 | 6 |
| Devoe | 1 | 0 | 1 | 0 | | | 0 | 6 |
| Duke | 1 | 0 | 1 | 0 | | | 0 | 6 |
| Lelie | 1 | 0 | 1 | 0 | | | 0 | 6 |
| Van Pelt | 1 | 1 | 0 | 0 | | | 0 | 6 |
| Da. Williams | 1 | 0 | 0 | 1 | | | 0 | 6 |
| Putzier | 0 | 0 | 0 | 0 | | | 1 | 2 |
| Veal | 0 | 0 | 0 | 0 | | | 1 | 2 |
| BRONCOS | 46 | 25 | 18 | 3 | 43/44 | 24/32 | 1 | 395 |
| OPPONENTS | 31 | 10 | 20 | 3 | 30/30 | 14/18 | 0 | 258 |

2-PT. CONVERSIONS: Putzier, BRONCOS 1-2, OPPONENTS 0-1

SACKS: Ekuban 4.0, Lynch 4.0, Pryce 4.0, Gold 3.0, Warren 3.0, Wilson 3.0, Brown 2.0, Coleman 1.0, M. Myers 1.0, Veal 1.0, Da. Williams 1.0, (group) 1.0, **TEAM 28.0, OPPONENTS 23.0**

| PASSING | Att | Cmp | Yds | Cmp% | Yds/Att | TD | TD% | Int | Int% | Long | Sack/Lost | Rating |
|------------------|------------|------------|-------------|-------------|-------------|-----------|------------|-----------|------------|------------|---------------|-------------|
| Plummer | 456 | 277 | 3366 | 60.7 | 7.38 | 18 | 3.9 | 7 | 1.5 | 72 | 22/135 | 90.2 |
| Van Pelt | 8 | 2 | 7 | 25.0 | 0.88 | 0 | 0.0 | 0 | 0.0 | 5 | 0/0 | 39.6 |
| Smith | 1 | 0 | 0 | 0.0 | 0.00 | 0 | 0.0 | 0 | 0.0 | 0 | 1/11 | 39.6 |
| BRONCOS | 465 | 279 | 3373 | 60.0 | 7.25 | 18 | 3.9 | 7 | 1.5 | 72 | 23/146 | 88.9 |
| OPPONENTS | 613 | 344 | 3833 | 56.1 | 6.25 | 20 | 3.3 | 20 | 3.3 | 91t | 28/190 | 72.2 |

2005 DEFENSIVE STATS

(based on coaches' film review)

| | TT | UT | A | S-YDS | I-YDS | PD | FF | FR |
|------------------|------------|------------|------------|---------------|---------------|------------|-----------|-----------|
| 1 Gold | 106 | 81 | 25 | 3-17 | 0-0 | 5 | 4 | 2 |
| 2 Wilson | 90 | 72 | 18 | 3-12 | 0-0 | 9 | 2 | 1 |
| 3 Ferguson | 81 | 62 | 19 | 0-0 | 5-59 | 12 | 2 | 1 |
| 4 Bailey | 72 | 62 | 10 | 0-0 | 8-139 | 28 | 2 | 0 |
| 5 Lynch | 69 | 47 | 22 | 4-41 | 2-2 | 8 | 4 | 0 |
| 6 Williams, D.J. | 68 | 44 | 24 | 0-0 | 0-0 | 5 | 1 | 0 |
| 7 Foxworth | 66 | 59 | 7 | 0-0 | 2-23 | 18 | 1 | 1 |
| 8 Williams, Da. | 58 | 52 | 6 | 1-8 | 2-108 | 12 | 1 | 1 |
| 9 Myers | 50 | 28 | 22 | 1-10 | 0-0 | 2 | 0 | 1 |
| 10 Warren | 42 | 22 | 20 | 3-25 | 0-0 | 3 | 1 | 0 |
| 11 Ekuban | 41 | 28 | 13 | 4-21 | 0-0 | 2 | 0 | 1 |
| Pryce | 41 | 35 | 6 | 4-22 | 0-0 | 1 | 1 | 0 |
| 13 Brown | 38 | 30 | 8 | 2-14 | 0-0 | 1 | 0 | 2 |
| 14 Veal | 33 | 23 | 10 | 1-14 | 0-0 | 0 | 0 | 1 |
| 15 Engelberger | 24 | 17 | 7 | 0-0 | 0-0 | 0 | 0 | 0 |
| 16 Brandon | 20 | 13 | 7 | 0-0 | 0-0 | 3 | 0 | 1 |
| 17 Walls | 16 | 16 | 0 | 0-0 | 0-0 | 6 | 1 | 0 |
| 18 Cox | 11 | 9 | 2 | 0-0 | 1-48 | 5 | 0 | 0 |
| 19 Coleman | 10 | 6 | 4 | 1-6 | 0-0 | 1 | 0 | 0 |
| 20 Paymah | 3 | 2 | 1 | 0-0 | 0-0 | 0 | 0 | 0 |
| 21 Burns | 2 | 0 | 2 | 0-0 | 0-0 | 0 | 0 | 0 |
| Chukwurah | 2 | 1 | 1 | 0-0 | 0-0 | 0 | 0 | 0 |
| Pope | 2 | 2 | 0 | 0-0 | 0-0 | 0 | 0 | 0 |
| 24 Team | 0 | 0 | 0 | 1-0 | 0-0 | 0 | 0 | 0 |
| TOTALS | 945 | 711 | 234 | 28-190 | 20-379 | 121 | 20 | 12 |

2005 GAMES STARTED

| OFFENSE | DEFENSE | |
|-----------------------|---------------------------|----|
| QB Plummer, Jake | 16 DE Brown, Courtney | 13 |
| RB Anderson, Mike | 15 DE Ekuban, Ebenezer | 4 |
| RB Bell, Tatum | 1 DE Pryce, Trevor | 16 |
| FB Johnson, Kyle | 14 DT Myers, Michael | 15 |
| WR Adams, Charlie | 2 DT Warren, Gerard | 16 |
| WR Lelie, Ashley | 13 LB Burns, Keith | 1 |
| WR Smith, Rod | 16 LB Gold, Ian | 16 |
| TE Alexander, Stephen | 15 LB Williams, D.J. | 14 |
| TE Putzier, Jeb | 4 LB Wilson, Al | 15 |
| C Nalen, Tom | 16 CB Bailey, Champ | 14 |
| T Foster, George | 16 CB Foxworth, Domonique | 7 |
| T Lepsis, Matt | 16 CB Walls, Lenny | 3 |
| G Carlisle, Cooper | 16 CB Williams, Darrent | 9 |
| G Hamilton, Ben | 16 S Cox, Curume | 1 |
| | S Ferguson, Nick | 16 |
| | S Lynch, John | 16 |

2005 COACHES

Mike Shanahan (Head Coach), Gary Kubiak (Offensive Coordinator), Larry Coyer (Defensive Coordinator), Ronnie Bradford (Special Teams), Tim Brewster (Tight Ends), Jacob Burney (Defensive Line/Ends), Troy Calhoun (Asst. to Head Coach), Rick Dennison (Offensive Line), Kirk Doll (Linebackers), Thomas McGaughey (Special Teams Asst.), Pat McPherson (Quarterbacks), Andre Patterson (Defensive Line/Tackles), Jim Ryan (Defensive Asst.), Greg Saporta (Asst. Strength & Conditioning), Bob Slowik (Defensive Backs), Ryan Slowik (Defensive Asst.), Cedric Smith (Asst. Strength & Conditioning), Jimmy Spencer (Asst. Defensive Backs), Bobby Turner (Running Backs), Rich Tuten (Strength & Conditioning), Steve Watson (Wide Receivers).

2005 LEADERS / RANKINGS

| INDIVIDUAL | PLAYER | NO. | AFC RANK | NFL RANK | NFL LEADER | NO. |
|-----------------|---------------|-------|----------|----------|--------------------------|-------|
| Scoring | Elam | 115 | 7 | 12 | Alexander (SEA) | 168 |
| Rushing | Anderson | 1,014 | 9 | 16 | Alexander (SEA) | 1,880 |
| Passing Yards | Plummer | 3,366 | 7 | 12 | Brady (NE) | 4,110 |
| Passer Rating | Plummer | 90.2 | 5 | 7 | Manning (IND) | 104.1 |
| Receiving Yards | Smith | 1,105 | 4 | 13 | Smith (CAR) | 1,563 |
| Receptions | Smith | 85 | 4 | 9 | Smith (CAR)/Rogers (ARI) | 103 |
| Interceptions | Bailey | 8 | 3 | 4t | Law (NYJ)/O'Neal (CIN) | 10 |
| Sacks | Three Players | 4.0 | 40t | 78t | Burgess (OAK) | 16.0 |

| DEFENSE | NO. | AFC RANK | NFL RANK | NFL LEADER | NO. |
|----------------------------|-------|----------|----------|-------------|-------|
| Points Per Game | 24.7 | 5 | 7 | Seattle | 28.3 |
| Total Yards Per Game | 360.4 | 3 | 5 | Kansas City | 387.0 |
| Yards Per Play | 5.6 | 4 | 5 | Kansas City | 5.8 |
| Rushing Yards Per Game | 158.7 | 1 | 2 | Atlanta | 159.1 |
| Net Passing Yards Per Game | 201.7 | 9 | 18 | Arizona | 277.3 |

| DEFENSE | NO. | AFC RANK | NFL RANK | NFL LEADER | NO. |
|----------------------------|-------|----------|----------|------------|-------|
| Points Per Game | 16.1 | 2t | 3t | Chicago | 12.6 |
| Total Yards Per Game | 312.9 | 7 | 15 | Tampa Bay | 277.8 |
| Yards Per Play | 5.1 | 8 | 18 | Chicago | 4.4 |
| Rushing Yards Per Game | 85.2 | 2 | 2 | San Diego | 84.3 |
| Net Passing Yards Per Game | 227.7 | 14 | 29 | Green Bay | 167.5 |

2005 NFL STANDINGS

| AFC EAST | W | L | T | Pct | PF | PA |
|---------------|----|----|---|------|-----|-----|
| Team | | | | | | |
| y-New England | 10 | 6 | 0 | .625 | 379 | 338 |
| Miami | 9 | 7 | 0 | .563 | 318 | 317 |
| Buffalo | 5 | 11 | 0 | .313 | 271 | 367 |
| New York Jets | 4 | 12 | 0 | .250 | 240 | 355 |

| AFC NORTH | W | L | T | Pct | PF | PA |
|--------------|----|----|---|------|-----|-----|
| Team | | | | | | |
| y-Cincinnati | 11 | 5 | 0 | .688 | 421 | 350 |
| x-Pittsburgh | 11 | 5 | 0 | .688 | 389 | 258 |
| Baltimore | 6 | 10 | 0 | .375 | 265 | 299 |
| Cleveland | 6 | 10 | 0 | .375 | 232 | 301 |

| AFC SOUTH | W | L | T | Pct | PF | PA |
|------------------|----|----|---|------|-----|-----|
| Team | | | | | | |
| *yz-Indianapolis | 14 | 2 | 0 | .875 | 439 | 247 |
| x-Jacksonville | 12 | 4 | 0 | .750 | 361 | 269 |
| Tennessee | 4 | 12 | 0 | .250 | 299 | 421 |
| Houston | 2 | 14 | 0 | .125 | 260 | 431 |

| AFC WEST | W | L | T | Pct | PF | PA |
|-------------|----|----|---|------|-----|-----|
| Team | | | | | | |
| y-Denver | 13 | 3 | 0 | .813 | 395 | 258 |
| Kansas City | 10 | 6 | 0 | .625 | 403 | 325 |
| San Diego | 9 | 7 | 0 | .563 | 418 | 312 |
| Oakland | 4 | 12 | 0 | .250 | 290 | 383 |

| NFC EAST | W | L | T | Pct | PF | PA |
|-------------------|----|----|---|------|-----|-----|
| Team | | | | | | |
| y-New York Giants | 11 | 5 | 0 | .688 | 422 | 314 |
| x-Washington | 10 | 6 | 0 | .625 | 359 | 293 |
| Dallas | 9 | 7 | 0 | .563 | 325 | 308 |
| Philadelphia | 6 | 10 | 0 | .375 | 310 | 388 |

| NFC NORTH | W | L | T | Pct | PF | PA |
|------------|----|----|---|------|-----|-----|
| Team | | | | | | |
| yz-Chicago | 11 | 5 | 0 | .688 | 260 | 202 |
| Minnesota | 9 | 7 | 0 | .563 | 306 | 344 |
| Detroit | 5 | 11 | 0 | .313 | 254 | 345 |
| Green Bay | 4 | 12 | 0 | .250 | 298 | 344 |

| NFC SOUTH | W | L | T | Pct | PF | PA |
|-------------|----|----|---|------|-----|-----|
| Team | | | | | | |
| y-Tampa Bay | 11 | 5 | 0 | .688 | 300 | 274 |
| x-Carolina | 11 | 5 | 0 | .688 | 391 | 259 |
| Atlanta | 8 | 8 | 0 | .500 | 351 | 341 |
| New Orleans | 3 | 13 | 0 | .188 | 235 | 398 |

| NFC WEST | | | | | | |
|---------------|----|----|---|------|-----|-----|
| Team | W | L | T | Pct | PF | PA |
| *yz-Seattle | 13 | 3 | 0 | .813 | 452 | 271 |
| St. Louis | 6 | 10 | 0 | .375 | 363 | 429 |
| Arizona | 5 | 11 | 0 | .313 | 311 | 387 |
| San Francisco | 4 | 12 | 0 | .250 | 239 | 428 |

2004 FINAL STATISTICS (10-6)

Head Coach: Mike Shanahan AFC West: 2nd Home Stadium: INVESCO Field at Mile High

| Date | W-L | Score | Opponent | Attendance | RUSHING | No. | Yds | Avg | Long | TD |
|---------|-----|-------|-----------------|------------|------------------|------------|-------------|------------|-------------|-----------|
| Sept 12 | W | 34-24 | Kansas City | 75,939 | Droughns | 275 | 1240 | 4.5 | 51 | 6 |
| Sept 19 | L | 6-7 | at Jacksonville | 69,127 | Bell | 75 | 396 | 5.3 | 29 | 3 |
| Sept 26 | W | 23-13 | San Diego | 74,533 | Griffin | 85 | 311 | 3.7 | 47 | 2 |
| Oct 3 | W | 16-13 | at Tampa Bay | 65,341 | Plummer | 62 | 202 | 3.3 | 22 | 1 |
| Oct 10 | W | 20-17 | Carolina | 75,072 | Hearst | 20 | 81 | 4.1 | 11 | 1 |
| Oct 17 | W | 31-3 | at Oakland | 62,507 | Smith | 5 | 33 | 6.6 | 14 | 0 |
| Oct 25 | L | 10-23 | at Cincinnati | 65,806 | Watts | 5 | 33 | 6.6 | 10 | 0 |
| Oct 31 | L | 28-41 | Atlanta | 75,083 | Sapp | 4 | 32 | 8.0 | 18 | 0 |
| Nov 7 | W | 31-13 | Houston | 74,292 | Lelie | 3 | 5 | 1.7 | 8 | 0 |
| Nov 21 | W | 34-13 | at New Orleans | 64,900 | BRONCOS | 534 | 2333 | 4.4 | 51 | 13 |
| Nov 28 | L | 24-25 | Oakland | 75,936 | OPPONENTS | 396 | 1512 | 3.8 | 44 | 16 |
| Dec 5 | L | 17-20 | at San Diego | 65,395 | RECEIVING | No. | Yds | Avg | Long | TD |
| Dec 12 | W | 20-17 | Miami | 75,027 | Smith | 79 | 1144 | 14.5 | 85 | 7 |
| Dec 19 | L | 17-45 | at Kansas City | 77,702 | Lelie | 54 | 1084 | 20.1 | 58 | 7 |
| Dec 25 | W | 37-16 | at Tennessee | 68,809 | Putzier | 36 | 572 | 15.9 | 39 | 2 |
| Jan 2 | W | 33-14 | Indianapolis | 75,149 | Droughns | 32 | 241 | 7.5 | 23 | 2 |

| TEAM STATISTICS | Den | Opp |
|--------------------|---------|----------|
| TOTAL FIRST DOWNS | 351 | 235 |
| Rushing | 127 | 83 |
| Passing | 184 | 130 |
| Penalty | 40 | 22 |
| 3RD DOWN: MADE/ATT | 78/206 | 65/209 |
| 3rd Down Pct. | 37.9 | 31.1 |
| 4TH DOWN: MADE/ATT | 7/14 | 5/14 |
| 4th Down Pct. | 50.0 | 35.7 |
| POSSESSION AVG. | 32:38 | 27:23 |
| TOTAL NET YARDS | 6332 | 4459 |
| Avg. Per Game | 395.8 | 278.7 |
| Total Plays | 1070 | 918 |
| Avg. Per Play | 5.9 | 4.9 |
| NET YARDS RUSHING | 2333 | 1512 |
| Avg. Per Game | 145.8 | 94.5 |
| Total Rushes | 534 | 396 |
| NET YARDS PASSING | 3999 | 2947 |
| Avg. Per Game | 249.9 | 184.2 |
| Sacked/Yards Lost | 15/90 | 38/266 |
| Gross Yards | 4089 | 3213 |
| Att./Completions | 521/303 | 484/272 |
| Completion Pct. | 58.2 | 56.2 |
| Had Intercepted | 20 | 12 |
| PUNTS/AVERAGE | 70/45.7 | 95/44.7 |
| NET PUNTING AVG. | 70/34.3 | 95/38.2 |
| PENALTIES/YARDS | 93/880 | 120/1062 |
| FUMBLES/BALL LOST | 23/9 | 24/8 |
| TOUCHDOWNS | 42 | 35 |
| Rushing | 13 | 16 |
| Passing | 27 | 17 |
| Returns | 2 | 2 |

| SCORE BY PERIODS | 1 | 2 | 3 | 4 | OT | Pts |
|------------------|-----|-----|----|----|----|-----|
| BRONCOS | 102 | 138 | 50 | 91 | 0 | 381 |
| OPPONENTS | 68 | 121 | 67 | 48 | 0 | 304 |

| SCORING | TD | Ru | Pa | Ret | K-PAT | FG | S | PTS |
|------------------|-----------|-----------|-----------|----------|--------------|--------------|----------|------------|
| Elam | 0 | 0 | 0 | 0 | 42/42 | 29/34 | 0 | 129 |
| Droughns | 8 | 6 | 2 | 0 | | | 0 | 48 |
| Lelie | 7 | 0 | 7 | 0 | | | 0 | 42 |
| Smith | 7 | 0 | 7 | 0 | | | 0 | 42 |
| Hape | 4 | 0 | 4 | 0 | | | 0 | 24 |
| Bell | 3 | 3 | 0 | 0 | | | 0 | 18 |
| Griffin | 3 | 2 | 1 | 0 | | | 0 | 18 |
| K. Johnson | 2 | 0 | 2 | 0 | | | 0 | 12 |
| Putzier | 2 | 0 | 2 | 0 | | | 0 | 12 |
| Carswell | 1 | 0 | 1 | 0 | | | 0 | 6 |
| Hearst | 1 | 1 | 0 | 0 | | | 0 | 6 |
| E. Johnson | 1 | 0 | 0 | 1 | | | 0 | 6 |
| Plummer | 1 | 1 | 0 | 0 | | | 0 | 6 |
| Watts | 1 | 0 | 1 | 0 | | | 0 | 6 |
| Wilson | 1 | 0 | 0 | 1 | | | 0 | 6 |
| BRONCOS | 42 | 13 | 27 | 2 | 42/42 | 29/34 | 0 | 381 |
| OPPONENTS | 35 | 16 | 17 | 2 | 31/32 | 21/26 | 0 | 304 |

2-PT. CONVERSIONS: TEAM 0-0, OPPONENTS 0-3

SACKS: Hayward 10.5, E. Johnson 3.0, Palepoi LG 3.0, Palepoi TM 3.0, Coleman 2.5, Fatafehi 2.5, Wilson 2.5, Ellis 2.0, K. Kennedy 2.0, Lynch 2.0, Williams 2.0, Chukwurah 1.0, Herndon 1.0, R. Johnson 1.0, Middlebrooks 1.0, Pope 1.0, Spragan 1.0, **TEAM 38.0, OPPONENTS 15.0**

| PASSING | Att | Cmp | Yds | Cmp% | Yds/Att | TD | TD% | Int | Int% | Long | Sack/Lost | Rating |
|------------------|------------|------------|-------------|-------------|-------------|-----------|------------|-----------|------------|-----------|---------------|-------------|
| Plummer | 521 | 303 | 4089 | 58.2 | 7.85 | 27 | 5.2 | 20 | 3.8 | 85 | 15/90 | 84.5 |
| BRONCOS | 521 | 303 | 4089 | 58.2 | 7.85 | 27 | 5.2 | 20 | 3.8 | 85 | 15/90 | 84.5 |
| OPPONENTS | 484 | 272 | 3213 | 56.2 | 6.64 | 17 | 3.5 | 12 | 2.5 | 71 | 38/266 | 78.0 |

2004 DEFENSIVE STATS

(based on coaches' film review)

| | TT | UT | A | S-YDS | I-YDS | PD | FF | FR |
|-----------------|------------|------------|------------|---------------|---------------|-----------|-----------|----------|
| 1 Williams | 114 | 82 | 32 | 2-13 | 1-10 | 9 | 1 | 0 |
| 2 Wilson | 109 | 73 | 36 | 2.5-20 | 2-17 | 4 | 2 | 0 |
| 3 Kennedy | 90 | 73 | 17 | 2-15 | 1-21 | 6 | 2 | 1 |
| 4 Bailey | 84 | 74 | 10 | 0-0 | 3-0 | 13 | 0 | 0 |
| 5 Herndon | 77 | 64 | 13 | 1-5 | 2-17 | 20 | 3 | 1 |
| 6 Lynch | 76 | 56 | 20 | 2-17 | 1-2 | 10 | 3 | 0 |
| 7 Spragan | 65 | 40 | 25 | 1-1 | 0-0 | 3 | 1 | 1 |
| 8 Hayward | 60 | 45 | 15 | 10.5-73.5 | 1-76 | 5 | 1 | 1 |
| 9 Coleman | 46 | 29 | 17 | 2.5-14.5 | 0-0 | 1 | 1 | 1 |
| 10 Fatafehi | 31 | 20 | 11 | 2.5-22 | 0-0 | 1 | 0 | 1 |
| 11 Pope | 30 | 22 | 8 | 1-2 | 0-0 | 1 | 0 | 0 |
| 12 Palepoi | 25 | 17 | 8 | 3-19 | 0-0 | 3 | 0 | 0 |
| 13 Johnson, E. | 24 | 16 | 8 | 3-26 | 1-32 | 1 | 0 | 0 |
| 14 Walls | 21 | 18 | 3 | 0-0 | 0-0 | 2 | 1 | 0 |
| 15 Johnson, R. | 18 | 11 | 7 | 1-12 | 0-0 | 2 | 1 | 0 |
| 16 Middlebrooks | 17 | 16 | 1 | 1-3 | 0-0 | 10 | 0 | 1 |
| 17 Ferguson | 16 | 15 | 1 | 0-0 | 0-0 | 1 | 0 | 0 |
| 18 Ellis | 6 | 6 | 0 | 2-11 | 0-0 | 0 | 0 | 0 |
| Alexander, R. | 6 | 5 | 1 | 0-0 | 0-0 | 0 | 0 | 0 |
| 20 Chukwurah | 4 | 3 | 1 | 1-12 | 0-0 | 1 | 1 | 0 |
| 21 Holland | 2 | 2 | 0 | 0-0 | 0-0 | 1 | 0 | 0 |
| Pryce | 2 | 2 | 0 | 0-0 | 0-0 | 1 | 0 | 0 |
| Pierce | 2 | 0 | 2 | 0-0 | 0-0 | 0 | 0 | 0 |
| TOTALS | 925 | 689 | 236 | 38-266 | 12-175 | 95 | 17 | 7 |

2004 GAMES STARTED

| OFFENSE | DEFENSE |
|---------------------|----------------------------|
| QB Plummer, Jake | 16 DE Coleman, Marco |
| RB Droughns, Reuben | 15 DE Hayward, Reggie |
| RB Griffin, Quentin | 4 DE Johnson, Raylee |
| FB Johnson, Kyle | 3 DE Pryce, Trevor |
| WR Lelie, Ashley | 16 DT Fatafehi, Mario |
| WR Smith, Rod | 16 DT Pope, Monsanto |
| WR Watts, Darius | 2 LB Spragan, Donnie |
| TE Carswell, Dwayne | 14 LB Williams, D.J. |
| TE Hape, Patrick | 5 LB Wilson, Al |
| TE Putzier, Jeb | 5 CB Alexander, Roc |
| C Nalen, Tom | 16 CB Bailey, Champ |
| T Foster, George | 16 CB Herndon, Kelly |
| T Lepsis, Matt | 16 CB Middlebrooks, Willie |
| G Neil, Dan | 12 CB Walls, Lenny |
| G Hamilton, Ben | 16 S Ferguson, Nick |
| G Carlisle, Cooper | 3 S Kennedy, Kenoy |
| | S Lynch, John |

2004 COACHES

Mike Shanahan (Head Coach), Gary Kubiak (Offensive Coordinator), Larry Coyer (Defensive Coordinator), Ronnie Bradford (Special Teams), Jacob Burney (Defensive Line), Troy Calhoun (Offensive Asst./Special Teams), Rick Dennison (Offensive Line), Kirk Doll (Assistant Defensive Backs), David Gibbs (Defensive Backs - through 11/10), Pat McPherson (Quarterbacks), Keith Millard (Asst. Defensive Line/Pass Rush Specialist), Brian Pariani (Tight Ends), Greg Saporta (Asst. Strength & Conditioning), Cedric Smith (Asst. Strength & Conditioning), Jimmy Spencer (Defensive Backs), Bobby Turner (Running Backs), Rich Tuten (Strength & Conditioning), Steve Watson (Wide Receivers).

2004 LEADERS / RANKINGS

| INDIVIDUAL | PLAYER | NO. | AFC RANK | NFL RANK | NFL LEADER | NO. |
|-----------------|----------|-------|----------|----------|-----------------|-------|
| Scoring | Elam | 129 | 2 | 2 | Vinateri (NE) | 141 |
| Rushing | Droughns | 1,240 | 6 | 9 | Martin (NYJ) | 1,679 |
| Passing Yards | Plummer | 4,089 | 3 | 4 | Culpepper (MIN) | 4,717 |
| Passer Rating | Plummer | 84.5 | 8 | 15 | Manning (IND) | 121.1 |
| Receiving Yards | Smith | 1,144 | 7 | 16 | Muhammad (CAR) | 1,405 |
| Receptions | Smith | 79 | 9 | 20 | Mason (TEN) | 92 |
| Interceptions | Bailey | 13 | 26 | 48 | Reed (BAL) | 9 |
| Sacks | Hayward | 10.5 | 3 | 13 | Freney (IND) | 16.0 |

| OFFENSE | NO. | AFC RANK | NFL RANK | NFL LEADER | NO. |
|----------------------------|-------|----------|----------|--------------|-------|
| Points Per Game | 23.8 | 6 | 9 | Indianapolis | 32.6 |
| Total Yards Per Game | 395.8 | 3 | 5 | Kansas City | 418.4 |
| Yards Per Play | 5.9 | 3 | 5 | Indianapolis | 6.7 |
| Rushing Yards Per Game | 145.8 | 3 | 4 | Atlanta | 167.0 |
| Net Passing Yards Per Game | 249.8 | 3 | 6 | Indianapolis | 288.9 |

| DEFENSE | NO. | AFC RANK | NFL RANK | NFL LEADER | NO. |
|----------------------------|-------|----------|----------|------------|-------|
| Points Per Game | 18.6 | 7 | 10 | Pittsburgh | 14.6 |
| Total Yards Per Game | 278.7 | 3 | 4 | Pittsburgh | 258.4 |
| Yards Per Play | 4.9 | 5 | 7 | Buffalo | 4.3 |
| Rushing Yards Per Game | 94.5 | 3 | 4 | Pittsburgh | 81.2 |
| Net Passing Yards Per Game | 184.2 | 5 | 6 | Miami | 162.0 |

2004 NFL STANDINGS

| AFC EAST | W | L | T | Pct | PF | PA |
|-----------------|----|----|---|------|-----|-----|
| Team | | | | | | |
| yz-New England | 14 | 2 | 0 | .875 | 437 | 260 |
| x-New York Jets | 10 | 6 | 0 | .625 | 333 | 261 |
| Buffalo | 9 | 7 | 0 | .563 | 395 | 284 |
| Miami | 4 | 12 | 0 | .250 | 275 | 354 |

| AFC NORTH | W | L | T | Pct | PF | PA |
|----------------|----|----|---|------|-----|-----|
| Team | | | | | | |
| *yz-Pittsburgh | 15 | 1 | 0 | .938 | 372 | 251 |
| Baltimore | 9 | 7 | 0 | .563 | 317 | 268 |
| Cincinnati | 8 | 8 | 0 | .500 | 374 | 372 |
| Cleveland | 4 | 12 | 0 | .250 | 276 | 390 |

| AFC SOUTH | W | L | T | Pct | PF | PA |
|----------------|----|----|---|------|-----|-----|
| Team | | | | | | |
| y-Indianapolis | 12 | 4 | 0 | .750 | 522 | 351 |
| Jacksonville | 9 | 7 | 0 | .563 | 261 | 280 |
| Houston | 7 | 9 | 0 | .438 | 309 | 339 |
| Tennessee | 5 | 11 | 0 | .313 | 344 | 439 |

| AFC WEST | W | L | T | Pct | PF | PA |
|-------------|----|----|---|------|-----|-----|
| Team | | | | | | |
| y-San Diego | 12 | 4 | 0 | .750 | 446 | 313 |
| x-Denver | 10 | 6 | 0 | .625 | 381 | 304 |
| Kansas City | 7 | 9 | 0 | .438 | 483 | 435 |
| Oakland | 5 | 11 | 0 | .313 | 320 | 442 |

| NFC EAST | W | L | T | Pct | PF | PA |
|------------------|----|----|---|------|-----|-----|
| Team | | | | | | |
| *yz-Philadelphia | 13 | 3 | 0 | .813 | 386 | 260 |
| Dallas | 6 | 10 | 0 | .375 | 293 | 405 |
| New York Giants | 6 | 10 | 0 | .375 | 303 | 347 |
| Washington | 6 | 10 | 0 | .375 | 240 | 265 |

| NFC NORTH | W | L | T | Pct | PF | PA |
|-------------|----|----|---|------|-----|-----|
| Team | | | | | | |
| y-Green Bay | 10 | 6 | 0 | .625 | 424 | 380 |
| x-Minnesota | 8 | 8 | 0 | .500 | 405 | 395 |
| Detroit | 6 | 10 | 0 | .375 | 296 | 350 |
| Chicago | 5 | 11 | 0 | .313 | 231 | 331 |

| NFC SOUTH | W | L | T | Pct | PF | PA |
|-------------|----|----|---|------|-----|-----|
| Team | | | | | | |
| yz-Atlanta | 11 | 5 | 0 | .688 | 340 | 337 |
| New Orleans | 8 | 8 | 0 | .500 | 348 | 405 |
| Carolina | 7 | 9 | 0 | .438 | 355 | 339 |
| Tampa Bay | 5 | 11 | 0 | .313 | 301 | 304 |

| NFC WEST | W | L | T | Pct | PF | PA |
|---------------|---|----|---|------|-----|-----|
| Team | | | | | | |
| y-Seattle | 9 | 7 | 0 | .563 | 371 | 373 |
| x-St. Louis | 8 | 8 | 0 | .500 | 319 | 392 |
| Arizona | 6 | 10 | 0 | .375 | 284 | 322 |
| San Francisco | 2 | 14 | 0 | .125 | 259 | 452 |

x = Playoffs; y = Division Title; z = First-round Bye; * = Home-field Advantage

WILD CARD PLAYOFF GAMES

1/8 - St. Louis 27, at Seattle 20
1/8 - New York Jets 20, at San Diego 17
1/9 - at Indianapolis 49, Denver 24
1/9 - Minnesota 31, at Green Bay 17

DIVISIONAL PLAYOFF GAMES

1/15 - at Pittsburgh 20, New York Jets 17
1/15 - at Atlanta 47, St. Louis 17
1/16 - at Philadelphia

2002 FINAL STATISTICS (9-7)

Head Coach: Mike Shanahan AFC West: 2nd Home Stadium: INVESCO Field at Mile High

| Date | W-L | Score | Opponent | Attendance | RUSHING | No. | Yds | Avg | Long | TD |
|---------|-----|-------|---------------------|------------|------------------|------------|-------------|------------|-------------|-----------|
| Sept 8 | W | 23-16 | St. Louis | 75,710 | Portis | 273 | 1508 | 5.5 | 59 | 15 |
| Sept 15 | W | 24-14 | at San Francisco | 67,685 | Anderson | 84 | 386 | 4.6 | 32 | 2 |
| Sept 22 | W | 28-23 | Buffalo | 75,359 | Gary | 37 | 147 | 4.0 | 26 | 1 |
| Sept 30 | L | 23-34 | at Baltimore | 69,538 | Griese | 37 | 107 | 2.9 | 13 | 1 |
| Oct 6 | W | 26-9 | San Diego | 75,065 | Lelie | 4 | 40 | 10.0 | 24 | 0 |
| Oct 13 | L | 22-24 | Miami | 75,941 | Montgomery | 4 | 27 | 6.8 | 28 | 0 |
| Oct 20 | W | 37-34 | at Kansas City (OT) | 78,446 | McCaffrey | 2 | 22 | 11.0 | 17 | 0 |
| Oct 27 | W | 24-16 | at New England | 68,436 | Droughns | 4 | 11 | 2.8 | 9 | 1 |
| Nov 11 | L | 10-34 | Oakland | 76,643 | Beuerlein | 5 | 9 | 1.8 | 8 | 1 |
| Nov 17 | W | 31-9 | at Seattle | 65,495 | R. Smith | 6 | 9 | 1.5 | 9 | 0 |
| Nov 24 | L | 20-23 | Indianapolis (OT) | 75,075 | Rouen TM | 1 | 0 | 0.0 | 0 | 0 |
| Dec 1 | L | 27-30 | at San Diego (OT) | 66,357 | Knorr LG | 1 | -10 | -10.0 | -10 | 0 |
| Dec 8 | L | 13-19 | at New York Jets | 78,521 | BRONCOS | 457 | 2266 | 5.0 | 59 | 21 |
| Dec 15 | W | 31-24 | Kansas City | 75,947 | OPPONENTS | 379 | 1489 | 3.9 | 76 | 21 |
| Dec 22 | L | 16-28 | at Oakland | 62,592 | RECEIVING | No. | Yds | Avg | Long | TD |
| Dec 29 | W | 37-7 | Arizona | 75,164 | R. Smith | 89 | 1027 | 11.5 | 46 | 5 |

| TEAM STATISTICS | Den | Opp |
|--------------------|---------|---------|
| TOTAL FIRST DOWNS | 357 | 298 |
| Rushing | 125 | 100 |
| Passing | 199 | 176 |
| Penalty | 33 | 22 |
| 3rd Down: Made/Att | 77/202 | 97/220 |
| 3rd Down Pct. | 38.1 | 44.1 |
| 4th Down: Made/Att | 16/23 | 3/6 |
| 4th Down Pct. | 69.6 | 50.0 |
| POSSESSION AVG. | 30:29 | 29:31 |
| TOTAL NET YARDS | 6090 | 4826 |
| Avg. Per Game | 380.6 | 301.6 |
| Total Plays | 1057 | 985 |
| Avg. Per Play | 5.8 | 4.9 |
| NET YARDS RUSHING | 2266 | 1489 |
| Avg. Per Game | 141.6 | 93.1 |
| Total Rushes | 457 | 379 |
| NET YARDS PASSING | 3824 | 3337 |
| Avg. Per Game | 239.0 | 208.6 |
| Sacked/Yards Lost | 46/315 | 40/251 |
| Gross Yards | 4139 | 3588 |
| Att./Completions | 554/359 | 566/360 |
| Completion Pct. | 64.8 | 63.6 |
| Had Intercepted | 20 | 9 |
| PUNTS/AVERAGE | 55/39.0 | 77/40.9 |
| NET PUNTING AVG. | 55/32.8 | 77/34.8 |
| PENALTIES/YARDS | 104/877 | 99/829 |
| FUMBLES/BALL LOST | 21/7 | 23/13 |
| TOUCHDOWNS | 45 | 39 |
| Rushing | 21 | 21 |
| Passing | 21 | 15 |
| Returns | 3 | 3 |

| SCORE BY PERIODS | 1 | 2 | 3 | 4 | OT | PTS |
|------------------|----|-----|----|-----|----|-----|
| BRONCOS | 70 | 93 | 93 | 133 | 3 | 392 |
| OPPONENTS | 34 | 126 | 76 | 102 | 6 | 344 |

| SCORING | TD | Ru | Pa | Ret | K-PAT | FG | S | PTS |
|------------------|-----------|-----------|-----------|----------|--------------|--------------|----------|------------|
| Elam | 0 | 0 | 0 | 0 | 42/43 | 26/36 | 0 | 120 |
| Portis | 17 | 15 | 2 | 0 | 0/0 | 0/0 | 0 | 102 |
| R. Smith | 5 | 0 | 5 | 0 | 0/0 | 0/0 | 0 | 30 |
| Anderson | 4 | 2 | 2 | 0 | 0/0 | 0/0 | 0 | 24 |
| Sharpe | 3 | 0 | 3 | 0 | 0/0 | 0/0 | 0 | 18 |
| Droughns | 2 | 1 | 1 | 0 | 0/0 | 0/0 | 0 | 12 |
| Hape | 2 | 0 | 2 | 0 | 0/0 | 0/0 | 0 | 12 |
| Lelie | 2 | 0 | 2 | 0 | 0/0 | 0/0 | 0 | 12 |
| McCaffrey | 2 | 0 | 2 | 0 | 0/0 | 0/0 | 0 | 12 |
| O'Neal | 2 | 0 | 2 | 0 | 0/0 | 0/0 | 0 | 12 |
| Beuerlein | 1 | 1 | 0 | 0 | 0/0 | 0/0 | 0 | 6 |
| Carswell | 1 | 0 | 1 | 0 | 0/0 | 0/0 | 0 | 6 |
| Gary | 1 | 1 | 0 | 0 | 0/0 | 0/0 | 0 | 6 |
| Griese | 1 | 1 | 0 | 0 | 0/0 | 0/0 | 0 | 6 |
| McGlockton | 1 | 0 | 1 | 0 | 0/0 | 0/0 | 0 | 6 |
| Montgomery | 1 | 0 | 1 | 0 | 0/0 | 0/0 | 0 | 6 |
| TEAM | 0 | 0 | 0 | 0 | 0/0 | 0/0 | 1 | 2 |
| BRONCOS | 45 | 21 | 21 | 3 | 42/43 | 26/36 | 1 | 392 |
| OPPONENTS | 39 | 21 | 15 | 3 | 33/34 | 25/32 | 0 | 344 |

| SCORING | TD | Ru | Pa | Ret | K-PAT | FG | S | PTS |
|------------------|-----------|-----------|-----------|----------|--------------|--------------|----------|------------|
| Elam | 0 | 0 | 0 | 0 | 42/43 | 26/36 | 0 | 120 |
| Portis | 17 | 15 | 2 | 0 | 0/0 | 0/0 | 0 | 102 |
| R. Smith | 5 | 0 | 5 | 0 | 0/0 | 0/0 | 0 | 30 |
| Anderson | 4 | 2 | 2 | 0 | 0/0 | 0/0 | 0 | 24 |
| Sharpe | 3 | 0 | 3 | 0 | 0/0 | 0/0 | 0 | 18 |
| Droughns | 2 | 1 | 1 | 0 | 0/0 | 0/0 | 0 | 12 |
| Hape | 2 | 0 | 2 | 0 | 0/0 | 0/0 | 0 | 12 |
| Lelie | 2 | 0 | 2 | 0 | 0/0 | 0/0 | 0 | 12 |
| McCaffrey | 2 | 0 | 2 | 0 | 0/0 | 0/0 | 0 | 12 |
| O'Neal | 2 | 0 | 2 | 0 | 0/0 | 0/0 | 0 | 12 |
| Beuerlein | 1 | 1 | 0 | 0 | 0/0 | 0/0 | 0 | 6 |
| Carswell | 1 | 0 | 1 | 0 | 0/0 | 0/0 | 0 | 6 |
| Gary | 1 | 1 | 0 | 0 | 0/0 | 0/0 | 0 | 6 |
| Griese | 1 | 1 | 0 | 0 | 0/0 | 0/0 | 0 | 6 |
| McGlockton | 1 | 0 | 1 | 0 | 0/0 | 0/0 | 0 | 6 |
| Montgomery | 1 | 0 | 1 | 0 | 0/0 | 0/0 | 0 | 6 |
| TEAM | 0 | 0 | 0 | 0 | 0/0 | 0/0 | 1 | 2 |
| BRONCOS | 45 | 21 | 21 | 3 | 42/43 | 26/36 | 1 | 392 |
| OPPONENTS | 39 | 21 | 15 | 3 | 33/34 | 25/32 | 0 | 344 |

| SCORE BY PERIODS | 1 | 2 | 3 | 4 | OT | PTS |
|------------------|----|-----|----|-----|----|-----|
| BRONCOS | 70 | 93 | 93 | 133 | 3 | 392 |
| OPPONENTS | 34 | 126 | 76 | 102 | 6 | 344 |

| SCORING | TD | Ru | Pa | Ret | K-PAT | FG | S | PTS |
|------------------|-----------|-----------|-----------|----------|--------------|--------------|----------|------------|
| Elam | 0 | 0 | 0 | 0 | 42/43 | 26/36 | 0 | 120 |
| Portis | 17 | 15 | 2 | 0 | 0/0 | 0/0 | 0 | 102 |
| R. Smith | 5 | 0 | 5 | 0 | 0/0 | 0/0 | 0 | 30 |
| Anderson | 4 | 2 | 2 | 0 | 0/0 | 0/0 | 0 | 24 |
| Sharpe | 3 | 0 | 3 | 0 | 0/0 | 0/0 | 0 | 18 |
| Droughns | 2 | 1 | 1 | 0 | 0/0 | 0/0 | 0 | 12 |
| Hape | 2 | 0 | 2 | 0 | 0/0 | 0/0 | 0 | 12 |
| Lelie | 2 | 0 | 2 | 0 | 0/0 | 0/0 | 0 | 12 |
| McCaffrey | 2 | 0 | 2 | 0 | 0/0 | 0/0 | 0 | 12 |
| O'Neal | 2 | 0 | 2 | 0 | 0/0 | 0/0 | 0 | 12 |
| Beuerlein | 1 | 1 | 0 | 0 | 0/0 | 0/0 | 0 | 6 |
| Carswell | 1 | 0 | 1 | 0 | 0/0 | 0/0 | 0 | 6 |
| Gary | 1 | 1 | 0 | 0 | 0/0 | 0/0 | 0 | 6 |
| Griese | 1 | 1 | 0 | 0 | 0/0 | 0/0 | 0 | 6 |
| McGlockton | 1 | 0 | 1 | 0 | 0/0 | 0/0 | 0 | 6 |
| Montgomery | 1 | 0 | 1 | 0 | 0/0 | 0/0 | 0 | 6 |
| TEAM | 0 | 0 | 0 | 0 | 0/0 | 0/0 | 1 | 2 |
| BRONCOS | 45 | 21 | 21 | 3 | 42/43 | 26/36 | 1 | 392 |
| OPPONENTS | 39 | 21 | 15 | 3 | 33/34 | 25/32 | 0 | 344 |

| SCORING | TD | Ru | Pa | Ret | K-PAT | FG | S | PTS |
|------------------|-----------|-----------|-----------|----------|--------------|--------------|----------|------------|
| Elam | 0 | 0 | 0 | 0 | 42/43 | 26/36 | 0 | 120 |
| Portis | 17 | 15 | 2 | 0 | 0/0 | 0/0 | 0 | 102 |
| R. Smith | 5 | 0 | 5 | 0 | 0/0 | 0/0 | 0 | 30 |
| Anderson | 4 | 2 | 2 | 0 | 0/0 | 0/0 | 0 | 24 |
| Sharpe | 3 | 0 | 3 | 0 | 0/0 | 0/0 | 0 | 18 |
| Droughns | 2 | 1 | 1 | 0 | 0/0 | 0/0 | 0 | 12 |
| Hape | 2 | 0 | 2 | 0 | 0/0 | 0/0 | 0 | 12 |
| Lelie | 2 | 0 | 2 | 0 | 0/0 | 0/0 | 0 | 12 |
| McCaffrey | 2 | 0 | 2 | 0 | 0/0 | 0/0 | 0 | 12 |
| O'Neal | 2 | 0 | 2 | 0 | 0/0 | 0/0 | 0 | 12 |
| Beuerlein | 1 | 1 | 0 | 0 | 0/0 | 0/0 | 0 | 6 |
| Carswell | 1 | 0 | 1 | 0 | 0/0 | 0/0 | 0 | 6 |
| Gary | 1 | 1 | 0 | 0 | 0/0 | 0/0 | 0 | 6 |
| Griese | 1 | 1 | 0 | 0 | 0/0 | 0/0 | 0 | 6 |
| McGlockton | 1 | 0 | 1 | 0 | 0/0 | 0/0 | 0 | 6 |
| Montgomery | 1 | 0 | 1 | 0 | 0/0 | 0/0 | 0 | 6 |
| TEAM | 0 | 0 | 0 | 0 | 0/0 | 0/0 | 1 | 2 |
| BRONCOS | 45 | 21 | 21 | 3 | 42/43 | 26/36 | 1 | 392 |
| OPPONENTS | 39 | 21 | 15 | 3 | 33/34 | 25/32 | 0 | 344 |

| SCORING | TD | Ru | Pa | Ret | K-PAT | FG | S | PTS |
|------------------|-----------|-----------|-----------|----------|--------------|--------------|----------|------------|
| Elam | 0 | 0 | 0 | 0 | 42/43 | 26/36 | 0 | 120 |
| Portis | 17 | 15 | 2 | 0 | 0/0 | 0/0 | 0 | 102 |
| R. Smith | 5 | 0 | 5 | 0 | 0/0 | 0/0 | 0 | 30 |
| Anderson | 4 | 2 | 2 | 0 | 0/0 | 0/0 | 0 | 24 |
| Sharpe | 3 | 0 | 3 | 0 | 0/0 | 0/0 | 0 | 18 |
| Droughns | 2 | 1 | 1 | 0 | 0/0 | 0/0 | 0 | 12 |
| Hape | 2 | 0 | 2 | 0 | 0/0 | 0/0 | 0 | 12 |
| Lelie | 2 | 0 | 2 | 0 | 0/0 | 0/0 | 0 | 12 |
| McCaffrey | 2 | 0 | 2 | 0 | 0/0 | 0/0 | 0 | 12 |
| O'Neal | 2 | 0 | 2 | 0 | 0/0 | 0/0 | 0 | 12 |
| Beuerlein | 1 | 1 | 0 | 0 | 0/0 | 0/0 | 0 | 6 |
| Carswell | 1 | 0 | 1 | 0 | 0/0 | 0/0 | 0 | 6 |
| Gary | 1 | 1 | 0 | 0 | 0/0 | 0/0 | 0 | 6 |
| Griese | 1 | 1 | 0 | 0 | 0/0 | 0/0 | 0 | 6 |
| McGlockton | 1 | 0 | 1 | 0 | 0/0 | 0/0 | 0 | 6 |
| Montgomery | 1 | 0 | 1 | 0 | 0/0 | 0/0 | 0 | 6 |
| TEAM | 0 | 0 | 0 | 0 | 0/0 | 0/0 | 1 | 2 |
| BRONCOS | 45 | 21 | 21 | 3 | 42/43 | 26/36 | 1 | 392 |
| OPPONENTS | 39 | 21 | 15 | 3 | 33/34 | 25/32 | 0 | 344 |

| SCORING | TD | Ru | Pa | Ret | K-PAT | FG | S | PTS |
|------------------|-----------|-----------|-----------|----------|--------------|--------------|----------|------------|
| Elam | 0 | 0 | 0 | 0 | 42/43 | 26/36 | 0 | 120 |
| Portis | 17 | 15 | 2 | 0 | 0/0 | 0/0 | 0 | 102 |
| R. Smith | 5 | 0 | 5 | 0 | 0/0 | 0/0 | 0 | 30 |
| Anderson | 4 | 2 | 2 | 0 | 0/0 | 0/0 | 0 | 24 |
| Sharpe | 3 | 0 | 3 | 0 | 0/0 | 0/0 | 0 | 18 |
| Droughns | 2 | 1 | 1 | 0 | 0/0 | 0/0 | 0 | 12 |
| Hape | 2 | 0 | 2 | 0 | 0/0 | 0/0 | 0 | 12 |
| Lelie | 2 | 0 | 2 | 0 | 0/0 | 0/0 | 0 | 12 |
| McCaffrey | 2 | 0 | 2 | 0 | 0/0 | 0/0 | 0 | 12 |
| O'Neal | 2 | 0 | 2 | 0 | 0/0 | 0/0 | 0 | 12 |
| Beuerlein | 1 | 1 | 0 | 0 | 0/0 | 0/0 | 0 | 6 |
| Carswell | 1 | 0 | 1 | 0 | 0/0 | 0/0 | 0 | 6 |
| Gary | 1 | 1 | 0 | 0 | 0/0 | 0/0 | 0 | 6 |
| Griese | 1 | 1 | 0 | 0 | 0/0 | 0/0 | 0 | 6 |
| McGlockton | 1 | 0 | 1 | 0 | 0/0 | 0/0 | 0 | 6 |
| Montgomery | 1 | 0 | 1 | 0 | 0/0 | 0/0 | 0 | 6 |
| TEAM | 0 | 0 | 0 | 0 | 0/0 | 0/0 | 1 | 2 |
| BRONCOS | 45 | 21 | 21 | 3 | 42/43 | 26/36 | 1 | 392 |
| OPPONENTS | 39 | 21 | 15 | 3 | 33/34 | 25/32 | 0 | 344 |

| | | | | | | | | | | | | |
|-----------|-----|-----|------|------|------|----|-----|---|-----|-----|--------|------|
| DIFFERENT | 000 | 000 | 0000 | 0010 | 0104 | 10 | 217 | 0 | 110 | 101 | 10/201 | 0017 |
| | | | | | 380 | | | | | | | |

2001 FINAL STATISTICS (8-8)

Head Coach: Mike Shanahan AFC West: 3rd Home Stadium: INVESCO Field at Mile High

| Date | W-L | Score | Opponent | Attendance | RUSHING | No. | Yds | Avg | Long | TD |
|---------|-----|-------|---------------------|------------|-------------|-----|------|-----|------|----|
| Sept 10 | W | 31-20 | New York Giants | 75,735 | T. Davis | 167 | 701 | 4.2 | 57 | 0 |
| Sept 23 | W | 38-17 | at Arizona | 50,913 | Anderson | 175 | 678 | 3.9 | 62t | 4 |
| Sept 30 | L | 13-20 | Baltimore | 75,082 | Gary | 57 | 228 | 4.0 | 29 | 1 |
| Oct 7 | W | 20-6 | Kansas City | 75,037 | Griese | 50 | 173 | 3.5 | 24 | 1 |
| Oct 14 | L | 21-34 | at Seattle | 61,837 | R. Smith | 3 | 27 | 9.0 | 17 | 0 |
| Oct 21 | L | 10-27 | at San Diego | 67,521 | Kasper | 3 | 19 | 6.3 | 27 | 0 |
| Oct 28 | W | 31-20 | New England | 74,750 | Coleman | 4 | 17 | 4.3 | 8 | 0 |
| Nov 5 | L | 28-38 | at Oakland | 62,637 | Frerotte | 10 | 9 | 0.9 | 4t | 1 |
| Nov 11 | W | 26-16 | San Diego | 74,951 | Kennison TM | 3 | 9 | 3.0 | 10 | 0 |
| Nov 18 | L | 10-17 | Washington | 74,622 | Jackson | 5 | 7 | 1.4 | 4 | 0 |
| Nov 22 | W | 26-24 | at Dallas | 64,104 | Montgomery | 1 | 5 | 5.0 | 5 | 0 |
| Dec 2 | L | 10-21 | at Miami | 73,938 | Carter | 1 | 4 | 4.0 | 4 | 0 |
| Dec 9 | W | 20-7 | Seattle | 74,524 | Hape | 2 | 0 | 0.0 | 0 | 0 |
| Dec 16 | L | 23-26 | at Kansas City (OT) | 77,778 | BRONCOS | 481 | 1877 | 3.9 | 62t | 7 |
| Dec 30 | W | 23-17 | Oakland | 75,582 | OPPONENTS | 406 | 1492 | 3.7 | 60t | 9 |
| Jan 6 | L | 10-29 | at Indianapolis | 56,192 | | | | | | |

| TEAM STATISTICS | Den | Opp |
|--------------------|---------|---------|
| TOTAL FIRST DOWNS | 304 | 292 |
| Rushing | 106 | 86 |
| Passing | 174 | 176 |
| Penalty | 24 | 30 |
| 3rd Down: Made/Att | 83/219 | 63/191 |
| 3rd Down Pct. | 37.9 | 33.0 |
| 4th Down: Made/Att | 4/10 | 4/10 |
| 4th Down Pct. | 40.0 | 40.0 |
| POSSESSION AVG. | 31:23 | 28:37 |
| TOTAL NET YARDS | 4817 | 4774 |
| Avg. Per Game | 301.1 | 298.4 |
| Total Plays | 1034 | 960 |
| Avg. Per Play | 4.7 | 5.0 |
| NET YARDS RUSHING | 1877 | 1492 |
| Avg. Per Game | 117.3 | 93.3 |
| Total Rushes | 481 | 406 |
| NET YARDS PASSING | 2940 | 3262 |
| Avg. Per Game | 183.8 | 205.1 |
| Sacked/Yards Lost | 42/268 | 39/279 |
| Gross Yards | 3208 | 3561 |
| Att./Completions | 511/312 | 515/308 |
| Completion Pct. | 61.1 | 59.8 |
| Had Intercepted | 19 | 22 |
| PUNTS/AVERAGE | 82/44.7 | 77/47.0 |
| NET PUNTING AVG. | 82/36.5 | 77/38.1 |
| PENALTIES/YARDS | 95/917 | 100/853 |
| FUMBLES/BALL LOST | 24/8 | 26/15 |
| TOUCHDOWNS | 35 | 38 |
| Rushing | 7 | 9 |
| Passing | 26 | 23 |
| Returns | 2 | 6 |

| SCORE BY PERIODS | 1 | 2 | 3 | 4 | OT | PTS |
|------------------|----|-----|----|-----|----|-----|
| BRONCOS | 50 | 128 | 89 | 73 | 0 | 340 |
| OPPONENTS | 65 | 94 | 58 | 119 | 3 | 339 |

| SCORING | TD | Ru | Pa | Ret | K-PAT | FG | S | PTS |
|-------------|----|----|----|-----|-------|-------|---|-----|
| Elam | 0 | 0 | 0 | 0 | 31/31 | 31/36 | 0 | 124 |
| R. Smith | 11 | 0 | 11 | 0 | | | 0 | 68 |
| De. Clark | 6 | 0 | 6 | 0 | | | 0 | 36 |
| Anderson | 4 | 4 | 0 | 0 | | | 0 | 26 |
| Carswell | 4 | 0 | 4 | 0 | | | 0 | 26 |
| Hape | 3 | 0 | 3 | 0 | | | 0 | 18 |
| Frerotte | 1 | 1 | 0 | 0 | | | 0 | 6 |
| Gary | 1 | 1 | 0 | 0 | | | 0 | 6 |
| Griese | 1 | 1 | 0 | 0 | | | 0 | 6 |
| Kennison TM | 1 | 0 | 1 | 0 | | | 0 | 6 |
| McCaffrey | 1 | 0 | 1 | 0 | | | 0 | 6 |
| O'Neal | 1 | 0 | 0 | 1 | | | 0 | 6 |
| Walker | 1 | 0 | 0 | 1 | | | 0 | 6 |
| BRONCOS | 35 | 7 | 26 | 2 | 31/31 | 31/36 | 0 | 340 |
| OPPONENTS | 38 | 9 | 23 | 6 | 36/37 | 25/29 | 0 | 339 |

2-PT. CONVERSIONS: Anderson, Carswell, R. Smith, BRONCOS 3-4, OPPONENTS 0-1

SACKS: Pryce 7.0, Romanowski 7.0, Washington 4.0, Brown 3.0, Gold 3.0, Hayward 3.0, Wilson 3.0, Berry 2.0, Kennedy 2.0, McGlockton 1.0, Mobley 1.0, Pittman 1.0, Reagor 1.0, Woodall 1.0, BRONCOS 39.0, OPPONENTS 42.0

| PASSING | Att | Cmp | Yds | Cmp% | Yds/Att | TD | TD% | Int | Int% | Long | Sack/Lost | Rating |
|-----------|-----|-----|------|------|---------|----|-----|-----|------|------|-----------|--------|
| Griese | 451 | 275 | 2827 | 61.0 | 6.27 | 23 | 5.1 | 19 | 4.2 | 65t | 38/241 | 78.5 |
| Frerotte | 48 | 30 | 308 | 62.5 | 6.42 | 3 | 6.3 | 0 | 0.0 | 26t | 3/21 | 101.7 |
| Jackson | 12 | 7 | 73 | 58.3 | 6.08 | 0 | 0.0 | 0 | 0.0 | 19 | 1/6 | 76.0 |
| BRONCOS | 511 | 312 | 3208 | 61.1 | 6.28 | 26 | 5.1 | 19 | 3.7 | 65t | 42/268 | 80.6 |
| OPPONENTS | 515 | 308 | 3561 | 59.8 | 6.91 | 23 | 4.5 | 22 | 4.3 | 72t | 39/279 | 77.8 |

ELAM: (65N,37G)(49G,31G,35G)(43G,49G)(48G,24G) () (45G,42N)(50G)(39G,21G,48B)(25G,29G,26G,33G) (33G) (24G,50G,46G,28G)(45G)(42G,20G)(34G,45N,36G,49G) (27G,25G,42G)(54N,25G)

OPPONENTS: (63N)(28G)(29G,26G)(23G,35G)(44G,23G) (21G,51G)(24G,44G)(31G)(29G)(48G)(43G)() (41N) (51G,43G,28N,41G,41N,32G)(28G)(22G,40G,45G,22G,25G)

2001 DEFENSIVE STATS

(based on coaches' film review)

| | TT | UT | A | S-YDS | I-YDS | PD | FF | FR |
|---------------|-------|-----|-----|--------|--------|----|----|----|
| 1 Mobley | 133 | 101 | 32 | 1-6 | 1-17 | 3 | 2 | 3 |
| 2 Wilson | 128 | 98 | 30 | 3-25 | 0-0 | 7 | 1 | 0 |
| 3 Romanowski | 116 | 84 | 32 | 7-44 | 0-0 | 2 | 1 | 0 |
| 4 Brown | 98 | 78 | 20 | 3-26 | 2-8 | 8 | 1 | 1 |
| 5 Kennedy | 92 | 70 | 22 | 2-18 | 1-6 | 6 | 0 | 0 |
| 6 O'Neal | 60 | 53 | 7 | 0-0 | 9-115 | 18 | 0 | 0 |
| Washington | 60 | 44 | 16 | 4-29 | 0-0 | 0 | 1 | 1 |
| 8 Pryce | 55 | 42 | 13 | 7-50 | 0-0 | 3 | 2 | 0 |
| 9 Walker | 52 | 44 | 8 | 0-0 | 3-60 | 3 | 0 | 0 |
| 10 Pittman | 50 | 43 | 7 | 1-14 | 0-0 | 1 | 1 | 1 |
| 11 McGlockton | 43 | 39 | 4 | 1-8 | 2-17 | 3 | 1 | 0 |
| 12 Gold | 28 | 22 | 6 | 3-14 | 0-0 | 2 | 1 | 0 |
| 13 Spencer | 23 | 21 | 2 | 0-0 | 3-25 | 9 | 0 | 1 |
| 14 Hayward | 22 | 16 | 6 | 3-21 | 0-0 | 0 | 0 | 0 |
| 15 Berry | 17 | 13 | 4 | 2-12 | 0-0 | 1 | 0 | 2 |
| 16 Lett | 15 | 14 | 1 | 0-0 | 0-0 | 1 | 0 | 0 |
| 17 Davis, E. | 11 | 6 | 5 | 0-0 | 0-0 | 1 | 0 | 1 |
| 18 Coghill | 6 | 5 | 1 | 0-0 | 1-0 | 0 | 0 | 0 |
| Reagor | 6 | 6 | 0 | 1-6 | 0-0 | 0 | 0 | 0 |
| 20 Johnson | 5 | 4 | 1 | 0-0 | 0-0 | 0 | 0 | 0 |
| 21 Woodall | 4 | 3 | 1 | 1-6 | 0-0 | 0 | 0 | 0 |
| 22 Burns | 3 | 2 | 1 | 0-0 | 0-0 | 0 | 0 | 0 |
| 23 Jenkins | 1 | 1 | 0 | 0-0 | 0-0 | 0 | 0 | 0 |
| TOTAL | 1,028 | 809 | 219 | 39-279 | 22-240 | 68 | 11 | 10 |

2001 GAMES STARTED

| OFFENSE | | DEFENSE | |
|---------------------|----|------------------------|----|
| QB Ferrotte, Gus | 1 | DE Hayward, Reggie | 2 |
| QB Griese, Brian | 15 | DE Pittman, Kavika | 14 |
| RB Anderson, Mike | 7 | DE Washington, Keith | 16 |
| RB Davis, Terrell | 8 | DT McGlockton, Chester | 16 |
| RB Gary, Olandis | 1 | DT Pryce, Trevor | 16 |
| FB Carter, Tony | 6 | LB Mobley, John | 16 |
| FB Hape, Patrick | 8 | LB Romanowski, Bill | 16 |
| WR Cole, Chris | 1 | LB Wilson, Al | 16 |
| WR Kasper, Kevin | 5 | CB O'Neal, Deltha | 16 |
| WR McCaffrey, Ed | 1 | CB Spencer, Jimmy | 1 |
| WR Smith, Rod | 14 | CB Walker, Denard | 15 |
| TE Carswell, Dwayne | 16 | S Brown, Eric | 16 |
| TE Clark, Desmond | 4 | S Kennedy, Kenoy | 16 |
| C Nalen, Tom | 16 | | |
| T Lepsis, Matt | 16 | | |
| T Teague, Trey | 16 | | |
| G Friedman, Lennie | 14 | | |
| G Herndon, Steve | 3 | | |
| G Neil, Dan | 15 | | |

2001 COACHES

Mike Shanahan (Head Coach), Frank Bush (Special Teams), Larry Coyer (Linebackers), Rick Dennison (Offensive Line), Karl Dorrell (Wide Receivers), George Dyer (Def. Line), Alex Gibbs (Asst. Head Coach/Off. Line), David Gibbs (Safeties), Gary Kubiak (Off. Coord./DBs), Anthony Lynn (Special Teams Asst.), Pat McPherson (Off. Asst.), Ron Milus (Def. Backs), Brian Pariani (Tight Ends), Ray Rhodes (Def. Coord.), Greg Saporta (Asst. Strength & Cond.), Cedric Smith (Asst. Strength & Cond.), John Teerlinck (Pass Rush Specialist), Bobby Turner (Running Backs), Rich Tuten (Strength & Cond.), Steve Watson (Def. Asst.), Zaven Yaraian (Head Coach's Asst.).

2001 LEADERS / RANKINGS

| INDIVIDUAL | PLAYER | NO. | AFC RANK | NFL RANK | NFL LEADER | NO. |
|-----------------|------------------|-------|----------|----------|---------------|-------|
| Scoring | Elam | 124 | 21 | 31 | Wilkins (STL) | 127 |
| Rushing | Davis | 701 | 14 | 24 | Holmes (KC) | 1,555 |
| Passing Yards | Griese | 2,827 | 13 | 23 | Warner (STL) | 4,830 |
| Passer Rating | Griese | 78.5 | 8 | 15 | Warner (STL) | 101.4 |
| Receiving Yards | Smith | 1,343 | 3 | 6 | Boston (ARI) | 1,598 |
| Receptions | Smith | 113 | 1 | 1 | Smith (DEN) | 113 |
| Interceptions | O'Neal | 9 | 21 | 31 | Two players | 10 |
| Sacks | Pryce/Romanowski | 7 | 21 | 37 | Strahan (NYG) | 22.5 |

| OFFENSE | NO. | AFC RANK | NFL RANK | NFL LEADER | NO. |
|----------------------------|-------|----------|----------|------------|-------|
| Points Per Game | 21.3 | 61 | 91 | St. Louis | 31.4 |
| Total Yards Per Game | 301.1 | 12 | 22 | St. Louis | 418.1 |
| Yards Per Play | 4.7 | 12 | 23 | St. Louis | 6.6 |
| Rushing Yards Per Game | 117.3 | 6 | 10 | Pittsburgh | 173.4 |
| Net Passing Yards Per Game | 183.8 | 13 | 25 | St. Louis | 291.4 |

| DEFENSE | NO. | AFC RANK | NFL RANK | NFL LEADER | NO. |
|----------------------------|-------|----------|----------|------------|-------|
| Points Per Game | 21.2 | 12 | 21 | Chicago | 12.7 |
| Total Yards Per Game | 298.4 | 4 | 8 | Pittsburgh | 258.6 |
| Yards Per Play | 5.0 | 8t | 15t | Baltimore | 4.4 |
| Rushing Yards Per Game | 93.3 | 4 | 6 | Pittsburgh | 74.7 |
| Net Passing Yards Per Game | 205.1 | 10 | 16 | Miami | 176.8 |

2001 NFL STANDINGS

| AFC EAST | W | L | T | Pct | PF | PA |
|-----------------|----|----|---|------|-----|-----|
| yz-New England | 11 | 5 | 0 | .688 | 371 | 272 |
| x-Miami | 11 | 5 | 0 | .688 | 344 | 290 |
| x-New York Jets | 10 | 6 | 0 | .625 | 308 | 295 |
| Indianapolis | 6 | 10 | 0 | .375 | 413 | 486 |
| Buffalo | 3 | 13 | 0 | .188 | 265 | 420 |

| AFC CENTRAL | W | L | T | Pct | PF | PF |
|----------------|----|----|---|------|-----|-----|
| *yz-Pittsburgh | 13 | 3 | 0 | .812 | 352 | 212 |
| x-Baltimore | 10 | 6 | 0 | .625 | 303 | 265 |
| Cleveland | 7 | 9 | 0 | .438 | 285 | 319 |
| Tennessee | 7 | 9 | 0 | .438 | 336 | 388 |
| Jacksonville | 6 | 10 | 0 | .375 | 294 | 286 |
| Cincinnati | 6 | 10 | 0 | .375 | 226 | 309 |

| AFC WEST | | | | | | |
|-------------|----|----|---|------|-----|-----|
| Team | W | L | T | Pct | PF | PA |
| y-Oakland | 10 | 6 | 0 | .625 | 399 | 327 |
| Seattle | 9 | 7 | 0 | .562 | 301 | 324 |
| Denver | 8 | 8 | 0 | .500 | 340 | 339 |
| Kansas City | 6 | 10 | 0 | .375 | 320 | 344 |
| San Diego | 5 | 11 | 0 | .312 | 332 | 321 |

| NFC EAST | W | L | T | Pct | PF | PF |
|-----------------|----|----|---|------|-----|-----|
| y-Philadelphia | 11 | 5 | 0 | .688 | 343 | 208 |
| Washington | 8 | 8 | 0 | .500 | 256 | 303 |
| New York Giants | 7 | 9 | 0 | .438 | 294 | 321 |
| Arizona | 7 | 9 | 0 | .438 | 295 | 343 |
| Dallas | 5 | 11 | 0 | .312 | 246 | 338 |

| NFC CENTRAL | W | L | T | Pct | PF | PF |
|-------------|----|----|---|------|-----|-----|
| yz-Chicago | 13 | 3 | 0 | .812 | 338 | 203 |
| x-Green Bay | 12 | 4 | 0 | .750 | 390 | 266 |
| x-Tampa Bay | 9 | 7 | 0 | .562 | 324 | 280 |
| Minnesota | 5 | 11 | 0 | .312 | 290 | 390 |
| Detroit | 2 | 14 | 0 | .125 | 270 | 424 |

| NFC WEST | W | L | T | Pct | PF | PF |
|-----------------|----|----|---|------|-----|-----|
| *yz-St. Louis | 14 | 2 | 0 | .875 | 503 | 273 |
| x-San Francisco | 12 | 4 | 0 | .750 | 409 | 282 |
| New Orleans | 7 | 9 | 0 | .438 | 333 | 409 |
| Atlanta | 7 | 9 | 0 | .438 | 291 | 377 |
| Carolina | 1 | 15 | 0 | .062 | 253 | 410 |

x - Playoffs; y - Division Title; z - First-round Bye; * - Home-field Advantage

WILD CARD PLAYOFF GAMES

1/12 - at Philadelphia 31, Tampa Bay 9
1/12 - at Oakland 38, New York Jets 24
1/13 - at Green Bay 25, Kansas City 15
1/13 - Baltimore 20, at Miami 3

DIVISIONAL PLAYOFF GAMES

1/19 - Philadelphia 33, at Chicago 19
1/19 - at New England 16, Oakland 13 (OT)
1/20 - at St. Louis 45, Green Bay 17
1/20 - at Pittsburgh 27, Baltimore 10

CONFERENCE CHAMPIONSHIPS

1/27 - at St. Louis 29, Philadelphia 24
1/27 - New England 24, at Pittsburgh 17

SUPER BOWL XXXVI (NEW ORLEANS)

2/3 - New England 20, St. Louis 17

1999 FINAL STATISTICS (6-10)

Head Coach: Mike Shanahan AFC West: 5th Home Stadium: Mile High Stadium

| Date | W-L | Score | Opponent | Attendance | RUSHING | No. | Yds | Avg | Long | TD |
|---------|-----|-------|-----------------|------------|------------------|------------|-------------|------------|-------------|-----------|
| Sept 13 | L | 21-38 | Miami | 75,623 | Gary | 276 | 1159 | 4.2 | 71 | 7 |
| Sept 19 | L | 10-26 | at Kansas City | 78,683 | Davis | 67 | 211 | 3.1 | 26 | 2 |
| Sept 26 | L | 10-13 | at Tampa Bay | 65,297 | Loville | 40 | 203 | 5.1 | 36t | 1 |
| Oct 3 | L | 13-21 | New York Jets | 74,181 | Griese | 46 | 138 | 3.0 | 23 | 2 |
| Oct 10 | W | 16-13 | at Oakland | 55,704 | Griffith | 17 | 66 | 3.9 | 13 | 1 |
| Oct 17 | W | 31-10 | Green Bay | 73,352 | C. Miller | 8 | 40 | 5.0 | 13 | 0 |
| Oct 24 | L | 23-24 | at New England | 60,011 | Avery LG | 5 | 21 | 4.2 | 11 | 0 |
| Oct 31 | L | 20-23 | Minnesota | 75,021 | Avery TM | 5 | 21 | 4.2 | 11 | 0 |
| Nov 7 | W | 33-17 | at San Diego | 61,204 | Brister | 2 | 17 | 8.5 | 17 | 0 |
| Nov 14 | L | 17-20 | at Seattle | 66,314 | D. Smith | 1 | 7 | 7.0 | 1 | 0 |
| Nov 22 | W | 27-21 | Oakland (OT) | 70,012 | Lynn | 1 | 2 | 0.0 | 0 | 0 |
| Dec 5 | L | 10-16 | Kansas City | 73,855 | Rouen | 1 | 0 | 0.0 | 0 | 0 |
| Dec 13 | L | 24-27 | at Jacksonville | 71,357 | BRONCOS | 465 | 1864 | 4.0 | 71 | 13 |
| Dec 19 | W | 36-30 | Seattle (OT) | 65,987 | OPPONENTS | 440 | 1737 | 3.9 | 54 | 15 |
| Dec 25 | W | 17-7 | at Detroit | 73,158 | RECEIVING | No. | Yds | Avg | Long | TD |
| Jan 2 | L | 6-12 | San Diego | 69,278 | R. Smith | 79 | 1020 | 12.9 | 71 | 4 |

| TEAM STATISTICS | Den | Opp |
|--------------------|---------|----------|
| TOTAL FIRST DOWNS | 308 | 267 |
| Rushing | 107 | 88 |
| Passing | 168 | 154 |
| Penalty | 33 | 25 |
| 3rd Down: Made/Att | 84/229 | 64/203 |
| 3rd Down Pct. | 36.7 | 31.5 |
| 4th Down: Made/Att | 6/14 | 5/11 |
| 4th Down Pct. | 42.9 | 45.5 |
| POSSESSION AVG. | 31:06 | 28:54 |
| TOTAL NET YARDS | 5283 | 4753 |
| Avg. Per Game | 330.2 | 297.1 |
| Total Plays | 1053 | 961 |
| Avg. Per Play | 5.0 | 4.9 |
| NET YARDS RUSHING | 1864 | 1737 |
| Avg. Per Game | 116.5 | 108.6 |
| Total Rushes | 465 | 440 |
| NET YARDS PASSING | 3419 | 3016 |
| Avg. Per Game | 213.7 | 188.5 |
| Sacked/Yards Lost | 34/227 | 50/283 |
| Gross Yards | 3646 | 3299 |
| Att./Completions | 554/319 | 471/273 |
| Completion Pct. | 57.6 | 58.0 |
| Had Intercepted | 18 | 15 |
| PUNTS/AVERAGE | 84/46.5 | 92/43.6 |
| NET PUNTING AVG. | 84/35.6 | 92/36.5 |
| PENALTIES/YARDS | 114/872 | 114/1016 |
| FUMBLES/BALL LOST | 33/10 | 29/11 |
| TOUCHDOWNS | 32 | 35 |
| Rushing | 13 | 15 |
| Passing | 16 | 17 |
| Returns | 3 | 3 |

| SCORE BY PERIODS | 1 | 2 | 3 | 4 | OT | PTS |
|------------------|----|-----|----|-----|----|-----|
| BRONCOS | 79 | 58 | 77 | 88 | 12 | 318 |
| OPPONENTS | 34 | 115 | 62 | 107 | 0 | 314 |

| SCORING | TD | Ru | Pa | Ret | K-PAT | FG | S | PTS |
|------------------|-----------|-----------|-----------|----------|--------------|--------------|----------|------------|
| Elam | 0 | 0 | 0 | 0 | 29/29 | 29/36 | 0 | 116 |
| Gary | 7 | 7 | 0 | 0 | | | 0 | 44 |
| McCaffrey | 7 | 0 | 7 | 0 | | | 0 | 42 |
| R. Smith | 4 | 0 | 4 | 0 | | | 0 | 24 |
| Carswell | 2 | 0 | 2 | 0 | | | 0 | 12 |
| Chamberlain | 2 | 0 | 2 | 0 | | | 0 | 12 |
| Davis | 2 | 2 | 0 | 0 | | | 0 | 12 |
| Griese | 2 | 2 | 0 | 0 | | | 0 | 12 |
| Griffith | 2 | 1 | 1 | 0 | | | 0 | 12 |
| Cadrez | 1 | 0 | 0 | 1 | | | 0 | 6 |
| Loville | 1 | 1 | 0 | 0 | | | 0 | 6 |
| Romanowski | 1 | 0 | 0 | 1 | | | 0 | 6 |
| Watson | 1 | 0 | 0 | 1 | | | 0 | 6 |
| Pryce | 0 | 0 | 0 | 0 | | | 1 | 2 |
| TEAM | 0 | 0 | 0 | 0 | | | 1 | 2 |
| BRONCOS | 32 | 13 | 16 | 3 | 29/29 | 29/36 | 2 | 314 |
| OPPONENTS | 35 | 15 | 17 | 3 | 31/32 | 25/29 | 0 | 318 |

2-PT. CONVERSIONS: Gary, BRONCOS 1-1, OPPONENTS 1-3

SACKS: Pryce 13.0, Cadrez 7.0, Tanuvasa 7.0, N. Smith 6.5, Williams 4.0, Hasselbach 2.5, Crockett 2.0, Wayne 2.0, E. Brown 1.5, Traylor 1.5, Bowens 1.0, Braxton 1.0, Wilson 1.0, BRONCOS 50.0, OPPONENTS 34.0

| PASSING | Att | Cmp | Yds | Cmp% | Yds/Att | TD | TD% | Int | Int% | Long | Sack/Lost | Rating |
|------------------|------------|------------|-------------|-------------|-------------|-----------|------------|-----------|------------|-----------|---------------|-------------|
| Griese | 452 | 261 | 3032 | 57.7 | 6.71 | 14 | 3.1 | 14 | 3.1 | 88 | 27/176 | 75.6 |
| C. Miller | 81 | 46 | 527 | 56.8 | 6.51 | 2 | 2.5 | 1 | 1.2 | 42 | 7/51 | 79.6 |
| Brister | 20 | 12 | 87 | 60.0 | 4.35 | 0 | 0.0 | 3 | 15.0 | 11 | 0/0 | 30.6 |
| R. Smith | 1 | 0 | 0 | 0.0 | 0.00 | 0 | 0.0 | 0 | 0.0 | 0 | 0/0 | 39.6 |
| BRONCOS | 554 | 319 | 3646 | 57.6 | 6.58 | 16 | 2.9 | 18 | 3.2 | 88 | 34/227 | 73.6 |
| OPPONENTS | 471 | 273 | 3299 | 58.0 | 7.00 | 17 | 3.6 | 15 | 3.2 | 67 | 50/283 | 78.3 |

1999 DEFENSIVE STATS

(based on coaches' film review)

| | TT | UT | A | S-YDS | I-YDS | PD | FF | FR |
|---------------|------------|------------|------------|---------------|---------------|-----------|-----------|----------|
| 1 Cadrez | 97 | 73 | 24 | 7-32 | 0-0 | 5 | 3 | 4 |
| 2 Romanowski | 94 | 69 | 25 | 0-0 | 3-35 | 9 | 0 | 0 |
| 3 Wilson | 88 | 70 | 18 | 1-1 | 0-0 | 6 | 1 | 2 |
| 4 E. Brown | 80 | 62 | 18 | 1.5-8 | 1-13 | 3 | 0 | 0 |
| 5 Carter | 73 | 57 | 16 | 0-0 | 2-48 | 12 | 1 | 0 |
| 6 Crockett | 71 | 64 | 7 | 2-24 | 2-14 | 10 | 1 | 1 |
| 7 Braxton | 61 | 45 | 16 | 1-10 | 0-0 | 0 | 0 | 0 |
| 8 Pryce | 50 | 36 | 14 | 13-74 | 1-0 | 0 | 3 | 1 |
| 9 Tanuvasa | 43 | 36 | 7 | 7-30 | 0-0 | 0 | 2 | 0 |
| 10 Traylor | 42 | 36 | 6 | 1.5-10.5 | 0-0 | 6 | 2 | 0 |
| 11 James | 38 | 32 | 6 | 0-0 | 5-59 | 11 | 2 | 0 |
| 12 Johnson | 36 | 28 | 8 | 0-0 | 0-0 | 4 | 0 | 1 |
| 13 Coghill | 34 | 28 | 6 | 0-0 | 1-0 | 4 | 0 | 0 |
| Smith, N. | 34 | 26 | 8 | 6.5-42 | 0-0 | 1 | 0 | 0 |
| 15 Hasselbach | 25 | 17 | 8 | 2.5-14.5 | 0-0 | 0 | 0 | 0 |
| 16 Williams | 19 | 15 | 4 | 4-28 | 0-0 | 1 | 2 | 0 |
| 17 Lodish | 13 | 10 | 3 | 0-0 | 0-0 | 0 | 0 | 0 |
| Mobley | 13 | 10 | 3 | 0-0 | 0-0 | 1 | 0 | 0 |
| 19 Reagar | 11 | 8 | 3 | 0-0 | 0-0 | 0 | 0 | 0 |
| 20 Wayne | 10 | 8 | 2 | 2-15 | 0-0 | 0 | 1 | 0 |
| Bowens | 10 | 6 | 4 | 1-1 | 0-0 | 0 | 0 | 0 |
| Brown, C. | 10 | 5 | 5 | 0-0 | 0-0 | 0 | 0 | 0 |
| 23 Grasmanis | 6 | 4 | 2 | 0-0 | 0-0 | 0 | 0 | 0 |
| 24 Watson | 5 | 5 | 0 | 0-0 | 0-0 | 2 | 0 | 0 |
| 25 Ulmer | 1 | 1 | 0 | 0-0 | 0-0 | 0 | 0 | 0 |
| TOTAL | 964 | 751 | 213 | 50-290 | 15-169 | 75 | 18 | 9 |

1999 GAMES STARTED

| OFFENSE | DEFENSE |
|---------------------|--------------------------|
| QB Griese, Brian | 13 DE Hasselbach, Harald |
| QB Miller, Chris | 3 DE Smith, Neil |
| RB Davis, Terrell | 4 DE Tanuvasa, Maa |
| RB Gary, Olandis | 12 DE Williams, Alfred |
| FB Griffith, Howard | 16 DT Lodish, Mike |
| WR Cooper, Andre | 1 DT Pryce, Trevor |
| WR McCaffrey, Ed | 15 DT Traylor, Keith |
| WR Nash, Marcus | 1 LB Cadrez, Glenn |
| WR Smith, Rod | 15 LB Mobley, John |
| TE Carswell, Dwayne | 11 LB Romanowski, Bill |
| TE Sharpe, Shannon | 5 LB Wilson, Al |
| C Nalen, Tom | 16 CB Carter, Dale |
| T Jones, Tony | 12 CB Crockett, Ray |
| T Lepsis, Matt | 16 CB James, Tony |
| T Teague, Trey | 4 CB Watson, Chris |
| G Banks, Chris | 1 S Braxton, Tyrone |
| G Neil, Dan | 15 S Brown, Eric |
| G Schlereth, Mark | 16 S Coghill, George |
| | S Johnson, Darrius |

1999 COACHES

Mike Shanahan (Head Coach), Frank Bush (Linebackers), Barney Chavous (Asst. Off. Line/ Asst. Strength & Cond.), Rick Dennison (Special Teams), Ed Donatelli (Def. Backs), George Dyer (Def. Line), Alex Gibbs (Asst. Head Coach/Offensive Line), Mike Heimerdinger (Wide Receivers), Gary Kubiak (Off. Coordinator/QBs), Pat McPherson (Off. Asst.), Brian Pariani (Tight Ends), Ricky Porter (Strength & Conditioning Asst.), Greg Robinson (Def. Coordinator), Greg Saporta (Asst. Strength & Cond.), Rick Smith (Def. Assistant), John Teerlink (Pass Rush Specialist), Terry Tume (Def. Assistant), Bobby Turner (Running Backs), Rich Tuten (Strength & Conditioning).

1999 LEADERS / RANKINGS

| INDIVIDUAL | PLAYER | NO. | AFC RANK | NFL RANK | NFL LEADER | NO. |
|-----------------|--------|-------|----------|----------|------------------|-------|
| Scoring | Elam | 116 | 5t | 6t | Vanderjagt (IND) | 145 |
| Rushing | Gary | 1,159 | 6 | 11 | James (IND) | 1,553 |
| Passing Yards | Griese | 3,032 | 8 | 12 | Beuerlein (CAR) | 4,436 |
| Passer Rating | Griese | 75.6 | 11t | 22t | Warner (STL) | 109.2 |
| Receiving Yards | Smith | 1,020 | 9 | 24 | Harrison (IND) | 1,663 |
| Receptions | Smith | 79 | 5 | 15t | Smith (JAC) | 116 |
| Interceptions | James | 5 | 5t | 13t | Five Players | 7 |
| Sacks | Pryce | 13 | 2 | 5 | Carter (STL) | 17 |

| DEFENSE | NO. | AFC RANK | NFL RANK | NFL LEADER | NO. |
|----------------------------|-------|----------|----------|--------------|-------|
| Points Per Game | 19.6 | 11 | 18 | St. Louis | 32.9 |
| Total Yards Per Game | 330.2 | 7 | 14 | St. Louis | 400.8 |
| Yards Per Play | 5.0 | 7t | 14t | St. Louis | 6.5 |
| Rushing Yards Per Game | 116.5 | 8 | 12 | Jacksonville | 130.7 |
| Net Passing Yards Per Game | 213.7 | 7 | 15 | St. Louis | 272.1 |

1999 NFL STANDINGS

| AFC EAST | Team | W | L | T | Pct | PF | PA |
|----------|-----------------|----|---|---|------|-----|-----|
| | yz-Indianapolis | 13 | 3 | 0 | .813 | 423 | 333 |
| | x-Buffalo | 11 | 5 | 0 | .688 | 320 | 229 |
| | x-Miami | 9 | 7 | 0 | .563 | 326 | 336 |
| | New England | 8 | 8 | 0 | .500 | 299 | 284 |
| | New York Jets | 8 | 8 | 0 | .500 | 308 | 309 |

| AFC CENTRAL | Team | W | L | T | Pct | PF | PA |
|-------------|------------------|----|----|---|------|-----|-----|
| | *yz-Jacksonville | 14 | 2 | 0 | .875 | 396 | 217 |
| | x-Tennessee | 13 | 3 | 0 | .813 | 392 | 324 |
| | Baltimore | 8 | 8 | 0 | .500 | 324 | 277 |
| | Pittsburgh | 6 | 10 | 0 | .375 | 317 | 320 |
| | Cincinnati | 4 | 12 | 0 | .250 | 283 | 460 |
| | Cleveland | 2 | 14 | 0 | .125 | 217 | 437 |

| AFC WEST | Team | W | L | T | Pct | PF | PA |
|----------|-------------|---|----|---|------|-----|-----|
| | y-Seattle | 9 | 7 | 0 | .563 | 338 | 298 |
| | Kansas City | 9 | 7 | 0 | .563 | 390 | 322 |
| | San Diego | 8 | 8 | 0 | .500 | 269 | 316 |
| | Oakland | 8 | 8 | 0 | .500 | 390 | 329 |
| | Denver | 6 | 10 | 0 | .375 | 314 | 318 |

| NFC EAST | Team | W | L | T | Pct | PF | PA |
|----------|-----------------|----|----|---|------|-----|-----|
| | y-Washington | 10 | 6 | 0 | .625 | 443 | 377 |
| | x-Dallas | 8 | 8 | 0 | .500 | 352 | 276 |
| | New York Giants | 7 | 9 | 0 | .438 | 299 | 358 |
| | Arizona | 6 | 10 | 0 | .375 | 245 | 382 |
| | Philadelphia | 5 | 11 | 0 | .313 | 272 | 357 |

| NFC CENTRAL | Team | W | L | T | Pct | PF | PA |
|-------------|--------------|----|----|---|------|-----|-----|
| | yz-Tampa Bay | 11 | 5 | 0 | .688 | 270 | 235 |
| | x-Minnesota | 10 | 6 | 0 | .625 | 399 | 335 |
| | x-Detroit | 8 | 8 | 0 | .500 | 322 | 323 |
| | Green Bay | 8 | 8 | 0 | .500 | 357 | 341 |
| | Chicago | 6 | 10 | 0 | .375 | 272 | 341 |

| NFC WEST | Team | W | L | T | Pct | PF | PA |
|----------|---------------|----|----|---|------|-----|-----|
| | *yz-St. Louis | 13 | 3 | 0 | .813 | 526 | 242 |
| | Carolina | 8 | 8 | 0 | .500 | 421 | 381 |
| | Atlanta | 5 | 11 | 0 | .313 | 285 | 380 |
| | San Francisco | 4 | 12 | 0 | .250 | 295 | 453 |
| | New Orleans | 3 | 13 | 0 | .188 | 260 | 434 |

x - Playoffs; y - Division Title; z - First-round Bye; * - Home-field Advantage

WILD CARD PLAYOFF GAMES

1/8 - at Tennessee 22, Buffalo 16
1/8 - at Washington 27, Detroit 13
1/9 - Miami 20, at Seattle 17
1/9 - at Minnesota 27, Dallas 10

DIVISIONAL PLAYOFF GAMES

1/15 - at Jacksonville 62, Miami 7
1/15 - at Tampa Bay 14, Washington 13
1/16 - Tennessee 19, at Indianapolis 16
1/16 - at St. Louis 49, Minnesota 37

CONFERENCE CHAMPIONSHIPS

1/23 - Tennessee 33, at Jacksonville 14
1/23 - at St. Louis 11, Tampa Bay 6

SUPER BOWL XXXIV (ATLANTA)

1998 FINAL STATISTICS (14-2)

Head Coach: Mike Shanahan AFC West: 1st Home Stadium: Mile High Stadium

| Date | W-L | Score | Opponent | Attendance | RUSHING | No. | Yds | Avg | Long | TD |
|---------|-----|-------|--------------------|------------|------------------|------------|-------------|------------|-------------|-----------|
| Sept 7 | W | 27-21 | New England | 74,745 | Davis | 392 | 2008 | 5.1 | 70 | 21 |
| Sept 13 | W | 42-23 | Dallas | 75,013 | Loville | 53 | 161 | 3.0 | 12 | 2 |
| Sept 20 | W | 34-17 | at Oakland | 56,578 | Brister | 19 | 102 | 5.4 | 38t | 1 |
| Sept 27 | W | 38-16 | at Washington | 71,880 | Elway | 37 | 94 | 2.5 | 16 | 1 |
| Oct 4 | W | 41-16 | Philadelphia | 73,218 | R. Smith | 6 | 63 | 10.5 | 37 | 0 |
| Oct 11 | W | 21-16 | at Seattle | 66,258 | Hebron | 9 | 31 | 3.4 | 8 | 1 |
| Oct 25 | W | 37-24 | Jacksonville | 75,217 | Griffith | 4 | 13 | 3.3 | 16 | 0 |
| Nov 1 | W | 33-26 | at Cincinnati | 59,974 | Rouen | 1 | 0 | 0.0 | 0 | 0 |
| Nov 8 | W | 27-10 | San Diego | 74,925 | Griese | 4 | -4 | -1.0 | 0 | 0 |
| Nov 16 | W | 30-7 | at Kansas City | 78,100 | BRONCOS | 525 | 2468 | 4.7 | 70 | 26 |
| Nov 22 | W | 40-14 | Oakland | 75,325 | OPPONENTS | 356 | 1287 | 3.6 | 45 | 8 |
| Nov 29 | W | 31-16 | at San Diego | 66,532 | RECEIVING | No. | Yds | Avg | Long | TD |
| Dec 6 | W | 35-31 | Kansas City | 74,962 | R. Smith | 86 | 1222 | 14.2 | 58 | 6 |
| Dec 13 | L | 16-20 | at New York Giants | 72,336 | McCauffrey | 64 | 1053 | 16.5 | 48 | 10 |
| Dec 21 | L | 21-31 | at Miami | 74,363 | Sharpe | 64 | 768 | 12.0 | 38t | 10 |
| Dec 27 | W | 28-21 | Seattle | 74,057 | Davis | 25 | 217 | 8.7 | 35 | 2 |

| TEAM STATISTICS | Den | Opp |
|--------------------|----------|---------|
| TOTAL FIRST DOWNS | 347 | 283 |
| Rushing | 135 | 80 |
| Passing | 186 | 183 |
| Penalty | 26 | 20 |
| 3rd Down: Made/Att | 90/207 | 88/225 |
| 3rd Down Pct. | 43.5 | 39.1 |
| 4th Down: Made/Att | 4/10 | 10/19 |
| 4th Down Pct. | 40.0 | 52.6 |
| POSSESSION AVG. | 32:08 | 27:52 |
| TOTAL NET YARDS | 6092 | 4935 |
| Avg. Per Game | 380.8 | 308.4 |
| Total Plays | 1041 | 999 |
| Avg. Per Play | 5.9 | 4.9 |
| NET YARDS RUSHING | 2468 | 1287 |
| Avg. Per Game | 154.3 | 80.4 |
| Total Rushes | 525 | 356 |
| NET YARDS PASSING | 3624 | 3648 |
| Avg. Per Game | 226.5 | 228.0 |
| Sacked/Yards Lost | 25/184 | 47/335 |
| Gross Yards | 3808 | 3983 |
| Att./Completions | 491/290 | 596/345 |
| Completion Pct. | 59.1 | 57.9 |
| Had Intercepted | 14 | 19 |
| PUNTS/AVERAGE | 67/46.2 | 88/42.4 |
| NET PUNTING AVG. | 67/37.6 | 88/36.1 |
| PENALTIES/YARDS | 115/1023 | 113/865 |
| FUMBLES/BALL LOST | 17/6 | 28/11 |
| TOUCHDOWNS | 62 | 38 |
| Rushing | 26 | 8 |
| Passing | 32 | 28 |
| Returns | 4 | 2 |

| SCORE BY PERIODS | 1 | 2 | 3 | 4 | OT | PTS |
|------------------|-----|-----|----|-----|----|-----|
| BRONCOS | 144 | 156 | 64 | 137 | 0 | 501 |
| OPPONENTS | 54 | 87 | 58 | 110 | 0 | 309 |

| SCORING | TD | Ru | Pa | Ret | K-PAT | FG | S | PTS |
|------------------|-----------|-----------|-----------|----------|--------------|--------------|----------|------------|
| Davis | 23 | 21 | 2 | 0 | | | 0 | 138 |
| Elam | 0 | 0 | 0 | 0 | 58/58 | 23/27 | 0 | 127 |
| McCauffrey | 10 | 0 | 10 | 0 | | | 0 | 62 |
| Sharpe | 10 | 0 | 10 | 0 | | | 0 | 60 |
| R. Smith | 7 | 0 | 6 | 1 | | | 0 | 42 |
| Griffith | 3 | 0 | 3 | 0 | | | 0 | 18 |
| Hebron | 2 | 1 | 0 | 1 | | | 0 | 12 |
| Loville | 2 | 2 | 0 | 0 | | | 0 | 12 |
| Brister | 1 | 1 | 0 | 0 | | | 0 | 6 |
| Crockett | 1 | 0 | 0 | 1 | | | 0 | 6 |
| Elway | 1 | 1 | 0 | 0 | | | 0 | 6 |
| Gordon | 1 | 0 | 0 | 1 | | | 0 | 6 |
| Green | 1 | 0 | 1 | 0 | | | 0 | 6 |
| Rouen | 0 | 0 | 0 | 0 | 0/1 | 0/0 | 0 | 0 |
| BRONCOS | 62 | 26 | 32 | 4 | 58/59 | 23/27 | 0 | 501 |
| OPPONENTS | 38 | 8 | 28 | 2 | 31/31 | 14/20 | 2 | 309 |

2-PT. CONVERSIONS: McCauffrey, BRONCOS 1-3, OPPONENTS 2-7

SACKS: Pryce 8.5, Tanuvasa 8.5, Romanowski 7.5, Cadrez 4.0, N. Smith 4.0, Hasselbach 3.0, Williams 3.0, Lodish 2.0, Traylor 2.0, Washington 2.0, Johnson 1.0, Mobley 1.0, Crockett 0.5, **BRONCOS 47.0, OPPONENTS 25.0**

| PASSING | Att | Cmp | Yds | Cmp% | Yds/Att | TD | TD% | Int | Int% | Long | Sack/Lost | Rating |
|------------------|------------|------------|-------------|-------------|-------------|-----------|------------|-----------|------------|------------|---------------|-------------|
| Elway | 356 | 210 | 2806 | 59.5 | 7.88 | 22 | 6.2 | 10 | 2.8 | 58 | 18/135 | 93.0 |
| Brister | 131 | 78 | 986 | 59.5 | 7.53 | 10 | 7.6 | 3 | 2.3 | 48 | 7/49 | 99.0 |
| Griese | 3 | 1 | 14 | 33.3 | 0.67 | 0 | 0.0 | 1 | 33.3 | 2 | 0/0 | 2.8 |
| R. Smith | 1 | 1 | 14 | 100.0 | 14.00 | 0 | 0.0 | 0 | 0.0 | 14 | 0/0 | 118.8 |
| BRONCOS | 491 | 290 | 3808 | 59.1 | 7.76 | 32 | 6.5 | 14 | 2.9 | 58 | 25/184 | 93.5 |
| OPPONENTS | 596 | 345 | 3983 | 57.9 | 6.68 | 28 | 4.7 | 19 | 3.2 | 75t | 47/335 | 80.5 |

1998 DEFENSIVE STATS

(based on coaches' film review)

| | TT | UT | A | S-YDS | I-YDS | PD | FF | FR |
|---------------|--------------|------------|------------|---------------|---------------|-----------|-----------|----------|
| 1 Mobley | 132 | 105 | 27 | 1-7 | 1-2 | 13 | 2 | 1 |
| 2 Cadrez | 105 | 76 | 29 | 4-20 | 2-11 | 2 | 3 | 0 |
| 3 Romanowski | 95 | 71 | 24 | 7.5-56.5 | 2-22 | 9 | 3 | 3 |
| 4 Atwater | 85 | 55 | 30 | 0-0 | 1-4 | 7 | 0 | 1 |
| 5 Gordon | 74 | 61 | 13 | 0-0 | 4-125 | 12 | 0 | 0 |
| 6 Crockett | 68 | 61 | 7 | 0.5-2.5 | 3-105 | 15 | 1 | 0 |
| 7 Pryce | 59 | 48 | 11 | 8.5-56.5 | 1-1 | 0 | 0 | 0 |
| 8 Braxton | 57 | 43 | 14 | 0-0 | 1-72 | 6 | 1 | 0 |
| 9 Tanuvasa | 53 | 47 | 6 | 8.5-66.5 | 0-0 | 0 | 1 | 2 |
| 10 Traylor | 49 | 40 | 9 | 2-8 | 0-0 | 2 | 0 | 1 |
| 11 Brown, E. | 43 | 29 | 14 | 0-0 | 0-0 | 3 | 0 | 1 |
| 12 Johnson | 39 | 35 | 4 | 1-11 | 2-79 | 9 | 0 | 0 |
| 13 Smith, N. | 38 | 25 | 13 | 4-38 | 1-2 | 2 | 1 | 0 |
| 14 Washington | 33 | 27 | 6 | 2-8 | 0-0 | 0 | 0 | 0 |
| 15 Hasselbach | 27 | 24 | 3 | 3-26 | 0-0 | 0 | 0 | 0 |
| 16 Williams | 19 | 11 | 8 | 3-24 | 0-0 | 2 | 0 | 0 |
| 17 Lodish | 14 | 7 | 7 | 2-11 | 0-0 | 0 | 0 | 0 |
| 18 James | 12 | 10 | 2 | 0-0 | 0-0 | 2 | 0 | 0 |
| Coghill | 12 | 9 | 3 | 0-0 | 1-20 | 1 | 0 | 0 |
| 20 Joyner | 9 | 6 | 3 | 0-0 | 0-0 | 0 | 0 | 0 |
| 21 Burns | 8 | 6 | 2 | 0-0 | 0-0 | 1 | 0 | 0 |
| 22 Paul | 5 | 5 | 0 | 0-0 | 0-0 | 2 | 0 | 0 |
| TEAM | 1,036 | 801 | 235 | 47-335 | 19-439 | 88 | 12 | 9 |

1998 GAMES STARTED

| OFFENSE | | DEFENSE | |
|---------------------|----|-----------------------|----|
| QB Brister, Bubby | 4 | DE Hasselbach, Harald | 3 |
| QB Elway, John | 12 | DE Smith, Neil | 14 |
| RB Davis, Terrell | 16 | DE Tanuvasa, Maa | 16 |
| FB Griffith, Howard | 14 | DT Lodish, Mike | 1 |
| FB Smith, Detron | 2 | DT Pryce, Trevor | 15 |
| WR Green, Willie | 1 | DT Traylor, Keith | 14 |
| WR McCaffrey, Ed | 15 | LB Cadrez, Glenn | 15 |
| WR Smith, Rod | 16 | LB Joyner, Seth | 1 |
| TE Carswell, Dwayne | 1 | LB Mobley, John | 15 |
| TE Sharpe, Shannon | 16 | LB Romanowski, Bill | 16 |
| C Nalen, Tom | 16 | CB Crockett, Ray | 16 |
| T Jones, Tony | 16 | CB Gordon, Darrien | 16 |
| T Swayne, Harry | 16 | CB Johnson, Darrus | 2 |
| G Neil, Dan | 16 | S Atwater, Steve | 16 |
| G Schlereth, Mark | 16 | S Braxton, Tyrone | 6 |
| | | S Brown, Eric | 10 |

1998 COACHES

Mike Shanahan (Head Coach), Frank Bush (Linebackers), Barney Chavous (Asst. Offensive Line/Asst. Strength & Conditioning), Rick Dennison (Special Teams), Ed Donatelli (Defensive Backs), George Dyer (Defensive Line), Alex Gibbs (Asst. Head Coach/Offensive Line), Mike Heimerdinger (Wide Receivers), Gary Kubiak (Offensive Coordinator/OBs), Pat McPherson (Defensive Asst.), Brian Pariani (Tight Ends), Ricky Porter (Offensive Asst.), Greg Robinson (Defensive Coordinator), Greg Saporta (Asst. Strength & Conditioning), Rick Smith (Defensive Asst.), John Teerlinck (Pass Rush Specialist), Bobby Turner (Running Backs), Rich Tuten (Strength & Conditioning).

1998 LEADERS / RANKINGS

| INDIVIDUAL | PLAYER | NO. | AFC RANK | NFL RANK | NFL LEADER | NO. |
|----------------------------|----------------|-------|----------|----------|------------------|-------|
| Scoring | Davis | 138 | 2 | 3 | Anderson (MIN) | 164 |
| Rushing | Davis | 2,008 | 1 | 1 | Davis (DEN) | 2,008 |
| Passing Yards | Elway | 2,806 | 6 | 12 | Favre (GB) | 4,212 |
| Passer Rating | Brister | 99.0 | 2 | 5 | Cunningham (MIN) | 106.0 |
| Receiving | Smith | 1,222 | 2 | 4 | Freeman (GB) | 1,424 |
| Receptions | Smith | 86 | 2 | 3 | Sanders (ARI) | 89 |
| Interceptions | Gordon | 4 | 14t | 24t | Law (NE) | 9 |
| Sacks | Tanuvasa/Pryce | 8.5 | 10t | 27t | Sinclair (SEA) | 16.5 |
| | | | | | | |
| OFFENSE | | NO. | AFC RANK | NFL RANK | NFL LEADER | NO. |
| Points Per Game | | 31.3 | 1 | 2 | Minnesota | 34.8 |
| Total Yards Per Game | | 380.8 | 1 | 3 | San Francisco | 425.0 |
| Yards Per Play | | 5.9 | 1 | 3 | Min./S.F. | 6.2 |
| Rushing Yards Per Game | | 154.3 | 1 | 2 | San Francisco | 159.0 |
| Net Passing Yards Per Game | | 226.5 | 4 | 7 | Minnesota | 270.5 |

| DEFENSE | NO. | AFC RANK | NFL RANK | NFL LEADER | NO. |
|----------------------------|-------|----------|----------|--------------|-------|
| Points Per Game | 19.3 | 4 | 8t | Miami | 16.6 |
| Total Yards Per Game | 308.4 | 7 | 11 | San Diego | 263.0 |
| Yards Per Play | 4.9 | 6t | 9t | San Diego | 4.3 |
| Rushing Yards Per Game | 80.4 | 2 | 3 | San Diego | 71.3 |
| Net Passing Yards Per Game | 228.0 | 14 | 26 | Philadelphia | 170.0 |

1998 NFL STANDINGS

| AFC EAST | Team | W | L | T | Pct | PF | PA |
|----------|------------------|----|----|---|------|-----|-----|
| | yz-New York Jets | 12 | 4 | 0 | .750 | 416 | 266 |
| | x-Miami | 10 | 6 | 0 | .625 | 321 | 265 |
| | x-Buffalo | 10 | 6 | 0 | .625 | 400 | 333 |
| | x-New England | 9 | 7 | 0 | .563 | 337 | 329 |
| | Indianapolis | 3 | 13 | 0 | .188 | 310 | 444 |

| AFC CENTRAL | Team | W | L | T | Pct | PF | PA |
|-------------|----------------|----|----|---|------|-----|-----|
| | y-Jacksonville | 11 | 5 | 0 | .688 | 392 | 338 |
| | Tennessee | 8 | 8 | 0 | .500 | 330 | 320 |
| | Pittsburgh | 7 | 9 | 0 | .438 | 263 | 303 |
| | Baltimore | 6 | 10 | 0 | .375 | 269 | 335 |
| | Cincinnati | 3 | 13 | 0 | .188 | 268 | 452 |

| AFC WEST | Team | W | L | T | Pct | PF | PA |
|----------|-------------|----|----|---|------|-----|-----|
| | *yz-Denver | 14 | 2 | 0 | .875 | 501 | 309 |
| | Oakland | 8 | 8 | 0 | .500 | 288 | 356 |
| | Seattle | 8 | 8 | 0 | .500 | 372 | 310 |
| | Kansas City | 7 | 9 | 0 | .438 | 327 | 363 |
| | San Diego | 5 | 11 | 0 | .313 | 241 | 342 |

| NFC EAST | Team | W | L | T | Pct | PF | PA |
|----------|-----------------|----|----|---|------|-----|-----|
| | y-Dallas | 10 | 6 | 0 | .625 | 381 | 275 |
| | x-Arizona | 9 | 7 | 0 | .563 | 325 | 378 |
| | New York Giants | 8 | 8 | 0 | .500 | 287 | 309 |
| | Washington | 6 | 10 | 0 | .375 | 319 | 421 |
| | Philadelphia | 3 | 13 | 0 | .188 | 161 | 344 |

| NFC CENTRAL | Team | W | L | T | Pct | PF | PA |
|-------------|---------------|----|----|---|------|-----|-----|
| | *yz-Minnesota | 15 | 1 | 0 | .938 | 556 | 296 |
| | x-Green Bay | 11 | 5 | 0 | .688 | 408 | 319 |
| | Tampa Bay | 8 | 8 | 0 | .500 | 314 | 295 |
| | Detroit | 5 | 11 | 0 | .313 | 306 | 378 |
| | Chicago | 4 | 12 | 0 | .250 | 276 | 368 |

| NFC WEST | Team | W | L | T | Pct | PF | PA |
|----------|-----------------|----|----|---|------|-----|-----|
| | yz-Atlanta | 14 | 2 | 0 | .875 | 442 | 289 |
| | x-San Francisco | 12 | 4 | 0 | .750 | 479 | 328 |
| | New Orleans | 6 | 10 | 0 | .375 | 305 | 359 |
| | St. Louis | 4 | 12 | 0 | .250 | 285 | 378 |
| | Carolina | 4 | 12 | 0 | .250 | 336 | 413 |

x - Playoffs; y - Division Title; z - First-round Bye; * - Home-field Advantage

WILD CARD PLAYOFF GAMES

1/2 - at Miami 24, Buffalo 17
1/2 - Arizona 20, at Dallas 7
1/3 - at Jacksonville 25, New England 10
1/3 - at San Francisco 30, Green Bay 27

DIVISIONAL PLAYOFF GAMES

1/9 - at Denver 38, Miami 3
1/9 - at Atlanta 20, San Francisco 18
1/10 - at New York Jets 34, Jacksonville 24
1/10 - at Minnesota Vikings 41, Arizona 21

CONFERENCE CHAMPIONSHIPS

1/17 - at Denver 23, New York Jets 10
1/17 - Atlanta 30, at Minnesota 27 (OT)

SUPER BOWL XXXIII (Miami)
1/31 - Denver 34, Atlanta 19

1997 FINAL STATISTICS (12-4)

Head Coach: Mike Shanahan AFC West: 2nd Home Stadium: Mile High Stadium

| Date | W-L | Score | Opponent | Attendance | RUSHING | No. | Yds | Avg | LG | TD |
|---------|-----|-------|------------------|------------|------------------|------------|-------------|------------|------------|-----------|
| Aug 31 | W | 19-3 | Kansas City | 75,600 | Davis | 369 | 1750 | 4.7 | 50t | 15 |
| Sept 7 | W | 35-14 | at Seattle | 55,859 | Hebron | 49 | 222 | 4.5 | 46 | 1 |
| Sept 14 | W | 35-14 | St. Louis | 74,338 | Elway | 50 | 218 | 4.4 | 23 | 1 |
| Sept 21 | W | 38-20 | Cincinnati | 73,871 | Loville | 25 | 124 | 5.0 | 17 | 1 |
| Sept 28 | W | 29-21 | at Atlanta | 48,211 | Griffith | 9 | 34 | 3.8 | 9 | 0 |
| Oct 6 | W | 34-13 | New England | 75,821 | R. Smith | 5 | 16 | 3.2 | 21 | 0 |
| Oct 19 | L | 25-28 | at Oakland | 57,006 | D. Smith | 4 | 10 | 2.5 | 11 | 0 |
| Oct 26 | W | 23-20 | at Buffalo (OT) | 78,458 | Brister | 4 | 2 | 0.5 | 2 | 0 |
| Nov 2 | W | 30-27 | Seattle | 74,212 | Lewis | 5 | 2 | 0.4 | 5 | 0 |
| Nov 9 | W | 34-0 | Carolina | 71,408 | BRONCOS | 520 | 2378 | 4.6 | 50t | 18 |
| Nov 16 | L | 22-24 | at Kansas City | 77,963 | OPPONENTS | 381 | 1803 | 4.7 | 83t | 10 |
| Nov 24 | W | 31-3 | Oakland | 75,307 | RECEIVING | No. | Yds | Avg | LG | TD |
| Nov 30 | W | 38-28 | at San Diego | 54,245 | Sharpe | 72 | 1107 | 15.4 | 68t | 3 |
| Dec 7 | L | 24-35 | at Pittsburgh | 59,739 | R. Smith | 70 | 1180 | 16.9 | 78 | 12 |
| Dec 15 | L | 17-34 | at San Francisco | 68,461 | McCaffrey | 45 | 590 | 13.1 | 35 | 8 |
| Dec 21 | W | 38-3 | San Diego | 69,632 | Davis | 42 | 287 | 6.8 | 25 | 0 |

TEAM STATISTICS

TOTAL FIRST DOWNS

Rushing 138

Passing 172

Penalty 30

3rd Down: Made/Att 92/217

3rd Down Pct. 42.4

4th Down: Made/Att 7/16

4th Down Pct. 43.8

POSSESSION AVG.

32:07

TOTAL NET YARDS

5872

Avg. Per Game 367.0

Total Plays 1068

Avg. Per Play 5.5

NET YARDS RUSHING

2378

Avg. Per Game 148.6

Total Rushes 520

NET YARDS PASSING 3494

Avg. Per Game 218.4

Sacked/Yards Lost 35/210

Gross Yards 3704

Att./Completions 513/287

Completion Pct. 55.9

Had Intercepted 11

PUNTS/AVERAGE

60/43.5

NET PUNTING AVG.

60/38.1

PENALTIES/YDS.

116/1006

FUMBLES/LOST

25/10

TOUCHDOWNS

55

Rushing 18

Passing 27

Returns 10

SCORE BY PERIODS

1 2 3 4 OT Total

BRONCOS 107 140 137 85 3 472

OPPONENTS 34 100 68 85 0 287

SCORING

TD Ru Pa Ret PAT FG S PTS

Elam 0 0 0 0 0 46/46 26/36 0 124

Davis 15 15 0 0 0 0 0 0 96

R. Smith 12 0 12 0 0 0 0 0 72

McCaffrey 8 0 8 0 0 0 0 0 48

Gordon 4 0 0 4 0 0 0 0 24

Sharpe 3 0 3 0 0 0 0 0 20

Green 2 0 2 0 0 0 0 0 12

Bentley TM 0 0 0 0 0 4/4 2/3 0 10

Atwater 1 0 0 1 0 0 0 0 6

Braxton 1 0 0 1 0 0 0 0 6

Carswell 1 0 1 0 0 0 0 0 6

Elway 1 1 0 0 0 0 0 0 6

Hebron 1 1 0 0 0 0 0 0 6

Johnson 1 0 0 1 0 0 0 0 6

Loville 1 1 0 0 0 0 0 0 6

Mobley 1 0 0 1 0 0 0 0 6

D. Smith 1 0 1 0 0 0 0 0 6

Traylor 1 0 0 1 0 0 0 0 6

Williams 1 0 0 1 0 0 0 0 6

BRONCOS 55 18 27 10 50/50 28/39 0 472

OPPONENTS 35 10 20 5 35/35 14/19 0 287

2PT. CONVERSIONS: Davis 3, Sharpe, TEAM 4-5, OPPONENTS 0-0

SACKS: N. Smith 8.5, Tanuvasa 8.5, Williams 8.5, Mobley 4.0, Gordon 2.0, Pryce 2.0, Romanowski 2.0, Traylor 2.0, Hasselbach 1.5, Atwater 1.0, Lodish 1.0, McKyer 1.0, Braxton 0.5, Richie 0.5, BRONCOS 44.0, OPPONENTS 35.0

PASSING

Att. Cmp. Yds. Cmp% Yds/Att. TD TD% Int Int% LG Sacked Rating

Elway 502 280 3635 55.8 7.24 27 5.4 11 2.2 78 34/203 87.5

Brister 9 6 48 66.7 5.33 0 0.0 0 0.0 15 0/0 79.9

Lewis 2 1 21 50.0 10.50 0 0.0 0 0.0 21 1/7 87.5

BRONCOS 513 287 3704 55.9 7.22 27 5.3 11 2.1 78 35/210 87.4

OPPONENTS 526 290 3166 55.1 6.02 20 3.8 18 3.4 69t 44/298 71.5

1997 DEFENSIVE STATS

(based on coaches' film review)

| | TT | UT | A | S-YDS | I-YDS | PD | FF | FR |
|---------------|-----|-----|-----|----------|--------|----|----|----|
| 1 Mobley | 162 | 113 | 49 | 4-23 | 1-13 | 8 | 3 | 1 |
| 2 Romanowski | 117 | 77 | 40 | 2-18 | 1-7 | 2 | 2 | 0 |
| 3 Braxton | 90 | 74 | 16 | 0.5-0.5 | 4-113 | 9 | 1 | 3 |
| 4 Crockett | 83 | 69 | 14 | 0-0 | 4-18 | 21 | 1 | 0 |
| Atwater | 83 | 61 | 22 | 1-18 | 2-42 | 8 | 0 | 2 |
| 6 Aldridge | 80 | 55 | 25 | 0-0 | 0-0 | 6 | 1 | 0 |
| 7 Gordon | 62 | 50 | 12 | 2-2 | 4-64 | 11 | 1 | 1 |
| 8 Traylor | 51 | 39 | 12 | 2-20 | 1-62 | 2 | 0 | 0 |
| 9 Williams | 48 | 39 | 9 | 8.5-74 | 0-0 | 1 | 1 | 1 |
| 10 Smith, N. | 46 | 38 | 8 | 8.5-39.5 | 0-0 | 4 | 1 | 0 |
| 11 Pryce | 28 | 20 | 8 | 2-9.5 | 0-0 | 0 | 0 | 0 |
| 12 Hasselbach | 23 | 19 | 4 | 1.5-14.5 | 0-0 | 1 | 0 | 0 |
| 13 Tanuvasa | 21 | 20 | 1 | 8.5-44.5 | 0-0 | 0 | 0 | 0 |
| 14 Johnson | 17 | 17 | 0 | 0-0 | 0-0 | 7 | 0 | 0 |
| McKyer | 17 | 12 | 5 | 1-13 | 1-0 | 5 | 1 | 0 |
| 16 Lodish | 14 | 9 | 5 | 1-7.5 | 0-0 | 0 | 0 | 1 |
| 17 Perry | 11 | 9 | 2 | 0-0 | 0-0 | 3 | 1 | 0 |
| 18 Cadrez | 8 | 7 | 1 | 0-0 | 0-0 | 0 | 0 | 0 |
| 19 Dodge | 7 | 6 | 1 | 0-0 | 0-0 | 0 | 0 | 0 |
| 20 Hilliard | 5 | 2 | 3 | 0-0 | 0-0 | 2 | 0 | 0 |
| 21 Burns | 3 | 2 | 1 | 0-0 | 0-0 | 0 | 0 | 0 |
| 22 Jones, E. | 1 | 1 | 0 | 0-0 | 0-0 | 0 | 0 | 0 |
| Veland | 1 | 1 | 0 | 0-0 | 0-0 | 1 | 0 | 0 |
| Richie | 1 | 0 | 1 | 0.5-2 | 0-0 | 0 | 0 | 0 |
| TEAM | 979 | 740 | 239 | 44-298 | 18-319 | 91 | 13 | 9 |

1997 GAMES STARTED

| OFFENSE | | DEFENSE | |
|-----------------------|----|------------------------|----|
| QB Elway, John | 16 | DE Hasselbach, Harald | 3 |
| RB Davis, Terrell | 15 | DE Smith, Neil | 13 |
| RB Hebron, Vaughn | 1 | DE Williams, Alfred | 16 |
| FB Griffith, Howard | 13 | DT Perry, Michael Dean | 8 |
| WR Green, Willie | 1 | DT Pryce, Trevor | 3 |
| WR McCaffrey, Ed | 15 | DT Tanuvasa, Maa | 5 |
| WR Smith, Rod | 16 | DT Traylor, Keith | 16 |
| TE Carswell, Dwayne | 3 | LB Aldridge, Allen | 15 |
| TE Sharpe, Shannon | 16 | LB Mobley, John | 16 |
| C Nalen, Tom | 16 | LB Romanowski, Bill | 16 |
| T Brown, Jamie | 2 | CB Crockett, Ray | 16 |
| T Jones, Tony | 16 | CB Gordon, Darrien | 16 |
| T Zimmerman, Gary | 14 | CB McKyer, Tim | 1 |
| G Diaz-Infante, David | 7 | S Atwater, Steve | 15 |
| G Habib, Brian | 14 | S Braxton, Tyrone | 16 |
| G Schlereth, Mark | 11 | S Dodge, Dedrick | 1 |

1997 COACHES

Mike Shanahan (Head Coach), Frank Bush (Linebackers), Barney Chavous (Asst. Offensive Line/Asst. Strength & Conditioning), Rick Dennison (Special Teams), Ed Donatelli (Defensive Backs), George Dyer (Defensive Line), Alex Gibbs (Asst. Head Coach/Defensive Line), Mike Heimerdinger (Wide Receivers), Gary Kubiak (Offensive Coordinator/Quarterbacks), Brian Pariani (Tight Ends), Ricky Porter (Offensive Asst.), Greg Robinson (Defensive Coordinator), Greg Saporta (Asst. Strength & Conditioning), Rick Smith (Defensive Asst.), John Teerlinck (Pass Rush Specialist), Bobby Turner (Running Backs), Rich Tuten (Strength & Conditioning).

1997 LEADERS / RANKINGS

| INDIVIDUAL | PLAYER | NO. | AFC RANK | NFL RANK | NFL LEADER | NO. |
|-----------------|---------------|-------|----------|----------|---------------|-------|
| Scoring | Elam | 124 | 2 | 4 | Hollis (JAC) | 134 |
| Rushing | Davis | 1,750 | 1 | 2 | Sanders (DET) | 2,053 |
| Passing Yards | Elway | 3,635 | 4 | 5 | Favre (GB) | 3,867 |
| Passer Rating | Elway | 87.5 | 4 | 7 | Young (SF) | 104.7 |
| Receiving Yards | Smith | 1,180 | 4 | 8t | Moore (DET) | 1,584 |
| Receptions | Sharpe | 72 | 7t | 15t | Moore (DET) | 104 |
| Interceptions | Three Players | 4 | 8t | 23t | McNeil (STL) | 9 |
| Sacks | Three Players | 8.5 | 10t | 25t | Randall (MIN) | 15.5 |

| OFFENSE | NO. | AFC RANK | NFL RANK | NFL LEADER | NO. |
|----------------------------|-------|----------|----------|------------|-------|
| Points Per Game | 29.5 | 1 | 1 | Denver | 29.5 |
| Total Yards Per Game | 367.0 | 1 | 1 | Denver | 367.0 |
| Yards Per Play | 5.5 | 1t | 3t | Detroit | 5.6 |
| Rushing Yards Per Game | 148.6 | 3 | 4 | Pittsburgh | 154.9 |
| Net Passing Yards Per Game | 218.4 | 7 | 9 | Seattle | 247.4 |

| DEFENSE | NO. | AFC RANK | NFL RANK | NFL LEADER | NO. |
|----------------------------|-------|----------|----------|---------------|-------|
| Points Per Game | 17.9 | 2t | 6t | Kansas City | 14.5 |
| Total Yards Per Game | 291.9 | 1 | 5 | San Francisco | 250.8 |
| Yards Per Play | 4.9 | 4t | 12t | San Francisco | 4.2 |
| Rushing Yards Per Game | 112.7 | 10 | 16 | Pittsburgh | 82.4 |
| Net Passing Yards Per Game | 179.3 | 2 | 5 | Dallas | 157.6 |

1997 NFL STANDINGS

| AFC EAST | | | | | | |
|---------------|----|----|---|------|-----|-----|
| Team | W | L | T | Pct | PF | PA |
| y-New England | 10 | 6 | 0 | .625 | 369 | 289 |
| x-Miami | 9 | 7 | 0 | .563 | 339 | 327 |
| New York Jets | 9 | 7 | 0 | .563 | 348 | 287 |
| Buffalo | 6 | 10 | 0 | .375 | 255 | 367 |
| Indianapolis | 3 | 13 | 0 | .188 | 313 | 401 |

| AFC CENTRAL | | | | | | |
|----------------|----|---|---|------|-----|-----|
| Team | W | L | T | Pct | PF | PA |
| yz-Pittsburgh | 11 | 5 | 0 | .688 | 372 | 307 |
| x-Jacksonville | 11 | 5 | 0 | .688 | 394 | 318 |
| Tennessee | 8 | 8 | 0 | .500 | 333 | 310 |
| Cincinnati | 7 | 9 | 0 | .438 | 355 | 405 |
| Baltimore | 6 | 9 | 1 | .406 | 326 | 345 |

| AFC WEST | | | | | | |
|-----------------|----|----|---|------|-----|-----|
| Team | W | L | T | Pct | PF | PA |
| *yz-Kansas City | 13 | 3 | 0 | .813 | 375 | 232 |
| x-Denver | 12 | 4 | 0 | .750 | 472 | 287 |
| Seattle | 8 | 8 | 0 | .500 | 365 | 362 |
| Oakland | 4 | 12 | 0 | .250 | 324 | 419 |
| San Diego | 4 | 12 | 0 | .250 | 266 | 425 |

| NFC EAST | | | | | | |
|-------------------|----|----|---|------|-----|-----|
| Team | W | L | T | Pct | PF | PA |
| y-New York Giants | 10 | 5 | 1 | .656 | 307 | 265 |
| Washington | 8 | 7 | 1 | .531 | 327 | 289 |
| Philadelphia | 6 | 9 | 1 | .406 | 317 | 372 |
| Dallas | 6 | 10 | 0 | .375 | 304 | 314 |
| Arizona | 4 | 12 | 0 | .250 | 283 | 379 |

| NFC CENTRAL | | | | | | |
|--------------|----|----|---|------|-----|-----|
| Team | W | L | T | Pct | PF | PA |
| yz-Green Bay | 13 | 3 | 0 | .813 | 422 | 282 |
| x-Tampa Bay | 10 | 6 | 0 | .625 | 299 | 263 |
| x-Detroit | 9 | 7 | 0 | .563 | 379 | 306 |
| x-Minnesota | 9 | 7 | 0 | .563 | 354 | 359 |
| Chicago | 4 | 12 | 0 | .250 | 263 | 421 |

| NFC WEST | | | | | | |
|-------------------|----|----|---|------|-----|-----|
| Team | W | L | T | Pct | PF | PA |
| *yz-San Francisco | 13 | 3 | 0 | .813 | 375 | 265 |
| Carolina | 7 | 9 | 0 | .438 | 265 | 314 |
| Atlanta | 7 | 9 | 0 | .438 | 320 | 361 |
| New Orleans | 6 | 10 | 0 | .375 | 237 | 327 |
| St. Louis | 5 | 11 | 0 | .313 | 299 | 359 |

x - Playoffs; y - Division Title; z - First-round Bye; * - Home-field Advantage

WILD CARD PLAYOFF GAMES

12/27 - at Denver 42, Jacksonville 17

12/27 - Minnesota 23, at New York Giants 22

12/28 - at New England 17, Miami 3

12/28 - at Tampa Bay 20, Detroit 10

DIVISIONAL PLAYOFF GAMES

1/3 - at Pittsburgh 7, New England 6

1/3 - at San Francisco 38, Minnesota 22

1/4 - Denver 14, at Kansas City 10

1/4 - at Green Bay 21, Tampa Bay 7

CONFERENCE CHAMPIONSHIPS

1/11 - Denver 24, at Pittsburgh 21

1/11 - Green Bay 23, at San Francisco 10

SUPER BOWL XXXII (SAN DIEGO)

1996 FINAL STATISTICS (13-3)

Head Coach: Mike Shanahan AFC West: 1st Home Stadium: Mile High Stadium

| Date | W-L | Score | Opponent | Attendance | RUSHING | No. | Yds. | Avg | LG | TD |
|---------|-----|-------|----------------|------------|------------------|-----|------|------|-----|----|
| Sept 1 | W | 31-6 | New York Jets | 70,595 | Davis | 345 | 1538 | 4.5 | 71t | 13 |
| Sept 8 | W | 30-20 | at Seattle | 43,671 | Hebron | 49 | 262 | 5.3 | 47 | 0 |
| Sept 15 | W | 27-23 | Tampa Bay | 71,535 | Elway | 50 | 249 | 5.0 | 22 | 4 |
| Sept 22 | L | 14-17 | at Kansas City | 79,439 | Craver | 59 | 232 | 3.9 | 28 | 2 |
| Sept 29 | W | 14-10 | at Cincinnati | 51,798 | Lewis | 4 | 39 | 9.8 | 18 | 0 |
| Oct 6 | W | 28-17 | San Diego | 75,058 | Miller | 3 | 39 | 13.0 | 26t | 1 |
| Oct 20 | W | 45-34 | Baltimore | 70,453 | Rivers | 2 | 6 | 3.0 | 3 | 0 |
| Oct 27 | W | 34-7 | Kansas City | 75,652 | R. Smith | 1 | 1 | 1.0 | 1 | 0 |
| Nov 4 | W | 22-21 | at Oakland | 61,179 | Musgrave | 12 | -4 | -0.3 | 6 | 0 |
| Nov 10 | W | 17-12 | Chicago | 75,555 | BRONCOS | 525 | 2362 | 4.5 | 71t | 20 |
| Nov 17 | W | 34-8 | at New England | 59,452 | OPPONENTS | 345 | 1331 | 3.9 | 56 | 5 |
| Nov 24 | W | 21-17 | at Minnesota | 59,142 | | | | | | |
| Dec 1 | W | 34-7 | Seattle | 74,982 | RECEIVING | No. | Yds | Avg | LG | TD |
| Dec 8 | L | 6-41 | at Green Bay | 60,712 | Sharpe | 80 | 1062 | 13.3 | 51 | 10 |
| Dec 15 | W | 24-19 | Oakland | 75,466 | Miller | 56 | 735 | 13.1 | 46 | 3 |
| Dec 22 | L | 10-16 | at San Diego | 46,801 | McCaffrey | 48 | 553 | 11.5 | 39t | 7 |
| | | | | | Craver | 39 | 297 | 7.6 | 39t | 1 |
| | | | | | Davis | 36 | 310 | 8.6 | 23 | 2 |
| | | | | | R. Smith | 16 | 237 | 14.8 | 49t | 2 |
| | | | | | Sherrard | 16 | 185 | 11.6 | 25t | 1 |
| | | | | | Carswell | 15 | 85 | 5.7 | 11 | 0 |
| | | | | | Chamberlain | 12 | 129 | 10.8 | 17 | 0 |
| | | | | | Hebron | 7 | 43 | 6.1 | 11 | 0 |
| | | | | | Kinchen | 1 | 27 | 27.0 | 27 | 0 |
| | | | | | Rivers | 1 | -1 | -1.0 | -1 | 0 |
| | | | | | BRONCOS | 327 | 3662 | 11.2 | 51 | 26 |
| | | | | | OPPONENTS | 302 | 3413 | 11.3 | 51t | 22 |

| TEAM STATISTICS | Den | Opp |
|--------------------|---------|---------|
| TOTAL FIRST DOWNS | 336 | 261 |
| Rushing | 134 | 67 |
| Passing | 180 | 165 |
| Penalty | 22 | 29 |
| 3rd Down: Made/Att | 112/229 | 78/217 |
| 3rd Down Pct. | 48.9 | 35.9 |
| 4th Down: Made/Att | 6/11 | 7/16 |
| 4th Down Pct. | 54.5 | 43.8 |
| POSSESSION AVG. | 33:17 | 26:43 |
| TOTAL NET YARDS | 5791 | 4470 |
| Avg. Per Game | 361.9 | 279.4 |
| Total Plays | 1092 | 951 |
| Avg. Per Play | 5.3 | 4.7 |
| NET YARDS RUSHING | 2362 | 1331 |
| Avg. Per Game | 147.6 | 83.2 |
| Total Rushes | 525 | 345 |
| NET YARDS PASSING | 3429 | 3139 |
| Avg. Per Game | 214.3 | 196.2 |
| Sacked/Yards Lost | 31/233 | 40/274 |
| Gross Yards | 3662 | 3413 |
| Att./Completions | 536/327 | 566/302 |
| Completion Pct. | 61.0 | 53.4 |
| Had Intercepted | 17 | 23 |
| PUNTS/AVERAGE | 65/41.8 | 83/46.1 |
| NET PUNTING AVG. | 65/36.2 | 83/37.4 |
| PENALTIES/YARDS | 109/949 | 119/834 |
| FUMBLES/BALL LOST | 27/15 | 26/9 |
| TOUCHDOWNS | 47 | 31 |
| Rushing | 20 | 5 |
| Passing | 26 | 22 |
| Returns | 1 | 4 |

| SCORE BY PERIODS | 1 | 2 | 3 | 4 | OT | Total |
|------------------|-----|-----|----|----|----|-------|
| BRONCOS | 131 | 132 | 65 | 63 | 0 | 391 |
| OPPONENTS | 52 | 77 | 78 | 68 | 0 | 275 |

| SCORING | TD | Ru | Pa | Rt | PAT | FG | 2pt | PTS |
|------------------|----|----|----|----|-------|-------|-----|-----|
| Elam | 0 | 0 | 0 | 0 | 46/46 | 21/28 | 0 | 109 |
| Davis | 15 | 13 | 2 | 0 | | | 0 | 90 |
| Sharpe | 10 | 0 | 10 | 0 | | | 0 | 60 |
| McCaffrey | 7 | 0 | 7 | 0 | | | 0 | 42 |
| Elway | 4 | 4 | 0 | 0 | | | 0 | 24 |
| Miller | 4 | 1 | 3 | 0 | | | 0 | 24 |
| Craver | 3 | 2 | 1 | 0 | | | 0 | 18 |
| R. Smith | 2 | 0 | 2 | 0 | | | 0 | 12 |
| Braxton | 1 | 0 | 0 | 1 | | | 0 | 6 |
| Sherrard | 1 | 0 | 1 | 0 | | | 0 | 6 |
| BRONCOS | 47 | 20 | 26 | 1 | 46/46 | 21/28 | 0 | 391 |
| OPPONENTS | 31 | 5 | 22 | 4 | 25/25 | 20/23 | 2 | 275 |

2PT. CONVERSIONS: TEAM 0-1, OPPONENTS 2-6.

SACKS: A. Williams 13.0, Geathers 5.0, Tanuvasa 5.0, Crockett 4.0, Perry 3.5, Romanowski 3.0, Hasselbach 2.0, Lodish 1.5, Mobley 1.5, D. Williams 1.0, Robinson 0.5.

BRONCOS 40.0, OPPONENTS 31.0.

| PASSING | Att. | Comp. | Yds. | Cmp.% | Yd./Att. | TD | TD% | Int. | Int.% | LG | Sacked | Rating |
|------------------|------|-------|------|-------|----------|----|-----|------|-------|-----|--------|--------|
| Elway | 466 | 287 | 3328 | 61.6 | 7.14 | 26 | 5.6 | 14 | 3.0 | 51 | 26/194 | 89.2 |
| Musgrave | 52 | 31 | 276 | 59.6 | 5.31 | 0 | 0.0 | 2 | 3.8 | 46 | 4/32 | 57.9 |
| Lewis | 17 | 9 | 58 | 52.9 | 3.41 | 0 | 0.0 | 1 | 5.9 | 11 | 1/7 | 35.9 |
| Craver | 1 | 0 | 0 | 0.0 | 0.00 | 0 | 0.0 | 0 | 0.0 | 0 | 0/0 | 39.6 |
| BRONCOS | 536 | 327 | 3662 | 61.0 | 6.83 | 26 | 4.9 | 17 | 3.2 | 51 | 31/233 | 84.3 |
| OPPONENTS | 566 | 302 | 3413 | 53.4 | 6.03 | 22 | 3.9 | 23 | 4.1 | 51t | 40/274 | 67.7 |

1996 DEFENSIVE STATS

(based on coaches' film review)

| | TT | UT | A | S-YDS | I-YDS | PD | FF | FR |
|----------------|------------|------------|------------|---------------|---------------|------------|-----------|----------|
| 1 Romanowski | 128 | 94 | 34 | 3-10 | 3-1 | 12 | 0 | 3 |
| 2 Aldridge | 121 | 74 | 47 | 0-0 | 0-0 | 6 | 1 | 0 |
| 3 Atwater | 116 | 89 | 27 | 0-0 | 3-11 | 9 | 1 | 0 |
| 4 Braxton | 102 | 78 | 24 | 0-0 | 9-128 | 19 | 3 | 1 |
| 5 Mobley | 93 | 67 | 26 | 1-5-2 | 1-8 | 4 | 0 | 0 |
| 6 Crockett | 68 | 56 | 12 | 4-29 | 2-34 | 15 | 3 | 0 |
| 7 Williams, A. | 65 | 55 | 10 | 13-92 | 0-0 | 4 | 5 | 1 |
| 8 Washington | 44 | 33 | 11 | 0-0 | 2-17 | 10 | 0 | 0 |
| 9 Perry | 39 | 33 | 6 | 3.5-23 | 0-0 | 4 | 2 | 1 |
| 10 Hilliard | 30 | 26 | 4 | 0-0 | 1-27 | 5 | 0 | 0 |
| Lodish | 30 | 19 | 11 | 1.5-8.5 | 0-0 | 0 | 0 | 0 |
| 12 Tanuvasa | 24 | 15 | 9 | 5-39 | 0-0 | 1 | 0 | 1 |
| 13 James | 22 | 17 | 5 | 0-0 | 2-15 | 7 | 1 | 1 |
| Williams, D. | 22 | 14 | 8 | 1-3 | 0-0 | 0 | 0 | 1 |
| 15 Geathers | 18 | 13 | 5 | 5-34 | 0-0 | 0 | 0 | 0 |
| 16 Hasselbach | 17 | 14 | 3 | 2-16 | 0-0 | 2 | 2 | 0 |
| 17 Hauck | 16 | 10 | 6 | 0-0 | 0-0 | 0 | 0 | 0 |
| 18 Cadrez | 15 | 7 | 8 | 0-0 | 0-0 | 0 | 0 | 0 |
| 19 Johnson | 9 | 8 | 1 | 0-0 | 0-0 | 2 | 1 | 0 |
| 20 Burns | 5 | 2 | 3 | 0-0 | 0-0 | 0 | 0 | 0 |
| 21 Jones, R. | 3 | 2 | 1 | 0-0 | 0-0 | 1 | 0 | 0 |
| Jones, E. | 3 | 2 | 1 | 0-0 | 0-0 | 0 | 0 | 0 |
| 23 Robinson | 2 | 1 | 1 | 0.5-2.5 | 0-0 | 0 | 0 | 0 |
| TOTALS | 992 | 729 | 263 | 40-259 | 23-241 | 101 | 19 | 9 |

1996 GAMES STARTED

| OFFENSE | | DEFENSE | |
|-----------------------|----|------------------------|----|
| QB Elway, John | 15 | DE Hasselbach, Harald | 1 |
| QB Musgrave, Bill | 1 | DE Williams, Alfred | 16 |
| RB Davis, Terrell | 16 | DE Williams, Dan | 15 |
| FB Craver, Aaron | 15 | DT Lodish, Mike | 16 |
| WR McCaffrey, Ed | 15 | DT Perry, Michael Dean | 15 |
| WR Miller, Anthony | 16 | DT Tanuvasa, Maa | 1 |
| WR Smith, Rod | 1 | LB Aldridge, Allen | 16 |
| TE Carswell, Dwayne | 2 | LB Mobley, John | 16 |
| TE Sharpe, Shannon | 15 | LB Romanowski, Bill | 16 |
| C Nalen, Tom | 16 | CB Crockett, Ray | 15 |
| T Brown, Jamie | 2 | CB Hilliard, Randy | 3 |
| T Thompson, Broderick | 16 | CB James, Tory | 2 |
| T Zimmerman, Gary | 14 | CB Washington, Lionel | 12 |
| G Diaz-Infante, David | 2 | S Atwater, Steve | 16 |
| G Habib, Brian | 16 | S Braxton, Tyrone | 16 |
| G Schlereth, Mark | 14 | | |

1996 COACHES

Mike Shanahan (Head Coach), Frank Bush (Linebackers), Barney Chavous (Asst. Offensive Line/Asst. Strength and Conditioning), Rick Dennison (Offensive Asst.), Ed Donatelli (Defensive Backs), George Dyer (Defensive Line), Alex Gibbs (Asst. Head Coach/Offensive Line), Mike Heimerdinger (Wide Receivers), Gary Kubiak (Offensive Coordinator/OBs), Brian Pariani (Tight Ends), Greg Robinson (Defensive Coordinator), Greg Saporta (Administrative Asst./Strength and Conditioning), Richard Smith (Special Teams), Rick Smith (Defensive Asst.), Bobby Turner (Running Backs), Rich Tuten (Strength and Conditioning).

1996 LEADERS / RANKINGS

| INDIVIDUAL | PLAYER | NO. | AFC RANK | NFL RANK | NFL LEADER | NO. |
|----------------------------|--------------|-------|----------|----------|--------------------|-------|
| Scoring | Elam | 109 | 8 | 14 | Kasay (CAR) | 145 |
| Rushing | Davis | 1,538 | 1 | 2 | Sanders (DET) | 1,553 |
| Passing Yards | Elway | 3,328 | 5 | 7 | Brunell (JAC) | 4,367 |
| Passer Rating | Elway | 89.2 | 1 | 4 | Young (SF) | 97.2 |
| Receiving Yards | Sharpe | 1,062 | 9 | 15 | Rice (STL) | 1,338 |
| Receptions | Sharpe | 80 | 8t | 16 | Bruce (SF) | 108 |
| Interceptions | Braxton | 9 | 1 | 1t | Braxton/Lyle (STL) | 9 |
| Sacks | Williams, A. | 13 | 3t | 5t | Greene (CAR) | 14.5 |
| | | | AFC | NFL | | |
| | | | RANK | RANK | | |
| OFFENSE | | NO. | AFC RANK | NFL RANK | NFL LEADER | NO. |
| Points Per Game | | 24.4 | 2 | 4 | Green Bay | 28.5 |
| Total Yards Per Game | | 361.9 | 1 | 1 | Denver | 361.9 |
| Yards Per Play | | 5.3 | 3 | 4t | Baltimore | 5.6 |
| Rushing Yards Per Game | | 147.6 | 1 | 1 | Denver | 147.6 |
| Net Passing Yards Per Game | | 214.3 | 7 | 13 | Baltimore | 248.6 |
| | | | AFC | NFL | | |
| | | | RANK | RANK | | |
| DEFENSE | | NO. | AFC RANK | NFL RANK | NFL LEADER | NO. |
| Points Per Game | | 17.2 | 3 | 7 | Green Bay | 13.1 |
| Total Yards Per Game | | 279.4 | 2 | 4 | Green Bay | 259.8 |
| Yards Per Play | | 4.7 | 3t | 6t | Green Bay | 4.2 |
| Rushing Yards Per Game | | 83.2 | 1 | 1 | Denver | 83.2 |
| Net Passing Yards Per Game | | 196.2 | 4 | 10 | Green Bay | 171.3 |

1996 NFL STANDINGS

| AFC EAST | Team | W | L | T | Pct | PF | PA |
|----------|----------------|----|----|---|------|-----|-----|
| | yz-New England | 11 | 5 | 0 | .688 | 418 | 313 |
| | x-Buffalo | 10 | 6 | 0 | .625 | 319 | 266 |
| | x-Indianapolis | 9 | 7 | 0 | .563 | 317 | 334 |
| | Miami | 8 | 8 | 0 | .500 | 339 | 325 |
| | New York Jets | 1 | 15 | 0 | .063 | 279 | 454 |

| AFC CENTRAL | Team | W | L | T | Pct | PF | PA |
|-------------|----------------|----|----|---|------|-----|-----|
| | y-Pittsburgh | 10 | 6 | 0 | .625 | 344 | 257 |
| | x-Jacksonville | 9 | 7 | 0 | .563 | 325 | 335 |
| | Houston | 8 | 8 | 0 | .500 | 345 | 319 |
| | Cincinnati | 8 | 8 | 0 | .500 | 372 | 369 |
| | Baltimore | 4 | 12 | 0 | .250 | 371 | 441 |

| AFC WEST | Team | W | L | T | Pct | PF | PA |
|----------|-------------|----|---|---|------|-----|-----|
| | *yz-Denver | 13 | 3 | 0 | .813 | 391 | 275 |
| | Kansas City | 9 | 7 | 0 | .563 | 297 | 300 |
| | San Diego | 8 | 8 | 0 | .500 | 310 | 376 |
| | Oakland | 7 | 9 | 0 | .438 | 340 | 293 |
| | Seattle | 7 | 9 | 0 | .438 | 317 | 376 |

| NFC EAST | Team | W | L | T | Pct | PF | PA |
|----------|-----------------|----|----|---|------|-----|-----|
| | y-Dallas | 10 | 6 | 0 | .625 | 286 | 250 |
| | x-Philadelphia | 10 | 6 | 0 | .625 | 363 | 341 |
| | Washington | 9 | 7 | 0 | .563 | 364 | 312 |
| | Arizona | 7 | 9 | 0 | .438 | 300 | 397 |
| | New York Giants | 6 | 10 | 0 | .375 | 242 | 297 |

| NFC CENTRAL | Team | W | L | T | Pct | PF | PA |
|-------------|---------------|----|----|---|------|-----|-----|
| | *yz-Green Bay | 13 | 3 | 0 | .813 | 456 | 210 |
| | x-Minnesota | 9 | 7 | 0 | .563 | 298 | 315 |
| | Chicago | 7 | 9 | 0 | .438 | 283 | 305 |
| | Tampa Bay | 6 | 10 | 0 | .375 | 221 | 293 |
| | Detroit | 5 | 11 | 0 | .313 | 302 | 368 |

| NFC WEST | Team | W | L | T | Pct | PF | PA |
|----------|-----------------|----|----|---|------|-----|-----|
| | yz-Carolina | 12 | 4 | 0 | .750 | 367 | 218 |
| | x-San Francisco | 12 | 4 | 0 | .750 | 398 | 257 |
| | St. Louis | 6 | 10 | 0 | .375 | 303 | 409 |
| | Atlanta | 3 | 13 | 0 | .188 | 309 | 461 |
| | New Orleans | 3 | 13 | 0 | .188 | 229 | 339 |

x - Playoffs; y - Division Title; z - First-round Bye; * - Home-field Advantage

WILD CARD PLAYOFF GAMES

12/28 - Jacksonville 30, at Buffalo 27
12/28 - at Dallas 40, Minnesota 15
12/29 - at Pittsburgh

1995 FINAL STATISTICS (8-8)

Head Coach: Mike Shanahan AFC West: 4th Home Stadium: Mile High Stadium

| Date | W-L | Score | Opponent | Attendance | RUSHING | No. | Yds. | Avg | LG | TD |
|---------|-----|-------|-----------------|------------|------------------|------------|-------------|------------|------------|-----------|
| Sept 3 | W | 22-7 | Buffalo | 75,157 | Davis | 237 | 1117 | 4.7 | 60t | 7 |
| Sept 10 | L | 21-31 | at Dallas | 64,578 | Craver | 73 | 333 | 4.6 | 23 | 5 |
| Sept 17 | W | 38-31 | Washington | 71,930 | Milburn | 49 | 266 | 5.4 | 29 | 0 |
| Sept 24 | L | 6-17 | at San Diego | 58,978 | Elway | 41 | 176 | 4.3 | 25 | 1 |
| Oct 1 | L | 10-27 | at Seattle | 49,914 | Bernstine | 23 | 76 | 3.3 | 18 | 1 |
| Oct 8 | W | 37-3 | at New England | 60,074 | Pritchard | 6 | 17 | 2.8 | 9 | 0 |
| Oct 16 | W | 27-0 | Oakland | 75,491 | Millen | 3 | 8 | 2.7 | 7 | 0 |
| Oct 22 | L | 7-21 | Kansas City | 71,044 | Miller | 1 | 5 | 5.0 | 5 | 0 |
| Nov 5 | W | 38-6 | Arizona | 71,488 | Rivers | 2 | 2 | 1.0 | 1 | 0 |
| Nov 12 | L | 13-31 | at Philadelphia | 60,842 | McCaffrey | 1 | -1 | -1.0 | -1 | 0 |
| Nov 19 | W | 30-27 | San Diego | 74,681 | Musgrave | 4 | -4 | -1.0 | 0 | 0 |
| Nov 26 | L | 33-42 | at Houston | 36,113 | BRONCOS | 440 | 1995 | 4.5 | 60t | 14 |
| Dec 3 | W | 31-23 | Jacksonville | 72,231 | OPPONENTS | 451 | 1895 | 4.2 | 74t | 19 |
| Dec 10 | L | 27-31 | Seattle | 71,488 | | | | | | |
| Dec 17 | L | 17-20 | at Kansas City | 75,061 | | | | | | |
| Dec 24 | W | 31-28 | at Oakland | 50,074 | | | | | | |

| TEAM STATISTICS | Den | Opp |
|--------------------|---------|---------|
| TOTAL FIRST DOWNS | 344 | 322 |
| Rushing | 114 | 114 |
| Passing | 205 | 186 |
| Penalty | 25 | 22 |
| 3rd Down: Made/Att | 89/207 | 92/212 |
| 3rd Down Pct. | 43.0 | 43.4 |
| 4th Down: Made/Att | 8/18 | 10/21 |
| 4th Down Pct. | 44.4 | 47.6 |
| POSSESSION AVG. | 30:09 | 29:51 |
| TOTAL NET YARDS | 6040 | 5193 |
| Avg. Per Game | 377.5 | 324.6 |
| Total Plays | 1060 | 1010 |
| Avg. Per Play | 5.7 | 5.1 |
| NET YARDS RUSHING | 1995 | 1895 |
| Avg. Per Game | 124.7 | 118.4 |
| Total Rushes | 440 | 451 |
| NET YARDS PASSING | 4045 | 3298 |
| Avg. Per Game | 252.8 | 206.1 |
| Sacked/Yards Lost | 26/215 | 30/220 |
| Gross Yards | 4260 | 3518 |
| Att./Completions | 594/350 | 529/297 |
| Completion Pct. | 58.9 | 56.1 |
| Had Intercepted | 14 | 8 |
| PUNTS/AVERAGE | 54/40.9 | 76/42.8 |
| NET PUNTING AVG. | 54/37.3 | 76/34.9 |
| PENALTIES/YARDS | 109/851 | 103/848 |
| FUMBLES/BALL LOST | 25/16 | 20/13 |
| TOUCHDOWNS | 42 | 44 |
| Rushing | 14 | 19 |
| Passing | 27 | 20 |
| Returns | 1 | 5 |

| SCORE BY PERIODS | 1 | 2 | 3 | 4 | OT | Total |
|------------------|----|-----|----|-----|----|-------|
| BRONCOS | 96 | 137 | 64 | 91 | 0 | 388 |
| OPPONENTS | 72 | 103 | 68 | 102 | 0 | 345 |

| SCORING | TD | Ru | Pa | Rt | PAT | FG | S | PTS |
|------------------|-----------|-----------|-----------|----------|--------------|--------------|----------|------------|
| Elam | 0 | 0 | 0 | 0 | 39/39 | 31/38 | 0 | 132 |
| Miller | 14 | 0 | 14 | 0 | 0/0 | 0/0 | 0 | 84 |
| Davis | 8 | 7 | 1 | 0 | 0/0 | 0/0 | 0 | 48 |
| Craver | 6 | 5 | 1 | 0 | 0/0 | 0/0 | 0 | 36 |
| Sharpe | 4 | 0 | 4 | 0 | 0/0 | 0/0 | 0 | 24 |
| Pritchard | 3 | 0 | 3 | 0 | 0/0 | 0/0 | 0 | 18 |
| McCaffrey | 2 | 0 | 2 | 0 | 0/0 | 0/0 | 0 | 14 |
| Elway | 1 | 1 | 0 | 0 | 0/0 | 0/0 | 0 | 6 |
| Bernstine | 1 | 1 | 0 | 0 | 0/0 | 0/0 | 0 | 6 |
| Evans | 1 | 0 | 1 | 0 | 0/0 | 0/0 | 0 | 6 |
| Smith | 1 | 0 | 1 | 0 | 0/0 | 0/0 | 0 | 6 |
| Crockett | 1 | 0 | 0 | 1 | 0/0 | 0/0 | 0 | 6 |
| BRONCOS | 42 | 14 | 27 | 1 | 39/39 | 31/38 | 0 | 388 |
| OPPONENTS | 44 | 19 | 20 | 5 | 42/42 | 13/19 | 0 | 345 |

2PT. CONVERSIONS: Elway, McCaffrey. TEAM 2-3, OPPONENTS 0-2.

SACKS: Perry 6.0, Fletcher 5.0, Hasselbach 4.0, Crockett 3.0, Cadrez 2.0, Dronett 2.0, Williams 2.0, Aldridge 1.5, Burns 1.5, Jones 1.0, Robinson 1.0, Alexander 0.5, Wilson 0.5, **BRONCOS 30.0, OPPONENTS 26.0.**

| PASSING | Att. | Comp. | Yds. | Cmp.% | Yd./Att. | TD | TD% | Int. | Int.% | LG | Sacked | Rating |
|------------------|------------|------------|-------------|-------------|-------------|-----------|------------|-----------|------------|------------|---------------|-------------|
| Elway | 542 | 316 | 3970 | 58.3 | 7.32 | 26 | 4.8 | 14 | 2.6 | 62t | 22/180 | 86.4 |
| Millen | 40 | 26 | 197 | 65.0 | 4.93 | 1 | 2.5 | 0 | 0.0 | 18 | 4/32 | 85.1 |
| Musgrave | 12 | 8 | 93 | 66.7 | 7.75 | 0 | 0.0 | 0 | 0.0 | 23 | 0/0 | 89.9 |
| BRONCOS | 594 | 350 | 4260 | 58.9 | 7.17 | 27 | 4.5 | 14 | 2.4 | 62t | 26/215 | 86.4 |
| OPPONENTS | 529 | 297 | 3518 | 56.1 | 6.65 | 20 | 3.8 | 8 | 1.5 | 57 | 30/220 | 82.9 |

1995 DEFENSIVE STATS

(based on coaches' film review)

| | TT | UT | A | S-YDS | I-YDS | PD | FF | FR |
|---------------|--------------|------------|------------|---------------|--------------|-----------|-----------|-----------|
| 1 Atwater | 148 | 107 | 41 | 0-0 | 3-54 | 8 | 3 | 0 |
| 2 Aldridge | 110 | 77 | 33 | 1.5-10.5 | 0-0 | 3 | 1 | 1 |
| Braxton | 110 | 74 | 36 | 0-0 | 2-36 | 10 | 0 | 0 |
| 4 Crockett | 78 | 61 | 17 | 3-32 | 0-0 | 16 | 1 | 1 |
| 5 Wyman | 73 | 54 | 19 | 0-0 | 0-0 | 1 | 1 | 0 |
| 6 Washington | 62 | 46 | 16 | 0-0 | 0-0 | 9 | 1 | 1 |
| 7 Jones, J. | 49 | 26 | 23 | 1-8 | 0-0 | 0 | 0 | 2 |
| 8 Hager | 48 | 35 | 13 | 0-0 | 1-19 | 5 | 0 | 0 |
| 9 Cadrez | 44 | 22 | 22 | 2-3 | 0-0 | 0 | 2 | 0 |
| 10 Perry | 42 | 38 | 4 | 6-52 | 0-0 | 8 | 2 | 0 |
| 11 Fletcher | 40 | 34 | 6 | 5-42 | 0-0 | 1 | 2 | 0 |
| 12 Alexander | 36 | 28 | 8 | 0.5-1 | 2-5 | 3 | 1 | 0 |
| 13 Jones, D. | 25 | 17 | 8 | 0-0 | 0-0 | 1 | 2 | 0 |
| 14 Hasselbach | 24 | 15 | 9 | 4-23 | 0-0 | 2 | 0 | 4 |
| 15 Burns | 22 | 14 | 8 | 1.5-9 | 0-0 | 0 | 1 | 0 |
| 16 Hilliard | 20 | 16 | 4 | 0-0 | 0-0 | 4 | 1 | 0 |
| 17 Thomas | 17 | 12 | 5 | 0-0 | 0-0 | 3 | 1 | 0 |
| 18 Hauck | 16 | 10 | 6 | 0-0 | 0-0 | 1 | 0 | 0 |
| 19 Jones, R. | 10 | 8 | 2 | 0-0 | 0-0 | 3 | 0 | 0 |
| 20 Dronett | 8 | 5 | 3 | 2-12 | 0-0 | 1 | 0 | 0 |
| 21 Williams | 6 | 5 | 1 | 2-19 | 0-0 | 1 | 0 | 0 |
| Robinson | 6 | 3 | 3 | 0-0 | 0-0 | 0 | 0 | 1 |
| 23 Lodish | 4 | 4 | 0 | 0-0 | 0-0 | 0 | 0 | 0 |
| 24 Garnett | 3 | 3 | 0 | 0-0 | 0-0 | 0 | 0 | 0 |
| 25 Bradford | 1 | 1 | 0 | 0-0 | 0-0 | 1 | 0 | 0 |
| Wilson | 1 | 1 | 0 | 0.5-4.5 | 0-0 | 0 | 0 | 0 |
| TOTALS | 1,003 | 716 | 287 | 29-216 | 7-114 | 81 | 19 | 10 |

1995 GAMES STARTED

| OFFENSE | | DEFENSE | |
|-----------------------|----|------------------------|----|
| QB Elway, John | 16 | DE Dronett, Shane | 2 |
| RB Bernstein, Rod | 3 | DE Hasselbach, Harald | 10 |
| RB Craver, Aaron | 12 | DE Williams, Dan | 16 |
| RB Davis, Terrell | 14 | DT Jones, James | 6 |
| RB Milburn, Glyn | 1 | DT Perry, Michael Dean | 14 |
| WR Johnson, Vance | 4 | LB Aldridge, Allen | 12 |
| WR McCaffrey, Ed | 1 | LB Alexander, Elijah | 8 |
| WR Miller, Anthony | 14 | LB Cadrez, Glenn | 7 |
| WR Pritchard, Mike | 13 | LB Fletcher, Simon | 16 |
| WR Smith, Rod | 1 | LB Hager, Britt | 5 |
| TE Carswell, Dwayne | 2 | LB Jones, Dante | 5 |
| TE Evans, Jerry | 2 | LB Wyman, Dave | 11 |
| TE Sharpe, Shannon | 12 | CB Crockett, Ray | 16 |
| C Nalen, Tom | 15 | CB Washington, Lionel | 16 |
| C Tamm, Ralph | 1 | S Atwater, Steve | 16 |
| T Thompson, Broderick | 16 | S Braxton, Tyrone | 16 |
| T Zimmerman, Gary | 16 | | |
| G Habib, Brian | 16 | | |
| G Schlereth, Mark | 16 | | |

1995 COACHES

Mike Shanahan (Head Coach), Frank Bush (Linebackers), Barney Chavous (Asst. Offensive Line/Asst. Strength and Conditioning), Rick Dennison (Offensive Asst.), Ed Donatelli (Defensive Backs), George Dyer (Defensive Line), Alex Gibbs (Asst. Head Coach/Offensive Line), Mike Heimerdinger (Wide Receivers), Gary Kubiak (Offensive Coordinator/QBs), Brian Pariani (Tight Ends), Al Reynolds (Defensive Asst./Asst. Defensive Backs), Greg Robinson (Defensive Coordinator), Greg Saporta (Administrative Asst./Strength and Conditioning), Richard Smith (Special Teams), Bobby Turner (Running Backs), Rich Tuten (Strength and Conditioning).

1995 LEADERS / RANKINGS

| INDIVIDUAL | PLAYER | NO. | AFC RANK | NFL RANK | NFL LEADER | NO. |
|-----------------|---------|------------|----------|----------|----------------|------------|
| Scoring | Elam |132 | 2 | 3t | Smith (DAL) |150 |
| Rushing | Davis |1,117 | 3 | 9 | Smith (DAL) |1,773 |
| Passing Yards | Elway |3,970 | 1 | 5t | Favre (GB) |4,413 |
| Passer Rating | Elway |86.4 | 6 | 14 | Harbaugh (IND) |100.7 |
| Receiving Yards | Miller |1,079 | 5 | 16 | Rice (SF) |1,848 |
| Receptions | Sharpe |63 | 12t | 29t | Moore (DET) |123 |
| Interceptions | Atwater |3 | 16t | 37t | Thomas (MIN) |9 |
| Sacks | Perry |6 | 25t | 48t | Paup (BUF) |17.5 |

| OFFENSE | NO. | AFC RANK | NFL RANK | NFL LEADER | NO. |
|----------------------------|------------|----------|----------|---------------|------------|
| Points Per Game |24.3 | 3 | 9 | San Francisco |28.6 |
| Total Yards Per Game |377.5 | 1 | 3 | Detroit |382.1 |
| Yards Per Play |5.7 | 1 | 3t | Detroit |6.0 |
| Rushing Yards Per Game |124.7 | 3 | 5 | Kansas City |138.9 |
| Net Passing Yards Per Game |252.8 | 2 | 7 | San Francisco |288.0 |

| DEFENSE | NO. | AFC RANK | NFL RANK | NFL LEADER | NO. |
|----------------------------|------------|----------|----------|---------------|------------|
| Points Per Game |21.6 | 9 | 17 | Kansas City |15.1 |
| Total Yards Per Game |324.6 | 9 | 15 | San Francisco |274.9 |
| Yards Per Play |5.1 | 9 | 14t | Kansas City |4.3 |
| Rushing Yards Per Game |118.4 | 11 | 23 | San Francisco |66.3 |
| Net Passing Yards Per Game |206.1 | 5 | 9 | New York Jets |171.3 |

1995 NFL STANDINGS

| AFC EAST | W | L | T | Pct | PF | PA |
|----------------|----|----|---|------|-----|-----|
| Team | | | | | | |
| y-Buffalo | 10 | 6 | 0 | .625 | 350 | 335 |
| x-Indianapolis | 9 | 7 | 0 | .563 | 331 | 316 |
| x-Miami | 9 | 7 | 0 | .563 | 398 | 332 |
| New England | 6 | 10 | 0 | .375 | 294 | 377 |
| New York Jets | 3 | 13 | 0 | .188 | 233 | 384 |

| AFC CENTRAL | W | L | T | Pct | PF | PF |
|---------------|----|----|---|------|-----|-----|
| Team | | | | | | |
| yz-Pittsburgh | 11 | 5 | 0 | .688 | 407 | 327 |
| Cincinnati | 7 | 9 | 0 | .438 | 349 | 374 |
| Houston | 7 | 9 | 0 | .438 | 348 | 324 |
| Cleveland | 5 | 11 | 0 | .313 | 289 | 356 |
| Jacksonville | 4 | 12 | 0 | .250 | 275 | 404 |

| AFC WEST | W | L | T | Pct | PF | PF |
|-----------------|----------|----------|----------|-------------|------------|------------|
| Team | | | | | | |
| *yz-Kansas City | 13 | 3 | 0 | .813 | 358 | 241 |
| x-San Diego | 9 | 7 | 0 | .563 | 321 | 323 |
| Seattle | 8 | 8 | 0 | .500 | 363 | 366 |
| Denver | 8 | 8 | 0 | .500 | 388 | 345 |
| Oakland | 8 | 8 | 0 | .500 | 348 | 332 |

| NFC EAST | W | L | T | Pct | PF | PF |
|-----------------|----|----|---|------|-----|-----|
| Team | | | | | | |
| *yz-Dallas | 12 | 4 | 0 | .750 | 435 | 291 |
| x-Philadelphia | 10 | 6 | 0 | .625 | 318 | 338 |
| Washington | 6 | 10 | 0 | .375 | 326 | 359 |
| New York Giants | 5 | 11 | 0 | .313 | 290 | 340 |
| Arizona | 4 | 12 | 0 | .250 | 275 | 422 |

| NFC CENTRAL | W | L | T | Pct | PF | PF |
|-------------|----|---|---|------|-----|-----|
| Team | | | | | | |
| y-Green Bay | 11 | 5 | 0 | .688 | 404 | 314 |
| x-Detroit | 10 | 6 | 0 | .625 | 436 | 336 |
| Chicago | 9 | 7 | 0 | .563 | 392 | 360 |
| Minnesota | 8 | 8 | 0 | .500 | 412 | 385 |
| Tampa Bay | 7 | 9 | 0 | .438 | 238 | 335 |

| NFC WEST | W | L | T | Pct | PF | PF |
|------------------|----|---|---|------|-----|-----|
| Team | | | | | | |
| yz-San Francisco | 11 | 5 | 0 | .688 | 457 | 258 |
| x-Atlanta | 9 | 7 | 0 | .563 | 362 | 349 |
| St. Louis | 7 | 9 | 0 | .438 | 309 | 418 |
| Carolina | 7 | 9 | 0 | .438 | 289 | 325 |
| New Orleans | 7 | 9 | 0 | .438 | 319 | 348 |

x - Playoffs; y - Division Title; z - First-round Bye; * - Home-field Advantage

WILD CARD PLAYOFF GAMES

12/30 - at Buffalo 37, Miami 22
12/30 - at Philadelphia 58, Detroit 37
12/31 - Indianapolis 35, at San Diego 20
12/31 - at Green Bay 37, Atlanta 20

DIVISIONAL PLAYOFF GAMES

1/6 - at Pittsburgh 40, Buffalo 21
1/6 - Green Bay 27, at San Francisco 17
1/7 - Indianapolis 10, at Kansas City 7
1/7 - at Dallas 30, Philadelphia 11

CONFERENCE CHAMPIONSHIPS

1/14 - at Pittsburgh 20, Indianapolis 16
1/14 - at Dallas 38, Green Bay 27

SUPER BOWL XXX (TEMPE, ARIZ.)

1/28 - Dallas 27, Pittsburgh 17

1994 FINAL STATISTICS (7-9)

Head Coach: Wade Phillips AFC West: 4th Home Stadium: Mile High Stadium

| Date | W-L | Score | Opponent | Attendance | RUSHING | No. | Yds. | Avg | LG | TD |
|---------|-----|-------|---------------------|------------|------------------|------------|-------------|------------|-----------|-----------|
| Sept 4 | L | 34-37 | San Diego | 74,032 | L. Russell | 190 | 620 | 3.3 | 22t | 9 |
| Sept 11 | L | 22-25 | at N.Y. Jets (OT) | 73,436 | Elway | 58 | 235 | 4.1 | 22 | 4 |
| Sept 18 | L | 16-48 | L.A. Raiders | 75,764 | Milburn | 58 | 201 | 3.5 | 20 | 1 |
| Sept 26 | L | 20-27 | at Buffalo | 75,373 | Clark | 56 | 168 | 3.0 | 12 | 3 |
| Oct 9 | W | 16-9 | at Seattle | 63,872 | Bernstine | 17 | 91 | 5.4 | 24 | 0 |
| Oct 17 | L | 28-31 | Kansas City | 75,151 | Rivers | 43 | 83 | 1.9 | 11 | 2 |
| Oct 23 | W | 20-15 | at San Diego | 61,626 | Millen | 5 | 57 | 11.4 | 24 | 0 |
| Oct 30 | W | 26-14 | Cleveland | 73,190 | Campbell | 2 | 6 | 3.0 | 6 | 0 |
| Nov 6 | L | 21-27 | at L.A. Rams | 48,103 | D. Russell | 1 | 6 | 6.0 | 6 | 0 |
| Nov 13 | W | 17-10 | Seattle | 71,290 | Miller | 1 | 3 | 3.0 | 3 | 0 |
| Nov 20 | W | 32-28 | Atlanta | 70,594 | BRONCOS | 431 | 1470 | 3.4 | 24 | 19 |
| Nov 27 | W | 15-13 | Cincinnati | 69,714 | OPPONENTS | 432 | 1752 | 4.1 | 36 | 12 |
| Dec 4 | W | 20-17 | at Kansas City (OT) | 77,631 | RECEIVING | No. | Yds | Avg | LG | TD |
| Dec 11 | L | 13-23 | at L.A. Raiders | 60,016 | Sharpe | 87 | 1010 | 11.6 | 44 | 4 |
| Dec 17 | L | 19-42 | at San Francisco | 64,884 | Milburn | 77 | 549 | 7.1 | 33 | 3 |
| Dec 24 | L | 28-30 | New Orleans | 64,445 | Miller | 60 | 1107 | 18.5 | 76 | 5 |

| TEAM STATISTICS | Den | Opp |
|--------------------|---------|----------|
| TOTAL FIRST DOWNS | 346 | 303 |
| Rushing | 101 | 103 |
| Passing | 202 | 182 |
| Penalty | 43 | 18 |
| 3rd Down: Made/Att | 87/231 | 86/217 |
| 3rd Down Pct. | 37.7 | 39.6 |
| 4th Down: Made/Att | 7/17 | 3/10 |
| 4th Down Pct. | 41.2 | 30.0 |
| POSSESSION AVG. | 30:58 | 29:02 |
| TOTAL NET YARDS | 5487 | 5907 |
| Avg. Per Game | 342.9 | 369.2 |
| Total Plays | 1112 | 1023 |
| Avg. Per Play | 4.9 | 5.8 |
| NET YARDS RUSHING | 1470 | 1752 |
| Avg. Per Game | 91.9 | 109.5 |
| Total Rushes | 431 | 432 |
| NET YARDS PASSING | 4017 | 4155 |
| Avg. Per Game | 251.1 | 259.7 |
| Sacked/Yards Lost | 55/366 | 23/141 |
| Gross Yards | 4383 | 4296 |
| Att./Completions | 626/388 | 568/322 |
| Completion Pct. | 62.0 | 56.7 |
| Had Intercepted | 13 | 12 |
| PUNTS/AVERAGE | 76/42.9 | 76/43.5 |
| NET PUNTING AVG. | 76/37.1 | 76/35.8 |
| PENALTIES/YARDS | 101/865 | 134/1031 |
| FUMBLES/BALL LOST | 27/18 | 24/14 |
| TOUCHDOWNS | 37 | 43 |
| Rushing | 19 | 12 |
| Passing | 18 | 28 |
| Returns | 0 | 3 |

| SCORE BY PERIODS | 1 | 2 | 3 | 4 | OT | Total |
|------------------|----|-----|-----|-----|----|-------|
| BRONCOS | 53 | 96 | 102 | 93 | 3 | 347 |
| OPPONENTS | 64 | 148 | 77 | 104 | 3 | 396 |

| SCORING | TD | Ru | Pa | Rt | PAT | FG | S | PTS |
|------------------|-----------|-----------|-----------|----------|--------------|--------------|----------|------------|
| Elam | 0 | 0 | 0 | 0 | 29/29 | 30/37 | 0 | 119 |
| L. Russell | 9 | 9 | 0 | 0 | 0/0 | 0/0 | 0 | 54 |
| Miller | 5 | 0 | 5 | 0 | 0/0 | 0/0 | 0 | 32 |
| Sharpe | 4 | 0 | 4 | 0 | 0/0 | 0/0 | 0 | 28 |
| Elway | 4 | 4 | 0 | 0 | 0/0 | 0/0 | 0 | 24 |
| Milburn | 4 | 1 | 3 | 0 | 0/0 | 0/0 | 0 | 24 |
| Clark | 3 | 3 | 0 | 0 | 0/0 | 0/0 | 0 | 18 |
| Evans | 2 | 0 | 2 | 0 | 0/0 | 0/0 | 0 | 12 |
| Rivers | 2 | 2 | 0 | 0 | 0/0 | 0/0 | 0 | 12 |
| Campbell | 1 | 0 | 1 | 0 | 0/0 | 0/0 | 0 | 6 |
| Pritchard | 1 | 0 | 1 | 0 | 0/0 | 0/0 | 0 | 6 |
| D. Russell | 1 | 0 | 1 | 0 | 0/0 | 0/0 | 0 | 6 |
| Tillman | 1 | 0 | 1 | 0 | 0/0 | 0/0 | 0 | 6 |
| BRONCOS | 37 | 19 | 18 | 0 | 29/29 | 30/37 | 0 | 347 |
| OPPONENTS | 43 | 12 | 28 | 3 | 35/35 | 31/37 | 0 | 396 |

2PT. CONVERSIONS: Sharpe 2, Miller. TEAM 3-8, OPPONENTS 5-8.

SACKS: Fletcher 7.0, Dronett 6.0, Washington 2.5, Hasselbach 2.0, Mecklenburg 1.5, Alexander 1.0, Bradford 1.0, Robinson 1.0, D. Smith 1.0, **BRONCOS 23.0, OPPONENTS 55.0.**

| PASSING | Att. | Comp. | Yds. | Cmp.% | Yd./Att. | TD | TD% | Int. | Int.% | LG | Sacked | Rating |
|------------------|------------|------------|-------------|-------------|-------------|-----------|------------|-----------|------------|------------|---------------|-------------|
| Elway | 494 | 307 | 3490 | 62.1 | 7.06 | 16 | 3.2 | 10 | 2.0 | 63 | 46/303 | 85.7 |
| Millen | 131 | 81 | 893 | 61.8 | 6.82 | 2 | 1.5 | 3 | 2.3 | 76 | 9/63 | 77.6 |
| Rivers | 1 | 0 | 0 | 0.0 | 0.00 | 0 | 0.0 | 0 | 0.0 | 0 | 0/0 | 39.6 |
| BRONCOS | 626 | 388 | 4383 | 62.0 | 7.00 | 18 | 2.9 | 13 | 2.1 | 76 | 55/366 | 83.8 |
| OPPONENTS | 568 | 322 | 4296 | 56.7 | 7.56 | 28 | 4.9 | 12 | 2.1 | 75t | 23/141 | 88.5 |

1994 DEFENSIVE STATS

(based on coaches' film review)

| | TT | UT | A | S-YDS | I-YDS | PD | FF | FR |
|----------------|--------------|------------|------------|---------------|--------------|------------|-----------|-----------|
| 1 Alexander | 172 | 105 | 67 | 1-10 | 1-2 | 7 | 0 | 1 |
| 2 Atwater | 125 | 72 | 53 | 0-0 | 1-24 | 8 | 1 | 2 |
| 3 Mecklenburg | 85 | 52 | 33 | 1.5-16 | 0-0 | 3 | 2 | 2 |
| 4 Washington | 82 | 49 | 33 | 2-8 | 1-5 | 3 | 2 | 0 |
| 5 Fletcher | 76 | 42 | 34 | 4-41 | 1-4 | 5 | 1 | 2 |
| 6 Crockett | 70 | 46 | 22 | 0-0 | 2-6 | 20 | 0 | 2 |
| 7 B. Smith | 68 | 54 | 14 | 0.5-10 | 1-10 | 14 | 0 | 0 |
| 8 Hasselbach | 66 | 40 | 26 | 2-13 | 0-0 | 1 | 1 | 0 |
| 9 Dronett | 63 | 39 | 24 | 6-35 | 0-0 | 5 | 1 | 0 |
| 10 R. Jones | 55 | 37 | 18 | 0-0 | 2-9 | 5 | 0 | 1 |
| 11 Croel | 52 | 29 | 23 | 0-0 | 0-0 | 1 | 1 | 0 |
| 12 Hilliard | 51 | 46 | 5 | 0-0 | 2-8 | 14 | 2 | 0 |
| 13 D. Smith | 42 | 25 | 17 | 1-9 | 0-0 | 5 | 0 | 1 |
| 14 D. Hall | 34 | 18 | 16 | 0-0 | 0-0 | 1 | 0 | 0 |
| 15 Bradford | 27 | 18 | 9 | 1-8 | 0-0 | 5 | 0 | 0 |
| 16 Fuller | 22 | 17 | 5 | 0-0 | 0-0 | 3 | 0 | 0 |
| Williams | 22 | 11 | 11 | 0-0 | 1-3 | 2 | 0 | 0 |
| 18 Harvey | 21 | 9 | 12 | 0-0 | 1-0 | 2 | 0 | 0 |
| 19 Burns | 18 | 14 | 4 | 0-0 | 0-0 | 0 | 0 | 0 |
| 20 J. Robinson | 14 | 8 | 6 | 1-1 | 0-0 | 1 | 0 | 0 |
| 21 Wyman | 11 | 7 | 4 | 0-0 | 0-0 | 0 | 0 | 0 |
| 22 Aldridge | 8 | 1 | 7 | 0-0 | 0-0 | 0 | 0 | 0 |
| 23 Oshodin | 5 | 5 | 0 | 0-0 | 0-0 | 0 | 0 | 0 |
| 24 Sanders | 3 | 1 | 2 | 0-0 | 0-0 | 0 | 0 | 0 |
| 25 By/not e | 1 | 1 | 0 | 0-0 | 0-0 | 0 | 0 | 0 |
| Donahue | 1 | 0 | 1 | 0-0 | 0-0 | 0 | 0 | 0 |
| TOTAL | 1,194 | 748 | 446 | 23-151 | 12-55 | 105 | 11 | 11 |

1994 GAMES STARTED

| OFFENSE | DEFENSE |
|---------------------|-------------------------|
| QB Elway, John | 14 DE Dronett, Shane |
| QB Millen, Hugh | 2 DE Fletcher, Simon |
| RB Bernstein, Rod | 3 DE Hasselbach, Harald |
| RB Clark, Derrick | 4 DE Williams, Dan |
| RB Milburn, Glynn | 6 NT Washington, Ted |
| RB Rivers, Reggie | 1 LB Aldridge, Allen |
| RB Russell, Leonard | 14 LB Alexander, Elijah |
| WR Campbell, Jeff | 1 LB Burns, Keith |
| WR Miller, Anthony | 14 LB Croel, Mike |
| WR Russell, Derek | 12 LB Fuller, Randy |
| WR Tillman, Cedric | 3 LB Harvey, Richard |
| TE Evans, Jerry | 9 LB Mecklenburg, Karl |
| TE Sharpe, Shannon | 13 CB Bradford, Ronnie |
| C Widell, Dave | 16 CB Crockett, Ray |
| T Freeman, Russell | 7 CB Hilliard, Randy |
| T Maggs, Don | 1 CB Smith, Ben |
| T Scrafford, Kirk | 8 S Atwater, Steve |
| T Zimmerman, Gary | 16 S Hall, Darryl |
| G Habib, Brian | 16 S Jones, Rondell |
| G Melander, Jon | 15 S Smith, Dennis |
| G Nalen, Tom | 1 |

1994 COACHES

Wade Phillips (Head Coach), Vernon Banks (Strength & Conditioning), Barney Chavous (Defensive Line Asst./Strength & Conditioning Asst.), Jim Fassel (Asst. Head Coach/Offensive Coordinator), Mo Forte (Wide Receivers), Leon Fuller (Defensive Backs), Bishop Harris (Running Backs), John Leva (Offensive Line), Rex Norris (Defensive Line), Al Reynolds (Asst. Defensive Backs/Quality Control), Harold Richardson (Special Asst. to the Head Coach/Offense), Richard Smith (Special Teams/Linebackers), Les Steckel (Tight Ends), Charlie Waters (Defensive Coordinator), John Paul Young (Linebackers).

1994 LEADERS / RANKINGS

| INDIVIDUAL | PLAYER | NO. | AFC RANK | NFL RANK | NFL LEADER | NO. |
|-----------------|-------------------------|-------|----------|----------|----------------|-------|
| Scoring | Elam | 119 | 2 | 3 | Carney (SD) | 135 |
| Rushing | Russell | 620 | 15 | 27 | Sanders (DET) | 1,883 |
| Passing Yards | Elway | 3,490 | 3 | 8 | Bledsoe (NE) | 4,556 |
| Passer Rating | Elway | 85.7 | 2 | 4 | Young (SF) | 112.8 |
| Receiving Yards | Miller | 1,107 | 6 | 15 | Rice (SF) | 1,499 |
| Receptions | Sharpe | 87 | 4 | 8 | Carter (MIN) | 122 |
| Interceptions | Jones/Hilliard/Crockett | 33t | 69t | | Williams (ARI) | 9 |
| Sacks | Fletcher | 7 | 16t | 31t | Greene (PIT) | 14 |

| OFFENSE | NO. | AFC RANK | NFL RANK | NFL LEADER | NO. |
|----------------------------|-------|----------|----------|---------------|-------|
| Points Per Game | 21.7 | 4 | 10 | San Francisco | 31.6 |
| Total Yards Per Game | 342.9 | 4 | 6 | Miami | 379.9 |
| Yards Per Play | 4.9 | 5t | 14t | San Francisco | 5.8 |
| Rushing Yards Per Game | 91.9 | 13 | 23 | Pittsburgh | 136.3 |
| Net Passing Yards Per Game | 273.9 | 3 | 4 | New England | 286.4 |

| DEFENSE | NO. | AFC RANK | NFL RANK | NFL LEADER | NO. |
|----------------------------|-------|----------|----------|------------|-------|
| Points Per Game | 24.8 | 13 | 26 | Cleveland | 12.8 |
| Total Yards Per Game | 369.2 | 14 | 28 | Dallas | 269.6 |
| Yards Per Play | 5.8 | 14 | 28 | Dallas | 4.3 |
| Rushing Yards Per Game | 109.5 | 8 | 16 | Minnesota | 68.1 |
| Net Passing Yards Per Game | 259.7 | 14 | 28 | Dallas | 172.0 |

1994 NFL STANDINGS

| AFC EAST | Team | W | L | T | Pct | PF | PA |
|----------|---------------|----|----|---|------|-----|-----|
| | y-Miami | 10 | 6 | 0 | .625 | 389 | 327 |
| | x-New England | 10 | 6 | 0 | .625 | 351 | 312 |
| | Indianapolis | 8 | 8 | 0 | .500 | 307 | 320 |
| | Buffalo | 7 | 9 | 0 | .438 | 340 | 356 |
| | New York Jets | 6 | 10 | 0 | .375 | 264 | 320 |

| AFC CENTRAL | Team | W | L | T | Pct | PF | PF |
|-------------|----------------|----|----|---|------|-----|-----|
| | *yz-Pittsburgh | 12 | 4 | 0 | .750 | 316 | 234 |
| | x-Cleveland | 11 | 5 | 0 | .688 | 340 | 204 |
| | Cincinnati | 3 | 13 | 0 | .188 | 276 | 406 |
| | Houston | 2 | 14 | 0 | .125 | 226 | 352 |

| AFC WEST | Team | W | L | T | Pct | PF | PF |
|----------|---------------|----|----|---|------|-----|-----|
| | yz-San Diego | 11 | 5 | 0 | .688 | 381 | 306 |
| | x-Kansas City | 9 | 7 | 0 | .563 | 319 | 298 |
| | L.A. Raiders | 9 | 7 | 0 | .563 | 303 | 327 |
| | Denver | 7 | 9 | 0 | .438 | 347 | 396 |
| | Seattle | 6 | 10 | 0 | .375 | 287 | 323 |

| NFC EAST | Team | W | L | T | Pct | PF | PF |
|----------|-----------------|----|----|---|------|-----|-----|
| | yz-Dallas | 12 | 4 | 0 | .750 | 414 | 248 |
| | New York Giants | 9 | 7 | 0 | .563 | 279 | 305 |
| | Arizona | 8 | 8 | 0 | .500 | 235 | 267 |
| | Philadelphia | 7 | 9 | 0 | .438 | 308 | 308 |
| | Washington | 3 | 13 | 0 | .188 | 320 | 412 |

| NFC CENTRAL | Team | W | L | T | Pct | PF | PF |
|-------------|-------------|----|----|---|------|-----|-----|
| | y-Minnesota | 10 | 6 | 0 | .625 | 356 | 314 |
| | x-Green Bay | 9 | 7 | 0 | .563 | 382 | 287 |
| | x-Detroit | 9 | 7 | 0 | .563 | 357 | 342 |
| | x-Chicago | 9 | 7 | 0 | .563 | 271 | 307 |
| | Tampa Bay | 6 | 10 | 0 | .375 | 251 | 351 |

| NFC WEST | Team | W | L | T | Pct | PF | PF |
|----------|-------------------|----|----|---|------|-----|-----|
| | *yz-San Francisco | 13 | 3 | 0 | .813 | 505 | 296 |
| | New Orleans | 7 | 9 | 0 | .438 | 348 | 407 |
| | Atlanta | 7 | 9 | 0 | .438 | 317 | 385 |
| | L.A. Rams | 4 | 12 | 0 | .250 | 286 | 365 |

x - Playoffs; y - Division Title; z - First-round Bye; * - Home-field Advantage

WILD CARD PLAYOFF GAMES

12/31 - at Miami 27, Kansas City 17
12/31 - at Green Bay 16, Detroit 12
1/1 - at Cleveland 20, New England 13
1/1 - Chicago 35, at Minnesota 18

DIVISIONAL PLAYOFF GAMES

1/7 - at Pittsburgh 29, Cleveland 9
1/7 - at San Francisco 44, Chicago 15
1/8 - at San Diego 22, Miami 21
1/8 - at Dallas 35, Green Bay 9

CONFERENCE CHAMPIONSHIPS

1/15 - San Diego 17,

1993 FINAL STATISTICS (9-7)

Head Coach: Wade Phillips AFC West: 3rd Home Stadium: Mile High Stadium

| Date | W-L | Score | Opponent | Attendance | RUSHING | No. | Yds. | Avg | LG | TD |
|---------|-----|-------|----------------------|------------|------------------|------------|-------------|------------|-----------|-----------|
| Sept 5 | W | 26-20 | at New York Jets | 68,130 | Bernstine | 223 | 816 | 3.7 | 24 | 4 |
| Sept 12 | W | 34-17 | San Diego | 75,074 | Delpino | 131 | 445 | 3.4 | 18 | 0 |
| Sept 20 | L | 7-15 | at Kansas City | 78,453 | Milburn | 52 | 231 | 4.4 | 26 | 0 |
| Oct 3 | W | 35-13 | Indianapolis | 74,953 | Elway | 44 | 153 | 3.5 | 18 | 0 |
| Oct 10 | L | 27-30 | at Green Bay | 58,943 | Rivers | 15 | 50 | 3.3 | 14 | 1 |
| Oct 18 | L | 20-23 | L.A. Raiders | 75,712 | Rouen | 1 | 0 | 0.0 | 0 | 0 |
| Oct 31 | W | 28-17 | Seattle | 73,644 | Maddox | 2 | -2 | -1.0 | -1 | 0 |
| Nov 7 | W | 29-14 | at Cleveland | 77,818 | BRONCOS | 468 | 1693 | 3.6 | 26 | 13 |
| Nov 14 | L | 23-26 | Minnesota | 67,329 | OPPONENTS | 397 | 1418 | 3.6 | 28 | 6 |
| Nov 21 | W | 37-13 | Pittsburgh | 74,840 | RECEIVING | No. | Yds | Avg | LG | TD |
| Nov 28 | W | 17-9 | at Seattle | 57,812 | Sharpe | 81 | 995 | 12.3 | 63 | 9 |
| Dec 5 | L | 10-13 | at San Diego | 60,233 | Russell | 44 | 719 | 16.3 | 43 | 3 |
| Dec 12 | W | 27-21 | Kansas City | 75,822 | Bernstine | 44 | 372 | 8.5 | 41 | 0 |
| Dec 18 | W | 13-3 | at Chicago | 53,056 | Milburn | 38 | 300 | 7.9 | 50 | 3 |
| Dec 26 | L | 10-17 | Tampa Bay | 73,434 | Johnson, V. | 36 | 517 | 14.4 | 56 | 5 |
| Jan 2 | L | 30-33 | at L.A. Raiders (OT) | 66,904 | Marshall | 28 | 360 | 12.9 | 40 | 2 |

TEAM STATISTICS

TOTAL FIRST DOWNS

Rushing 105

Passing 187

Penalty 35

3rd Down: Made/Att 98/225

3rd Down Pct. 43.6

4th Down: Made/Att 2/11

4th Down Pct. 18.2

POSSESSION AVG. 31:23

TOTAL NET YARDS 5461

Avg. Per Game 341.3

Total Plays 1060

Avg. Per Play 5.2

NET YARDS RUSHING 1693

Avg. Per Game 105.8

Total Rushes 468

NET YARDS PASSING 3768

Avg. Per Game 235.5

Sacked/Yards Lost 39/238

Gross Yards 4061

Att./Completions 553/350

Completion Pct. 63.3

Had Intercepted 10

PUNTS/AVERAGE 68/44.4

NET PUNTING AVG. 68/37.1

PENALTIES/YARDS 112/822

FUMBLES/BALL LOST 29/18

TOUCHDOWNS 42

Rushing 13

Passing 27

Returns 2

SCORE BY PERIODS

BRONCOS

OPPONENTS

SCORING

Elam 0

Sharpe 9

Delpino 8

Johnson, V. 5

Bernstine 4

Russell 4

Milburn 3

Rivers 2

Marshall 2

Tillman 2

Croel 1

Johnson, R. 1

Wyman 1

BRONCOS

OPPONENTS

SACKS: Fletcher 13.5, Mecklenburg 9.0, Dronett 7.0, Croel 5.0, J. Robinson 3.5, Kragen 3.0, Wyman 2.0, Atwater 1.0, Oshodin 1.0, Williams 1.0, **BRONCOS 46.0, OPPONENTS 39.0.**

PASSING

Elway 551

Maddox 1

Marshall 1

BRONCOS

OPPONENTS

Den

Opp

280

86

181

35

71/215

33.0

8/17

47.1

28:37

5149

321.8

1005

5.1

1418

88.6

397

3731

233.2

46/238

3969

562/314

55.9

18

81/43.7

81/36.0

128/1,019

27/13

27

6

21

0

0 373

3 284

KICKOFF RETURNS

No.

Yds

Avg

LG

TD

Russell 18

Milburn 12

Delpino 7

Meeks 1

Sharpe 1

BRONCOS

OPPONENTS

FIELD GOALS

1-19

20-29

30-39

40-49

50+

Elam 0/0

11/12

7/7

4/10

4/6

OPPONENTS

1/1

8/8

10/10

8/12

4/5

INTERCEPTIONS

No.

Yds

Avg

LG

TD

Smith 3

Braxton 3

Atwater 2

Dronett 2

Lang 2

Croel 1

F. Robinson 1

Wyman 1

Bradford 1

Dimry 1

Hall 1

BRONCOS

OPPONENTS

18

236

13.1

68

1

PUNTING

No.

Yds

Avg

Net

TB

In20

LG

B

Rouen 67

TEAM

68

3017

44.4

37.1

8

17

62

1

OPPONENTS

81

3541

43.7

36.0

10

22

61

2

PUNT RETURNS

Ret

FC

Yds

Avg

LG

TD

Milburn 40

Bradford 1

BRONCOS

OPPONENTS

41

11

PUNTING

No.

Yds

Avg

Net

TB

In20

LG

B

Rouen 67

TEAM

68

3017

44.4

37.1

8

17

62

1

OPPONENTS

81

3541

43.7

36.0

10

22

61

2

PUNT RETURNS

Ret

FC

Yds

Avg

LG

TD

Milburn 40

Bradford 1

BRONCOS

OPPONENTS

41

11

425

10.4

54

0

KICKOFF RETURNS

No.

Yds

Avg

LG

TD

Russell 18

Milburn 12

Delpino 7

Meeks 1

Sharpe 1

BRONCOS

1991 FINAL STATISTICS (12-4)

Head Coach: Dan Reeves AFC West: 1st Home Stadium: Mile High Stadium

| Date | W-L | Score | Opponent | Attendance | RUSHING | No. | Yds. | Avg | LG | TD |
|---------|-----|-------|-----------------|------------|------------------|------------|-------------|------------|------------|-----------|
| Sept 1 | W | 45-14 | Cincinnati | 72,855 | Green | 261 | 1037 | 4.0 | 63t | 4 |
| Sept 8 | L | 13-16 | at L.A. Raiders | 48,569 | Lewis | 99 | 376 | 3.8 | 27 | 4 |
| Sept 15 | W | 16-10 | Seattle | 74,152 | Elway | 55 | 255 | 4.6 | 17t | 6 |
| Sept 22 | W | 27-19 | San Diego | 73,258 | Sewell | 50 | 211 | 4.2 | 26 | 2 |
| Sept 29 | W | 13-6 | at Minnesota | 55,031 | Perryman | 21 | 45 | 2.1 | 6 | 0 |
| Oct 6 | L | 14-42 | at Houston | 59,145 | Humphrey | 11 | 33 | 3.0 | 7 | 0 |
| Oct 20 | W | 19-16 | Kansas City | 75,866 | Jackson | 2 | 18 | 9.0 | 21 | 0 |
| Oct 27 | W | 9-6 | at New England | 43,994 | Sharpe | 1 | 15 | 15.0 | 15 | 0 |
| Nov 3 | W | 20-13 | Pittsburgh | 70,973 | Kubiak | 3 | 11 | 3.7 | 12 | 0 |
| Nov 10 | L | 16-17 | L.A. Raiders | 75,896 | Horan | 2 | 9 | 4.5 | 9 | 0 |
| Nov 17 | L | 24-20 | at Kansas City | 74,661 | Rivers | 2 | 5 | 2.5 | 3 | 0 |
| Nov 24 | L | 10-13 | at Seattle | 60,430 | BRONCOS | 505 | 2015 | 4.0 | 63t | 16 |
| Dec 1 | W | 20-3 | New England | 67,116 | OPPONENTS | 411 | 1794 | 4.4 | 49 | 8 |
| Dec 8 | W | 17-7 | at Cleveland | 73,539 | RECEIVING | No. | Yds | Avg | LG | TD |
| Dec 15 | W | 24-19 | Phoenix | 74,098 | Young | 44 | 629 | 14.3 | 52t | 2 |
| Dec 22 | W | 17-14 | at San Diego | 51,449 | Sewell | 38 | 436 | 11.5 | 60 | 2 |

| TEAM STATISTICS | Den | Opp |
|--------------------|---------|---------|
| TOTAL FIRST DOWNS | 284 | 242 |
| Rushing | 117 | 81 |
| Passing | 150 | 147 |
| Penalty | 17 | 14 |
| 3rd Down: Made/Att | 92/223 | 64/206 |
| 3rd Down Pct. | 41.3 | 31.1 |
| 4th Down: Made/Att | 8/14 | 7/17 |
| 4th Down Pct. | 57.1 | 41.2 |
| POSSESSION AVG. | 31:36 | 28:24 |
| TOTAL NET YARDS | 5012 | 4549 |
| Avg. Per Game | 313.3 | 284.3 |
| Total Plays | 1012 | 939 |
| Avg. Per Play | 5.0 | 4.8 |
| NET YARDS RUSHING | 2015 | 1794 |
| Avg. Per Game | 125.9 | 112.1 |
| Total Rushes | 505 | 411 |
| NET YARDS PASSING | 2997 | 2755 |
| Avg. Per Game | 187.3 | 172.2 |
| Sacked/Yards Lost | 46/313 | 52/346 |
| Gross Yards | 3310 | 3101 |
| Att./Completions | 459/246 | 476/246 |
| Completion Pct. | 53.6 | 51.7 |
| Had Intercepted | 12 | 23 |
| PUNTS/AVERAGE | 74/41.2 | 79/44.5 |
| NET PUNTING AVG. | 36.4 | 39.1 |
| PENALTIES/YARDS | 94/715 | 105/848 |
| FUMBLES/BALL LOST | 31/13 | 26/10 |
| TOUCHDOWNS | 32 | 22 |
| Rushing | 16 | 8 |
| Passing | 13 | 16 |
| Returns | 3 | 2 |

| SCORE BY PERIODS | 1 | 2 | 3 | 4 | OT | Total |
|------------------|----|-----|----|----|----|-------|
| BRONCOS | 42 | 111 | 71 | 80 | 0 | 304 |
| OPPONENTS | 43 | 77 | 49 | 66 | 0 | 235 |

| SCORING | TD | Ru | Pa | Rt | PAT | FG | S | PTS |
|------------------|-----------|-----------|-----------|----------|--------------|--------------|----------|------------|
| Treadwell | 0 | 0 | 0 | 0 | 31/32 | 27/36 | 0 | 112 |
| Elway | 6 | 6 | 0 | 0 | 0/0 | 0/0 | 0 | 36 |
| Green | 4 | 4 | 0 | 0 | 0/0 | 0/0 | 0 | 24 |
| Lewis | 4 | 4 | 0 | 0 | 0/0 | 0/0 | 0 | 24 |
| Sewell | 4 | 2 | 2 | 0 | 0/0 | 0/0 | 0 | 24 |
| V.Johnson | 3 | 0 | 3 | 0 | 0/0 | 0/0 | 0 | 18 |
| Nattiel | 2 | 0 | 2 | 0 | 0/0 | 0/0 | 0 | 12 |
| Young | 2 | 0 | 2 | 0 | 0/0 | 0/0 | 0 | 12 |
| Braxton | 1 | 0 | 0 | 1 | 0/0 | 0/0 | 0 | 6 |
| Dimry | 1 | 0 | 0 | 1 | 0/0 | 0/0 | 0 | 6 |
| Jackson | 1 | 0 | 1 | 0 | 0/0 | 0/0 | 0 | 6 |
| R.Johnson | 1 | 0 | 1 | 0 | 0/0 | 0/0 | 0 | 6 |
| Powers | 1 | 0 | 0 | 1 | 0/0 | 0/0 | 0 | 6 |
| Russell | 1 | 0 | 1 | 0 | 0/0 | 0/0 | 0 | 6 |
| Sharpe | 1 | 0 | 1 | 0 | 0/0 | 0/0 | 0 | 6 |
| BRONCOS | 32 | 16 | 13 | 3 | 31/32 | 27/36 | 0 | 304 |
| OPPONENTS | 22 | 8 | 12 | 2 | 22/22 | 27/33 | 0 | 235 |

SACKS: Fletcher 13.5, Croel 10.0, Mecklenburg 9.0, Holmes 5.0, Kragen 3.5, Mills 3.0, Walker 3.0, Powers 2.0, Atwater 1.0, Braxton 1.0, Sochia 1.0. **BRONCOS 52.0, OPPONENTS 46.0.**

| PASSING | Att. | Comp. | Yds. | Cmp.% | Yd./Att. | TD | TD% | Int. | Int.% | LG | Sacked | Rating |
|------------------|------------|------------|-------------|-------------|-------------|-----------|------------|-----------|------------|-----------|---------------|-------------|
| Elway | 451 | 242 | 3253 | 53.7 | 7.21 | 13 | 2.9 | 12 | 2.7 | 71 | 45/305 | 75.4 |
| Kubiak | 5 | 3 | 33 | 60.0 | 6.60 | 0 | 0.0 | 0 | 0.0 | 14 | 1/8 | 79.6 |
| Sewell | 3 | 1 | 24 | 33.3 | 8.00 | 0 | 0.0 | 0 | 0.0 | 24 | 0/0 | 63.2 |
| BRONCOS | 459 | 246 | 3310 | 53.6 | 7.21 | 13 | 2.8 | 12 | 2.6 | 71 | 46/313 | 75.3 |
| OPPONENTS | 476 | 246 | 3101 | 51.7 | 6.51 | 12 | 2.5 | 23 | 4.8 | 63 | 52/346 | 60.6 |

| INTERCEPTIONS | No. | Yds | Avg | LG | TD |
|------------------|-----------|------------|-------------|-----------|----------|
| Atwater | 5 | 104 | 20.8 | 49 | 0 |
| D.Smith | 5 | 60 | 12.0 | 39 | 0 |
| Braxton | 4 | 55 | 13.8 | 52t | 1 |
| Dimry | 3 | 35 | 11.7 | 26t | 1 |
| Henderson | 2 | 53 | 26.5 | 53 | 0 |
| Brooks | 2 | 7 | 3.5 | 9 | 0 |
| Robbins | 1 | 35 | 35.0 | 35 | 0 |
| Lang | 1 | 30 | 30.0 | 30 | 0 |
| BRONCOS | 23 | 379 | 16.5 | 53 | 2 |
| OPPONENTS | 12 | 101 | 8.4 | 43 | 0 |

| PUNTING | No. | Yds | Avg | Net | TB | In20 | LG | B |
|------------------|-----------|-------------|-------------|-------------|----------|-----------|-----------|----------|
| Horan | 72 | 3012 | 41.8 | 36.7 | 8 | 24 | 71 | 1 |
| Elway | 1 | 34 | 34.0 | 14.0 | 1 | 0 | 34 | 0 |
| BRONCOS | 73 | 3046 | 41.2 | 36.4 | 9 | 24 | 71 | 1 |
| OPPONENTS | 79 | 3513 | 44.5 | 39.1 | 7 | 17 | 63 | 0 |

| PUNT RETURNS | Ret | FC | Yds | Avg | LG | TD |
|------------------|-----------|-----------|------------|------------|-----------|----------|
| V.Johnson | 24 | 14 | 174 | 7.3 | 20 | 0 |
| Nattiel | 10 | 2 | 43 | 4.3 | 17 | 0 |
| Clark | 7 | 1 | 67 | 9.6 | 18 | 0 |
| BRONCOS | 41 | 17 | 284 | 6.9 | 20 | 0 |
| OPPONENTS | 28 | 14 | 170 | 6.1 | 23 | 0 |

| KICKOFF RETURNS | No. | Yds | Avg | LG | TD |
|------------------|-----------|-------------|-------------|-----------|----------|
| Montgomery | 26 | 488 | 18.8 | 55 | 0 |
| Russell | 7 | 120 | 17.1 | 30 | 0 |
| Clark | 2 | 45 | 22.5 | 29 | 0 |
| Lewis | 1 | 20 | 20.0 | 20 | 0 |
| Sewell | 1 | 14 | 14.0 | 14 | 0 |
| BRONCOS | 37 | 687 | 18.6 | 55 | 0 |
| OPPONENTS | 62 | 1096 | 17.7 | 38 | 0 |

| FIELD GOALS | 1-19 | 20-29 | 30-39 | 40-49 | 50+ |
|------------------|------------|--------------|-------------|------------|------------|
| Treadwell | 5/5 | 10/10 | 9/12 | 3/9 | 0/0 |
| OPPONENTS | 2/2 | 11/13 | 7/10 | 7/7 | 0/1 |

Treadwell: (30N,42N,19G) (22G,47G) (17G,25G,35G) (34G,23G) (37G,42G) (31 N) (39G,30G,25G,27G) (35G,18G,47N,34G) (28G,21G,45N) (19G,48N) (37G,35N) (47N,23G) (20G,24G) (37G) (18G) (42G,45N)
OPPONENTS: (29G,23G,34G,32N) (28G) (41G,43G,43G,36G) (49G,25G) (32N) (32G,48G,25G) (20G,17G,25N) (26G,39G,24N) (20G,37N) (19G,27G)(36G,42G) (23G) (52N,33G,45G,28G,38G)

1991 DEFENSIVE STATS

(based on coaches' film review)

| | TT | UT | A | S-YDS | I-YDS | PD | FF | FR |
|---------------|--------------|------------|------------|---------------|---------------|------------|-----------|-----------|
| 1 Brooks | 153 | 96 | 57 | 0-0 | 2-7 | 6 | 0 | 0 |
| 2 Atwater | 150 | 83 | 67 | 1-5 | 5-104 | 11 | 1 | 1 |
| 3 Mecklenburg | 130 | 73 | 57 | 9-68 | 0-0 | 3 | 1 | 0 |
| 4 Smith, D. | 110 | 67 | 43 | 0-0 | 5-60 | 12 | 1 | 1 |
| 5 Kragen | 92 | 61 | 31 | 3.5-16 | 0-0 | 2 | 0 | 0 |
| Braxton | 92 | 57 | 35 | 1-8 | 4-55 | 12 | 1 | 1 |
| 7 Fletcher | 89 | 46 | 43 | 13.5-92 | 0-0 | 3 | 2 | 1 |
| 8 Croel | 84 | 55 | 29 | 10-65 | 0-0 | 2 | 4 | 0 |
| 9 Henderson | 82 | 53 | 29 | 0-0 | 2-53 | 8 | 0 | 0 |
| 10 Holmes | 44 | 21 | 23 | 5-32 | 0-0 | 4 | 0 | 0 |
| 11 Powers | 42 | 25 | 17 | 2-22 | 0-0 | 2 | 0 | 2 |
| 12 Dimry | 38 | 21 | 17 | 0-0 | 3-35 | 17 | 0 | 1 |
| 13 Traylor | 31 | 16 | 15 | 0-0 | 0-0 | 0 | 0 | 0 |
| Walker | 31 | 16 | 15 | 3-23 | 0-0 | 0 | 1 | 0 |
| 15 Robbins | 29 | 24 | 5 | 0-0 | 1-35 | 11 | 0 | 0 |
| 16 Mills | 23 | 16 | 7 | 3-26 | 0-0 | 1 | 1 | 0 |
| 17 Lucas | 15 | 8 | 7 | 0-0 | 0-0 | 1 | 0 | 0 |
| 18 Sochia | 12 | 10 | 2 | 1-6 | 0-0 | 0 | 0 | 1 |
| 19 Lang | 10 | 4 | 6 | 0-0 | 1-30 | 4 | 0 | 0 |
| 20 Carreker | 6 | 0 | 6 | 0-0 | 0-0 | 0 | 0 | 0 |
| 21 Montgomery | 5 | 3 | 2 | 0-0 | 0-0 | 0 | 1 | 1 |
| 22 Haliburton | 2 | 0 | 2 | 0-0 | 0-0 | 0 | 0 | 0 |
| 23 Kartz | 0 | 0 | 0 | 0-0 | 0-0 | 0 | 0 | 1 |
| Szymanski | 0 | 0 | 0 | 0-0 | 0-0 | 1 | 0 | 0 |
| TOTALS | 1,270 | 755 | 515 | 52-363 | 23-379 | 100 | 13 | 10 |

1991 GAMES STARTED

| OFFENSE | DEFENSE |
|---------------------|--------------------------|
| QB Elway, John | 16 DE Carreker, Alphonso |
| RB Green, Gaston | 12 DE Holmes, Ron |
| RB Lewis, Greg | 4 DE Powers, Warren |
| FB Perryman, Robert | 7 DE Sochia, Brian |
| WR Jackson, Mark | 10 DE Walker, Kenny |
| WR Russell, Derek | 5 NT Kragen, Greg |
| WR Sewell, Steve | 1 LB Brooks, Michael |
| WR Young, Michael | 13 LB Croel, Mike |
| TE Johnson, Reggie | 3 LB Fletcher, Simon |
| TE Kay, Clarence | 16 LB Lucas, Tim |
| TE Sharpe, Shannon | 9 LB Mecklenburg, Karl |
| C Kartz, Keith | 16 LB Mills, Jeff |
| T Davidson, Jeff | 14 LB Traylor, Keith |
| T Hamilton, Darrell | 2 CB Braxton, Tyrone |
| T Lanier, Ken | 16 CB Dimry, Charles |
| G Farrell, Sean | 4 CB Henderson, Wymon |
| G Ker, Crawford | 10 CB Robbins, Randy |
| G Widell, Dave | 2 S Atwater, Steve |
| G Widell, Doug | 16 S Smith, Dennis |

1991 COACHES

Dan Reeves (Head Coach), Marvin Bass (Special Assistant), Barney Chavous (Defensive Assistant), Mo Forte (Running Backs), Chan Gailey (Offensive Coordinator/Wide Receivers), George Henshaw (Offensive Line), Earl Leggett (Defensive Line), Pete Mangurian (Tight Ends/Asst. Offensive Line), Al Miller (Strength/Conditioning), Mike Nolan (Linebackers), Wade Phillips (Defensive Coordinator), Harold Richardson (Special Teams), Mike Shanahan (Quarterbacks), Charlie Waters (Defensive Backs).

1991 LEADERS / RANKINGS

| INDIVIDUAL | PLAYER | NO. | AFC RANK | NFL RANK | NFL LEADER | NO. |
|-----------------|---------------|-------|----------|----------|-----------------|-------|
| Scoring | Treadwell | 112 | 3 | 6 | Lohmiller (WAS) | 149 |
| Rushing | Green | 1,037 | 2 | 6 | Smith (DAL) | 1,563 |
| Passing Yards | Elway | 3,253 | 6 | 8 | Moon (HOU) | 4,690 |
| Passer Rating | Elway | 75.4 | 9 | 19 | Young (SF) | 101.8 |
| Receiving Yards | Young | 629 | 24 | 47 | Irvin (DAL) | 1,523 |
| Receptions | Young | 44 | 29t | 63t | Jeffries (HOU) | 100 |
| Interceptions | Atwater/Smith | 5 | 4t | 8t | Lott (LAR) | 8 |
| Sacks | Fletcher | 13.5 | 2t | 4t | Swilling (NO) | 17.0 |

| OFFENSE | NO. | AFC RANK | NFL RANK | NFL LEADER | NO. |
|----------------------------|-------|----------|----------|---------------|-------|
| Points Per Game | 19.0 | 6 | 12 | Washington | 30.3 |
| Total Yards Per Game | 313.3 | 6 | 12 | Buffalo | 390.8 |
| Yards Per Play | 5.0 | 5t | 12t | San Francisco | 5.9 |
| Rushing Yards Per Game | 125.9 | 5 | 8 | Buffalo | 148.8 |
| Net Passing Yards Per Game | 187.3 | 10 | 17 | Houston | 300.3 |

| DEFENSE | NO. | AFC RANK | NFL RANK | NFL LEADER | NO. |
|----------------------------|-------|----------|----------|--------------|-------|
| Points Per Game | 14.7 | 1 | 3 | New Orleans | 13.2 |
| Total Yards Per Game | 284.3 | 1 | 5 | Philadelphia | 221.8 |
| Yards Per Play | 4.8 | 1t | 4t | Philadelphia | 3.9 |
| Rushing Yards Per Game | 112.1 | 9 | 19 | Philadelphia | 71.0 |
| Net Passing Yards Per Game | 172.2 | 1 | 3 | Philadelphia | 150.8 |

1991 NFL STANDINGS

AFC EAST

| Team | W | L | T | Pct | PF | PA |
|-----------------|----|----|---|------|-----|-----|
| *yz-Buffalo | 13 | 3 | 0 | .813 | 458 | 318 |
| x-New York Jets | 8 | 8 | 0 | .500 | 314 | 293 |
| Miami | 8 | 8 | 0 | .500 | 343 | 349 |
| New England | 6 | 10 | 0 | .375 | 211 | 305 |
| Indianapolis | 1 | 15 | 0 | .063 | 143 | 381 |

1990 FINAL STATISTICS (5-11)

Head Coach: Dan Reeves AFC West: 5th Home Stadium: Mile High Stadium

| Date | W-L | Score | Opponent | Attendance | RUSHING | No. | Yds. | Avg | LG | TD |
|---------|-----|-------|-----------------|------------|------------------|------------|-------------|------------|------------|-----------|
| Sept 9 | L | 9-14 | at L.A. Raiders | 54,206 | Humphrey | 288 | 1202 | 4.2 | 371 | 7 |
| Sept 17 | L | 24-23 | Kansas City | 75,277 | Elway | 50 | 258 | 5.2 | 21 | 3 |
| Sept 23 | W | 34-31 | Seattle (OT) | 75,290 | Winder | 42 | 120 | 2.9 | 19 | 2 |
| Sept 30 | L | 28-29 | at Buffalo | 74,393 | Bratton | 27 | 82 | 3.0 | 10 | 3 |
| Oct 8 | L | 29-30 | Cleveland | 74,814 | Ezor | 23 | 81 | 3.5 | 15 | 0 |
| Oct 14 | L | 17-34 | Pittsburgh | 74,285 | Kubiak | 9 | 52 | 5.8 | 18 | 0 |
| Oct 21 | W | 27-17 | at Indianapolis | 29,850 | Sewell | 17 | 46 | 2.7 | 8 | 3 |
| Nov 4 | L | 22-27 | at Minnesota | 57,331 | Jackson | 5 | 28 | 5.6 | 16t | 1 |
| Nov 11 | L | 7-19 | at San Diego | 59,557 | Porter | 1 | 3 | 3.0 | 3 | 0 |
| Nov 18 | L | 13-16 | Chicago (OT) | 75,013 | BRONCOS | 462 | 1872 | 4.1 | 371 | 19 |
| Nov 22 | L | 27-40 | at Detroit | 73,896 | OPPONENTS | 456 | 1963 | 4.3 | 621 | 16 |
| Dec 2 | L | 20-23 | L.A. Raiders | 74,162 | RECEIVING | No. | Yds | Avg | LG | TD |
| Dec 9 | L | 20-31 | at Kansas City | 74,347 | Jackson | 57 | 926 | 16.2 | 66 | 4 |
| Dec 16 | W | 20-10 | San Diego | 64,919 | Johnson | 54 | 747 | 13.8 | 49 | 3 |
| Dec 23 | L | 12-17 | at Seattle | 55,845 | Kay | 39 | 282 | 9.7 | 22 | 0 |
| Dec 30 | W | 22-13 | Green Bay | 46,943 | Bratton | 29 | 276 | 9.5 | 63 | 1 |

| TEAM STATISTICS | Den | Opp |
|--------------------|---------|---------|
| TOTAL FIRST DOWNS | 323 | 306 |
| Rushing | 126 | 110 |
| Passing | 170 | 181 |
| Penalty | 27 | 15 |
| 3rd Down: Made/Att | 86/207 | 84/195 |
| 3rd Down Pct. | 41.5 | 43.1 |
| 4th Down: Made/Att | 7/14 | 7/12 |
| 4th Down Pct. | 50.0 | 58.3 |
| POSSESSION AVG. | 30:50 | 29:10 |
| TOTAL NET YARDS | 5213 | 5345 |
| Avg. Per Game | 325.8 | 334.1 |
| Total Plays | 1035 | 969 |
| Avg. Per Play | 5.0 | 5.5 |
| NET YARDS RUSHING | 1872 | 1963 |
| Avg. Per Game | 117.0 | 122.7 |
| Total Rushes | 462 | 456 |
| NET YARDS PASSING | 3341 | 3382 |
| Avg. Per Game | 208.8 | 211.4 |
| Sacked/Yards Lost | 46/330 | 34/289 |
| Gross Yards | 3671 | 3671 |
| Att./Completions | 527/305 | 479/284 |
| Completion Pct. | 57.9 | 59.3 |
| Had Intercepted | 18 | 10 |
| PUNTS/AVERAGE | 60/43.5 | 62/41.4 |
| NET PUNTING AVG. | 38.5 | 35.6 |
| PENALTIES/YARDS | 108/775 | 105/824 |
| FUMBLES/BALL LOST | 30/14 | 36/15 |
| TOUCHDOWNS | 36 | 43 |
| Rushing | 19 | 16 |
| Passing | 15 | 22 |
| Returns | 2 | 5 |

| SCORE BY PERIODS | 1 | 2 | 3 | 4 | OT | Total |
|------------------|----|-----|----|-----|----|-------|
| BRONCOS | 87 | 120 | 46 | 75 | 3 | 331 |
| OPPONENTS | 60 | 85 | 96 | 131 | 3 | 374 |

| SCORING | TD | Ru | Pa | Rt | PAT | FG | S | Pts |
|-------------|----|----|----|----|-------|-------|---|-----|
| Treadwell | 0 | 0 | 0 | 0 | 34/36 | 25/34 | 0 | 109 |
| Humphrey | 7 | 7 | 0 | 0 | 0/0 | 0/0 | 0 | 42 |
| Jackson | 5 | 1 | 4 | 0 | 0/0 | 0/0 | 0 | 30 |
| Bratton | 4 | 3 | 1 | 0 | 0/0 | 0/0 | 0 | 24 |
| Young | 4 | 0 | 4 | 0 | 0/0 | 0/0 | 0 | 24 |
| Elway | 3 | 3 | 0 | 0 | 0/0 | 0/0 | 0 | 18 |
| Johnson | 3 | 0 | 3 | 0 | 0/0 | 0/0 | 0 | 18 |
| Sewell | 3 | 3 | 0 | 0 | 0/0 | 0/0 | 0 | 18 |
| Nattiel | 2 | 0 | 2 | 0 | 0/0 | 0/0 | 0 | 12 |
| Winder | 2 | 2 | 0 | 0 | 0/0 | 0/0 | 0 | 12 |
| Mecklenburg | 1 | 0 | 0 | 1 | 0/0 | 0/0 | 1 | 8 |
| Henderson | 1 | 0 | 0 | 1 | 0/0 | 0/0 | 0 | 6 |
| Sharpe | 1 | 0 | 1 | 0 | 0/0 | 0/0 | 0 | 6 |
| Fletcher | 0 | 0 | 0 | 0 | 0/0 | 0/0 | 1 | 2 |
| TEAM | 36 | 19 | 15 | 2 | 34/36 | 25/34 | 3 | 331 |
| BRONCOS | 43 | 16 | 22 | 5 | 38/43 | 26/33 | 0 | 374 |

SACKS: Fletcher 11.0, Mecklenburg 5.0, Powers 4.0, Holmes 3.0, Brooks 2.0, Galloway 2.0, Kragen 2.0, Atwater 1.0, Dennison 1.0, Lucas 1.0, Townsend 1.0. **BRONCOS 34.0, OPPONENTS 46.0.**

| PASSING | Att. | Comp. | Yds. | Cmp. % | Yd./Att. | TD | TD % | Int. | Int. % | LG | Sacked | Rating |
|-----------|------|-------|------|--------|----------|----|------|------|--------|----|--------|--------|
| Elway | 502 | 294 | 3526 | 58.6 | 7.02 | 15 | 3.0 | 14 | 2.8 | 66 | 43/311 | 78.5 |
| Kubiak | 22 | 11 | 145 | 50.0 | 6.59 | 0 | 0.0 | 4 | 18.2 | 36 | 3/19 | 31.6 |
| Humphrey | 2 | 0 | 0 | 0.0 | 0.00 | 0 | 0.0 | 0 | 0.0 | 0 | 0/0 | 39.6 |
| Sewell | 1 | 0 | 0 | 0.0 | 0.00 | 0 | 0.0 | 0 | 0.0 | 0 | 0/0 | 39.6 |
| BRONCOS | 527 | 305 | 3671 | 57.9 | 6.97 | 15 | 2.8 | 18 | 3.4 | 66 | 46/330 | 74.6 |
| OPPONENTS | 479 | 284 | 3671 | 59.3 | 7.66 | 22 | 4.6 | 10 | 2.1 | 90 | 34/289 | 90.0 |

1990 DEFENSIVE STATS

(based on coaches' film review)

| | TT | UT | A | S-YDS | I-YDS | PD | FF | FR |
|---------------|-------|-----|-----|--------|--------|----|----|----|
| 1 Brooks | 175 | 102 | 73 | 2-17 | 0-0 | 2 | 2 | 0 |
| 2 Atwater | 173 | 112 | 61 | 1-5 | 2-32 | 4 | 2 | 0 |
| 3 Mecklenburg | 116 | 67 | 49 | 5-45 | 0-0 | 1 | 0 | 2 |
| 4 Smith, D. | 110 | 63 | 47 | 0-0 | 1-13 | 8 | 1 | 2 |
| 5 Fletcher | 97 | 55 | 42 | 11-90 | 0-0 | 1 | 4 | 1 |
| 6 Henderson | 88 | 57 | 31 | 0-0 | 2-71 | 5 | 0 | 1 |
| 7 Kragen | 81 | 46 | 35 | 2-9 | 0-0 | 5 | 3 | 2 |
| 8 Powers | 77 | 43 | 34 | 4-31 | 0-0 | 1 | 2 | 0 |
| 9 Munford | 70 | 39 | 31 | 0-0 | 0-0 | 0 | 0 | 0 |
| 10 Robbins | 68 | 43 | 25 | 0-0 | 0-0 | 5 | 0 | 2 |
| 11 Montgomery | 53 | 37 | 16 | 0-0 | 2-43 | 6 | 0 | 0 |
| 12 Corrington | 43 | 23 | 20 | 0-0 | 0-0 | 5 | 1 | 1 |
| 13 Holmes | 40 | 27 | 13 | 3-23 | 0-0 | 6 | 1 | 0 |
| 14 Lucas | 32 | 16 | 16 | 1-7 | 0-0 | 0 | 1 | 1 |
| 15 Szymanski | 30 | 13 | 17 | 0-0 | 0-0 | 0 | 0 | 0 |
| 16 Curtis | 24 | 14 | 10 | 0-0 | 0-0 | 0 | 0 | 0 |
| 17 Smith, E. | 23 | 15 | 8 | 0-0 | 0-0 | 3 | 1 | 1 |
| 18 Braxton | 17 | 11 | 6 | 0-0 | 1-10 | 2 | 0 | 0 |
| 19 Galloway | 15 | 11 | 4 | 2-12 | 0-0 | 1 | 0 | 0 |
| Townsend | 15 | 8 | 7 | 1-12 | 0-0 | 1 | 0 | 0 |
| 21 Clark | 9 | 6 | 3 | 0-0 | 0-0 | 0 | 0 | 0 |
| 22 Lang | 8 | 6 | 2 | 0-0 | 1-5 | 3 | 1 | 1 |
| 23 Dennison | 7 | 7 | 0 | 1-10 | 0-0 | 0 | 0 | 0 |
| Haliburton | 7 | 3 | 4 | 0-0 | 0-0 | 0 | 0 | 0 |
| 25 Team | 0 | 0 | 0 | 1-28 | 0-0 | 0 | 0 | 0 |
| Plummer | 0 | 0 | 0 | 0-0 | 1-16 | 1 | 0 | 0 |
| TOTALS | 1,378 | 824 | 554 | 34-289 | 10-190 | 60 | 19 | 14 |

1990 GAMES STARTED

| OFFENSE | | DEFENSE | |
|---------------------|----|----------------------|----|
| QB Elway, John | 16 | DE Holmes, Ron | 10 |
| RB Humphrey, Bobby | 14 | DE Powers, Warren | 16 |
| RB Winder, Sammy | 2 | DE Szymanski, Jim | 6 |
| FB Bratton, Melvin | 3 | NT Kragen, Greg | 16 |
| FB Porter, Kerry | 3 | LB Brooks, Michael | 16 |
| FB Sewell, Steve | 1 | LB Curtis, Scott | 1 |
| WR Jackson, Mark | 15 | LB Fletcher, Simon | 16 |
| WR Johnson, Vance | 13 | LB Lucas, Tim | 5 |
| WR Nattiel, Ricky | 3 | LB Mecklenburg, Karl | 16 |
| WR Sharpe, Shannon | 2 | LB Munford, Marc | 2 |
| WR Young, Michael | 1 | CB Braxton, Tyrone | 15 |
| TE Kay, Clarence | 14 | CB Henderson, Wymon | 2 |
| TE Mobley, Orson | 8 | CB Montgomery, Alton | 4 |
| TE Verhulst, Chris | 1 | CB Robbins, Randy | 9 |
| C Kartz, Keith | 16 | CB Smith, Elliot | 3 |
| T Hamilton, Darrell | 8 | S Atwater, Steve | 15 |
| T Lanier, Ken | 16 | S Corrington, Kip | 1 |
| T Perry, Gerald | 8 | S Smith, Dennis | 15 |
| G Juriga, Jim | 11 | | |
| G Widell, Dave | 5 | | |
| G Widell, Doug | 16 | | |

1990 COACHES

Dan Reeves (Head Coach), Marvin Bass (Special Assistant), Barney Chavous (Defensive Assistant), Mo Forte (Running Backs), Chan Gailey (Offensive Coordinator/Wide Receivers), George Henshaw (Offensive Line), Earl Leggett (Defensive Line), Pete Mangurian (Tight Ends/Asst. Offensive Line), Al Miller (Strength/Conditioning), Mike Nolan (Linebackers), Wade Phillips (Defensive Coordinator), Harold Richardson (Special Teams), Mike Shanahan (Quarterbacks), Charlie Waters (Defensive Backs).

1990 LEADERS / RANKINGS

| INDIVIDUAL | PLAYER | NO. | AFC RANK | NFL RANK | NFL LEADER | NO. |
|----------------------------|-----------------------|-------|----------|----------|---------------|-------|
| Scoring | Treadwell | 109 | 3 | 6 | Lowery (KC) | 139 |
| Rushing | Humphrey | 1,202 | 3 | 5 | Sanders (DET) | 1,304 |
| Passing Yards | Elway | 3,526 | 3 | 5 | Moon (HOU) | 4,689 |
| Passer Rating | Elway | 78.5 | 7 | 14 | Kelly (BUF) | 101.2 |
| Receiving Yards | Jackson | 926 | 8 | 15 | Rice (SF) | 1,502 |
| Receptions | Jackson | 57 | 12 | 24 | Rice (SF) | 100 |
| Interceptions | Henderson/Mont/Ratner | 2 | 33 | 75 | Carrier (CHI) | 10 |
| Sacks | Fletcher | 11 | 10 | 14 | Thomas (KC) | 20 |
| OFFENSE | | NO. | AFC RANK | NFL RANK | NFL LEADER | NO. |
| Points Per Game | | 20.7 | 7 | 16 | Buffalo | 28.8 |
| Total Yards Per Game | | 325.8 | 4 | 8 | Houston | 388.9 |
| Yards Per Play | | 5.0 | 9t | 16t | Houston | 6.2 |
| Rushing Yards Per Game | | 117.0 | 8 | 14 | Philadelphia | 159.8 |
| Net Passing Yards Per Game | | 208.8 | 3 | 7 | Houston | 300.3 |

1990 NFL STANDINGS

| AFC EAST | | | | | | |
|---------------|----|----|---|------|-----|-----|
| Team | W | L | T | Pct | PF | PA |
| *yz-Buffalo | 13 | 3 | 0 | .813 | 428 | 263 |
| x-Miami | 12 | 4 | 0 | .750 | 336 | 242 |
| Indianapolis | 7 | 9 | 0 | .438 | 281 | 353 |
| New York Jets | 6 | 10 | 0 | .375 | 295 | 345 |
| New England | 1 | 15 | 0 | .063 | 181 | 446 |

| AFC CENTRAL | | | | | | |
|--------------|---|----|---|------|-----|-----|
| Team | W | L | T | Pct | PF | PPG |
| y-Cincinnati | 9 | 7 | 0 | .563 | 360 | 352 |
| x-Houston | 9 | 7 | 0 | .563 | 405 | 307 |
| Pittsburgh | 9 | 7 | 0 | .563 | 292 | 240 |
| Cleveland | 3 | 13 | 0 | .188 | 228 | 462 |

| AFC WEST | | | | | | |
|-----------------|----|----|---|------|-----|-----|
| Team | W | L | T | Pct | PF | PA |
| yz-L.A. Raiders | 12 | 4 | 0 | .750 | 337 | 268 |
| x-Kansas City | 11 | 5 | 0 | .688 | 369 | 257 |
| Seattle | 9 | 7 | 0 | .563 | 306 | 286 |
| San Diego | 6 | 10 | 0 | .375 | 315 | 281 |
| Denver | 5 | 11 | 0 | .313 | 331 | 374 |

| NFC EAST | | | | | | | |
|--------------------|----|----|---|------|-----|-----|--|
| Team | W | L | T | Pct | PF | PT | |
| yz-New York Giants | 13 | 3 | 0 | .813 | 335 | 211 | |
| x-Philadelphia | 10 | 6 | 0 | .625 | 396 | 299 | |
| x-Washington | 10 | 6 | 0 | .625 | 381 | 301 | |
| Dallas | 7 | 9 | 0 | .438 | 244 | 308 | |
| Phoenix | 5 | 11 | 0 | .313 | 268 | 396 | |

| NFC CENTRAL | | | | | | |
|-------------|----|----|---|------|-----|-----|
| Team | W | L | T | Pct | PF | PPG |
| y-Chicago | 11 | 5 | 0 | .688 | 348 | 280 |
| Tampa Bay | 6 | 10 | 0 | .375 | 264 | 367 |
| Detroit | 6 | 10 | 0 | .375 | 373 | 413 |
| Green Bay | 6 | 10 | 0 | .375 | 271 | 347 |
| Minnesota | 6 | 10 | 0 | .375 | 351 | 326 |

| NFC WEST | | | | | | |
|-------------------|----|----|---|------|-----|-----|
| Team | W | L | T | Pct | PF | PP |
| *yz-San Francisco | 14 | 2 | 0 | .875 | 353 | 239 |
| x-New Orleans | 8 | 8 | 0 | .500 | 274 | 275 |
| Atlanta | 5 | 11 | 0 | .313 | 348 | 365 |
| L.A. Rams | 5 | 11 | 0 | .313 | 345 | 412 |

x - Playoffs; y - Division Title; z - First-round Bye; * - Home-field Advantage

WILD CARD PLAYOFF GAMES

1/5 - at Miami 17, Kansas City 16
1/5 - Washington 20, at Philadelphia 6
1/6 - at Cincinnati 41, Houston 14
1/6 - at Chicago 16, New Orleans 6

DIVISIONAL PLAYOFF GAMES

1/12 - at Buffalo 44, Miami 34
1/12 - at San Francisco 28, Washington 10
1/13 - at L.A. Raiders 20, Cincinnati 10
1/13 - at New York Giants 31, Chicago 3

CONFERENCE CHAMPIONSHIPS

1/20 - at Buffalo 51, L.A. Raiders 3
1/20 - New York Giants 15, at San Francisco 13

SUPER BOWL XXV (TAMPA, FLA.)

1/27 - New York Giants 20, Buffalo 19

1989 FINAL STATISTICS (11-5)

Head Coach: Dan Reeves AFC West: 1st Home Stadium: Mile High Stadium

| Date | W-L | Score | Opponent | Attendance | RUSHING | No. | Yds. | Avg | LG | TD |
|---------|-----|-------|----------------------|------------|------------------|------------|-------------|------------|-----------|-----------|
| Sept 10 | W | 34-20 | Kansas City | 74,284 | Humphrey | 294 | 1151 | 3.9 | 40 | 7 |
| Sept 18 | W | 28-18 | at Buffalo | 78,176 | Winder | 110 | 351 | 3.2 | 16 | 2 |
| Sept 24 | W | 31-21 | L.A. Raiders | 75,754 | Elway | 48 | 244 | 5.1 | 31 | 3 |
| Oct 1 | W | 13-16 | at Cleveland | 78,637 | Alexander | 45 | 146 | 3.2 | 11 | 2 |
| Oct 8 | W | 16-10 | San Diego | 75,222 | Bratton | 30 | 108 | 3.6 | 9 | 1 |
| Oct 15 | W | 14-3 | Indianapolis | 74,680 | Sewell | 7 | 44 | 6.3 | 10 | 0 |
| Oct 22 | W | 24-21 | at Seattle (OT) | 82,353 | Kubiak | 15 | 35 | 2.3 | 10 | 0 |
| Oct 29 | L | 24-28 | Philadelphia | 75,065 | Jackson | 5 | 13 | 2.6 | 8 | 0 |
| Nov 5 | W | 34-7 | Pittsburgh | 74,739 | BRONCOS | 554 | 2092 | 3.8 | 40 | 15 |
| Nov 12 | W | 16-13 | at Kansas City | 76,245 | OPPONENTS | 426 | 1580 | 3.7 | 24 | 10 |
| Nov 20 | W | 14-10 | at Washington | 52,975 | | | | | | |
| Nov 26 | W | 41-14 | Seattle | 75,117 | RECEIVING | No. | Yds. | Avg | LG | TD |
| Dec 3 | L | 13-16 | at L.A. Raiders (OT) | 87,560 | Johnson | 76 | 1095 | 14.4 | 69 | 7 |
| Dec 10 | L | 7-14 | N.Y. Giants | 63,283 | Jackson | 28 | 446 | 15.9 | 49 | 2 |
| Dec 16 | W | 37-0 | at Phoenix | 56,071 | Sewell | 25 | 416 | 16.6 | 56 | 3 |
| Dec 24 | L | 16-19 | at San Diego | 50,524 | Young | 22 | 402 | 18.3 | 47 | 2 |

| TEAM STATISTICS | Den | Opp |
|--------------------|---------|---------|
| TOTAL FIRST DOWNS | 308 | 246 |
| Rushing | 125 | 90 |
| Passing | 163 | 142 |
| Penalty | 20 | 14 |
| 3rd Down: Made/Att | 111/240 | 73/216 |
| 3rd Down Pct. | 46.3 | 33.8 |
| 4th Down: Made/Att | 2/9 | 12/24 |
| 4th Down Pct. | 22.2 | 50.0 |
| POSSESSION AVG. | 32:17 | 27:43 |
| TOTAL NET YARDS | 5093 | 4407 |
| Avg. Per Game | 318.3 | 275.4 |
| Total Plays | 1071 | 977 |
| Avg. Per Play | 4.8 | 4.5 |
| NET YARDS RUSHING | 2092 | 1580 |
| Avg. Per Game | 130.8 | 98.8 |
| Total Rushes | 554 | 426 |
| NET YARDS PASSING | 3001 | 2827 |
| Avg. Per Game | 187.6 | 176.7 |
| Sacked/Yards Lost | 43/351 | 47/374 |
| Gross Yards | 3352 | 3201 |
| Att./Completions | 474/256 | 504/268 |
| Completion Pct. | 54.0 | 53.2 |
| Had Intercepted | 20 | 21 |
| PUNTS/AVERAGE | 80/39.8 | 84/41.0 |
| NET PUNTING AVG. | 33.7 | 35.0 |
| PENALTIES/YARDS | 83/594 | 102/823 |
| FUMBLES/BALL LOST | 26/12 | 43/22 |
| TOUCHDOWNS | 40 | 25 |
| Rushing | 15 | 10 |
| Passing | 21 | 13 |
| Returns | 2 | 2 |

| SCORE BY PERIODS | 1 | 2 | 3 | 4 | OT | Total |
|------------------|----|-----|----|-----|----|-------|
| BRONCOS | 84 | 114 | 57 | 104 | 3 | 362 |
| OPPONENTS | 44 | 53 | 50 | 76 | 3 | 226 |

| SCORING | TD | Ru | Pa | Rt | PAT | FG | S | PTS |
|------------------|-----------|-----------|-----------|----------|--------------|--------------|----------|------------|
| Treadwell | 0 | 0 | 0 | 0 | 39/40 | 27/33 | 0 | 120 |
| Humphrey | 8 | 7 | 1 | 0 | 0/0 | 0/0 | 0 | 48 |
| Johnson | 7 | 0 | 7 | 0 | 0/0 | 0/0 | 0 | 42 |
| Bratton | 4 | 1 | 3 | 0 | 0/0 | 0/0 | 0 | 24 |
| Elway | 3 | 3 | 0 | 0 | 0/0 | 0/0 | 0 | 18 |
| Sewell | 3 | 0 | 3 | 0 | 0/0 | 0/0 | 0 | 18 |
| Alexander | 2 | 2 | 0 | 0 | 0/0 | 0/0 | 0 | 12 |
| Jackson | 2 | 0 | 2 | 0 | 0/0 | 0/0 | 0 | 12 |
| Kay | 2 | 0 | 2 | 0 | 0/0 | 0/0 | 0 | 12 |
| Winder | 2 | 2 | 0 | 0 | 0/0 | 0/0 | 0 | 12 |
| Young | 2 | 0 | 2 | 0 | 0/0 | 0/0 | 0 | 12 |
| Braxton | 1 | 0 | 0 | 1 | 0/0 | 0/0 | 0 | 6 |
| Kragen | 1 | 0 | 0 | 1 | 0/0 | 0/0 | 0 | 6 |
| Mecklenburg | 1 | 0 | 0 | 1 | 0/0 | 0/0 | 0 | 6 |
| Nattiel | 1 | 0 | 1 | 0 | 0/0 | 0/0 | 0 | 6 |
| Robbins | 1 | 0 | 0 | 1 | 0/0 | 0/0 | 0 | 6 |
| Brooks | 0 | 0 | 0 | 0 | 0/0 | 0/0 | 1 | 2 |
| BRONCOS | 40 | 15 | 21 | 4 | 39/40 | 27/33 | 1 | 362 |
| OPPONENTS | 25 | 10 | 13 | 2 | 25/25 | 17/27 | 0 | 226 |

SACKS: Fletcher 12, Holmes 9, Mecklenburg 7.5, Carreker 5.5, Powers 3, Kragen 2, Lucas 2, Townsend 2, Brooks 1, Dennison 1, McCullough 1, Munford 1, **BRONCOS 43.0, OPPONENTS 47.0.**

| PASSING | Att. | Comp. | Yds. | Cmp. % | Yd./Att. | TD | TD% | Int. | Int. % | LG | Sacked | Rating |
|------------------|------------|------------|-------------|-------------|-------------|-----------|------------|-----------|------------|-----------|---------------|-------------|
| Elway | 416 | 223 | 3051 | 53.6 | 7.33 | 18 | 4.3 | 18 | 4.3 | 69 | 35/298 | 73.7 |
| Kubiak | 55 | 32 | 284 | 58.2 | 5.16 | 2 | 3.6 | 2 | 3.6 | 22 | 8/53 | 69.1 |
| Humphrey | 2 | 1 | 17 | 50.0 | 8.50 | 1 | 50.0 | 0 | 0.0 | 17 | 0/0 | 118.8 |
| Johnson | 1 | 0 | 0 | 0.0 | 0.00 | 0 | 0.0 | 0 | 0.0 | 0 | 0/0 | 39.6 |
| BRONCOS | 474 | 256 | 3352 | 54.0 | 7.07 | 21 | 4.4 | 20 | 4.2 | 69 | 43/351 | 73.7 |
| OPPONENTS | 504 | 268 | 3201 | 53.2 | 6.35 | 13 | 2.6 | 21 | 4.2 | 75 | 47/374 | 64.1 |

TREDDWELL: (41G, 29G) (22G, 33G, 46G, 24G) (38G) (21G, 26G) (46G, 18G, 54N, 27G) (1) (46N, 46N, 27N, 27G) (18G) (26G, 26G) (18G, 27G, 26G) (1) (30G, 25G) (34G, 35G, 42N) (1) (38G, 33G, 35G) (43N, 24G)

OPPONENTS: (41G, 54N, 23G) (43N) (1) (47N, 36G, 48G, 24N, 48G) (39G) (49N, 55G) (40N) (41N) (1) (39G, 42G) (38N, 32G) (1) (37G, 46G, 26G) (47N) (1) (52N, 22G, 41G, 53G, 45G)

1989 DEFENSIVE STATS

(based on coaches' film review)

| | TT | UT | A | S-YDS | I-YDS | PD | FF | FR |
|---------------|--------------|------------|------------|---------------|---------------|-----------|-----------|-----------|
| 1 Mecklenburg | 143 | 83 | 60 | 7.5-79 | 0-0 | 3 | 2 | 4 |
| 2 Atwater | 129 | 86 | 43 | 0-0 | 3-34 | 10 | 0 | 1 |
| 3 Brooks | 123 | 66 | 57 | 1-9 | 0-0 | 2 | 1 | 2 |
| 4 Braxton | 111 | 77 | 34 | 0-0 | 6-103 | 14 | 2 | 2 |
| 5 Dennison | 106 | 45 | 61 | 1-6 | 1-1 | 1 | 2 | 1 |
| 6 Fletcher | 105 | 61 | 44 | 12-79 | 0-0 | 2 | 3 | 1 |
| 7 Munford | 98 | 54 | 44 | 1-5 | 2-16 | 2 | 0 | 1 |
| 8 Smith | 82 | 47 | 35 | 0-0 | 2-78 | 11 | 6 | 3 |
| 9 Henderson | 76 | 47 | 29 | 0-0 | 3-58 | 13 | 0 | 0 |
| 10 Kragen | 72 | 43 | 29 | 2-13 | 0-0 | 2 | 0 | 4 |
| 11 Carreker | 65 | 36 | 29 | 5.5-34 | 0-0 | 1 | 3 | 0 |
| 12 Holmes | 48 | 32 | 16 | 9-87 | 0-0 | 4 | 2 | 0 |
| 13 Townsend | 40 | 26 | 14 | 2-13 | 0-0 | 0 | 2 | 2 |
| 14 Robbins | 37 | 25 | 12 | 0-0 | 2-18 | 8 | 0 | 1 |
| 15 Corrington | 26 | 17 | 9 | 0-0 | 1-8 | 5 | 1 | 0 |
| 16 Curtis | 23 | 12 | 11 | 0-0 | 0-0 | 0 | 0 | 0 |
| 17 Powers | 19 | 7 | 12 | 3-30 | 0-0 | 0 | 1 | 0 |
| 18 Haynes | 18 | 13 | 5 | 0-0 | 0-0 | 3 | 0 | 0 |
| 19 Carrington | 16 | 11 | 5 | 0-0 | 1-2 | 1 | 0 | 0 |
| 20 Lucas | 6 | 5 | 1 | 2-22 | 0-0 | 1 | 0 | 0 |
| 21 Klosterman | 3 | 1 | 2 | 0-0 | 0-0 | 0 | 0 | 0 |
| 22 McCullough | 2 | 2 | 0 | 1-0 | 0-0 | 0 | 0 | 0 |
| Henke | 2 | 0 | 2 | 0-0 | 0-0 | 0 | 0 | 0 |
| TOTALS | 1,350 | 796 | 554 | 47-377 | 21-318 | 83 | 25 | 22 |

1989 GAMES STARTED

| OFFENSE | DEFENSE |
|--------------------|--------------------------|
| QB Elway, John | 15 DE Carreker, Alphonso |
| QB Kubiak, Gary | 1 DE Holmes, Ron |
| RB Humphrey, Bobby | 12 DE Powers, Warren |
| RB Sewell, Steve | 3 DE Townsend, Andre |
| RB Winder, Sammy | 2 NT Kragen, Greg |
| FB Alexander, Jeff | 6 LB Brooks, Michael |
| FB Bratton, Mevin | 3 LB Dennison, Rick |
| FB Kelly, Pat | 1 LB Fletcher, Simon |
| WR Jackson, Mark | 16 LB Mecklenburg, Karl |
| WR Johnson, Vance | 16 LB Munford, Marc |
| TE Kay, Clarence | 16 CB Braxton, Tyrone |
| TE Mobley, Orson | 5 CB Henderson, Wymon |
| C Kartz, Keith | 16 S Atwater, Steve |
| T Lanier, Ken | 16 S Robbins, Randy |
| T Perry, Gerald | 15 S Smith, Dennis |
| G Bishop, Keith | 7 |
| G Juriga, Jim | 16 |
| G Widell, Doug | 10 |

1989 COACHES

Dan Reeves (Head Coach), Marvin Bass (Special Assistant), Barney Chavous (Asst. Strength and Conditioning), Mo Forte (Running Backs), Chan Gailey (Offensive Coordinator/Wide Receivers), George Henshaw (Offensive Line), Earl Leggett (Defensive Line), Pete Mangurian (Tight Ends/Asst. Offensive Line), Al Miller (Strength/Conditioning), Mike Nolan (Linebackers), Wade Phillips (Defensive Coordinator), Harold Richardson (Special Teams), Charlie Waters (Defensive Backs).

1989 LEADERS / RANKINGS

| INDIVIDUAL | PLAYER | NO. | AFC RANK | NFL RANK | NFL LEADER | NO. |
|----------------------------|-----------|-------|----------|----------|----------------|-------|
| Scoring | Treadwell | 120 | 1 | 3t | Cofer (SF) | 138 |
| Rushing | Humphrey | 1,151 | 5 | 8 | Okoye (KC) | 1,480 |
| Passing Yards | Elway | 3,051 | 8 | 16 | Majkowski (GB) | 4,318 |
| Passer Rating | Elway | 73.7 | 9 | 17 | Montana (SF) | 112.4 |
| Receiving Yards | Johnson | 1,095 | 5 | 15 | Rice (SF) | 1,483 |
| Receptions | Johnson | 76 | 9 | 17 | Sharpe (GB) | 90 |
| Interceptions | Braxton | 6 | 5t | 7 | Wright (CLE) | 9 |
| Sacks | Fletcher | 12 | 4 | 11 | Doleman (MIN) | 21 |
| OFFENSE | | NO. | AFC RANK | NFL RANK | NFL LEADER | NO. |
| Points Per Game | | 22.6 | 4 | 7 | San Francisco | 27.6 |
| Total Yards Per Game | | 318.3 | 7 | 15 | San Francisco | 391.8 |
| Yards Per Play | | 4.8 | 11 | 19 | San Francisco | 6.1 |
| Rushing Yards Per Game | | 130.4 | 4 | 6 | Cincinnati | 155.2 |
| Net Passing Yards Per Game | | 187.6 | 11 | 23 | Washington | 271.8 |
| DEFENSE | | NO. | AFC RANK | NFL RANK | NFL LEADER | NO. |
| Points Per Game | | 14.1 | 1 | 1 | Denver | 14.1 |
| Total Yards Per Game | | 275.5 | 2 | 3 | Minnesota | 261.5 |
| Yards Per Play | | 4.5 | 1 | 2 | Minnesota | 4.1 |
| Rushing Yards Per Game | | 98.1 | 1 | 6 | New Orleans | 82.9 |
| Net Passing Yards Per Game | | 176.7 | 2 | 3 | Kansas City | 176.3 |

1989 NFL STANDINGS

AFC EAST

| Team | W | L | T | Pct | PF | PA |
|---------------|---|----|---|------|-----|-----|
| y-Buffalo | 9 | 7 | 0 | .563 | 409 | 317 |
| Indianapolis | 8 | 8 | 0 | .500 | 298 | 301 |
| Miami | 8 | 8 | 0 | .500 | 331 | 379 |
| New England | 5 | 11 | 0 | .313 | 297 | 391 |
| New York Jets | 4 | 12 | 0 | .250 | 253 | 411 |

AFC CENTRAL

| Team | W | L | T | Pct | PF | PF |
|--------------|---|---|---|------|-----|-----|
| y-Cleveland | 9 | 6 | 1 | .594 | 334 | 254 |
| x-Houston | 9 | 7 | 0 | .563 | 365 | 412 |
| x-Pittsburgh | 9 | 7 | 0 | .563 | 265 | 326 |
| Cincinnati | 8 | 8 | 0 | .500 | 404 | 285 |

AFC WEST

| Team | W | L | T | Pct | PF | PF |
|------------------|-----------|----------|----------|-------------|------------|------------|
| *y-Denver | 11 | 5 | 0 | .688 | 362 | 226 |
| Kansas City | 8 | 7 | 1 | .531 | 318 | 286 |
| L.A. Raiders | 8 | 8 | 0 | .500 | 315 | 297 |
| Seattle | 7 | 9 | 0 | .438 | 241 | 327 |
| San Diego | 6 | 10 | 0 | .375 | 266 | 290 |

NFC EAST

| Team | W | L | T | Pct | PF | PF |
|-------------------|----|----|---|------|-----|-----|
| y-New York Giants | 12 | 4 | 0 | .750 | 348 | 252 |
| x-Philadelphia | 11 | 5 | 0 | .688 | 342 | 274 |
| Washington | 10 | 6 | 0 | .625 | 386 | 308 |
| Phoenix | 5 | 11 | 0 | .313 | 258 | 377 |
| Dallas | 1 | 15 | 0 | .063 | 204 | 393 |

NFC CENTRAL

| Team | W | L | T | Pct | PF | PF |
|-------------|----|----|---|------|-----|-----|
| y-Minnesota | 10 | 6 | 0 | .625 | 351 | 275 |
| Green Bay | 10 | 6 | 0 | .625 | 362 | 356 |
| Detroit | 7 | 9 | 0 | .438 | 312 | 364 |
| Chicago | 6 | 10 | 0 | .375 | 358 | 377 |
| Tampa Bay | 5 | 11 | 0 | .313 | 320 | 419 |

NFC WEST

| Team | W | L | T | Pct | PF | PF |
|------------------|----|----|---|------|-----|-----|
| *y-San Francisco | 14 | 2 | 0 | .875 | 442 | 253 |
| x-L.A. Rams | 11 | 5 | 0 | .688 | 426 | 344 |
| New Orleans | 9 | 7 | 0 | .563 | 386 | 301 |
| Atlanta | 3 | 13 | 0 | .188 | 279 | 437 |

x - Wild Card Qualifier; y - Division Title; * - Home-field Advantage

1988 FINAL STATISTICS (8-8)

Head Coach: Dan Reeves AFC West: 2nd Home Stadium: Mile High Stadium

| Date | W-L | Score | Opponent | Attendance | RUSHING | No. | Yds. | Avg | Long | TD |
|---------|-----|-------|-----------------------|------------|-------------------|-----|------|------|------|----|
| Sept 4 | L | 14-21 | Seattle | 75,986 | Dorsett | 181 | 703 | 3.8 | 28 | 5 |
| Sept 11 | W | 34-3 | San Diego | 75,339 | Winder | 149 | 543 | 3.6 | 35 | 4 |
| Sept 18 | L | 13-20 | at Kansas City | 63,288 | Elway | 54 | 234 | 4.3 | 26 | 1 |
| Sept 26 | L | 27-30 | L.A. Raiders (OT) | 75,964 | Sewell | 32 | 135 | 4.2 | 26 | 1 |
| Oct 2 | W | 12-0 | at San Diego | 55,763 | Kubiak | 17 | 65 | 3.8 | 13 | 0 |
| Oct 9 | W | 16-13 | at San Francisco (OT) | 61,711 | Nattiel | 5 | 51 | 10.2 | 29 | 0 |
| Oct 16 | W | 30-14 | Atlanta | 75,287 | Willhite | 13 | 39 | 3.0 | 7 | 2 |
| Oct 23 | L | 21-39 | at Pittsburgh | 49,811 | Bell | 9 | 36 | 4.0 | 6 | 0 |
| Oct 31 | L | 23-55 | at Indianapolis | 60,544 | Jackson | 1 | 5 | 5.0 | 5 | 0 |
| Nov 6 | W | 17-11 | Kansas City | 74,227 | Johnson, J. | 1 | 3 | 3.0 | 3 | 0 |
| Nov 13 | W | 30-7 | Cleveland | 75,806 | Johnson, V. | 1 | 1 | 1.0 | 1 | 0 |
| Nov 20 | L | 0-42 | at New Orleans | 68,075 | Thomas | 1 | 0 | 0.0 | 0 | 0 |
| Nov 27 | W | 35-24 | L.A. Rams | 74,141 | BRONCOS OPPONENTS | 464 | 1815 | 3.9 | 35 | 13 |
| Dec 4 | L | 20-21 | at L.A. Raiders | 65,561 | | 552 | 2538 | 4.6 | 64 | 21 |
| Dec 11 | L | 14-42 | at Seattle | 62,838 | RECEIVING | No. | Yds | Avg | Long | TD |
| Dec 17 | W | 21-10 | New England | 70,910 | Johnson, V. | 68 | 896 | 13.2 | 86 | 5 |

| TEAM STATISTICS | Den | Opp |
|----------------------------|---------|---------|
| TOTAL FIRST DOWNS | 338 | 316 |
| Rushing | 106 | 140 |
| Passing | 196 | 161 |
| Penalty | 36 | 15 |
| Third-Down Made/Att. | 85/210 | 81/214 |
| Third-Down Efficiency | 40% | 38% |
| Fourth-Down Made/Att. | 4/13 | 9/18 |
| Fourth-Down Efficiency | 31% | 50% |
| TOTAL NET YARDS | 5506 | 5471 |
| Avg. Per Game | 344.1 | 341.9 |
| Total Plays | 1077 | 1055 |
| Avg. Gain Per Play | 5.1 | 5.2 |
| NET YARDS RUSHING | 1815 | 2538 |
| Avg. Per Game | 113.4 | 158.6 |
| Total Rushes | 464 | 552 |
| Avg. Per Rush | 3.9 | 4.6 |
| NET YARDS PASSING | 3691 | 2933 |
| Avg. Per Game | 230.7 | 183.3 |
| Sacked/Yards Lost | 32/250 | 36/235 |
| Gross Yards | 3941 | 3168 |
| Att./Completions | 581/324 | 467/262 |
| Completion Pct. | 56% | 56% |
| Had Intercepted | 22 | 16 |
| Avg. per Pass Play | 6.0 | 5.8 |
| PUNTS/AVERAGE | 68/43.8 | 84/43.4 |
| NET PUNTING AVG | 37.9 | 36.3 |
| TOTAL RETURN YARDAGE | 1842 | 1673 |
| Punt Returns/Average | 53/8.5 | 33/11.0 |
| Kickoff Returns/Average | 58/20.7 | 52/19.9 |
| Intercept. Ret./Average | 16/12.5 | 22/15.6 |
| PENALTIES/YARDS | 84/717 | 116/956 |
| FUMBLES/BALL LOST | 34/12 | 23/13 |
| TOUCHDOWNS | 37 | 41 |
| Rushing | 13 | 21 |
| Passing | 24 | 18 |
| Returns | 0 | 2 |
| Extra Points Made/Attempts | 36/37 | 41/41 |
| Field Goals Made/Attempts | 23/26 | 21/27 |
| TOTAL POINTS | 327 | 352 |

| SCORE BY PERIODS | 1 | 2 | 3 | 4 | OT | Total |
|------------------|----|-----|----|----|----|-------|
| BRONCOS | 43 | 127 | 64 | 90 | 3 | 327 |
| OPPONENTS | 85 | 112 | 96 | 56 | 3 | 352 |

| SCORING | TD | Ru | Pa | Rt | PAT | FG | S | PTS |
|-----------|----|----|----|----|-------|-------|---|-----|
| Karlis | 0 | 0 | 0 | 0 | 36/37 | 23/36 | 0 | 105 |
| Sewell | 6 | 1 | 5 | 0 | 0/0 | 0/0 | 0 | 36 |
| Jackson | 6 | 0 | 6 | 0 | 0/0 | 0/0 | 0 | 36 |
| Dorsett | 5 | 5 | 0 | 0 | 0/0 | 0/0 | 0 | 30 |
| Winder | 5 | 4 | 1 | 0 | 0/0 | 0/0 | 0 | 30 |
| Johnson | 5 | 0 | 5 | 0 | 0/0 | 0/0 | 0 | 30 |
| Kay | 4 | 0 | 4 | 0 | 0/0 | 0/0 | 0 | 24 |
| Willhite | 2 | 2 | 0 | 0 | 0/0 | 0/0 | 0 | 12 |
| Mobley | 2 | 0 | 2 | 0 | 0/0 | 0/0 | 0 | 12 |
| Elway | 1 | 1 | 0 | 0 | 0/0 | 0/0 | 0 | 6 |
| Nattiel | 1 | 0 | 1 | 0 | 0/0 | 0/0 | 0 | 6 |
| BRONCOS | 37 | 13 | 24 | 0 | 36/37 | 23/36 | 0 | 327 |
| OPPONENTS | 41 | 21 | 18 | 2 | 41/41 | 21/27 | 1 | 352 |

| PASSING | Att. | Comp. | Yds. | Cmp.% | Yd./Att. | TD | TD% | Int. | Int.% | LG | Tkd/Yds | Rtg. |
|-----------|------|-------|------|-------|----------|----|------|------|-------|-----|---------|-------|
| Elway | 496 | 274 | 3309 | 55.2 | 6.67 | 17 | 3.4 | 19 | 3.8 | 86 | 30/237 | 71.3 |
| Kubiak | 69 | 43 | 497 | 62.3 | 7.20 | 5 | 7.2 | 3 | 4.3 | 68t | 2/13 | 90.0 |
| Karcher | 12 | 6 | 128 | 50.0 | 10.67 | 1 | 8.3 | 0 | 0.0 | 74 | 0/0 | 115.8 |
| Dorsett | 2 | 1 | 7 | 50.0 | 3.50 | 1 | 50.0 | 0 | 0.0 | 17 | 0/0 | 97.8 |
| Sewell | 1 | 0 | 0 | 0.0 | 0.00 | 0 | 0.0 | 0 | 0.0 | 0 | 0/0 | 39.5 |
| Nattiel | 1 | 0 | 0 | 0.0 | 0.00 | 0 | 0.0 | 0 | 0.0 | 0 | 0/0 | 39.5 |
| BRONCOS | 581 | 324 | 3941 | 55.8 | 6.78 | 24 | 4.1 | 22 | 3.8 | 86 | 32/250 | 74.6 |
| OPPONENTS | 467 | 262 | 3168 | 56.1 | 6.78 | 18 | 3.9 | 16 | 3.4 | 55 | 36/235 | 75.8 |

1988 DEFENSIVE STATS

(based on coaches' film review)

| | TT | UT | A | S-YDS | I-YDS | PD | FF | FR |
|----------------|-------|-------|-----|--------|--------|----|----|----|
| 1 Kragen | 140 | 101 | 39 | 2.5-21 | 0-0 | 4 | 0 | 1 |
| 2 Dennison | 133 | 86 | 47 | 0.5-1 | 1-29 | 2 | 1 | 2 |
| 3 Harden | 132 | 93 | 39 | 0-0 | 4-36 | 10 | 0 | 0 |
| 4 Ryan | 130 | 87 | 43 | 3.5-13 | 0-0 | 1 | 1 | 2 |
| 5 Fletcher | 115 | 79 | 36 | 9-43 | 1-4 | 6 | 1 | 1 |
| 6 Townsend | 113 | 64 | 49 | 5-35 | 0-0 | 2 | 0 | 1 |
| 7 Smith | 106 | 83 | 23 | 1-7 | 0-0 | 3 | 2 | 3 |
| 8 Mecklenburg | 102 | 78 | 24 | 1.5-8 | 0-0 | 1 | 0 | 0 |
| 9 Haynes | 84 | 71 | 13 | 1-6 | 1-0 | 8 | 1 | 0 |
| 10 Bowyer | 82 | 50 | 32 | 1-4 | 1-1 | 2 | 3 | 0 |
| 11 Robbins | 76 | 67 | 9 | 2-19 | 2-66 | 6 | 0 | 1 |
| 12 Jones | 67 | 35 | 32 | 5-37 | 0-0 | 1 | 1 | 0 |
| 13 Castille | 61 | 57 | 4 | 0-0 | 3-51 | 9 | 0 | 0 |
| 14 Brooks | 49 | 39 | 10 | 0-0 | 0-0 | 1 | 0 | 1 |
| 15 Gilbert | 42 | 30 | 12 | 1-11 | 0-0 | 2 | 0 | 0 |
| 16 Braxton | 39 | 28 | 11 | 1-7 | 2-6 | 5 | 0 | 0 |
| 17 Wilson | 37 | 29 | 8 | 2-12 | 1-7 | 4 | 0 | 2 |
| 18 Klostermann | 27 | 17 | 10 | 0-0 | 0-0 | 1 | 0 | 0 |
| 19 Knight | 15 | 11 | 4 | 0-0 | 0-0 | 0 | 0 | 0 |
| 20 Guidry | 5 | 3 | 2 | 0-0 | 0-0 | 1 | 0 | 0 |
| 21 Plummer | 3 | 3 | 0 | 0-0 | 0-0 | 0 | 0 | 0 |
| 22 Lucas | 1 | 1 | 0 | 0-0 | 0-0 | 0 | 0 | 0 |
| 23 Bryan, S. | 0 | 0 | 0 | 0-0 | 0-0 | 0 | 0 | 1 |
| TOTALS | 1,559 | 1,112 | 447 | 36-224 | 16-200 | 69 | 10 | 15 |

1988 GAMES STARTED

| OFFENSE | | DEFENSE | |
|----------------------|----|-----------------------|----|
| QB Elway, John | 15 | DE Bowyer, Walt | 10 |
| QB Kubiak, Gary | 1 | DE Gilbert, Freddie | 6 |
| RB Dorsett, Tony | 12 | DE Townsend, Andre | 16 |
| RB Sewell, Steve | 3 | NT Kragen, Greg | 16 |
| RB Willhite, Gerald | 1 | LB Brooks, Michael | 4 |
| RB Winder, Sammy | 12 | LB Dennison, Rick | 16 |
| WR Jackson, Mark | 4 | LB Fletcher, Simon | 16 |
| WR Johnson, Vance | 13 | LB Klostermann, Bruce | 4 |
| WR Nattiel, Ricky | 11 | LB Mecklenburg, Karl | 10 |
| TE Kay, Clarence | 14 | LB Ryan, Jim | 14 |
| TE Mobley, Orson | 10 | CB Castille, Jeremiah | 15 |
| C Bryan, Billy | 16 | CB Haynes, Mark | 15 |
| T Juriga, Jim | 15 | CB Wilson, Steve | 2 |
| T Lanier, Ken | 16 | S Harden, Mike | 16 |
| T Studdard, Dave | 4 | S Robbins, Randy | 6 |
| G Bishop, Keith | 10 | S Smith, Dennis | 10 |
| G Humphries, Stephan | 1 | | |
| G Kartz, Keith | 12 | | |
| G Perry, Gerald | 6 | | |

1988 COACHES

Dan Reeves (Head Coach), Marvin Bass (Special Assistant), Rubin Carter (Asst. Defensive Line), Joe Collier (Asst. Head Coach/Defense), Mo Forte (Running Backs), Chan Gailey (Quarterbacks), George Henshaw (Offensive Line), Stan Jones (Defensive Line), Larry Kennan (Wide Receivers), Pete Mangurian (Tight Ends/Asst. Offensive Line), Al Miller (Strength/Conditioning), Myrel Moore (Linebackers), Mike Nolan (Spec. Team/Asst. LBs), Charlie Waters (Spec. Teams/Asst. Defensive Backs), Charlie West (Defensive Backs).

1988 LEADERS / RANKINGS

| INDIVIDUAL | PLAYER | NO. | AFC RANK | NFL RANK | NFL LEADER | NO. |
|----------------------------|----------|-------|----------|----------|-----------------|-------|
| Scoring | Karlis | 105 | 6t | 10t | Norwood (BUF) | 129 |
| Rushing | Dorsett | 703 | 13 | 22 | Dickerson (IND) | 1,659 |
| Passing Yards | Elway | 3,309 | 4 | 8 | Marino (MIA) | 4,434 |
| Passer Rating | Elway | 71.4 | 9 | 18 | Elston (CIN) | 97.4 |
| Receiving Yards | Johnson | 896 | 9 | 15t | Ellard (LAR) | 1,414 |
| Receptions | Johnson | 68 | 6 | 15t | Toon (NYJ) | 93 |
| Interceptions | Harden | 4 | 11t | 23t | Case (ATL) | 10 |
| Sacks | Fletcher | 9 | 6t | 17t | White (PHI) | 18 |
| OFFENSE | | NO. | AFC RANK | NFL RANK | NFL LEADER | NO. |
| Points Per Game | | 20.4 | 8 | 15 | Cincinnati | 28.0 |
| Total Yards Per Game | | 344.1 | 3 | 8 | Cincinnati | 378.6 |
| Yards Per Play | | 5.1 | 5t | 11t | Cincinnati | 6.2 |
| Rushing Yards Per Game | | 113.4 | 11 | 19 | Cincinnati | 169.4 |
| Net Passing Yards Per Game | | 230.7 | 2 | 6 | Miami | 284.8 |

| DEFENSE | NO. | AFC RANK | NFL RANK | NFL LEADER | NO. |
|----------------------------|-------|----------|----------|-------------|-------|
| Points Per Game | 22.0 | 9 | 20 | Cincinnati | 13.4 |
| Total Yards Per Game | 341.9 | 10 | 22 | Chicago | 272.5 |
| Yards Per Play | 5.2 | 9t | 18t | Minnesota | 4.3 |
| Rushing Yards Per Game | 158.6 | 13 | 27 | Chicago | 82.9 |
| Net Passing Yards Per Game | 183.3 | 5 | 7 | Kansas City | 161.9 |

1988 NFL STANDINGS

AFC EAST

| Team | W | L | T | Pct | PF | PA |
|---------------|----|----|---|------|-----|-----|
| y-Buffalo | 12 | 4 | 0 | .750 | 329 | 237 |
| Indianapolis | 9 | 7 | 0 | .563 | 354 | 315 |
| New England | 9 | 7 | 0 | .563 | 250 | 284 |
| New York Jets | 8 | 7 | 1 | .531 | 372 | 354 |
| Miami | 6 | 10 | 0 | .375 | 319 | 380 |

AFC CENTRAL

| Team | W | L | T | Pct | PF | PA |
|---------------|----|----|---|------|-----|-----|
| *y-Cincinnati | 12 | 4 | 0 | .750 | 448 | 329 |
| x-Cleveland | 10 | 6 | 0 | .625 | 304 | 288 |
| x-Houston | 10 | 6 | 0 | .625 | 424 | 365 |
| Pittsburgh | 5 | 11 | 0 | .313 | 336 | 421 |

AFC WEST

| Team | W | L | T | Pct | PF | PA |
|--------------|---|----|---|------|-----|-----|
| y-Seattle | 9 | 7 | 0 | .563 | 339 | 329 |
| Denver | 8 | 8 | 0 | .500 | 327 | 352 |
| L.A. Raiders | 7 | 9 | 0 | .438 | 325 | 369 |
| San Diego | 6 | 10 | 0 | .375 | 231 | 332 |
| Kansas City | 4 | 11 | 1 | .281 | 254 | 320 |

NFC EAST

| Team | W | L | T | Pct | PF | PA |
|-----------------|----|----|---|------|-----|-----|
| y-Philadelphia | 10 | 6 | 0 | .625 | 379 | 319 |
| New York Giants | 10 | 6 | 0 | .625 | 359 | 304 |
| Washington | 7 | 9 | 0 | .438 | 345 | 387 |
| Phoenix | 7 | 9 | 0 | .438 | 344 | 398 |
| Dallas | 3 | 13 | 0 | .188 | 265 | 381 |

NFC CENTRAL

| Team | W | L | T | Pct | PF | PA |
|-------------|----|----|---|------|-----|-----|
| *y-Chicago | 12 | 4 | 0 | .750 | 312 | 215 |
| x-Minnesota | 11 | 5 | 0 | .688 | 406 | 233 |
| Tampa Bay | 5 | 11 | 0 | .313 | 261 | 350 |
| Detroit | 4 | 12 | 0 | .250 | 220 | 313 |
| Green Bay | 4 | 12 | 0 | .250 | 240 | 315 |

NFC WEST

| Team | W | L | T | Pct | PF | PA |
|-----------------|----|----|---|------|-----|-----|
| y-San Francisco | 10 | 6 | 0 | .625 | 369 | 294 |
| x-L.A. Rams | 10 | 6 | 0 | .625 | 407 | 293 |
| New Orleans | 10 | 6 | 0 | .625 | 312 | 283 |
| Atlanta | 5 | 11 | 0 | .313 | 244 | 315 |

x – Wild Card Qualifier; y – Division Title; * – Home-field Advantage

WILD CARD PLAYOFF GAMES

12/26 – Houston 24, at Cleveland 23

12/26 – at Minnesota 28, L.A. Rams 17

DIVISIONAL PLAYOFF GAMES

12/31 – at Cincinnati 21, Seattle 13

12/31 – at Chicago 20, Philadelphia 12

1/1 – at Buffalo 17, Houston 10

1/1 – at San Francisco 34, Minnesota 9

CONFERENCE CHAMPIONSHIPS

1/8 – at Cincinnati 21, Buffalo 10

1/8 – San Francisco 28, Atlanta 3

SUPER BOWL XXIII (Miami)

1/22 – San Francisco 20, Cincinnati 16

x - Wild Card Qualifier; y - Division Title; * - Home-field Advantage

WILD CARD PLAYOFF GAMES

12/26 - at Houston 24, at Cleveland 23
12/26 - at Minnesota 28, L.A. Rams 17

DIVISIONAL PLAYOFF GAMES

12/31 - at Cincinnati 21, Seattle 13
12/31 - at Chicago 20, Philadelphia 12
1/1 - at Buffalo 17, Houston 10
1/1 - at San Francisco 34, Minnesota 9

CONFERENCE CHAMPIONSHIPS

1/8 - at Cincinnati 21, Buffalo 10
1/8 - San Francisco 28, at Chicago 3

SUPER BOWL XXIII (MIAMI)

1/22 - San Francisco 20, Cincinnati 16

1987 FINAL STATISTICS (10-4-1)

Head Coach: Dan Reeves AFC West: 1st Home Stadium: Mile High Stadium

| Date | W-L | Score | Opponent | Attendance |
|---------|-----------|-------|-------------------|------------|
| Sept 13 | W | 40-17 | Seattle | 75,999 |
| Sept 20 | T | 17-17 | at Green Bay (OT) | 67,500 |
| Sept 28 | Cancelled | | at Cleveland | |
| Oct 4 | L | 10-40 | *Houston | 38,494 |
| Oct 12 | W | 30-14 | *L.A. Raiders | 61,230 |
| Oct 18 | W | 26-17 | *at Kansas City | 20,296 |
| Oct 26 | L | 27-34 | at Minnesota | 51,011 |
| Nov 1 | W | 34-0 | Detroit | 75,172 |
| Nov 8 | L | 14-21 | at Buffalo | 63,698 |
| Nov 16 | W | 31-29 | Chicago | 75,783 |
| Nov 22 | W | 23-17 | at L.A. Raiders | 61,318 |
| Nov 29 | W | 31-17 | at San Diego | 61,880 |
| Dec 6 | W | 31-20 | New England | 75,795 |
| Dec 13 | L | 21-28 | at Seattle | 61,759 |
| Dec 19 | W | 20-17 | Kansas City | 75,053 |
| Dec 27 | W | 24-0 | San Diego | 37,500 |

*Replacement Games

| TEAM STATISTICS | Den | Opp |
|----------------------------|---------|---------|
| TOTAL FIRST DOWNS | 331 | 277 |
| Rushing | 132 | 103 |
| Passing | 173 | 148 |
| Penalty | 26 | 26 |
| Third-Down Made/Att. | 106/224 | 64/183 |
| Third-Down Efficiency | 47.3% | 35% |
| Fourth-Down Made/Att. | 6/13 | 5/12 |
| Fourth-Down Efficiency | 46.2% | 41.7% |
| TOTAL NET YARDS | 5624 | 4813 |
| Avg. Per Game | 374.9 | 320.9 |
| Total Plays | 1070 | 941 |
| Avg. Gain Per Play | 5.3 | 5.1 |
| NET YARDS RUSHING | 1970 | 2017 |
| Avg. Per Game | 131.3 | 134.5 |
| Total Rushes | 510 | 454 |
| Avg. Per Rush | 3.9 | 4.4 |
| NET YARDS PASSING | 3654 | 2796 |
| Avg. Per Game | 243.6 | 186.4 |
| Sacked/Yards Lost | 30/220 | 30/240 |
| Gross Yards | 3874 | 3040 |
| Att./Completions | 530/285 | 456/261 |
| Completion Pct. | 53.8 | 57.2 |
| Had Intercepted | 19 | 28 |
| Avg. per Pass Play | 6.9 | 6.1 |
| PUNTS/AVERAGE | 65/39.9 | 75/42.1 |
| NET PUNTING AVG | 31.6 | 33.5 |
| TOTAL RETURN YARDAGE | 1841 | 1954 |
| Punt Returns/Average | 48/10.1 | 34/12.5 |
| Kickoff Returns/Average | 46/20.7 | 61/19.1 |
| Intercept. Ret./Average | 28/14.4 | 19/19.1 |
| PENALTIES/YARDS | 95/812 | 96/785 |
| FUMBLES/BALL LOST | 29/17 | 35/19 |
| TOUCHDOWNS | 45 | 36 |
| Rushing | 24 | 15 |
| Passing | 18 | 15 |
| Returns | 3 | 4 |
| Extra Points Made/Attempts | 44/45 | 32/35 |
| Field Goals Made/Attempts | 21/29 | 14/21 |
| TOTAL POINTS | 379 | 288 |

| SCORE BY PERIODS | 1 | 2 | 3 | 4 | OT | Total |
|------------------|----|-----|----|----|----|-------|
| BRONCOS | 92 | 110 | 79 | 98 | 0 | 379 |
| OPPONENTS | 70 | 110 | 64 | 44 | 0 | 288 |

| SCORING | TD | Ru | Pa | Rt | FG | S | PTS |
|-------------|----|----|----|-----|-------|-------|-------|
| Karlis | 0 | 0 | 0 | 0 | 37/37 | 18/25 | 0 91 |
| Johnson, V. | 7 | 0 | 0 | 0 | 0/0 | 0 | 42 |
| Winder | 7 | 6 | 1 | 0 | 0/0 | 0 | 42 |
| Elway | 4 | 4 | 0 | 0 | 0/0 | 0 | 24 |
| Lang | 4 | 2 | 2 | 0 | 0/0 | 0 | 24 |
| Massie | 4 | 0 | 4 | 0 | 0/0 | 0 | 24 |
| Sewell | 3 | 2 | 1 | 0 | 0/0 | 0 | 18 |
| Clendenen | 0 | 0 | 0 | 7/7 | 3/4 | 16 | 16 |
| Dudek | 2 | 2 | 0 | 0 | 0/0 | 0 | 12 |
| Jackson, M. | 2 | 0 | 2 | 0 | 0/0 | 0 | 12 |
| Micho | 2 | 0 | 2 | 0 | 0/0 | 0 | 12 |
| Nattiel | 2 | 0 | 2 | 0 | 0/0 | 0 | 12 |
| Boddie | 1 | 1 | 0 | 0 | 0/0 | 0 | 6 |
| Clark | 1 | 0 | 1 | 0 | 0/0 | 0 | 6 |
| Haynes | 1 | 0 | 0 | 1 | 0/0 | 0 | 6 |
| Hunley | 1 | 0 | 0 | 1 | 0/0 | 0 | 6 |
| Mobley | 1 | 0 | 1 | 0 | 0/0 | 0 | 6 |
| Poole | 1 | 1 | 0 | 0 | 0/0 | 0 | 6 |
| Swanson | 1 | 0 | 1 | 0 | 0/0 | 0 | 6 |
| Watson | 1 | 0 | 1 | 0 | 0/0 | 0 | 6 |
| Ryan | 0 | 0 | 0 | 0 | 0/0 | 1 | 2 |
| BRONCOS | 45 | 18 | 24 | 3 | 44/45 | 21/29 | 1 379 |
| OPPONENTS | 35 | 16 | 15 | 4 | 32/35 | 14/21 | 2 288 |

SACKS: Jones 7, Mecklenburg 7, Fletcher 4, Kragen 2, Lucas 2, Ryan 1.5, Tupper 1.5, Brooks 1, Hunley 1, Robbins 1, Townsend 1, Wilson 1, Bowyer 0.5, Woodard 0.5, TEAM 5. TOTAL: 31

| PASSING | Att. | Comp. | Yds. | Cmp.% | Yd./Att. | TD | TD% | Int. | Int.% | LG | Tkd/Yds | Rtg. |
|-------------|------|-------|------|-------|----------|----|-----|------|-------|-----|---------|------|
| Elway | 410 | 224 | 3198 | 54.6 | 7.80 | 19 | 4.6 | 12 | 2.9 | 721 | 20/138 | 83.4 |
| Karcher | 102 | 56 | 628 | 54.9 | 6.16 | 5 | 4.9 | 4 | 3.9 | 49 | 5/45 | 73.5 |
| Kubiak | 7 | 3 | 25 | 42.9 | 3.57 | 0 | 0.0 | 2 | 28.6 | 17 | 2/14 | 13.1 |
| May | 7 | 0 | 0 | 0.0 | 0.00 | 0 | 0.0 | 0 | 0.0 | 0 | 0/0 | 0.0 |
| McGuire | 3 | 0 | 23 | 66.7 | 7.67 | 0 | 0.0 | 0 | 0.0 | 13 | 0/0 | 89.6 |
| Johnson, V. | 1 | 0 | 0 | 0.0 | 0.00 | 0 | 0.0 | 0 | 0.0 | 0 | 0/0 | 39.6 |
| Lang | 1 | 0 | 0 | 0.0 | 0.00 | 0 | 0.0 | 0 | 0.0 | 0 | 0/0 | 39.6 |
| Willhite | 1 | 0 | 0 | 0.0 | 0.00 | 0 | 0.0 | 0 | 0.0 | 0 | 0/0 | 39.6 |
| Sewell | 0 | 0 | 0 | 0.0 | 0.00 | 0 | 0.0 | 0 | 0.0 | 0 | 0/0 | 0.0 |
| BRONCOS | 530 | 285 | 3874 | 53.8 | 7.31 | 24 | 4.5 | 19 | 3.6 | 721 | 30/220 | 77.5 |
| OPPONENTS | 456 | 261 | 3040 | 57.2 | 6.67 | 15 | 3.3 | 28 | 6.1 | 511 | 31/224 | 62.9 |

| RUSHING | No. | Yds. | Avg | LG | TD |
|-------------|-----|------|------|----|----|
| Winder | 196 | 741 | 3.8 | 19 | 6 |
| Elway | 66 | 304 | 4.6 | 29 | 4 |
| Lang | 89 | 303 | 3.4 | 28 | 2 |
| Dudek | 35 | 154 | 4.4 | 16 | 2 |
| Willhite | 26 | 141 | 5.4 | 26 | 0 |
| Poole | 28 | 126 | 4.5 | 15 | 1 |
| Sewell | 19 | 83 | 4.4 | 17 | 2 |
| Caldwell | 16 | 53 | 3.3 | 7 | 0 |
| Bell | 13 | 43 | 3.3 | 11 | 0 |
| Nattiel | 2 | 13 | 6.5 | 10 | 0 |
| Micho | 4 | 8 | 2.0 | 5 | 0 |
| Boddie | 3 | 7 | 2.3 | 4 | 1 |
| Karcher | 9 | 3 | 0.3 | 8 | 0 |
| Kubiak | 1 | 3 | 3.0 | 3 | 0 |
| May | 2 | -4 | -2.0 | -2 | 0 |
| Johnson, V. | 1 | -8 | -8.0 | -8 | 0 |
| BRONCOS | 510 | 1970 | 3.9 | 29 | 18 |
| OPPONENTS | 454 | 2017 | 4.4 | 72 | 16 |

| RECEIVING | No. | Yds | Avg | LG | TD |
|--------------|-----|------|------|----|----|
| Johnson, V. | 42 | 684 | 16.3 | 58 | 7 |
| Nattiel | 31 | 630 | 20.3 | 54 | 2 |
| Kay | 31 | 440 | 14.2 | 30 | 0 |
| Jackson, M. | 26 | 436 | 16.8 | 52 | 2 |
| Micho | 25 | 242 | 9.7 | 26 | 2 |
| Lang | 17 | 130 | 7.6 | 29 | 2 |
| Mobley | 16 | 143 | 8.9 | 28 | 1 |
| Winder | 14 | 74 | 5.3 | 13 | 1 |
| Massie | 13 | 244 | 18.8 | 39 | 4 |
| Sewell | 13 | 209 | 16.1 | 72 | 1 |
| Watson | 11 | 167 | 15.2 | 49 | 1 |
| Boddie | 9 | 85 | 9.4 | 26 | 0 |
| Willhite | 9 | 25 | 2.8 | 6 | 0 |
| Dudek | 7 | 41 | 5.9 | 19 | 0 |
| Swanson | 6 | 87 | 14.5 | 35 | 1 |
| Andrews | 4 | 53 | 13.3 | 20 | 0 |
| Brown | 4 | 40 | 10.0 | 18 | 0 |
| Caldwell | 4 | 34 | 8.5 | 14 | 0 |
| Poole | 1 | 9 | 9.0 | 9 | 0 |
| Bell / Payne | 1 | 8 | 8.0 | 8 | 0 |
| BRONCOS | 285 | 3874 | 13.6 | 72 | 24 |
| OPPONENTS | 261 | 3040 | 11.6 | 51 | 15 |

| INTERCEPTIONS | No. | Yds | Avg | LG | TD |
|---------------|-----|-----|------|-----|----|
| Harden | 4 | 85 | 21.3 | 32 | 0 |
| Clark | 3 | 105 | 35.0 | 50 | 0 |
| Haynes | 3 | 39 | 13.0 | 25 | 1 |
| Lilly | 3 | 29 | 9.7 | 24 | 0 |
| Mecklenburg | 3 | 23 | 7.7 | 16 | 0 |
| Robbins | 3 | 9 | 3.0 | 9 | 0 |
| Ryan | 3 | 7 | 2.3 | 5 | 0 |
| Hunley | 2 | 64 | 32.0 | 52 | 1 |
| D. Smith | 2 | 21 | 10.5 | 15 | 0 |
| Lucas | 1 | 11 | 11.0 | 11 | 0 |
| Lucas | 1 | 10 | 10.0 | 10 | 0 |
| Dennison | 1 | 10 | 10.0 | 10 | 0 |
| BRONCOS | 28 | 403 | 14.4 | 52 | 2 |
| OPPONENTS | 19 | 362 | 19.1 | 103 | 2 |

| PUNTING | No. | Yds | Avg | TB | in20 | LG | B |
|------------|-----|------|------|----|------|----|---|
| Giacommaro | 18 | 757 | 42.1 | 1 | 4 | 50 | 0 |
| Horan | 44 | 1807 | 41.1 | 5 | 11 | 61 | 2 |
| Elway | 1 | 31 | 31.0 | 0 | 1 | 31 | 0 |
| BRONCOS | 63 | 2595 | 41.2 | 6 | 16 | 61 | 2 |
| OPPONENTS | 75 | 3158 | 42.1 | 8 | 15 | 62 | 0 |

| PUNT RETURNS | Ret | FC | Yds | Avg | LG | TD |
|--------------|-----|----|-----|------|----|----|
| Clark | 12 | 1 | 233 | 19.4 | 71 | 1 |
| Nattiel | 1 | 1 | 73 | 6.1 | 14 | 0 |
| Swanson | 9 | 1 | 132 | 14.8 | 33 | 0 |
| Willhite | 4 | 1 | 22 | 5.5 | 9 | 0 |
| Harden | 2 | 0 | 11 | 5.5 | 7 | 0 |
| Lilly | 2 | 0 | 9 | 4.5 | 9 | 0 |
| Johnson, V. | 1 | 0 | 9 | 9.0 | 9 | 0 |
| BRONCOS | 48 | 4 | 486 | 10.1 | 71 | 1 |
| OPPONENTS | 34 | 7 | 424 | 12.5 | 85 | 2 |

| KICKOFF RETURNS | No. | Yds | Avg | LG | TD |
|-----------------|-----|------|------|----|----|
| Bell | 15 | 323 | 21.5 | 42 | 0 |
| Swanson | 9 | 234 | 26.0 | 50 | 0 |
| Johnson, V. | 7 | 140 | 20.0 | 34 | 0 |
| Lang | 4 | 78 | 19.5 | 17 | 0 |
| Nattiel | 4 | 48 | 19.5 | 25 | 0 |
| Brown | 3 | 57 | 19.0 | 28 | 0 |
| Clark | 2 | 33 | 16.5 | 25 | 0 |
| Ryan | 2 | 9 | 4.5 | 9 | 0 |
| BRONCOS | 46 | 952 | 20.7 | 50 | 0 |
| OPPONENTS | 61 | 1168 | 19.1 | 50 | 0 |

| FIELD GOAL BREAKDOWN | Distance | 1-19 | 20-29 | 30-39 | 40-49 | 50+ | Total |
|----------------------|----------|-------|-------|-------|-------|--------|--------|
| Karlis | 0/0 | 9/9 | 4/6 | 4/7 | 1/3 | 18/25 | 3/4 |
| Clendenen | 0/0 | 1/1 | 2/2 | 0/1 | 0/0 | 3/9 | 2/3 |
| BRONCOS | 0/0 | 10/10 | 6/8 | 4/8 | 1/3 | 21/29 | 14/221 |
| OPPONENTS | 0/0 | 4/5 | 7/8 | 3/8 | 0/0 | 14/221 | |

| PASSING | Att. | Comp. | Yds. | Cmp.% | Yd./Att. | TD | TD% | Int. | Int.% | LG | Tkd/Yds | Rtg. |
|-------------|------|-------|------|-------|----------|----|-----|------|-------|-----|---------|------|
| Elway | 410 | 224 | 3198 | 54.6 | 7.80 | 19 | 4.6 | 12 | 2.9 | 721 | 20/138 | 83.4 |
| Karcher | 102 | 56 | 628 | 54.9 | 6.16 | 5 | 4.9 | 4 | 3.9 | 49 | 5/45 | 73.5 |
| Kubiak | 7 | 3 | 25 | 42.9 | 3.57 | 0 | 0.0 | 2 | 28.6 | 17 | 2/14 | 13.1 |
| May | 7 | 0 | 0 | 0.0 | 0.00 | 0 | 0.0 | 0 | 0.0 | 0 | 0/0 | 0.0 |
| McGuire | 3 | 0 | 23 | 66.7 | 7.67 | 0 | 0.0 | 0 | 0.0 | 13 | 0/0 | 89.6 |
| Johnson, V. | 1 | 0 | 0 | 0.0 | 0.00 | 0 | 0.0 | 0 | 0.0 | 0 | 0/0 | 39.6 |
| Lang | 1 | 0 | 0 | 0.0 | 0.00 | 0 | 0.0 | 0 | 0.0 | 0 | 0/0 | 39.6 |
| Willhite | 1 | 0 | 0 | 0.0 | 0.00 | 0 | 0.0 | 0 | 0.0 | 0 | 0/0 | 39.6 |
| Sewell | 0 | 0 | 0 | 0.0 | 0.00 | 0 | 0.0 | 0 | 0.0 | 0 | 0/0 | 0.0 |
| BRONCOS | 530 | 285 | 3874 | 53.8 | 7.31 | 24 | 4.5 | 19 | 3.6 | 721 | 30/220 | 77.5 |
| OPPONENTS | 456 | 261 | 3040 | 57.2 | 6.67 | 15 | 3.3 | 28 | 6.1 | 511 | 31/224 | 62.9 |

1987 DEFENSIVE STATS

(based on coaches' film review)

| | TT | UT | A | S-YDS | I-YDS | PD | FF | FR |
|---------------|-----|----|----|-------|-------|----|----|----|
| 1 Ryan | 125 | 96 | 29 | 1.5-7 | 3-7 | 2 | 0 | 1 |
| 2 Hunley | 104 | 67 | 37 | 1-3 | 2-64 | 4 | 1 | 0 |
| 3 Mecklenburg | 97 | 81 | 16 | 7-47 | 3-23 | 4 | 2 | 1 |
| 4 Lilly | 95 | 64 | 31 | 0-0 | 3-29 | 3 | 1 | 2 |
| 5 Jones, R. | 88 | 45 | 43 | 7-59 | 0-0 | 2 | 0 | 0 |
| 6 Harden | 87 | 63 | 24 | 0-0 | 4-85 | 8 | 1 | 0 |
| 7 Kragen | 78 | 48 | 30 | 2-3 | 0-0 | 1 | 0 | 0 |
| 8 Fletcher | 70 | 49 | 21 | 4-30 | 0-0 | 0 | 0 | 1 |
| 9 Bowyer | 61 | 41 | 20 | 0.5-1 | 0-0 | 2 | 0 | 0 |
| 10 Townsend | 57 | 42 | 15 | 1-9 | 0-0 | 0 | 0 | 0 |
| 11 Robbins | 51 | 45 | 6 | 1-14 | 3-9 | 5 | 0 | 0 |
| 12 Winn | 40 | 28 | 12 | 0-0 | 0-0 | 1 | 1 | 1 |
| 13 Castille | 38 | 35 | 3 | 0-0 | 0-0 | 1 | 0 | 0 |
| 14 Wilson | 36 | 32 | 4 | 1-8 | 0-0 | 1 | 0 | 0 |
| 15 Smith, D. | 35 | 25 | 10 | 0-0 | 2-21 | 2 | 0 | 2 |
| 16 Dennison | 30 | 22 | 8 | 0-0 | 1-10 | 3 | 1 | 0 |
| 17 Clark | 28 | 15 | 13 | 0-0 | 3-105 | 3 | 0 | 0 |
| 18 Joiner | 26 | 15 | 11 | 0-0 | 0-0 | 1 | 0 | 0 |

1986 FINAL STATISTICS (II-5)

Head Coach: Dan Reeves AFC West: 1st Home Stadium: Mile High Stadium

| Date | W-L | Score | Opponent | Attendance | RUSHING | No. | Yds. | Avg | LG | TD |
|---------|-----|-------|-----------------|------------|-------------|-----|------|-------|-----|----|
| Sept 7 | W | 38-36 | L.A. Raiders | 75,695 | Winder | 240 | 789 | 3.3 | 31 | 9 |
| Sept 15 | W | 21-10 | at Pittsburgh | 57,305 | Willhite | 85 | 365 | 4.3 | 42 | 5 |
| Sept 21 | W | 33-7 | at Philadelphia | 63,839 | Elway | 52 | 257 | 4.9 | 24 | 1 |
| Sept 28 | W | 27-20 | New England | 75,804 | Sewell | 23 | 123 | 5.3 | 15 | 1 |
| Oct 5 | W | 29-14 | Dallas | 76,082 | Lang | 29 | 94 | 3.2 | 14 | 1 |
| Oct 12 | W | 31-14 | at San Diego | 55,662 | Kubiak | 6 | 22 | 3.7 | 10 | 0 |
| Oct 20 | L | 10-22 | at N.Y. Jets | 73,759 | Bell | 9 | 17 | 1.9 | 12 | 0 |
| Oct 26 | W | 20-13 | Seattle | 76,089 | Johnson | 5 | 15 | 3.0 | 6 | 0 |
| Nov 2 | W | 21-10 | at L.A. Raiders | 90,153 | Jackson, M. | 2 | 6 | 3.0 | 5 | 0 |
| Nov 9 | L | 3-9 | San Diego | 75,012 | Boddie | 1 | 2 | 2.0 | 2 | 0 |
| Nov 16 | W | 38-17 | Kansas City | 75,745 | Horan | 1 | 0 | 0.0 | 0 | 0 |
| Nov 23 | L | 16-19 | at N.Y. Giants | 75,116 | Mobley | 1 | -1 | -1.0 | -1 | 0 |
| Nov 30 | W | 34-28 | Cincinnati | 58,705 | Norman | 1 | -11 | -11.0 | -11 | 0 |
| Dec 7 | L | 10-37 | at Kansas City | 47,019 | BRONCOS | 455 | 1678 | 3.7 | 42 | 17 |
| Dec 13 | L | 31-30 | Washington | 75,905 | OPPONENTS | 432 | 1651 | 3.8 | 60 | 13 |
| Dec 20 | W | 16-41 | at Seattle | 63,697 | | | | | | |

| TEAM STATISTICS | | Den | Opp | RECEIVING | | No. | Yds | Avg | LG | TD | |
|----------------------------|--|---------|----------|---------------|----|-----|------|------|-----|----|----|
| TOTAL FIRST DOWNS | | 319 | 291 | Willhite | 64 | 529 | 8.3 | 34 | 3 | | |
| Rushing | | 94 | 93 | Watson | 45 | 699 | 15.5 | 46 | 3 | | |
| Passing | | 184 | 177 | Jackson, M. | 38 | 738 | 19.4 | 53 | 1 | | |
| Penalty | | 41 | 21 | Johnson | 31 | 363 | 11.7 | 34 | 2 | | |
| Third-Down Made/Att. | | 92/222 | 75/222 | Winder | 26 | 171 | 6.6 | 20 | 5 | | |
| Third-Down Efficiency | | 41% | 34% | Sewell | 23 | 294 | 12.8 | 40 | 1 | | |
| Fourth-Down Made/Att. | | 2/5 | 7/15 | Mobley | 22 | 332 | 15.1 | 32 | 1 | | |
| Fourth-Down Efficiency | | 40% | 47% | Sampson | 21 | 259 | 12.3 | 43 | 0 | | |
| TOTAL NET YARDS | | 5216 | 4947 | Kay | 15 | 195 | 13.0 | 34 | 1 | | |
| Avg. Per Game | | 326.0 | 309.2 | Lang | 13 | 105 | 8.1 | 26 | 2 | | |
| Total Plays | | 1042 | 1026 | Hackett | 3 | 48 | 16.0 | 19 | 0 | | |
| Avg. Gain Per Play | | 5.0 | 4.8 | Bell | 2 | 10 | 5.0 | 7 | 0 | | |
| NET YARDS RUSHING | | 1678 | 1651 | Wilson | 1 | 43 | 43.0 | 43 | 1 | | |
| Avg. Per Game | | 104.9 | 103.2 | Elway | 1 | 23 | 23.0 | 23 | 1 | | |
| Total Rushes | | 455 | 432 | Studdard | 1 | 2 | 2.0 | 2 | 1 | | |
| Avg. Per Rush | | 3.7 | 3.8 | BRONCOS | | 306 | 3811 | 12.5 | 53 | 22 | |
| NET YARDS PASSING | | 3538 | 3296 | OPPONENTS | | 301 | 3755 | 12.5 | 57 | 21 | |
| Avg. Per Game | | 221.1 | 206.0 | | | | | | | | |
| Sacked/Yards Lost | | 38/273 | 49/459 | | | | | | | | |
| Gross Yards | | 3811 | 3755 | | | | | | | | |
| Att./Completions | | 549/306 | 545/301 | INTERCEPTIONS | | No. | Yds | Avg | LG | TD | |
| Completion Pct. | | 55.7% | 55.2% | Harden | 6 | 179 | 29.8 | 52 | 2 | | |
| Had Intercepted | | 16 | 18 | Wright | 3 | 56 | 18.7 | 56 | 0 | | |
| Avg. per Pass Play | | 6.0 | 5.5 | Lilly | 3 | 22 | 7.3 | 15 | 0 | | |
| PUNTS/AVERAGE | | 86/39.3 | 86/42.9 | Foley | 2 | 39 | 19.5 | 24 | 0 | | |
| NET PUNTING AVG | | 33.0 | 34.2 | Hunley | 1 | 22 | 22.0 | 22 | 0 | | |
| TOTAL RETURN YARDAGE | | 1964 | 2024 | Dennison | 1 | 5 | 5.0 | 5 | 0 | | |
| Punt Returns/Average | | 48/11.5 | 40/9.1 | Smith | 1 | 0 | 0.0 | 0 | 0 | | |
| Kickoff Returns/Average | | 53/20.6 | 65/20.0 | Wilson | 1 | -5 | -5.0 | -5 | 0 | | |
| Intercept. Ret./Average | | 18/17.7 | 16/22.7 | BRONCOS | | 18 | 318 | 17.7 | 56 | 2 | |
| PENALTIES/YARDS | | 104/910 | 127/1034 | OPPONENTS | | 16 | 363 | 22.7 | 78 | 2 | |
| FUMBLES/BALL LOST | | 24/13 | 32/17 | | | | | | | | |
| TOUCHDOWNS | | 45 | 36 | | | | | | | | |
| Rushing | | 17 | 13 | | | | | | | | |
| Passing | | 22 | 21 | | | | | | | | |
| Returns | | 6 | 2 | | | | | | | | |
| Extra Points Made/Attempts | | 44/45 | 35/36 | | | | | | | | |
| Field Goals Made/Attempts | | 20/28 | 24/32 | | | | | | | | |
| TOTAL POINTS | | 378 | 327 | PUNT RETURNS | | Ret | FC | Yds | Avg | LG | TD |

| SCORE BY PERIODS | 1 | 2 | 3 | 4 | OT | Total |
|------------------|----|-----|----|-----|----|-------|
| BRONCOS | 69 | 131 | 92 | 89 | 0 | 378 |
| OPPONENTS | 58 | 92 | 61 | 116 | 0 | 327 |

| SCORING | TD | Ru | Pa | Rt | PAT | FG | S | PTS |
|-------------|----|----|----|----|-------|-------|---|-----|
| Karlis | 0 | 0 | 0 | 0 | 44/45 | 20/28 | 0 | 104 |
| Winder | 14 | 9 | 5 | 0 | 0/0 | 0/0 | 0 | 84 |
| Willhite | 9 | 5 | 3 | 1 | 0/0 | 0/0 | 0 | 54 |
| Lang | 3 | 1 | 2 | 0 | 0/0 | 0/0 | 0 | 18 |
| Harden | 3 | 0 | 0 | 3 | 0/0 | 0/0 | 0 | 18 |
| Watson | 3 | 0 | 3 | 0 | 0/0 | 0/0 | 0 | 18 |
| Elway | 2 | 1 | 1 | 0 | 0/0 | 0/0 | 0 | 12 |
| Sewell | 2 | 1 | 1 | 0 | 0/0 | 0/0 | 0 | 12 |
| Johnson | 2 | 0 | 2 | 0 | 0/0 | 0/0 | 0 | 12 |
| Townsend | 1 | 0 | 0 | 1 | 0/0 | 0/0 | 0 | 6 |
| Studdard | 1 | 0 | 1 | 0 | 0/0 | 0/0 | 0 | 6 |
| Jackson, M. | 1 | 0 | 1 | 0 | 0/0 | 0/0 | 0 | 6 |
| Wilson | 1 | 0 | 1 | 0 | 0/0 | 0/0 | 0 | 6 |
| Woodard | 1 | 0 | 0 | 1 | 0/0 | 0/0 | 0 | 6 |
| Kay | 1 | 0 | 1 | 0 | 0/0 | 0/0 | 0 | 6 |
| Mobley | 1 | 0 | 1 | 0 | 0/0 | 0/0 | 0 | 6 |
| Jones | 0 | 0 | 0 | 0 | 0/0 | 0/0 | 1 | 2 |
| TEAM | 0 | 0 | 0 | 0 | 0/0 | 0/0 | 1 | 2 |
| BRONCOS | 45 | 17 | 22 | 6 | 44/45 | 20/28 | 0 | 378 |
| OPPONENTS | 36 | 13 | 21 | 2 | 35/36 | 24/32 | 0 | 327 |

| PASSING | Att. | Comp. | Yds. | Cmp.% | Yd./Att. | TD | TD% | Int. | Int.% | LG | Tkd/Yds | Rtg. |
|-----------|------|-------|------|-------|----------|----|-------|------|-------|----|---------|-------|
| Elway | 504 | 280 | 3485 | 55.6 | 6.91 | 19 | 3.8 | 13 | 2.6 | 53 | 32/233 | 79.0 |
| Kubiak | 38 | 23 | 249 | 60.5 | 6.55 | 1 | 2.6 | 3 | 7.9 | 26 | 3/23 | 55.7 |
| Willhite | 4 | 1 | 11 | 25.0 | 2.75 | 0 | 0.0 | 0 | 0.0 | 11 | 0/0 | 39.6 |
| Norman | 1 | 1 | 43 | 100.0 | 43.00 | 1 | 100.0 | 0 | 0.0 | 43 | 0/0 | 158.3 |
| Sewell | 1 | 1 | 23 | 100.0 | 23.00 | 1 | 100.0 | 0 | 0.0 | 23 | 3/17 | 158.3 |
| Johnson | 1 | 0 | 0 | 0.0 | 0.00 | 0 | 0.0 | 0 | 0.0 | 0 | 0/0 | 39.5 |
| BRONCOS | 549 | 306 | 3811 | 55.7 | 6.94 | 22 | 4.0 | 16 | 2.9 | 53 | 38/273 | 78.7 |
| OPPONENTS | 545 | 301 | 3755 | 55.2 | 6.89 | 21 | 3.9 | 18 | 3.3 | 57 | 49/459 | 75.9 |

1986 DEFENSIVE STATS

(based on coaches' film review)

| | TT | UT | A | S-YDS | I-YDS | PD | FF | FR |
|----------------|-------|-----|-----|----------|--------|----|----|----|
| 1 Hunley | 164 | 99 | 65 | 0.5-0 | 1-22 | 2 | 2 | 1 |
| 2 Mecklenburg | 127 | 83 | 44 | 9-96 | 0-0 | 3 | 1 | 1 |
| 3 Jones | 96 | 52 | 44 | 13.5-152 | 0-0 | 5 | 1 | 1 |
| 4 Woodard | 93 | 63 | 30 | 3-23 | 0-0 | 2 | 3 | 1 |
| 5 Foley | 92 | 56 | 36 | 0-0 | 2-39 | 4 | 0 | 1 |
| 6 Ryan | 91 | 58 | 33 | 0-5 | 0-0 | 0 | 1 | 0 |
| 7 Smith | 88 | 66 | 22 | 1-9 | 1-10 | 12 | 2 | 1 |
| 8 Lilly | 82 | 45 | 37 | 1-16 | 3-22 | 10 | 0 | 0 |
| 9 Wright | 77 | 59 | 18 | 0-0 | 3-56 | 9 | 0 | 1 |
| 10 Harden | 75 | 64 | 11 | 0-0 | 6-179 | 9 | 1 | 0 |
| 11 Townsend | 70 | 42 | 28 | 2.5-33 | 0-0 | 0 | 0 | 1 |
| 12 Kragen | 60 | 29 | 31 | 0-0 | 0-0 | 1 | 0 | 1 |
| 13 Jackson, T. | 58 | 45 | 13 | 0.5-0 | 0-0 | 1 | 1 | 0 |
| 14 Wilson | 56 | 44 | 12 | 0-0 | 1-5 | 8 | 0 | 0 |
| 15 Robbins | 48 | 40 | 8 | 4-51 | 0-0 | 6 | 1 | 2 |
| 16 Fletcher | 43 | 26 | 17 | 5.5-41 | 0-0 | 2 | 0 | 2 |
| 17 Dennison | 30 | 21 | 9 | 1-8 | 1-5 | 1 | 1 | 0 |
| 18 Haynes | 26 | 16 | 10 | 0-0 | 0-0 | 1 | 1 | 0 |
| 19 Colorito | 18 | 11 | 7 | 0-0 | 0-0 | 0 | 0 | 2 |
| 20 Gilbert | 17 | 13 | 4 | 4-45 | 0-0 | 0 | 0 | 0 |
| Carter | 17 | 11 | 6 | 0-0 | 0-0 | 0 | 0 | 0 |
| 22 Hunter | 3 | 2 | 1 | 0-0 | 0-0 | 1 | 0 | 0 |
| 23 Comeaux | 1 | 1 | 0 | 1-9 | 0-0 | 0 | 2 | 1 |
| TOTALS | 1,432 | 946 | 486 | 47.5-488 | 18-318 | 77 | 17 | 16 |

1986 GAMES STARTED

| OFFENSE | | DEFENSE | |
|---------------------|----|----------------------|----|
| QB Elway, John | 16 | DE Jones, Rulon | 16 |
| RB Lang, Gene | 2 | DE Townsend, Andre | 16 |
| RB Sewell, Steve | 2 | NT Carter, Rubin | 2 |
| RB Willhite, Gerald | 12 | NT Kragen, Greg | 14 |
| RB Winder, Sammy | 15 | LB Dennison, Rick | 2 |
| WR Jackson, Mark | 1 | LB Fletcher, Simon | 2 |
| WR Johnson, Vance | 7 | LB Hunley, Ricky | 15 |
| WR Sampson, Clint | 5 | LB Jackson, Tom | 14 |
| WR Watson, Steve | 16 | LB Mecklenburg, Karl | 16 |
| TE Hackett, Joey | 4 | LB Ryan, Jim | 14 |
| TE Kay, Clarence | 12 | LB Woodard, Ken | 1 |
| TE Mobley, Orson | 3 | CB Harden, Mike | 16 |
| C Bryan, Billy | 16 | CB Wright, Louis | 16 |
| T Lanier, Ken | 16 | S Foley, Steve | 15 |
| T Studdard, Dave | 15 | S Lilly, Tony | 1 |
| G Bishop, Keith | 14 | S Robbins, Randy | 2 |
| G Cooper, Mark | 5 | S Smith, Dennis | 14 |
| G Hood, Winford | 2 | | |
| G Howard, Paul | 13 | | |

1986 COACHES

Dan Reeves (Head Coach), Marvin Bass (Special Assistant), Joe Collier (Asst. Head Coach/Defense), Chan Gailey (Special Teams/Tight Ends), Alex Gibbs (Offensive Line), Stan Jones (Defensive Line), Al Miller (Strength/Conditioning), Myrel Moore (Linebackers), Nick Nicolau (Running Backs), Mike Shanahan (Off. Coordinator/Quarterbacks and Wide Receivers), Charlie West (Def. Backs).

1986 LEADERS / RANKINGS

| INDIVIDUAL | PLAYER | NO. | AFC RANK | NFL RANK | NFL LEADER | NO. |
|----------------------------|-------------|-------|----------|----------|---------------------|-------|
| Scoring | Karlis | 104 | 3 | 8 | Franklin (NE) | 140 |
| Rushing | Winder | 789 | 7 | 17 | Dickerson (Rams) | 1,821 |
| Passing Yards | Elway | 3,485 | 7 | 9 | Marino (MIA) | 4,746 |
| Passer Rating | Elway | 79.0 | 9 | 11 | Kramer (MIN) | 92.6 |
| Receiving Yards | Jackson, M. | 738 | 20 | 35 | Rice (SF) | 1,570 |
| Receptions | Willhite | 64 | 12 | 19 | Christensen (Raid.) | 95 |
| Interceptions | Harden | 6 | 5 | 11 | Lott (SF) | 10 |
| Sacks | Jones, R. | 13.5 | 4 | 8 | Taylor (NYG) | 20.5 |
| | | | | | | |
| OFFENSE | | NO. | AFC RANK | NFL RANK | NFL LEADER | NO. |
| Points Per Game | | 23.6 | 9 | 6 | Miami | 26.9 |
| Total Yards Per Game | | 326.0 | 5 | 15 | Cincinnati | 405.6 |
| Yards Per Play | | 5.0 | 6 | 11 | Miami | 6.3 |
| Rushing Yards Per Game | | 104.9 | 7 | 20 | Chicago | 168.8 |
| Net Passing Yards Per Game | | 221.1 | 7 | 10 | Miami | 298.7 |

| DEFENSE | NO. | AFC RANK | NFL RANK | NFL LEADER | NO. |
|----------------------------|-------|----------|----------|-----------------|-------|
| Points Per Game | 20.4 | 5 | 15 | Chicago | 11.7 |
| Total Yards Per Game | 309.2 | 3 | 9 | Chicago | 258.1 |
| Yards Per Play | 4.8 | 1 | 5 | Chicago | 4.1 |
| Rushing Yards Per Game | 103.2 | 1 | 5 | New York Giants | 80.3 |
| Net Passing Yards Per Game | 206.0 | 7 | 16 | St. Louis | 164.8 |

1986 NFL STANDINGS

| AFC EAST | W | L | T | Pct | PF | PA |
|-----------------|----|----|---|------|-----|-----|
| Team | | | | | | |
| y-New England | 11 | 5 | 0 | .688 | 412 | 307 |
| x-New York Jets | 10 | 6 | 0 | .625 | 364 | 386 |
| Miami | 8 | 8 | 0 | .500 | 430 | 405 |
| Buffalo | 4 | 12 | 0 | .250 | 287 | 348 |
| Indianapolis | 3 | 13 | 0 | .188 | 229 | 400 |

| AFC CENTRAL | W | L | T | Pct | PF | PF |
|--------------|----|----|---|------|-----|-----|
| Team | | | | | | |
| *y-Cleveland | 12 | 4 | 0 | .750 | 391 | 310 |
| Cincinnati | 10 | 6 | 0 | .625 | 409 | 394 |
| Pittsburgh | 6 | 10 | 0 | .375 | 307 | 336 |
| Houston | 5 | 11 | 0 | .313 | 274 | 329 |

| AFC WEST | W | L | T | Pct | PF | PF |
|---------------|----|----|---|------|-----|-----|
| Team | | | | | | |
| y-Denver | 11 | 5 | 0 | .688 | 378 | 327 |
| x-Kansas City | 10 | 6 | 0 | .625 | 358 | 326 |
| Seattle | 10 | 6 | 0 | .625 | 366 | 293 |
| L.A. Raiders | 8 | 8 | 0 | .500 | 323 | 346 |
| San Diego | 4 | 12 | 0 | .250 | 335 | 396 |

| NFC EAST | | | | | | |
|--------------------|----|----|---|------|-----|-----|
| Team | W | L | T | Pct | PF | PF |
| *y-New York Giants | 14 | 2 | 0 | .875 | 371 | 236 |
| x-Washington | 12 | 4 | 0 | .750 | 368 | 296 |
| Dallas | 7 | 9 | 0 | .438 | 346 | 337 |
| Philadelphia | 5 | 10 | 1 | .344 | 256 | 312 |
| St. Louis | 4 | 11 | 1 | .281 | 218 | 351 |

1985 FINAL STATISTICS (II-5)

Head Coach: Dan Reeves AFC West: 2nd Home Stadium: Mile High Stadium

| Date | W-L | Score | Opponent | Attendance | RUSHING | No. | Yds. | Avg | LG | TD |
|---------|-----|-------|----------------------|------------|------------------|------------|-------------|------------|-----------|-----------|
| Sept 8 | L | 16-20 | at L.A. Rams | 52,522 | Winder | 199 | 714 | 3.6 | 42 | 8 |
| Sept 15 | W | 34-23 | New Orleans | 74,488 | Lang | 84 | 318 | 3.8 | 26 | 5 |
| Sept 22 | W | 44-28 | at Atlanta | 37,903 | Sewell | 82 | 275 | 3.4 | 16 | 4 |
| Sept 29 | L | 26-30 | Miami | 73,614 | Elway | 50 | 253 | 5.1 | 22 | 0 |
| Oct 6 | W | 31-20 | Houston | 74,699 | Willhite | 66 | 237 | 3.6 | 14 | 0 |
| Oct 13 | W | 15-10 | at Indianapolis | 60,128 | Johnson, V. | 10 | 36 | 3.6 | 14 | 0 |
| Oct 20 | W | 13-10 | Seattle (OT) | 74,899 | Poole | 4 | 12 | 3.0 | 6 | 0 |
| Oct 27 | W | 30-10 | at Kansas City | 68,248 | Kubiak | 1 | 0 | 6.0 | 6 | 0 |
| Nov 3 | L | 10-30 | at San Diego | 57,312 | Norman | 1 | 0 | 0.0 | 0 | 0 |
| Nov 11 | W | 17-16 | San Francisco | 73,173 | BRONCOS | 497 | 1851 | 3.7 | 42 | 20 |
| Nov 17 | W | 30-24 | San Diego (OT) | 74,376 | OPPONENTS | 475 | 1973 | 4.2 | 61 | 10 |
| Nov 24 | L | 28-31 | at L.A. Raiders (OT) | 63,161 | RECEIVING | No. | Yds | Avg | LG | TD |
| Dec 1 | W | 31-23 | at Pittsburgh | 56,797 | Watson | 61 | 915 | 15.0 | 60 | 5 |
| Dec 8 | L | 14-17 | L.A. Raiders (OT) | 75,042 | Johnson, V. | 51 | 721 | 14.1 | 63 | 3 |
| Dec 14 | W | 14-13 | Kansas City | 69,209 | Willhite | 35 | 297 | 8.5 | 21 | 1 |
| Dec 20 | W | 27-24 | at Seattle | 56,283 | Winder | 31 | 197 | 6.4 | 24 | 0 |

| TEAM STATISTICS | Den | Opp |
|----------------------------|---------|---------|
| TOTAL FIRST DOWNS | 339 | 290 |
| Rushing | 113 | 103 |
| Passing | 192 | 168 |
| Penalty | 34 | 19 |
| Third-Down Made/Att. | 102/252 | 74/230 |
| Third-Down Efficiency | 40% | 32% |
| Fourth-Down Made/Att. | 6/10 | 8/20 |
| Fourth-Down Efficiency | 60% | 40% |
| TOTAL NET YARDS | 5496 | 5179 |
| Avg. Per Game | 343.5 | 323.7 |
| Total Plays | 1152 | 1069 |
| Avg. Gain Per Play | 4.8 | 4.8 |
| NET YARDS RUSHING | 1851 | 1973 |
| Avg. Per Game | 115.7 | 123.3 |
| Total Rushes | 497 | 475 |
| Avg. Per Rush | 3.7 | 4.2 |
| NET YARDS PASSING | 3645 | 3206 |
| Avg. Per Game | 227.8 | 200.4 |
| Sacked/Yards Lost | 38/307 | 47/378 |
| Gross Yards | 3952 | 3584 |
| Att./Completions | 617/329 | 547/277 |
| Completion Pct. | 53% | 51% |
| Had Intercepted | 23 | 24 |
| Avg. per Pass Play | 5.6 | 5.4 |
| PUNTS/AVERAGE | 94/40.0 | 94/41.1 |
| NET PUNTING AVG | 34.0 | 34.3 |
| TOTAL RETURN YARDAGE | 1920 | 2003 |
| Punt Returns/Average | 46/9.3 | 36/8.6 |
| Kickoff Returns/Average | 52/23.1 | 64/21.0 |
| Intercept. Ret./Average | 24/12.4 | 23/14.4 |
| PENALTIES/YARDS | 85/677 | 91/953 |
| FUMBLES/BALL LOST | 24/8 | 22/12 |
| TOUCHDOWNS | 45 | 35 |
| Rushing | 20 | 10 |
| Passing | 23 | 22 |
| Returns | 2 | 3 |
| Extra Points Made/Attempts | 41/44 | 35/36 |
| Field Goals Made/Attempts | 23/28 | 26/33 |
| TOTAL POINTS | 380 | 329 |

| SCORE BY PERIODS | 1 | 2 | 3 | 4 | OT | Total |
|------------------|----|-----|-----|-----|----|-------|
| BRONCOS | 82 | 142 | 39 | 108 | 9 | 380 |
| OPPONENTS | 48 | 89 | 102 | 84 | 6 | 329 |

| SCORING | TD | Ru | Pa | Rt | PAT | FG | S | PTS |
|------------------|-----------|-----------|-----------|----------|--------------|--------------|----------|------------|
| Karlis | 0 | 0 | 0 | 0 | 41/44 | 23/38 | 0 | 110 |
| Winder | 8 | 8 | 0 | 0 | 0/0 | 0/0 | 0 | 48 |
| Lang | 7 | 5 | 2 | 0 | 0/0 | 0/0 | 0 | 42 |
| Sewell | 5 | 4 | 1 | 0 | 0/0 | 0/0 | 0 | 30 |
| Watson | 5 | 0 | 5 | 0 | 0/0 | 0/0 | 0 | 30 |
| Willhite | 4 | 3 | 1 | 0 | 0/0 | 0/0 | 0 | 24 |
| Sampson | 4 | 0 | 4 | 0 | 0/0 | 0/0 | 0 | 24 |
| Johnson, V. | 3 | 0 | 3 | 0 | 0/0 | 0/0 | 0 | 18 |
| Johnson, B. | 3 | 0 | 3 | 0 | 0/0 | 0/0 | 0 | 18 |
| Kay | 3 | 0 | 3 | 0 | 0/0 | 0/0 | 0 | 18 |
| Harden | 1 | 0 | 0 | 1 | 0/0 | 0/0 | 0 | 6 |
| Wright, J. | 1 | 0 | 1 | 0 | 0/0 | 0/0 | 0 | 6 |
| Wright, L. | 1 | 0 | 0 | 1 | 0/0 | 0/0 | 0 | 6 |
| BRONCOS | 45 | 20 | 23 | 2 | 41/44 | 23/38 | 0 | 380 |
| OPPONENTS | 36 | 10 | 22 | 4 | 35/36 | 26/33 | 0 | 329 |

| PASSING | Att. | Comp. | Yds. | Comp.% | Yd./Att. | TD | TD% | Int. | Int.% | LG | Tkd/Yds | Rtg. |
|------------------|------------|------------|-------------|-------------|-------------|-----------|------------|-----------|------------|------------|---------------|-------------|
| Elway | 605 | 327 | 3891 | 54.0 | 6.43 | 22 | 3.6 | 23 | 3.8 | 65t | 38/307 | 70.0 |
| Kubiak | 5 | 2 | 61 | 40.0 | 12.20 | 1 | 20.0 | 0 | 0.0 | 54t | 0/0 | 125.7 |
| Willhite | 3 | 0 | 0 | 0.0 | 0.00 | 0 | 0.0 | 0 | 0.0 | 0 | 0/0 | 39.5 |
| Norman | 1 | 0 | 0 | 0.0 | 0.00 | 0 | 0.0 | 0 | 0.0 | 0 | 0/0 | 39.5 |
| Winder | 1 | 0 | 0 | 0.0 | 0.00 | 0 | 0.0 | 0 | 0.0 | 0 | 0/0 | 39.5 |
| Sewell | 1 | 0 | 0 | 0.0 | 0.00 | 0 | 0.0 | 0 | 0.0 | 0 | 0/0 | 39.5 |
| Johnson, V. | 1 | 0 | 0 | 0.0 | 0.00 | 0 | 0.0 | 0 | 0.0 | 0 | 0/0 | 39.5 |
| BRONCOS | 617 | 329 | 3952 | 53.3 | 6.41 | 23 | 3.7 | 23 | 3.7 | 65t | 38/307 | 70.0 |
| OPPONENTS | 547 | 277 | 3584 | 50.6 | 6.55 | 22 | 4.0 | 24 | 4.4 | 73 | 47/378 | 66.5 |

1985 DEFENSIVE STATS

(based on unofficial press box statistics)

| | TT | UT | A | S-YDS | I-YDS | PD | FF | FR |
|----------------|------------|------------|------------|---------------|---------------|-----------|-----------|-----------|
| 1 Harden | 82 | 72 | 10 | 1-11 | 5-100 | 18 | 0 | 2 |
| 2 Busick | 81 | 64 | 17 | 0-0 | 0-0 | 2 | 0 | 1 |
| 3 Woodward | 79 | 70 | 9 | 3-32 | 1-18 | 3 | 0 | 0 |
| 4 Jones | 68 | 58 | 10 | 10-84 | 0-0 | 1 | 1 | 3 |
| 5 Lilly | 67 | 54 | 13 | 0-0 | 2-4 | 4 | 1 | 1 |
| 6 Smith | 66 | 54 | 12 | 4-27 | 3-46 | 17 | 1 | 0 |
| 7 Mecklenburg | 65 | 60 | 5 | 13-103 | 0-0 | 4 | 5 | 1 |
| 8 Ryan | 58 | 52 | 6 | 1-8 | 0-0 | 3 | 0 | 0 |
| 9 Foley | 48 | 38 | 10 | 0-0 | 3-47 | 7 | 0 | 0 |
| 10 Carter | 47 | 39 | 8 | 1-7 | 0-0 | 1 | 1 | 0 |
| 11 Wright | 44 | 41 | 3 | 0-0 | 5-44 | 15 | 0 | 1 |
| 12 Townsend | 30 | 27 | 3 | 5-46 | 0-0 | 3 | 0 | 0 |
| 13 Chavous | 29 | 23 | 6 | 6-34 | 0-0 | 0 | 0 | 2 |
| 14 Jackson, T. | 28 | 19 | 9 | 0-0 | 0-0 | 1 | 0 | 0 |
| 15 Dennison | 25 | 22 | 3 | 0-0 | 0-0 | 0 | 1 | 0 |
| Wilson | 25 | 22 | 3 | 0-0 | 3-8 | 12 | 0 | 1 |
| 17 Hunter | 23 | 19 | 4 | 0-0 | 1-20 | 1 | 0 | 0 |
| 18 Hunley | 19 | 18 | 1 | 0-0 | 0-0 | 2 | 0 | 0 |
| 19 Fletcher | 17 | 12 | 5 | 1-11 | 0-0 | 0 | 0 | 0 |
| 20 Robbins | 16 | 16 | 0 | 0-0 | 1-3 | 4 | 0 | 0 |
| 21 Kragen | 13 | 11 | 2 | 2-15 | 0-0 | 0 | 0 | 0 |
| 22 Comeaux | 6 | 6 | 0 | 0-0 | 0-0 | 0 | 0 | 0 |
| TOTALS | 936 | 797 | 139 | 47-378 | 24-290 | 98 | 10 | 12 |

1985 GAMES STARTED

| OFFENSE | | DEFENSE | |
|---------------------|----|----------------------|----|
| QB Elway, John | 16 | DE Chavous, Barney | 15 |
| RB Lang, Gene | 2 | DE Jones, Rulon | 16 |
| RB Sewell, Steve | 2 | DE Townsend, Andre | 1 |
| RB Willhite, Gerald | 4 | NT Carter, Rubin | 16 |
| RB Winder, Sammy | 12 | NT Kragen, Greg | 1 |
| WR Johnson, Butch | 7 | LB Busick, Steve | 16 |
| WR Johnson, Vance | 8 | LB Dennison, Rick | 7 |
| WR Watson, Steve | 15 | LB Fletcher, Simon | 1 |
| TE Barber, Mike | 1 | LB Hunley, Ricky | 2 |
| TE Kay, Clarence | 16 | LB Jackson, Tom | 5 |
| TE Wright, James | 12 | LB Mecklenburg, Karl | 9 |
| C Bryan, Billy | 16 | LB Ryan, Jim | 14 |
| T/TE Cooper, Mark | 2 | LB Woodward, Ken | 9 |
| T Lanier, Ken | 16 | CB/S Harden, Mike | 16 |
| T Studdard, Dave | 15 | CB Wilson, Steve | 4 |
| G Bishop, Keith | 14 | CB Wright, Louis | 15 |
| G Hood, Winford | 3 | S Foley, Steve | 11 |
| G Howard, Paul | 15 | S Lilly, Tony | 5 |
| | | S Robbins, Randy | 1 |
| | | S Smith, Dennis | 12 |

1985 COACHES

Dan Reeves (Head Coach), Marvin Bass (Special Assistant), Joe Collier (Asst. Head Coach/Defense), Chan Gailey (Special Teams/Defensive Asst.), Alex Gibbs (Head Offensive Line), Stan Jones (Defensive Line), Al Miller (Strength/Conditioning), Myrel Moore (Linebackers), Nick Nicolau (Running Backs), Mike Shanahan (Offensive Coordinator/Quarterbacks and Wide Receivers), Doc Ulrich (Tight Ends/Asst. Offensive Line), Charlie West (Defensive Backs).

1985 LEADERS / RANKINGS

| INDIVIDUAL | PLAYER | NO. | AFC RANK | NFL RANK | NFL LEADER | NO. |
|-----------------|---------------|-------|----------|----------|---------------|-------|
| Scoring | Karlis | 110 | 6 | 8 | Butler (CHI) | 144 |
| Rushing | Winder | 714 | 14 | 27 | Allen (Raid.) | 1,759 |
| Passing Yards | Elway | 3,891 | 2 | 2 | Marino (MIA) | 4,137 |
| Passer Rating | Elway | 70.2 | 8 | 17t | O'Brien (NYJ) | 96.2 |
| Receiving Yards | Watson | 915 | 14 | 22 | Largent (SEA) | 1,287 |
| Receptions | Watson | 61 | 14 | 24 | Craig (SF) | 92 |
| Interceptions | Harden/Wright | 5 | 12t | 21t | Walls (DAL) | 9 |
| Sacks | Mecklenburg | 13 | 4 | 8t | Dent (CHI) | 17 |

| OFFENSE | NO. | AFC RANK | NFL RANK | NFL LEADER | NO. |
|----------------------------|-------|----------|----------|------------|-------|
| Points Per Game | 23.8 | 4 | 7 | San Diego | 29.2 |
| Total Yards Per Game | 343.5 | 6 | 10 | San Diego | 408.4 |
| Yards Per Play | 4.8 | 11 | 20 | San Diego | 5.9 |
| Rushing Yards Per Game | 115.7 | 8 | 16 | Chicago | 172.6 |
| Net Passing Yards Per Game | 227.8 | 4 | 6 | San Diego | 304.4 |

| DEFENSE | NO. | AFC RANK | NFL RANK | NFL LEADER | NO. |
|----------------------------|-------|----------|----------|-----------------|-------|
| Points Per Game | 20.6 | 7 | 13 | Chicago | 12.4 |
| Total Yards Per Game | 323.7 | 7 | 13 | Chicago | 258.4 |
| Yards Per Play | 4.8 | 5t | 9t | New York Giants | 4.2 |
| Rushing Yards Per Game | 123.3 | 7 | 13 | Chicago | 82.4 |
| Net Passing Yards Per Game | 200.4 | 6 | 14 | Washington | 171.6 |

1985 NFL STANDINGS

| AFC EAST | | | | | | | |
|-----------------|----|----|---|------|-----|-----|--|
| Team | W | L | T | Pct | PF | PA | |
| y-Miami | 12 | 4 | 0 | .750 | 428 | 320 | |
| x-New York Jets | 11 | 5 | 0 | .688 | 393 | 264 | |
| x-New England | 11 | 5 | 0 | .688 | 362 | 290 | |
| Indianapolis | 5 | 11 | 0 | .313 | 320 | 386 | |
| Buffalo | 2 | 14 | 0 | .125 | 200 | 381 | |

| AFC CENTRAL | | | | | | |
|-------------|---|----|---|------|-----|-----|
| Team | W | L | T | Pct | PF | PA |
| y-Cleveland | 8 | 8 | 0 | .500 | 287 | 294 |
| Cincinnati | 7 | 9 | 0 | .438 | 441 | 437 |
| Pittsburgh | 7 | 9 | 0 | .438 | 379 | 355 |
| Houston | 5 | 11 | 0 | .313 | 284 | 412 |

| AFC WEST | | | | | | | |
|-----------------|----|----|---|------|-----|-----|--|
| Team | W | L | T | Pct | PF | PA | |
| *y-L.A. Raiders | 12 | 4 | 0 | .750 | 354 | 308 | |
| Denver | 11 | 5 | 0 | .688 | 380 | 329 | |
| Seattle | 8 | 8 | 0 | .500 | 349 | 303 | |
| San Diego | 8 | 8 | 0 | .500 | 467 | 435 | |
| Kansas City | 6 | 10 | 0 | .375 | 317 | 360 | |

| NFC EAST | | | | | | | |
|-------------------|----|----|---|------|-----|-----|--|
| Team | W | L | T | Pct | PF | PA | |
| y-Dallas | 10 | 6 | 0 | .625 | 357 | 333 | |
| x-New York Giants | 10 | 6 | 0 | .625 | 399 | 283 | |
| Washington | 10 | 6 | 0 | .625 | 297 | 312 | |
| Philadelphia | 7 | 9 | 0 | .438 | 286 | 310 | |
| St. Louis | 5 | 11 | 0 | .313 | 278 | 414 | |

| NFC CENTRAL | | | | | | |
|-------------|----|----|---|------|-----|-----|
| Team | W | L | T | Pct | PF | PA |
| *y-Chicago | 15 | 1 | 0 | .938 | 456 | 198 |
| Green Bay | 8 | 8 | 0 | .500 | 337 | 355 |
| Minnesota | 7 | 9 | 0 | .438 | 346 | 359 |
| Detroit | 7 | 9 | 0 | .438 | 307 | 366 |
| Tampa Bay | 2 | 14 | 0 | .125 | 294 | 448 |

| NFC WEST | | | | | | |
|-----------------|----|----|---|------|-----|-----|
| Team | W | L | T | Pct | PF | PA |
| y-L.A. Rams | 11 | 5 | 0 | .688 | 340 | 277 |
| x-San Francisco | 10 | 6 | 0 | .625 | 411 | 263 |
| New Orleans | 5 | 11 | 0 | .313 | 294 | 401 |
| Atlanta | 4 | 12 | 0 | .250 | 282 | 452 |

x - Wild Card Qualifier; y - Division Title; * - Home-field Advantage

WILD CARD PLAYOFF GAMES

12/28 - New England 26, at New York Jets 14
12/29 - at New York Giants 17, San Francisco 3

DIVISIONAL PLAYOFF GAMES

1/4 - at Miami 24, Cleveland 21
1/4 - at L.A. Rams 20, Dallas 0
1/5 - New England 27, at L.A. Raiders 20
1/5 - at Chicago 21, New York Giants 0

CONFERENCE CHAMPIONSHIPS

1/12 - New England 31, at Miami 14
1/12 - at Chicago 24, L.A. Rams 0

SUPER BOWL XX (NEW ORLEANS)

1/26 - Chicago 46, New England 10

1984 FINAL STATISTICS (13-3)

Head Coach: Dan Reeves AFC West: 1st Home Stadium: Mile High Stadium

| Date | W-L | Score | Opponent | Attendance | RUSHING | No. | Yds. | Avg | LG | TD |
|---------|-----|-------|----------------------|------------|------------------|------------|-------------|------------|-----------|-----------|
| Sept 2 | W | 20-17 | Cincinnati | 74,178 | Winder | 296 | 1153 | 3.9 | 24 | 4 |
| Sept 9 | L | 0-27 | at Chicago | 54,335 | Willhite | 77 | 371 | 4.8 | 52 | 2 |
| Sept 16 | W | 24-14 | at Cleveland | 61,980 | Elway | 56 | 237 | 4.2 | 21 | 1 |
| Sept 23 | W | 21-0 | Kansas City | 74,263 | Parros | 46 | 208 | 4.5 | 25 | 2 |
| Sept 30 | W | 16-13 | L.A. Raiders | 74,833 | Lang | 8 | 42 | 5.3 | 15 | 2 |
| Oct 7 | W | 28-7 | at Detroit | 55,836 | Brewer | 10 | 28 | 2.8 | 8 | 0 |
| Oct 15 | W | 17-14 | Green Bay | 62,546 | Kubiak | 9 | 27 | 3.0 | 17 | 1 |
| Oct 21 | W | 37-7 | at Buffalo | 31,204 | Myles | 5 | 7 | 1.4 | 2 | 0 |
| Oct 28 | W | 22-19 | at L.A. Raiders (OT) | 91,020 | Johnson | 1 | 3 | 3.0 | 3 | 0 |
| Nov 4 | W | 26-19 | New England | 74,908 | BRONCOS | 508 | 2076 | 4.1 | 52 | 12 |
| Nov 11 | W | 16-13 | at San Diego | 53,162 | OPPONENTS | 435 | 1664 | 3.8 | 72 | 10 |
| Nov 18 | W | 42-21 | Minnesota | 74,716 | RECEIVING | No. | Yds | Avg | LG | TD |
| Nov 25 | L | 24-27 | Seattle | 74,922 | Watson | 69 | 1170 | 17.0 | 73 | 7 |
| Dec 2 | L | 13-16 | at Kansas City | 38,494 | Winder | 44 | 288 | 6.5 | 21 | 2 |
| Dec 9 | W | 16-13 | San Diego | 74,887 | Johnson | 42 | 587 | 14.0 | 49 | 6 |
| Dec 15 | W | 31-14 | at Seattle | 64,411 | Willhite | 27 | 298 | 11.0 | 63 | 0 |

| TEAM STATISTICS | Den | Opp |
|----------------------------|---------|---------|
| TOTAL FIRST DOWNS | 299 | 311 |
| Rushing | 121 | 90 |
| Passing | 152 | 206 |
| Penalty | 15 | 15 |
| Third-Down Made/Att. | 68/207 | 84/240 |
| Third-Down Efficiency | 33% | 35% |
| Fourth-Down Made/Att. | 6/7 | 8/23 |
| Fourth-Down Efficiency | 86% | 35% |
| TOTAL NET YARDS | 4935 | 5687 |
| Avg. Per Game | 308.4 | 355.4 |
| Total Plays | 1018 | 1123 |
| Avg. Gain Per Play | 4.8 | 5.1 |
| NET YARDS RUSHING | 2076 | 1664 |
| Avg. Per Game | 129.8 | 104.0 |
| Total Rushes | 508 | 435 |
| Avg. Per Rush | 4.1 | 3.8 |
| NET YARDS PASSING | 2859 | 4023 |
| Avg. Per Game | 178.7 | 251.4 |
| Sacked/Yards Lost | 35/257 | 57/430 |
| Gross Yards | 3116 | 4453 |
| Att./Completions | 475/263 | 632/346 |
| Completion Pct. | 55% | 55% |
| Had Intercepted | 17 | 31 |
| Avg. per Pass Play | 5.8 | 5.8 |
| PUNTS/AVERAGE | 96/40.1 | 81/41.5 |
| NET PUNTING AVG | 35.4 | 35.1 |
| TOTAL RETURN YARDAGE | 1725 | 1700 |
| Punt Returns/Average | 41/7.8 | 44/7.5 |
| Kickoff Returns/Average | 45/19.9 | 55/21.5 |
| Intercept. Ret./Average | 31/16.5 | 17/11.1 |
| PENALTIES/YARDS | 78/636 | 104/891 |
| FUMBLES/BALL LOST | 36/17 | 44/24 |
| TOUCHDOWNS | 42 | 26 |
| Rushing | 12 | 10 |
| Passing | 22 | 16 |
| Returns | 8 | 0 |
| Extra Points Made/Attempts | 38/41 | 26/26 |
| Field Goals Made/Attempts | 21/28 | 19/33 |
| TOTAL POINTS | 353 | 241 |

| SCORE BY PERIODS | 1 | 2 | 3 | 4 | OT | Total |
|------------------|----|-----|----|----|----|-------|
| BRONCOS | 75 | 125 | 68 | 82 | 3 | 353 |
| OPPONENTS | 49 | 74 | 45 | 73 | 0 | 241 |

| SCORING | TD | Ru | Pa | Rt | PAT | FG | S | PTS |
|------------------|-----------|-----------|-----------|----------|--------------|--------------|----------|------------|
| Karlis | 0 | 0 | 0 | 0 | 38/41 | 21/28 | 0 | 101 |
| Watson | 7 | 0 | 7 | 0 | 0/0 | 0/0 | 0 | 42 |
| Winder | 6 | 4 | 2 | 0 | 0/0 | 0/0 | 0 | 36 |
| Johnson | 6 | 0 | 6 | 0 | 0/0 | 0/0 | 0 | 36 |
| Lang | 3 | 2 | 1 | 0 | 0/0 | 0/0 | 0 | 18 |
| Kay | 3 | 0 | 3 | 0 | 0/0 | 0/0 | 0 | 18 |
| Parros | 2 | 2 | 0 | 0 | 0/0 | 0/0 | 0 | 12 |
| Foley | 2 | 0 | 0 | 2 | 0/0 | 0/0 | 0 | 12 |
| Willhite | 2 | 2 | 0 | 0 | 0/0 | 0/0 | 0 | 12 |
| Kubiak | 1 | 1 | 0 | 0 | 0/0 | 0/0 | 0 | 6 |
| Robbins | 1 | 0 | 0 | 1 | 0/0 | 0/0 | 0 | 6 |
| Smith | 1 | 0 | 0 | 1 | 0/0 | 0/0 | 0 | 6 |
| Woodard | 1 | 0 | 0 | 1 | 0/0 | 0/0 | 0 | 6 |
| Jones | 1 | 0 | 0 | 1 | 0/0 | 0/0 | 0 | 6 |
| Alexander | 1 | 0 | 0 | 1 | 0/0 | 0/0 | 0 | 6 |
| Harden | 1 | 0 | 0 | 1 | 0/0 | 0/0 | 0 | 6 |
| Sampson | 1 | 0 | 1 | 0 | 0/0 | 0/0 | 0 | 6 |
| Wright, L. | 1 | 0 | 0 | 1 | 0/0 | 0/0 | 0 | 6 |
| Wright, J. | 1 | 0 | 1 | 0 | 0/0 | 0/0 | 0 | 6 |
| Elway | 1 | 1 | 0 | 0 | 0/0 | 0/0 | 0 | 6 |
| BRONCOS | 42 | 12 | 22 | 8 | 38/41 | 21/28 | 0 | 353 |
| OPPONENTS | 26 | 10 | 16 | 0 | 26/26 | 19/33 | 1 | 241 |

| | | | | | | | | | |
|------------------|-----------|-----------|-----------|----------|--------------|--------------|----------|------------|---|
| Kubiak | 1 | 1 | 0 | 0 | 0/0 | 0/0 | 0 | 6 | FIELD GOAL BREAKDOWN Distance 1-19 20-29 30-39 40-49 50+ Total Karlis 1/1 6/7 7/8 6/9 1/3 21/28 OPPONENTS 1/1 4/7 3/8 10/13 1/4 19/33 Karlis: (1 (50N) (25G) (46N) (27G,32G,19G) (51N) (30G) (45G,40G,45G) (41G,24G,42N,35G) (1) (44G,45G,34N,37G) (1) (27G,25N) (22G,37G,42N) (30G,50G,28G) (34G) SACKS: Jones 11, Chavous 7.5, Mecklenburg 7, T. Jackson 6, Townsend 5, Carter 3, Bowyer 3, Dennison 3, Ryan 3, Woodard 3, Busick 1, Comeaux 1, Garnett 1, Robbins 1, D. Smith 1, Wilson 0.5. TOTAL: 57 |
| Robbins | 0 | 0 | 0 | 1 | 0/0 | 0/0 | 0 | 6 | |
| Smith | 1 | 0 | 0 | 1 | 0/0 | 0/0 | 0 | 6 | |
| Woodard | 1 | 0 | 0 | 1 | 0/0 | 0/0 | 0 | 6 | |
| Jones | 1 | 0 | 0 | 1 | 0/0 | 0/0 | 0 | 6 | |
| Alexander | 1 | 0 | 0 | 0 | 0/0 | 0/0 | 0 | 6 | |
| Harden | 1 | 0 | 0 | 1 | 0/0 | 0/0 | 0 | 6 | |
| Sampson | 1 | 0 | 0 | 1 | 0/0 | 0/0 | 0 | 6 | |
| Wright, L. | 1 | 0 | 0 | 1 | 0/0 | 0/0 | 0 | 6 | |
| Wright, J. | 1 | 0 | 1 | 0 | 0/0 | 0/0 | 0 | 6 | |
| Elway | 1 | 1 | 0 | 0 | 0/0 | 0/0 | 0 | 6 | |
| BRONCOS | 42 | 12 | 22 | 8 | 38/41 | 21/28 | 0 | 353 | |
| OPPONENTS | 26 | 10 | 16 | 0 | 26/26 | 19/33 | 1 | 241 | |

1984 DEFENSIVE STATS

(based on coaches' film review)

| | TT | UT | A | S-YDS | I-YDS | PD | FR |
|----------------|--------------|--------------|------------|---------------|---------------|-----------|-----------|
| 1 Busick | 195 | 112 | 83 | 1-9 | 2-21 | 4 | 1 |
| 2 Foley | 167 | 108 | 59 | 0-0 | 6-97 | 10 | 2 |
| 3 Dennison | 164 | 104 | 60 | 3-11 | 0-0 | 3 | 0 |
| 4 Jackson, T. | 141 | 89 | 52 | 6-45 | 0-0 | 13 | 1 |
| 5 Wright | 113 | 98 | 15 | 0-0 | 1-1 | 14 | 2 |
| 6 Ryan | 106 | 59 | 47 | 3-25 | 1-13 | 2 | 1 |
| 7 Jones | 105 | 50 | 55 | 11-83 | 0-0 | 1 | 2 |
| 8 Harden | 97 | 70 | 27 | 0-0 | 6-79 | 18 | 2 |
| 9 Smith, D. | 92 | 68 | 24 | 1-9 | 3-13 | 9 | 1 |
| 10 Carter | 84 | 53 | 31 | 3-20 | 0-0 | 0 | 3 |
| 11 Chavous | 66 | 40 | 26 | 7.5-42 | 0-0 | 1 | 0 |
| 12 Bowyer | 58 | 35 | 23 | 3-21 | 0-0 | 0 | 1 |
| 13 Townsend | 51 | 32 | 19 | 5-36 | 0-0 | 0 | 1 |
| 14 Woodard | 49 | 30 | 19 | 3-32 | 1-27 | 3 | 0 |
| 15 Wilson | 46 | 38 | 8 | 0.5-0 | 4-59 | 2 | 1 |
| 16 Mecklenburg | 41 | 35 | 6 | 7-80 | 2-105 | 2 | 1 |
| 17 Garnett | 41 | 24 | 17 | 1-6 | 0-0 | 4 | 1 |
| 18 Robbins | 28 | 19 | 9 | 1-9 | 2-62 | 9 | 1 |
| 19 Jackson, R. | 17 | 12 | 5 | 0-0 | 1-23 | 2 | 0 |
| 20 Comeaux | 10 | 7 | 3 | 1-12 | 1-5 | 0 | 1 |
| 21 Manor | 5 | 2 | 3 | 0-0 | 0-0 | 0 | 0 |
| 22 Lilly | 3 | 2 | 1 | 0-0 | 1-5 | 0 | 1 |
| 23 Hunley | 1 | 1 | 0 | 0-0 | 0-0 | 0 | 0 |
| 24 Smith, A. | 1 | 1 | 0 | 0-0 | 0-0 | 0 | 0 |
| TOTALS | 1,681 | 1,089 | 592 | 57-440 | 31-510 | 97 | 23 |

1984 GAMES STARTED

| OFFENSE | | DEFENSE | |
|---------------------|----|----------------------|----|
| QB Elway, John | 14 | DE Bowyer, Walt | 1 |
| QB Kubiak, Gary | 2 | DE Chavous, Barney | 15 |
| RB Parros, Rick | 2 | DE Jones, Rulon | 16 |
| RB Summers, Don | 1 | NT Carter, Rubin | 15 |
| RB Willhite, Gerald | 1 | NT Garnett, Scott | 1 |
| RB Winder, Sammy | 15 | LB Busick, Steve | 16 |
| WR Johnson, Butch | 11 | LB Dennison, Rick | 15 |
| WR Sampson, Clint | 3 | LB Jackson, Tom | 16 |
| WR Watson, Steve | 15 | LB Mecklenburg, Karl | 1 |
| WR Wilson, Steve | 1 | LB Ryan, Jim | 14 |
| TE Kay, Clarence | 13 | LB Woodard, Ken | 2 |
| TE Sawyer, John | 8 | CB Harden, Mike | 16 |
| TE Wright, Jim | 9 | CB Wilson Steve | 15 |
| C Bryan, Billy | 16 | CB Wright, Louis | 1 |
| T Hood, Winford | 2 | S Foley, Steve | 16 |
| T Lanier, Ken | 15 | S Robbins, Randy | 1 |
| T Studdard, Dave | 16 | S Smith, Dennis | 15 |
| G Bishop, Keith | 14 | | |
| G Cooper, Mark | 4 | | |
| G Howard, Paul | 14 | | |

1984 COACHES

Dan Reeves (Head Coach), Marvin Bass (Head Offensive Line), Joe Collier (Asst. Head Coach/Defense), Alex Gibbs (Offensive Line), L.J. Gorman (Strength/Conditioning), Stan Jones (Defensive Line), Myrel Moore (Linebackers), Nick Nicolau (Running Backs), Fran Polsoot (Tight Ends/Special Teams), Mike Shanahan (Wide Receivers), Charlie West (Defensive Backs).

1984 LEADERS / RANKINGS

| INDIVIDUAL | PLAYER | NO. | AFC RANK | NFL RANK | NFL LEADER | NO. |
|-----------------|--------------|-------|----------|----------|------------------|-------|
| Scoring | Karlis | 101 | 6 | 121 | Werschung (SF) | 131 |
| Rushing | Winder | 1,153 | 3 | 11 | Dickerson (Rams) | 1,808 |
| Passing Yards | Elway | 2,598 | 7 | 15 | Marino (MIA) | 5,084 |
| Passer Rating | Elway | 76.8 | 8 | 16 | Marino (MIA) | 108.9 |
| Receiving Yards | Watson | 1,170 | 4 | 7 | Green (STL) | 1,555 |
| Receptions | Watson | 69 | 61 | 141 | Monk (WAS) | 106 |
| Interceptions | Foley/Harden | 6 | 51 | 111 | Easley (SEA) | 10 |
| Sacks | Jones | 11 | 141 | 241 | Gastineau (NYJ) | 22 |

| OFFENSE | NO. | AFC RANK | NFL RANK | NFL LEADER | NO. |
|----------------------------|-------|----------|----------|------------|-------|
| Points Per Game | 22.1 | 7 | 11 | Miami | 32.1 |
| Total Yards Per Game | 308.4 | 10 | 22 | Miami | 433.5 |
| Yards Per Play | 4.8 | 11 | 201 | Miami | 6.5 |
| Rushing Yards Per Game | 129.8 | 4 | 10 | Chicago | 185.9 |
| Net Passing Yards Per Game | 178.7 | 13 | 24 | Miami | 313.6 |

| DEFENSE | NO. | AFC RANK | NFL RANK | NFL LEADER | NO. |
|----------------------------|-------|----------|----------|---------------|-------|
| Points Per Game | 15.1 | 1 | 2 | San Francisco | 14.2 |
| Total Yards Per Game | 355.4 | 12 | 25 | Chicago | 241.4 |
| Yards Per Play | 5.1 | 81 | 161 | L.A. Raiders | 4.3 |
| Rushing Yards Per Game | 104.0 | 2 | 5 | Chicago | 86.1 |
| Net Passing Yards Per Game | 251.4 | 13 | 27 | New Orleans | 153.3 |

1984 NFL STANDINGS

AFC EAST

| Team | W | L | T | Pct | PF | PA |
|---------------|----|----|---|------|-----|-----|
| *y-Miami | 14 | 2 | 0 | .875 | 513 | 298 |
| New England | 9 | 7 | 0 | .563 | 362 | 352 |
| New York Jets | 7 | 9 | 0 | .438 | 332 | 364 |
| Indianapolis | 4 | 12 | 0 | .250 | 239 | 414 |
| Buffalo | 2 | 14 | 0 | .125 | 250 | 454 |

AFC CENTRAL

| Team | W | L | T | Pct | PF | PF |
|--------------|---|----|---|------|-----|-----|
| y-Pittsburgh | 9 | 7 | 0 | .563 | 387 | 310 |
| Cincinnati | 8 | 8 | 0 | .500 | 339 | 339 |
| Cleveland | 5 | 11 | 0 | .313 | 250 | 297 |
| Houston | 3 | 13 | 0 | .188 | 240 | 437 |

AFC WEST

| Team | W | L | T | Pct | PF | PF |
|----------------|-----------|----------|----------|-------------|------------|------------|
| y-Denver | 13 | 3 | 0 | .813 | 353 | 241 |
| x-Seattle | 12 | 4 | 0 | .750 | 418 | 282 |
| x-L.A. Raiders | 11 | 5 | 0 | .688 | 368 | 278 |
| Kansas City | 8 | 8 | 0 | .500 | 314 | 324 |
| San Diego | 7 | 9 | 0 | .438 | 394 | 413 |

NFC EAST

| Team | W | L | T | Pct | PF | PF |
|-------------------|----|---|---|------|-----|-----|
| y-Washington | 11 | 5 | 0 | .688 | 426 | 310 |
| x-New York Giants | 9 | 7 | 0 | .563 | 299 | 301 |
| St. Louis | 9 | 7 | 0 | .563 | 423 | 345 |
| Dallas | 9 | 7 | 0 | .563 | 308 | 308 |
| Philadelphia | 6 | 9 | 1 | .406 | 278 | 320 |

NFC CENTRAL

| Team | W | L | T | Pct | PF | PF |
|-----------|----|----|---|------|-----|-----|
| y-Chicago | 10 | 6 | 0 | .625 | 325 | 248 |
| Green Bay | 8 | 8 | 0 | .500 | 390 | 309 |
| Tampa Bay | 6 | 10 | 0 | .375 | 335 | 380 |
| Detroit | 4 | 11 | 1 | .281 | 283 | 408 |
| Minnesota | 3 | 13 | 0 | .188 | 276 | 484 |

NFC WEST

| Team | W | L | T | Pct | PF | PF |
|------------------|----|----|---|------|-----|-----|
| *y-San Francisco | 15 | 1 | 0 | .938 | 475 | 227 |
| x-L.A. Rams | 10 | 6 | 0 | .625 | 346 | 316 |
| New Orleans | 7 | 9 | 0 | .438 | 298 | 361 |
| Atlanta | 4 | 12 | 0 | .250 | 281 | 382 |

x - Wild Card Qualifier; y - Division Title; * - Home-field Advantage

WILD CARD PLAYOFF GAMES

12/22 - at Seattle 13, L.A. Raiders 7

12/23 - New York Giants 16, at L.A. Rams 13

DIVISIONAL PLAYOFF GAMES

12/29 - at Miami 31, Seattle 10

12/29 - at San Francisco 21, New York Giants 10

12/30 - Pittsburgh 24, at Denver 17

12/30 - Chicago 23, at Washington 19

CONFERENCE CHAMPIONSHIPS

1/6 - at Miami 45, Pittsburgh 28

1/6 - at San Francisco 23, Chicago 0

SUPER BOWL XIX (STANFORD, CALIF.)

1/20 - San Francisco

1983 FINAL STATISTICS (9-7)

Head Coach: Dan Reeves AFC West: 3rd Home Stadium: Mile High Stadium

| Date | W-L | Score | Opponent | Attendance | RUSHING | No. | Yds. | Avg | Long | TD |
|---------|-----|-------|-----------------|------------|------------------|------------|-------------|------------|-----------|-----------|
| Sept 4 | W | 14-10 | at Pittsburgh | 58,233 | Winder | 196 | 757 | 3.9 | 52 | 3 |
| Sept 11 | W | 17-10 | at Baltimore | 52,613 | Poole | 81 | 246 | 3.0 | 19 | 4 |
| Sept 18 | L | 10-13 | Philadelphia | 74,202 | Preston | 57 | 222 | 3.9 | 28 | 1 |
| Sept 25 | L | 7-22 | L.A. Raiders | 74,289 | Willhite | 43 | 188 | 4.4 | 24t | 3 |
| Oct 2 | L | 14-31 | at Chicago | 58,210 | Elway | 28 | 146 | 5.2 | 23 | 1 |
| Oct 9 | W | 26-14 | at Houston | 58,210 | Parros | 30 | 96 | 3.2 | 13 | 1 |
| Oct 16 | W | 24-17 | Cincinnati | 74,305 | Myles | 8 | 52 | 6.5 | 16 | 0 |
| Oct 23 | W | 14-6 | San Diego | 74,581 | DeBerg | 13 | 28 | 2.2 | 11 | 1 |
| Oct 30 | W | 27-24 | Kansas City | 74,640 | Upchurch | 6 | 19 | 3.2 | 9 | 0 |
| Nov 6 | L | 19-27 | at Seattle | 61,189 | Kubiak | 4 | 17 | 4.3 | 8 | 1 |
| Nov 13 | L | 20-22 | at L.A. Raiders | 51,945 | Watson | 3 | 17 | 5.7 | 10 | 0 |
| Nov 20 | W | 38-27 | Seattle | 74,710 | Prestridge | 1 | -11 | -11.0 | -11 | 0 |
| Nov 27 | L | 7-31 | at San Diego | 43,650 | Wright, J. | 1 | -11 | -11.0 | -11 | 0 |
| Dec 4 | W | 27-6 | Cleveland | 70,912 | BRONCOS | 471 | 1784 | 3.8 | 52 | 15 |
| Dec 11 | W | 21-19 | Baltimore | 74,854 | OPPONENTS | 509 | 1938 | 3.8 | 29 | 14 |
| Dec 18 | L | 17-48 | at Kansas City | 11,377 | | | | | | |

| TEAM STATISTICS | | | | Den | Opp | RECEIVING | | | | No. | Yds | Avg | Long | TD |
|----------------------------|--|--|--|---------|----------|---------------|-----|----|-------|-----|------|------|------|----|
| TOTAL FIRST DOWNS | | | | 292 | 321 | Watson | | | | 59 | 1133 | 19.2 | 78t | 5 |
| Rushing | | | | 99 | 119 | Upchurch | | | | 40 | 639 | 16.0 | 40 | 2 |
| Passing | | | | 155 | 185 | Winder | | | | 23 | 150 | 6.5 | 17 | 0 |
| Penalty | | | | 38 | 17 | Egloff | | | | 20 | 205 | 10.3 | 32 | 0 |
| Third-Down Made/Att. | | | | 68/213 | 92/235 | Poole | | | | 20 | 184 | 9.2 | 23 | 0 |
| Third-Down Efficiency | | | | 32% | 39% | Preston | | | | 17 | 137 | 8.1 | 25 | 1 |
| TOTAL NET YARDS | | | | 4811 | 5609 | Willhite | | | | 14 | 153 | 10.9 | 26t | 1 |
| Avg. Per Game | | | | 300.7 | 350.6 | Wright, J. | | | | 13 | 134 | 10.3 | 23 | 0 |
| Total Plays | | | | 1025 | 1099 | Thomas | | | | 12 | 182 | 15.2 | 44 | 0 |
| Avg. Gain Per Play | | | | 4.7 | 5.1 | Parros | | | | 12 | 126 | 10.5 | 33t | 2 |
| NET YARDS RUSHING | | | | 1784 | 1938 | Sampson | | | | 10 | 200 | 20.0 | 49t | 3 |
| Avg. Per Game | | | | 111.5 | 121.1 | Myles | | | | 7 | 119 | 17.0 | 33 | 1 |
| Total Rushes | | | | 471 | 509 | Odoms | | | | 4 | 62 | 15.5 | 21 | 0 |
| Avg. Per Rush | | | | 3.8 | 3.8 | Sawyer | | | | 3 | 42 | 14.0 | 17 | 0 |
| NET YARDS PASSING | | | | 3027 | 3671 | BRONCOS | | | | 254 | 3466 | 13.6 | 78t | 17 |
| Avg. Per Game | | | | 189.2 | 229.4 | OPPONENTS | | | | 307 | 3988 | 13.0 | 72t | 18 |
| Sacked/Yards Lost | | | | 55/439 | 38/317 | | | | | | | | | |
| Gross Yards | | | | 3466 | 3988 | | | | | | | | | |
| Att./Completions | | | | 499/254 | 552/307 | INTERCEPTIONS | | | | | | | | |
| Completion Pct. | | | | 50.9% | 55.6% | No. | | | | | | | | |
| Had Intercepted | | | | 22 | 27 | Yds | | | | | | | | |
| Avg. per Pass Play | | | | 5.5 | 6.2 | Avg | | | | | | | | |
| PUNTS/AVERAGE | | | | 87/41.6 | 77/44.2 | Long | | | | | | | | |
| NET PUNTING AVG | | | | 34.0 | 36.2 | TD | | | | | | | | |
| TOTAL RETURN YARDAGE | | | | 1852 | 1629 | | | | | | | | | |
| Punt Returns/Average | | | | 38/11.1 | 55/9.5 | | | | | | | | | |
| Kickoff Returns/Average | | | | 56/19.2 | 46/17.9 | | | | | | | | | |
| Intercept. Ret./Average | | | | 27/13.1 | 22/12.8 | | | | | | | | | |
| PENALTIES/YARDS | | | | 100/804 | 138/1097 | BRONCOS | | | | | | | | |
| FUMBLES/BALL LOST | | | | 34/19 | 46/20 | OPPONENTS | | | | | | | | |
| TOUCHDOWNS | | | | 34 | 36 | | | | | | | | | |
| Rushing | | | | 15 | 14 | PUNTING | | | | | | | | |
| Passing | | | | 17 | 18 | No. | | | | | | | | |
| Returns | | | | 2 | 4 | Yds | | | | | | | | |
| Extra Points Made/Attempts | | | | 33/34 | 34/35 | TB | | | | | | | | |
| Field Goals Made/Attempts | | | | 21/25 | 25/33 | in20 | | | | | | | | |
| TOTAL POINTS | | | | 302 | 327 | Lg | | | | | | | | |
| SCORE BY PERIODS | | | | 1 | 2 | 3 | 4 | OT | TOTAL | B | | | | |
| BRONCOS | | | | 41 | 80 | 39 | 142 | 0 | 302 | — | | | | |
| OPPONENTS | | | | 85 | 87 | 76 | 79 | 0 | 327 | | | | | |

| SCORING | TD | Ru | Pa | Rt | PAT | FG | \$ | PTS |
|------------------|-----------|-----------|-----------|----------|--------------|--------------|----------|------------|
| Karlis | 0 | 0 | 0 | 0 | 33/34 | 21/25 | 0 | 96 |
| Watson | 5 | 0 | 5 | 0 | 0/0 | 0/0 | 0 | 30 |
| Poole | 4 | 4 | 0 | 0 | 0/0 | 0/0 | 0 | 24 |
| Willhite | 4 | 3 | 1 | 0 | 0/0 | 0/0 | 0 | 24 |
| Parros | 3 | 1 | 2 | 0 | 0/0 | 0/0 | 0 | 18 |
| Sampson | 3 | 0 | 3 | 0 | 0/0 | 0/0 | 0 | 18 |
| Winder | 3 | 3 | 0 | 0 | 0/0 | 0/0 | 0 | 18 |
| Egloff | 2 | 0 | 2 | 0 | 0/0 | 0/0 | 0 | 12 |
| Preston | 2 | 1 | 1 | 0 | 0/0 | 0/0 | 0 | 12 |
| Upchurch | 2 | 0 | 2 | 0 | 0/0 | 0/0 | 0 | 12 |
| Chavous | 1 | 0 | 0 | 1 | 0/0 | 0/0 | 0 | 6 |
| DeBerg | 1 | 1 | 0 | 0 | 0/0 | 0/0 | 0 | 6 |
| Elway | 1 | 1 | 0 | 0 | 0/0 | 0/0 | 0 | 6 |
| Kubiak | 1 | 1 | 0 | 0 | 0/0 | 0/0 | 0 | 6 |
| Myles | 1 | 0 | 1 | 0 | 0/0 | 0/0 | 0 | 6 |
| Thomas | 1 | 0 | 0 | 1 | 0/0 | 0/0 | 0 | 6 |
| Jones | 0 | 0 | 0 | 0 | 0/0 | 0/0 | 1 | 2 |
| BRONCOS | 34 | 15 | 17 | 2 | 33/34 | 21/25 | 1 | 302 |
| OPPONENTS | 36 | 14 | 18 | 4 | 34/36 | 25/33 | 0 | 327 |

| PASSING | Att. | Comp. | Yds. | Cmp.% | Yd./Att. | TD | TD% | Int. | Int.% | LG | Tkd/Yds | Rtg. |
|------------------|------------|------------|-------------|-------------|-------------|-----------|------------|-----------|------------|------------|---------------|-------------|
| DeBerg | 215 | 119 | 1617 | 55.3 | 7.52 | 9 | 4.2 | 7 | 3.3 | 54 | 25/201 | 79.7 |
| Kubiak | 22 | 12 | 186 | 54.5 | 8.45 | 1 | 4.5 | 1 | 4.5 | 78t | 2/20 | 78.9 |
| Elway | 259 | 123 | 1663 | 47.5 | 6.42 | 7 | 2.7 | 14 | 5.4 | 49t | 28/218 | 54.9 |
| Willhite | 1 | 0 | 0 | 0.0 | 0.00 | 0 | 0.0 | 0 | 0.0 | 0 | 0/0 | 39.5 |
| Upchurch | 2 | 0 | 0 | 0.0 | 0.00 | 0 | 0.0 | 0 | 0.0 | 0 | 0/0 | 39.5 |
| BRONCOS | 499 | 254 | 3466 | 50.9 | 6.95 | 17 | 3.4 | 22 | 4.4 | 78t | 55/439 | 66.4 |
| OPPONENTS | 552 | 307 | 3988 | 55.6 | 7.22 | 18 | 3.3 | 27 | 4.9 | 72t | 38/317 | 69.0 |

1983 DEFENSIVE STATS

(based on coaches' film review)

| | TT | UT | A | S-YDS | I-YDS | FR |
|----------------|--------------|--------------|------------|---------------|---------------|-----------|
| 1 Gradishar | 224 | 133 | 91 | 2.5-20 | 1-5 | 3 |
| 2 Busick | 130 | 71 | 59 | 2-16 | 0-0 | 0 |
| 3 Foley | 124 | 85 | 39 | 0-0 | 5-28 | 1 |
| Jackson, T. | 124 | 77 | 47 | 5.5-59 | 1-0 | 2 |
| 5 Smith, D. | 114 | 79 | 35 | 5-32 | 0-0 | 0 |
| 6 Wright, L. | 113 | 81 | 32 | 1-1 | 6-50 | 1 |
| 7 Ryan | 102 | 64 | 38 | 0-0 | 0-0 | 1 |
| 8 Chavous | 99 | 62 | 37 | 4.5-25 | 0-0 | 1 |
| 9 Harden | 98 | 64 | 34 | 0-0 | 4-27 | 3 |
| Carter | 98 | 47 | 51 | 1-12 | 0-0 | 3 |
| 11 Jones | 72 | 42 | 30 | 4-22 | 0-0 | 2 |
| 12 Manor | 56 | 36 | 20 | 3-18 | 0-0 | 1 |
| Jackson, R. | 56 | 29 | 27 | 1-10 | 1-15 | 0 |
| 14 Wilson | 55 | 45 | 10 | 0-0 | 5-91 | 0 |
| 15 Latimer | 51 | 33 | 18 | 0.5-4 | 0-0 | 0 |
| 16 Bowyer | 45 | 27 | 18 | 2-19 | 0-0 | 1 |
| 17 Mecklenburg | 24 | 12 | 12 | 2-20 | 0-0 | 0 |
| 18 Stachowski | 21 | 9 | 12 | 0-0 | 4-39 | 0 |
| 19 Dennison | 19 | 9 | 10 | 0-0 | 0-0 | 0 |
| 20 Woodard | 18 | 15 | 3 | 1-12 | 0-0 | 2 |
| 21 Myers | 11 | 9 | 2 | 0-0 | 0-0 | 0 |
| 22 Swenson | 8 | 1 | 7 | 0-0 | 0-0 | 0 |
| 23 Dupree | 1 | 1 | 0 | 0-0 | 0-0 | 0 |
| TOTALS | 1,663 | 1,031 | 632 | 35-270 | 27-355 | 21 |

1983 GAMES STARTED

| OFFENSE | | DEFENSE | |
|-------------------|----|---------------------|----|
| QB DeBerg, Steve | 5 | DE Bowyer, Walt | 3 |
| QB Elway, John | 10 | DE Chavous, Barney | 13 |
| QB Kubiak, Gary | 1 | DE Jones, Rulon | 12 |
| RB Parros, Rick | 5 | DE Manor, Brison | 4 |
| RB Poole, Nathan | 10 | NT Carter, Rubin | 15 |
| RB Preston, Dave | 3 | NT Latimer, Don | 3 |
| RB Winder, Sammy | 13 | LB Busick, Steve | 15 |
| WR Sampson, Clint | 2 | LB Dennison, Rick | 1 |
| WR Upchurch, Rick | 11 | LB Gradishar, Randy | 16 |
| WR Watson, Steve | 16 | LB Jackson, Tom | 15 |
| TE Egloff, Ron | 10 | LB Ryan, Jim | 12 |
| TE Sawyer, John | 4 | LB Swenson, Bob | 2 |
| TE Wright, Jim | 6 | LB Woodard, Ken | 1 |
| C Bryan, Billy | 16 | CB Harden, Mike | 15 |
| T Lanier, Ken | 16 | CB Wilson, Steve | 3 |
| T Studdard, Dave | 16 | CB Wright, Louis | 16 |
| G Bishop, Keith | 16 | S Foley, Steve | 13 |
| G Cooper, Mark | 2 | S Jackson, Roger | 3 |
| G Howard, Paul | 14 | S Smith, Dennis | 13 |
| | | S Trimble, Steve | 1 |

1983 COACHES

Dan Reeves (Head Coach), Marvin Bass (Special Assistant), Joe Collier (Asst. Head Coach/Defense), I.J. Gorman (Strength/Conditioning), John Hadl (Quarterbacks/Wide Receivers), Stan Jones (Defensive Line), Myrel Moore (Linebackers), Nick Nicolau (Running Backs), Fran Polsoot (Tight Ends/Special Teams), Dan Radakovich (Offensive Line), Charlie West (Defensive Backs).

1983 LEADERS / RANKINGS

| INDIVIDUAL | PLAYER | NO. | AFC RANK | NFL RANK | NFL LEADER | NO. |
|-----------------|-------------|-------|----------|----------|---------------------|-------|
| Scoring | Karlis | 96 | 8 | 15 | Moseley (WAS) | 161 |
| Rushing | Winder | 757 | 12 | 23 | Dickerson (Rams) | 1,808 |
| Passing Yards | Elway | 1,663 | 15 | 28 | Dickey (GB) | 4,458 |
| Passer Rating | DeBerg | 79.8 | 8 | 14 | Bartkowski (ATL) | 97.6 |
| Receiving Yards | Watson | 1,133 | 5 | 10 | Quick (PHI) | 1,409 |
| Receptions | Watson | 59 | 11 | 18t | Christensen (Raid.) | 92 |
| Interceptions | Wright | 6 | 8t | 15t | Murphy (WAS) | 9 |
| Sacks | Jackson, T. | 5.5 | 26t | 62t | Gastineau (NYJ) | 19 |

| OFFENSE | NO. | AFC RANK | NFL RANK | NFL LEADER | NO. |
|----------------------------|-------|----------|----------|------------|-------|
| Points Per Game | 18.9 | 10 | 21 | Washington | 33.8 |
| Total Yards Per Game | 300.7 | 14 | 26 | San Diego | 387.3 |
| Yards Per Play | 4.7 | 11t | 21t | Green Bay | 6.1 |
| Rushing Yards Per Game | 111.5 | 11 | 23 | Chicago | 170.4 |
| Net Passing Yards Per Game | 189.2 | 9 | 20 | San Diego | 291.3 |

| DEFENSE | NO. | AFC RANK | NFL RANK | NFL LEADER | NO. |
|----------------------------|-------|----------|----------|-------------|-------|
| Points Per Game | 20.4 | 5 | 9 | Miami | 15.6 |
| Total Yards Per Game | 350.6 | 9 | 21 | Cincinnati | 270.4 |
| Yards Per Play | 5.1 | 7t | 17t | Cincinnati | 4.4 |
| Rushing Yards Per Game | 121.1 | 4 | 10 | Washington | 80.6 |
| Net Passing Yards Per Game | 229.4 | 12 | 23 | New Orleans | 168.2 |

1983 NFL STANDINGS

| AFC EAST | Team | W | L | T | Pct | PF | PA |
|---------------|------|---|---|---|------|-----|-----|
| y-Miami | 12 | 4 | 0 | 0 | .750 | 389 | 250 |
| New England | 8 | 8 | 0 | 0 | .500 | 274 | 289 |
| Buffalo | 8 | 8 | 0 | 0 | .500 | 283 | 351 |
| Baltimore | 7 | 9 | 0 | 0 | .438 | 264 | 354 |
| New York Jets | 7 | 9 | 0 | 0 | .438 | 313 | 331 |

| AFC CENTRAL | Team | W | L | T | Pct | PF | PF |
|--------------|------|----|---|---|------|-----|-----|
| y-Pittsburgh | 10 | 6 | 0 | 0 | .625 | 355 | 303 |
| Cleveland | 9 | 7 | 0 | 0 | .563 | 356 | 342 |
| Cincinnati | 7 | 9 | 0 | 0 | .438 | 346 | 302 |
| Houston | 2 | 14 | 0 | 0 | .125 | 288 | 460 |

| AFC WEST | Team | W | L | T | Pct | PF | PF |
|-----------------|------|----|---|---|------|-----|-----|
| *y-L.A. Raiders | 12 | 4 | 0 | 0 | .750 | 442 | 338 |
| x-Seattle | 9 | 7 | 0 | 0 | .563 | 403 | 397 |
| x-Denver | 9 | 7 | 0 | 0 | .563 | 302 | 327 |
| San Diego | 6 | 10 | 0 | 0 | .375 | 358 | 462 |
| Kansas City | 6 | 10 | 0 | 0 | .375 | 386 | 367 |

| NFC EAST | Team | W | L | T | Pct | PF | PF |
|-----------------|------|----|---|---|------|-----|-----|
| *y-Washington | 14 | 2 | 0 | 0 | .875 | 541 | 332 |
| x-Dallas | 12 | 4 | 0 | 0 | .750 | 479 | 360 |
| St. Louis | 8 | 7 | 1 | 0 | .531 | 374 | 428 |
| Philadelphia | 5 | 11 | 0 | 0 | .313 | 233 | 322 |
| New York Giants | 3 | 12 | 1 | 0 | .219 | 267 | 347 |

| NFC CENTRAL | Team | W | L | T | Pct | PF | PF |
|-------------|------|----|---|---|------|-----|-----|
| y-Detroit | 9 | 7 | 0 | 0 | .563 | 347 | 286 |
| Green Bay | 8 | 8 | 0 | 0 | .500 | 429 | 439 |
| Chicago | 8 | 8 | 0 | 0 | .500 | 311 | 301 |
| Minnesota | 8 | 8 | 0 | 0 | .500 | 316 | 348 |
| Tampa Bay | 2 | 14 | 0 | 0 | .125 | 241 | 380 |

| NFC WEST | Team | W | L | T | Pct | PF | PF |
|-----------------|------|---|---|---|------|-----|-----|
| y-San Francisco | 10 | 6 | 0 | 0 | .625 | 432 | 293 |
| x-L.A. Rams | 9 | 7 | 0 | 0 | .563 | 361 | 344 |
| New Orleans | 8 | 8 | 0 | 0 | .500 | 319 | 337 |
| Atlanta | 7 | 9 | 0 | 0 | .438 | 370 | 389 |

x - Wild Card Qualifier; y - Division Title; * - Home-field Advantage

WILD CARD PLAYOFF GAMES

12/24 - at Seattle 31, Denver 7

12/26 - L.A. Rams 24, at Dallas 17

DIVISIONAL PLAYOFF GAMES

12/31 - Seattle 27, at Miami 20

12/31 - at San Francisco 24, Detroit 23

1/1 - at L.A. Raiders 38, Pittsburgh 10

1/1 - at Washington 51, L.A. Rams 7

CONFERENCE CHAMPIONSHIPS

1/8 - at L.A. Raiders 30, Seattle 14

1/8 - at Washington 24, San Francisco 21

SUPER BOWL XVIII (TAMPA, FLA.)

1/22 - L.A. Raiders 38, Washington 9

1982 FINAL STATISTICS (2-7)

Head Coach: Dan Reeves AFC West: 5th Home Stadium: Mile High Stadium

| Date | W-L | Score | Opponent | Attendance | RUSHING | No. | Yds. | Avg | LG | TD |
|---------|-----|-------|-----------------|-----------------|------------------|-----|------|------|----|----|
| Sept 12 | L | 3-23 | San Diego | 73,564 | Willhite | 70 | 347 | 5.0 | 23 | 2 |
| Sept 19 | L | 24-21 | San Francisco | 73,899 | Parros | 77 | 277 | 3.6 | 14 | 1 |
| Sept 26 | W | | at New Orleans | Canceled | Winder | 67 | 259 | 3.9 | 18 | 1 |
| Oct 3 | | | Pittsburgh | Canceled | Preston | 19 | 81 | 4.3 | 13 | 0 |
| Oct 10 | | | at N.Y. Jets | Canceled | Poole | 7 | 36 | 5.1 | 20 | 0 |
| Oct 17 | | | at Houston | Canceled | DeBerg | 8 | 27 | 3.4 | 6t | 1 |
| Oct 24 | | | L.A. Raiders | Canceled | Herrmann | 3 | 7 | 2.3 | 6t | 1 |
| Oct 31 | | | Buffalo | Canceled | Lytle | 2 | 2 | 1.0 | 2 | 0 |
| Nov 7 | | | at Seattle | Resched. Jan. 2 | Watson | 1 | -4 | -4.0 | -4 | 0 |
| Nov 14 | | | at Kansas City | Canceled | Wright | 1 | -4 | -4.0 | -4 | 0 |
| Nov 21 | L | 10-17 | Seattle | 73,916 | Upchurch | 2 | -10 | -5.0 | -3 | 0 |
| Nov 28 | L | 20-30 | at San Diego | 47,629 | BRONCOS | 257 | 1018 | 4.0 | 23 | 6 |
| Dec 5 | L | 27-34 | Atlanta | 73,984 | OPPONENTS | 293 | 935 | 3.2 | 46 | 8 |
| Dec 12 | W | 27-24 | at L.A. Rams | 48,112 | | | | | | |
| Dec 19 | L | 16-37 | Kansas City | 74,192 | RECEIVING | No. | Yds | Avg | LG | TD |
| Dec 26 | L | 10-27 | at L.A. Raiders | 44,160 | Parros | 37 | 259 | 7.0 | 24 | 2 |
| Jan 2 | L | 11-13 | at Seattle | 43,145 | Watson | 36 | 555 | 15.4 | 41 | 2 |

TEAM STATISTICS

TOTAL FIRST DOWNS

| | | | |
|-----------------------|--------|-----|--------|
| Rushing | 52 | Opp | 176 |
| Passing | 103 | | 53 |
| Penalty | 15 | | 104 |
| Third-Down Made/Att. | 43/121 | | 19 |
| Third-Down Efficiency | 36% | | 48/132 |
| TOTAL NET YARDS | 2837 | | 36% |

Avg. Per Game

Total Plays

Avg. Gain Per Play

NET YARDS RUSHING

Avg. Per Game

Total Rushes

Avg. Per Rush

NET YARDS PASSING

Avg. Per Game

Sacked/Yards Lost

Gross Yards

Att./Completions

Completion Pct.

Had Intercepted

Average per Pass Play

PUNTS/AVERAGE

NET PUNTING AVG

TOTAL RETURN YARDAGE

Punt Returns/Average

Kickoff Returns/Average

Intercept. Ret./Average

PENALTIES/YARDS

FUMBLES/BALL LOST

TOUCHDOWNS

Rushing

Passing

Returns

Extra Points Made/Attempts

Field Goals Made/Attempts

TOTAL POINTS

SCORE BY PERIODS

BRONCOS

OPPONENTS

SCORING

TD

Ru

Pa

Rt

PAT

FG

S

TP

Karlis

Upchurch

Parros

Willhite

Watson

DeBerg

Winder

Herrmann

Wright

Boyd

Chavous

BRONCOS

OPPONENTS

PASSING

Att.

Comp.

Yds.

Cmp.%

Yd./Att.

TD

TD%

Int.

Int.%

LG

Tkd/Yds

Rtg.

INTERCEPTIONS

No.

Yds

Avg

LG

TD

Kyle

Wilson

Wright

Harden

Smith

Jackson

Thomas

BRONCOS

OPPONENTS

PUNTING

No.

Yds

Avg

TB

in20

LG

B

Prestridge

OPPONENTS

PUNT RETURNS

Ret

FC

Yds

Avg

LG

TD

Upchurch

Willhite

BRONCOS

OPPONENTS

KICKOFF RETURNS

No.

Yds

Avg

LG

TD

Willhite

Manning

Wilson

Jucker

Poole

BRONCOS

OPPONENTS

FIELD GOAL BREAKDOWN

Distance

1-19

20-29

30-39

40-49

50+

Total

Karlis

2/2

3/3

3/4

3/4

4/5

3/6

17/24

OPPONENTS

SACKS: Chavous 5, Gradišhar 2, Jones 2, Manor 2, D. Smith 2, T. Jackson 1, Latimer 1, Wright 1. TOTAL: 16

TOTAL: 16

TOTAL: 16

TOTAL: 16

TOTAL: 16

1982 DEFENSIVE STATS

(based on coaches' film review)

| | TT | UT | A | S-YDS | I-YDS | FR |
|----------------|-----|-----|-----|--------|--------|----|
| 1 Gradišhar | 151 | 80 | 71 | 2-16 | 0-0 | 1 |
| 2 Jackson, T. | 86 | 47 | 39 | 1-1 | 1-8 | 0 |
| 3 Ryan | 84 | 54 | 30 | 0-0 | 0-0 | 0 |
| 4 Evans | 80 | 55 | 25 | 0-0 | 0-0 | 0 |
| 5 Smith | 65 | 53 | 12 | 2-11 | 1-29 | 0 |
| 6 Jones | 64 | 34 | 30 | 2-11 | 0-0 | 0 |
| 7 Chavous | 62 | 35 | 27 | 5-42 | 0-0 | 0 |
| 8 Wright, L. | 54 | 44 | 10 | 1-1 | 2-18 | 1 |
| 9 Kyle | 52 | 36 | 16 | 0-0 | 3-26 | 1 |
| 10 Harden | 51 | 35 | 16 | 0-0 | 2-3 | 1 |
| Carter | 51 | 23 | 28 | 0-0 | 0-0 | 0 |
| 12 Wilson | 48 | 33 | 15 | 0-0 | 2-22 | 1 |
| Latimer | 48 | 31 | 17 | 1-9 | 0-0 | 0 |
| 14 Trimble | 20 | 12 | 8 | 0-0 | 0-0 | 0 |
| Manor | 20 | 10 | 10 | 2-11 | 0-0 | 0 |
| 16 Boyd | 16 | 8 | 8 | 0-0 | 0-0 | 0 |
| 17 Thomas | 14 | 9 | 5 | 0-0 | 1-0 | 0 |
| 18 Swenson | 11 | 2 | 9 | 0-0 | 0-0 | 0 |
| 19 Jackson, R. | 5 | 2 | 3 | 0-0 | 0-0 | 0 |
| Foley | 5 | 1 | 4 | 0-0 | 0-0 | 0 |
| 21 Busick | 4 | 1 | 3 | 0-0 | 0-0 | 0 |
| TOTALS | 991 | 605 | 386 | 16-112 | 12-106 | 5 |

1982 GAMES STARTED

| OFFENSE | DEFENSE |
|---------------------|-----------------------|
| QB DeBerg, Steve | 5 DE Chavous, Barney |
| QB Herrmann, Mark | 1 DE Jones, Rulon |
| QB Morton, Craig | 3 NT Carter, Rubin |
| RB Parros, Rick | 9 NT Latimer, Don |
| RB Preston, Dave | 5 LB Evans, Larry |
| RB Willhite, Gerald | 2 LB Gradišhar, Randy |
| RB Winder, Sammy | 2 LB Jackson, Tom |
| WR Upchurch, Rick | 8 LB Ryan, Jim |
| WR Watson, Steve | 9 CB Kyle, Aaron |
| TE Egloff, Ron | 1 CB Wilson, Steve |
| TE Odums, Riley | 6 CB Wright, Louis |
| TE Wright, Jim | 3 S Foley, Steve |
| C Bryan, Billy | 9 S Harden, Mike |
| T Lanier, Ken | 9 S Smith, Dennis |
| T Minor, Claude | 7 S Trimble, Steve |
| T Uecker, Keith | 2 |
| G Glassic, Tom | 9 |
| G Studdard, Dave | 9 |

1982 COACHES

Dan Reeves (Head Coach), Marvin Bass (Special Assistant), Joe Collier (Asst. Head Coach/Defense), Rod Dowhower (Offensive Coordinator/Wide Receivers), Jerry Frei (Offensive Line), Stan Jones (Defensive Line), Richie McCabe (Defensive Backs), Nick Nicolau (Running Backs), Fran Poltfoot (Tight Ends/Special Teams), Bob Zeman (Linebackers).

1982 LEADERS / RANKINGS

| INDIVIDUAL | PLAYER | NO. | AFC RANK | NFL RANK | NFL LEADER | NO. |
|----------------------------|----------|-------|----------|----------|-----------------|-------|
| Scoring | Karlis | 48 | 8 | 16 | Benirschke (SD) | 80 |
| Rushing | Willhite | 347 | 15 | 28 | McNeil (NYJ) | 786 |
| Passing Yards | DeBerg | 1,405 | 8 | 19 | Fouts (SD) | 2,883 |
| Passer Rating | DeBerg | 67.2 | 7 | 20 | Anderson (CIN) | 95.3 |
| Receiving Yards | Watson | 555 | 9 | 12 | Chandler (SD) | 1,032 |
| Receptions | Parros | 37 | 10 | 15t | D. Clark (SF) | 60 |
| Interceptions | Kyle | 3 | 3t | 4t | Walls (DAL) | 7 |
| Sacks | Chavous | 5 | 11t | 26t | Martin (MIN) | 11.5 |
| OFFENSE | | | AFC RANK | NFL RANK | NFL LEADER | NO. |
| Points Per Game | | 16.4 | 9 | 20 | San Diego | 32.0 |
| Total Yards Per Game | | 315.2 | 7 | 15 | San Diego | 449.8 |
| Yards Per Play | | 4.8 | 7t | 16t | San Diego | 6.6 |
| Rushing Yards Per Game | | 113.1 | 9 | 17 | Buffalo | 152.3 |
| Net Passing Yards Per Game | | 202.1 | 6 | 15 | San Diego | 325.2 |
| DEFENSE | | | AFC RANK | NFL RANK | NFL LEADER | NO. |
| Points Per Game | | 25.1 | 12 | 25 | Washington | 14.2 |
| Total Yards Per Game | | 352.1 | 11 | 24 | Miami | 256.9 |
| Yards Per Play | | 5.1 | 9 | 20t | Miami | 4.2 |
| Rushing Yards Per Game | | 103.9 | 4 | 7 | Pittsburgh | 84.7 |
| Net Passing Yards Per Game | | 248.2 | 12 | 26 | Miami | 114.1 |

1982 NFL STANDINGS

(As a result of a 57-day players' strike, the 1982 NFL regular-season schedule was reduced from 16 weeks to nine. At the conclusion of the regular season, the NFL conducted a 16-team postseason Super Bowl tournament. Eight teams from each conference were seeded 1-8 based on their records during the season.)

AFC

| Team | W | L | T | Pct | PF | PA |
|-----------------|---|---|---|------|-----|-----|
| 1-L.A. Raiders | 8 | 1 | 0 | .889 | 260 | 200 |
| 2-Miami | 7 | 2 | 0 | .778 | 198 | 131 |
| 3-Cincinnati | 7 | 2 | 0 | .778 | 232 | 177 |
| 4-Pittsburgh | 6 | 3 | 0 | .667 | 204 | 146 |
| 5-San Diego | 6 | 3 | 0 | .667 | 288 | 221 |
| 6-New York Jets | 6 | 3 | 0 | .667 | 245 | 166 |
| 7-New England | 5 | 4 | 0 | .556 | 143 | 157 |
| 8-Cleveland | 4 | 5 | 0 | .444 | 140 | 182 |
| Buffalo | 4 | 5 | 0 | .444 | 150 | 154 |
| Seattle | 4 | 5 | 0 | .444 | 127 | 147 |
| Kansas City | 3 | 6 | 0 | .333 | 176 | 184 |
| Denver | 2 | 7 | 0 | .222 | 148 | 226 |
| Houston | 1 | 8 | 0 | .111 | 136 | 245 |
| Baltimore | 0 | 8 | 1 | .056 | 113 | 236 |

NFC

| Team | W | L | T | Pct | PF | PF |
|-----------------|---|---|---|------|-----|-----|
| 1-Washington | 8 | 1 | 0 | .889 | 190 | 128 |
| 2-Dallas | 6 | 3 | 0 | .667 | 226 | 145 |
| 3-Green Bay | 5 | 3 | 1 | .611 | 226 | 169 |
| 4-Minnesota | 5 | 4 | 0 | .556 | 187 | 198 |
| 5-Atlanta | 5 | 4 | 0 | .556 | 183 | 199 |
| 6-St. Louis | 5 | 4 | 0 | .556 | 135 | 170 |
| 7-Tampa Bay | 5 | 4 | 0 | .556 | 158 | 178 |
| 8-Detroit | 4 | 5 | 0 | .444 | 181 | 176 |
| New Orleans | 4 | 5 | 0 | .444 | 129 | 160 |
| New York Giants | 4 | 5 | 0 | .444 | 164 | 160 |
| San Francisco | 3 | 6 | 0 | .333 | 209 | 206 |
| Chicago | 3 | 6 | 0 | .333 | 141 | 174 |
| Philadelphia | 3 | 6 | 0 | .333 | 191 | 195 |
| L.A. Rams | 2 | 7 | 0 | .222 | 200 | 250 |

FIRST ROUND PLAYOFF GAMES

1/8 - at Miami 28, New England 13

1/8 - at L.A. Raiders 27, Cleveland 10

1/8 - at Washington 31, Detroit 7

1/8 - at Green Bay 41, St. Louis 16

1/9 - New York Jets 44, at Cincinnati 17

1/9 - San Diego 31, at Pittsburgh 28

1/9 - at Minnesota 30, Atlanta 24

1/9 - at Dallas 30, Tampa Bay 17

SECOND ROUND PLAYOFF GAMES

1/15 - New York Jets 17, at L.A. Raiders 14

1/15 - at Washington 21, Minnesota 7

1/16 - at Miami 34, San Diego 13

1/16 - at Dallas 37, Green Bay 26

CONFERENCE CHAMPIONSHIPS

1/22 - at Washington 31, Dallas 17

1981 FINAL STATISTICS (10-6)

Head Coach: Dan Reeves AFC West: 2nd Home Stadium: Mile High Stadium

| Date | W-L | Score | Opponent | Attendance | RUSHING | No. | Yds. | Avg | LG | TD |
|---------|-----|-------|----------------|------------|-----------|-----|------|------|-----|----|
| Sept 6 | W | 9-7 | Oakland | 74,796 | Parros | 176 | 749 | 4.3 | 25 | 2 |
| Sept 13 | L | 10-13 | at Seattle | 58,513 | Preston | 183 | 640 | 3.5 | 23 | 0 |
| Sept 20 | W | 28-10 | Baltimore | 74,804 | Reed | 68 | 156 | 2.3 | 10 | 0 |
| Sept 27 | W | 42-24 | San Diego | 74,844 | Canada | 33 | 113 | 3.4 | 11 | 3 |
| Oct 4 | W | 17-0 | at Oakland | 51,035 | Lytle | 30 | 106 | 3.5 | 18 | 4 |
| Oct 11 | W | 27-21 | Detroit | 74,816 | Upchurch | 5 | 56 | 11.2 | 37 | 0 |
| Oct 18 | L | 14-28 | at Kansas City | 74,672 | DeBerg | 9 | 40 | 4.4 | 11 | 0 |
| Oct 25 | L | 7-9 | at Buffalo | 77,757 | Morton | 8 | 18 | 2.3 | 5 | 0 |
| Nov 2 | W | 19-17 | Minnesota | 74,834 | Wright | 1 | 11 | 11.0 | 11 | 0 |
| Nov 8 | W | 23-20 | Cleveland (OT) | 74,859 | Watson | 2 | 6 | 3.0 | 6 | 0 |
| Nov 15 | W | 24-7 | at Tampa Bay | 64,518 | BRONCOS | 515 | 1895 | 3.7 | 37 | 12 |
| Nov 22 | L | 21-38 | at Cincinnati | 57,207 | OPPONENTS | 467 | 2005 | 4.3 | 82t | 17 |
| Nov 29 | L | 17-34 | at San Diego | 51,533 | RECEIVING | No. | Yds | Avg | LG | TD |
| Dec 6 | W | 16-13 | Kansas City | 74,744 | Watson | 60 | 1244 | 20.7 | 95t | 13 |
| Dec 13 | W | 23-13 | Seattle | 74,527 | Preston | 52 | 507 | 9.8 | 37 | 0 |
| Dec 20 | L | 24-35 | at Chicago | 40,125 | Odoms | 38 | 516 | 13.6 | 28 | 5 |

| TEAM STATISTICS | Den | Opp |
|----------------------------|---------|---------|
| TOTAL FIRST DOWNS | 306 | 268 |
| Rushing | 91 | 103 |
| Passing | 181 | 142 |
| Penalty | 34 | 23 |
| Third-Down Made/Att. | 86/230 | 74/219 |
| Third-Down Efficiency | 37% | 34% |
| TOTAL NET YARDS | 5426 | 4878 |
| Avg. Per Game | 339.1 | 304.9 |
| Total Plays | 1062 | 1000 |
| Avg. Gain Per Play | 5.1 | 4.9 |
| NET YARDS RUSHING | 1895 | 2005 |
| Avg. Per Game | 118.4 | 125.3 |
| Total Rushes | 515 | 467 |
| Avg. Per Rush | 3.7 | 4.3 |
| NET YARDS PASSING | 3531 | 2873 |
| Avg. Per Game | 220.7 | 179.6 |
| Sacked/Yards Lost | 61/461 | 36/295 |
| Gross Yards | 3992 | 3168 |
| Att./Completions | 485/289 | 497/267 |
| Completion Pct. | 60% | 54% |
| Had Intercepted | 21 | 23 |
| Average per Pass Play | 6.5 | 5.4 |
| PUNTS/AVERAGE | 86/40.4 | 88/43.1 |
| NET PUNTING AVG | 34.8 | 36.0 |
| TOTAL RETURN YARDAGE | 1584 | 1800 |
| Punt Returns/Average | 51/8.6 | 46/8.4 |
| Kickoff Returns/Average | 47/17.0 | 47/21.4 |
| Intercept. Ret./Average | 23/14.9 | 21/19.3 |
| PENALTIES/YARDS | 99/832 | 104/949 |
| FUMBLES/BALL LOST | 26/18 | 36/23 |
| TOUCHDOWNS | 39 | 35 |
| Rushing | 12 | 17 |
| Passing | 27 | 13 |
| Returns | 0 | 5 |
| Extra Points Made/Attempts | 36/38 | 34/35 |
| Field Goals Made/Attempts | 17/30 | 15/27 |
| TOTAL POINTS | 321 | 289 |

| SCORE BY PERIODS | 1 | 2 | 3 | 4 | OT | Total |
|------------------|----|----|----|----|----|-------|
| BRONCOS | 67 | 91 | 74 | 86 | 3 | 321 |
| OPPONENTS | 63 | 80 | 71 | 75 | 0 | 289 |

| SCORING | TD | Ru | Pa | Rt | PAT | FG | S | PTS |
|------------|----|----|----|----|-------|-------|---|-----|
| Steinfort | 0 | 0 | 0 | 0 | 36/37 | 17/30 | 0 | 87 |
| Watson | 13 | 0 | 13 | 0 | 0/0 | 0/0 | 0 | 78 |
| Lytle | 5 | 4 | 1 | 0 | 0/0 | 0/0 | 0 | 30 |
| Odoms | 5 | 0 | 5 | 0 | 0/0 | 0/0 | 0 | 30 |
| Canada | 4 | 3 | 1 | 0 | 0/0 | 0/0 | 0 | 24 |
| Upchurch | 3 | 0 | 3 | 0 | 0/0 | 0/0 | 0 | 18 |
| Parros | 3 | 2 | 1 | 0 | 0/0 | 0/0 | 0 | 18 |
| Preston | 3 | 3 | 0 | 0 | 0/0 | 0/0 | 0 | 18 |
| Egloff | 1 | 0 | 1 | 0 | 0/0 | 0/0 | 0 | 6 |
| Wright | 1 | 0 | 1 | 0 | 0/0 | 0/0 | 0 | 6 |
| Moses | 1 | 0 | 1 | 0 | 0/0 | 0/0 | 0 | 6 |
| Prestridge | 0 | 0 | 0 | 0 | 0/1 | 0/0 | 0 | 0 |
| BRONCOS | 39 | 12 | 27 | 0 | 36/38 | 17/30 | 0 | 321 |
| OPPONENTS | 35 | 17 | 13 | 5 | 34/35 | 15/27 | 0 | 289 |

| PASSING | Att. | Comp. | Yds. | Cmp.% | Yd./Att. | TD | TD% | Int. | Int.% | LG | Tkd/Yds | Rtg. |
|-----------|------|-------|------|-------|----------|-----|-----|------|-------|-----|---------|------|
| Morton | 376 | 225 | 3195 | 59.8 | 8.50 | 21 | 5.6 | 14 | 3.7 | 95t | 54/394 | 90.5 |
| DeBerg | 108 | 64 | 797 | 59.3 | 7.38 | 6 | 5.6 | 6 | 5.6 | 44 | 7/67 | 77.5 |
| Reed | 1 | 0 | 0 | 0.0 | 0.00 | 0 | 0.0 | 0 | 0.0 | 0 | 0/0 | 0.0 |
| BRONCOS | 485 | 289 | 3992 | 59.6 | 8.23 | 227 | 5.6 | 21 | 4.3 | 95t | 61/461 | 86.7 |
| OPPONENTS | 497 | 267 | 3168 | 53.7 | 6.37 | 13 | 2.6 | 23 | 4.6 | 65t | 36/295 | 62.8 |

1981 DEFENSIVE STATS

(based on coaches' film review)

| | TT | UT | A | S-YDS | I-YDS | FR |
|---------------|-------|-------|-----|--------|--------|----|
| 1 Gradishar | 258 | 168 | 90 | 1-8 | 4-38 | 0 |
| 2 Swenson | 145 | 103 | 42 | 3-27 | 3-53 | 3 |
| 3 Jackson | 144 | 95 | 49 | 4-33 | 0-0 | 1 |
| 4 Evans | 126 | 81 | 45 | 2-10 | 1-1 | 1 |
| 5 Carter | 101 | 67 | 34 | 3-18 | 0-0 | 1 |
| 6 Chavous | 93 | 58 | 35 | 4-29 | 0-0 | 1 |
| 7 Thompson | 91 | 59 | 32 | 1-9 | 4-14 | 2 |
| 8 Foley | 87 | 53 | 34 | 0-0 | 5-81 | 1 |
| 9 Latimer | 71 | 51 | 20 | 2-5-30 | 0-0 | 1 |
| Jones | 71 | 37 | 34 | 9.5-86 | 0-0 | 1 |
| 11 Kyle | 68 | 62 | 6 | 0-0 | 2-40 | 4 |
| 12 Smith, D. | 45 | 42 | 3 | 0-0 | 1-65 | 2 |
| 13 Manor | 39 | 27 | 12 | 4-35 | 1-16 | 0 |
| 14 Harden | 37 | 23 | 14 | 0-0 | 2-34 | 1 |
| 15 Smith, P. | 35 | 32 | 3 | 0-0 | 0-0 | 0 |
| 16 Boyd | 34 | 19 | 15 | 1-10 | 0-0 | 1 |
| 17 Wright, L. | 32 | 25 | 7 | 1-11 | 0-0 | 1 |
| 18 Ryan | 22 | 15 | 7 | 0-0 | 0-0 | 0 |
| 19 Busick | 1 | 1 | 0 | 0-0 | 0-0 | 2 |
| Merrill | 1 | 1 | 0 | 0-0 | 0-0 | 0 |
| TOTALS | 1,501 | 1,019 | 482 | 36-306 | 23-342 | 23 |

1981 GAMES STARTED

| OFFENSE | DEFENSE |
|-------------------|------------------------|
| QB Morton, Craig | 16 DE Chavous, Barney |
| RB Parros, Rick | 16 DE Jones, Rulon |
| RB Preston, Dave | 15 NT Carter, Rubin |
| WR Moses, Haven | 6 LB Evans, Larry |
| WR Upchurch, Rick | 10 LB Gradishar, Randy |
| WR Watson, Steve | 12 LB Jackson, Tom |
| WR Wilson, Steve | 1 LB Swenson, Bob |
| TE Egloff, Ron | 5 CB Kyle, Aaron |
| TE Odums, Riley | 15 CB Smith, Dennis |
| C Bryan, Billy | 13 CB Smith, Perry |
| C Hyde, Glenn | 3 CB Wright, Louis |
| T Clark, Kelvin | 3 S Foley, Steve |
| T Lanier, Ken | 1 S Harden, Mike |
| T Minor, Claudie | 13 S Thompson, Billy |
| T Studdard, Dave | 16 |
| G Glassic, Tom | 16 |
| G Howard, Paul | 15 |

1981 COACHES

Dan Reeves (Head Coach), Joe Collier (Defensive Coordinator), Rod Dowhower (Wide Receivers), Jerry Frei (Offensive Line), Reed Johnson (Special Teams), Stan Jones (Defensive Line), Charlie Lee (Running Backs), Richie McCabe (Defensive Backs), Nick Nicolau (Special Assistant), Fran Poltfoot (Tight Ends), Bob Zeman (Linebackers).

1981 LEADERS / RANKINGS

| INDIVIDUAL | PLAYER | NO. | AFC RANK | NFL RANK | NFL LEADER | NO. |
|-----------------|-----------|-------|----------|----------|----------------|-------|
| Scoring | Steinfort | 87 | 6 | 15t | Two Players | 121 |
| Rushing | Parros | 749 | 12 | 24 | Rogers (NO) | 1,674 |
| Passing Yards | Morton | 3,195 | 6 | 11 | Fouts (SD) | 4,802 |
| Passer Rating | Morton | 90.6 | 2t | 2t | Anderson (CIN) | 98.4 |
| Receiving Yards | Watson | 1,244 | 1t | 3t | Jenkins (ATL) | 1,358 |
| Receptions | Watson | 60 | 13 | 24 | Winslow (SD) | 88 |
| Interceptions | Foley | 5 | 6t | 21t | Walls (DAL) | 11 |

| OFFENSE | NO. | AFC RANK | NFL RANK | NFL LEADER | NO. |
|----------------------------|-------|----------|----------|------------|-------|
| Points Per Game | 20.1 | 9 | 17 | San Diego | 29.9 |
| Total Yards Per Game | 339.1 | 7 | 14 | San Diego | 421.5 |
| Yards Per Play | 5.1 | 7t | 14t | San Diego | 6.0 |
| Rushing Yards Per Game | 118.4 | 11 | 21 | Detroit | 174.7 |
| Net Passing Yards Per Game | 220.7 | 5 | 8 | San Diego | 296.2 |

| DEFENSE | NO. | AFC RANK | NFL RANK | NFL LEADER | NO. |
|----------------------------|-------|----------|----------|-----------------|-------|
| Points Per Game | 18.1 | 4 | 9 | Philadelphia | 13.8 |
| Total Yards Per Game | 304.9 | 2 | 6 | Philadelphia | 277.9 |
| Yards Per Play | 4.9 | 3t | 9t | New York Giants | 4.2 |
| Rushing Yards Per Game | 125.3 | 7 | 13 | Detroit | 101.4 |
| Net Passing Yards Per Game | 179.6 | 2 | 5 | Philadelphia | 168.5 |

1981 NFL STANDINGS

AFC EAST

| Team | W | L | T | Pct | PF | PA |
|-----------------|----|----|---|------|-----|-----|
| y-Miami | 11 | 4 | 1 | .719 | 345 | 275 |
| x-New York Jets | 10 | 5 | 1 | .656 | 355 | 287 |
| x-Buffalo | 10 | 6 | 0 | .625 | 311 | 276 |
| New England | 2 | 14 | 0 | .125 | 322 | 370 |
| Baltimore | 2 | 14 | 0 | .125 | 259 | 533 |

AFC CENTRAL

| Team | W | L | T | Pct | PF | PF |
|---------------|----|----|---|------|-----|-----|
| *y-Cincinnati | 12 | 4 | 0 | .750 | 421 | 304 |
| Pittsburgh | 8 | 8 | 0 | .500 | 356 | 297 |
| Houston | 7 | 9 | 0 | .438 | 281 | 355 |
| Cleveland | 5 | 11 | 0 | .313 | 276 | 375 |

AFC WEST

| Team | W | L | T | Pct | PF | PF |
|-------------|----|----|---|------|-----|-----|
| y-San Diego | 10 | 6 | 0 | .625 | 478 | 390 |
| Denver | 10 | 6 | 0 | .625 | 321 | 289 |
| Kansas City | 9 | 7 | 0 | .563 | 343 | 290 |
| Oakland | 7 | 9 | 0 | .438 | 273 | 343 |
| Seattle | 6 | 10 | 0 | .375 | 322 | 388 |

NFC EAST

| Team | W | L | T | Pct | PF | PF |
|-------------------|----|---|---|------|-----|-----|
| y-Dallas | 12 | 4 | 0 | .750 | 367 | 277 |
| x-Philadelphia | 10 | 6 | 0 | .625 | 368 | 221 |
| x-New York Giants | 9 | 7 | 0 | .563 | 295 | 257 |
| Washington | 8 | 8 | 0 | .500 | 347 | 349 |
| St. Louis | 7 | 9 | 0 | .438 | 315 | 408 |

NFC CENTRAL

| Team | W | L | T | Pct | PF | PF |
|-------------|---|----|---|------|-----|-----|
| y-Tampa Bay | 9 | 7 | 0 | .563 | 315 | 268 |
| Detroit | 8 | 8 | 0 | .500 | 397 | 322 |
| Green Bay | 8 | 8 | 0 | .500 | 324 | 361 |
| Minnesota | 7 | 9 | 0 | .438 | 325 | 369 |
| Chicago | 6 | 10 | 0 | .375 | 253 | 324 |

NFC WEST

| Team | W | L | T | Pct | PF | PF |
|------------------|----|----|---|------|-----|-----|
| *y-San Francisco | 13 | 3 | 0 | .813 | 357 | 250 |
| Atlanta | 7 | 9 | 0 | .438 | 426 | 355 |
| Los Angeles | 6 | 10 | 0 | .375 | 303 | 351 |
| New Orleans | 4 | 12 | 0 | .250 | 207 | 378 |

x - Wild Card Qualifier; y - Division Title; * - Home-field Advantage

WILD CARD PLAYOFF GAMES

12/27 - Buffalo 31, at New York Jets 27
12/27 - New York Giants 27, at Philadelphia 21

DIVISIONAL PLAYOFF GAMES

1/2 - at Dallas 38, Tampa Bay 0
1/3 - at Cincinnati 28, Buffalo 21
1/3 - at San Francisco 38, New York Giants 24

CONFERENCE CHAMPIONSHIPS

1/10 - at Cincinnati 27, San Diego 7
1/10 - at San Francisco 28, Dallas 27

SUPER BOWL XVI (PONTIAC, MICH.)

1/24 - San Francisco 26, Cincinnati 21

1980 FINAL STATISTICS (8-8)

Head Coach: Red Miller AFC West: 4th Home Stadium: Mile High Stadium

| Date | W-L | Score | Opponent | Attendance | RUSHING | No. | Yds. | Avg | LG | TD |
|---------|-----|-------|-----------------|------------|------------------|------------|-------------|------------|-----------|-----------|
| Sept 7 | L | 6-27 | at Philadelphia | 70,307 | Jensen | 101 | 476 | 4.7 | 32 | 2 |
| Sept 14 | W | 41-20 | Dallas | 74,919 | Armstrong | 106 | 470 | 4.4 | 20 | 4 |
| Sept 21 | L | 13-30 | San Diego | 74,970 | Preston | 111 | 385 | 3.5 | 19 | 4 |
| Sept 29 | L | 14-23 | at New England | 59,602 | Lytle | 57 | 223 | 3.9 | 35 | 1 |
| Oct 5 | W | 19-16 | at Cleveland | 81,065 | Keyworth | 38 | 127 | 3.3 | 14 | 1 |
| Oct 13 | W | 20-17 | Washington | 74,657 | McCutcheon | 12 | 52 | 4.3 | 12 | 0 |
| Oct 19 | L | 17-23 | Kansas City | 74,459 | Upchurch | 5 | 49 | 9.8 | 21 | 0 |
| Oct 26 | W | 14-9 | at N.Y. Giants | 67,598 | Robinson | 21 | 47 | 2.2 | 22 | 3 |
| Nov 2 | L | 16-20 | Houston | 74,717 | Morton | 21 | 29 | 1.4 | 9 | 1 |
| Nov 9 | W | 20-13 | at San Diego | 51,435 | Moorehead | 6 | 7 | 3.5 | 4 | 0 |
| Nov 16 | W | 31-24 | N.Y. Jets | 72,114 | Knapple | 6 | 0 | 0.0 | 0 | 0 |
| Nov 23 | W | 36-20 | Seattle | 73,274 | BRONCOS | 480 | 1865 | 3.9 | 35 | 16 |
| Dec 1 | L | 3-9 | at Oakland | 51,583 | OPPONENTS | 554 | 2117 | 3.8 | 55 | 10 |
| Dec 7 | L | 14-31 | at Kansas City | 40,237 | | | | | | |
| Dec 14 | L | 21-24 | Oakland | 73,974 | | | | | | |
| Dec 21 | W | 25-17 | at Seattle | 51,853 | | | | | | |

| TEAM STATISTICS | Den | Opp |
|----------------------------|---------|---------|
| TOTAL FIRST DOWNS | 286 | 303 |
| Rushing | 107 | 125 |
| Passing | 158 | 158 |
| Penalty | 21 | 20 |
| Third-Down Made/Att. | 84/223 | 91/228 |
| Third-Down Efficiency | 38% | 40% |
| TOTAL NET YARDS | 4642 | 5242 |
| Avg. Per Game | 290.1 | 327.6 |
| Total Plays | 992 | 1043 |
| Avg. Gain Per Play | 4.7 | 5.0 |
| NET YARDS RUSHING | 1865 | 2117 |
| Avg. Per Game | 116.6 | 132.3 |
| Total Rushes | 480 | 554 |
| NET YARDS PASSING | 2777 | 3125 |
| Avg. Per Game | 173.6 | 195.3 |
| Sacked/Yards Lost | 44/330 | 39/324 |
| Gross Yards | 3107 | 3449 |
| Att./Completions | 467/262 | 449/270 |
| Completion Pct. | 56% | 60% |
| Had Intercepted | 25 | 16 |
| Average per Pass Play | 5.4 | 6.4 |
| PUNTS/AVERAGE | 70/41.9 | 70/41.6 |
| NET PUNTING AVG | 35.9 | 34.1 |
| TOTAL RETURN YARDAGE | 2041 | 2021 |
| Punt Returns/Average | 42/9.7 | 52/8.5 |
| Kickoff Returns/Average | 62/20.8 | 55/21.6 |
| Intercept. Ret./Average | 16/21.4 | 25/15.6 |
| PENALTIES/YARDS | 93/899 | 101/850 |
| FUMBLES/BALL LOST | 25/12 | 26/12 |
| TOUCHDOWNS | 33 | 34 |
| Rushing | 16 | 10 |
| Passing | 14 | 20 |
| Returns | 3 | 4 |
| Extra Points Made/Attempts | 32/33 | 32/34 |
| Field Goals Made/Attempts | 26/34 | 29/40 |
| TOTAL POINTS | 310 | 323 |

| SCORE BY PERIODS | 1 | 2 | 3 | 4 | OT | Total |
|------------------|----|-----|----|----|----|-------|
| BRONCOS | 63 | 90 | 86 | 71 | 0 | 310 |
| OPPONENTS | 39 | 158 | 38 | 88 | 0 | 323 |

| SCORING | TD | Ru | Pa | Rt | PAT | FG | S | PTS |
|------------------|-----------|-----------|-----------|----------|--------------|--------------|----------|------------|
| Steinfeld | 0 | 0 | 0 | 0 | 32/33 | 26/34 | 0 | 110 |
| Odoms | 6 | 0 | 6 | 0 | 0/0 | 0/0 | 0 | 36 |
| Moses | 4 | 0 | 4 | 0 | 0/0 | 0/0 | 0 | 24 |
| Preston | 4 | 4 | 0 | 0 | 0/0 | 0/0 | 0 | 24 |
| Armstrong | 4 | 4 | 0 | 0 | 0/0 | 0/0 | 0 | 24 |
| Robinson | 3 | 3 | 0 | 0 | 0/0 | 0/0 | 0 | 18 |
| Upchurch | 3 | 0 | 3 | 0 | 0/0 | 0/0 | 0 | 18 |
| Jensen | 3 | 2 | 1 | 0 | 0/0 | 0/0 | 0 | 18 |
| Lytle | 1 | 1 | 0 | 0 | 0/0 | 0/0 | 0 | 6 |
| Morton | 1 | 1 | 0 | 0 | 0/0 | 0/0 | 0 | 6 |
| Gradishar | 1 | 0 | 0 | 1 | 0/0 | 0/0 | 0 | 6 |
| Latimer | 1 | 0 | 0 | 1 | 0/0 | 0/0 | 0 | 6 |
| Keyworth | 1 | 1 | 0 | 0 | 0/0 | 0/0 | 0 | 6 |
| Thompson | 1 | 0 | 0 | 1 | 0/0 | 0/0 | 0 | 6 |
| Jones | 0 | 0 | 0 | 0 | 0/0 | 0/0 | 1 | 2 |
| BRONCOS | 33 | 16 | 14 | 3 | 32/33 | 26/34 | 1 | 310 |
| OPPONENTS | 34 | 10 | 20 | 4 | 32/34 | 29/40 | 0 | 323 |

| PASSING | Att. | Comp. | Yds. | Cmp. % | Yd./Att. | TD | TD % | Int. | Int. % | LG | Tkd/Yds | Rtg. |
|------------------|------------|------------|-------------|-------------|-------------|-----------|------------|-----------|------------|------------|---------------|-------------|
| Morton | 301 | 183 | 2150 | 60.8 | 7.14 | 12 | 4.0 | 13 | 4.3 | 41 | 26/190 | 77.8 |
| Robinson | 162 | 78 | 942 | 48.1 | 5.81 | 2 | 1.2 | 12 | 7.4 | 52 | 17/136 | 39.5 |
| Knapple | 4 | 1 | 15 | 25.0 | 3.75 | 0 | 0.0 | 0 | 0.0 | 15 | 0/0 | 42.7 |
| McCutcheon | 0 | 0 | 0 | 0.0 | 0.00 | 0 | 0.0 | 0 | 0.0 | 0 | 1/4 | 39.5 |
| BRONCOS | 467 | 262 | 3107 | 56.1 | 6.65 | 14 | 3.0 | 25 | 5.4 | 52 | 44/330 | 64.0 |
| OPPONENTS | 449 | 270 | 3449 | 60.1 | 7.68 | 20 | 4.5 | 16 | 3.6 | 561 | 39/324 | 84.1 |

1980 DEFENSIVE STATS

(based on coaches' film review)

| | TT | UT | A | S-YDS | I-YDS | FR |
|----------------|--------------|--------------|------------|---------------|---------------|-----------|
| 1 Gradishar | 250 | 150 | 100 | 1-6 | 2-96 | 0 |
| 2 Evans | 170 | 112 | 58 | 1-9 | 1-13 | 0 |
| 3 Jackson, T. | 169 | 106 | 63 | 5-53 | 0-0 | 0 |
| 4 Naime | 150 | 109 | 41 | 0-0 | 1-2 | 2 |
| 5 Thompson | 122 | 81 | 41 | 0-0 | 2-49 | 0 |
| 6 Carter | 111 | 76 | 35 | 3-536 | 0-0 | 2 |
| 7 Foley | 106 | 77 | 29 | 0-0 | 4-115 | 0 |
| 8 Chavous | 101 | 55 | 46 | 4-540 | 0-0 | 1 |
| 9 Jones | 82 | 47 | 35 | 11-598 | 0-0 | 1 |
| 10 Wright | 76 | 59 | 17 | 0-0 | 0-0 | 2 |
| 11 Kyle | 72 | 53 | 19 | 0-0 | 0-0 | 1 |
| 12 Latimer | 71 | 50 | 21 | 1-8 | 1-15 | 0 |
| 13 Manor | 64 | 40 | 24 | 2-18 | 0-0 | 1 |
| 14 Boyd | 42 | 27 | 15 | 9-87 | 0-0 | 1 |
| 15 Rizzo | 35 | 22 | 13 | 0-0 | 0-0 | 0 |
| 16 Ryan | 29 | 18 | 11 | 0-0 | 1-21 | 0 |
| 17 Harvey | 27 | 20 | 7 | 0-0 | 1-18 | 0 |
| 18 Short | 24 | 15 | 9 | 0-0 | 0-0 | 0 |
| 19 Jackson, B. | 23 | 17 | 6 | 0-0 | 1-11 | 0 |
| 20 Smith, P. | 7 | 5 | 2 | 0-0 | 2-3 | 0 |
| 21 Harden | 3 | 3 | 0 | 0-0 | 0-0 | 0 |
| TOTALS | 1,734 | 1,142 | 592 | 39-355 | 16-343 | 11 |

1980 GAMES STARTED

| OFFENSE | DEFENSE | | |
|--------------------|---------|---------------------|----|
| QB Morton, Craig | 9 | DE Chavous, Barney | 16 |
| QB Robinson, Matt | 7 | DE Jones, Rulon | 1 |
| RB Armstrong, Otis | 6 | DE Manor, Brisson | 15 |
| RB Jensen, Jim | 13 | NT Carter, Rubin | 16 |
| RB Keyworth, Jon | 3 | LB Evans, Larry | 12 |
| RB Preston, Dave | 10 | LB Gradishar, Randy | 16 |
| WR Moses, Haven | 14 | LB Jackson, Tom | 16 |
| WR Upchurch, Rick | 14 | LB Nairne, Rob | 16 |
| WR Watson, Steve | 1 | LB Rizzo, Joe | 4 |
| TE Egloff, Ron | 4 | CB Kyle, Aaron | 9 |
| TE Odoms, Riley | 15 | CB Smith, Perry | 1 |
| C Bryan, Billy | 16 | CB Wright, Louis | 15 |
| T Clark, Kelvin | 5 | S Foley, Steve | 16 |
| T Minor, Claudie | 15 | S Harvey, Maurice | 3 |
| T Studdard, Dave | 12 | S Jackson, Bernard | 4 |
| G Glassic, Tom | 14 | S Thompson, Billy | 16 |
| G Howard, Paul | 13 | | |
| G Hyde, Glenn | 5 | | |

1980 COACHES

Red Miller (Head Coach), Marv Braden (Special Teams), Joe Collier (Defensive Coordinator), Whitey Doveil (Offensive Line), Rod Dowhower (Offensive Coordinator), Stan Jones (Defensive Line), Richie McCabe (Defensive Backs), Fran Polisfoot (Wide Receivers), Paul Roach (Offensive Backfield), Bob Zeman (Linebackers).

1980 LEADERS / RANKINGS

| INDIVIDUAL | PLAYER | NO. | AFC RANK | NFL RANK | NFL LEADER | NO. |
|-----------------|-----------|-------|----------|----------|----------------|-------|
| Scoring | Steinfeld | 110 | 3 | 4 | Smith (NE) | 129 |
| Rushing | Jensen | 476 | 20 | 39 | Campbell (HOU) | 1934 |
| Passing Yards | Morton | 2,150 | 12 | 24 | Fouts (SD) | 4,715 |
| Passer Rating | Morton | 77.9 | 3 | 10 | Sipe (CLE) | 91.4 |
| Receiving Yards | Moses | 674 | 21 | 37 | Jefferson (SD) | 1,340 |
| Receptions | Jensen | 49 | 14 | 23 | Winslow (SD) | 89 |
| Interceptions | Foley | 4 | 7 | 7 | Hayes (OAK) | 13 |

| OFFENSE | NO. | AFC RANK | NFL RANK | NFL LEADER | NO. |
|----------------------------|-------|----------|----------|--------------|-------|
| Points Per Game | 19.4 | 8 | 16 | Philadelphia | 13.9 |
| Total Yards Per Game | 290.1 | 12 | 25 | San Diego | 400.6 |
| Yards Per Play | 4.7 | 10 | 21 | San Diego | 5.6 |
| Rushing Yards Per Game | 116.6 | 12 | 20 | Los Angeles | 174.9 |
| Net Passing Yards Per Game | 173.6 | 10 | 18 | San Diego | 283.2 |

| DEFENSE | NO. | AFC RANK | NFL RANK | NFL LEADER | NO. |
|----------------------------|-------|----------|----------|--------------|-------|
| Points Per Game | 20.2 | 8 | 16 | Philadelphia | 13.9 |
| Total Yards Per Game | 327.6 | 10 | 15 | Buffalo | 256.3 |
| Yards Per Play | 5.0 | 9 | 15 | Philadelphia | 4.3 |
| Rushing Yards Per Game | 132.3 | 12 | 20 | Philadelphia | 101.1 |
| Net Passing Yards Per Game | 195.3 | 9 | 15 | Washington | 156.5 |

1980 NFL STANDINGS

| AFC EAST | W | L | T | Pct | PF | PA |
|---------------|----|----|---|-------|-----|-----|
| y-Buffalo | 11 | 5 | 0 | 0.688 | 320 | 260 |
| New England | 10 | 6 | 0 | 0.625 | 441 | 325 |
| Miami | 8 | 8 | 0 | 0.500 | 266 | 305 |
| Baltimore | 7 | 9 | 0 | 0.438 | 355 | 387 |
| New York Jets | 4 | 12 | 0 | 0.250 | 302 | 395 |

AFC CENTRAL

| Team | W | L | T | Pct | PF | PF |
|-------------|----|----|---|-------|-----|-----|
| y-Cleveland | 11 | 5 | 0 | 0.688 | 357 | 310 |
| x-Houston | 11 | 5 | 0 | 0.688 | 295 | 251 |
| Pittsburgh | 9 | 7 | 0 | 0.563 | 352 | 313 |
| Cincinnati | 6 | 10 | 0 | 0.375 | 244 | 312 |

AFC WEST

| Team | W | L | T | Pct | PF | PF |
|--------------|----|----|---|-------|-----|-----|
| *y-San Diego | 11 | 5 | 0 | 0.688 | 418 | 327 |
| x-Oakland | 11 | 5 | 0 | 0.688 | 364 | 306 |
| Kansas City | 8 | 8 | 0 | 0.500 | 319 | 336 |
| Denver | 8 | 8 | 0 | 0.500 | 310 | 323 |
| Seattle | 4 | 12 | 0 | 0.250 | 291 | 408 |

NFC EAST

| Team | W | L | T | Pct | PF | PF |
|-----------------|----|----|---|-------|-----|-----|
| y-Philadelphia | 12 | 4 | 0 | 0.750 | 384 | 222 |
| x-Dallas | 12 | 4 | 0 | 0.750 | 454 | 311 |
| Washington | 6 | 10 | 0 | 0.375 | 261 | 293 |
| St. Louis | 5 | 11 | 0 | 0.313 | 299 | 350 |
| New York Giants | 4 | 12 | 0 | 0.250 | 249 | 425 |

NFC CENTRAL

| Team | W | L | T | Pct | PF | PF |
|-------------|---|----|---|-------|-----|-----|
| y-Minnesota | 9 | 7 | 0 | 0.563 | 317 | 308 |
| Detroit | 9 | 7 | 0 | 0.563 | 334 | 272 |
| Chicago | 7 | 9 | 0 | 0.438 | 304 | 264 |
| Tampa Bay | 5 | 10 | 1 | 0.344 | 271 | 341 |
| Green Bay | 5 | 10 | 1 | 0.344 | 231 | 371 |

NFC WEST

| Team | W | L | T | Pct | PF | PF |
|---------------|----|----|---|-------|-----|-----|
| *y-Atlanta | 12 | 4 | 0 | 0.750 | 405 | 272 |
| x-Los Angeles | 11 | 5 | 0 | 0.688 | 424 | 289 |
| San Francisco | 6 | 10 | 0 | 0.375 | 320 | 415 |
| New Orleans | 1 | 15 | 0 | 0.063 | 291 | 487 |

x -- Wild Card Qualifier; y -- Division Title; * -- Home-field Advantage

WILD CARD PLAYOFF GAMES

12/28 -- at Oakland 27, Houston 7
12/28 -- at Dallas 34, Los Angeles 13

DIVISIONAL PLAYOFF GAMES

1/3 -- at San Diego 20, Buffalo 14
1/3 -- at Philadelphia 31, Minnesota 16
1/4 -- Oakland 14, at Cleveland 12
1/4 -- Dallas 30, at Atlanta 27

CONFERENCE CHAMPIONSHIPS

1/11 -- Oakland 34, at San Diego 27
1/11 -- at Philadelphia 20, Dallas 7

SUPER BOWL XV (NEW ORLEANS)

1/25 -- Oakland 27, Philadelphia 10

1979 FINAL STATISTICS (10-6)

Head Coach: Red Miller AFC West: 2nd Home Stadium: Mile High Stadium

| Date | W-L | Score | Opponent | Attendance | RUSHING | No. | Yds. | Avg | LG | TD |
|---------|-----|-------|------------------|------------|------------------|------------|-------------|------------|-------------|-----------|
| Sept 2 | W | 10-0 | Cincinnati | 74,788 | Armstrong | 108 | 453 | 4.2 | 26 | 2 |
| Sept 6 | L | 9-13 | Los Angeles | 74,884 | Jensen | 106 | 400 | 3.8 | 30 | 1 |
| Sept 16 | W | 20-17 | at Atlanta (OT) | 57,677 | Lytle | 102 | 371 | 3.6 | 19 | 4 |
| Sept 23 | W | 37-34 | Seattle | 74,879 | Keyworth | 81 | 323 | 4.0 | 17 | 1 |
| Sept 30 | L | 3-27 | at Oakland | 52,632 | Preston | 43 | 169 | 3.9 | 18 | 1 |
| Oct 7 | W | 7-0 | San Diego | 74,997 | Canada | 36 | 143 | 4.0 | 17 | 0 |
| Oct 14 | W | 24-10 | at Kansas City | 74,292 | Weese | 18 | 116 | 6.4 | 20 | 3 |
| Oct 22 | L | 7-42 | at Pittsburgh | 49,699 | Prestridge | 1 | 29 | 29.0 | 29 | 0 |
| Oct 28 | W | 20-3 | Kansas City | 74,908 | Morton | 23 | 13 | 0.6 | 7 | 1 |
| Nov 4 | W | 10-3 | New Orleans | 74,482 | Upchurch | 3 | 17 | 5.7 | 18 | 0 |
| Nov 11 | W | 45-10 | New England | 74,379 | Dixon | 3 | 9 | 3.0 | 7 | 0 |
| Nov 18 | W | 38-28 | at San Francisco | 42,910 | Odoms | 1 | -7 | -7.0 | -7 | 0 |
| Nov 25 | L | 10-14 | Oakland | 74,186 | BRONCOS | 525 | 2036 | 3.8 | 30 | 13 |
| Dec 2 | W | 19-16 | at Buffalo | 37,886 | OPPONENTS | 502 | 1693 | 3.4 | 72 | 16 |
| Dec 8 | L | 23-28 | at Seattle | 60,038 | RECEIVING | No. | Yds | Avg | Long | TD |
| Dec 17 | L | 7-17 | at San Diego | 51,906 | Upchurch | 64 | 937 | 14.6 | 47 | 7 |

| TEAM STATISTICS | Den | Opp |
|-----------------------|----------|----------|
| TOTAL FIRST DOWNS | 306 | 273 |
| Rushing | 100 | 100 |
| Passing | 149 | 146 |
| Penalty | 27 | 27 |
| Third-Down Made/Att. | 77/222 | 95/248 |
| Third-Down Efficiency | 35% | 35% |
| TOTAL NET YARDS | 5142 | 4852 |
| Avg. Per Game | 321.4 | 303.3 |
| Total Plays | 1044 | 1033 |
| Avg. Gain Per Play | 4.9 | 4.7 |
| NET YARDS RUSHING | 2040 | 1693 |
| Avg. Per Game | 127.5 | 105.8 |
| Total Rushes | 524 | 502 |
| NET YARDS PASSING | 3102 | 3159 |
| Avg. Per Game | 193.9 | 197.4 |
| Sacked/Yards Lost | 44/331 | 19/162 |
| Gross Yards | 3433 | 3321 |
| Att./Completions | 476/260 | 512/296 |
| Completion Pct. | 55% | 58% |
| Had Intercepted | 23 | 19 |
| PUNTS/AVERAGE | 89/39.9 | 88/42.1 |
| NET PUNTING AVG | 33.0 | 34.1 |
| PENALTIES/YARDS | 116/1006 | 118/1033 |
| FUMBLES/BALL LOST | 35/18 | 30/19 |
| TOUCHDOWNS | 36 | 31 |
| Rushing | 13 | 16 |
| Passing | 18 | 11 |
| Returns | 5 | 4 |
| TOTAL POINTS | 289 | 262 |

| SCORE BY PERIODS | 1 | 2 | 3 | 4 | OT | Total |
|------------------|----|-----|----|----|----|-------|
| BRONCOS | 64 | 83 | 99 | 40 | 3 | 289 |
| OPPONENTS | 37 | 107 | 44 | 74 | 0 | 262 |

| SCORING | TD | Ru | Pa | Rt | PAT | FG | S | PTS |
|------------------|-----------|-----------|-----------|----------|--------------|--------------|----------|------------|
| Turner | 0 | 0 | 0 | 0 | 32/34 | 13/21 | 0 | 71 |
| Upchurch | 7 | 0 | 7 | 0 | 0/0 | 0/0 | 0 | 42 |
| Moses | 6 | 0 | 6 | 0 | 0/0 | 0/0 | 0 | 36 |
| Lytle | 4 | 4 | 0 | 0 | 0/0 | 0/0 | 0 | 24 |
| Weese | 3 | 3 | 0 | 0 | 0/0 | 0/0 | 0 | 18 |
| Armstrong | 3 | 2 | 1 | 0 | 0/0 | 0/0 | 0 | 18 |
| Preston | 2 | 1 | 1 | 0 | 0/0 | 0/0 | 0 | 12 |
| Jensen | 2 | 1 | 1 | 0 | 0/0 | 0/0 | 0 | 12 |
| Morton | 1 | 1 | 0 | 0 | 0/0 | 0/0 | 0 | 6 |
| Keyworth | 1 | 1 | 0 | 0 | 0/0 | 0/0 | 0 | 6 |
| Odoms | 1 | 0 | 1 | 0 | 0/0 | 0/0 | 0 | 6 |
| Studdard | 1 | 0 | 1 | 0 | 0/0 | 0/0 | 0 | 6 |
| Swenson | 1 | 0 | 0 | 1 | 0/0 | 0/0 | 0 | 6 |
| Nairne | 1 | 0 | 0 | 1 | 0/0 | 0/0 | 0 | 6 |
| Thompson | 1 | 0 | 0 | 1 | 0/0 | 0/0 | 0 | 6 |
| Wright | 1 | 0 | 0 | 1 | 0/0 | 0/0 | 0 | 6 |
| Carter | 1 | 0 | 0 | 1 | 0/0 | 0/0 | 0 | 6 |
| TEAM | 0 | 0 | 0 | 0 | 0/0 | 0/0 | 1 | 2 |
| BRONCOS | 36 | 13 | 18 | 5 | 32/34 | 13/21 | 1 | 289 |
| OPPONENTS | 31 | 16 | 11 | 4 | 31/31 | 15/26 | 0 | 262 |

| PASSING | Att. | Comp. | Yds. | Comp.% | Yd./Att. | TD | TD% | Int. | Int.% | LG | Tkd/Yds | Rtg. |
|------------------|------------|------------|-------------|-------------|-------------|-----------|------------|-----------|------------|------------|---------------|-------------|
| Morton | 370 | 204 | 2626 | 55.1 | 7.10 | 16 | 4.3 | 19 | 5.1 | 64t | 31/245 | 70.6 |
| Weese | 97 | 53 | 731 | 54.6 | 7.54 | 1 | 1.0 | 3 | 3.1 | 50 | 13/86 | 69.4 |
| Penrose | 5 | 2 | 44 | 40.0 | 8.80 | 0 | 0.0 | 1 | 20.0 | 29 | 0/0 | 70.3 |
| Keyworth | 1 | 0 | 32 | 100.0 | 32.00 | 1 | 100.0 | 0 | 0.0 | 32t | 0/0 | 158.3 |
| Preston | 1 | 0 | 0 | 0.0 | 0.00 | 0 | 0.0 | 0 | 0.0 | 0 | 0/0 | 39.5 |
| Upchurch | 1 | 0 | 0 | 0.0 | 0.00 | 0 | 0.0 | 0 | 0.0 | 0 | 0/0 | 39.5 |
| Prestridge | 1 | 0 | 0 | 0.0 | 0.00 | 0 | 0.0 | 0 | 0.0 | 0 | 0/0 | 39.5 |
| BRONCOS | 476 | 260 | 3433 | 54.6 | 7.21 | 18 | 3.8 | 23 | 4.8 | 64t | 44/331 | 70.3 |
| OPPONENTS | 512 | 296 | 3321 | 57.8 | 6.49 | 11 | 2.1 | 19 | 3.7 | 65 | 19/162 | 68.8 |

1979 DEFENSIVE STATS

(based on coaches' film review)

| | TT | UT | A | S-YDS | I-YDS | FR |
|----------------|-------|-------|-----|--------|--------|----|
| 1 Gradishar | 235 | 146 | 89 | 0-0 | 0-0 | 1 |
| 2 Swenson | 163 | 110 | 53 | 0-0 | 3-0 | 4 |
| 3 Chavous | 122 | 82 | 40 | 4-31 | 0-0 | 0 |
| 4 Rizzo | 121 | 85 | 36 | 0-0 | 2-25 | 1 |
| 5 Jackson, T. | 107 | 71 | 36 | 3.5-25 | 1-34 | 2 |
| 6 Manor | 102 | 72 | 30 | 6.5-59 | 0-0 | 1 |
| 7 Thompson | 101 | 74 | 27 | 1-9 | 4-57 | 1 |
| 8 Carter | 91 | 46 | 45 | 0-0 | 0-0 | 2 |
| 9 Wright | 90 | 73 | 17 | 0-0 | 2-20 | 0 |
| 10 Foley | 79 | 62 | 17 | 0-0 | 6-14 | 1 |
| 11 Grant | 66 | 43 | 23 | 0.5-7 | 0-0 | 1 |
| 12 Latimer | 64 | 44 | 20 | 1-9 | 0-0 | 1 |
| 13 Evans | 59 | 46 | 13 | 1.5-15 | 0-0 | 0 |
| West | 59 | 37 | 22 | 0-0 | 1-26 | 1 |
| 15 Jackson, B. | 56 | 34 | 22 | 0-0 | 0-0 | 0 |
| 16 Nairne | 46 | 32 | 14 | 0-0 | 0-0 | 0 |
| 17 Radford | 17 | 9 | 8 | 1-6 | 0-0 | 1 |
| 18 Pane | 6 | 4 | 2 | 0-0 | 0-0 | 0 |
| 19 Ryan | 5 | 4 | 1 | 0-0 | 0-0 | 1 |
| 20 Lathrop | 1 | 1 | 0 | 0-0 | 0-0 | 0 |
| TOTALS | 1,590 | 1,075 | 515 | 19-161 | 19-189 | 18 |

1979 GAMES STARTED

| OFFENSE | | DEFENSE | |
|--------------------|----|---------------------|----|
| QB Morton, Craig | 10 | DE Chavous, Barney | 16 |
| QB Weese, Norris | 6 | DE Manor, Brison | 16 |
| RB Armstrong, Otis | 1 | NT Carter, Rubin | 15 |
| RB Jensen, Jim | 7 | NT Latimer, Don | 1 |
| RB Keyworth, Jon | 9 | LB Evans, Larry | 4 |
| RB Lytle, Rob | 12 | LB Gradishar, Randy | 15 |
| RB Preston, Dave | 3 | LB Jackson, Tom | 13 |
| WR Moses, Haven | 16 | LB Nairne, Rob | 4 |
| WR Upchurch, Rick | 16 | LB Rizzo, Joe | 12 |
| TE Egloff, Ron | 4 | LB Swenson, Bob | 16 |
| TE Odoms, Riley | 12 | CB Foley, Steve | 16 |
| C Bryan, Billy | 16 | CB Wright, Louis | 16 |
| T Minor, Claude | 16 | S Jackson, Bernard | 9 |
| T Studdard, Dave | 16 | S Thompson, Billy | 16 |
| G Glassic, Tom | 16 | S West, Charlie | 7 |
| G Howard, Paul | 16 | | |

1979 COACHES

Red Miller (Head Coach), Marv Braden (Special Teams), Joe Collier (Defensive Coordinator), Whitley Dovell (Offensive Line), Stan Jones (Defensive Line), Richie McCabe (Defensive Backs), Babe Parilli (Quarterbacks), Fran Polstofoot (Wide Receivers), Paul Roach (Offensive Backfield), Bob Zeman (Linebackers).

1979 LEADERS / RANKINGS

| INDIVIDUAL | PLAYER | NO. | AFC RANK | NFL RANK | NFL LEADER | NO. |
|-----------------|-----------|-------|----------|----------|------------------|-------|
| Scoring | Turner | 71 | 11 | 18 | Smith (NE) | 115 |
| Rushing | Armstrong | 453 | 22 | 44 | Campbell (HOU) | 1,697 |
| Passing Yards | Morton | 2,626 | 10 | 16 | Fouts (SD) | 4,082 |
| Passer Rating | Morton | 70.7 | 11 | 16 | Staubach (DAL) | 92.3 |
| Receiving Yards | Moses | 943 | 9 | 15 | Largent (SEA) | 1,237 |
| Receptions | Upchurch | 64 | 5 | 9 | Washington (BAL) | 82 |
| Interceptions | Foley | 6 | 4t | 6t | Reinfieldt (HOU) | 12 |

| DEFENSE | NO. | AFC RANK | NFL RANK | NFL LEADER | NO. |
|----------------------------|-------|----------|----------|---------------|-------|
| Points Per Game | 18.1 | 11 | 20 | Pittsburgh | 26.0 |
| Total Yards Per Game | 321.4 | 8 | 12 | Pittsburgh | 391.1 |
| Yards Per Play | 4.9 | 6 | 9 | Pittsburgh | 5.8 |
| Rushing Yards Per Game | 127.5 | 9 | 18 | New York Jets | 165.4 |
| Net Passing Yards Per Game | 193.9 | 9 | 13 | San Diego | 244.7 |

| DEFENSE | NO. | AFC RANK | NFL RANK | NFL LEADER | NO. |
|----------------------------|-------|----------|----------|------------|-------|
| Points Per Game | 16.4 | 3t | 5t | Tampa Bay | 14.8 |
| Total Yards Per Game | 303.3 | 5 | 10 | Tampa Bay | 246.8 |
| Yards Per Play | 4.7 | 5 | 11 | Tampa Bay | 3.9 |
| Rushing Yards Per Game | 105.8 | 1 | 1 | Denver | 105.8 |
| Net Passing Yards Per Game | 197.4 | 11 | 23 | Tampa Bay | 129.8 |

1979 NFL STANDINGS

| AFC EAST | Team | W | L | T | Pct | PF | PA |
|----------|---------------|----|----|---|------|-----|-----|
| | y-Miami | 10 | 6 | 0 | .625 | 341 | 257 |
| | New England | 9 | 7 | 0 | .563 | 411 | 326 |
| | New York Jets | 8 | 8 | 0 | .500 | 337 | 383 |
| | Buffalo | 7 | 9 | 0 | .438 | 268 | 279 |
| | Baltimore | 5 | 11 | 0 | .313 | 271 | 351 |

| AFC CENTRAL | Team | W | L | T | Pct | PF | PF |
|-------------|--------------|----|----|---|------|-----|-----|
| | y-Pittsburgh | 12 | 4 | 0 | .750 | 416 | 262 |
| | x-Houston | 11 | 5 | 0 | .688 | 362 | 331 |
| | Cleveland | 9 | 7 | 0 | .563 | 359 | 352 |
| | Cincinnati | 4 | 12 | 0 | .250 | 337 | 421 |

| AFC WEST | Team | W | L | T | Pct | PF | PF |
|----------|-----------------|-----------|----------|----------|-------------|------------|------------|
| | *y-San Diego | 12 | 4 | 0 | .750 | 411 | 246 |
| | x-Denver | 10 | 6 | 0 | .625 | 289 | 262 |
| | Seattle | 9 | 7 | 0 | .563 | 378 | 372 |
| | Oakland | 9 | 7 | 0 | .563 | 365 | 337 |
| | Kansas City | 7 | 9 | 0 | .438 | 238 | 262 |

| NFC EAST | Team | W | L | T | Pct | PF | PF |
|----------|-----------------|----|----|---|------|-----|-----|
| | *y-Dallas | 11 | 5 | 0 | .688 | 371 | 313 |
| | x-Philadelphia | 11 | 5 | 0 | .688 | 339 | 282 |
| | Washington | 10 | 6 | 0 | .625 | 348 | 295 |
| | New York Giants | 6 | 10 | 0 | .375 | 237 | 323 |
| | St. Louis | 5 | 11 | 0 | .313 | 307 | 358 |

| NFC CENTRAL | Team | W | L | T | Pct | PF | PF |
|-------------|-------------|----|----|---|------|-----|-----|
| | y-Tampa Bay | 10 | 6 | 0 | .625 | 273 | 237 |
| | x-Chicago | 10 | 6 | 0 | .625 | 306 | 249 |
| | Minnesota | 7 | 9 | 0 | .438 | 259 | 337 |
| | Green Bay | 5 | 11 | 0 | .313 | 246 | 316 |
| | Detroit | 2 | 14 | 0 | .125 | 219 | 365 |

| NFC WEST | Team | W | L | T | Pct | PF | PF |
|----------|---------------|---|----|---|------|-----|-----|
| | y-Los Angeles | 9 | 7 | 0 | .563 | 323 | 309 |
| | New Orleans | 8 | 8 | 0 | .500 | 370 | 360 |
| | Atlanta | 6 | 10 | 0 | .375 | 300 | 388 |
| | San Francisco | 2 | 14 | 0 | .125 | 308 | 416 |

x - Wild Card Qualifier; y - Division Title; * - Home-field Advantage

WILD CARD PLAYOFF GAMES

12/23 - at Houston 13, Denver 7
12/23 - at Philadelphia 27, Chicago 17

DIVISIONAL PLAYOFF GAMES

12/29 - at Houston 17, at San Diego 14
12/29 - at Tampa Bay 24, Philadelphia 17
12/30 - at Pittsburgh 34, Miami 14
12/30 - Los Angeles 21, at Dallas 19

CONFERENCE CHAMPIONSHIPS

1/6 - at Pittsburgh 27, Houston 13
1/6 - Los Angeles 9, at Tampa Bay 0

SUPER BOWL XIV (PASADENA, CALIF.)

1/20 - Pittsburgh 31, Los Angeles 19

1978 FINAL STATISTICS (10-6)

Head Coach: Red Miller AFC West: 1st Home Stadium: Mile High Stadium

| Date | W-L | Score | Opponent | Attendance | RUSHING | No. | Yds. | Avg | LG | TD |
|---------|-----|-------|---------------------|------------|-----------|-----|------|------|----|----|
| Sept 3 | W | 14-6 | Oakland | 74,904 | Perrin | 108 | 455 | 4.2 | 28 | 4 |
| Sept 11 | L | 9-12 | at Minnesota (OT) | 46,508 | Keyworth | 112 | 444 | 4.0 | 30 | 3 |
| Sept 17 | W | 27-14 | San Diego | 74,983 | Armstrong | 112 | 381 | 3.4 | 20 | 1 |
| Sept 24 | W | 23-17 | at Kansas City (OT) | 60,593 | Canada | 79 | 365 | 4.6 | 47 | 3 |
| Oct 1 | W | 28-7 | Seattle | 74,989 | Lytle | 81 | 341 | 4.2 | 25 | 2 |
| Oct 8 | L | 0-23 | at San Diego | 50,077 | Preston | 66 | 296 | 4.5 | 16 | 1 |
| Oct 16 | W | 16-7 | Chicago | 75,008 | Morton | 17 | 71 | 4.2 | 12 | 0 |
| Oct 22 | L | 6-7 | at Baltimore | 54,057 | Weese | 17 | 48 | 2.8 | 8 | 1 |
| Oct 29 | W | 20-17 | at Seattle (OT) | 62,948 | Upchurch | 5 | 31 | 6.2 | 11 | 0 |
| Nov 5 | L | 28-31 | N.Y. Jets | 74,983 | Foley | 1 | 14 | 14.0 | 14 | 0 |
| Nov 12 | W | 19-7 | at Cleveland | 70,856 | Odoms | 1 | 5 | 2.5 | 7 | 0 |
| Nov 19 | W | 16-3 | Green Bay | 74,965 | Penrose | 1 | 0 | 0.0 | 0 | 0 |
| Nov 23 | L | 14-17 | at Detroit | 71,785 | BRONCOS | 601 | 2451 | 4.0 | 47 | 15 |
| Dec 3 | W | 21-6 | at Oakland | 53,932 | OPPONENTS | 549 | 1979 | 3.6 | 76 | 12 |
| Dec 10 | W | 24-3 | Kansas City | 74,149 | | | | | | |
| Dec 16 | L | 17-21 | Pittsburgh | 74,104 | | | | | | |

| TEAM STATISTICS | Den | Opp |
|-----------------------|----------|---------|
| TOTAL FIRST DOWNS | 294 | 251 |
| Rushing | 129 | 106 |
| Passing | 137 | 120 |
| Penalty | 28 | 25 |
| Third-Down Made/Att. | 81/226 | 88/249 |
| Third-Down Efficiency | 36% | 35% |
| TOTAL NET YARDS | 4829 | 4448 |
| Avg. Per Game | 301.8 | 278.0 |
| Total Plays | 1039 | 1016 |
| Avg. Gain Per Play | 4.6 | 4.4 |
| NET YARDS RUSHING | 2451 | 1979 |
| Avg. Per Game | 143.2 | 123.7 |
| Total Rushes | 601 | 549 |
| NET YARDS PASSING | 2378 | 2469 |
| Avg. Per Game | 148.6 | 154.3 |
| Sacked/Yards Lost | 48/332 | 30/243 |
| Gross Yards | 2710 | 2712 |
| Att./Completions | 391/217 | 438/246 |
| Completion Pct. | 55% | 56% |
| Had Intercepted | 17 | 31 |
| PUNTS/AVERAGE | 96/36.4 | 88/39.9 |
| NET PUNTING AVG | 32.8 | 29.9 |
| PENALTIES/YARDS | 132/1092 | 114/894 |
| FUMBLES/BALL LOST | 28/17 | 28/13 |
| TOUCHDOWNS | 36 | 21 |
| Rushing | 15 | 12 |
| Passing | 17 | 9 |
| Returns | 4 | 0 |
| TOTAL POINTS | 282 | 198 |

| SCORE BY PERIODS | 1 | 2 | 3 | 4 | OT | Total |
|------------------|----|----|----|----|----|-------|
| BRONCOS | 58 | 55 | 71 | 89 | 9 | 282 |
| OPPONENTS | 44 | 75 | 50 | 26 | 3 | 198 |

| SCORING | TD | Ru | Pa | Rt | PAT | FG | S | PTS |
|-------------|----|----|----|----|-------|-------|---|-----|
| Turner | 0 | 0 | 0 | 0 | 31/35 | 11/22 | 0 | 64 |
| Odoms | 6 | 0 | 6 | 0 | 0/0 | 0/0 | 0 | 36 |
| Perrin | 5 | 4 | 1 | 0 | 0/0 | 0/0 | 0 | 30 |
| Moses | 5 | 0 | 5 | 0 | 0/0 | 0/0 | 0 | 30 |
| Keyworth | 4 | 3 | 1 | 0 | 0/0 | 0/0 | 0 | 24 |
| Canada | 3 | 3 | 0 | 0 | 0/0 | 0/0 | 0 | 18 |
| Armstrong | 2 | 1 | 1 | 0 | 0/0 | 0/0 | 0 | 12 |
| Upchurch | 2 | 0 | 1 | 1 | 0/0 | 0/0 | 0 | 12 |
| Lytle | 2 | 2 | 0 | 0 | 0/0 | 0/0 | 0 | 12 |
| Preston | 2 | 1 | 1 | 0 | 0/0 | 0/0 | 0 | 12 |
| Weese | 1 | 1 | 0 | 0 | 0/0 | 0/0 | 0 | 6 |
| Thompson | 1 | 0 | 0 | 1 | 0/0 | 0/0 | 0 | 6 |
| Gradishar | 1 | 0 | 0 | 1 | 0/0 | 0/0 | 0 | 6 |
| Jackson, T. | 1 | 0 | 0 | 1 | 0/0 | 0/0 | 0 | 6 |
| Egloff | 1 | 0 | 1 | 0 | 0/0 | 0/0 | 0 | 6 |
| Alzado | 0 | 0 | 0 | 0 | 0/0 | 0/0 | 1 | 2 |
| BRONCOS | 36 | 15 | 17 | 4 | 31/35 | 11/22 | 1 | 282 |
| OPPONENTS | 21 | 12 | 9 | 0 | 21/21 | 17/27 | 0 | 198 |

| PASSING | Att. | Comp. | Yds. | Cmp.% | Yd./Att. | TD | TD% | Int. | Int.% | LG | Tkd/Yds | Rtg. |
|-----------|------|-------|------|-------|----------|----|-----|------|-------|-----|---------|------|
| Morton | 267 | 146 | 1802 | 54.7 | 6.75 | 11 | 4.1 | 8 | 3.0 | 42t | 36/238 | 76.9 |
| Weese | 87 | 55 | 723 | 63.2 | 8.31 | 4 | 4.6 | 5 | 5.7 | 31 | 12/94 | 80.9 |
| Penrose | 37 | 16 | 185 | 43.2 | 5.00 | 2 | 5.4 | 4 | 10.8 | 29 | 0/0 | 37.3 |
| BRONCOS | 391 | 217 | 2710 | 55.5 | 6.93 | 17 | 4.3 | 17 | 4.3 | 42t | 48/332 | 73.6 |
| OPPONENTS | 438 | 246 | 2712 | 56.2 | 6.19 | 9 | 2.1 | 31 | 7.1 | 75t | 30/243 | 52.1 |

| RECEIVING | No. | Yds | Avg | LG | TD |
|-----------|-----|------|------|-----|----|
| Odoms | 54 | 829 | 15.4 | 42t | 6 |
| Moses | 37 | 744 | 20.1 | 42 | 5 |
| Dolbin | 24 | 284 | 11.8 | 21 | 0 |
| Preston | 24 | 199 | 8.3 | 21 | 1 |
| Keyworth | 21 | 166 | 7.9 | 20 | 1 |
| Upchurch | 17 | 210 | 12.4 | 29t | 1 |
| Armstrong | 12 | 98 | 8.2 | 19 | 1 |
| Perrin | 10 | 54 | 5.4 | 13 | 1 |
| Canada | 6 | 37 | 6.2 | 12 | 0 |
| Lytle | 6 | 37 | 6.2 | 10 | 0 |
| Egloff | 4 | 33 | 8.3 | 15 | 1 |
| Kinney | 1 | 23 | 23.0 | 23 | 0 |
| Turner | 1 | 4 | -4.0 | -4 | 0 |
| BRONCOS | 217 | 2710 | 12.4 | 42 | 17 |
| OPPONENTS | 246 | 2712 | 11.0 | 75t | 9 |

| INTERCEPTIONS | No. | Yds | Avg | LG | TD |
|---------------|-----|-----|------|-----|----|
| Jackson, B. | 6 | 128 | 21.2 | 38 | 0 |
| Foley | 6 | 84 | 14.0 | 30 | 0 |
| Gradishar | 4 | 19 | 4.8 | 8 | 0 |
| Thompson | 4 | 0 | 0.0 | 0 | 0 |
| Jackson, T. | 3 | 28 | 9.3 | 28t | 1 |
| Rizzo | 3 | 10 | 3.3 | 10 | 0 |
| Turk | 2 | 36 | 18.0 | 22 | 0 |
| Wright | 2 | 2 | 1.0 | 2 | 0 |
| Swenson | 1 | 0 | 0.0 | 0 | 0 |
| BRONCOS | 31 | 307 | 9.9 | 38 | 1 |
| OPPONENTS | 17 | 195 | 11.5 | 61 | 0 |

| PUNTING | No. | Yds | Avg | TB | in20 | LG | B |
|-----------|-----|------|------|----|------|----|---|
| Dilts | 96 | 3494 | 36.4 | 6 | 23 | 73 | 0 |
| OPPONENTS | 88 | 3510 | 39.9 | 15 | 14 | 60 | 2 |

| PUNT RETURNS | Ret | FC | Yds | Avg | LG | TD |
|--------------|-----|----|-----|------|-----|----|
| Upchurch | 36 | 2 | 493 | 13.7 | 75t | 1 |
| Preston | 10 | 0 | 68 | 6.8 | 23 | 0 |
| West | 3 | 2 | 20 | 6.7 | 12 | 0 |
| Thompson | 1 | 0 | 3 | 3.0 | 3 | 0 |
| Pane | 1 | 0 | -2 | -2.0 | 1 | 0 |
| BRONCOS | 51 | 4 | 582 | 11.4 | 75t | 1 |
| OPPONENTS | 47 | 21 | 226 | 4.8 | 55 | 0 |

| KICKOFF RETURNS | No. | Yds | Avg | LG | TD |
|-----------------|-----|------|------|----|----|
| Perrin | 12 | 256 | 21.3 | 33 | 0 |
| Jackson, B. | 9 | 209 | 23.2 | 40 | 0 |
| Upchurch | 8 | 222 | 27.8 | 41 | 0 |
| Preston | 7 | 154 | 22.0 | 32 | 0 |
| Keyworth | 2 | 24 | 12.0 | 13 | 0 |
| Pane | 1 | 29 | 29.0 | 29 | 0 |
| West | 1 | 24 | 24.0 | 24 | 0 |
| Schultz | 1 | 20 | 20.0 | 20 | 0 |
| Turk | 1 | 14 | 14.0 | 14 | 0 |
| BRONCOS | 42 | 952 | 22.6 | 41 | 0 |
| OPPONENTS | 52 | 1223 | 23.5 | 51 | 0 |

| FIELD GOAL BREAKDOWN | Distance | 1-19 | 20-29 | 30-39 | 40-49 | 50+ | Total |
|----------------------|----------|------|-------|-------|-------|-------|-------|
| Turner | 1/1 | 3/4 | 3/7 | 4/8 | 0/2 | 1/22 | 11/22 |
| OPPONENTS | 2/3 | 8/9 | 4/7 | 3/8 | 0/0 | 10/27 | |

SACKS: Alzado 9, Carter 6.5, Chavous 4, T. Jackson 3, Latimer 2, Rizzo 2, Swenson 1.5, Grant 1.5, Nairne 1, Manor 0.5. TOTAL: 31

1978 DEFENSIVE STATS

(based on coaches' film review)

| | TT | UT | A | S-YDS | I-YDS | FR |
|---------------|-------|-------|-----|--------|--------|----|
| 1 Gradishar | 286 | 196 | 90 | 0-0 | 4-19 | 2 |
| 2 Swenson | 174 | 104 | 70 | 1.5-8 | 1-0 | 1 |
| 3 Carter | 142 | 83 | 59 | 6.5-43 | 0-0 | 1 |
| Rizzo | 142 | 78 | 64 | 2-0 | 3-10 | 1 |
| 5 Jackson, T. | 126 | 67 | 59 | 3-23 | 3-28 | 0 |
| 6 Chavous | 121 | 66 | 55 | 4-35.5 | 0-0 | 0 |
| 7 Alzado | 118 | 77 | 41 | 9-68.5 | 0-0 | 0 |
| 8 Thompson | 107 | 75 | 32 | 0-0 | 4-0 | 2 |
| 9 Jackson, B. | 91 | 60 | 31 | 0-0 | 6-128 | 0 |
| 10 Wright | 77 | 59 | 18 | 0-0 | 2-2 | 2 |
| 11 Foley | 56 | 47 | 9 | 0-0 | 6-84 | 0 |
| 12 Manor | 47 | 29 | 18 | 0.5-9 | 0-0 | 0 |
| 13 Latimer | 42 | 32 | 10 | 2-21 | 0-0 | 0 |
| 14 Nairne | 35 | 19 | 16 | 1-8 | 0-0 | 0 |
| 15 Turk | 29 | 17 | 12 | 0-0 | 2-36 | 0 |
| Grant | 29 | 16 | 13 | 1.5-18 | 0-0 | 2 |
| 17 Smith | 25 | 11 | 14 | 0-0 | 0-0 | 1 |
| 18 Evans | 18 | 10 | 8 | 0-0 | 0-0 | 0 |
| 19 West | 17 | 6 | 11 | 0-0 | 0-0 | 0 |
| TOTALS | 1,682 | 1,052 | 630 | 31-234 | 31-307 | 12 |

1978 GAMES STARTED

| OFFENSE | DEFENSE |
|--------------------|-----------------------|
| QB Morten, Craig | 13 DE Alzado, Lyle |
| QB Penrose, Craig | 2 DE Chavous, Barney |
| QB Weese, Norris | 1 NT Carter, Rubin |
| RB Armstrong, Otis | 9 LB Gradishar, Randy |
| RB Keyworth, Jon | 16 LB Jackson, Tom |
| RB Lytle, Rob | 7 LB Nairne, Bob |
| WR Dolbin, Jack | 14 LB Rizzo, Joe |
| WR Moses, Haven | 16 LB Swenson, Bob |
| TE Moore, Bob | 2 LB Turk, Godwin |
| TE Odoms, Riley | 16 CB Foley, Steve |
| C Bryan, Billy | 12 CB Wright, Louis |
| C Maples, Bobby | 5 S Jackson, Bernard |
| T Bain, Bill | 1 S Thompson, Billy |
| T Minor, Claudie | 16 |
| T Neville, Tom | 15 |
| G Glassic, Tom | 10 |
| G Howard, Paul | 13 |
| G Hyde, Glenn | 5 |
| G Schindler, Steve | 3 |

1978 COACHES

Red Miller (Head Coach), Marv Braden (Special Teams), Joe Collier (Defensive Coordinator), Ken Gray (Offensive Line), Stan Jones (Defensive Line), Richie McCabe (Defensive Backs), Babe Parilli (Quarterbacks), Fran Polsto (Wide Receivers), Paul Roach (Offensive Backfield), Bob Zeman (Linebackers).

1978 LEADERS / RANKINGS

| INDIVIDUAL | PLAYER | NO. | AFC RANK | NFL RANK | NFL LEADER | NO. |
|----------------------------|------------------|-------|----------|----------|-----------------|-------|
| Scoring | Turner | 64 | 14 | 24t | Corral (LA) | 118 |
| Rushing | Perrin | 455 | 28 | 55 | Campbell (HOU) | 1,450 |
| Passing Yards | Morton | 1,802 | 12 | 23 | Tarkenton (MIN) | 3,468 |
| Passer Rating | Morton | 76.9 | 5 | 7 | Staubach (DAL) | 84.9 |
| Receiving Yards | Odoms | 829 | 6 | 10 | Largent (SEA) | 1,168 |
| Receptions | Odoms | 54 | 6 | 12 | Young (MIN) | 88 |
| Interceptions | Foley/Jackson B. | 6 | 2t | 5t | Darden (CLE) | 10 |
| OFFENSE | | NO. | AFC RANK | NFL RANK | NFL LEADER | NO. |
| Points Per Game | | 17.6 | 11 | 15 | Dallas | 24.0 |
| Total Yards Per Game | | 301.8 | 10 | 14 | New England | 372.8 |
| Yards Per Play | | 4.6 | 12t | 16t | New England | 5.5 |
| Rushing Yards Per Game | | 143.2 | 5 | 8 | New England | 197.8 |
| Net Passing Yards Per Game | | 148.6 | 9 | 17 | San Diego | 222.9 |

| DEFENSE | NO. | AFC RANK | NFL RANK | NFL LEADER | NO. |
|----------------------------|-------|----------|----------|-------------|-------|
| Points Per Game | 12.4 | 2 | 2 | Pittsburgh | 12.2 |
| Total Yards Per Game | 278.0 | 4 | 6 | Los Angeles | 243.3 |
| Yards Per Play | 4.4 | 2 | 6t | Los Angeles | 4.1 |
| Rushing Yards Per Game | 123.7 | 3 | 6 | Dallas | 107.6 |
| Net Passing Yards Per Game | 154.3 | 2 | 8 | Buffalo | 134.8 |

1978 NFL STANDINGS

| AFC EAST | Team | W | L | T | Pct | PF | PA |
|----------|---------------|----|----|---|------|-----|-----|
| | y-New England | 11 | 5 | 0 | .688 | 358 | 286 |
| | x-Miami | 11 | 5 | 0 | .688 | 372 | 254 |
| | New York Jets | 8 | 8 | 0 | .500 | 359 | 364 |
| | Buffalo | 5 | 11 | 0 | .313 | 302 | 354 |
| | Baltimore | 5 | 11 | 0 | .313 | 239 | 421 |

AFC CENTRAL

| Team | W | L | T | Pct | PF | PF |
|---------------|----|----|---|------|-----|-----|
| *y-Pittsburgh | 14 | 2 | 0 | .875 | 356 | 195 |
| x-Houston | 10 | 6 | 0 | .625 | 283 | 298 |
| Cleveland | 8 | 8 | 0 | .500 | 334 | 356 |
| Cincinnati | 4 | 12 | 0 | .250 | 252 | 284 |

AFC WEST

| Team | W | L | T | Pct | PF | PF |
|-------------|----|----|---|------|-----|-----|
| y-Denver | 10 | 6 | 0 | .625 | 282 | 198 |
| Oakland | 9 | 7 | 0 | .563 | 311 | 283 |
| Seattle | 9 | 7 | 0 | .563 | 345 | 358 |
| San Diego | 9 | 7 | 0 | .563 | 355 | 309 |
| Kansas City | 4 | 12 | 0 | .250 | 243 | 327 |

NFC EAST

| Team | W | L | T | Pct | PF | PF |
|-----------------|----|----|---|------|-----|-----|
| y-Dallas | 12 | 4 | 0 | .750 | 384 | 208 |
| x-Philadelphia | 9 | 7 | 0 | .563 | 270 | 250 |
| Washington | 8 | 8 | 0 | .500 | 273 | 283 |
| New York Giants | 6 | 10 | 0 | .375 | 264 | 298 |
| St. Louis | 6 | 10 | 0 | .375 | 248 | 296 |

NFC CENTRAL

| Team | W | L | T | Pct | PF | PPG |
|-------------|---|----|---|------|-----|-----|
| y-Minnesota | 8 | 7 | 1 | .531 | 294 | 306 |
| Green Bay | 8 | 7 | 1 | .531 | 249 | 269 |
| Detroit | 7 | 9 | 0 | .438 | 290 | 300 |
| Chicago | 7 | 9 | 0 | .438 | 253 | 274 |
| Tampa Bay | 5 | 11 | 0 | .313 | 241 | 259 |

1977 FINAL STATISTICS (12-2)

Head Coach: Red Miller AFC West: 1st Home Stadium: Mile High Stadium

| Date | W-L | Score | Opponent | Attendance | RUSHING | No. | Yds. | Avg | LG | TD |
|---------|-----|-------|----------------|------------|-----------|-----|------|------|-----|----|
| Sept 18 | W | 7-0 | St. Louis | 75,002 | Armstrong | 130 | 489 | 3.8 | 35 | 4 |
| Sept 25 | W | 26-6 | Buffalo | 74,737 | Perrin | 110 | 456 | 4.1 | 62 | 3 |
| Oct 2 | W | 24-13 | at Seattle | 53,108 | Lytle | 104 | 408 | 3.9 | 21 | 1 |
| Oct 9 | W | 23-7 | Kansas City | 74,718 | Keyworth | 83 | 311 | 3.7 | 16 | 1 |
| Oct 16 | W | 30-7 | at Oakland | 53,616 | Jensen | 40 | 143 | 3.6 | 12 | 1 |
| Oct 23 | W | 24-13 | at Cincinnati | 54,395 | Morton | 31 | 125 | 4.0 | 15 | 4 |
| Oct 30 | L | 14-24 | Oakland | 75,007 | Weese | 11 | 56 | 5.1 | 21 | 1 |
| Nov 6 | W | 21-7 | Pittsburgh | 74,967 | Penrose | 4 | 24 | 6.0 | 17 | 0 |
| Nov 13 | W | 17-14 | at San Diego | 45,211 | Upchurch | 1 | 19 | 19.0 | 19t | 1 |
| Nov 20 | W | 14-7 | at Kansas City | 54,050 | Dolbin | 2 | 12 | 6.0 | 14 | 0 |
| Nov 27 | W | 27-13 | Baltimore | 74,939 | Klick | 1 | 0 | 1.0 | 1 | 0 |
| Dec 4 | W | 24-14 | at Houston | 46,875 | Dilts | 1 | 0 | 0.0 | 0 | 0 |
| Dec 11 | W | 17-9 | San Diego | 74,905 | Moses | 5 | -1 | -2 | 8 | 0 |
| Dec 18 | L | 6-14 | at Dallas | 63,752 | | | | | | |

| TEAM STATISTICS | Den | Opp |
|-----------------------|---------|---------|
| TOTAL FIRST DOWNS | 223 | 217 |
| Rushing | 101 | 77 |
| Passing | 107 | 123 |
| Penalty | 15 | 17 |
| Third-Down Made/Att. | 72/210 | 71/221 |
| Third-Down Efficiency | 34% | 32% |
| TOTAL NET YARDS | 3906 | 3775 |
| Avg. Per Game | 279.0 | 269.6 |
| Total Plays | 886 | 931 |
| Avg. Gain Per Play | 4.4 | 4.1 |
| NET YARDS RUSHING | 2043 | 1531 |
| Avg. Per Game | 145.9 | 109.4 |
| Total Rushes | 523 | 470 |
| Avg. Per Rush | 3.9 | 3.3 |
| NET YARDS PASSING | 1863 | 2244 |
| Avg. Per Game | 133.1 | 160.3 |
| Sacked/Yards Lost | 50/402 | 35/312 |
| Gross Yards | 2265 | 2556 |
| Att./Completions | 314/163 | 426/235 |
| Completion Pct. | 51.9 | 55.2 |
| Had Intercepted | 12 | 25 |
| PUNTS/AVERAGE | 91/39.2 | 95/40.7 |
| NET PUNTING AVG | 33.7 | 31.3 |
| PUNT RETURNS/AVG | 58/12.3 | 54/7.4 |
| KICKOFF RETURNS/AVG | 34/21.5 | 50/21.7 |
| INTERCEPTIONS/RET. | 25/19.6 | 12/14.3 |
| PENALTIES/YARDS | 91/883 | 97/718 |
| FUMBLES/BALL LOST | 28/15 | 27/14 |
| TOUCHDOWNS | 34 | 18 |
| Rushing | 16 | 5 |
| Passing | 15 | 11 |
| Returns | 3 | 2 |
| EXTRA POINTS/ATTEMPTS | 31/34 | 16/18 |
| FIELD GOALS/ATTEMPTS | 13/19 | 8/22 |
| TOTAL POINTS | 274 | 148 |

| SCORE BY PERIODS | 1 | 2 | 3 | 4 | OT | Total |
|------------------|----|----|----|----|----|-------|
| BRONCOS | 68 | 72 | 60 | 74 | 0 | 274 |
| OPPONENTS | 45 | 46 | 40 | 17 | 0 | 148 |

| SCORING | TD | Ru | Pa | Rt | PAT | FG | S | PTS |
|-----------|----|----|----|----|-------|-------|---|-----|
| Turner | 1 | 0 | 1 | 0 | 31/34 | 13/19 | 0 | 76 |
| Armstrong | 4 | 4 | 0 | 0 | 0/0 | 0/0 | 0 | 24 |
| Moses | 4 | 0 | 4 | 0 | 0/0 | 0/0 | 0 | 24 |
| Morton | 4 | 4 | 0 | 0 | 0/0 | 0/0 | 0 | 24 |
| Perrin | 4 | 3 | 1 | 0 | 0/0 | 0/0 | 0 | 24 |
| Upchurch | 4 | 1 | 2 | 1 | 0/0 | 0/0 | 0 | 24 |
| Dolbin | 3 | 0 | 3 | 0 | 0/0 | 0/0 | 0 | 18 |
| Odoms | 3 | 0 | 3 | 0 | 0/0 | 0/0 | 0 | 18 |
| Lytle | 2 | 1 | 1 | 0 | 0/0 | 0/0 | 0 | 12 |
| Wright | 1 | 0 | 0 | 1 | 0/0 | 0/0 | 0 | 6 |
| Keyworth | 1 | 1 | 0 | 0 | 0/0 | 0/0 | 0 | 6 |
| Jensen | 1 | 1 | 0 | 0 | 0/0 | 0/0 | 0 | 6 |
| Weese | 1 | 1 | 0 | 0 | 0/0 | 0/0 | 0 | 6 |
| Jackson | 1 | 0 | 0 | 1 | 0/0 | 0/0 | 0 | 6 |
| BRONCOS | 34 | 16 | 15 | 3 | 31/34 | 13/19 | 0 | 274 |
| OPPONENTS | 18 | 5 | 11 | 2 | 16/18 | 8/22 | 0 | 148 |

| PASSING | Att. | Comp. | Yds. | Cmp.% | Yd./Att. | TD | TD% | Int. | Int.% | LG | Tkd/Yds | Rtg. |
|-----------|------|-------|------|-------|----------|----|-----|------|-------|-----|---------|------|
| Morton | 254 | 131 | 1929 | 51.6 | 7.59 | 14 | 5.5 | 8 | 3.1 | 81t | 43/338 | 82.1 |
| Penrose | 40 | 21 | 217 | 52.5 | 5.43 | 0 | 0.0 | 4 | 10.0 | 35 | 5/49 | 28.9 |
| Weese | 20 | 11 | 119 | 55.0 | 5.95 | 1 | 5.0 | 0 | 0.0 | 31 | 2/15 | 89.4 |
| BRONCOS | 314 | 163 | 2265 | 51.9 | 7.21 | 15 | 4.8 | 12 | 3.8 | 81t | 50/402 | 75.6 |
| OPPONENTS | 426 | 235 | 2556 | 55.2 | 6.00 | 11 | 2.6 | 25 | 5.9 | 51 | 35/312 | 57.2 |

| RECEIVING | No. | Yds | Avg | LG | TD |
|-----------|-----|------|------|-----|----|
| Odoms | 37 | 429 | 11.6 | 33 | 3 |
| Moses | 27 | 539 | 20.0 | 35 | 4 |
| Dolbin | 26 | 443 | 17.0 | 81t | 3 |
| Armstrong | 18 | 128 | 7.1 | 20 | 0 |
| Lytle | 17 | 198 | 11.6 | 47t | 1 |
| Upchurch | 12 | 245 | 20.4 | 45 | 2 |
| Keyworth | 11 | 48 | 4.4 | 14 | 0 |
| Perrin | 6 | 106 | 17.8 | 41t | 1 |
| Jensen | 4 | 63 | 15.8 | 34 | 0 |
| Egloff | 2 | 27 | 13.5 | 20 | 0 |
| Klick | 2 | 14 | 7.0 | 11 | 0 |
| Turner | 1 | 25 | 25.0 | 25t | 1 |
| BRONCOS | 163 | 2265 | 13.9 | 81t | 15 |
| OPPONENTS | 235 | 2556 | 10.0 | 51 | 9 |

| INTERCEPTIONS | No. | Yds | Avg | LG | TD |
|---------------|-----|-----|------|-----|----|
| Thompson | 5 | 122 | 24.4 | 38 | 0 |
| Jackson, T. | 4 | 95 | 23.8 | 73t | 1 |
| Wright | 3 | 128 | 42.7 | 59 | 1 |
| Gradishar | 3 | 56 | 18.7 | 28 | 0 |
| Rizzo | 3 | 49 | 16.3 | 38 | 0 |
| Foley | 3 | 22 | 7.3 | 11 | 0 |
| Jackson, B. | 1 | 13 | 13.0 | 13 | 0 |
| Smith | 1 | 6 | 6.0 | 6 | 0 |
| Evans | 1 | 0 | 0.0 | 0 | 0 |
| Swenson | 1 | 0 | 0.0 | 0 | 0 |
| BRONCOS | 25 | 491 | 19.6 | 73t | 2 |
| OPPONENTS | 12 | 172 | 14.3 | 29 | 0 |

| PUNTING | No. | Yds | Avg | TB | in20 | LG |
|-----------|-----|------|------|----|------|----|
| Dilts | 90 | 3525 | 39.2 | 5 | 20 | 63 |
| Weese | 1 | 38 | 38.0 | 0 | 0 | 38 |
| BRONCOS | 91 | 3563 | 39.2 | 5 | 20 | 63 |
| OPPONENTS | 95 | 3868 | 40.7 | 9 | 13 | 74 |

| PUNT RETURNS | Ret | FC | Yds | Avg | LG | TD |
|--------------|-----|----|-----|------|-----|----|
| Upchurch | 51 | 6 | 653 | 12.8 | 87t | 1 |
| Schultz | 1 | 0 | 11 | 11.0 | 11 | 0 |
| Pane | 6 | 2 | 48 | 8.0 | 14 | 0 |
| BRONCOS | 58 | 8 | 712 | 12.3 | 87t | 1 |
| OPPONENTS | 54 | 8 | 397 | 7.4 | 29 | 0 |

| KICKOFF RETURNS | No. | Yds | Avg | LG | TD |
|-----------------|-----|------|------|----|----|
| Perrin | 3 | 72 | 24.0 | 32 | 0 |
| Upchurch | 20 | 456 | 22.8 | 32 | 0 |
| Schultz | 6 | 135 | 22.5 | 33 | 0 |
| Pane | 1 | 16 | 16.0 | 16 | 0 |
| Keyworth | 1 | 15 | 15.0 | 15 | 0 |
| Hyde | 1 | 15 | 15.0 | 15 | 0 |
| Grant | 1 | 8 | 8.0 | 8 | 0 |
| Nairne | 1 | 1 | 1.0 | 1 | 0 |
| Dolbin | 0 | *14 | — | 14 | 0 |
| BRONCOS | 34 | 732 | 21.5 | 33 | 0 |
| OPPONENTS | 50 | 1084 | 21.7 | 41 | 0 |

| FIELD GOAL BREAKDOWN | Distance | 1-19 | 20-29 | 30-39 | 40-49 | 50+ | Total |
|----------------------|----------|------|-------|-------|-------|------|-------|
| Turner | 0/0 | 3/4 | 7/10 | 3/5 | 0/0 | 0/0 | 13/19 |
| OPPONENTS | 1/1 | 2/3 | 1/5 | 4/9 | 0/4 | 0/22 | 8/22 |

SACKS: Alzado 8, Chavous 8, Carter 6, T. Jackson 4, Manor 4, Gradishar 3, Swenson 2, Rizzo 1, Thompson 1. TOTAL: 37

| PASSING | Att. | Comp. | Yds. | Cmp.% | Yd./Att. | TD | TD% | Int. | Int.% | LG | Tkd/Yds | Rtg. |
|-----------|------|-------|------|-------|----------|----|-----|------|-------|-----|---------|------|
| Morton | 254 | 131 | 1929 | 51.6 | 7.59 | 14 | 5.5 | 8 | 3.1 | 81t | 43/338 | 82.1 |
| Penrose | 40 | 21 | 217 | 52.5 | 5.43 | 0 | 0.0 | 4 | 10.0 | 35 | 5/49 | 28.9 |
| Weese | 20 | 11 | 119 | 55.0 | 5.95 | 1 | 5.0 | 0 | 0.0 | 31 | 2/15 | 89.4 |
| BRONCOS | 314 | 163 | 2265 | 51.9 | 7.21 | 15 | 4.8 | 12 | 3.8 | 81t | 50/402 | 75.6 |
| OPPONENTS | 426 | 235 | 2556 | 55.2 | 6.00 | 11 | 2.6 | 25 | 5.9 | 51 | 35/312 | 57.2 |

1977 DEFENSIVE STATS

(based on coaches' film review)

| | TT | UT | A | SACKS | I-YDS | FR |
|----------------|-------|-----|-----|-------|--------|----|
| 1 Gradishar | 219 | 145 | 74 | 3 | 3-56 | 3 |
| 2 Swenson | 135 | 89 | 46 | 2 | 1-0 | 0 |
| 3 Rizzo | 123 | 72 | 51 | 1 | 3-49 | 1 |
| 4 Alzado | 119 | 80 | 39 | 8 | 0-0 | 2 |
| 5 Jackson, T. | 116 | 77 | 39 | 4 | 4-95 | 0 |
| 6 Carter | 113 | 71 | 42 | 6 | 0-0 | 0 |
| 7 Thompson | 95 | 69 | 26 | 1 | 5-122 | 2 |
| 8 Chavous | 82 | 51 | 31 | 8 | 0-0 | 0 |
| 9 Wright | 77 | 57 | 20 | 0 | 3-128 | 0 |
| 10 Jackson, B. | 72 | 42 | 30 | 0 | 1-13 | 0 |
| 11 Foley | 71 | 58 | 13 | 0 | 3-22 | 0 |
| 12 Grant | 51 | 39 | 12 | 0 | 0-0 | 1 |
| 13 Manor | 38 | 25 | 13 | 4 | 0-0 | 0 |
| 14 Smith | 26 | 19 | 7 | 0 | 1-6 | 1 |
| 15 Turk | 22 | 16 | 6 | 0 | 0-0 | 0 |
| 16 Polt | 16 | 12 | 4 | 0 | 0-0 | 0 |
| 17 Evans | 6 | 4 | 2 | 0 | 1-0 | 1 |
| 18 Pane | 5 | 1 | 4 | 0 | 0-0 | 0 |
| 19 Nairne | 2 | 1 | 1 | 0 | 0-0 | 0 |
| 20 Baska | 1 | 1 | 0 | 0 | 0-0 | 0 |
| 21 Howard | 0 | 0 | 0 | 0 | 0-0 | 1 |
| TOTALS | 1,389 | 929 | 460 | 37 | 25-491 | 12 |

1977 GAMES STARTED

| OFFENSE | DEFENSE |
|--------------------|------------------------|
| QB Morton, Craig | 14 DE Alzado, Lyle |
| RB Armstrong, Otis | 10 DE Chavous, Barney |
| RB Keyworth, Jon | 9 DE Manor, Brison |
| RB Lytle, Rob | 4 DE Smith, Paul |
| RB Perrin, Lonnie | 5 NT Carter, Rubin |
| WR Dolbin, Jack | 13 LB Gradishar, Randy |
| WR Moses, Haven | 14 LB Jackson, Tom |
| WR Upchurch, Rick | 1 LB Rizzo, Joe |
| TE Odoms, Riley | 14 LB Swenson, Bob |
| C Montler, Mike | 14 LB Turk, Godwin |
| T Maurer, Andy | 13 CB Foley, Steve |
| T Minor, Claude | 14 CB Pane, Chris |
| T Schindler, Steve | 1 CB Wright, Louis |
| G Glassic, Tom | 14 S Jackson, Bernard |
| G Howard, Paul | 14 S Polt, Randy |
| | S Thompson, Billy |

1977 COACHES

Red Miller (Head Coach), Marv Braden (Special Teams), Joe Collier (Defensive Coordinator), Bob Gambold (Defensive Backs), Ken Gray (Offensive Line), Stan Jones (Defensive Line), Myrel Moore (Linebackers), Babe Parilli (Quarterbacks), Fran Poltfoot (Wide Receivers), Paul Roach (Offensive Backfield).

1977 LEADERS / RANKINGS

| INDIVIDUAL | PLAYER | NO. | AFC RANK | NFL RANK | NFL LEADER | NO. |
|-----------------|-----------|-------|----------|----------|-----------------|-------|
| Scoring | Turner | 76 | 7 | 12 | Mann (OAK) | 99 |
| Rushing | Armstrong | 489 | 22 | 40 | Payton (CHI) | 1,852 |
| Passing Yards | Morton | 1,929 | 9 | 13 | Ferguson (BUF) | 2,803 |
| Passer Rating | Morton | 82.1 | 2 | 4 | Griese (MIA) | 87.8 |
| Receiving Yards | Moses | 539 | 19 | 32 | Burrough (HOU) | 816 |
| Receptions | Odoms | 37 | 18t | 31t | Mitchell (BAL) | 71 |
| Interceptions | Thompson | 5 | 10t | 16t | Blackwood (BAL) | 10 |

| OFFENSE | NO. | AFC RANK | NFL RANK | NFL LEADER | NO. |
|----------------------------|-------|----------|----------|------------|-------|
| Points Per Game | 19.6 | 6 | 10 | Oakland | 25.1 |
| Total Yards Per Game | 279.0 | 12 | 17 | Dallas | 343.7 |
| Yards Per Play | 4.4 | 12t | 17t | St. Louis | 5.1 |
| Rushing Yards Per Game | 145.9 | 7 | 11 | Chicago | 200.8 |
| Net Passing Yards Per Game | 133.1 | 11 | 15 | Buffalo | 200.2 |

| DEFENSE | NO. | AFC RANK | NFL RANK | NFL LEADER | NO. |
|----------------------------|-------|----------|----------|------------|-------|
| Points Per Game | 10.6 | 1 | 3 | Atlanta | 9.2 |
| Total Yards Per Game | 269.6 | 4 | 9 | Dallas | 229.5 |
| Yards Per Play | 4.1 | 1 | 3t | Dallas | 3.7 |
| Rushing Yards Per Game | 109.4 | 1 | 1 | Denver | 109.4 |
| Net Passing Yards Per Game | 160.3 | 12 | 25 | Atlanta | 98.9 |

1977 NFL STANDINGS

AFC EAST

| Team | W | L | T | Pct | PF | PA |
|-------------|----|----|---|------|-----|-----|
| y-Baltimore | 10 | 4 | 0 | .714 | 295 | 221 |
| Miami | 10 | 4 | 0 | .714 | 313 | 197 |
| New England | 9 | 5 | 0 | .643 | 278 | 217 |
| Buffalo | 3 | 11 | 0 | .214 | 160 | 3 |

1976 FINAL STATISTICS (9-5)

Head Coach: John Ralston AFC West: 2nd Home Stadium: Mile High Stadium

| Date | W-L | Score | Opponent | Attendance | RUSHING | No. | Yds. | Avg | LG | TD |
|---------|-----|-------|----------------|------------|------------------|------------|-------------|------------|-----------|-----------|
| Sept 12 | L | 7-17 | at Cincinnati | 53,464 | Armstrong | 247 | 1008 | 4.1 | 31 | 5 |
| Sept 19 | W | 46-3 | N.Y. Jets | 62,519 | Keyworth | 122 | 349 | 2.9 | 13 | 3 |
| Sept 26 | W | 44-13 | Cleveland | 62,758 | Weese | 23 | 142 | 6.2 | 20 | 0 |
| Oct 3 | W | 26-0 | San Diego | 62,486 | Perrin | 37 | 118 | 3.2 | 14 | 2 |
| Oct 10 | L | 3-17 | at Houston | 47,928 | Klick | 31 | 114 | 3.7 | 19 | 1 |
| Oct 17 | L | 10-17 | Oakland | 63,241 | Upchurch | 6 | 71 | 11.8 | 25 | 1 |
| Oct 24 | W | 35-26 | at Kansas City | 57,961 | Ramsey | 13 | 51 | 3.9 | 15 | 0 |
| Oct 31 | L | 6-19 | at Oakland | 52,169 | Odoms | 3 | 36 | 12.0 | 15t | 2 |
| Nov 7 | W | 48-13 | Tampa Bay | 62,503 | Franckowiak | 12 | 25 | 2.1 | 7 | 0 |
| Nov 14 | W | 17-0 | at San Diego | 32,017 | Van Heusen | 1 | 20 | 20.0 | 20 | 0 |
| Nov 21 | W | 14-13 | N.Y. Giants | 62,961 | Dolbin | 2 | 5 | 2.5 | 8 | 0 |
| Nov 28 | L | 14-38 | at New England | 61,128 | Penrose | 2 | -3 | -1.5 | -1 | 0 |
| Dec 5 | W | 17-16 | Kansas City | 57,995 | Moses | 1 | -4 | -4.0 | -4 | 0 |
| Dec 12 | W | 28-14 | at Chicago | 44,459 | BRONCOS | 500 | 1932 | 3.9 | 31 | 14 |
| | | | | | OPPONENTS | 496 | 1709 | 3.4 | 26 | 14 |

| TEAM STATISTICS | Den | Opp |
|-----------------------|---------|---------|
| TOTAL FIRST DOWNS | 239 | 222 |
| Rushing | 106 | 90 |
| Passing | 114 | 104 |
| Penalty | 19 | 28 |
| Third-Down Efficiency | 69/193 | 73/222 |
| TOTAL NET YARDS | 4136 | 3734 |
| Avg. Per Game | 295.4 | 266.7 |
| Total Plays | 901 | 919 |
| Avg. Gain Per Play | 4.6 | 4.1 |
| NET YARDS RUSHING | 1932 | 1709 |
| Avg. Per Game | 138.0 | 122.1 |
| Total Rushes | 500 | 496 |
| Avg. Per Rush | 3.9 | 3.4 |
| NET YARDS PASSING | 2204 | 2025 |
| Avg. Per Game | 157.4 | 144.6 |
| Sacked/Yards Lost | 48/306 | 32/240 |
| Gross Yards | 2510 | 2265 |
| Att./Completions | 353/168 | 391/214 |
| Completion Pct. | 47.6 | 54.7 |
| Had Intercepted | 22 | 24 |
| PUNTS/AVERAGE | 84/35.1 | 91/37.3 |
| NET PUNTING AVG | 29.9 | 28.5 |
| PUNT RETURNS/AVG | 51/12.5 | 43/8.7 |
| KICKOFF RETURNS/AVG | 46/23.4 | 50/24.1 |
| MISC. RETURNS/AVG | 12/5.7 | 6/0.9 |
| INTERCEPTIONS/RET. | 24/19.0 | 22/11.8 |
| PENALTIES/YARDS | 105/986 | 88/715 |
| FUMBLES/BALL LOST | 23/12 | 23/13 |
| TOUCHDOWNS | 39 | 25 |
| Rushing | 14 | 14 |
| Passing | 15 | 8 |
| Returns | 10 | 3 |
| EXTRA POINTS/ATT | 36/39 | 20/25 |
| FIELD GOALS/ATT | 15/21 | 12/27 |
| TOTAL POINTS | 315 | 206 |

| SCORE BY PERIODS | 1 | 2 | 3 | 4 | OT | Total |
|------------------|----|----|----|----|----|-------|
| BRONCOS | 70 | 71 | 88 | 86 | 0 | 315 |
| OPPONENTS | 30 | 87 | 36 | 83 | 0 | 206 |

| SCORING | TD | Ru | Pa | Rt | PAT | FG | S | PTS |
|------------------|-----------|-----------|-----------|-----------|--------------|--------------|----------|------------|
| Turner | 0 | 0 | 0 | 0 | 36/39 | 15/21 | 0 | 81 |
| Moses | 7 | 0 | 7 | 0 | 0/0 | 0/0 | 0 | 42 |
| Armstrong | 6 | 5 | 1 | 0 | 0/0 | 0/0 | 0 | 36 |
| Upchurch | 6 | 1 | 1 | 4 | 0/0 | 0/0 | 0 | 36 |
| Odoms | 5 | 2 | 3 | 0 | 0/0 | 0/0 | 0 | 30 |
| Keyworth | 4 | 3 | 1 | 0 | 0/0 | 0/0 | 0 | 24 |
| Klick | 2 | 1 | 1 | 0 | 0/0 | 0/0 | 0 | 12 |
| Perrin | 2 | 2 | 0 | 0 | 0/0 | 0/0 | 0 | 12 |
| Rowser | 2 | 0 | 0 | 2 | 0/0 | 0/0 | 0 | 12 |
| Dolbin | 1 | 0 | 1 | 0 | 0/0 | 0/0 | 0 | 6 |
| Jackson | 1 | 0 | 0 | 1 | 0/0 | 0/0 | 0 | 6 |
| Politi | 1 | 0 | 0 | 1 | 0/0 | 0/0 | 0 | 6 |
| Gradishar | 1 | 0 | 0 | 1 | 0/0 | 0/0 | 0 | 6 |
| Jones | 1 | 0 | 0 | 1 | 0/0 | 0/0 | 0 | 6 |
| BRONCOS | 39 | 14 | 15 | 10 | 36/39 | 15/21 | 0 | 315 |
| OPPONENTS | 25 | 14 | 8 | 3 | 20/25 | 12/28 | 0 | 206 |

| PASSING | Att. | Comp. | Yds. | Cmp.% | Yd./Att. | TD | TD% | Int. | Int.% | LG | Tkd/Yds | Rtg. |
|------------------|------------|------------|-------------|-------------|-------------|-----------|------------|-----------|------------|------------|---------------|-------------|
| Ramsey | 270 | 128 | 1931 | 47.4 | 7.15 | 11 | 4.1 | 13 | 4.8 | 71t | 39/261 | 65.1 |
| Weese | 47 | 24 | 314 | 51.1 | 6.68 | 1 | 2.1 | 6 | 12.8 | 43 | 9/45 | 39.9 |
| Penrose | 36 | 16 | 265 | 44.4 | 7.36 | 3 | 8.3 | 3 | 8.3 | 41 | 0/0 | 62.8 |
| BRONCOS | 353 | 168 | 2510 | 47.6 | 7.11 | 15 | 4.2 | 22 | 6.2 | 71t | 48/306 | 59.6 |
| OPPONENTS | 391 | 214 | 2265 | 54.7 | 5.79 | 8 | 2.0 | 24 | 6.1 | 58 | 33/253 | 53.1 |

| RECEIVING | No. | Yds | Avg | LG | TD |
|------------------|------------|-------------|-------------|------------|-----------|
| Armstrong | 39 | 457 | 11.7 | 36t | 1 |
| Odoms | 30 | 477 | 15.9 | 47 | 3 |
| Moses | 25 | 498 | 19.9 | 71t | 7 |
| Keyworth | 22 | 201 | 9.1 | 31 | 1 |
| Dolbin | 19 | 354 | 18.6 | 40 | 1 |
| Upchurch | 12 | 340 | 28.3 | 59t | 1 |
| Klick | 10 | 78 | 7.8 | 19 | 1 |
| Franckowiak | 4 | 42 | 10.5 | 11 | 0 |
| Perrin | 4 | 35 | 8.8 | 15 | 0 |
| Schultz | 2 | 29 | 14.5 | 16 | 0 |
| Lyons | 1 | -1 | -1.0 | -1 | 0 |
| BRONCOS | 168 | 2510 | 14.9 | 71t | 15 |
| OPPONENTS | 214 | 2265 | 10.6 | 58 | 8 |

| INTERCEPTIONS | No. | Yds | Avg | LG | TD |
|------------------|-----------|------------|-------------|-----------|----------|
| Jackson | 7 | 136 | 19.4 | 46t | 1 |
| Rowser | 4 | 104 | 26.0 | 41t | 2 |
| Foley | 4 | 95 | 23.8 | 34 | 0 |
| Gradishar | 3 | 44 | 14.7 | 31t | 1 |
| Swenson | 2 | 26 | 13.0 | 26 | 0 |
| Jones | 2 | 7 | 3.5 | 7 | 0 |
| Rizzo | 1 | 8 | 8.0 | 8 | 0 |
| Politi | 1 | 0 | 0.0 | 0 | 0 |
| Wright | 0 | *32 | | 32 | 0 |
| BRONCOS | 24 | 452 | 18.8 | 65 | 4 |
| OPPONENTS | 22 | 260 | 11.8 | 38 | 0 |

*return yardage gained by lateral

| PUNTING | No. | Yds | Avg | TB | in20 | LG |
|------------------|-----------|-------------|-------------|----------|-----------|-----------|
| Weese | 52 | 1852 | 35.6 | 1 | 5 | 55 |
| Van Heusen | 31 | 1093 | 35.3 | 2 | 4 | 52 |
| BRONCOS | 84 | 2945 | 35.1 | 3 | 9 | 55 |
| OPPONENTS | 91 | 3391 | 37.3 | 8 | 23 | 64 |

*Includes one team punt for 0 yards

| PUNT RETURNS | Ret | FC | Yds | Avg | LG | TD |
|------------------|-----------|----------|------------|-------------|------------|----------|
| Upchurch | 39 | 3 | 536 | 13.7 | 92t | 4 |
| Thompson | 6 | 0 | 60 | 10.0 | 20 | 0 |
| Foley | 5 | 0 | 42 | 8.4 | 16 | 0 |
| Schultz | 1 | 2 | 2 | 2.0 | 2 | 0 |
| BRONCOS | 51 | 5 | 640 | 12.5 | 92t | 4 |
| OPPONENTS | 43 | 1 | 372 | 8.7 | 64t | 1 |

| KICKOFF RETURNS | No. | Yds | Avg | LG | TD |
|------------------|-----------|-------------|-------------|-----------|----------|
| Perrin | 14 | 391 | 27.9 | 43 | 0 |
| Schultz | 3 | 82 | 27.3 | 38 | 0 |
| Upchurch | 22 | 514 | 23.4 | 64 | 0 |
| Hyde | 1 | 17 | 17.0 | 17 | 0 |
| Brown | 3 | 41 | 13.7 | 14 | 0 |
| Frackowiak | 2 | 22 | 11.0 | 14 | 0 |
| Goodman | 1 | 8 | 8.0 | 8 | 0 |
| BRONCOS | 46 | 1075 | 23.4 | 64 | 0 |
| OPPONENTS | 50 | 1206 | 24.1 | 43 | 0 |

| FIELD GOAL BREAKDOWN | 1-19 | 20-29 | 30-39 | 40-49 | 50+ |
|--|------------|------------|------------|-------------|------------|
| Distance | 1-19 | 20-29 | 30-39 | 40-49 | 50+ |
| Turner | 1/1 | 7/8 | 4/5 | 3/7 | — |
| OPPONENTS | 1/2 | 4/6 | 3/7 | 4/11 | 0/2 |
| Turner: (20G,30G) (47G) (40W,47G,25G,36G, 27G) (31G,49S) () (21G,28G) (19G,33G) (44B, 42G) (44S) () (38B,20G) (27-hit upright) | | | | | |

SACKS: Chavous 8, Gradishar 7, Carter 4, T. Jackson 4, P. Smith 3, Hammond 1, Jones 1, Swenson 1, Rizzo 1, Moore 1, Dolbin 1.
TOTAL: 32.

1976 DEFENSIVE STATS

(based on unofficial press box statistics)

| | TT | UT | A | SACKS | I-YDS | FR |
|-------------|-----|-----|-----|-------|--------|----|
| 1 Gradishar | 137 | 101 | 36 | 7 | 3-44 | 1 |
| 2 Thompson | 83 | 60 | 23 | 0 | 0-0 | 0 |
| 3 Jackson | 77 | 58 | 19 | 4 | 7-136 | 2 |
| 4 Rizzo | 76 | 59 | 17 | 1 | 1-8 | 0 |
| 5 Swenson | 75 | 55 | 20 | 1 | 2-31 | 1 |
| 6 Carter | 70 | 51 | 19 | 4 | 0-0 | 1 |
| 7 Chavous | 60 | 44 | 16 | 8 | 0-0 | 0 |
| 8 Wright | 50 | 39 | 11 | 0 | 0-0 | 0 |
| 9 Rowser | 43 | 34 | 9 | 0 | 4-104 | 1 |
| 10 Foley | 42 | 33 | 9 | 0 | 4-95 | 0 |
| 11 Turk | 37 | 26 | 11 | 0 | 0-0 | 1 |
| 12 Smith | 31 | 21 | 10 | 3 | 0-0 | 0 |
| 13 Jones | 29 | 27 | 2 | 1 | 2-7 | 1 |
| Grant | 29 | 22 | 7 | 0 | 0-0 | 0 |
| 15 Baska | 18 | 12 | 6 | 0 | 0-0 | 1 |
| 16 Evans | 16 | 13 | 3 | 0 | 0-0 | 1 |
| 17 White | 10 | 9 | 1 | 0 | 0-0 | 1 |
| 18 Moore | 6 | 6 | 0 | 1 | 0-0 | 0 |
| Politi | 6 | 4 | 2 | 0 | 1-0 | 0 |
| Pane | 6 | 3 | 3 | 0 | 0-0 | 0 |
| 21 Hammond | 5 | 4 | 1 | 1 | 0-0 | 0 |
| 22 Hardee | 1 | 1 | 0 | 0 | 0-0 | 0 |
| TOTALS | 907 | 682 | 225 | 31 | 24-425 | 11 |

1976 GAMES STARTED

| OFFENSE | | DEFENSE | |
|----------------------|----|---------------------|----|
| QB Penrose, Craig | 2 | DE Chavous, Barney | 14 |
| QB Ramsey, Steve | 12 | DE Smith, Paul | 10 |
| RB Armstrong, Otis | 14 | DE Turk, Godwin | 2 |
| RB Franckowiak, Mike | 1 | DE White, Jim | 1 |
| RB Keyworth, Jon | 13 | DT Alzado, Lyle | 1 |
| WR Dolbin, Jack | 5 | DT Carter, Rubin | 14 |
| WR Moses, Haven | 14 | DT Grant, John | 10 |
| WR Upchurch, Rick | 9 | LB Gradishar, Randy | 14 |
| TE Odoms, Riley | 14 | LB Jackson, Tom | 14 |
| C Maples, Bobby | 10 | LB Rizzo, Joe | 12 |
| C Olson, Phil | 4 | LB Swenson, Bob | 6 |
| T Bain, Bill | 13 | CB Foley, Steve | 6 |
| T Minor, Claudie | 14 | CB Jones, Calvin | 8 |
| T Montgomery, Marv | 1 | CB Wright, Louis | 14 |
| G Glassic, Tom | 14 | S Rowser, John | 14 |
| G Lyons, Tommy | 14 | S Thompson, Billy | 14 |

1976 COACHES

John Ralston (Head Coach), Max Coley (Offensive Coordinator/Backfield), Joe Collier (Defensive Coordinator), Kay Dalton (Wide Receivers), Bob Gambold (Defensive Backs), Mike Giddings (Asst. Offensive Line), Charley Johnson (Quarterbacks), Stan Jones (Defensive Line), Myrel Moore (Linebackers), Doc Ulrich (Offensive Line).

1976 LEADERS / RANKINGS

| INDIVIDUAL | PLAYER | NO. | AFC RANK | NFL RANK | NFL LEADER | NO. |
|-----------------|-----------|-------|----------|----------|------------------|-------|
| Scoring | Turner | 81 | 6t | 13 | Linhart (BAL) | 109 |
| Rushing | Armstrong | 1,008 | 6 | 11 | Simpson (BUF) | 1,503 |
| Passing Yards | Ramsey | 1,931 | 8 | 13 | Jones (BAL) | 3,104 |
| Passer Rating | Ramsey | 65.1 | 9 | 14 | Stabler (OAK) | 103.4 |
| Receiving Yards | Moses | 498 | 18 | 36 | Carr (BAL) | 1,112 |
| Receptions | Armstrong | 39 | 19 | 33 | Lane (KC) | 66 |
| Interceptions | Jackson | 7 | 3t | 6t | Jackson, M. (LA) | 10 |

| OFFENSE | NO. | AFC RANK | NFL RANK | NFL LEADER | NO. |
|----------------------------|-------|----------|----------|------------|-------|
| Points Per Game | 22.5 | 6 | 7 | Baltimore | 26.1 |
| Total Yards Per Game | 285.4 | 11 | 16 | Baltimore | 374.0 |
| Yards Per Play | 4.6 | 10t | 14t | Oakland | 5.5 |
| Rushing Yards Per Game | 138.0 | 10 | 19 | Pittsburgh | 212.2 |
| Net Passing Yards Per Game | 157.4 | 7 | 12 | Baltimore | 209.5 |

| DEFENSE | NO. | AFC RANK | NFL RANK | NFL LEADER | NO. |
|----------------------------|-------|----------|----------|------------|-------|
| Points Per Game | 14.7 | 2 | 6 | Pittsburgh | 9.9 |
| Total Yards Per Game | 266.7 | 3 | 8 | Pittsburgh | 237.4 |
| Yards Per Play | 4.1 | 2 | 5t | Pittsburgh | 3.8 |
| Rushing Yards Per Game | 122.1 | 2 | 3 | Pittsburgh | 104.1 |
| Net Passing Yards Per Game | 144.6 | 4 | 12 | Minnesota | 112.5 |

1976 NFL STANDINGS

| AFC EAST | | | | | | |
|---------------|----|----|---|------|-----|-----|
| Team | W | L | T | Pct | PF | PA |
| y-Baltimore | 11 | 3 | 0 | .786 | 417 | 246 |
| x-New England | 11 | 3 | 0 | .786 | 376 | 236 |
| Miami | 6 | 8 | 0 | .429 | 263 | 264 |
| New York Jets | 3 | 11 | 0 | .214 | 169 | 383 |
| Buffalo | 2 | 12 | 0 | .143 | 245 | 363 |

| AFC CENTRAL | | | | | | |
|--------------|----|---|---|------|-----|-----|
| Team | W | L | T | Pct | PF | PA |
| y-Pittsburgh | 10 | 4 | 0 | .714 | 342 | 138 |
| Cincinnati | 10 | 4 | 0 | .714 | 335 | 210 |
| Cleveland | 9 | 5 | 0 | .643 | 267 | 287 |
| Houston | 5 | 9 | 0 | .357 | 222 | 273 |

| AFC WEST | | | | | | | |
|-------------|----|----|---|------|-----|-----|--|
| Team | W | L | T | Pct | PF | PA | |
| *y-Oakland | 13 | 1 | 0 | .929 | 350 | 237 | |
| Denver | 9 | 5 | 0 | .643 | 315 | 206 | |
| San Diego | 6 | 8 | 0 | .429 | 248 | 285 | |
| Kansas City | 5 | 9 | 0 | .357 | 290 | 376 | |
| Tampa Bay | 0 | 14 | 0 | .000 | 125 | 412 | |

1975 FINAL STATISTICS (6-8)

Head Coach: John Ralston AFC West: 2nd Home Stadium: Mile High Stadium

| Date | W-L | Score | Opponent | Attendance | RUSHING | No. | Yds. | Avg | LG | TD |
|---------|-----|-------|----------------|------------|------------------|------------|-------------|------------|------------|-----------|
| Sept 21 | W | 37-33 | Kansas City | 51,858 | Keyworth | 182 | 725 | 4.0 | 34 | 3 |
| Sept 29 | W | 23-13 | Green Bay | 52,491 | Little | 125 | 445 | 3.6 | 19 | 2 |
| Oct 5 | L | 14-38 | at Buffalo | 79,798 | Lynch | 57 | 218 | 3.8 | 20 | 3 |
| Oct 12 | L | 9-20 | at Pittsburgh | 49,164 | Armstrong | 31 | 155 | 5.0 | 33 | 0 |
| Oct 19 | W | 16-15 | Cleveland | 52,540 | Ross | 42 | 121 | 2.9 | 21 | 0 |
| Oct 26 | L | 13-26 | at Kansas City | 70,043 | Upchurch | 16 | 97 | 6.1 | 15 | 1 |
| Nov 2 | L | 17-42 | Oakland | 52,330 | Dolbin | 5 | 72 | 14.4 | 25 | 0 |
| Nov 9 | L | 16-17 | Cincinnati | 49,702 | Hufnagel | 8 | 47 | 5.9 | 13 | 0 |
| Nov 16 | W | 27-17 | at San Diego | 26,048 | Ramsey | 6 | 38 | 6.3 | 17 | 0 |
| Nov 23 | L | 21-35 | at Atlanta | 28,686 | Odoms | 5 | 27 | 5.4 | 12 | 0 |
| Nov 30 | W | 13-10 | San Diego (OT) | 44,982 | Van Heusen | 2 | 26 | 13.0 | 24 | 0 |
| Dec 8 | L | 10-17 | at Oakland | 51,075 | Johnson | 10 | 21 | 2.1 | 13 | 0 |
| Dec 14 | W | 25-10 | Philadelphia | 36,860 | Franckowiak | 1 | 1 | 1.0 | 1 | 0 |
| Dec 20 | L | 13-14 | at Miami | 43,064 | BRONCOS | 490 | 1993 | 4.1 | 34 | 9 |
| | | | | | OPPONENTS | 526 | 1974 | 3.8 | 6.5 | 19 |

| TEAM STATISTICS | Den | Opp | RECEIVING | No. | Yds | Avg | LG | TD |
|-----------------------|--------|--------|------------------|------------|-------------|-------------|------------|-----------|
| TOTAL FIRST DOWNS | 268 | 247 | Keyworth | 42 | 314 | 7.5 | 19 | 1 |
| Rushing | 109 | 121 | Odoms | 40 | 544 | 13.6 | 43 | 3 |
| Passing | 137 | 104 | Moses | 29 | 505 | 17.4 | 33 | 2 |
| Penalty | 22 | 22 | Little | 29 | 308 | 10.6 | 66t | 2 |
| Third-Down Efficiency | 84/212 | 76/209 | Dolbin | 22 | 421 | 19.1 | 41 | 3 |
| TOTAL NET YARDS | 4534 | 4006 | Upchurch | 18 | 436 | 24.2 | 90t | 2 |
| Avg. Per Game | 323.9 | 286.1 | VanHeusen | 15 | 246 | 16.4 | 28 | 1 |
| Total Plays | 964 | 901 | Ross | 7 | 69 | 9.9 | 30 | 0 |
| Avg. Gain Per Play | 4.7 | 4.4 | Lynch | 6 | 33 | 5.5 | 19 | 1 |
| NET YARDS RUSHING | 1993 | 1974 | Brown | 1 | 14 | 14.0 | 14 | 0 |
| Avg. Per Game | 142.4 | 141.0 | Armstrong | 1 | 10 | 10.0 | 10 | 0 |
| Total Rushes | 490 | 526 | BRONCOS | 210 | 2900 | 13.8 | 90t | 15 |
| Avg. Per Rush | 4.1 | 3.8 | OPPONENTS | 181 | 2245 | 12.4 | 69 | 14 |

| NET YARDS PASSING | 2541 | 2032 | INTERCEPTIONS | No. | Yds | Avg | LG | TD |
|---------------------|---------|---------|------------------|-----------|------------|-------------|-----------|----------|
| Avg. Per Game | 181.5 | 145.1 | Gradihar | 3 | 77 | 25.7 | 44 | 1 |
| Sacked/Yards Lost | 47/359 | 27/213 | Thompson | 2 | 97 | 48.5 | 49 | 0 |
| Gross Yards | 2900 | 2245 | Thomas | 2 | 66 | 33.0 | 36 | 0 |
| Att./Completions | 427/210 | 348/181 | Wright | 2 | 9 | 4.5 | 9 | 0 |
| Completion Pct. | 49.2 | 52.5 | Jackson | 2 | 0 | 0.0 | 0 | 0 |
| Had Intercepted | 34 | 16 | O'Malley | 1 | 38 | 38.0 | 0 | 0 |
| PUNTS/AVERAGE | 63/39.9 | 76/42.1 | Swenson | 1 | 4 | 4.0 | 4 | 0 |
| PUNT RETURNS/AVG | 41/11.5 | 39/13.7 | Rowser | 1 | 2 | 2.0 | 2 | 0 |
| KICKOFF RETURNS/AVG | 59/24.5 | 57/22.3 | May | 1 | 0 | 0.0 | 0 | 0 |
| MISC. RETURNS/AVG | 4/68 | 1/6 | Jones | 1 | 0 | 0.0 | 0 | 0 |
| INTERCEPTIONS/RET. | 16/18.3 | 34/13.1 | BRONCOS | 16 | 293 | 18.3 | 49 | 1 |
| PENALTIES/YARDS | 92/785 | 88/779 | OPPONENTS | 34 | 447 | 13.1 | 41 | 1 |

| | | | | | | | | | | |
|----------------------|-------|-------|--------------|--|-----|------|------|------|----|----|
| Avg. Points per Game | 18.1 | 21.9 | PUNTING | | No. | Yds | Avg | LG | B | |
| Touchdowns | 28 | 35 | Van Heusen | | 63 | 2515 | 39.9 | 64 | 0 | |
| By Rushing | 9 | 19 | OPPONENTS | | 76 | 3200 | 42.1 | 60 | 0 | |
| By Passing | 15 | 14 | | | | | | | | |
| By Returns | 4 | 2 | PUNT RETURNS | | Ret | FC | Yds | Avg | LG | TD |
| Field Goals | 21/29 | 21/28 | Upchurch | | 27 | 4 | 312 | 11.6 | 51 | 0 |
| Conversions | 23/28 | 34/35 | Thompson | | 13 | 1 | 158 | 12.2 | 24 | 0 |

| SCORE BY PERIODS | 1 | 2 | 3 | 4 | OT | Total |
|------------------|----|----|----|----|----|-------|
| BRONCOS | 36 | 86 | 41 | 88 | 3 | 254 |
| OPPONENTS | 54 | 81 | 88 | 84 | 0 | 307 |

| SCORING | TD | Ru | Pa | Rt | PAT | FG | S | PTS |
|------------------|-----------|-----------|-----------|----------|--------------|--------------|----------|------------|
| Turner | 0 | 0 | 0 | 0 | 23/26 | 21/28 | 0 | 86 |
| Keyworth | 4 | 3 | 1 | 0 | 0/0 | 0/0 | 0 | 24 |
| Dolbin | 4 | 0 | 3 | 1 | 0/0 | 0/0 | 0 | 24 |
| Little | 4 | 2 | 2 | 0 | 0/0 | 0/0 | 0 | 24 |
| Lynch | 4 | 3 | 1 | 0 | 0/0 | 0/0 | 0 | 24 |
| Odoms | 4 | 0 | 3 | 1 | 0/0 | 0/0 | 0 | 24 |
| Upchurch | 3 | 1 | 2 | 0 | 0/0 | 0/0 | 0 | 18 |
| Moses | 2 | 0 | 2 | 0 | 0/0 | 0/0 | 0 | 12 |
| Van Heusen | 1 | 0 | 1 | 0 | 0/0 | 0/0 | 0 | 6 |
| Gradihar | 1 | 0 | 0 | 1 | 0/0 | 0/0 | 0 | 6 |
| Smith | 1 | 0 | 0 | 1 | 0/0 | 0/0 | 0 | 6 |
| BRONCOS | 28 | 9 | 15 | 4 | 23/28 | 21/28 | 0 | 254 |
| OPPONENTS | 35 | 19 | 14 | 2 | 34/35 | 21/28 | 0 | 307 |

| KICKOFF RETURNS | No. | Yds | Avg | LG | TD |
|------------------|-----------|-------------|-------------|-----------|----------|
| Upchurch | 40 | 1084 | 27.1 | 58 | 0 |
| Little | 16 | 307 | 19.2 | 32 | 0 |
| Ross | 1 | 20 | 20.0 | 20 | 0 |
| Severson | 1 | 20 | 20.0 | 20 | 0 |
| Maples | 1 | 15 | 15.0 | 15 | 0 |
| BRONCOS | 59 | 1446 | 24.5 | 58 | 0 |
| OPPONENTS | 57 | 1273 | 22.3 | 39 | 0 |

| FIELD GOAL BREAKDOWN | Distance | 1-19 | 20-29 | 30-39 | 40-49 | 50+ |
|----------------------|------------|------------|------------|------------|------------|-----|
| Turner | 1/1 | 7/9 | 8/10 | 3/6 | 2/3 | |
| OPPONENTS | 2/2 | 8/9 | 4/6 | 1/3 | 1/4 | |

| PASSING | Att. | Comp. | Yds. | Cmp.% | Yd./Att. | Tkd/Yds | TD | TD% | Int. | Int.% | LG | Rtg. |
|------------|------|-------|------|-------|----------|---------|----|-----|------|-------|-----|-------|
| Ramsey | 233 | 128 | 1562 | 54.9 | 6.70 | 23/187 | 9 | 3.8 | 14 | 6.0 | 66t | 63.4 |
| Johnson | 142 | 65 | 1021 | 45.8 | 7.19 | 10/79 | 5 | 3.5 | 12 | 8.5 | 90t | 45.4 |
| Hufnagel | 51 | 16 | 287 | 31.4 | 5.62 | 13/84 | 1 | 2.0 | 8 | 15.7 | 80 | 18.8 |
| Van Heusen | 1 | 1 | 30 | 100.0 | 30.00 | 0/0 | 0 | 0.0 | 0 | 0.0 | 30 | 119.0 |
| BRONCOS | 427 | 210 | 2900 | 49.2 | 6.79 | 47/359 | 15 | 3.5 | 34 | 8.0 | 90t | 49.9 |
| OPPONENTS | 348 | 181 | 2245 | 52.5 | 6.45 | 27/213 | 14 | 4.0 | 16 | 4.6 | 69 | 66.6 |

1975 DEFENSIVE STATS

(based on unofficial press box statistics)

| | TT | UT | A | SACKS | I-YDS | FR |
|---------------|------------|------------|------------|-----------|---------------|-----------|
| 1 Gradihar | 132 | 106 | 26 | 3 | 3-77 | 0 |
| 2 Jackson | 92 | 67 | 25 | 3 | 2-0 | 0 |
| 3 Alzado | 79 | 55 | 24 | 7 | 0-0 | 2 |
| 4 Thompson | 59 | 51 | 8 | 0 | 2-97 | 0 |
| 5 Grant | 57 | 44 | 13 | 2 | 0-0 | 3 |
| 6 Rizzo | 54 | 38 | 16 | 0 | 0-0 | 0 |
| 7 Carter | 52 | 28 | 24 | 2 | 0-0 | 0 |
| 8 Smith, P. | 47 | 34 | 13 | 4.5 | 0-0 | 1 |
| 9 Wright | 43 | 36 | 7 | 0 | 2-9 | 0 |
| 10 Chavous | 42 | 28 | 14 | 4.5 | 0-0 | 0 |
| 11 Rowser | 37 | 32 | 5 | 0 | 1-2 | 1 |
| 12 Swenson | 31 | 26 | 5 | 0 | 1-4 | 0 |
| 13 O'Malley | 29 | 25 | 4 | 0 | 1-38 | 0 |
| May | 29 | 20 | 9 | 0 | 1-0 | 0 |
| 15 Jones | 26 | 24 | 2 | 0 | 1-0 | 0 |
| 16 Thomas, E | 19 | 14 | 5 | 0 | 2-66 | 1 |
| 17 Severson | 18 | 11 | 7 | 0 | 0-0 | 2 |
| 18 Polti | 15 | 7 | 8 | 0 | 0-0 | 0 |
| 19 Olsen | 14 | 12 | 2 | 1 | 0-0 | 0 |
| 20 Maples | 6 | 6 | 0 | 0 | 0-0 | 0 |
| TOTALS | 881 | 664 | 217 | 27 | 16-293 | 10 |

1975 GAMES STARTED

| OFFENSE | | DEFENSE | |
|---------------------|----|--------------------|----|
| QB Hufnagel, John | 1 | DE Carter, Rubin | 7 |
| QB Johnson, Charley | 6 | DE Chavous, Barney | 9 |
| QB Ramsey, Steve | 7 | DE Grant, John | 13 |
| RB Armstrong, Otis | 3 | DE Olsen, Phil | 1 |
| RB Keyworth, Jon | 14 | DT Alzado, Lyle | 14 |
| RB Little, Floyd | 10 | DT Smith, Paul | 12 |
| RB Lynch, Fran | 1 | LB Gradihar, Randy | 14 |
| WR Dolbin, Jack | 1 | LB Jackson, Tom | 14 |
| WR Moses, Haven | 14 | LB May, Ray | 8 |
| WR Van Heusen, Bill | 13 | LB Rizzo, Joe | 6 |
| TE Odoms, Riley | 14 | CB Jones, Calvin | 8 |
| C Maples, Bobby | 14 | CB/S Rowser, John | 13 |
| T Current, Mike | 7 | CB Thomas, Earlie | 6 |
| T Minor, Claudie | 14 | CB Wright, Louis | 11 |
| T Montgomery, Marv | 7 | S Polt, Randy | 1 |
| T Rogers, Stan | 2 | S Severson, Jeff | 3 |
| G Howard, Paul | 14 | S Thompson, Billy | 14 |
| G Lyons, Tom | 10 | | |
| G Schaukowitz, Carl | 2 | | |

1975 COACHES

John Ralston (Head Coach), Max Coley (Offensive Coordinator/Backfield), Joe Collier (Defensive Coordinator), Kay Dalton (Wide Receivers), Jerry Frei (Offensive Line), Bob Gambold (Defensive Backs), Myrel Moore (Linebackers/Special Teams), Doc Ulrich (Defensive Line).

1975 LEADERS / RANKINGS

| INDIVIDUAL | PLAYER | NO. | AFC RANK | NFL RANK | NFL LEADER | NO. |
|-----------------|----------|-------|----------|----------|-----------------|-------|
| Scoring | Turner | 86 | 6 | 10 | Simpson (BUF) | 138 |
| Rushing | Keyworth | 725 | 9 | 16 | Simpson (BUF) | 1,817 |
| Passing Yards | Ramsey | 1,562 | 11 | 21 | Anderson (CIN) | 3,169 |
| Passer Rating | Ramsey | 63.4 | 6 | 12 | Anderson (CIN) | 93.9 |
| Receiving Yards | Odoms | 544 | 19t | 34t | Burroughs (HOU) | 1,063 |
| Receptions | Keyworth | 42 | 13t | 26t | Foreman (MIN) | 73 |
| Interceptions | Gradihar | 3 | 29t | 54t | Blount (PIT) | 11 |

| OFFENSE | NO. | AFC RANK | NFL RANK | NFL LEADER | NO. |
|----------------------------|-------|----------|----------|------------|-------|
| Points Per Game | 18.1 | 11 | 17 | Buffalo | 30.0 |
| Total Yards Per Game | 323.9 | 5 | 10 | Buffalo | 390.5 |
| Yards Per Play | 4.7 | 7t | 12t | Buffalo | 5.7 |
| Rushing Yards Per Game | 142.4 | 8 | 13 | Buffalo | 212.4 |
| Net Passing Yards Per Game | 181.5 | 2 | 7 | Cincinnati | 231.5 |

| DEFENSE | NO. | AFC RANK | NFL RANK | NFL LEADER | NO. |
|----------------------------|-------|----------|----------|-------------|-------|
| Points Per Game | 21.9 | 7 | 18 | Los Angeles | 9.6 |
| Total Yards Per Game | 286.1 | 5 | 9 | Minnesota | 225.2 |
| Yards Per Play | 4.4 | 4t | 8t | Los Angeles | 3.9 |
| Rushing Yards Per Game | 141.0 | 6 | 13 | Minnesota | 109.4 |
| Net Passing Yards Per Game | 145.1 | 5 | 7 | Minnesota | 115.8 |

1975 NFL STANDINGS

| AFC EAST | Team | W | L | T | Pct | PF | PA |
|----------|---------------|----|----|---|------|-----|-----|
| | y-Baltimore | 10 | 4 | 0 | .714 | 395 | 269 |
| | Miami | 10 | 4 | 0 | .714 | 357 | 222 |
| | Buffalo | 8 | 6 | 0 | .571 | 420 | 355 |
| | New York Jets | 3 | 11 | 0 | .214 | 258 | 433 |
| | New England | 3 | 11 | 0 | .214 | 258 | 358 |

AFC CENTRAL

| Team | W | L | T | Pct | PF | PF |
|---------------|----|----|---|------|-----|-----|
| *y-Pittsburgh | 12 | 2 | 0 | .857 | 373 | 162 |
| x-Cincinnati | 11 | 3 | 0 | .786 | 340 | 246 |
| Houston | 10 | 4 | 0 | .714 | 293 | 226 |
| Cleveland | 3 | 11 | 0 | .214 | 218 | 372 |

AFC WEST

| Team | W | L | T | Pct | PF | PF |
|-------------|----|----|---|------|-----|-----|
| y-Oakland | 11 | 3 | 0 | .786 | 375 | 255 |
| Denver | 6 | 8 | 0 | .429 | 254 | 307 |
| Kansas City | 5 | 9 | 0 | .357 | 282 | 341 |
| San Diego | 2 | 12 | 0 | .143 | 189 | 345 |

1974 FINAL STATISTICS (7-6-1)

Head Coach: John Ralston AFC West: 2nd Home Stadium: Mile High Stadium

| Date | W-L | Score | Opponent | Attendance | RUSHING | No. | Yds. | Avg | LG | TD |
|---------|-----|-------|-----------------|------------|------------------|------------|-------------|------------|-----------|-----------|
| Sept 15 | L | 10-17 | Los Angeles | 56,981 | Armstrong | 263 | 1407 | 5.3 | 43 | 9 |
| Sept 22 | T | 35-35 | Pittsburgh (OT) | 50,858 | Keyworth | 81 | 374 | 4.6 | 30 | 10 |
| Sept 30 | L | 3-30 | at Washington | 54,395 | Little | 117 | 312 | 2.7 | 22 | 1 |
| Oct 6 | W | 17-14 | at Kansas City | 67,298 | Odoms | 4 | 25 | 6.3 | 31 | 0 |
| Oct 13 | W | 33-17 | New Orleans | 50,748 | Hufnagel | 2 | 22 | 11.0 | 18 | 0 |
| Oct 20 | W | 27-7 | San Diego | 50,748 | Moses | 2 | 16 | 8.0 | 11 | 0 |
| Oct 27 | L | 21-23 | at Cleveland | 60,478 | Ross | 3 | 8 | 2.7 | 7 | 0 |
| Nov 3 | L | 17-28 | Oakland | 45,766 | Stowe | 1 | 1 | 1.0 | 1 | 0 |
| Nov 10 | W | 17-6 | at Baltimore | 32,244 | Van Heusen | 1 | -1 | -1.0 | -1 | 0 |
| Nov 18 | L | 34-42 | Kansas City | 50,236 | Lynch | 3 | -2 | -7 | 1 | 0 |
| Nov 24 | W | 20-17 | at Oakland | 51,224 | Ramsey | 5 | -2 | -4 | 1 | 0 |
| Nov 28 | W | 31-27 | at Detroit | 51,157 | Johnson | 4 | -3 | -8 | -1 | 0 |
| Dec 8 | W | 37-14 | Houston | 46,942 | BRONCOS | 486 | 2157 | 4.4 | 43 | 20 |
| Dec 15 | L | 0-17 | at San Diego | 35,756 | OPPONENTS | 487 | 1808 | 3.7 | 27 | 17 |

| TEAM STATISTICS | Den | Opp | RECEIVING | No. | Yds | Avg | LG | TD | |
|-----------------------|---------|---------|-----------------------------------|------------|-------------|-------------|------------|-----------|----|
| TOTAL FIRST DOWNS | 258 | 265 | Odoms | 42 | 639 | 15.2 | 41 | 6 | |
| Rushing | 120 | 109 | Armstrong | 38 | 405 | 10.7 | 48t | 3 | |
| Passing | 118 | 135 | Moses | 34 | 559 | 16.4 | 42 | 2 | |
| Penalty | 20 | 21 | Little | 29 | 344 | 11.8 | 72 | 0 | |
| Third-Down Efficiency | 63/176 | 88/218 | Van Heusen | 16 | 421 | 26.3 | 73t | 4 | |
| TOTAL NET YARDS | 4485 | 4391 | Keyworth | 12 | 109 | 9.1 | 18 | 0 | |
| Avg. Per Game | 320.4 | 313.6 | Simmons | 10 | 161 | 16.1 | 36 | 2 | |
| Total Plays | 861 | 945 | Stowe | 2 | 9 | 4.5 | 5 | 1 | |
| Avg. Gain Per Play | 5.2 | 4.6 | Ross | 1 | 13 | 13.0 | 13 | 0 | |
| NET YARDS RUSHING | 2157 | 1808 | BRONCOS | 184 | 2660 | 14.5 | 73t | 18 | |
| Avg. Per Game | 154.1 | 129.1 | OPPONENTS | 237 | 2805 | 11.8 | 61t | 14 | |
| Total Rushes | 486 | 487 | | | | | | | |
| Avg. Per Rush | 4.4 | 3.7 | INTERCEPTIONS | No. | Yds | Avg | LG | TD | |
| NET YARDS PASSING | 2328 | 2583 | Thompson | 5 | 105 | 21.0 | 38t | 1 | |
| Avg. Per Game | 166.3 | 184.5 | Jones | 5 | 19 | 3.8 | 11 | 0 | |
| Sacked/Yards Lost | 45/332 | 32/222 | Rowser | 4 | 56 | 14.0 | 33 | 0 | |
| Gross Yards | 2660 | 2805 | May | 2 | 40 | 20.0 | 25 | 0 | |
| Att./Completions | 329/184 | 426/237 | Jackson, T. | 1 | 39 | 39.0 | 39 | 0 | |
| Completion Pct. | 55.9 | 55.6 | Greer | 1 | 23 | 23.0 | 23 | 0 | |
| Had Intercepted | 17 | 22 | Laskey | 1 | 3 | 3.0 | 3 | 0 | |
| PUNTS/AVERAGE | 75/40.3 | 70/42.6 | Pitts | 1 | 2 | 2.0 | 2 | 0 | |
| PUNT RETURNS/AVG | 43/11.0 | 45/11.8 | Smith, Ed | 1 | 0 | 0.0 | 0 | 0 | |
| KICKOFF RETURNS/AVG | 54/22.0 | 57/24.0 | Tyler | 1 | 0 | 0.0 | 0 | 0 | |
| MISC. RETURNS/AVG | 1/-2 | 3/57 | Hepburn | 0 | *22 | 0.0 | 22 | 0 | |
| INTERCEPTIONS/RET. | 22/14.0 | 17/17.9 | BRONCOS | 22 | 309 | 14.0 | 39 | 1 | |
| PENALTIES/YARDS | 76/632 | 78/585 | OPPONENTS | 17 | 304 | 17.9 | 55t | 3 | |
| FUMBLES/BALL LOST | 23/13 | 22/11 | *return yardage gained by lateral | | | | | | |
| TOTAL POINTS | 302 | 294 | PUNTING | No. | Yds | Avg | LG | B | |
| Avg. Points per Game | 21.6 | 21.0 | Van Heusen | 75 | 3024 | 40.3 | 61 | 0 | |
| Touchdowns | 39 | 35 | OPPONENTS | 70 | 2985 | 42.6 | 66 | 0 | |
| By Rushing | 20 | 17 | | | | | | | |
| By Passing | 18 | 14 | PUNT RETURNS | Ret | FC | Yds | Avg | LG | TD |
| By Returns | 1 | 4 | Thompson | 26 | 1 | 350 | 13.5 | 60 | 0 |
| Field Goals | 11/21 | 16/42 | Little | 4 | 1 | 34 | 8.5 | 17 | 0 |
| Conversions | 35/39 | 34/35 | Greer | 13 | 5 | 90 | 6.9 | 12 | 0 |

| SCORE BY PERIODS | 1 | 2 | 3 | 4 | OT | Total |
|------------------|----|----|----|----|----|-------|
| BRONCOS | 80 | 80 | 91 | 51 | 0 | 302 |
| OPPONENTS | 65 | 88 | 73 | 68 | 0 | 294 |

| SCORING | TD | Ru | Pa | Rt | PAT | FG | S | PTS |
|------------------|-----------|-----------|-----------|----------|--------------|--------------|----------|------------|
| Armstrong | 12 | 9 | 3 | 0 | 0/0 | 0/0 | 0 | 72 |
| Turner | 0 | 0 | 0 | 0 | 35/38 | 11/21 | 0 | 68 |
| Keyworth | 10 | 10 | 0 | 0 | 0/0 | 0/0 | 0 | 60 |
| Odoms | 6 | 0 | 6 | 0 | 0/0 | 0/0 | 0 | 36 |
| Van Heusen | 4 | 0 | 4 | 0 | 0/0 | 0/0 | 0 | 24 |
| Simmons | 2 | 0 | 2 | 0 | 0/0 | 0/0 | 0 | 12 |
| Moses | 2 | 0 | 2 | 0 | 0/0 | 0/0 | 0 | 12 |
| Thompson | 1 | 0 | 0 | 1 | 0/0 | 0/0 | 0 | 6 |
| Little | 1 | 1 | 0 | 0 | 0/0 | 0/0 | 0 | 6 |
| Stowe | 1 | 0 | 1 | 0 | 0/0 | 0/0 | 0 | 6 |
| BRONCOS | 39 | 20 | 18 | 1 | 35/39 | 11/21 | 0 | 302 |
| OPPONENTS | 35 | 17 | 14 | 4 | 34/35 | 16/42 | 1 | 294 |

| PASSING | Att. | Comp. | Yds. | Comp.% | Yd./Att. | Tkd/Yds | TD | TD% | Int. | Int.% | LG | Rtg. |
|------------------|------------|------------|-------------|-------------|-------------|---------------|-----------|------------|-----------|------------|------------|-------------|
| Johnson | 244 | 136 | 1969 | 55.7 | 8.07 | 35/270 | 13 | 5.3 | 9 | 3.7 | 73t | 84.3 |
| Ramsey | 74 | 41 | 580 | 55.4 | 7.84 | 9/55 | 5 | 6.8 | 7 | 9.5 | 43t | 64.0 |
| Hufnagel | 10 | 6 | 70 | 60.0 | 7.00 | 1/7 | 0 | 0.0 | 1 | 14.3 | 28 | 41.7 |
| Van Heusen | 1 | 1 | 41 | 100.0 | 41.00 | 0/0 | 0 | 0.0 | 0 | 0.0 | 41 | 120.0 |
| BRONCOS | 329 | 184 | 2660 | 55.9 | 8.09 | 45/332 | 18 | 5.5 | 17 | 5.2 | 73t | 79.1 |
| OPPONENTS | 426 | 237 | 2805 | 55.6 | 6.58 | 32/222 | 14 | 3.3 | 22 | 5.2 | 61t | 65.3 |

1974 DEFENSIVE STATS

(based on unofficial press box statistics)

| | TT | UT | A | SACKS | I-YDS | FR |
|---------------|------------|------------|------------|-----------|---------------|-----------|
| 1 Jackson | 121 | 80 | 41 | 4 | 1-39 | 0 |
| 2 May | 103 | 68 | 35 | 1 | 2-40 | 1 |
| 3 Thompson | 86 | 63 | 23 | 0 | 5-105 | 2 |
| 4 Alzado | 84 | 58 | 26 | 13 | 0-0 | 2 |
| 5 Chavous | 82 | 53 | 29 | 9 | 0-0 | 2 |
| 6 Grant | 54 | 38 | 16 | 1 | 0-0 | 0 |
| 7 Gradishar | 53 | 42 | 11 | 0 | 0-0 | 0 |
| O'Malley | 53 | 36 | 17 | 0 | 0-0 | 0 |
| 9 Jones | 47 | 41 | 6 | 0 | 5-19 | 0 |
| 10 Laskey | 45 | 32 | 13 | 0 | 1-3 | 1 |
| 11 Greer | 43 | 27 | 16 | 0 | 1-23 | 1 |
| 12 Rowser | 42 | 36 | 6 | 0 | 4-56 | 0 |
| 13 Simone | 29 | 21 | 8 | 1 | 0-0 | 1 |
| 14 Duranko | 28 | 17 | 11 | 1 | 0-0 | 0 |
| 15 Criter | 23 | 18 | 5 | 0 | 0-0 | 0 |
| Hepburn | 23 | 17 | 6 | 0 | 0-22 | 0 |
| 17 Pitts | 18 | 14 | 4 | 1 | 1-2 | 0 |
| 18 Smith, P. | 13 | 4 | 9 | 0 | 0-0 | 1 |
| 19 Rizzo | 10 | 10 | 0 | 0 | 0-0 | 0 |
| 20 Tyler | 8 | 7 | 1 | 0 | 1-0 | 0 |
| 21 Graham | 5 | 5 | 0 | 0 | 0-0 | 0 |
| Kampa | 5 | 3 | 2 | 0 | 0-0 | 0 |
| 23 Smith, E. | 4 | 2 | 2 | 1 | 1-0 | 0 |
| TOTALS | 979 | 692 | 287 | 32 | 22-309 | 11 |

1974 GAMES STARTED

| OFFENSE | | DEFENSE | |
|---------------------|----|---------------------|----|
| QB Johnson, Charley | 13 | DE Alzado, Lyle | 14 |
| QB Ramsey, Steve | 1 | DE Chavous, Barney | 14 |
| RB Armstrong, Otis | 14 | DT Duranko, Pete | 9 |
| RB Keyworth, Jon | 5 | DT Grant, John | 13 |
| RB Little Floyd | 9 | DT Kampa, Bob | 1 |
| WR Masters, Billy | 1 | DT Smith, Ed | 3 |
| WR Moses, Haven | 13 | DT Smith, Paul | 2 |
| WR Simmons, Jerry | 2 | LB Gradishar, Randy | 3 |
| WR Van Heusen, Bill | 12 | LB Jackson, Tom | 12 |
| TE Odoms, Riley | 14 | LB Laskey, Bil | 10 |
| C Maples, Bobby | 14 | LB May, Ray | 12 |
| T Current, Mike | 14 | LB O'Malley, Jim | 5 |
| T Minor, Claudie | 14 | CB Hepburn, Lonnie | 4 |
| G Howard, Paul | 5 | CB Jones, Calvin | 14 |
| G Jackson, Larron | 9 | CB Rowser, John | 10 |
| G Lyons, Tom | 14 | S Greer, Charles | 10 |
| | | S Pitts, John | 4 |
| | | S Thompson, Billy | 14 |

1974 COACHES

John Ralston (Head Coach), Max Coley (Offensive Coordinator/Backfield), Joe Collier (Defensive Coordinator), Kay Dalton (Wide Receivers), Jerry Frei (Offensive Line), Bob Gambold (Defensive Backs), Myrel Moore (Linebackers/Special Teams), Doc Ulrich (Defensive Line).

1974 LEADERS / RANKINGS

| INDIVIDUAL | PLAYER | NO. | AFC RANK | NFL RANK | NFL LEADER | NO. |
|-----------------|----------------|-------|----------|----------|-----------------|-------|
| Scoring | Armstrong | 72 | 7t | 11t | Marcol (GB) | 94 |
| Rushing | Armstrong | 1,407 | 1 | 1 | Armstrong (DEN) | 1,407 |
| Passing Yards | Johnson | 1,969 | 5 | 8 | Anderson (CIN) | 2,667 |
| Passer Rating | Johnson | 84.3 | 3 | 4 | Anderson (CIN) | 95.7 |
| Receiving Yards | Odoms | 639 | 4 | 12 | Branch (OAK) | 1,092 |
| Receptions | Odoms | 42 | 4t | 15t | Mitchell (BAL) | 72 |
| Interceptions | Thompson/Jones | 5 | 8t | 13t | Thomas (KC) | 12 |

| DEFENSE | NO. | AFC RANK | NFL RANK | NFL LEADER | NO. |
|----------------------------|-------|----------|----------|-------------|-------|
| Points Per Game | 21.6 | 10 | 22 | Los Angeles | 12.9 |
| Total Yards Per Game | 313.6 | 9 | 21 | Pittsburgh | 219.6 |
| Yards Per Play | 5.2 | 2 | 2 | Cincinnati | 5.4 |
| Rushing Yards Per Game | 154.1 | 4 | 5 | Dallas | 175.3 |
| Net Passing Yards Per Game | 166.3 | 5 | 9 | Washington | 200.1 |

| DEFENSE | NO. | AFC RANK | NFL RANK | NFL LEADER | NO. |
|----------------------------|-------|----------|----------|-------------|-------|
| Points Per Game | 21.0 | 10 | 22 | Los Angeles | 12.9 |
| Total Yards Per Game | 313.6 | 9 | 21 | Pittsburgh | 219.6 |
| Yards Per Play | 4.6 | 4t | 12t | Pittsburgh | 3.6 |
| Rushing Yards Per Game | 129.1 | 5 | 13 | Los Angeles | 93.0 |
| Net Passing Yards Per Game | 184.5 | 11 | 24 | Pittsburgh | 104.7 |

1974 NFL STANDINGS

| AFC EAST | Team | W | L | T | Pct | PF | PA |
|----------|---------------|----|----|---|------|-----|-----|
| | y-Miami | 11 | 3 | 0 | .786 | 327 | 216 |
| | x-Buffalo | 9 | 5 | 0 | .643 | 264 | 244 |
| | New England | 7 | 7 | 0 | .500 | 348 | 289 |
| | New York Jets | 7 | 7 | 0 | .500 | 279 | 300 |
| | Baltimore | 2 | 12 | 0 | .143 | 190 | 329 |

| AFC CENTRAL | Team | W | L | T | Pct | PF | PF |
|-------------|--------------|----|----|---|------|-----|-----|
| | y-Pittsburgh | 10 | 3 | 1 | .750 | 305 | 189 |
| | Houston | 7 | 7 | 0 | .500 | 236 | 282 |
| | Cincinnati | 7 | 7 | 0 | .500 | 283 | 259 |
| | Cleveland | 4 | 10 | 0 | .286 | 251 | 344 |

| AFC WEST | Team | W | L | T | Pct | PF | PF |
|----------|-------------|----|---|---|------|-----|-----|
| | y-Oakland | 12 | 2 | 0 | .857 | 355 | 228 |
| | Denver | 7 | 6 | 1 | .563 | 302 | 294 |
| | Kansas City | 5 | 9 | 0 | .357 | 233 | 293 |
| | San Diego | 5 | 9 | 0 | .357 | 212 | 285 |

| NFC EAST | Team | W | L | T | Pct | PF | PF |
|----------|-----------------|----|----|---|------|-----|-----|
| | y-St. Louis | 10 | 4 | 0 | .714 | 285 | 218 |
| | x-Washington | 10 | 4 | 0 | .714 | 320 | 196 |
| | Dallas | 8 | 6 | 0 | .571 | 297 | 235 |
| | Philadelphia | 7 | 7 | 0 | .500 | 242 | 217 |
| | New York Giants | 2 | 12 | 0 | .143 | 195 | 299 |

| NFC CENTRAL | Team | W | L | T | Pct | PF | PF |
|-------------|-------------|----|----|---|------|-----|-----|
| | y-Minnesota | 10 | 4 | 0 | .714 | 310 | 195 |
| | Detroit | 7 | 7 | 0 | .500 | 256 | 270 |
| | Green Bay | 6 | 8 | 0 | .429 | 210 | 206 |
| | Chicago | 4 | 10 | 0 | .286 | 152 | 279 |

| NFC WEST | | | | | | |
|---------------|----|----|---|------|-----|-----|
| Team | W | L | T | Pct | PF | PP |
| y-Los Angeles | 10 | 4 | 0 | .714 | 263 | 181 |
| San Francisco | 6 | 8 | 0 | .429 | 226 | 236 |
| New Orleans | 5 | 9 | 0 | .357 | 166 | 263 |
| Atlanta | 3 | 11 | 0 | .214 | 111 | 271 |

1973 FINAL STATISTICS (7-5-2)

Head Coach: John Ralston AFC West: 3rd Home Stadium: Mile High Stadium

| Date | W-L | Score | Opponent | Attendance | RUSHING | No. | Yds. | Avg | LG | TD |
|---------|-----|-------|----------------|------------|------------------|------------|-------------|------------|-----------|-----------|
| Sept 16 | W | 28-10 | Cincinnati | 49,059 | Little | 256 | 979 | 3.8 | 47 | 12 |
| Sept 23 | L | 34-36 | San Francisco | 51,706 | Dawkins | 160 | 706 | 4.4 | 72 | 2 |
| Sept 30 | L | 14-33 | Chicago | 51,159 | Armstrong | 26 | 90 | 3.5 | 24 | 0 |
| Oct 7 | L | 14-16 | at Kansas City | 71,414 | Anderson | 19 | 61 | 3.2 | 11 | 1 |
| Oct 14 | W | 48-20 | at Houston | 32,801 | Odoms | 5 | 53 | 10.6 | 21 | 0 |
| Oct 22 | T | 23-23 | Oakland | 51,270 | Ross | 5 | 21 | 4.2 | 8 | 0 |
| Oct 28 | W | 40-28 | at New York | 55,108 | Van Heusen | 4 | 34 | 8.5 | 32 | 0 |
| Nov 4 | T | 17-17 | at St. Louis | 46,565 | Moses | 3 | 25 | 8.3 | 8 | 1 |
| Nov 11 | W | 30-19 | San Diego | 51,034 | Johnson | 7 | -2 | -3 | 0 | 0 |
| Nov 18 | W | 23-13 | at Pittsburgh | 48,580 | Simmons | 1 | -4 | -4.0 | -4 | 0 |
| Nov 25 | W | 14-10 | Kansas City | 51,331 | Masters | 1 | -9 | -9.0 | -9 | 0 |
| Dec 2 | L | 10-22 | Dallas | 51,508 | BRONCOS | 487 | 1954 | 4.0 | 72 | 16 |
| Dec 9 | W | 42-28 | at San Diego | 44,954 | OPPONENTS | 455 | 1795 | 4.0 | 30 | 14 |
| Dec 16 | L | 17-21 | at Oakland | 51,910 | | | | | | |

| TEAM STATISTICS | Den | Opp |
|-----------------------|---------|---------|
| TOTAL FIRST DOWNS | 253 | 239 |
| Rushing | 111 | 97 |
| Passing | 127 | 121 |
| Penalty | 15 | 21 |
| Third-Down Efficiency | 79/203 | 77/203 |
| TOTAL NET YARDS | 4473 | 4235 |
| Avg. Per Game | 319.5 | 302.5 |
| Total Plays | 893 | 872 |
| Avg. Gain Per Play | 5.0 | 4.9 |
| NET YARDS RUSHING | 1954 | 1795 |
| Avg. Per Game | 139.6 | 128.2 |
| Total Rushes | 487 | 455 |
| Avg. Per Rush | 4.0 | 4.0 |
| NET YARDS PASSING | 2519 | 2440 |
| Avg. Per Game | 179.9 | 174.3 |
| Sacked/Yards Lost | 27/187 | 36/326 |
| Gross Yards | 2706 | 2766 |
| Att./Completions | 378/196 | 417/202 |
| Completion Pct. | 51.9 | 48.4 |
| Had Intercepted | 20 | 14 |
| PUNTS/AVERAGE | 69/45.1 | 69/43.3 |
| PUNT RETURNS/AVG | 40/10.1 | 31/8.3 |
| KICKOFF RETURNS/AVG | 36/22.0 | 61/20.4 |
| MISC. RETURNS/AVG | 4/25 | 6/57 |
| INTERCEPTIONS/RET. | 14/15.7 | 20/16.6 |
| PENALTIES/YARDS | 83/745 | 84/837 |
| FUMBLES/BALL LOST | 21/9 | 26/15 |
| TOTAL POINTS | 354 | 296 |
| Avg. Points per Game | 25.2 | 21.1 |
| Touchdowns | 41 | 31 |
| By Rushing | 16 | 14 |
| By Passing | 22 | 15 |
| By Returns | 3 | 2 |
| Field Goals | 22/33 | 28/35 |
| Conversions | 40/41 | 30/31 |

| SCORE BY PERIODS | 1 | 2 | 3 | 4 | OT | Total |
|------------------|----|----|----|-----|----|-------|
| BRONCOS | 79 | 83 | 80 | 112 | — | 354 |
| OPPONENTS | 57 | 98 | 72 | 69 | — | 296 |

| SCORING | TD | Ru | Pa | Rt | PAT | FG | S | PTS |
|------------------|-----------|-----------|-----------|----------|--------------|--------------|----------|------------|
| Turner | 0 | 0 | 0 | 0 | 40/40 | 22/33 | 0 | 106 |
| Little | 13 | 12 | 0 | 0 | 0/0 | 0/0 | 0 | 78 |
| Moses | 9 | 1 | 8 | 0 | 0/0 | 0/0 | 0 | 54 |
| Odoms | 7 | 0 | 7 | 0 | 0/0 | 0/0 | 0 | 42 |
| Washington | 3 | 0 | 3 | 0 | 0/0 | 0/0 | 0 | 18 |
| Thompson | 2 | 0 | 0 | 2 | 0/0 | 0/0 | 0 | 12 |
| Dawkins | 2 | 2 | 0 | 0 | 0/0 | 0/0 | 0 | 12 |
| Anderson | 1 | 1 | 0 | 0 | 0/0 | 0/0 | 0 | 6 |
| Armstrong | 1 | 0 | 1 | 0 | 0/0 | 0/0 | 0 | 6 |
| Simmons | 1 | 0 | 1 | 0 | 0/0 | 0/0 | 0 | 6 |
| Van Heusen | 1 | 0 | 1 | 0 | 0/0 | 0/0 | 0 | 6 |
| Mitchell | 1 | 0 | 0 | 1 | 0/0 | 0/0 | 0 | 6 |
| Criter | 0 | 0 | 0 | 0 | 0/0 | 0/0 | 1 | 2 |
| BRONCOS | 41 | 16 | 22 | 3 | 40/41 | 22/33 | 1 | 354 |
| OPPONENTS | 31 | 14 | 15 | 2 | 30/31 | 28/35 | 1 | 296 |

| PASSING | Att. | Comp. | Yds. | Cmp.% | Yd./Att. | Tkd/Yds | TD | TD% | Int. | Int.% | LG | Rtg. |
|------------------|------------|------------|-------------|-------------|-------------|---------------|-----------|------------|-----------|------------|-----------|-------------|
| Johnson | 346 | 184 | 2465 | 53.2 | 7.12 | 26/177 | 20 | 5.8 | 17 | 4.9 | 62 | 75.3 |
| Ramsey | 27 | 10 | 194 | 37.0 | 7.18 | 0/0 | 2 | 7.4 | 2 | 7.4 | 76 | 56.7 |
| Anderson | 3 | 2 | 47 | 66.6 | 15.73 | 0/0 | 0 | 0.0 | 0 | 0.0 | 0 | 150.0 |
| Van Heusen | 1 | 0 | 0 | 0.0 | 0.00 | 1/10 | 0 | 0.0 | 0 | 0.0 | 0 | 0.0 |
| Turner | 1 | 0 | 0 | 0.0 | 0.00 | 0/0 | 0 | 0.0 | 1 | 100.0 | 0 | 0.0 |
| BRONCOS | 378 | 196 | 2706 | 51.9 | 7.16 | 27/187 | 22 | 5.8 | 20 | 5.3 | 76 | 72.5 |
| OPPONENTS | 417 | 202 | 2766 | 48.4 | 6.63 | 36/326 | 16 | 3.8 | 14 | 3.4 | 80 | 68.9 |

| RECEIVING | No. | Yds | Avg | LG | TD |
|------------------|------------|-------------|-------------|-----------|-----------|
| Odoms | 43 | 629 | 14.6 | 47 | 7 |
| Little | 41 | 423 | 10.3 | 50 | 1 |
| Dawkins | 30 | 329 | 11.0 | 42 | 0 |
| Moses | 28 | 518 | 18.5 | 76 | 8 |
| Anderson | 15 | 153 | 10.2 | 29 | 0 |
| Simmons | 13 | 249 | 19.2 | 53 | 1 |
| Washington | 10 | 150 | 15.0 | 28 | 3 |
| Van Heusen | 8 | 149 | 18.6 | 62 | 1 |
| Masters | 5 | 65 | 13.0 | 28 | 0 |
| Armstrong | 2 | 43 | 21.5 | 36 | 1 |
| L. Jackson | 1 | -2 | -2.0 | -2 | 0 |
| BRONCOS | 196 | 2706 | 13.8 | 76 | 22 |
| OPPONENTS | 202 | 2766 | 13.7 | 80 | 15 |

| INTERCEPTIONS | No. | Yds | Avg | LG | TD |
|------------------|-----------|------------|-------------|-----------|----------|
| Jones | 4 | 69 | 17.3 | 31 | 0 |
| Thompson | 3 | 96 | 32.0 | 59 | 1 |
| Mitchell | 2 | 43 | 21.5 | 40 | 1 |
| Laskey | 2 | 3 | 1.5 | 3 | 0 |
| Forsberg | 1 | 7 | 7.0 | 7 | 0 |
| May | 1 | 1 | 1.0 | 1 | 0 |
| Greer | 1 | 1 | 1.0 | 1 | 0 |
| BRONCOS | 14 | 220 | 15.7 | 59 | 2 |
| OPPONENTS | 20 | 331 | 16.6 | 80 | 1 |

| PUNTING | No. | Yds | Avg | LG | B |
|------------------|-----------|-------------|-------------|-----------|----------|
| Van Heusen | 69 | 3114 | 45.1 | 78 | 0 |
| OPPONENTS | 69 | 2988 | 43.3 | 68 | 1 |

| PUNT RETURNS | Ret | FC | Yds | Avg | LG | TD |
|------------------|-----------|-----------|------------|-------------|-----------|----------|
| Thompson | 30 | 6 | 366 | 12.2 | 53 | 0 |
| Tyler | 4 | 0 | 20 | 5.0 | 6 | 0 |
| Greer | 3 | 3 | 11 | 3.7 | 11 | 0 |
| Little | 1 | 0 | 7 | 7.0 | 7 | 0 |
| Mitchell | 1 | 0 | 0 | 0.0 | 0 | 0 |
| Criter | 1 | 0 | 0 | 0.0 | 0 | 0 |
| BRONCOS | 40 | 9 | 404 | 10.1 | 53 | 0 |
| OPPONENTS | 31 | 12 | 257 | 8.3 | 44 | 0 |

| KICKOFF RETURNS | No. | Yds | Avg | LG | TD |
|------------------|-----------|-------------|-------------|-----------|----------|
| Armstrong | 20 | 472 | 23.6 | 50 | 0 |
| Dawkins | 10 | 222 | 22.2 | 31 | 0 |
| Thompson | 1 | 25 | 25.0 | 25 | 0 |
| Tyler | 1 | 23 | 23.0 | 23 | 0 |
| Montgomery, R. | 1 | 22 | 22.0 | 22 | 0 |
| Lynch | 1 | 14 | 14.0 | 14 | 0 |
| Forsberg | 1 | 12 | 12.0 | 12 | 0 |
| Simone | 1 | 3 | 3.0 | 3 | 0 |
| BRONCOS | 36 | 793 | 22.0 | 50 | 0 |
| OPPONENTS | 61 | 1244 | 20.4 | 82 | 1 |

| FIELD GOAL BREAKDOWN | Distance | 1-19 | 20-29 | 30-39 | 40-49 | 50+ |
|----------------------|------------|------------|------------|-------------|------------|-----|
| Turner | 5/5 | 5/5 | 8/9 | 3/9 | 1/5 | |
| OPPONENTS | 8/8 | 6/8 | 6/7 | 8/10 | 0/2 | |

Turner: (1) (34G,28G) (1) (49N,51N) (32G,12G) (47N,52N,43G, 37G,35G) (21G,47G,19G,33G) (45N,44N,42N,12G) (39G, 39N) (32G,52N,11G, 46G) (50N) (29G) (40N,25G,35G,15G, 29G.) (50G)

SACKS: P. Smith 11, Alzado 9, Chavous 6, Duranko 6, May 3, Forsberg 1, Graham 1, Thompson 1. TOTAL: 38

1973 DEFENSIVE STATS

(based on unofficial press box statistics)

| | TT | UT | A | SACKS | I-YDS | FR |
|---------------|------------|------------|------------|-----------|---------------|-----------|
| 1 Graham | 95 | 72 | 23 | 1 | 0-0 | 1 |
| 2 Smith, P. | 94 | 70 | 24 | 11 | 0-0 | 1 |
| 3 Alzado | 66 | 46 | 20 | 9 | 0-0 | 1 |
| 4 Duranko | 59 | 44 | 15 | 6 | 0-0 | 1 |
| 5 May | 57 | 48 | 9 | 3 | 1-1 | 0 |
| 6 Thompson | 52 | 35 | 17 | 1 | 3-96 | 1 |
| 7 Greer | 46 | 38 | 8 | 0 | 1-1 | 1 |
| 8 Chavous | 43 | 28 | 15 | 6 | 0-0 | 2 |
| 9 Jones | 41 | 37 | 4 | 0 | 4-69 | 1 |
| 10 Laskey | 37 | 25 | 12 | 0 | 2-3 | 1 |
| 11 Simone | 34 | 28 | 6 | 0 | 0-0 | 1 |
| 12 Jackson | 31 | 26 | 5 | 0 | 0-0 | 0 |
| 13 Tyler | 30 | 26 | 4 | 0 | 0-0 | 2 |
| 14 Mitchell | 28 | 28 | 0 | 0 | 2-43 | 0 |
| 15 Criter | 15 | 10 | 5 | 0 | 0-0 | 1 |
| 16 Montgomery | 13 | 10 | 3 | 0 | 0-0 | 0 |
| 17 O'Malley | 10 | 7 | 3 | 0 | 0-0 | 1 |
| 18 Grant | 9 | 7 | 2 | 0 | 0-0 | 1 |
| 19 Forsberg | 8 | 7 | 1 | 1 | 1-7 | 0 |
| 20 Hackbert | 7 | 4 | 3 | 0 | 0-0 | 0 |
| 21 Pitts | 6 | 3 | 3 | 0 | 0-0 | 0 |
| 22 Smith, E. | 2 | 2 | 0 | 0 | 0-0 | 0 |
| TOTALS | 783 | 601 | 182 | 38 | 14-220 | 16 |

1973 GAMES STARTED

| OFFENSE | | DEFENSE | |
|---------------------|----|----------------------|----|
| QB Johnson, Charley | 14 | DE Alzado, Lyle | 14 |
| RB Armstrong, Otis | 1 | DE Chavous, Barney | 14 |
| RB Dawkins, Joe | 14 | DT Duranko, Pete | 14 |
| RB Little, Floyd | 13 | DT Smith, Paul | 14 |
| WR Moses, Haven | 14 | LB Graham, Tom | 14 |
| WR Simmons, Jerry | 13 | LB Jackson, Tom | 4 |
| WR Van Heusen, Bill | 1 | LB Laskey, Bil | 11 |
| TE Odoms, Riley | 14 | LB May, Ray | 10 |
| C Maples, Bobby | 14 | LB Simone, Mike | 3 |
| T Current, Mike | 14 | CB Jones, Calvin | 14 |
| T Montgomery, Marv | 10 | CB Mitchell, Leroy | 12 |
| G Jackson, Larron | 12 | CB Montgomery, Randy | 2 |
| G Lyons, Tom | 14 | S Greer, Charles | 10 |
| G Schnitker, Mike | 6 | S Hackbart, Dale | 2 |
| | | S Thompson, Billy | 14 |
| | | S Tyler, Maurice | 2 |

1973 COACHES

John Ralston (Head Coach), Max Coley (Offensive Coordinator/Backfield), Joe Collier (Defensive Coordinator/Defensive Backs), Dick Coury (Wide Receivers), Jerry Frei (Offensive Line), Bob Gambold (Linebackers), Myrel Moore (Special Teams), Doc Ulrich (Defensive Line).

1973 LEADERS / RANKINGS

| INDIVIDUAL | PLAYER | NO. | AFC RANK | NFL RANK | NFL LEADER | NO. |
|-----------------|---------|-------|----------|----------|------------------|-------|
| Scoring | Turner | 106 | 3 | 5t | Ray (LA) | 130 |
| Rushing | Little | 979 | 5 | 9 | Simpson (BUF) | 2,003 |
| Passing Yards | Johnson | 2,465 | 2 | 3 | Gabriel (PHI) | 3,219 |
| Passer Rating | Johnson | 75.3 | 4 | 11 | Staubsch (DAL) | 94.6 |
| Receiving Yards | Odoms | 629 | 7 | 14 | Carmichael (PHI) | 1,116 |
| Receptions | Odoms | 43 | 10t | 15t | Carmichael (PHI) | 67 |
| Interceptions | Jones | 4 | 9t | 22t | Two Players | 8 |

| OFFENSE | NO. | AFC RANK | NFL RANK | NFL LEADER | NO. |
|----------------------------|-------|----------|----------|--------------|-------|
| Points Per Game | 25.3 | 1 | 3 | Los Angeles | 27.7 |
| Total Yards Per Game | 319.5 | 3 | 6 | Los Angeles | 360.4 |
| Yards Per Play | 5.0 | 4 | 7 | Miami | 5.3 |
| Rushing Yards Per Game | 139.6 | 8 | 14 | Buffalo | 220.6 |
| Net Passing Yards Per Game | 179.9 | 1 | 3 | Philadelphia | 231.1 |

| DEFENSE | NO. | AFC RANK | NFL RANK | NFL LEADER | NO. |
|----------------------------|-------|----------|----------|-------------|-------|
| Points Per Game | 21.1 | 8 | 15 | Miami | 10.7 |
| Total Yards Per Game | 302.5 | 10 | 19 | Los Angeles | 210.8 |
| Yards Per Play | 4.9 | 8t | 17t | Miami | 3.7 |
| Rushing Yards Per Game | 128.2 | 3 | 6 | Los Angeles | 90.7 |
| Net Passing Yards Per Game | 174.3 | 13 | 24 | Miami | 92.1 |

1973 NFL STANDINGS

| AFC EAST | | | | | | | |
|---------------|----|----|---|------|-----|-----|--|
| Team | W | L | T | Pct | PF | PA | |
| y-Miami | 12 | 2 | 0 | .857 | 343 | 150 | |
| Buffalo | 9 | 5 | 0 | .643 | 259 | 230 | |
| New England | 5 | 9 | 0 | .357 | 258 | 300 | |
| New York Jets | 4 | 10 | 0 | .286 | 240 | 306 | |
| Baltimore | 4 | 10 | 0 | .286 | 226 | 341 | |

1972 FINAL STATISTICS (5-9)

Head Coach: John Ralston AFC West: 3rd Home Stadium: Mile High Stadium

| Date | W-L | Score | Opponent | Attendance | RUSHING | No. | Yds. | Avg | LG | TD |
|---------|-----|-------|----------------|------------|------------------|------------|-------------|------------|------------|-----------|
| Sept 17 | W | 30-17 | Houston | 51,656 | Little | 216 | 859 | 4.0 | 55t | 9 |
| Sept 24 | L | 14-37 | at San Diego | 49,048 | Anderson | 72 | 319 | 4.4 | 40 | 1 |
| Oct 1 | L | 24-45 | Kansas City | 51,656 | Dawkins | 56 | 243 | 4.4 | 19 | 2 |
| Oct 8 | L | 10-21 | at Cincinnati | 55,812 | Lynch | 34 | 164 | 4.8 | 28 | 2 |
| Oct 15 | L | 20-23 | Minnesota | 51,656 | Van Heusen | 3 | 76 | 25.3 | 66t | 1 |
| Oct 22 | W | 30-23 | at Oakland | 53,551 | Odoms | 5 | 72 | 14.4 | 27 | 0 |
| Oct 29 | L | 20-27 | Cleveland | 51,656 | Krieg | 1 | 63 | 63.0 | 63 | 0 |
| Nov 5 | L | 17-29 | at N.Y. Giants | 62,689 | Ramsey | 5 | 15 | 3.0 | 8t | 2 |
| Nov 12 | W | 16-10 | at Los Angeles | 65,398 | Moses | 2 | 11 | 5.5 | 14 | 0 |
| Nov 19 | L | 20-37 | Oakland | 51,656 | Harrison | 1 | 9 | 9.0 | 9 | 0 |
| Nov 26 | L | 20-23 | at Atlanta | 58,850 | OTHERS | 14 | 7 | .5 | 0 | 0 |
| Dec 3 | L | 21-24 | at Kansas City | 66,725 | BRONCOS | 409 | 1838 | 4.5 | 66t | 17 |
| Dec 10 | W | 38-13 | San Diego | 51,478 | OPPONENTS | 439 | 1668 | 3.8 | 51 | 15 |
| Dec 17 | W | 45-21 | New England | 51,656 | | | | | | |

| TEAM STATISTICS | | Den | Opp | | | Sherman | 38 | 661 | 17.4 | 55 | 3 | |
|-----------------------|--|---------|---------|--|--|----------------|-----|------|------|------|-----|----|
| TOTAL FIRST DOWNS | | 237 | 251 | | | Little | 28 | 366 | 13.1 | 40 | 4 | |
| Rushing | | 87 | 102 | | | Masters | 25 | 393 | 15.7 | 27 | 3 | |
| Passing | | 132 | 123 | | | Anderson | 23 | 216 | 9.3 | 40 | 1 | |
| Penalty | | 18 | 26 | | | Odoms | 21 | 320 | 15.2 | 48 | 1 | |
| Third-Down Efficiency | | 75/177 | 74/190 | | | Dawkins | 18 | 242 | 13.4 | 60 | 0 | |
| TOTAL NET YARDS | | 4472 | 3851 | | | Simmons | 17 | 235 | 13.8 | 35t | 2 | |
| Avg. Per Game | | 319.4 | 275.1 | | | Moses | 15 | 224 | 15.0 | 33 | 5 | |
| Total Plays | | 831 | 876 | | | Lynch | 7 | 75 | 10.7 | 17 | 0 | |
| Avg. Gain Per Play | | 5.4 | 4.4 | | | Krieg | 4 | 99 | 24.8 | 37 | 0 | |
| NET YARDS RUSHING | | 1838 | 1668 | | | Van Heusen | 4 | 59 | 14.8 | 25 | 0 | |
| Avg. Per Game | | 131.3 | 119.1 | | | Turner, C. | 1 | 10 | 10.0 | 10 | 0 | |
| Total Rushes | | 409 | 439 | | | BRONCOS | 201 | 2900 | 14.9 | 60 | 19 | |
| Avg. Per Rush | | 4.5 | 3.8 | | | OPPONENTS | 206 | 2540 | 12.3 | 57t | 19 | |
| NET YARDS PASSING | | 2634 | 2183 | | | INTERCEPTIONS | No. | Yds | Avg | LG | TD | |
| Avg. Per Game | | 188.1 | 155.9 | | | Mitchell | 3 | 27 | 9.0 | 27 | 0 | |
| Sacked/Yards Lost | | 38/266 | 41/357 | | | Greer | 2 | 18 | 9.0 | 17 | 0 | |
| Gross Yards | | 2900 | 2540 | | | Graham | 2 | 10 | 5.0 | 7 | 0 | |
| Att./Completions | | 384/201 | 397/206 | | | Preece | 1 | 30 | 30.0 | 30 | 0 | |
| Completion Pct. | | 52.3 | 51.9 | | | Montgomery, R. | 1 | 20 | 20.0 | 20 | 0 | |
| Had Intercepted | | 23 | 10 | | | Thompson | 1 | 4 | 4.0 | 4 | 0 | |
| PUNTS/AVERAGE | | 60/40.1 | 66/45.2 | | | BRONCOS | 10 | 109 | 10.9 | 30 | 0 | |
| PUNT RETURNS/AVG | | 28/11.1 | 28/8.9 | | | OPPONENTS | 23 | 441 | 19.2 | 61t | 6 | |
| KICKOFF RETURNS/AVG | | 55/22.8 | 54/23.1 | | | PUNTING | No. | Yds | Avg | LG | B | |
| MISC. RETURNS/AVG | | 18/30 | 15/81 | | | Van Heusen | 60 | 2408 | 40.1 | 60 | 1 | |
| INTERCEPTIONS/RET. | | 10/10.9 | 23/19.2 | | | OPPONENTS | 66 | 2980 | 45.2 | 69 | 0 | |
| PENALTIES/YARDS | | 89/827 | 83/784 | | | PUNT RETURNS | Ret | FC | Yds | Avg | LG | TD |
| FUMBLES/BALL LOST | | 25/11 | 27/12 | | | Thompson | 3 | 1 | 84 | 28.0 | 59 | 0 |
| TOTAL POINTS | | 325 | 350 | | | Greer | 3 | 0 | 66 | 22.0 | 65t | 1 |
| Avg. Points per Game | | 23.2 | 25.0 | | | Sherman | 10 | 5 | 89 | 8.9 | 18 | 0 |
| Touchdowns | | 38 | 41 | | | Little | 8 | 2 | 64 | 8.0 | 29 | 0 |
| By Rushing | | 17 | 15 | | | OTHERS | 4 | 0 | 7 | 1.8 | 5 | 0 |
| By Passing | | 19 | 19 | | | BRONCOS | 28 | 8 | 310 | 11.1 | 65t | 1 |
| By Returns | | 2 | 7 | | | OPPONENTS | 28 | 19 | 249 | 8.9 | 66t | 1 |
| Field Goals | | 20/29 | 21/33 | | | | | | | | | |
| Conversions | | 37 | 39 | | | | | | | | | |

| SCORE BY PERIODS | 1 | 2 | 3 | 4 | OT | Total |
|------------------|----|-----|----|-----|----|-------|
| BRONCOS | 85 | 92 | 54 | 94 | — | 325 |
| OPPONENTS | 35 | 120 | 81 | 114 | — | 350 |

| SCORING | TD | Ru | Pa | Rt | PAT | FG | S | PTS |
|------------------|-----------|-----------|-----------|----------|--------------|--------------|----------|------------|
| Turner | 0 | 0 | 0 | 0 | 37/37 | 20/29 | 0 | 97 |
| Little | 13 | 9 | 4 | 0 | 0/0 | 0/0 | 0 | 78 |
| Moses | 5 | 0 | 5 | 0 | 0/0 | 0/0 | 0 | 30 |
| Masters | 3 | 0 | 3 | 0 | 0/0 | 0/0 | 0 | 18 |
| Sherman | 3 | 0 | 3 | 0 | 0/0 | 0/0 | 0 | 18 |
| Anderson | 2 | 1 | 1 | 0 | 0/0 | 0/0 | 0 | 12 |
| Ramsey | 2 | 2 | 0 | 0 | 0/0 | 0/0 | 0 | 12 |
| Simmons | 2 | 0 | 2 | 0 | 0/0 | 0/0 | 0 | 12 |
| Dawkins | 2 | 2 | 0 | 0 | 0/0 | 0/0 | 0 | 12 |
| Lynch | 2 | 2 | 0 | 0 | 0/0 | 0/0 | 0 | 12 |
| Van Heusen | 1 | 1 | 0 | 0 | 0/0 | 0/0 | 0 | 6 |
| Montgomery | 1 | 0 | 0 | 1 | 0/0 | 0/0 | 0 | 6 |
| Odoms | 1 | 0 | 1 | 0 | 0/0 | 0/0 | 0 | 6 |
| Greer | 1 | 0 | 0 | 1 | 0/0 | 0/0 | 0 | 6 |
| BRONCOS | 38 | 17 | 19 | 2 | 37/37 | 20/29 | 0 | 325 |
| OPPONENTS | 41 | 15 | 19 | 7 | 39/39 | 21/33 | 1 | 350 |

| PASSING | Att. | Comp. | Yds. | Cmp.% | Yd./Att. | Tkd/Yds | TD | TD% | Int. | Int.% | LG |
|------------------|------------|------------|-------------|-------------|-------------|---------------|-----------|------------|-----------|------------|------------|
| Johnson | 238 | 132 | 1783 | 55.5 | 7.53 | 12/82 | 14 | 5.8 | 14 | 5.8 | 40 |
| Ramsey | 137 | 65 | 1050 | 47.4 | 7.79 | 26/184 | 3 | 2.2 | 9 | 6.6 | 60 |
| Little | 2 | 2 | 43 | 100. | 21.52 | 0/0 | 1 | 50.0 | 0 | 0.0 | 35 |
| Anderson | 3 | 1 | 14 | 33.3 | 4.75 | 0/0 | 1 | 3.3 | 0 | 0.0 | 14 |
| Ernst | 4 | 1 | 10 | 25.0 | 2.56 | 0/0 | 0 | 0.0 | 0 | 0.0 | 10 |
| BRONCOS | 384 | 201 | 2900 | 52.3 | 7.55 | 38/266 | 19 | 4.9 | 23 | 6.0 | 60 |
| OPPONENTS | 397 | 206 | 2540 | 51.9 | 6.40 | 41/357 | 19 | 4.8 | 10 | 2.5 | 57t |

1972 DEFENSIVE STATS

(based on unofficial press box statistics)

| | TT | UT | A | SACKS | I-YDS | FR |
|----------------|------------|------------|------------|-----------|---------------|-----------|
| 1 Graham | 73 | 55 | 18 | 3 | 2-10 | 1 |
| 2 Alzado | 72 | 54 | 18 | 10.5 | 0-0 | 5 |
| 3 Smith | 70 | 53 | 17 | 10.5 | 0-0 | 0 |
| 4 Greer | 56 | 44 | 12 | 0 | 2-18 | 1 |
| 5 Preece | 47 | 37 | 10 | 0 | 1-30 | 2 |
| 6 Mitchell | 46 | 40 | 6 | 0 | 3-27 | 0 |
| 7 Duranko | 43 | 32 | 11 | 4.5 | 0-0 | 0 |
| 8 Myrtle | 40 | 32 | 8 | 2.5 | 0-0 | 0 |
| 9 Geddes | 39 | 32 | 7 | 1 | 0-0 | 0 |
| 10 Voss | 36 | 26 | 10 | 0 | 0-0 | 0 |
| 11 Forsberg | 35 | 22 | 13 | 1 | 0-0 | 1 |
| 12 McKoy | 31 | 27 | 4 | 3 | 0-0 | 0 |
| Montgomery | 31 | 26 | 5 | 0 | 1-20 | 1 |
| 14 Thompson | 27 | 24 | 3 | 0 | 1-4 | 0 |
| 15 Simone | 18 | 13 | 5 | 0 | 0-0 | 1 |
| 16 Saimes | 17 | 11 | 6 | 0 | 0-0 | 0 |
| 17 Domres | 11 | 10 | 1 | 1 | 0-0 | 0 |
| 18 Jackson, R. | 10 | 8 | 2 | 2 | 0-0 | 0 |
| 19 Parish | 8 | 6 | 2 | 0 | 0-0 | 0 |
| 20 Criter | 6 | 5 | 1 | 0 | 0-0 | 0 |
| 21 Hoffman | 3 | 1 | 2 | 1 | 0-0 | 0 |
| 22 West | 1 | 1 | 0 | 0 | 0-0 | 0 |
| 23 Team | 0 | 0 | 0 | 1 | 0-0 | 0 |
| TOTALS | 720 | 559 | 161 | 41 | 10-109 | 12 |

1972 GAMES STARTED

| OFFENSE | | DEFENSE | |
|---------------------|----|----------------------|----|
| QB Johnson, Charley | 9 | DE Alzado, Lyle | 14 |
| QB Ramsey, Steve | 5 | DE Domres, Tom | 3 |
| RB Anderson, Bobby | 9 | DE Hoffman, John | 1 |
| RB Dawkins, Joe | 5 | DE Jackson, Rich | 4 |
| RB Little, Floyd | 14 | DE Voss, Lloyd | 7 |
| WR Harrison, Dwight | 1 | DT Duranko, Pete | 13 |
| WR Moses, Haven | 6 | DT Smith, Paul | 14 |
| WR Sherman, Rod | 13 | LB Forsberg, Fred | 6 |
| WR Simmons, Jerry | 8 | LB Geddes, Bob | 3 |
| TE Masters, Billy | 14 | LB Graham, Tom | 9 |
| C Goeddeke, George | 1 | LB McKoy, Bill | 9 |
| C Kaminski, Larry | 9 | LB Myrtle, Chip | 14 |
| C Mapples, Bobby | 4 | LB Parish, Don | 1 |
| T Current, Mike | 14 | CB Mitchell, Leroy | 14 |
| T Montgomery, Marv | 14 | CB Montgomery, Randy | 8 |
| G Jackson, Larron | 14 | S Greer, Charles | 14 |
| G Lyons, Tommy | 9 | S Preece, Steve | 9 |
| G Schnitker, Mike | 5 | S Saimes, George | 3 |
| | | S/CB Thomsson, Billy | 8 |

1972 COACHES

John Ralston (Head Coach), Max Coley (Offensive Coordinator/Backfield), Joe Collier (Defensive Coordinator/Defensive Backs), Dick Coury (Wide Receivers), Jerry Frei (Offensive Line), Bob Gambold (Linebackers), Myrel Moore (Special Teams), Doc Ulrich (Defensive Line).

1972 LEADERS / RANKINGS

| INDIVIDUAL | PLAYER | NO. | AFC RANK | NFL RANK | NFL LEADER | NO. |
|----------------------------|----------|-------|----------|----------|---------------|-------|
| Scoring | Turner | 97 | 5t | 9t | Marcol (GB) | 128 |
| Rushing | Little | 859 | 8 | 14 | Simpson (BUF) | 1251 |
| Passing Yards | Johnson | 1,783 | 8 | 17 | Namath (NYJ) | 2,816 |
| Passer Rating | Johnson | 74.6 | 3 | 8 | Kilmer (WAS) | 84.8 |
| Receiving Yards | Sherman | 661 | 9 | 16 | Jackson (PHI) | 1,048 |
| Receptions | Sherman | 38 | 14t | 25t | Jackson (PHI) | 62 |
| Interceptions | Mitchell | 3 | 26t | 45t | Bradley (PHI) | 9 |
| POINTS PER GAME | | 23.2 | 5 | 9 | Miami | 27.5 |
| Total Yards Per Game | | 319.4 | 4 | 5 | Miami | 369.7 |
| Yards Per Play | | 5.4 | 3 | 2 | New York Jets | 5.8 |
| Rushing Yards Per Game | | 131.3 | 10 | 18 | Miami | 211.4 |
| Net Passing Yards Per Game | | 188.1 | 2 | 3 | New York Jets | 198.4 |

| DEFENSE | NO. | AFC RANK | NFL RANK | NFL LEADER | NO. |
|----------------------------|-------|----------|----------|------------|-------|
| Points Per Game | 25.0 | 10 | 21 | Miami | 12.2 |
| Total Yards Per Game | 275.1 | 4 | 9 | Miami | 235.5 |
| Yards Per Play | 4.4 | 3 | 5 | Pittsburgh | 4.2 |
| Rushing Yards Per Game | 119.1 | 2 | 4 | Dallas | 108.2 |
| Net Passing Yards Per Game | 155.9 | 8 | 16 | Minnesota | 121.4 |

1972 NFL STANDINGS

| AFC EAST | Team | W | L | T | Pct | PF | PA |
|----------|---------------|----|----|---|-------|-----|-----|
| | y-Miami | 14 | 0 | 0 | 1.000 | 385 | 171 |
| | New York Jets | 7 | 7 | 0 | .500 | 367 | 324 |
| | Baltimore | 5 | 9 | 0 | .357 | 235 | 252 |
| | Buffalo | 4 | 9 | 1 | .321 | 257 | 377 |
| | New England | 3 | 11 | 0 | .214 | 192 | 446 |

| AFC CENTRAL | Team | W | L | T | Pct | PF | PF |
|-------------|--------------|----|----|---|------|-----|-----|
| | y-Pittsburgh | 11 | 3 | 0 | .786 | 343 | 175 |
| | x-Cleveland | 10 | 4 | 0 | .714 | 268 | 249 |
| | Cincinnati | 8 | 6 | 0 | .571 | 299 | 229 |
| | Houston | 1 | 13 | 0 | .071 | 164 | 380 |

| AFC WEST | Team | W | L | T | Pct | PF | PF |
|----------|-------------|----------|----------|----------|-------------|------------|------------|
| | y-Oakland | 10 | 3 | 1 | .750 | 365 | 248 |
| | Kansas City | 8 | 6 | 0 | .571 | 287 | 254 |
| | Denver | 5 | 9 | 0 | .357 | 325 | 350 |
| | San Diego | 4 | 9 | 1 | .321 | 264 | 344 |

| NFC EAST | Team | W | L | T | Pct | PF | PF |
|----------|-----------------|----|----|---|------|-----|-----|
| | y-Washington | 11 | 3 | 0 | .786 | 336 | 218 |
| | x-Dallas | 10 | 4 | 0 | .714 | 319 | 240 |
| | New York Giants | 8 | 6 | 0 | .571 | 331 | 247 |
| | St. Louis | 4 | 9 | 1 | .321 | 193 | 303 |
| | Philadelphia | 2 | 11 | 1 | .179 | 145 | 352 |

| NFC CENTRAL | | | | | | |
|-------------|----|---|---|------|-----|-----|
| Team | W | L | T | Pct | PF | PPG |
| y-Green Bay | 10 | 4 | 0 | .714 | 304 | 226 |
| Detroit | 8 | 5 | 1 | .607 | 339 | 290 |
| Minnesota | 7 | 7 | 0 | .500 | 301 | 252 |
| Chicago | 4 | 9 | 1 | .321 | 225 | 275 |

1971 FINAL STATISTICS (4-9-1)

Head Coach: Lou Saban (9) / Jerry Smith (5) AFC West: 4th Home Stadium: Mile High Stadium

| Date | W-L | Score | Opponent | Attendance | RUSHING | No. | Yds. | Avg | LG | TD |
|---------|-----|-------|-----------------|------------|----------------|------------|-------------|------------|-----------|----------|
| Sept 19 | T | 10-10 | Miami | 51,228 | Little | 284 | 1133 | 4.0 | 40 | 6 |
| Sept 26 | L | 13-34 | at Green Bay | 47,957 | Anderson | 139 | 533 | 3.8 | 36 | 3 |
| Oct 3 | L | 3-16 | Kansas City | 51,200 | Lynch | 26 | 162 | 6.2 | 23 | 0 |
| Oct 10 | L | 16-27 | Oakland | 51,200 | Masters | 7 | 71 | 10.1 | 37 | 0 |
| Oct 17 | W | 20-16 | San Diego | 51,200 | Post | 18 | 44 | 2.4 | 16 | 0 |
| Oct 24 | W | 27-0 | at Cleveland | 75,674 | Turner, C. | 17 | 43 | 2.5 | 9 | 0 |
| Oct 31 | L | 16-17 | at Philadelphia | 65,358 | Harrison | 5 | 36 | 7.2 | 16 | 0 |
| Nov 7 | L | 20-24 | Detroit | 51,200 | Mosier | 4 | 31 | 7.8 | 29 | 0 |
| Nov 14 | L | 10-24 | Cincinnati | 51,200 | Horn | 6 | 15 | 2.5 | 10 | 0 |
| Nov 21 | L | 10-28 | at Kansas City | 49,945 | Van Heusen | 1 | 10 | 10.0 | 10 | 0 |
| Nov 28 | W | 22-10 | at Pittsburgh | 39,710 | Simmons | 1 | 7 | 7.0 | 7 | 0 |
| Dec 5 | W | 6-3 | Chicago | 51,200 | Ramsey | 3 | 6 | 2.0 | 6 | 0 |
| Dec 12 | L | 17-45 | at San Diego | 44,347 | Gerhke | 1 | 2 | 2.0 | 2 | 0 |
| Dec 19 | L | 13-21 | at Oakland | 54,651 | BRONCOS | 512 | 2093 | 4.3 | 40 | 9 |

| TEAM STATISTICS | | Den | Opp | RECEIVING | | No. | Yds | Avg | LG | TD | | | |
|--------------------------|--|---------|---------|---------------|-------|------|-----------|-----|-----|-----|------|----|---|
| TOTAL FIRST DOWNS | | 217 | 206 | Anderson | 37 | 353 | 9.5 | 31 | 1 | | | | |
| Rushing | | 102 | 90 | Masters | 27 | 382 | 14.1 | 25 | 1 | | | | |
| Passing | | 105 | 91 | Little | 26 | 255 | 9.8 | 74 | 0 | | | | |
| Penalty | | 10 | 25 | Simmons | 25 | 403 | 16.1 | 47 | 1 | | | | |
| TOTAL NET YARDS | | 4158 | 3819 | Harrison | 19 | 265 | 13.9 | 43 | 2 | | | | |
| Avg. Per Game | | 297.0 | 272.9 | Gehrke | 14 | 254 | 18.1 | 48 | 0 | | | | |
| Total Plays | | 891 | 825 | Whalen | 7 | 124 | 17.7 | 35 | 0 | | | | |
| Avg. Gain Per Play | | 4.7 | 4.6 | Turner, C. | 7 | 65 | 9.3 | 17 | 1 | | | | |
| NET YARDS RUSHING | | 2093 | 1834 | Post | 4 | 46 | 11.5 | 15 | 1 | | | | |
| Avg. Per Game | | 149.5 | 131.0 | Mosier | 3 | 36 | 12.0 | 19 | 0 | | | | |
| Total Rushes | | 512 | 426 | Lynch | 2 | 42 | 21.0 | 40 | 1 | | | | |
| Avg. Per Rush | | 4.1 | 4.3 | Bowdell | 1 | 19 | 19.0 | 19 | 0 | | | | |
| NET YARDS PASSING | | 2065 | 1985 | Van Heusen | 1 | 10 | 10.0 | 10 | 0 | | | | |
| Avg. Per Game | | 147.5 | 141.8 | Washington | 1 | 0 | 0.0 | 0 | 0 | | | | |
| Sacked/Yards Lost | | 22/178 | 44/435 | Schnitker | 1 | -11 | -11.0 | -11 | 0 | | | | |
| Gross Yards | | 2243 | 2420 | BRONCOS | 175 | 2243 | 12.8 | 74 | 8 | | | | |
| Att./Completions | | 357/175 | 356/150 | OPPONENTS | 150 | 2420 | 16.1 | 77 | 18 | | | | |
| Completion Pct. | | 49.0 | 42.1 | INTERCEPTIONS | | No. | Yds | Avg | LG | TD | | | |
| Had Intercepted | | 27 | 20 | Thompson | 5 | 83 | 16.6 | 42 | 0 | | | | |
| Avg. Gain per Attempt | | 5.4 | 5.0 | Forsberg | 3 | 75 | 25.0 | 40 | 1 | | | | |
| Avg. Gain per Completion | | 12.8 | 16.1 | Myrtle | 3 | 64 | 21.3 | 30 | 0 | | | | |
| PUNTS/AVERAGE | | 76/41.8 | 67/45.7 | Greer | 3 | 32 | 10.7 | 30 | 0 | | | | |
| Had Blocked | | 2 | 0 | Gordon | 2 | 21 | 10.5 | 21 | 0 | | | | |
| PUNT RETURNS | | 41/320 | 45/468 | Mitchell | 2 | 0 | 0.0 | 0 | 0 | | | | |
| Avg. Per Return | | 7.8 | 10.4 | Washington | 1 | 8 | 8.0 | 8 | 0 | | | | |
| KICKOFF RETURNS | | 44/960 | 43/1059 | Underwood | 1 | 5 | 5.0 | 5 | 0 | | | | |
| Avg. Per Return | | 21.8 | 24.6 | BRONCOS | 20 | 288 | 14.4 | 42 | 1 | | | | |
| INTERCEPTIONS/RET. | | 20/288 | 27/432 | OPPONENTS | 27 | 432 | 16.0 | 69 | 2 | | | | |
| PENALTIES/YARDS | | 67/781 | 78/771 | PUNTING | | No. | Yds | Avg | LG | B | | | |
| FUMBLES/BALL LOST | | 25/12 | 36/20 | Van Heusen | 76 | 3176 | 41.8 | 62 | 2 | | | | |
| TOUCHDOWNS | | 18 | 32 | OPPONENTS | 67 | 3061 | 45.7 | 73 | 0 | | | | |
| Rushing | | 9 | 11 | PUNT RETURNS | | Ret | FC | Yds | Avg | LG | TD | | |
| Passing | | 8 | 18 | Thompson | 29 | 4 | 274 | 9.4 | 28 | 0 | | | |
| Others (see individuals) | | 1 | 3 | Greer | 11 | 0 | 46 | 4.2 | 14 | 0 | | | |
| POINTS AFTER TOUCHDOWN | | 18 | 32 | Mitchell | 0 | 1 | 0 | 0.0 | 0 | 0 | | | |
| FIELD GOALS | | 25/38 | 17/34 | BRONCOS | 41 | 4 | 320 | 7.8 | 28 | 0 | | | |
| Distance | | 1-19 | 20-29 | 30-39 | 40-59 | 50+ | OPPONENTS | 45 | 14 | 468 | 10.4 | 74 | 0 |
| Turner | | 8/9 | 3/5 | 8/11 | 6/12 | 0/1 | | | | | | | |
| OPPONENTS | | 5/5 | 6/9 | 4/7 | 2/11 | 0/2 | | | | | | | |

| SCORE BY PERIODS | 1 | 2 | 3 | 4 | OT | Total |
|------------------|----|----|----|----|----|-------|
| BRONCOS | 39 | 62 | 32 | 70 | — | 203 |
| OPPONENTS | 54 | 74 | 86 | 61 | — | 275 |

| SCORING | TD | Ru | Pa | Rt | PAT | FG | \$ | PTS |
|------------------|-----------|-----------|-----------|----------|--------------|--------------|----------|------------|
| Turner | 0 | 0 | 0 | 0 | 18/18 | 25/38 | 0 | 93 |
| Little | 6 | 6 | 0 | 0 | 0/0 | 0/0 | 0 | 36 |
| Anderson | 4 | 3 | 1 | 0 | 0/0 | 0/0 | 0 | 24 |
| Harrison | 2 | 0 | 2 | 0 | 0/0 | 0/0 | 0 | 12 |
| Lynch | 1 | 0 | 1 | 0 | 0/0 | 0/0 | 1 | 8 |
| Post | 1 | 0 | 1 | 0 | 0/0 | 0/0 | 0 | 6 |
| Simmons | 1 | 0 | 1 | 0 | 0/0 | 0/0 | 0 | 6 |
| Masters | 1 | 0 | 1 | 0 | 0/0 | 0/0 | 0 | 6 |
| Forsberg | 1 | 0 | 0 | 1 | 0/0 | 0/0 | 0 | 6 |
| Turner, C. | 1 | 0 | 1 | 0 | 0/0 | 0/0 | 0 | 6 |
| BRONCOS | 18 | 9 | 8 | 1 | 18/18 | 25/38 | 1 | 203 |
| OPPONENTS | 32 | 11 | 18 | 3 | 32/32 | 17/34 | 0 | 275 |

| PASSING | Att. | Comp. | Yds. | Cmp.% | Yd./Att. | Tkd/Yds | TD | TD% | Int. | Int.% | LG |
|------------------|------------|------------|-------------|-------------|-------------|---------------|-----------|------------|-----------|------------|-----------|
| Ramsey | 178 | 84 | 1120 | 47.2 | 6.29 | 13/105 | 5 | 2.8 | 13 | 7.3 | 47 |
| Horn | 173 | 89 | 1056 | 51.4 | 6.10 | 8/67 | 3 | 1.7 | 14 | 8.1 | 74 |
| Anderson | 3 | 1 | 48 | 33.3 | 16.00 | 1/6 | 0 | 0.0 | 0 | 0.0 | 48 |
| Gehrke | 2 | 1 | 19 | 50.0 | 9.50 | 0/0 | 0 | 0.0 | 0 | 0.0 | 19 |
| Little | 1 | 0 | 0 | 0.0 | 0.00 | 0/0 | 0 | 0.0 | 0 | 0.0 | — |
| Van Heusen | 1 | 0 | 0 | 0.0 | 0.00 | 0/0 | 0 | 0.0 | 0 | 0.0 | — |
| BRONCOS | 358 | 175 | 2243 | 48.9 | 6.27 | 22/178 | 8 | 2.2 | 27 | 7.5 | 74 |
| OPPONENTS | 356 | 150 | 2420 | 42.1 | 6.80 | 44/435 | 18 | 5.1 | 20 | 5.6 | — |

1971 DEFENSIVE STATS

(based on unofficial press box statistics)

| | TT | UT | A | SACKS | I-YDS | FR |
|---------------|------------|------------|------------|-----------|---------------|-----------|
| 1 Forsberg | 73 | 54 | 19 | 4 | 3-75 | 0 |
| 2 Saimes | 56 | 46 | 10 | 0 | 0-0 | 1 |
| 3 Alzado | 55 | 42 | 13 | 8 | 0-0 | 0 |
| 4 Smith | 52 | 34 | 18 | 12 | 0-0 | 1 |
| 5 Myrtle | 40 | 30 | 10 | 1 | 3-64 | 4 |
| 6 Thompson | 38 | 31 | 7 | 0 | 5-83 | 1 |
| Costa | 38 | 25 | 13 | 6 | 0-0 | 3 |
| 8 Greer | 37 | 28 | 9 | 0 | 3-32 | 0 |
| 9 Washington | 35 | 29 | 6 | 1 | 1-8 | 1 |
| 10 Underwood | 32 | 25 | 7 | 2 | 1-5 | 0 |
| 11 Mitchell | 27 | 25 | 2 | 0 | 2-0 | 1 |
| 12 Jackson | 22 | 14 | 8 | 3.5 | 0-0 | 1 |
| 13 Domres | 19 | 12 | 7 | 2 | 0-0 | 0 |
| 14 Inman | 15 | 10 | 5 | 2 | 0-0 | 1 |
| 15 Campbell | 14 | 10 | 4 | 2.5 | 0-0 | 0 |
| 16 McKoy | 8 | 7 | 1 | 0 | 0-0 | 0 |
| Montgomery | 8 | 6 | 2 | 0 | 0-0 | 0 |
| 18 Gordon | 7 | 7 | 0 | 0 | 2-21 | 0 |
| 19 Criter | 3 | 2 | 1 | 0 | 0-0 | 0 |
| Byrd | 3 | 1 | 2 | 0 | 0-0 | 0 |
| 21 Barnes | 1 | 1 | 0 | 0 | 0-0 | 0 |
| TOTALS | 583 | 439 | 144 | 44 | 20-288 | 14 |

1971 GAMES STARTED

| OFFENSE | | DEFENSE | |
|----------------------|----|---------------------|----|
| QB Horn, Don | 9 | DE Alzado, Lyle | 11 |
| QB Ramsey, Steve | 5 | DE Campbell, Carter | 2 |
| RB Anderson, Bobby | 13 | DE Jackson, Rich | 8 |
| RB Little, Floyd | 13 | DT Costa, Dave | 14 |
| RB Lynch, Fran | 1 | DT Domres, Tom | 5 |
| RB Post, Dickie | 1 | DT Inman, Jerry | 3 |
| WR Gehrke, Jack | 10 | DT Smith, Paul | 13 |
| WR Harrison, Dwight | 5 | LB Forsberg, Fred | 14 |
| WR Mosier, John | 1 | LB Myrtle, Chip | 14 |
| WR Simmons, Jerry | 12 | LB Underwood, Olen | 4 |
| TE Masters, Billy | 12 | LB Washington, Dave | 10 |
| TE Whalen, Jim | 2 | CB Mitchell, Leroy | 14 |
| C/G Goeddeke, George | 12 | CB Thompson, Billy | 14 |
| C Kaminski, Larry | 3 | S Greer, Charles | 14 |
| T Current, Mike | 14 | S Saimes, George | 14 |
| T Shoals, Roger | 14 | | |
| G Brunelli, Sam | 4 | | |
| G Jackson, Larron | 9 | | |
| G Lyons, Tommy | 1 | | |
| G Schnitker, Mike | 13 | | |

1971 COACHES

Lou Saban (Head Coach), Joe Collier (Defensive Secondary), Whitey Dovell (Special Teams/Tight Ends), Hunter Enis (Offensive Backfield), Stan Jones (Defensive Line), Jerry Smith (Offensive Line).

1971 LEADERS / RANKINGS

| INDIVIDUAL | PLAYER | NO. | AFC RANK | NFL RANK | NFL LEADER | NO. |
|-----------------|----------|-------|----------|----------|-------------------|-------|
| Scoring | Turner | 93 | 4 | 7 | Yepremian (MIA) | 117 |
| Rushing | Little | 1,133 | 1 | 1 | Little (DEN) | 1,133 |
| Passing Yards | Ramsey | 1,120 | 12 | 26 | Hadli (SD) | 3,075 |
| Passer Rating | Ramsey | 46.6 | DNQ | DNQ | Staubauch (DAL) | 104.8 |
| Receiving Yards | Simmons | 403 | 26 | 53 | Taylor (KC) | 1,110 |
| Receptions | Anderson | 37 | 17 | 29 | Biletnikoff (OAK) | 61 |
| Interceptions | Thompson | 5 | 8 | 19 | Bradley (PHI) | 11 |

| OFFENSE | NO. | AFC RANK | NFL RANK | NFL LEADER | NO. |
|----------------------------|-------|----------|----------|-------------|-------|
| Points Per Game | 14.5 | 12 | 24 | Dallas | 29.0 |
| Total Yards Per Game | 297.0 | 6 | 11 | Dallas | 359.6 |
| Yards Per Play | 4.7 | 6 | 9 | Three Teams | 5.5 |
| Rushing Yards Per Game | 149.5 | 5 | 10 | Miami | 173.5 |
| Net Passing Yards Per Game | 147.5 | 8 | 17 | San Diego | 223.9 |

| DEFENSE | NO. | AFC RANK | NFL RANK | NFL LEADER | NO. |
|----------------------------|-------|----------|----------|------------|-------|
| Points Per Game | 19.6 | 6 | 12 | Minnesota | 9.9 |
| Total Yards Per Game | 272.9 | 5 | 10 | Baltimore | 203.7 |
| Yards Per Play | 4.6 | 3 | 6 | Baltimore | 3.8 |
| Rushing Yards Per Game | 131.0 | 8 | 14 | Baltimore | 79.5 |
| Net Passing Yards Per Game | 141.8 | 3 | 5 | Atlanta | 117.0 |

1971 NFL STANDINGS

| AFC EAST | | | | | | | |
|---------------|----|----|---|------|-----|-----|--|
| Team | W | L | T | Pct | PF | PA | |
| y-Miami | 10 | 3 | 1 | .769 | 315 | 174 | |
| x-Baltimore | 10 | 4 | 0 | .714 | 313 | 140 | |
| New England | 6 | 8 | 0 | .429 | 238 | 325 | |
| New York Jets | 6 | 8 | 0 | .429 | 212 | 299 | |
| Buffalo | 1 | 13 | 0 | .071 | 184 | 394 | |

| AFC CENTRAL | | | | | | |
|-------------|---|----|---|------|-----|-----|
| Team | W | L | T | Pct | PF | PA |
| y-Cleveland | 9 | 5 | 0 | .643 | 285 | 273 |
| Pittsburgh | 6 | 8 | 0 | .429 | 246 | 292 |
| Houston | 4 | 9 | 1 | .308 | 251 | 330 |
| Cincinnati | 4 | 10 | 0 | .286 | 284 | 265 |

| AFC WEST | | | | | | |
|---------------|----|---|---|------|-----|-----|
| Team | W | L | T | Pct | PF | PP |
| y-Kansas City | 10 | 3 | 1 | .769 | 302 | 208 |
| Oakland | 8 | 4 | 2 | .667 | 344 | 278 |
| San Diego | 6 | 8 | 0 | .429 | 311 | 341 |
| Denver | 4 | 9 | 1 | .308 | 203 | 275 |

| NFC EAST | | | | | | | |
|-----------------|----|----|---|------|-----|-----|--|
| Team | W | L | T | Pct | PF | PA | |
| y-Dallas | 11 | 3 | 0 | .786 | 406 | 222 | |
| x-Washington | 9 | 4 | 1 | .692 | 276 | 190 | |
| Philadelphia | 6 | 7 | 1 | .462 | 221 | 302 | |
| St. Louis | 4 | 9 | 1 | .308 | 231 | 279 | |
| New York Giants | 4 | 10 | 0 | .286 | 228 | 362 | |

| NFC CENTRAL | | | | | | |
|-------------|----|---|---|------|-----|-----|
| Team | W | L | T | Pct | PF | PA |
| y-Minnesota | 11 | 3 | 0 | .786 | 245 | 139 |
| Detroit | 7 | 6 | 1 | .538 | 341 | 286 |
| Chicago | 6 | 8 | 0 | .429 | 185 | 276 |
| Green Bay | 4 | 8 | 2 | .333 | 274 | 298 |

| NFC WEST | | | | | | |
|-----------------|---|---|---|------|-----|-----|
| Team | W | L | T | Pct | PF | PP |
| y-San Francisco | 9 | 5 | 0 | .643 | 300 | 216 |
| Los Angeles | 8 | 5 | 1 | .615 | 313 | 260 |
| Atlanta | 7 | 6 | 1 | .538 | 274 | 277 |
| New Orleans | 4 | 8 | 2 | .333 | 266 | 347 |

x - Wild Card Qualifier; y - Division Title
(NOTE - in 1971 tie games were not included in winning percentage)

DIVISIONAL PLAYOFF GAMES

12/25 - Miami 27, at Kansas City 24 (OT)

12/25 - Dallas 20, at Minnesota 12

12/26 - Baltimore 20, at Cleveland 3

1970 FINAL STATISTICS (5-8-1)

Head Coach: Lou Saban AFC West: 4th Home Stadium: Mile High Stadium

| Date | W-L | Score | Opponent | Attendance | RUSHING | No. | Yds. | Avg | LG | TD |
|---------|-----|-------|------------------|------------|------------------|------------|-------------|------------|------------|-----------|
| Sept 20 | W | 25-10 | at Buffalo | 34,882 | Little | 209 | 901 | 4.3 | 80t | 3 |
| Sept 27 | W | 16-13 | Pittsburgh | 50,705 | Anderson | 83 | 368 | 4.4 | 27t | 4 |
| Oct 4 | W | 26-13 | Kansas City | 50,705 | Crenshaw | 69 | 200 | 2.9 | 25 | 5 |
| Oct 11 | L | 23-35 | at Oakland | 54,436 | Turner | 29 | 106 | 3.7 | 12 | 2 |
| Oct 18 | W | 24-10 | Atlanta | 50,705 | Pastrana | 14 | 89 | 6.4 | 14 | 1 |
| Oct 25 | L | 14-19 | at San Francisco | 39,515 | Lynch | 20 | 81 | 4.1 | 19 | 1 |
| Nov 1 | L | 3-19 | Washington | 50,705 | Liske | 7 | 42 | 6.0 | 14 | 1 |
| Nov 8 | L | 21-24 | at San Diego | 48,327 | Tensi | 4 | 14 | 3.5 | 15 | 0 |
| Nov 15 | L | 19-24 | Oakland | 50,959 | Haffner | 1 | 1 | 1.0 | 1 | 0 |
| Nov 22 | W | 31-6 | at New Orleans | 66,837 | BRONCOS | 436 | 1802 | 4.1 | 80t | 17 |
| Nov 29 | L | 21-31 | at Houston | 35,733 | OPPONENTS | 409 | 1351 | 3.3 | 65t | 7 |
| Dec 6 | L | 0-16 | at Kansas City | 50,454 | | | | | | |
| Dec 13 | T | 17-17 | San Diego | 50,959 | | | | | | |
| Dec 20 | L | 13-27 | Cleveland | 51,001 | | | | | | |

TEAM STATISTICS

| TEAM STATISTICS | Den | Opp |
|--------------------------|----------------------------|----------------------------|
| TOTAL FIRST DOWNS | 217 | 199 |
| Rushing | 87 | 67 |
| Passing | 112 | 118 |
| Penalty | 18 | 14 |
| TOTAL NET YARDS | 3827 | 3705 |
| Avg. Per Game | 273.4 | 264.6 |
| Total Plays | 883 | 838 |
| Avg. Gain Per Play | 4.3 | 4.4 |
| NET YARDS RUSHING | 1802 | 1351 |
| Avg. Per Game | 128.7 | 96.5 |
| Total Rushes | 436 | 409 |
| Avg. Per Rush | 4.1 | 3.3 |
| NET YARDS PASSING | 2025 | 2354 |
| Avg. Per Game | 144.6 | 168.1 |
| Sacked/Yards Lost | 44/333 | 50/456 |
| Gross Yards | 2358 | 2810 |
| Att./Completions | 403/183 | 379/191 |
| Completion Pct. | 45.4 | 50.4 |
| Had Intercepted | 28 | 16 |
| Avg. Gain per Attempt | 5.0 | 6.2 |
| Avg. Gain per Completion | 12.9 | 14.7 |
| PUNTS/AVERAGE | 87/42.9 | 89/44.9 |
| Had Blocked | 0 | 0 |
| PUNT RETURNS | 63/556 | 56/416 |
| Avg. Per Return | 8.8 | 7.4 |
| KICKOFF RETURNS | 49/1114 | 24/544 |
| Avg. Per Return | 22.7 | 22.7 |
| INTERCEPTIONS/RET. | 16/220 | 28/213 |
| PENALTIES/YARDS | 94/887 | 82/802 |
| FUMBLES/BALL LOST | 23/13 | 35/16 |
| TOUCHDOWNS | 28 | 28 |
| Rushing | 7 | 7 |
| Passing | 11 | 20 |
| Others (see individuals) | 0 | 1 |
| POINTS AFTER TOUCHDOWN | 27 | 27 |
| FIELD GOALS | 18/32 | 23/36 |
| Distance | 1-19 20-29 30-39 40-59 50+ | 1-19 20-29 30-39 40-59 50+ |
| Howfield | 2/3 3/6 5/7 6/9 2/5 | 2/3 3/6 5/7 6/9 2/5 |

| SCORE BY PERIODS | 1 | 2 | 3 | 4 | OT | Total |
|------------------|----|----|----|-----|----|-------|
| BRONCOS | 44 | 60 | 45 | 104 | — | 253 |
| OPPONENTS | 74 | 93 | 57 | 40 | — | 264 |

| SCORING | TD | Ru | Pa | Rt | PAT | FG | S | PTS |
|------------------|-----------|-----------|-----------|----------|--------------|--------------|----------|------------|
| Howfield | 0 | 0 | 0 | 0 | 27/28 | 18/32 | 0 | 81 |
| Crenshaw | 6 | 5 | 1 | 0 | 0/0 | 0/0 | 0 | 36 |
| Anderson | 4 | 4 | 0 | 0 | 0/0 | 0/0 | 0 | 24 |
| Little | 3 | 3 | 0 | 0 | 0/0 | 0/0 | 0 | 18 |
| Whalen | 3 | 0 | 3 | 0 | 0/0 | 0/0 | 0 | 18 |
| Denson | 2 | 0 | 2 | 0 | 0/0 | 0/0 | 0 | 12 |
| Masters | 2 | 0 | 2 | 0 | 0/0 | 0/0 | 0 | 12 |
| Turner | 2 | 2 | 0 | 0 | 0/0 | 0/0 | 0 | 12 |
| Van Heusen | 2 | 0 | 2 | 0 | 0/0 | 0/0 | 0 | 12 |
| Haffner | 1 | 0 | 1 | 0 | 0/0 | 0/0 | 0 | 6 |
| Liske | 1 | 1 | 0 | 0 | 0/0 | 0/0 | 0 | 6 |
| Lynch | 1 | 1 | 0 | 0 | 0/0 | 0/0 | 0 | 6 |
| Pastrana | 1 | 1 | 0 | 0 | 0/0 | 0/0 | 0 | 6 |
| Washington | 0 | 0 | 0 | 0 | 0/0 | 0/0 | 1 | 2 |
| TEAM | 0 | 0 | 0 | 0 | 0/0 | 0/0 | 1 | 2 |
| BRONCOS | 28 | 17 | 11 | 0 | 27/28 | 18/32 | 2 | 253 |
| OPPONENTS | 28 | 7 | 20 | 1 | 27/28 | 23/36 | 0 | 264 |

| PASSING | Att. | Comp. | Yds. | Cmp.% | Yd./Att. | Tkd/Yds | TD | TD% | Int. | Int.% | LG |
|------------------|------------|------------|-------------|-------------|-------------|---------------|-----------|------------|-----------|------------|-----------|
| Liske | 238 | 112 | 1340 | 47.1 | 5.63 | 28/228 | 7 | 2.9 | 11 | 4.6 | — |
| Tensi | 80 | 38 | 539 | 47.5 | 6.74 | 6/35 | 3 | 3.8 | 8 | 10.0 | — |
| Pastrana | 75 | 29 | 420 | 38.7 | 5.60 | 8/60 | 1 | 1.3 | 9 | 12.0 | — |
| Anderson | 7 | 4 | 59 | 57.1 | 8.43 | 1/5 | 0 | 0.0 | 0 | 0.0 | — |
| Van Heusen | 1 | 0 | 0 | 0.0 | 0.00 | 0/0 | 0 | 0.0 | 0 | 0.0 | — |
| Little | 2 | 0 | 0 | 0.0 | 0.00 | 1/5 | 0 | 0.0 | 0 | 0.0 | — |
| BRONCOS | 403 | 193 | 2358 | 45.4 | 5.85 | 44/333 | 11 | 2.7 | 28 | 6.9 | 74 |
| OPPONENTS | 379 | 191 | 2810 | 50.4 | 7.41 | 50/456 | 20 | 5.3 | 16 | 4.2 | — |

1970 DEFENSIVE STATS

(based on unofficial press box statistics)

| | TT | UT | A | SACKS | I-YDS | FR |
|---------------|------------|------------|------------|-------------|---------------|-----------|
| 1 Jackson | 88 | 64 | 24 | 10 | 0-0 | 0 |
| 2 Forsberg | 85 | 65 | 20 | 0 | 0-0 | 1 |
| 3 Smith | 79 | 59 | 20 | 11.5 | 0-0 | 0 |
| 4 Costa | 68 | 44 | 24 | 9 | 0-0 | 3 |
| 5 Martha | 64 | 41 | 23 | 0 | 6-9 | 0 |
| 6 Greer | 63 | 51 | 12 | 1 | 4-20 | 3 |
| 7 Washington | 48 | 36 | 12 | 5.5 | 0-0 | 1 |
| 8 Duranko | 47 | 41 | 6 | 7 | 0-0 | 0 |
| 9 Cunningham | 39 | 23 | 16 | 1 | 0-0 | 2 |
| 10 Gordon | 38 | 33 | 5 | 0 | 3-26 | 0 |
| 11 Thompson | 30 | 25 | 5 | 0 | 2-65 | 1 |
| 12 Saines | 23 | 17 | 6 | 0 | 0-0 | 0 |
| 13 Jaquess | 22 | 18 | 4 | 0 | 0-0 | 0 |
| Myrtle | 22 | 13 | 9 | 3 | 0-0 | 1 |
| 15 Inman | 16 | 7 | 9 | 0.5 | 0-0 | 0 |
| 16 Roche | 13 | 10 | 3 | 0.5 | 0-0 | 0 |
| 17 Butler | 10 | 9 | 1 | 0 | 0-0 | 0 |
| 18 Criter | 8 | 5 | 3 | 0 | 0-0 | 1 |
| 19 Wade | 7 | 5 | 2 | 0 | 1-10 | 0 |
| 20 Edgersen | 6 | 5 | 1 | 0 | 0-0 | 0 |
| 21 Garrett | 2 | 2 | 0 | 0 | 0-0 | 0 |
| 22 Barnes | 1 | 1 | 0 | 0 | 0-0 | 0 |
| 23 Team | 0 | 0 | 0 | 0.5 | 0-0 | 0 |
| TOTALS | 779 | 574 | 205 | 49.5 | 16-220 | 13 |

1970 GAMES STARTED

| OFFENSE | | DEFENSE | |
|---------------------|----|---------------------|----|
| QB Liske, Pete | 9 | DE Duranko, Pete | 14 |
| QB Pastrana, Al | 3 | DE Jackson, Rich | 14 |
| QB Tensi, Steve | 2 | DT Costa, Dave | 14 |
| RB Crenshaw, Willis | 12 | DT Smith, Paul | 14 |
| RB Little, Floyd | 14 | LB Criter, Ken | 1 |
| RB Lynch, Fran | 2 | LB Cunningham, Carl | 14 |
| WR Denson, Al | 14 | LB Forsberg, Fred | 13 |
| WR Embree, John | 1 | LB Inman, Jerry | 1 |
| WR Haffner, Mike | 7 | LB Myrtle, Chip | 2 |
| WR Van Heusen, Bill | 5 | LB Washington, Dave | 11 |
| TE Masters, Billy | 2 | CB Gordon, Cornell | 14 |
| TE Whalen, Jim | 13 | CB Jaquess, Pete | 2 |
| C Kaminski, Larry | 14 | CB Mitchell, Alvin | 1 |
| T Alexakos, Steve | 1 | CB Thompson, Billy | 9 |
| T Bachman, Jay | 1 | CB Wade, Bob | 2 |
| T Brunelli, Sam | 12 | S Greer, Charles | 14 |
| T Current, Mike | 14 | S Martha, Paul | 12 |
| G Goeddeke, George | | S Saines, George | 2 |
| G Schnitker, Mike | 2 | | |
| G Young, Bob | 12 | | |

1970 COACHES

Lou Saban (Head Coach), Joe Collier (Defensive Backfield), Whitey Dovell (Offensive Line), Hunter Enis (Offensive Backfield), Stan Jones (Defensive Line), Dick MacPherson (Linebackers), Sam Rutigliano (Wide Receivers).

1970 LEADERS / RANKINGS

| INDIVIDUAL | PLAYER | NO. | AFC RANK | NFL RANK | NFL LEADER | NO. |
|-----------------|----------|-------|----------|----------|-----------------|-------|
| Scoring | Howfield | 81 | 7 | 16 | Cox (MIN) | 125 |
| Rushing | Little | 901 | 1 | 4 | Brown (WAS) | 1125 |
| Passing Yards | Liske | 1,340 | 11 | 23 | Brodie (SF) | 2,941 |
| Passer Rating | Liske | 55.3 | 10 | 22 | Brodie (SF) | 93.8 |
| Receiving Yards | Denson | 646 | 10 | 21 | Washington (SF) | 1,100 |
| Receptions | Denson | 47 | 2t | 10t | Gordon (CHI) | 71 |
| Interceptions | Martha | 6 | 4t | 9t | Robinson (KC) | 10 |

| OFFENSE | NO. | AFC RANK | NFL RANK | NFL LEADER | NO. |
|----------------------------|-------|----------|----------|-------------------|-------|
| Points Per Game | 18.1 | 9 | 18 | San Francisco | 25.1 |
| Total Yards Per Game | 273.4 | 10 | 18 | Oakland | 344.9 |
| Yards Per Play | 4.3 | 12 | 21t | Oakland/St. Louis | 5.3 |
| Rushing Yards Per Game | 128.7 | 5 | 9 | Dallas | 164.3 |
| Net Passing Yards Per Game | 144.6 | 9 | 19 | San Francisco | 208.8 |

| DEFENSE | NO. | AFC RANK | NFL RANK | NFL LEADER | NO. |
|----------------------------|-------|----------|----------|------------|-------|
| Points Per Game | 18.9 | 5 | 12 | Minnesota | 10.2 |
| Total Yards Per Game | 264.6 | 3 | 7 | Minnesota | 200.2 |
| Yards Per Play | 4.4 | 2t | 6t | Minnesota | 3.4 |
| Rushing Yards Per Game | 96.5 | 2 | 3 | Detroit | 82.3 |
| Net Passing Yards Per Game | 168.1 | 8 | 18 | Minnesota | 102.7 |

1970 NFL STANDINGS

AFC EAST

| Team | W | L | T | Pct | PF | PA |
|---------------|----|----|---|------|-----|-----|
| y-Baltimore | 11 | 2 | 1 | .846 | 321 | 234 |
| x-Miami | 10 | 4 | 0 | .714 | 297 | 228 |
| New York Jets | 4 | 10 | 0 | .286 | 255 | 286 |
| Buffalo | 3 | 10 | 1 | .231 | 204 | 337 |
| Boston | 2 | 12 | 0 | .143 | 149 | 361 |

AFC CENTRAL

| Team | W | L | T | Pct | PF | PF |
|--------------|---|----|---|------|-----|-----|
| y-Cincinnati | 8 | 6 | 0 | .571 | 312 | 255 |
| Cleveland | 7 | 7 | 0 | .500 | 286 | 265 |
| Pittsburgh | 5 | 9 | 0 | .357 | 210 | 272 |
| Houston | 3 | 10 | 1 | .321 | 217 | 352 |

AFC WEST

| Team | W | L | T | Pct | PF | PF |
|-------------|---|---|---|------|-----|-----|
| y-Oakland | 8 | 4 | 2 | .667 | 300 | 293 |
| Kansas City | 7 | 5 | 2 | .583 | 272 | 244 |
| San Diego | 5 | 6 | 3 | .455 | 282 | 278 |
| Denver | 5 | 8 | 1 | .385 | 253 | 264 |

NFC EAST

| Team | W | L | T | Pct | PF | PF |
|-----------------|----|----|---|------|-----|-----|
| y-Dallas | 10 | 4 | 0 | .714 | 299 | 221 |
| New York Giants | 9 | 5 | 0 | .643 | 301 | 270 |
| St. Louis | 8 | 5 | 1 | .615 | 325 | 228 |
| Washington | 6 | 8 | 0 | .429 | 297 | 314 |
| Philadelphia | 3 | 10 | 1 | .231 | 241 | 332 |

NFC CENTRAL

| Team | W | L | T | Pct | PF | PF |
|-------------|----|---|---|------|-----|-----|
| y-Minnesota | 12 | 2 | 0 | .857 | 335 | 143 |
| x-Detroit | 10 | 4 | 0 | .714 | 347 | 202 |
| Green Bay | 6 | 8 | 0 | .429 | 196 | 293 |
| Chicago | 6 | 8 | 0 | .429 | 256 | 261 |

NFC WEST

| Team | W | L | T | Pct | PF | PF |
|-----------------|----|----|---|------|-----|-----|
| y-San Francisco | 10 | 3 | 1 | .769 | 352 | 267 |
| Los Angeles | 9 | 4 | 1 | .692 | 325 | 202 |
| Atlanta | 4 | 8 | 2 | .333 | 206 | 261 |
| New Orleans | 2 | 11 | 1 | .154 | 172 | 347 |

x - Wild Card Qualifier; y - Division Title
(NOTE - in 1970 tie games were not included in winning percentage)

DIVISIONAL PLAYOFF GAMES

12/26 - at Baltimore 17, Cincinnati 0
12/26 - at Dallas 5, Detroit 0
12/27 - at Oakland 21, Miami 14
12/27 - San Francisco 17, at Minnesota 14

CONFERENCE CHAMPIONSHIPS

1/3 - at Baltimore 27, Oakland 17
1/3 - Dallas 17, at San Francisco 10

SUPER BOWL V (Miami)

1/17 - Baltimore 16, Dallas 13

1969 FINAL STATISTICS (5-8-1)

Head Coach: Lou Saban AFL West: 4th Home Stadium: Mile High Stadium

| Date | W-L | Score | Opponent | Attendance | RUSHING | No. | Yds. | Avg | LG | TD |
|---------|-----|-------|----------------|------------|------------------|------------|-------------|------------|------------|-----------|
| Sept 14 | W | 35-7 | Boston | 43,482 | Little | 146 | 729 | 5.0 | 48t | 6 |
| Sept 21 | W | 21-19 | N.Y. Jets | 50,583 | Lynch | 96 | 407 | 4.2 | 54 | 2 |
| Sept 28 | L | 28-41 | at Buffalo | 40,302 | Quayle | 57 | 183 | 3.2 | 17 | 0 |
| Oct 5 | L | 13-26 | at Kansas City | 50,564 | Smiley | 56 | 166 | 3.0 | 26 | 3 |
| Oct 12 | L | 14-24 | Oakland | 49,511 | Tensi | 12 | 63 | 5.3 | 17 | 0 |
| Oct 19 | W | 30-23 | at Cincinnati | 27,920 | Liske | 10 | 50 | 5.0 | 19 | 0 |
| Oct 26 | L | 21-24 | at Houston | 45,348 | Williams | 10 | 18 | 1.8 | 8 | 1 |
| Nov 2 | W | 13-0 | San Diego | 45,511 | Denson | 1 | 9 | 9.0 | 9 | 0 |
| Nov 9 | L | 10-41 | at Oakland | 54,416 | Burnett | 5 | 9 | 1.8 | 5 | 0 |
| Nov 16 | T | 20-20 | Houston | 45,002 | Jones | 1 | 3 | 3.0 | 3 | 0 |
| Nov 23 | L | 24-45 | at San Diego | 34,664 | BRONCOS | 394 | 1637 | 4.2 | 54 | 12 |
| Nov 27 | L | 17-31 | at Kansas City | 48,773 | OPPONENTS | 436 | 1709 | 3.9 | 43t | 15 |
| Dec 7 | L | 24-27 | at Miami | 25,332 | | | | | | |
| Dec 14 | W | 27-16 | Cincinnati | 42,198 | | | | | | |

TEAM STATISTICS

TOTAL FIRST DOWNS

Rushing 87

Passing 130

Penalty 26

TOTAL NET YARDS

Avg. Per Game 297.2

Total Plays 841

Avg. Gain Per Play 4.9

NET YARDS RUSHING

Avg. Per Game 116.9

Total Rushes 394

Avg. Per Rush 4.2

NET YARDS PASSING

Avg. Per Game 180.3

Sacked/Yards Lost 44/311

Att./Completions 403/192

Completion Pct. 47.6

Had Intercepted 23

Touchdowns 23

Avg. Gain per Attempt 6.3

Avg. Gain per Completion 13.1

PUNTS/AVERAGE

Had Blocked 1

PUNT RETURNS

Avg. Per Return 12.2

KICKOFF RETURNS

Avg. Per Return 23.6

INTERCEPTIONS/RET.

PENALTIES/YARDS

FUMBLES/BALL LOST

TOUCHDOWNS

Rushing 12

Passing 23

Others (Safety) 2

PAT (Kicking) 36/37

PAT (Passing) 0/0

PAT (Rushing) 0/0

FIELD GOALS

SCORE BY PERIODS

BRONCOS

OPPONENTS

SCORING

Howfield

Denson

Little

Haffner

Embree

Smiley

Lynch

Thompson

Burrell

Buckman

Williams

BRONCOS

OPPONENTS

PASSING

Tensi

Liske

Little

BRONCOS

OPPONENTS

RECEIVING

Denson

Haffner

Embree

Little

Quayle

Beer

Pivec

Lynch

Williams

Smiley

Buckman

Van Heusen

Pastrana

BRONCOS

OPPONENTS

INTERCEPTIONS

Thompson

Burrell

Cavness

Huard

Greer

Cunningham

Hollomon

BRONCOS

OPPONENTS

PUNTING

Van Heusen

Hollomon

BRONCOS

OPPONENTS

PUNT RETURNS

Thompson

Little

Burrell

Greer

BRONCOS

OPPONENTS

KICKOFF RETURNS

Thompson

Williams

Burrell

Little

Criter

Barnes

Hollomon

Myrtle

BRONCOS

OPPONENTS

SACKS: Jackson 12.5, Costa 11.5, Duranko 7, Cunningham 3, P. Smith 3, Richter 2, Mirich 2, Myrtle 2, Inman 2. TOTAL: 45

Yd./Att.

Tkd/Yds

TD

TD%

Int.

Int.%

LG

BRONCOS

OPPONENTS

1968 FINAL STATISTICS (5-9)

Head Coach: Lou Saban AFL West: 4th Home Stadium: Mile High Stadium

| Date | W-L | Score | Opponent | Attendance | RUSHING, cont. | No. | Yds. | Avg | LG | TD |
|---------|-----|-------|----------------|------------|------------------|------------|-------------|------------|------------|-----------|
| Sept 15 | L | 10-24 | at Cincinnati | 25,049 | Leclair | 12 | 40 | 3.3 | 12 | 0 |
| Sept 22 | L | 2-34 | at Kansas City | 45,821 | Moore | 4 | 22 | 5.5 | 10 | 0 |
| Sept 29 | L | 17-20 | Boston | 37,024 | Lindsey | 4 | 17 | 4.3 | 7 | 0 |
| Oct 6 | W | 10-7 | Cincinnati | 41,257 | Van Heusen | 1 | 6 | 6.0 | 6 | 0 |
| Oct 13 | W | 21-13 | at N.Y. Jets | 62,052 | Haffner | 2 | 2 | 1.0 | 1 | 0 |
| Oct 20 | L | 24-55 | at San Diego | 42,953 | Tensi | 6 | 2 | 0.3 | 2 | 0 |
| Oct 27 | W | 21-14 | Miami | 44,115 | Jones | 1 | -1 | -1.0 | -1 | 0 |
| Nov 3 | W | 35-14 | at Boston | 18,304 | DiVito | 1 | -1 | -1.0 | -1 | 0 |
| Nov 10 | L | 7-43 | Oakland | 50,002 | BRONCOS | 411 | 1614 | 3.9 | 155 | 11 |
| Nov 17 | L | 17-38 | at Houston | 36,075 | OPPONENTS | 457 | 1861 | 4.1 | 165 | 20 |
| Nov 24 | W | 34-32 | Buffalo | 35,142 | | | | | | |
| Dec 1 | L | 23-47 | San Diego | 35,312 | RECEIVING | No. | Yds | Avg | LG | TD |
| Dec 8 | L | 27-33 | at Oakland | 47,754 | Crabtree | 35 | 601 | 17.2 | 72t | 5 |
| Dec 14 | L | 7-30 | Kansas City | 38,463 | Denson | 34 | 586 | 17.2 | 44t | 5 |

TEAM STATISTICS

TOTAL FIRST DOWNS

Rushing 75

Passing 145

Penalty 18

TOTAL NET YARDS

Avg. Per Game 283.6

Total Plays 889

Avg. Gain Per Play 4.5

NET YARDS RUSHING

Avg. Per Game 115.3

Total Rushes 411

Avg. Per Rush 4.1

NET YARDS PASSING

Avg. Per Game 168.4

Sacked/Yards Lost 51/469

Att./Completions 427/179

Completion Pct. 41.9

Had Intercepted 27

PUNTS/AVERAGE

Had Blocked 1

PUNT RETURNS

Avg. Per Return 8.7

KICKOFF RETURNS

Avg. Per Return 22.7

INTERCEPTIONS/RET.

PENALTIES/YARDS

FUMBLES/BALL LOST

TOUCHDOWNS

Rushing 32

Passing 11

Others (Ret.) 1

Others (Safety) 1

PAT (Kicking) 31/31

PAT (Passing) 0/1

PAT (Rushing) 0/0

FIELD GOALS

SCORING

Howfield

Crabtree

Little

Denson

Lynch

Briscoe

Van Heusen

Jones

McCarthy

Haffner

Beer

Ford

Humphreys

Myrtle

BRONCOS

OPPONENTS

RUSHING

Little

Briscoe

Lynch

Ford

McCarthy

Erwin

Lamb

PASSING

Briscoe

Tensi

LeClair

DiVito

Haffner

Lynch

OTHERS

BRONCOS

OPPONENTS

RECEIVING

Van Heusen

Little

Jones

Haffner

McCarthy

Ford

Lynch

Moore

Lamb

Erwin

Myrtle

Washington

BRONCOS

OPPONENTS

INTERCEPTIONS

Jacquess

Greer

Oberg

Huard

Garrett

Hollomon

Forsberg

Cunningham

Lentz

BRONCOS

OPPONENTS

PUNTING

Van Heusen

DiVito

BRONCOS

OPPONENTS

PUNT RETURNS

Little

Greer

Luke

1967 FINAL STATISTICS (3-11)

Head Coach: Lou Saban AFL West: 4th Home Stadium: Bears Stadium

| Date | W-L | Score | Opponent | Attendance | RUSHING | No. | Yds. | Avg | LG | TD |
|---------|-----|-------|----------------|------------|------------------|------------|-------------|------------|-----------|-----------|
| Sept 3 | W | 26-21 | Boston | 35,488 | Little | 130 | 381 | 2.9 | 14 | 1 |
| Sept 10 | L | 0-51 | at Oakland | 25,423 | Mitchell | 82 | 308 | 3.8 | 35 | 0 |
| Sept 17 | L | 21-35 | at Miami | 29,381 | Hickey | 73 | 263 | 3.6 | 20 | 4 |
| Sept 24 | L | 24-38 | N.Y. Jets | 35,365 | Hayes | 85 | 255 | 3.0 | 18 | 4 |
| Oct 1 | L | 6-10 | at Houston | 21,798 | Gilchrist | 10 | 21 | 2.1 | 6 | 0 |
| Oct 8 | L | 16-17 | Buffalo | 35,188 | Lynch | 2 | 7 | 3.5 | 7 | 0 |
| Oct 22 | L | 21-38 | San Diego | 34,464 | LeClair | 8 | 6 | 0.8 | 10 | 1 |
| Oct 29 | L | 9-52 | at Kansas City | 44,002 | Tensi | 24 | 4 | 0.2 | 13 | 0 |
| Nov 5 | L | 17-21 | Oakland | 29,043 | Crabtree | 2 | 2 | 1.0 | 6 | 0 |
| Nov 12 | L | 18-20 | Houston | 30,392 | Glacken | 1 | 10 | 10.0 | 10 | 0 |
| Nov 19 | W | 21-20 | at Buffalo | 30,891 | Cassese | 1 | 5 | 5.0 | 5 | 0 |
| Nov 23 | L | 20-24 | at San Diego | 34,586 | Scarpitto | 1 | 5 | 5.0 | 5 | 0 |
| Dec 3 | W | 33-24 | at N.Y. Jets | 61,615 | Denson | 1 | -2 | -2.0 | -2 | 0 |
| Dec 17 | L | 24-38 | Kansas City | 31,660 | BRONCOS | 420 | 1265 | 3.0 | 35 | 10 |
| | | | | | OPPONENTS | 444 | 2076 | 4.7 | 65 | 21 |

| TEAM STATISTICS | Den | Opp | RECEIVING | No. | Yds | Avg | LG | TD | |
|--------------------|----------|---------|---------------|-----|------|------|------|----|----|
| TOTAL FIRST DOWNS | 172 | 276 | Denson | 46 | 899 | 19.5 | 68 | 11 | |
| Rushing | 65 | 115 | Crabtree | 46 | 716 | 15.6 | 76 | 5 | |
| Passing | 91 | 143 | Hayes | 13 | 125 | 9.6 | 24 | 0 | |
| Penalty | 16 | 18 | Beer | 11 | 155 | 14.1 | 29 | 0 | |
| TOTAL NET YARDS | 2947 | 5201 | Little | 7 | 11 | 1.6 | 15 | 0 | |
| Avg. Per Game | 210.5 | 371.5 | White | 5 | 87 | 17.4 | 40 | 0 | |
| Total Plays | 852 | 921 | Hickey | 7 | 36 | 5.1 | 22 | 1 | |
| Avg. Gain Per Play | 3.5 | 5.6 | Mitchell | 7 | 15 | 2.1 | 15 | 0 | |
| NET YARDS RUSHING | 1265 | 2076 | Sweeney | 6 | 136 | 22.7 | 48 | 0 | |
| Avg. Per Game | 90.4 | 148.3 | Scarpitto | 1 | 14 | 14.0 | 14 | 0 | |
| Total Rushes | 420 | 444 | Gilchrist | 1 | -4 | -4.0 | 0 | 0 | |
| Avg. Per Rush | 3.0 | 4.7 | BRONCOS | 150 | 2190 | 14.6 | 76 | 17 | |
| NET YARDS PASSING | 1682 | 3125 | OPPONENTS | 214 | 3289 | 15.3 | 79 | 27 | |
| Avg. Per Game | 120.1 | 223.2 | INTERCEPTIONS | No. | Yds | Avg | LG | TD | |
| Sacked/Yards Lost | 58/508 | 18/164 | Sellers | 7 | 78 | 11.1 | 47 | 1 | |
| Att./Completions | 374/150 | 459/214 | Wilson | 4 | 153 | 38.3 | 70 | 2 | |
| Completion Pct. | 40.1 | 46.6 | Lentz | 4 | 72 | 18.0 | 47 | 0 | |
| Had Intercepted | 18 | 28 | Wright | 4 | 22 | 5.5 | 8 | 0 | |
| PUNTS/AVERAGE | 105/44.9 | 65/41.5 | Sykes | 2 | 29 | 14.5 | 29 | 0 | |
| Had Blocked | 1 | 1 | Huard | 2 | 12 | 6.0 | 9 | 0 | |
| PUNT RETURNS | 27/357 | 61/718 | Richter | 2 | 6 | 3.0 | 6 | 0 | |
| Avg. Per Return | 13.2 | 11.8 | Cassese | 1 | 24 | 24.0 | 24 | 0 | |
| KICKOFF RETURNS | 60/1518 | 42/1046 | Cunningham | 1 | 16 | 16.0 | 16 | 0 | |
| Avg. Per Return | 25.3 | 24.9 | Myrtle | 1 | 1 | 1.0 | 1 | 0 | |
| INTERCEPTIONS/RET. | 28/413 | 18/262 | BRONCOS | 28 | 413 | 14.8 | 70 | 3 | |
| PENALTIES/YARDS | 48/512 | 58/628 | OPPONENTS | 18 | 262 | 14.6 | — | 2 | |
| FUMBLES/BALL LOST | 30/12 | 23/13 | PUNTING | No. | Yds | Avg | LG | B | |
| TOUCHDOWNS | 31 | 52 | Scarpitto | 105 | 4713 | 44.9 | 73 | 1 | |
| Rushing | 10 | 21 | OPPONENTS | 65 | 2699 | 41.5 | 60 | 1 | |
| Passing | 17 | 27 | PUNT RETURNS | Ret | FC | Yds | Avg | LG | TD |
| Others | 4 | 4 | Little | 16 | 6 | 270 | 16.9 | 72 | 1 |
| PAT (Kicking) | 28/30 | 48/49 | Sellers | 4 | 0 | 24 | 6.0 | 17 | 0 |
| PAT (Passing) | 1/1 | 1/2 | Cassese | 3 | 7 | 14 | 4.7 | 9 | 0 |
| PAT (Rushing) | 0/0 | 1/1 | Crabtree | 2 | 0 | 24 | 12.0 | 21 | 0 |
| FIELD GOALS | 12/27 | 15/31 | Huard | 1 | 0 | 19 | 19.0 | 19 | 0 |
| | | | BRONCOS | 27 | 13 | 357 | 13.2 | 72 | 1 |
| | | | OPPONENTS | 61 | — | 718 | 11.8 | — | — |

| SCORING | TD | Ru | Pa | Rt | PAT | FG | \$ | PTS |
|------------------|-----------|-----------|-----------|----------|--------------|--------------|----------|------------|
| Denson | 11 | 0 | 11 | 0 | 0/0 | 0/0 | 0 | 66 |
| Humphreys | 0 | 0 | 0 | 0 | 18/19 | 7/15 | 0 | 39 |
| Hickey | 5 | 4 | 1 | 0 | 0/0 | 0/0 | 0 | 30 |
| Crabtree | 5 | 0 | 5 | 0 | 0/0 | 0/0 | 0 | 30 |
| Hayes | 4 | 4 | 0 | 0 | 0/0 | 0/0 | 0 | 26 |
| Little | 2 | 1 | 0 | 1 | 0/0 | 0/0 | 0 | 12 |
| Wilson | 2 | 0 | 0 | 2 | 0/0 | 0/0 | 0 | 12 |
| Kroner | 0 | 0 | 0 | 0 | 5/6 | 2/2 | 0 | 11 |
| Duncan | 0 | 0 | 0 | 0 | 3/3 | 2/5 | 0 | 9 |
| Sellers | 1 | 0 | 0 | 1 | 0/0 | 0/0 | 0 | 6 |
| LeClair | 1 | 1 | 0 | 0 | 0/0 | 0/0 | 0 | 6 |
| LeClerc | 0 | 0 | 0 | 0 | 2/2 | 1/6 | 0 | 5 |
| Jackson | 0 | 0 | 0 | 0 | 0/0 | 0/0 | 1 | 2 |
| White | 0 | 0 | 0 | 0 | 0/0 | 0/0 | 1 | 2 |
| BRONCOS | 31 | 10 | 17 | 4 | 28/30 | 12/28 | 2 | 256 |
| OPPONENTS | 52 | 21 | 27 | 4 | 48/49 | 15/31 | 0 | 409 |

SACKS: R. Jackson 4.5, Costa 4.5, Cox 2.5, Cunningham 2.5, Inman 1.5, Duranko 1, Myrtle 1, Mirich 1, Richter 0.5. TOTAL: 19

| PASSING | Att. | Comp. | Yds. | Cmp.% | Yd./Att. | TD | TD% | Int. | Int.% | LG |
|------------------|------------|------------|-------------|-------------|------------|-----------|------------|-----------|------------|-----------|
| Tensi | 325 | 131 | 1915 | 40.3 | 5.9 | 16 | 4.9 | 17 | 5.2 | 76 |
| LeClair | 45 | 19 | 275 | 42.2 | 6.1 | 1 | 6.1 | 1 | 2.2 | 48 |
| Glacken | 4 | 0 | 0 | 0.0 | 0.0 | 0 | 0.0 | 0 | 0.0 | 0 |
| BRONCOS | 374 | 150 | 2190 | 40.1 | 5.9 | 17 | 4.5 | 18 | 4.8 | 76 |
| OPPONENTS | 459 | 214 | 3289 | 46.6 | 7.2 | 27 | 5.9 | 28 | 6.1 | 79 |

1966 FINAL STATISTICS (4-10)

Head Coach: Mac Speedie (2) / Ray Malavasi (12) AFL West: 4th Home Stadium: Bears Stadium

| Date | W-L | Score | Opponent | Attendance | RUSHING | No. | Yds. | Avg | LG | TD |
|---------|-----|-------|----------------|------------|------------------|------------|-------------|------------|-----------|-----------|
| Sept 3 | L | 7-45 | at Houston | 30,156 | Hayes | 105 | 417 | 4.0 | 56 | 1 |
| Sept 18 | L | 10-24 | Boston | 25,337 | Haynes | 129 | 304 | 2.4 | 20 | 2 |
| Sept 25 | L | 7-16 | N.Y. Jets | 29,878 | Mitchell | 70 | 199 | 2.8 | 21 | 0 |
| Oct 2 | W | 40-38 | Houston | 27,203 | Scarpitto | 4 | 110 | 27.5 | 63 | 1 |
| Oct 8 | L | 10-37 | at Kansas City | 33,929 | Lester | 34 | 84 | 2.5 | 10 | 0 |
| Oct 16 | L | 7-24 | at Miami | 23,393 | Choboian | 21 | 45 | 2.1 | 12 | 2 |
| Oct 23 | L | 10-56 | Kansas City | 26,196 | Slaughter | 1 | 10 | 10.0 | 10 | 0 |
| Oct 30 | L | 17-24 | at San Diego | 25,819 | Kellogg | 6 | 3 | 0.5 | 5 | 0 |
| Nov 6 | W | 17-10 | at Boston | 18,154 | McCormick | 4 | 2 | 0.5 | 3 | 0 |
| Nov 20 | L | 3-17 | Oakland | 26,703 | Glacken | 2 | -1 | -0.5 | 5 | 0 |
| Nov 27 | W | 20-17 | San Diego | 24,860 | BRONCOS | 376 | 1173 | 3.1 | 63 | 6 |
| Dec 4 | W | 17-7 | Miami | 32,592 | OPPONENTS | 441 | 2029 | 4.6 | 61 | 17 |
| Dec 11 | L | 10-28 | at Oakland | 31,765 | RECEIVING | No. | Yds | Avg | LG | TD |
| Dec 18 | L | 21-38 | at Buffalo | 40,538 | Haynes | 46 | 480 | 10.4 | 52 | 1 |

| TEAM STATISTICS | Den | Opp | RECEIVING | No. | Yds | Avg | LG | TD |
|--------------------|---------|---------|------------------------|------------|-------------|-------------|-----------|-----------|
| TOTAL FIRST DOWNS | 171 | 251 | Denson | 36 | 725 | 20.1 | 65 | 3 |
| Rushing | 61 | 101 | Taylor | 35 | 448 | 12.8 | 32 | 1 |
| Passing | 95 | 122 | Scarpitto | 21 | 335 | 16.0 | 62 | 4 |
| Penalty | 14 | 28 | Mitchell | 14 | 239 | 17.1 | 79 | 2 |
| TOTAL NET YARDS | 3168 | 4544 | Hayes | 8 | 49 | 6.1 | 29 | 0 |
| Avg. Per Game | 226.3 | 324.6 | Lester | 2 | 26 | 13.0 | 21 | 1 |
| Total Plays | 815 | 871 | Crabtree | 1 | 38 | 38.0 | 38 | 0 |
| Avg. Gain Per Play | 3.9 | 5.2 | Franci | 1 | 8 | 8.0 | 8 | 0 |
| NET YARDS RUSHING | 1173 | 2029 | Kellogg | 1 | 5 | 5.0 | 5 | 0 |
| Avg. Per Game | 83.0 | 144.9 | Wright | 1 | -2 | -2.0 | -2 | 0 |
| Total Rushes | 376 | 441 | BRONCOS | 166 | 2351 | 14.2 | 79 | 12 |
| Avg. Per Rush | 3.1 | 4.6 | OPPONENTS | 192 | 2819 | 14.7 | 79 | 26 |
| NET YARDS PASSING | 1995 | 2515 | INTERCEPTIONS | No. | Yds | Avg | LG | TD |
| Avg. Per Game | 142.5 | 179.6 | Brown | 3 | 37 | 12.3 | 31 | 0 |
| Sacked/Yards Lost | 37/356 | 33/304 | Sellers | 3 | 24 | 8.0 | 24 | 0 |
| Att./Completions | 402/166 | 396/192 | Matsos | 2 | 10 | 5.0 | 5 | 0 |
| Completion Pct. | 41.3 | 48.5 | Hopkins | 2 | 9 | 4.5 | 9 | 0 |
| Had Intercepted | 30 | 13 | Wright | 1 | 15 | 15.0 | 15 | 0 |
| PUNTS/AVERAGE | 77/45.2 | 60/42.7 | Bramlett | 1 | 12 | 12.0 | 12 | 0 |
| Had Blocked | 1 | 0 | Wilson | 1 | 2 | 2.0 | 2 | 0 |
| PUNT RETURNS | 26/235 | 38/296 | BRONCOS | 13 | 109 | 8.4 | 31 | 0 |
| Avg. Per Return | 9.0 | 7.8 | OPPONENTS | 30 | 545 | 18.2 | — | 1 |
| KICKOFF RETURNS | 58/1558 | 43/1000 | PUNTING | No. | Yds | Avg | LG | B |
| Avg. Per Return | 26.9 | 23.3 | Scarpitto | 76 | 3480 | 45.8 | 70 | 1 |
| INTERCEPTIONS/RET. | 13/109 | 30/545 | BRONCOS | 77 | 2878 | 45.2 | 70 | 1 |
| PENALTIES/YARDS | 66/773 | 75/571 | OPPONENTS | 60 | 2564 | 42.7 | 68 | 0 |
| FUMBLES/BALL LOST | 36/17 | 35/18 | PUNT RETURNS | Ret | Yds | Avg | LG | TD |
| TOUCHDOWNS | 22 | 47 | Haynes | 10 | 119 | 11.9 | 42 | 0 |
| Rushing | 6 | 17 | Scott | 7 | 56 | 8.0 | 21 | 0 |
| Passing | 12 | 26 | Sellers | 6 | 49 | 8.2 | 17 | 0 |
| Others | 4 | 4 | Wilson | 2 | 10 | 5.0 | 10 | 0 |
| PAT (Kicking) | 20/20 | 46/46 | Lester | 1 | 1 | 1.0 | 1 | 0 |
| PAT (Passing) | 1/2 | 1/1 | BRONCOS | 26 | 235 | 9.0 | 42 | 0 |
| PAT (Rushing) | 0 | 0 | OPPONENTS | 38 | 296 | 7.8 | — | 0 |
| FIELD GOALS | 14/25 | 17/40 | KICKOFF RETURNS | No. | Yds | Avg | LG | TD |

| SCORING | TD | Ru | Pa | Rt | PAT | FG | \$ | PTS |
|----------------|-----------|----------|-----------|----------|--------------|--------------|----------|------------|
| Kroner | 0 | 0 | 0 | 0 | 20/20 | 14/25 | 0 | 62 |
| Scarpitto | 5 | 1 | 4 | 0 | 0/0 | 0/0 | 0 | 32 |
| Haynes | 3 | 2 | 1 | 0 | 0/0 | 0/0 | 0 | 18 |
| Denson | 3 | 0 | 3 | 0 | 0/0 | 0/0 | 0 | 18 |
| Mitchell | 2 | 0 | 2 | 0 | 0/0 | 0/0 | 0 | 12 |
| Sellers | 2 | 0 | 0 | 2 | 0/0 | 0/0 | 0 | 12 |
| Choboian | 2 | 2 | 0 | 0 | 0/0 | 0/0 | 0 | 12 |
| Taylor | 1 | 0 | 1 | 0 | 0/0 | 0/0 | 0 | 6 |
| Hayes | 1 | 1 | 0 | 0 | 0/0 | 0/0 | 0 | 6 |
| Bramlett | 1 | 0 | 0 | 1 | 0/0 | 0/0 | 0 | 6 |
| Lester | 1 | 0 | 1 | 0 | 0/0 | 0/0 | 0 | 6 |
| Wilson | 1 | 0 | 0 | 1 | 0/0 | 0/0 | 0 | 6 |
| BRONCOS | 22 | 6 | 12 | 4 | 20/20 | 14/25 | 0 | 196 |

1965 FINAL STATISTICS (4-10)

Head Coach: Mac Speedie AFL West: 4th Home Stadium: Bears Stadium

| Date | W-L | Score | Opponent | Attendance | RUSHING | No. | Yds. | Avg | LG | TD |
|---------|-----|-------|----------------|------------|------------------|------------|-------------|------------|-----------|-----------|
| Sept 11 | L | 31-34 | at San Diego | 27,022 | Gilchrist | 252 | 954 | 3.8 | 44 | 6 |
| Sept 19 | L | 15-30 | Buffalo | 30,682 | Hayes | 130 | 526 | 4.1 | 43 | 5 |
| Sept 24 | W | 27-10 | at Boston | 26,782 | Haynes | 41 | 166 | 4.1 | 47 | 3 |
| Oct 3 | W | 16-13 | N.Y. Jets | 34,988 | Scarpitto | 4 | 94 | 23.5 | 44 | 0 |
| Oct 10 | L | 23-31 | Kansas City | 31,001 | Slaughter | 20 | 75 | 3.8 | 13 | 0 |
| Oct 17 | W | 28-17 | Houston | 32,492 | Barry | 2 | 19 | 9.5 | 11 | 0 |
| Oct 24 | L | 13-31 | at Buffalo | 45,046 | Lee | 2 | 1 | 0.5 | 2 | 0 |
| Oct 31 | L | 10-45 | at N.Y. Jets | 53,717 | McCormick | 1 | -2 | -2.0 | -2 | 0 |
| Nov 7 | L | 21-35 | San Diego | 33,073 | Denson | 1 | -4 | -4.0 | -4 | 0 |
| Nov 14 | W | 31-21 | at Houston | 28,126 | BRONCOS | 453 | 1829 | 4.0 | 47 | 14 |
| Nov 21 | L | 20-28 | Oakland | 30,369 | OPPONENTS | 384 | 1337 | 3.5 | 41 | 24 |
| Dec 5 | L | 13-24 | at Oakland | 19,023 | RECEIVING | No. | Yds | Avg | LG | TD |
| Dec 12 | L | 20-28 | Boston | 27,207 | Taylor | 85 | 1131 | 13.3 | 63 | 6 |
| Dec 19 | L | 35-45 | at Kansas City | 14,421 | Scarpitto | 32 | 585 | 18.3 | 90 | 5 |

| TEAM STATISTICS | Den | Opp |
|--------------------|---------|---------|
| TOTAL FIRST DOWNS | 255 | 244 |
| Rushing | 111 | 87 |
| Passing | 117 | 138 |
| Penalty | 27 | 19 |
| TOTAL NET YARDS | 4469 | 4297 |
| Avg. Per Game | 319.2 | 306.9 |
| Total Plays | 959 | 850 |
| Avg. Gain Per Play | 4.7 | 5.1 |
| NET YARDS RUSHING | 1829 | 1337 |
| Avg. Per Game | 130.6 | 95.5 |
| Total Rushes | 453 | 384 |
| Avg. Per Rush | 4.0 | 3.5 |
| NET YARDS PASSING | 2640 | 2960 |
| Avg. Per Game | 188.6 | 211.4 |
| Sacked/Yards Lost | 24/208 | 26/305 |
| Att./Completions | 482/222 | 440/202 |
| Completion Pct. | 46.1 | 45.9 |
| Had Intercepted | 30 | 25 |

| INTERCEPTIONS | No. | Yds | Avg | LG | TD |
|---------------|-----|-----|------|-----|----|
| Gonsoulin | 6 | 91 | 15.2 | 32 | 0 |
| Griffin | 4 | 109 | 27.3 | 44 | 1 |
| Wilson | 3 | 118 | 39.3 | 65 | 1 |
| Cooke | 3 | 36 | 12.0 | 28 | 0 |
| Farr | 2 | 22 | 11.0 | 17 | 0 |
| Brown | 2 | 18 | 9.0 | 18 | 0 |
| McGeever | 1 | 36 | 36.0 | 36 | 0 |
| Bramlett | 1 | 25 | 25.0 | 25t | 1 |
| Hopkins | 1 | 7 | 7.0 | 7 | 0 |
| Erlandson | 1 | 3 | 3.0 | 3 | 0 |
| Janerette | 1 | 0 | 0.0 | 0 | 0 |

| BRONCOS | 25 | 465 | 18.6 | 65 | 3 |
|------------------|-----------|-------------|-------------|-----------|----------|
| OPPONENTS | 30 | 426 | 14.2 | — | 2 |
| PUNTING | No. | Yds | Avg | LG | B |
| Scarpitto | 67 | 2833 | 42.3 | 67 | — |
| McCormick | 1 | 45 | 45.0 | 45 | — |
| BRONCOS | 68 | 2878 | 42.3 | 67 | 0 |
| OPPONENTS | 73 | 3347 | 45.8 | 73 | 1 |

| PUNT RETURNS | Ret | Yds | Avg | LG | TD |
|------------------|-----------|-------------|-------------|------------|----------|
| Barry | 21 | 210 | 10.0 | 38 | 0 |
| Haynes | 14 | 121 | 8.6 | 57t | 1 |
| Bussell | 2 | 24 | 12.0 | 21 | 0 |
| BRONCOS | 37 | 355 | 9.6 | 57t | 1 |
| OPPONENTS | 26 | 343 | 13.2 | — | 1 |
| KICKOFF RETURNS | No. | Yds | Avg | LG | TD |
| Haynes | 34 | 901 | 26.5 | 60 | 0 |
| Barry | 26 | 611 | 23.5 | 64 | 0 |
| Bussell | 5 | 103 | 20.6 | 32 | 0 |
| Hayes | 4 | 93 | 23.3 | 30 | 1 |
| Carmichael | 1 | 15 | 15.0 | 15 | 0 |
| Dixon | 1 | 8 | 8.0 | 8 | 0 |
| BRONCOS | 71 | 1731 | 24.4 | 64 | 0 |
| OPPONENTS | 58 | 1197 | 20.6 | — | 0 |

| | | | | | | | | | | | | | | | | |
|-----------|-----------|----|----|----|-------|-------|-------|-----|--|-----------------|---------|------|------|------|----|---|
| SCORING | TD | Ru | Pa | Rt | PAT | FG | S | PTS | Bussell | 2 | 24 | 12.0 | 271 | 0 | | |
| | Kroner | 0 | 0 | 0 | 0 | 32/32 | 13/29 | 0 | 71 | BRONCOS | 37 | 355 | 9.6 | 51 | 1 | |
| | Hayes | 7 | 5 | 2 | 0 | 0/0 | 0/0 | 0 | 44 | OPPONENTS | 26 | 343 | 13.2 | — | 1 | |
| | Gilchrist | 7 | 6 | 1 | 0 | 0/0 | 0/0 | 0 | 42 | KICKOFF RETURNS | No. | Yds | Avg | LG | TD | |
| | Haynes | 6 | 3 | 2 | 1 | 0/0 | 0/0 | 0 | 36 | | Haynes | 34 | 901 | 26.5 | 60 | 0 |
| | Taylor | 6 | 0 | 6 | 0 | 0/0 | 0/0 | 0 | 36 | | Barry | 26 | 611 | 23.5 | 64 | 0 |
| | Scarpitto | 5 | 0 | 5 | 0 | 0/0 | 0/0 | 0 | 30 | | Bussell | 5 | 103 | 20.6 | 32 | 0 |
| | Griffin | 2 | 0 | 0 | 2 | 0/0 | 0/0 | 0 | 12 | | Hayes | 4 | 93 | 23.3 | 30 | 1 |
| | Bramlett | 2 | 0 | 0 | 2 | 0/0 | 0/0 | 0 | 12 | Carmichael | 1 | 15 | 15.0 | 15 | 0 | |
| | Dixon | 2 | 0 | 2 | 0 | 0/0 | 0/0 | 0 | 12 | Dixon | 1 | 8 | 8.0 | 8 | 0 | |
| Wilson | 1 | 0 | 0 | 1 | 0/0 | 0/0 | 0 | 6 | BRONCOS | 71 | 1731 | 24.4 | 64 | 0 | | |
| Gonsoulin | 0 | 0 | 0 | 0 | 0/0 | 0/0 | 0 | 2 | OPPONENTS | 58 | 1197 | 20.6 | — | 0 | | |
| Slaughter | 0 | 0 | 0 | 0 | 0/0 | 0/0 | 0 | 2 | SACKS: Bramlett 6, Moore 3.5, Jacobs 3.5, Erlandson 3, Janerette 3, Leetzow 2, Brown 1, Cooke 1, Cummings 1, McGeever 1, Team 1. | | | | | | | |
| BRONCOS | 38 | 14 | 18 | 6 | 32/32 | 13/29 | 0 | 303 | | | | | | | | |
| OPPONENTS | 50 | 24 | 23 | 3 | 50/50 | 14/23 | 0 | 392 | | | | | | | | |

| PASSING | Att. | Comp. | Yds. | Cmp.% | Yd./Att. | TD | TD% | Int. | Int.% | LG |
|------------------|------------|------------|-------------|-------------|-------------|-----------|------------|-----------|------------|-----------|
| Slaughter | 147 | 75 | 864 | 51.0 | 5.88 | 6 | 4.1 | 12 | 8.2 | 51 |
| McCormick | 253 | 103 | 1292 | 40.7 | 5.11 | 7 | 2.8 | 14 | 5.5 | 90 |
| Lee | 80 | 44 | 692 | 55.0 | 8.65 | 5 | 6.3 | 3 | 3.8 | 66 |
| BRONCOS | 482 | 222 | 2848 | 46.1 | 5.91 | 18 | 3.7 | 30 | 6.2 | 90 |
| OPPONENTS | 440 | 202 | 3265 | 45.9 | 7.42 | 23 | 5.2 | 25 | 5.7 | 78 |

1964 FINAL STATISTICS (2-11-1)

Head Coach: Jack Faulkner (4) / Mac Speedie (10) AFL West: 4th Home Stadium: Bears Stadium

| Date | W-L | Score | Opponent | Attendance | RUSHING | No. | Yds. | Avg | LG | TD |
|---------|-----|-------|----------------|------------|------------------|------------|-------------|------------|-----------|-----------|
| Sept 12 | L | 6-30 | at N.Y. Jets | 45,665 | Mitchell | 177 | 590 | 3.3 | 33 | 5 |
| Sept 20 | L | 13-30 | at Buffalo | 28,501 | Joe | 112 | 415 | 3.7 | 51 | 2 |
| Sept 27 | L | 17-38 | Houston | 22,651 | Lee | 42 | 163 | 3.8 | 16 | 3 |
| Oct 4 | L | 10-39 | Boston | 15,485 | Slaughter | 20 | 54 | 2.7 | 18 | 0 |
| Oct 11 | W | 33-27 | Kansas City | 16,285 | Mingo | 6 | 26 | 4.3 | 9 | 0 |
| Oct 18 | L | 14-42 | at San Diego | 23,332 | Stone | 12 | 26 | 2.2 | 5 | 0 |
| Oct 25 | L | 7-40 | at Oakland | 17,858 | Dixon | 18 | 25 | 1.4 | 17 | 0 |
| Nov 1 | L | 39-49 | at Kansas City | 15,053 | Barry | 3 | 7 | 2.3 | 11 | 0 |
| Nov 8 | L | 20-31 | San Diego | 19,670 | Scarpitto | 1 | 5 | 5.0 | 5 | 0 |
| Nov 15 | W | 20-16 | N.Y. Jets | 11,309 | BRONCOS | 391 | 1311 | 3.4 | 51 | 10 |
| Nov 20 | L | 7-12 | at Boston | 24,979 | OPPONENTS | 424 | 2064 | 4.9 | 58 | 21 |
| Nov 29 | T | 20-20 | Oakland | 15,958 | RECEIVING | No. | Yds | Avg | LG | TD |
| Dec 13 | L | 19-30 | Buffalo | 14,431 | Taylor | 76 | 873 | 11.5 | 57 | 7 |
| Dec 20 | L | 15-34 | at Houston | 15,839 | Dixon | 38 | 585 | 15.4 | 62 | 1 |

| TEAM STATISTICS | Den | Opp |
|--------------------|---------|---------|
| TOTAL FIRST DOWNS | 207 | 271 |
| Rushing | 78 | 100 |
| Passing | 116 | 148 |
| Penalty | 13 | 23 |
| TOTAL NET YARDS | 3332 | 4970 |
| Avg. Per Game | 238.0 | 355.0 |
| Total Plays | 908 | 908 |
| Avg. Gain Per Play | 3.7 | 5.5 |
| NET YARDS RUSHING | 1311 | 2064 |
| Avg. Per Game | 93.6 | 147.4 |
| Total Rushes | 391 | 424 |
| Avg. Per Rush | 3.4 | 4.9 |
| NET YARDS PASSING | 2021 | 2906 |
| Avg. Per Game | 144.4 | 207.6 |
| Sacked/Yards Lost | 61/520 | 44/447 |
| Att./Completions | 456/230 | 440/215 |
| Completion Pct. | 50.4 | 48.9 |
| Had Intercepted | 32 | 32 |

| INTERCEPTIONS | No. | Yds | Avg | LG | TD |
|---------------|-----|-----|------|-----|----|
| Brown | 9 | 140 | 15.6 | 45 | 0 |
| Gonsoulin | 7 | 125 | 17.9 | 36 | 0 |
| McGeever | 6 | 60 | 10.0 | 19 | 0 |
| Matuszak | 2 | 16 | 8.0 | 8 | 0 |
| Hopkins | 2 | 11 | 5.5 | 9 | 0 |
| Moore | 1 | 70 | 70.0 | 70 | 0 |
| Janik | 1 | 22 | 22.0 | 22t | 1 |
| Wright | 1 | 11 | 11.0 | 11 | 0 |
| McMillin | 1 | 3 | 3.0 | 3 | 0 |
| Fraser | 1 | 1 | 1.0 | 1 | 0 |
| West | 1 | 0 | 0.0 | 0 | 0 |

| BRONCOS | 32 | 459 | 14.3 | 70 | 1 |
|------------------|-----------|-------------|-------------|-----------|----------|
| OPPONENTS | 32 | 441 | 13.8 | — | 1 |
| PUNTING | No. | Yds | Avg | LG | B |
| Fraser | 72 | 3225 | 44.7 | 67 | — |
| Janik | 10 | 374 | 37.4 | 49 | — |
| BRONCOS | 83 | 3559 | 43.4 | 67 | 1 |
| OPPONENTS | 59 | 2441 | 41.4 | 71 | 0 |

| PUNT RETURNS | Ret | Yds | Avg | LG | TD |
|------------------|-----------|------------|-------------|-----------|----------|
| Barry | 16 | 149 | 9.3 | 52t | 1 |
| Mitchell | 9 | 110 | 12.2 | 54 | 0 |
| BRONCOS | 25 | 259 | 10.4 | 54 | 1 |
| OPPONENTS | 40 | 526 | 13.2 | — | 1 |

| KICKOFF RETURNS | No. | Yds | Avg | LG | TD |
|------------------|-----------|-------------|-------------|-----------|----------|
| Barry | 47 | 1245 | 26.5 | 60 | 0 |
| Mitchell | 10 | 221 | 22.1 | 28 | 0 |
| Mingo | 8 | 163 | 20.4 | 42 | 0 |
| Dixon | 6 | 89 | 14.8 | 24 | 0 |
| Olson | 2 | 27 | 13.5 | 15 | 0 |
| Shackelford | 1 | 13 | 13.0 | 13 | 0 |
| Jordan | 1 | 0 | 0.0 | 0 | 0 |
| Sturm | 1 | 0 | 0.0 | 0 | 0 |
| BRONCOS | 76 | 1758 | 23.1 | 60 | 0 |
| OPPONENTS | 44 | 1166 | 26.5 | — | 0 |

| | | | | | | | | | |
|------------------|-----------|-----------|-----------|----------|--------------|--------------|----------|------------|---|
| McMillin | 1 | 0 | 0 | 1 | 0/0 | 0/0 | 0 | 6 | SACKS: Hopkins 8, Fraser 7.5, Janerette 6, Cooke 4, Matuszak 4, Jacobs 3.5, Moore 3.5, Erlandson 3, McGeever 1, Jordan 1, Team 3. TOTAL: 44.5 |
| Slaughter | 0 | 0 | 0 | 0 | 0/0 | 0/0 | 0 | 2 | |
| TEAM | 0 | 0 | 0 | 0 | 0/0 | 0/0 | 1 | 2 | |
| BRONCOS | 28 | 10 | 14 | 4 | 22/25 | 14/34 | 1 | 240 | |
| OPPONENTS | 52 | 21 | 29 | 2 | 52/52 | 22/25 | 4 | 438 | |

| PASSING | Att. | Comp. | Yds. | Cmp.% | Yd./Att. | TD | TD% | Int. | Int.% | LG |
|------------------|------------|------------|-------------|-------------|-------------|-----------|------------|-----------|------------|-----------|
| Lee | 265 | 133 | 1611 | 50.2 | 6.08 | 11 | 4.2 | 20 | 7.5 | 82 |
| Slaughter | 189 | 97 | 930 | 51.3 | 4.92 | 3 | 1.6 | 11 | 5.8 | 39 |
| Mitchell | 1 | 0 | 0 | 0.0 | 0.00 | 0 | 0.0 | 0 | 0.0 | 0 |
| Taylor | 1 | 0 | 0 | 0.0 | 0.00 | 0 | 0.0 | 1 | 100.0 | 0 |
| BRONCOS | 456 | 230 | 2541 | 50.4 | 5.57 | 14 | 3.1 | 32 | 7.0 | 82 |
| OPPONENTS | 440 | 215 | 3353 | 48.9 | 7.62 | 29 | 6.6 | 32 | 7.3 | 66 |

1963 FINAL STATISTICS (2-11-1)

Head Coach: Jack Faulkner AFL West: 4th Home Stadium: Bears Stadium

| Date | W-L | Score | Opponent | Attendance | RUSHING | No. | Yds. | Avg | LG | TD |
|---------|-----|-------|----------------|------------|-----------|-----|------|------|----|----|
| Sept 7 | L | 7-59 | Kansas City | 21,115 | Joe Stone | 154 | 649 | 4.2 | 68 | 4 |
| Sept 14 | L | 14-20 | at Houston | 23,147 | Slaughter | 36 | 382 | 10.6 | 39 | 3 |
| Sept 29 | W | 14-10 | Boston | 18,636 | Dixon | 23 | 124 | 5.4 | 19 | 1 |
| Oct 6 | W | 50-34 | San Diego | 18,428 | Mingo | 24 | 105 | 4.6 | 18 | 2 |
| Oct 13 | L | 24-33 | Houston | 24,087 | Breaux | 20 | 90 | 4.5 | 17 | 0 |
| Oct 18 | L | 21-40 | at Boston | 25,418 | Mitchell | 23 | 51 | 2.2 | 15 | 0 |
| Oct 26 | T | 35-35 | at N.Y. Jets | 20,377 | Dickinson | 23 | 45 | 2.0 | 13 | 0 |
| Nov 3 | L | 28-30 | Buffalo | 19,424 | Gaiters | 9 | 31 | 3.4 | 8 | 0 |
| Nov 9 | L | 17-27 | at Buffalo | 30,989 | Walker | 2 | 14 | 7.0 | 9 | 0 |
| Nov 17 | L | 9-14 | N.Y. Jets | 14,247 | Barnes | 0 | 0 | — | 2 | 0 |
| Nov 28 | L | 10-26 | Oakland | 14,763 | McCormick | 3 | 5 | 1.7 | 2 | 0 |
| Dec 8 | L | 21-52 | at Kansas City | 17,443 | TEAM | 0 | 0 | 0.0 | 0 | 0 |
| Dec 15 | L | 31-35 | at Oakland | 15,223 | BRONCOS | 384 | 1508 | 3.9 | 68 | 10 |
| Dec 22 | L | 20-58 | at San Diego | 31,312 | OPPONENTS | 420 | 1687 | 4.0 | — | 15 |

| TEAM STATISTICS | Den | Opp |
|--------------------|---------|---------|
| TOTAL FIRST DOWNS | 230 | 254 |
| Rushing | 84 | 92 |
| Passing | 133 | 145 |
| Penalty | 13 | 17 |
| TOTAL NET YARDS | 3995 | 5081 |
| Avg. Per Game | 285.4 | 362.9 |
| NET YARDS RUSHING | 1508 | 1687 |
| Avg. Per Game | 107.7 | 120.5 |
| Total Rushes | 384 | 420 |
| Avg. Per Rush | 3.9 | 4.0 |
| NET YARDS PASSING | 2487 | 3394 |
| Avg. Per Game | 177.6 | 242.4 |
| Sacked/Yards Lost | 63/590 | 19/178 |
| Att./Completions | 453/217 | 408/204 |
| Completion Pct. | 47.9 | 50.0 |
| Had Intercepted | 28 | 15 |
| PUNTS/AVERAGE | 81/44.4 | 61/43.7 |
| PENALTIES/YARDS | 65/548 | 61/516 |
| FUMBLES/BALL LOST | 34/15 | 33/20 |
| TOUCHDOWNS | 36 | 61 |
| Rushing | 10 | 15 |
| Passing | 23 | 40 |
| Kickoff Returns | 1 | 1 |
| Pass Interceptions | 1 | 2 |
| Fumble Returns | 1 | 3 |
| Safety | 0 | 2 |
| PAT (Total) | 36 | 57 |
| Kicking | 35 | 55 |
| Running | 0 | 0 |
| Passing | 1 | 2 |
| FIELD GOALS | 16/30 | 15/32 |

| Score By Periods | 1 | 2 | 3 | 4 | OT | Total |
|------------------|-----|-----|-----|-----|----|-------|
| BRONCOS | 40 | 96 | 64 | 101 | — | 301 |
| OPPONENTS | 121 | 113 | 127 | 112 | — | 473 |

| SCORING | TD | Ru | Pa | Rt | PAT | FG | S | PTS |
|-----------|----|----|----|----|-------|-------|---|-----|
| Mingo | 0 | 0 | 0 | 0 | 35/35 | 16/30 | 0 | 83 |
| Taylor | 10 | 0 | 10 | 0 | 0/0 | 0/0 | 0 | 60 |
| Joe | 5 | 4 | 1 | 0 | 0/0 | 0/0 | 0 | 30 |
| Scarpitto | 5 | 0 | 5 | 0 | 0/0 | 0/0 | 0 | 30 |
| Stone | 4 | 3 | 1 | 0 | 0/0 | 0/0 | 0 | 24 |
| Groman | 3 | 0 | 3 | 0 | 0/0 | 0/0 | 0 | 18 |
| Prebola | 2 | 0 | 2 | 0 | 0/0 | 0/0 | 0 | 14 |
| Dixon | 2 | 2 | 0 | 0 | 0/0 | 0/0 | 0 | 12 |
| Gonsoulin | 1 | 0 | 0 | 1 | 0/0 | 0/0 | 0 | 6 |
| Mitchell | 1 | 0 | 0 | 1 | 0/0 | 0/0 | 0 | 6 |
| McFadin | 1 | 0 | 0 | 1 | 0/0 | 0/0 | 0 | 6 |
| Slaughter | 1 | 1 | 0 | 0 | 0/0 | 0/0 | 0 | 6 |
| OTHERS | 1 | 0 | 1 | 0 | 0/0 | 0/0 | 0 | 6 |
| BRONCOS | 36 | 10 | 23 | 3 | 35/35 | 16/30 | 0 | 301 |
| OPPONENTS | 61 | 15 | 40 | 6 | 55/56 | 15/32 | 2 | 473 |

| PASSING | Att. | Comp. | Yds. | Cmp.% | Yd./Att. | TD | TD% | Int. | Int.% | LG |
|-----------|------|-------|------|-------|----------|----|-----|------|-------|----|
| Slaughter | 223 | 112 | 1689 | 50.2 | 7.57 | 12 | 5.4 | 14 | 6.3 | 74 |
| Breaux | 138 | 70 | 935 | 50.7 | 6.76 | 7 | 5.1 | 6 | 4.3 | 71 |
| McCormick | 72 | 28 | 417 | 48.8 | 5.79 | 4 | 5.6 | 3 | 4.2 | 72 |
| Tripucka | 15 | 7 | 31 | 46.6 | 2.07 | 0 | 0.0 | 5 | 33.3 | 14 |
| Stone | 3 | 0 | 0 | 0.0 | 0.00 | 0 | 0.0 | 0 | 0.0 | — |
| Taylor | 1 | 0 | 0 | 0.0 | 0.00 | 0 | 0.0 | 0 | 0.0 | — |
| Mingo | 1 | 0 | 0 | 0.0 | 0.00 | 0 | 0.0 | 0 | 0.0 | — |
| BRONCOS | 453 | 217 | 3072 | 47.9 | 6.78 | 23 | 5.1 | 28 | 6.2 | 74 |
| OPPONENTS | 408 | 204 | 3572 | 50.0 | 8.75 | 40 | 9.8 | 15 | 3.7 | — |

SACKS: Gavin 4.5, McFaddin 3.5, Lassiter 2.5, Peters 2, Nery 1.5, Fraser 1.5, Erlandson 1, McDaniel 1, Holz 0.5, Team 1. TOTAL: 19

*return yardage gained by lateral

1962 FINAL STATISTICS (7-7)

Head Coach: Jack Faulkner AFL West: 2nd Home Stadium: Bears Stadium

| Date | W-L | Score | Opponent | Attendance | RUSHING | No. | Yds. | Avg | LG | TD |
|---------|-----|-------|----------------|------------|-----------|-----|------|------|-----|----|
| Sept 7 | W | 30-21 | San Diego | 28,000 | Stone | 94 | 360 | 3.8 | 27 | 3 |
| Sept 15 | W | 23-20 | at Buffalo | 30,577 | Dickinson | 73 | 247 | 3.4 | 42 | 0 |
| Sept 21 | L | 16-41 | at Boston | 21,038 | Mingo | 54 | 287 | 5.3 | 82t | 4 |
| Sept 30 | W | 32-10 | at N.Y. Titans | 17,213 | Frazier | 39 | 168 | 4.3 | 35 | 2 |
| Oct 5 | W | 44-7 | Oakland | 22,452 | Olsewski | 33 | 114 | 3.4 | 46 | 0 |
| Oct 14 | W | 23-6 | at Oakland | 7,000 | Stinnette | 21 | 87 | 4.1 | 14 | 1 |
| Oct 21 | W | 20-10 | Houston | 34,496 | Shaw | 4 | 10 | 2.5 | 9 | 1 |
| Oct 28 | L | 38-45 | Buffalo | 26,051 | Tripucka | 2 | -1 | -5 | 1 | 1 |
| Nov 4 | W | 23-20 | at San Diego | 20,827 | Taylor | 2 | 26 | 13.0 | 18 | 0 |
| Nov 11 | L | 29-33 | Boston | 28,187 | BRONCOS | 322 | 1298 | 4.0 | 82 | 12 |
| Nov 18 | L | 3-24 | Dallas | 23,523 | OPPONENTS | 439 | 1868 | 4.3 | — | 11 |
| Nov 22 | L | 45-46 | N.Y. Titans | 15,776 | RECEIVING | No. | Yds | Avg | LG | TD |
| Dec 2 | L | 17-34 | at Houston | 30,650 | Taylor | 77 | 908 | 11.8 | 45 | 4 |
| Dec 9 | L | 10-17 | at Dallas | 19,137 | Dickinson | 60 | 554 | 9.2 | 33 | 4 |

| TEAM STATISTICS | Den | Opp |
|-------------------|---------|---------|
| TOTAL FIRST DOWNS | 270 | 234 |
| Rushing | 72 | 88 |
| Passing | 177 | 131 |
| Penalty | 21 | 15 |
| TOTAL NET YARDS | 4702 | 4538 |
| Avg. Per Game | 336.2 | 324.4 |
| NET YARDS RUSHING | 1298 | 1868 |
| Avg. Per Game | 93.1 | 133.4 |
| Total Rushes | 322 | 439 |
| Avg. Per Rush | 4.0 | 4.3 |
| NET YARDS PASSING | 3404 | 2670 |
| Avg. Per Game | 243.1 | 190.7 |
| Sacked/Yards Lost | 30/335 | 25/224 |
| Att./Completions | 559/292 | 423/202 |
| Completion Pct. | 52.2 | 47.8 |
| Had Intercepted | 40 | 27 |
| PUNTS/AVERAGE | 60/42.9 | 65/41.9 |
| PENALTIES/YARDS | 64/613 | 76/678 |
| FUMBLES/BALL LOST | 28/14 | 34/19 |
| TOUCHDOWNS | 39 | 41 |
| Rushing | 12 | 11 |
| Passing | 21 | 24 |
| Defense>Returns | 6 | 6 |
| PAT (Total) | 32 | 54 |
| Kicking | 27 | 52 |
| Passing | 4 | 0 |
| Running | 2 | 2 |
| FIELD GOALS | 27/39 | 16/27 |

| Score By Periods | 1 | 2 | 3 | 4 | OT | Total |
|------------------|----|-----|----|-----|----|-------|
| BRONCOS | 48 | 94 | 61 | 150 | — | 353 |
| OPPONENTS | 64 | 105 | 58 | 107 | — | 334 |

| SCORING | TD | Ru | Pa | Rt | PAT | FG | S | PTS |
|-----------|----|----|----|----|-------|-------|---|-----|
| Mingo | 4 | 4 | 0 | 0 | 32/34 | 27/39 | 0 | 137 |
| Scarpitto | 6 | 0 | 6 | 0 | 0/0 | 0/0 | 0 | 36 |
| Stone | 5 | 3 | 2 | 0 | 0/0 | 0/0 | 0 | 30 |
| Dickinson | 4 | 0 | 4 | 0 | 0/0 | 0/0 | 0 | 24 |
| Taylor | 4 | 0 | 4 | 0 | 0/0 | 0/0 | 0 | 24 |
| Frazier | 3 | 2 | 1 | 0 | 0/0 | 0/0 | 0 | 18 |
| Tarr | 2 | 0 | 2 | 0 | 0/0 | 0/0 | 0 | 12 |
| McMillin | 2 | 0 | 0 | 2 | 0/0 | 0/0 | 0 | 12 |
| Prebola | 1 | 0 | 1 | 0 | 0/0 | 0/0 | 0 | 8 |
| Tripucka | 1 | 1 | 0 | 0 | 0/0 | 0/0 | 0 | 6 |
| Shaw | 1 | 1 | 0 | 0 | 0/0 | 0/0 | 0 | 6 |
| Olsewski | 1 | 0 | 1 | 0 | 0/0 | 0/0 | 0 | 6 |
| Stinnette | 1 | 1 | 0 | 0 | 0/0 | 0/0 | 0 | 6 |
| Zeman | 1 | 0 | 0 | 1 | 0/0 | 0/0 | 0 | 6 |
| Gonsoulin | 1 | 0 | 0 | 1 | 0/0 | 0/0 | 0 | 6 |
| McGeever | 1 | 0 | 0 | 1 | 0/0 | 0/0 | 0 | 6 |
| McFadin | 1 | 0 | 0 | 1 | 0/0 | 0/0 | 0 | 6 |
| Fraser | 0 | 0 | 0 | 0 | 2/2 | 0/0 | 0 | 2 |
| BRONCOS | 39 | 12 | 21 | 6 | 34/36 | 27/39 | 0 | 353 |
| OPPONENTS | 41 | 11 | 24 | 6 | 36/38 | 16/27 | 0 | 334 |

| PASSING | Att. | Comp. | Yds. | Cmp.% | Yd./Att. | TD | TD% | Int. | Int.% | LG |
|-----------|------|-------|------|-------|----------|----|-----|------|-------|----|
| Tripucka | 440 | 240 | 2917 | 54.5 | 6.64 | 17 | 3.9 | 25 | 5.7 | 96 |
| Shaw | 110 | 49 | 783 | 44.5 | 7.12 | 4 | 3.6 | 14 | 12.7 | 97 |
| Stone | 3 | 1 | 13 | 33.3 | 4.33 | 0 | 0.0 | 0 | 0.0 | 13 |
| Mingo | 2 | 1 | 18 | 50.0 | 9.0 | 0 | 0.0 | 1 | 50.0 | 18 |
| Enis | 2 | 1 | 8 | 50.0 | 4.0 | 0 | 0.0 | 0 | 0.0 | 8 |
| Taylor | 2 | 0 | 0 | 0.0 | 0.0 | 0 | 0.0 | 0 | 0.0 | 0 |
| BRONCOS | 559 | 292 | 3739 | 52.2 | 6.69 | 21 | 3.8 | 40 | 7.2 | 97 |
| OPPONENTS | 423 | 202 | 2894 | 47.8 | 6.84 | 24 | 5.7 | 27 | 6.4 | — |

SACKS: Holz 5, Gavin 3, Stalcup 3, McFaddin 2.5, McDaniel 2.5, Roland 2, Lassiter 2, Cash 1.5, Fraser 1, Erlandson 0.5, Team 2. TOTAL: 25

1961 FINAL STATISTICS (3-11)

Head Coach: Frank Filchok AFL West: 3rd Home Stadium: Bears Stadium

| Date | W-L | Score | Opponent | Attendance | RUSHING | No. | Yds. | Avg | LG | TD |
|---------|-----|-------|----------------|------------|------------------|------------|-------------|------------|-----------|-----------|
| Sept 10 | W | 22-10 | at Buffalo | 16,636 | Stone | 127 | 505 | 4.0 | 34 | 4 |
| Sept 16 | L | 17-45 | at Boston | 14,479 | Bukaty | 76 | 187 | 2.5 | 45 | 5 |
| Sept 24 | L | 28-35 | at N.Y. Titans | 14,381 | Ames | 19 | 114 | 6.0 | 26 | 0 |
| Oct 1 | L | 19-33 | at Oakland | 8,361 | Frazier | 23 | 110 | 4.8 | 43 | 1 |
| Oct 8 | L | 12-19 | Dallas | 14,500 | Herring | 15 | 74 | 4.9 | 20 | 2 |
| Oct 15 | W | 27-24 | Oakland | 11,129 | Mingo | 18 | 51 | 2.8 | 15 | 0 |
| Oct 22 | W | 27-10 | N.Y. Titans | 12,508 | Sturm | 8 | 31 | 3.9 | 9 | 0 |
| Oct 29 | L | 0-37 | at San Diego | 32,584 | Carmichael | 15 | 24 | 1.6 | 8 | 0 |
| Nov 5 | L | 14-55 | Houston | 11,564 | Traynham | 6 | 12 | 2.0 | 8 | 0 |
| Nov 12 | L | 16-19 | San Diego | 7,859 | Stinnette | 19 | 8 | 0.4 | 9 | 0 |
| Nov 19 | L | 10-23 | Buffalo | 7,645 | Allen | 3 | -4 | -1.3 | 2 | 0 |
| Nov 26 | L | 14-45 | at Houston | 27,874 | Tripucka | 4 | -8 | -2.0 | 0 | 0 |
| Dec 3 | L | 24-28 | Boston | 9,303 | TEAM | 0 | -13 | -13.0 | 0 | 0 |
| Dec 10 | L | 21-49 | at Dallas | 8,000 | BRONCOS | 333 | 1091 | 3.3 | 45 | 11 |
| | | | | | OPPONENTS | 435 | 1633 | 3.8 | — | 17 |

| TEAM STATISTICS | Den | Opp | RECEIVING | No. | Yds | Avg | LG | TD |
|-------------------|---------|---------|----------------------|------------|-------------|-------------|-----------|-----------|
| TOTAL FIRST DOWNS | 219 | 233 | Taylor | 100 | 1176 | 12.7 | 52 | 4 |
| Rushing | 66 | 83 | Frazier | 47 | 799 | 17.0 | 87 | 6 |
| Passing | 127 | 127 | Stone | 38 | 344 | 9.1 | 37 | 4 |
| Penalty | 26 | 23 | Prebola | 29 | 349 | 12.0 | 54 | 1 |
| TOTAL NET YARDS | 3811 | 4418 | Mingo | 8 | 110 | 13.8 | 69 | 2 |
| Avg. Per Game | 272.2 | 335.0 | Bukaty | 14 | 94 | 6.7 | 13 | 0 |
| NET YARDS RUSHING | 1091 | 1633 | Stinnette | 11 | 58 | 5.3 | 15 | 1 |
| Avg. Per Game | 77.9 | 116.6 | Mingo | 8 | 110 | 13.8 | 69 | 2 |
| Total Rushes | 333 | 435 | Ames | 6 | 20 | 3.3 | 9 | 0 |
| Avg. Per Rush | 3.3 | 3.7 | Hill | 4 | 33 | 8.3 | 15 | 0 |
| NET YARDS PASSING | 2720 | 2785 | Sturm | 2 | -1 | -0.5 | 0 | 0 |
| Avg. Per Game | 194.3 | 198.9 | Traynham | 1 | -1 | -1.0 | -1 | 0 |
| Sacked/Yards Lost | 33/284 | 33/275 | BRONCOS | 265 | 3004 | 11.3 | 87 | 18 |
| Att./Completions | 568/265 | 433/194 | OPPONENTS | 194 | 3060 | 15.8 | — | 30 |
| Completion Pct. | 46.7 | 44.8 | INTERCEPTIONS | No. | Yds | Avg | LG | TD |
| Had Intercepted | 45 | 26 | Nugent | 7 | 77 | 11.0 | 30 | 0 |
| PUNTS/AVERAGE | 80/39.4 | 77/40.5 | Gonsoulin | 6 | 76 | 12.7 | 38 | 0 |
| PENALTIES/YARDS | 60/560 | 98/799 | McMillin | 5 | 56 | 11.2 | 26 | 0 |
| FUMBLES/BALL LOST | 40/23 | 25/14 | McNamara | 3 | 85 | 28.3 | 34 | 0 |
| TOUCHDOWNS | 32 | 56 | Hudson | 3 | 16 | 5.3 | 13 | 0 |
| Rushing | 11 | 17 | Stinnette | 1 | 40 | 40.0 | 40 | 0 |
| Passing | 18 | 30 | Lamberti | 1 | 5 | 5.0 | 5 | 0 |
| Defense>Returns | 3 | 9 | BRONCOS | 26 | 355 | 13.7 | 40 | 0 |
| PAT (Total) | 28 | 37 | OPPONENTS | 45 | 818 | 18.2 | — | 5 |
| Kicking | 27/27 | 36/38 | PUNTING | No. | Yds | Avg | LG | B |
| Running | 0/1 | 1/1 | Herring | 80 | 3149 | 39.4 | 63 | 0 |
| Passing | 1/1 | 0/1 | OPPONENTS | 77 | 3120 | 40.5 | — | 0 |
| FIELD GOALS | 8/25 | 13/26 | PUNT RETURNS | Ret | Yds | Avg | LG | TD |

| Score By Periods | 1 | 2 | 3 | 4 | OT | Total | PUNT RETURNS | Ret | Yds | Avg | LG | TD | | |
|------------------|----|-----|----|-----|-------|-------|--------------|-----|-----------------|------|------|------|-----|----|
| BRONCOS | 52 | 34 | 37 | 128 | — | 251 | Frazier | 18 | 231 | 12.8 | 55 | 1 | | |
| OPPONENTS | 75 | 143 | 95 | 119 | — | 432 | Carmichael | 7 | 58 | 8.3 | 29 | 0 | | |
| | | | | | | | McNamara | 4 | 17 | 4.3 | 9 | 0 | | |
| SCORING | TD | Ru | Pa | Rt | PAT | FG | \$ | PTS | Ames | 2 | 17 | 8.5 | 13 | 0 |
| Frazier | 8 | 1 | 6 | 1 | 0/0 | 0/0 | 0 | 50 | Gavin | 1 | 45 | 45.0 | 45t | 1 |
| Stone | 8 | 4 | 4 | — | 0/0 | 0/0 | 0 | 48 | Mingo | 1 | 1 | 1.0 | 1 | 0 |
| Bukaty | 5 | 5 | 0 | — | 0/0 | 0/0 | 1 | 32 | BRONCOS | 33 | 369 | 11.2 | 55 | 2 |
| Mingo | 2 | 0 | 2 | — | 11/11 | 3/10 | 0 | 32 | OPPONENTS | 26 | 368 | 14.2 | — | 2 |
| Hill | 0 | 0 | 0 | — | 16/16 | 5/15 | 0 | 31 | KICKOFF RETURNS | No. | Yds | Avg | LG | TD |
| Taylor | 4 | 0 | 4 | — | 0/0 | 0/0 | 0 | 24 | Frazier | 18 | 504 | 28.0 | 90t | 1 |
| Herring | 2 | 2 | 0 | — | 0/0 | 0/0 | 0 | 12 | Carmichael | 16 | 310 | 19.4 | 31 | 0 |
| Prebola | 1 | 0 | 1 | — | 0/0 | 0/0 | 0 | 8 | Ames | 12 | 240 | 20.0 | 30 | 0 |
| Gavin | 1 | 0 | 0 | 1 | 0/0 | 0/0 | 0 | 6 | Stone | 9 | 215 | 23.9 | 76 | 0 |
| Stinnette | 1 | 0 | 1 | — | 0/0 | 0/0 | 0 | 6 | Mingo | 4 | 120 | 30.0 | 30 | 0 |
| BRONCOS | 32 | 11 | 18 | 3 | 27/27 | 8/25 | 1 | 251 | Bukaty | 3 | 41 | 13.7 | 20 | 0 |
| OPPONENTS | 56 | 17 | 30 | 9 | 52/52 | 13/26 | 0 | 432 | Gonsoulin | 1 | 34 | 34.0 | 34 | 0 |
| | | | | | | | | | Hill | 1 | 23 | 23.0 | 23 | 0 |
| | | | | | | | | | Prebola | 1 | 8 | 8.0 | 8 | 0 |
| | | | | | | | | | Stinnette | 1 | 6 | 6.0 | 6 | 0 |
| | | | | | | | | | BRONCOS | 66 | 1501 | 22.7 | 90t | 1 |
| | | | | | | | | | OPPONENTS | 42 | 720 | 17.1 | — | 0 |

SACKS: Cash 7, Hauser 5.5, McFaddin 5, Hudson 2, Stinnette 2, McDaniel 2, Konovsky 1, Gavin 1, Holz 0.5, Team 7. TOTAL: 33

| PASSING | Att. | Comp. | Yds. | Cmp.% | Yd./Att. | TD | TD% | Int. | Int.% | LG |
|------------------|------------|------------|-------------|-------------|-------------|-----------|------------|-----------|------------|-----------|
| Tripucka | 344 | 167 | 1690 | 48.5 | 4.91 | 10 | 2.9 | 21 | 6.1 | 87 |
| Herring | 211 | 93 | 1160 | 44.1 | 5.50 | 5 | 2.4 | 22 | 10.4 | 54 |
| Mingo | 8 | 4 | 136 | 50.0 | 17.0 | 2 | 22.2 | 0 | 0.0 | 52 |
| Stone | 2 | 1 | 18 | 50.0 | 9.0 | 1 | 50.0 | 0 | 0.0 | 18 |
| Taylor | 2 | 0 | 0 | 0.0 | 0.00 | 0 | 0.0 | 1 | 100.0 | 0 |
| Frazier | 1 | 0 | 0 | 0.0 | 0.00 | 0 | 0.0 | 1 | 100.0 | 0 |
| BRONCOS | 568 | 265 | 3004 | 46.7 | 5.29 | 18 | 3.2 | 45 | 7.9 | 87 |
| OPPONENTS | 433 | 194 | 3060 | 44.8 | 7.07 | 30 | 6.3 | 26 | 5.5 | — |

1960 FINAL STATISTICS (4-9-1)

Head Coach: Frank Filchok AFL West: 4th Home Stadium: Bears Stadium

| Date | W-L | Score | Opponent | Attendance | RUSHING | No. | Yds. | Avg | LG | TD |
|---------|-----|-------|------------------|------------|------------------|------------|-------------|------------|-----------|-----------|
| Sept 9 | W | 13-10 | at Boston | 21,597 | Rolle | 130 | 501 | 3.9 | 57 | 2 |
| Sept 18 | W | 27-21 | at Buffalo | 15,229 | Mingo | 83 | 323 | 3.9 | 39 | 4 |
| Sept 23 | L | 24-28 | at N.Y. Titans | 20,462 | Bell | 43 | 238 | 5.5 | 68 | 0 |
| Oct 2 | W | 31-14 | Oakland | 18,372 | Carmichael | 41 | 211 | 5.1 | 47 | 2 |
| Oct 16 | L | 19-23 | L.A. Chargers | 19,141 | Stransky | 28 | 78 | 2.8 | 16 | 0 |
| Oct 23 | W | 31-24 | Boston | 12,683 | Wegert | 5 | 37 | 7.4 | 32 | 0 |
| Oct 30 | L | 14-17 | Dallas Texans | 13,002 | Carpenter | 4 | 13 | 3.3 | 9 | 0 |
| Nov 6 | L | 25-45 | Houston | 14,489 | McNamara | 17 | 33 | 1.9 | 7 | 1 |
| Nov 13 | L | 7-34 | at Dallas Texans | 21,000 | Brodnax | 15 | 18 | 1.2 | 7 | 0 |
| Nov 20 | L | 10-20 | at Houston | 20,778 | Allen | 30 | 18 | 0.6 | 4 | 1 |
| Nov 27 | T | 38-38 | Buffalo | 7,785 | Taylor | 2 | -6 | -3.0 | — | 0 |
| Dec 4 | L | 27-30 | N.Y. Titans | 5,861 | Herring | 5 | -46 | -9.2 | — | 0 |
| Dec 10 | L | 33-41 | at L.A. Chargers | 9,928 | Tripucka | 37 | -226 | -6.1 | — | 0 |
| Dec 16 | L | 10-48 | at Oakland | 7,000 | BRONCOS | 440 | 1195 | 2.7 | 68 | 10 |
| | | | | | OPPONENTS | 541 | 2145 | 4.0 | — | 23 |

| TEAM STATISTICS | Den | Opp | RECEIVING | No. | Yds | Avg | LG | TD |
|-------------------|---------|---------|----------------------|------------|-------------|-------------|-----------|-----------|
| TOTAL FIRST DOWNS | 248 | 254 | Taylor | 92 | 1235 | 13.4 | 80 | 12 |
| Rushing | 84 | 112 | Carmichael | 32 | 616 | 19.3 | 59 | 5 |
| Passing | 141 | 123 | Carpenter | 29 | 350 | 12.1 | 36 | 1 |
| Penalty | 23 | 19 | Rolle | 21 | 122 | 5.8 | 33 | 1 |
| TOTAL NET YARDS | 4442 | 5132 | Greer | 22 | 284 | 12.9 | 33 | 1 |
| Avg. Per Game | 317.3 | 366.5 | Mingo | 19 | 156 | 8.2 | 18 | 1 |
| NET YARDS RUSHING | 1195 | 2145 | Jessup | 9 | 120 | 13.3 | 26 | 1 |
| Avg. Per Game | 85.4 | 153.2 | Epperson | 11 | 99 | 9.0 | 16 | 0 |
| Total Rushes | 440 | 541 | McNamara | 7 | 143 | 20.4 | 55 | 1 |
| NET YARDS PASSING | 3247 | 2987 | Allen | 5 | 34 | 6.8 | 17 | 0 |
| Avg. Per Game | 231.9 | 213.4 | Brodnax | 5 | 39 | 7.8 | 19 | 1 |
| Att./Completions | 508/259 | 387/189 | Stransky | 3 | 11 | 3.7 | 11 | 0 |
| Completion Pct. | 51.0 | 48.7 | Carothers | 2 | 25 | 12.5 | 20 | 0 |
| Had Intercepted | 35 | 27 | Bell | 2 | 13 | 6.5 | 11 | 0 |
| PUNTS/AVERAGE | 70/37.3 | 67/39.0 | BRONCOS | 259 | 3247 | 12.5 | 80 | 24 |
| PENALTIES/YARDS | 54/501 | 62/633 | OPPONENTS | 188 | 2987 | 15.8 | — | 25 |
| FUMBLES/BALL LOST | 32/17 | 26/17 | INTERCEPTIONS | No. | Yds | Avg | LG | TD |
| TOUCHDOWNS | 37 | 49 | Gonsoulin | 11 | 98 | 8.9 | — | 0 |
| Rushing | 10 | 19 | McNamara | 4 | 63 | 15.8 | — | 0 |
| Passing | 24 | 25 | Pyeatt | 4 | 60 | 15.0 | — | 1 |
| Defense>Returns | 3 | 5 | Romine | 3 | 69 | 23.0 | — | 0 |

| Score By Periods | 1 | 2 | 3 | 4 | OT | Total | Year | 4 | 60 | 15.0 | — | 1 |
|------------------|----|-----|----|----|----|-------|----------|---|----|------|----|---|
| BRONCOS | 42 | 93 | 86 | 88 | — | 309 | Romine | 3 | 69 | 23.0 | — | 0 |
| OPPONENTS | 96 | 108 | 90 | 99 | — | 393 | King | 2 | 18 | 9.0 | — | 0 |
| | | | | | | | Alliston | 1 | 65 | 65.0 | 65 | 0 |

| | | | | | | | | | | | | | | |
|------------|----|----|----|----|-------|-------|----|-----|--------------|-----|------|------|-----|----|
| SCORING | TD | Ru | Pa | Rt | PAT | FG | \$ | PTS | Yolverton | 1 | 20 | 24.0 | 20t | 1 |
| Mingo | 6 | 4 | 1 | 1 | 33/36 | 18/28 | 0 | 123 | BRONCOS | 27 | 417 | 15.4 | 65 | 2 |
| Taylor | 12 | 0 | 12 | 0 | 0/0 | 0/0 | 0 | 72 | OPPONENTS | 35 | 340 | 9.7 | — | 3 |
| Carmichael | 7 | 2 | 5 | 0 | 0/0 | 0/0 | 0 | 42 | | | | | | |
| Rolle | 3 | 2 | 1 | 0 | 0/0 | 0/0 | 0 | 18 | PUNTING | No. | Yds | Avg | LG | B |
| McNamara | 2 | 1 | 1 | 0 | 0/0 | 0/0 | 0 | 12 | Herring | 70 | 2610 | 37.3 | 70 | 0 |
| Allen | 1 | 1 | 0 | 0 | 0/0 | 0/0 | 0 | 6 | OPPONENTS | 67 | 2611 | 39.0 | — | 0 |
| Brodnax | 1 | 0 | 1 | 0 | 0/0 | 0/0 | 0 | 6 | | | | | | |
| Carpenter | 1 | 0 | 1 | 0 | 0/0 | 0/0 | 0 | 6 | PUNT RETURNS | Ret | Yds | Avg | LG | TD |
| Greer | 1 | 0 | 1 | 0 | 0/0 | 0/0 | 0 | 6 | Carmichael | 15 | 101 | 6.7 | — | 0 |
| Pyatt | 1 | 0 | 0 | 1 | 0/0 | 0/0 | 0 | 6 | McNamara | 11 | 68 | 6.2 | — | 0 |
| Yolverton | 1 | 0 | 0 | 1 | 0/0 | 0/0 | 0 | 6 | Mingo | 3 | 92 | 30.7 | 76t | 1 |
| Jessup | 1 | 0 | 1 | 0 | 0/0 | 0/0 | 0 | 6 | BRONCOS | 29 | 261 | 9.0 | 76t | 1 |
| BRONCOS | 37 | 10 | 24 | 3 | 33/36 | 18/28 | 0 | 309 | OPPONENTS | 20 | 149 | 7.5 | — | 1 |
| OPPONENTS | 49 | 19 | 25 | 5 | 44/47 | 17/27 | 0 | 393 | | | | | | |

DENVER BRONCOS STARTERS, 1960-2005

Listed below are the usual starters, by position, for the Denver Broncos on a season-by-season basis from 1960-2005. A player must have been the starter for the majority of the games that season to be designated as the starter. If the number of starting assignments at a position were virtually equal, two players have been listed, with the player who had the greater playing time listed first. The term "Ret" is used to designate someone who was a kick return specialist.

| 1960 | | | | 1961 | | | | 1962 | | | | 1963 | | | |
|----------------|----|-------------------|--|----------------|----|-------------------------|--|----------------|----|--------------------|--|----------------|----|--------------------|--|
| OFFENSE | | | | OFFENSE | | | | OFFENSE | | | | OFFENSE | | | |
| LE | 87 | Lionel Taylor | | LE | 87 | Lionel Taylor | | LE | 87 | Lionel Taylor | | SE | 87 | Lionel Taylor | |
| LT | 85 | Jim Greer | | LT | 77 | Jack Mattox | | LT | 72 | Jerry Sturm | | LT | 76 | Harold Olson | |
| LG | 74 | Gordon Holz | | LG | 60 | Ken Adamson | | LG | 71 | Jim Perkins | | LG | 71 | Jim Perkins | |
| LG | 60 | Ken Adamson | | LG | 51 | Mike Nichols | | LG | 60 | Ken Adamson | | LG | 67 | Bob McCullough | |
| C | 51 | Mike Nichols | | C | 51 | Mike Nichols | | C | 52 | Jim Barton | | C | 72 | Jerry Sturm | |
| RG | 71 | Willie Smith | | RG | 77 | Carl Carpenter | | RG | 67 | Bob McCullough | | RG | 62 | Ernie Barnes | |
| RT | 75 | Eldon Danenhauer | | RT | 75 | Eldon Danenhauer | | RT | 75 | Eldon Danenhauer | | RT | 75 | Eldon Danenhauer | |
| RE | 81 | Bill Jessup | | TE | 88 | Gene Prebola | | TE | 88 | Gene Prebola | | TE | 88 | Gene Prebola | |
| FL | 41 | Bob McNamara | | FL | 42 | Al Frazier (Ret) | | FL | 82 | Bob Scarpitto | | FL | 82 | Bob Scarpitto | |
| QB | 18 | Ken Carpenter | | QB | 18 | Frank Tripucka | | QB | 42 | Al Frazier (Ret) | | QB | 83 | Bill Groman | |
| QB | 18 | Frank Tripucka | | QB | 16 | George Herring | | QB | 16 | George Shaw | | QB | 17 | Mickey Slaughter | |
| HB | 20 | Henry Bell | | HB | 34 | Don Stone | | HB | 34 | Don Stone | | HB | 34 | Don Stone | |
| FB | 21 | Gene Mingo | | FB | 33 | Fred Bukaty | | FB | 35 | Bo Dickinson | | FB | 3 | Billy Joe | |
| P | 16 | George Herring | | P | 16 | George Herring | | P | 55 | Jim Fraser | | P | 51 | Jim Fraser | |
| PK | 21 | Gene Mingo | | PK | 21 | Gene Mingo/84 Jack Hill | | PK | 21 | Gene Mingo | | PK | 21 | Gene Mingo | |
| Ret | 40 | Al Carmichael | | | | | | | | | | Ret | 27 | Charley Mitchell | |
| DEFENSE | | | | DEFENSE | | | | DEFENSE | | | | DEFENSE | | | |
| LE | 65 | Joe Young | | LE | 66 | John Cash | | DE | 61 | Chuck Gavin | | LE | 83 | Ray Jacobs | |
| LT | 70 | Don King | | LT | 64 | Bud McFadin | | DT | 64 | Bud McFadin | | LT | 62 | Jerry Inman | |
| LT | 64 | Bud McFadin | | DT | 73 | Ike Lassiter | | DT | 73 | Ike Lassiter | | RT | 63 | Rex Mirich | |
| RT | 67 | John Hatley | | RT | 74 | Gordon Holz | | DT | 74 | Gordon Holz | | RE | 87 | Richard Jackson | |
| RE | 61 | Chuck Gavin | | RE | 61 | Chuck Gavin | | DT | 66 | John Cash | | LLB | 50 | Carl Cunningham | |
| LLB | 33 | Pete Manuquum | | LLB | 53 | Bob Hudson | | LLB | 55 | Jim Fraser | | MLB | 57 | John Huard | |
| LLB | 33 | Pete Manuquum | | MLB | 55 | Wahoo McDaniel | | MLB | 55 | Wahoo McDaniel | | RLB | 52 | Fred Forsberg | |
| MLB | 34 | Hardy Brown | | MLB | 55 | Wahoo McDaniel | | MLB | 55 | Wahoo McDaniel | | RLB | 54 | Chip Myrtle | |
| RLB | 52 | Frank Kutchta | | RLB | 68 | Bill Roehnelt | | LLB | 68 | Bill Roehnelt | | LC | 20 | Charlie Greer | |
| RLB | 84 | Albert Day | | LC | 62 | Jerry Stalcup | | LCB | 47 | John McGeever | | RC | 23 | Drake Garrett | |
| LC | 43 | Frank Bernardi | | LC | 41 | Bob McNamara | | RCB | 45 | Jim McMillin | | FS | 28 | Jack Lentz | |
| LC | 41 | Bob McNamara | | RC | 45 | Jim McMillan | | LS | 46 | Bob Zeman | | SS | 43 | Pete Jacquess | |
| RC | 83 | John Pyeatt | | LS | 23 | Goose Gonsoulin | | LS | 46 | Bob Zeman | | SS | 34 | Gus Hollomon | |
| RS | 23 | Goose Gonsoulin | | RS | 23 | Goose Gonsoulin | | RS | 23 | Goose Gonsoulin | | | | | |
| 1964 | | | | 1965 | | | | 1966 | | | | 1967 | | | |
| OFFENSE | | | | OFFENSE | | | | OFFENSE | | | | OFFENSE | | | |
| SE | 87 | Lionel Taylor | | SE | 87 | Lionel Taylor | | SE | 87 | Lionel Taylor | | SE | 41 | Eric Crabtree | |
| LT | 73 | Harold Olson | | LT | 77 | Bob Breitenstein | | LT | 76 | Bob Breitenstein | | LT | 64 | Sam Brunelli | |
| LG | 71 | Jim Perkins | | LG | 72 | Jerry Sturm | | LG | 72 | Jerry Sturm | | LG | 67 | George Goeddeke | |
| LG | 68 | Tom Nomina | | C | 52 | Ray Kubala | | C | 52 | Ray Kubala | | C | 59 | Larry Kaminski | |
| C | 72 | Jerry Sturm | | RG | 67 | Bob McCullough | | RG | 79 | John Gonzaga | | RG | 73 | Pat Mattson | |
| RG | 67 | Bob McCullough | | RT | 75 | Eldon Danenhauer | | RT | 74 | Lee Burnet | | RT | 78 | Tom Chichowski | |
| RT | 75 | Eldon Danenhauer | | TE | 30 | Hewitt Dixon | | TE | 88 | Al Denson | | TE | 85 | Tom Beer | |
| TE | 30 | Hewitt Dixon | | FL | 82 | Bob Scarpitto | | FL | 82 | Bob Scarpitto | | FL | 88 | Al Denson | |
| FL | 82 | Bob Scarpitto | | QB | 8 | Mickey Slaughter | | QB | 10 | John McCormick | | QB | 13 | Steve Tensi | |
| QB | 15 | Jacky Lee | | QB | 10 | John McCormick | | QB | 15 | Max Chobolan | | QB | 14 | Steve Tensi | |
| HB | 7 | Mickey Slaughter | | HB | 28 | Abner Haynes (Ret) | | HB | 28 | Abner Haynes (Ret) | | HB | 44 | Floyd Little (Ret) | |
| HB | 28 | Abner Haynes | | FB | 27 | Charlie Mitchell | | FB | 27 | Charlie Mitchell | | FB | 31 | Charlie Mitchell | |
| FB | 3 | Billy Joe | | FB | 2 | Cookie Gilchrist | | FB | 33 | Wendell Hayes | | FB | 33 | Wendell Hayes | |
| P | 51 | Jim Fraser | | P | 82 | Bob Scarpitto | | P | 82 | Bob Scarpitto | | P | 82 | Bob Scarpitto | |
| PK | 21 | Gene Mingo | | PK | 12 | Gary Kroner | | PK | 12 | Gary Kroner | | PK | 2 | Bob Humphreys | |
| Ret | 42 | Odell Barry | | Ret | 42 | Odell Barry | | Ret | 42 | Odell Barry | | | | | |
| DEFENSE | | | | DEFENSE | | | | DEFENSE | | | | DEFENSE | | | |
| LE | 83 | Ray Jacobs | | LE | 80 | Ed Cooke | | LE | 81 | Max Leetow | | LE | 75 | Rex Mirich | |
| LT | 77 | Dick Guesman | | LT | 83 | Ray Jacobs | | LT | 83 | Ray Jacobs | | LT | 62 | Jerry Inman | |
| LT | 70 | Charlie Janerette | | RT | 80 | Charlie Janerette | | RT | 66 | Larry Cox | | RT | 63 | Dave Costa | |
| RE | 80 | Ed Cooke | | RE | 81 | Max Leetow | | RE | 60 | Bob Young | | RE | 87 | Richard Jackson | |
| RE | 78 | Leroy Moore | | LLB | 53 | Tom Erlandson | | LLB | 50 | Jerry Hopkins | | LLB | 50 | Carl Cunningham | |
| LLB | 50 | Jerry Hopkins | | MLB | 54 | Jerry Hopkins | | MLB | 55 | Eugene Jeter | | MLB | 57 | John Huard | |
| MLB | 55 | Marv Matuszak | | MLB | 54 | Ed Cummings | | MLB | 55 | Archie Matsos | | MLB | 58 | Tom Graham | |
| RLB | 51 | Jim Fraser | | RLB | 56 | John Bramlett | | RLB | 56 | John Bramlett | | RLB | 58 | Tom Graham | |
| LC | 24 | Willie Brown | | LC | 24 | Willie Brown | | LC | 24 | Willie Brown | | LC | 21 | Frank Richter | |
| RC | 20 | Willie West | | RC | 47 | John McGeever | | RC | 48 | Nemiah Wilson | | RC | 48 | Nemiah Wilson | |
| LS | 46 | John Griffin | | LS | 44 | Miller Farr | | LS | 42 | Lonnie Wright | | FS | 28 | Jack Lentz | |
| RS | 23 | Goose Gonsoulin | | RS | 23 | Goose Gonsoulin | | RS | 23 | Goose Gonsoulin | | SS | 43 | Pete Jacquess | |
| | | | | | | | | | | | | SS | 45 | Tom Cassese | |

| 1968 | | | | 1969 | | | | 1970 | | | | 1971 | | | |
|---------|----|--------------------|--|---------|----|----------------------|--|---------|----|----------------------|--|---------|---------------|----------------------|--|
| OFFENSE | | | | OFFENSE | | | | OFFENSE | | | | OFFENSE | | | |
| SE | 88 | Al Denson | | SE | 88 | Al Denson | | SE | 88 | Al Denson | | SE | 42 | Bill Van Heusen | |
| | 42 | Billy Van Heusen | | | 84 | Mike Haffner | | | 42 | Bill Van Heusen | | | 80 | Jerry Simmons | |
| LT | 72 | Sam Brunelli | | LT | 72 | Sam Brunelli | | LT | 72 | Sam Brunelli | | LT | 75 | Roger Shoals | |
| LG | 67 | George Goeddeke | | LG | 67 | George Goeddeke | | LG | 67 | George Goeddeke | | LG | 68 | Larron Jackson | |
| C | 59 | Larry Kaminski | | C | 59 | Larry Kaminski | | C | 59 | Larry Kaminski | | C | 59 | Larry Kaminski | |
| | | | | | | | | | | | | | | George Goeddeke | |
| RG | 60 | Bob Young | | RG | 60 | Bob Young | | RG | 60 | Bob Young | | RG | 64 | Mike Schnitker | |
| | 64 | Jon Homan | | | 74 | Mike Current | | | 74 | Mike Current | | | 61 | Tom Lyons | |
| RT | 74 | Mike Current | | RT | 74 | Mike Current | | RT | 73 | Mike Current | | RT | 74 | Mike Current | |
| TE | 85 | Tom Beer | | TE | 85 | Tom Beer | | TE | 81 | Jim Whalen | | TE | 81 | Billy Masters | |
| | | | | | 82 | Dave Pivec | | | 84 | Billy Masters | | | | | |
| WR | 41 | Eric Crabtree | | WR | 89 | John Embree | | WR | 84 | Mike Haffner | | WR | 40 | Jack Gehrke | |
| | 80 | Jimmy Jones | | | | | | | | | | | 82 | Dwight Harrison | |
| QB | 15 | Marlin Briscoe | | QB | 13 | Steve Tensi | | QB | 14 | Peter Liske | | QB | 10 | Steve Ramsey | |
| | 13 | Steve Tensi | | | 14 | Peter Liske | | | 13 | Steve Tensi | | | 13 | Don Horn | |
| HB | 44 | Floyd Little (Ret) | | HB | 44 | Floyd Little | | HB | 44 | Floyd Little | | HB | 44 | Floyd Little | |
| | 22 | Fran Lynch | | | 26 | Frank Quayle | | | 11 | Bobby Anderson (Ret) | | | 22 | Fran Lynch | |
| FB | 32 | Garrett Ford | | FB | 22 | Fran Lynch | | FB | 33 | Willis Greshaw | | FB | 11 | Bobby Anderson | |
| | 40 | Brendan McCarthy | | | 39 | Tom Smiley | | | 35 | Clem Turner | | | | | |
| P | 42 | Billy Van Heusen | | P | 42 | Bill Van Heusen | | P | 42 | Bill Van Heusen | | P | 42 | Bill Van Heusen | |
| | | | | | 34 | Gus Holloman | | | | | | | | | |
| PK | 3 | Bobby Howfield | | PK | 3 | Bob Howfield | | PK | 3 | Bob Howfield | | PK | 15 | Jim Turner | |
| | | | | Ret | 29 | Wandy Williams | | | | | | | | | |
| DEFENSE | | | | DEFENSE | | | | DEFENSE | | | | DEFENSE | | | |
| LE | 55 | Pete Duranko | | LE | 87 | Rich Jackson | | LE | 87 | Rich Jackson | | LE | 87 | Rich Jackson | |
| | 70 | Paul Smith | | | | | | | | | | | | | |
| LT | 62 | Jerry Inman | | LT | 70 | Paul Smith | | LT | 70 | Paul Smith | | LT | 63 | Dave Costa | |
| | 75 | Rex Mirich | | | 62 | Jerry Inman | | | | | | | | | |
| RT | 63 | Dave Costa | | RT | 63 | Dave Costa | | RT | 63 | Dave Costa | | RT | 70 | Paul Smith | |
| RE | 87 | Richard Jackson | | RE | 55 | Pete Duranko | | RE | 55 | Pete Duranko | | RE | 77 | Lyle Alzado | |
| LLB | 50 | Carl Cunningham | | LLB | 50 | Carl Cunningham | | LLB | 50 | Carl Cunningham | | LLB | 50 | Olen Underwood | |
| MLB | 57 | John Huard | | MLB | 57 | John Huard | | MLB | 52 | Fred Forsberg | | MLB | 52 | Fred Forsberg | |
| | | | | | | | | | | | | | | | |
| RLB | 52 | Fred Forsberg | | RLB | 54 | Chip Myrtle | | RLB | 54 | Chip Myrtle | | RLB | 54 | Chip Myrtle | |
| | 54 | Chip Myrtle | | | | | | | | | | | | | |
| LC | 20 | Charlie Greer | | LC | 40 | Grady Cavness | | LC | 28 | Cornell Gordon | | LC | 41 | Leroy Mitchell | |
| RC | 23 | Drake Garrett | | RC | 36 | Billy Thompson (Ret) | | RC | 36 | Billy Thompson (Ret) | | RC | 36 | Billy Thompson (Ret) | |
| FS | 28 | Jack Lentz | | FS | 43 | Pete Jacquess | | FS | 43 | Pete Jacquess | | FS | 26 | George Saines | |
| | | | | | 41 | George Burrell | | | 47 | Paul Martha | | | | | |
| SS | 43 | Pete Jacquess | | SS | 20 | Charles Greer | | SS | 20 | Charles Greer | | SS | 20 | Charles Greer | |
| | 34 | Gus Hollomon | | | | | | | | | | | | | |
| 1972 | | | | 1973 | | | | 1974 | | | | 1975 | | | |
| OFFENSE | | | | OFFENSE | | | | OFFENSE | | | | OFFENSE | | | |
| WR | 84 | Rod Sherman | | WR | 25 | Haven Moses | | WR | 25 | Haven Moses | | WR | 80 | Rick Upchurch (Ret) | |
| | 25 | Haven Moses | | | | | | | 42 | Bill Van Heusen | | | 42 | Bill Van Heusen | |
| LT | 78 | Marv Montgomery | | LT | 78 | Marv Montgomery | | LT | 71 | Claude Minor | | LT | 71 | Claude Minor | |
| LG | 68 | Larron Jackson | | LG | 64 | Mike Schnitker | | LG | 68 | Larron Jackson | | LG | 61 | Tom Lyons | |
| | | | | | | | | | 61 | Tom Lyons | | | | | |
| C | 59 | Larry Kaminski | | C | 50 | Bobby Maples | | C | 50 | Bobby Maples | | C | 50 | Bobby Maples | |
| RG | 64 | Mike Schnitker | | RG | 61 | Larry Kaminski | | RG | 60 | Paul Howard | | RG | 60 | Paul Howard | |
| RT | 74 | Mike Current | | RT | 74 | Mike Current | | RT | 74 | Mike Current | | RT | 74 | Mike Current | |
| | | | | | | | | | | | | | | | |
| TE | 81 | Billy Masters | | TE | 88 | Riley Odoms | | TE | 88 | Riley Odoms | | TE | 78 | Marv Montgomery | |
| | 88 | Riley Odoms | | | 84 | Billy Masters | | | 82 | Billy Masters | | | 88 | Riley Odoms | |
| WR | 80 | Jerry Simmons | | WR | 84 | Gene Washington | | WR | 80 | Jerry Simmons | | WR | 25 | Haven Moses | |
| | | | | | 80 | Jerry Simmons | | | | | | | 82 | Jack Dolbin | |
| QB | 12 | Charley Johnson | | QB | 12 | Charley Johnson | | QB | 12 | Charley Johnson | | QB | 10 | Steve Ramsey | |
| | 10 | Steve Ramsey | | | 10 | Steve Ramsey | | | 10 | Steve Ramsey | | | 12 | Charlie Johnson | |
| HB | 44 | Floyd Little | | HB | 44 | Floyd Little | | HB | 24 | Otis Armstrong (Ret) | | HB | 44 | Floyd Little (Ret) | |
| | 22 | Fran Lynch | | | 24 | Otis Armstrong (Ret) | | | 24 | Floyd Little | | | 24 | Otis Armstrong | |
| FB | 11 | Bobby Anderson | | FB | 33 | Joe Dawkins | | FB | 32 | Jon Keyworth | | FB | 32 | Jon Keyworth | |
| | 33 | Joe Dawkins (Ret) | | | 11 | Bobby Anderson | | | | | | | 22 | Fran Lynch | |
| P | 42 | Bill Van Heusen | | P | 42 | Bill Van Heusen | | P | 42 | Bill Van Heusen | | P | 42 | Bill Van Heusen | |
| PK | 15 | Jim Turner | | PK | 15 | Jim Turner | | PK | 15 | Jim Turner | | PK | 15 | Jim Turner | |
| DEFENSE | | | | DEFENSE | | | | DEFENSE | | | | DEFENSE | | | |
| RE | 77 | Lyle Alzado | | RE | 77 | Lyle Alzado | | RE | 77 | Lyle Alzado | | LE | 79 | Barney Chavous | |
| | 76 | Tom Domres | | | 79 | Barney Chavous | | | 55 | Pete Duranko | | LT | 63 | John Grant | |
| LT | 70 | Paul Smith | | LT | 70 | Paul Smith | | LT | 63 | John Grant | | RT | 70 | Rubin Carter | |
| | | | | | | | | | 75 | Ed Smith | | | 68 | Paul Smith | |
| LE | 55 | Pete Duranko | | LE | 55 | Pete Duranko | | LE | 79 | Barney Chavous | | RE | 77 | Lyle Alzado | |
| RLB | 54 | Chip Myrtle | | RLB | 56 | Ray May | | RLB | 66 | Jim O'Malley | | LLB | 57 | Tom Jackson | |
| MLB | 58 | Tom Graham | | MLB | 58 | Tom Graham | | MLB | 56 | Ray May | | MLB | 52 | Randy Gradishar | |
| | | | | | | | | | 52 | Randy Gradishar | | | | | |
| LLB | 52 | Fred Forsberg | | LLB | 56 | Dan Parish | | LLB | 45 | Bill Laskey | | RLB | 59 | Joe Rizzo | |
| | | | | | | | | | 57 | Tom Jackson | | | 51 | Bob Swenson | |
| RC | 36 | Billy Thompson | | RC | 26 | Calvin Jones | | RC | 26 | Calvin Jones | | LC | 20 | Louis Wright | |
| LC | 41 | Leroy Mitchell | | LC | 41 | Leroy Mitchell | | LC | 46 | John Rowser | | RC | 26 | Barney Jones | |
| | | | | | | | | | | | | 48 | Earlie Thomas | | |
| WS | 23 | Steve Preece | | WS | 20 | Charles Greer | | WS | 20 | Charles Greer | | WS | 46 | John Rowser | |
| | | | | | | | | | 48 | John Pitts | | | | | |
| SS | 20 | Charles Greer | | SS | 36 | Billy Thompson (Ret) | | SS | 36 | Billy Thompson (Ret) | | SS | 36 | Billy Thompson | |

| 1976 | | | | 1977 | | | | 1978 | | | | 1979 | | | |
|---------|----|---------------------|--|---------|----|---------------------|--|---------|----|---------------------|--|---------|----|---------------------|--|
| OFFENSE | | | | OFFENSE | | | | OFFENSE | | | | OFFENSE | | | |
| WR | 80 | Rick Upchurch (Ret) | | WR | 82 | Jack Dolbin | | WR | 82 | Jack Dolbin | | WR | 80 | Rick Upchurch (Ret) | |
| LT | 82 | Jack Dolbin | | LT | 80 | Rick Upchurch (Ret) | | LT | 80 | Rick Upchurch (Ret) | | LT | 71 | Claudie Minor | |
| LG | 75 | Bill Bain | | LG | 74 | Andy Mauer | | LG | 71 | Claudie Minor | | LG | 62 | Tom Glassic | |
| C | 62 | Tom Glassic | | C | 62 | Mike Montlier | | C | 64 | Bill Bryan | | C | 64 | Bill Bryan | |
| RG | 50 | Bobby Maples | | RG | 52 | Mike Montlier | | RG | 60 | Paul Howard | | RG | 60 | Paul Howard | |
| RT | 61 | Tom Lyons | | RT | 60 | Paul Howard | | RT | 76 | Tom Neville | | RT | 70 | Dave Studdard | |
| | 71 | Claudie Minor | | | 71 | Claudie Minor | | | 65 | Glenn Hyde | | | 76 | Ken Lanier | |
| TE | 88 | Riley Odoms | | TE | 88 | Riley Odoms | | TE | 88 | Riley Odoms | | TE | 88 | Riley Odoms | |
| | | | | | | | | | 85 | Ron Egloff | | | | | |
| WR | 25 | Haven Moses | | WR | 25 | Haven Moses | | WR | 25 | Haven Moses | | WR | 25 | Haven Moses | |
| QB | 10 | Steve Ramsey | | QB | 7 | Craig Morton | | QB | 7 | Craig Morton | | QB | 7 | Craig Morton | |
| | | | | | | | | | 14 | Norris Weese | | | 14 | Norris Weese | |
| HB | 24 | Otis Armstrong | | HB | 24 | Otis Armstrong | | HB | 24 | Otis Armstrong | | HB | 24 | Otis Armstrong | |
| | 35 | Lonnie Perrin (Ret) | | | 41 | Rob Lytle | | | 35 | Lonnie Perrin (Ret) | | | 41 | Rob Lytle | |
| FB | 32 | Jon Keyworth | | FB | 32 | Jon Keyworth | | FB | 32 | Jon Keyworth | | FB | 30 | Jim Jensen | |
| | 33 | Jim Kluck | | | 35 | Lonnie Perrin | | | 35 | Larry Canada | | | 32 | Jon Keyworth | |
| P | 42 | Bill Van Heusen | | P | 10 | Bucky Dilts | | P | 10 | Bucky Dilts | | P | 11 | Luke Prestridge | |
| | 14 | Norris Weese | | | | | | | | | | | | | |
| PK | 15 | Jim Turner | | PK | 15 | Jim Turner | | PK | 15 | Jim Turner | | PK | 15 | Jim Turner | |
| DEFENSE | | | | DEFENSE | | | | DEFENSE | | | | DEFENSE | | | |
| LE | 79 | Barney Chavous | | LE | 79 | Barney Chavous | | LE | 79 | Barney Chavous | | LE | 79 | Barney Chavous | |
| NT | 63 | John Grant | | NT | 68 | Rubin Carter | | NT | 68 | Rubin Carter | | NT | 68 | Rubin Carter | |
| | 68 | Rubin Carter | | | 63 | John Grant | | | 66 | Brisen Manor | | | 66 | Brisen Manor | |
| RE | 70 | Paul Smith | | RE | 77 | Lyle Alzado | | RE | 77 | Lyle Alzado | | RE | 51 | Bob Swenson | |
| LOLB | 51 | Bob Swenson | | LOLB | 51 | Bob Swenson | | LO | 51 | Bob Swenson | | LO | 51 | Bob Swenson | |
| LILB | 59 | Joe Rizzo | | LILB | 59 | Joe Rizzo | | LI | 59 | Joe Rizzo | | LI | 59 | Joe Rizzo | |
| | | | | | | | | | 58 | Rob Nairne | | | 58 | Rob Nairne | |
| MILB | 52 | Randy Gradishar | | MILB | 52 | Randy Gradishar | | RI | 53 | Randy Gradishar | | RI | 53 | Randy Gradishar | |
| ROLB | 57 | Tom Jackson | | ROLB | 57 | Tom Jackson | | RO | 57 | Tom Jackson | | RO | 57 | Tom Jackson | |
| LC | 20 | Louis Wright | | LC | 20 | Louis Wright | | LC | 20 | Louis Wright | | LC | 20 | Louis Wright | |
| RC | 26 | Calvin Jones | | RC | 43 | Steve Foley | | RC | 43 | Steve Foley | | RC | 43 | Steve Foley | |
| | 43 | Steve Foley | | | | | | | | | | | | | |
| WS | 46 | John Rowser | | WS | 29 | Bernard Jackson | | WS | 29 | Bernard Jackson | | WS | 29 | Bernard Jackson | |
| | | | | | | | | | 40 | Charlie West | | | 40 | Charlie West | |
| SS | 36 | Billy Thompson | | SS | 36 | Billy Thompson | | SS | 36 | Billy Thompson | | SS | 36 | Billy Thompson | |

| 1980 | | | | 1981 | | | | 1982 | | | | 1983 | | | |
|---------|----|---------------------|--|---------|----|-------------------|--|---------|----|---------------------|--|---------|----|--------------------|--|
| OFFENSE | | | | OFFENSE | | | | OFFENSE | | | | OFFENSE | | | |
| WR | 80 | Rick Upchurch (Ret) | | WR | 80 | Rick Upchurch | | WR | 80 | Rick Upchurch (Ret) | | WR | 80 | Rick Upchurch | |
| LT | 71 | Claudie Minor | | LT | 71 | Claudie Minor | | LT | 71 | Claudie Minor | | LT | 70 | Dave Studdard | |
| LG | 62 | Tom Glassic | | LG | 62 | Tom Glassic | | LG | 62 | Tom Glassic | | LG | 62 | Tom Glassic | |
| C | 64 | Bill Bryan | | C | 64 | Bill Bryan | | C | 64 | Bill Bryan | | C | 64 | Bill Bryan | |
| RG | 60 | Paul Howard | | RG | 60 | Paul Howard | | RG | 70 | Dave Studdard | | RG | 60 | Paul Howard | |
| RT | 70 | Dave Studdard | | RT | 70 | Dave Studdard | | RT | 76 | Ken Lanier | | RT | 76 | Ken Lanier | |
| TE | 88 | Riley Odoms | | TE | 88 | Riley Odoms | | TE | 88 | Riley Odoms | | TE | 85 | Ron Egloff | |
| | | | | | 85 | Ron Egloff | | | 87 | Jim Wright | | | 87 | Jim Wright | |
| WR | 25 | Haven Moses | | WR | 81 | Steve Watson | | WR | 81 | Steve Watson | | WR | 81 | Steve Watson | |
| QB | 7 | Craig Morton | | QB | 7 | Craig Morton | | QB | 17 | Steve DeBerg | | QB | 17 | Steve DeBerg | |
| | 17 | Matt Robinson | | | 25 | Haven Moses | | | 7 | John Elway | | | 7 | John Elway | |
| HB | 24 | Otis Armstrong | | HB | 46 | Dave Preston | | HB | 47 | Gerald Willhite | | HB | 23 | Sammy Winder | |
| | 46 | Dave Preston | | | 32 | Tony Reed | | | 23 | Sammy Winder | | | 47 | Gerald Willhite | |
| FB | 30 | Jim Jensen | | FB | 24 | Rick Parros | | FB | 24 | Rick Parros | | FB | 34 | Nathan Poole | |
| | 32 | Jon Keyworth | | | 46 | Dave Preston | | | 46 | Dave Preston | | | 46 | Dave Preston | |
| P | 11 | Luke Prestridge | | P | 11 | Luke Prestridge | | P | 11 | Luke Prestridge | | P | 11 | Luke Prestridge | |
| PK | 19 | Fred Steinfert | | PK | 19 | Fred Steinfert | | PK | 3 | Rich Karlis | | PK | 3 | Rich Karlis | |
| KR | 82 | Larry Brunson | | Ret | 83 | Wade Manning | | Ret | 83 | Wade Manning | | Ret | 82 | Zack Thomas | |
| DEFENSE | | | | DEFENSE | | | | DEFENSE | | | | DEFENSE | | | |
| LE | 79 | Barney Chavous | | LE | 79 | Barney Chavous | | LE | 79 | Barney Chavous | | LE | 79 | Barney Chavous | |
| NT | 68 | Rubin Carter | | NT | 68 | Rubin Carter | | NT | 68 | Rubin Carter | | NT | 68 | Rubin Carter | |
| | | | | | | | | | 72 | Don Latimer | | | 75 | Rulon Jones | |
| RE | 66 | Brisen Manor | | RE | 75 | Rulon Jones | | RE | 75 | Rulon Jones | | RE | 66 | Brisen Manor | |
| LO | 58 | Rob Nairne | | LO | 51 | Bob Swenson | | LO | 50 | Jim Ryan | | LO | 50 | Jim Ryan | |
| LI | 56 | Larry Evans | | LI | 56 | Larry Evans | | LI | 56 | Larry Evans | | LI | 53 | Randy Gradishar | |
| RI | 53 | Randy Gradishar | | RI | 52 | Randy Gradishar | | RI | 53 | Randy Gradishar | | RI | 58 | Steve Busick | |
| RO | 57 | Tom Jackson | | RO | 57 | Tom Jackson | | RO | 57 | Tom Jackson | | RO | 57 | Tom Jackson | |
| LC | 20 | Louis Wright | | LC | 20 | Louis Wright | | LC | 20 | Louis Wright | | LC | 20 | Louis Wright | |
| | | | | | 45 | Perry Smith | | | | | | | | | |
| RC | 22 | Aaron Kyle | | RC | 22 | Aaron Kyle | | RC | 22 | Aaron Kyle | | RC | 31 | Mike Harden | |
| | 45 | Perry Smith | | | | | | | 45 | Steve Wilson | | | 45 | Steve Wilson (Ret) | |
| WS | 43 | Steve Foley | | WS | 43 | Steve Foley | | WS | 31 | Mike Harden | | WS | 45 | Steve Foley | |
| | | | | | 31 | Mike Harden (Ret) | | | 43 | Steve Foley | | | | | |
| SS | 36 | Billy Thompson | | SS | 36 | Billy Thompson | | SS | 49 | Dennis Smith | | SS | 49 | Dennis Smith | |

| 1984 | | | | 1985 | | | | 1986 | | | | 1987 | | | | |
|---------|----|-----------------------|--|---------|----|-----------------------|--|---------|-----------|-----------------------|--|---------|---------------|------------------|--|--|
| OFFENSE | | | | OFFENSE | | | | OFFENSE | | | | OFFENSE | | | | |
| WR | 86 | Butch Johnson | | WR | 86 | Butch Johnson | | WR | 82 | Vance Johnson | | WR | 82 | Vance Johnson | | |
| LT | 84 | Clint Sampson | | | 82 | Vance Johnson (Ret) | | | 80 | Mark Jackson | | | 80 | Mark Jackson | | |
| LG | 70 | Dave Studdard | | LT | 70 | Dave Studdard | | LT | 70 | Dave Studdard | | LT | 70 | Dave Studdard | | |
| C | 64 | Keith Bishop | | LG | 54 | Keith Bishop | | LG | 54 | Keith Bishop | | LG | 54 | Keith Bishop | | |
| | | Bill Bryan | | C | 64 | Bill Bryan | | C | 64 | Bill Bryan | | C | 64 | Bill Bryan | | |
| RG | 60 | Paul Howard | | RG | 60 | Paul Howard | | RG | 60 | Paul Howard | | RG | 62 | Larry Lee | | |
| RT | 76 | Ken Lanier | | RT | 76 | Ken Lanier | | RT | 76 | Ken Lanier | | RT | 76 | Ken Lanier | | |
| TE | 88 | Clarence Kay | | TE | 88 | Clarence Kay | | TE | 88 | Clarence Kay | | TE | 88 | Clarence Kay | | |
| | 87 | Jim Wright | | | 87 | Jim Wright | | | 89 | Orson Mobley | | | 89 | Orson Mobley | | |
| WR | 81 | Steve Watson | | WR | 81 | Steve Watson | | WR | 81 | Steve Watson | | WR | 84 | Ricky Nattiel | | |
| | | | | | 84 | Clint Sampson | | | 84 | Clint Sampson | | | 85 | Rick Massie | | |
| QB | 7 | John Elway | | QB | 7 | John Elway | | QB | 7 | John Elway | | QB | 7 | John Elway | | |
| | | Gary Kubiak | | | | | | | | | | | | | | |
| RB | 47 | Gerald Willhite (Ret) | | RB | 23 | Sammy Winder | | RB | 23 | Sammy Winder | | RB | 12 | Ken Karcher | | |
| | 33 | Gene Lang (Ret) | | | 33 | Gene Lang | | | 30 | Steve Sewell | | | 23 | Sammy Winder | | |
| RB | 23 | Sammy Winder | | RB | 30 | Steve Sewell | | RB | 47 | Gerald Willhite (Ret) | | FB | 47 | Gerald Willhite | | |
| | 24 | Rick Parros | | | 47 | Gerald Willhite (Ret) | | | 33 | Gene Lang | | | 37 | Gene Lang | | |
| P | 1 | Chris Norman | | P | 1 | Chris Norman | | P | 1 | Chris Norman | | P | 46 | Bobby Micho | | |
| | | | | | | | | | Jack Weil | | | | | | | |
| PK | 3 | Rich Karlis | | PK | 3 | Rich Karlis | | PK | 3 | Rich Karlis | | PK | 3 | Rich Karlis | | |
| Ret | 82 | Zack Thomas | | Ret | 35 | Ken Bell | | Ret | 35 | Ken Bell | | Ret | 27 | Kevin Clark | | |
| | | | | | | | | | | | | 35 | Ken Bell | | | |
| DEFENSE | | | | DEFENSE | | | | DEFENSE | | | | DEFENSE | | | | |
| LE | 79 | Barney Chavous | | LE | 79 | Barney Chavous | | LE | 61 | Andre Townsend | | LE | 61 | Andre Townsend | | |
| MG | 68 | Ruben Carter | | MG | 68 | Ruben Carter | | MG | 71 | Greg Kragen | | NT | 71 | Greg Kragen | | |
| RE | 75 | Rulon Jones | | RE | 75 | Rulon Jones | | RE | 75 | Rulon Jones | | RE | 75 | Rulon Jones | | |
| LO | 52 | Jim Ryan | | LO | 50 | Jim Ryan | | LO | 50 | Jim Ryan | | LO | 73 | Simon Fletcher | | |
| | | Ken Woodard | | | | | | | | | | | | | | |
| LI | 55 | Rick Dennison | | LI | 77 | Karl Mecklenburg | | LI | 77 | Karl Mecklenburg | | LI | 77 | Karl Mecklenburg | | |
| | | | | | 55 | Rick Dennison | | | | | | | | | | |
| RI | 58 | Steve Busick | | RI | 58 | Steve Busick | | RI | 98 | Ricky Hunley | | RI | 98 | Ricky Hunley | | |
| RO | 57 | Tom Jackson | | RO | 57 | Tom Jackson | | RO | 57 | Tom Jackson | | RO | 50 | Jim Ryan | | |
| | | | | | 52 | Ken Woodard | | | | | | | | | | |
| RC | 20 | Louis Wright | | RC | 20 | Louis Wright | | RC | 20 | Louis Wright | | LC | 36 | Mark Haynes | | |
| LC | 31 | Mike Harden | | LC | 31 | Mike Harden | | LC | 31 | Mike Harden | | RC | 31 | Mike Harden | | |
| FS | 43 | Steve Foley | | FS | 43 | Steve Foley | | FS | 43 | Steve Foley | | WS | 22 | Tony Lilly | | |
| SS | 49 | Dennis Smith | | SS | 49 | Dennis Smith | | SS | 49 | Dennis Smith | | SS | 49 | Dennis Smith | | |
| | | | | | | | | | | | | 48 | Randy Robbins | | | |
| DEFENSE | | | | DEFENSE | | | | DEFENSE | | | | DEFENSE | | | | |
| LE | 79 | Barney Chavous | | LE | 79 | Barney Chavous | | LE | 79 | Barney Chavous | | LE | 79 | Barney Chavous | | |
| NT | 68 | Rubin Carter | | NT | 68 | Rubin Carter | | NT | 68 | Rubin Carter | | NT | 68 | Rubin Carter | | |
| | | | | | | | | | | | | | | | | |
| WR | 81 | Steve Watson | | WR | 81 | Steve Watson | | WR | 81 | Steve Watson | | WR | 84 | Ricky Nattiel | | |
| | | | | | 84 | Clint Sampson | | | 84 | Clint Sampson | | | 85 | Rick Massie | | |
| QB | 7 | John Elway | | QB | 7 | John Elway | | QB | 7 | John Elway | | QB | 7 | John Elway | | |
| | | Gary Kubiak | | | | | | | | | | | | | | |
| RB | 47 | Gerald Willhite (Ret) | | RB | 23 | Sammy Winder | | RB | 23 | Sammy Winder | | RB | 12 | Ken Karcher | | |
| | 33 | Gene Lang (Ret) | | | 33 | Gene Lang | | | 30 | Steve Sewell | | | 23 | Sammy Winder | | |
| RB | 23 | Sammy Winder | | RB | 30 | Steve Sewell | | RB | 47 | Gerald Willhite (Ret) | | FB | 47 | Gerald Willhite | | |
| | 24 | Rick Parros | | | 47 | Gerald Willhite (Ret) | | | 33 | Gene Lang | | | 37 | Gene Lang | | |
| P | 1 | Chris Norman | | P | 1 | Chris Norman | | P | 1 | Chris Norman | | P | 46 | Bobby Micho | | |
| | | | | | | | | | Jack Weil | | | | | | | |
| PK | 3 | Rich Karlis | | PK | 3 | Rich Karlis | | PK | 3 | Rich Karlis | | PK | 3 | Rich Karlis | | |
| Ret | 82 | Zack Thomas | | Ret | 35 | Ken Bell | | Ret | 35 | Ken Bell | | Ret | 27 | Kevin Clark | | |
| | | | | | | | | | | | | 35 | Ken Bell | | | |
| DEFENSE | | | | DEFENSE | | | | DEFENSE | | | | DEFENSE | | | | |
| LE | 79 | Barney Chavous | | LE | 79 | Barney Chavous | | LE | 61 | Andre Townsend | | LE | 61 | Andre Townsend | | |
| MG | 68 | Ruben Carter | | MG | 68 | Ruben Carter | | MG | 71 | Greg Kragen | | MG | 71 | Greg Kragen | | |
| RE | 75 | Rulon Jones | | RE | 75 | Rulon Jones | | RE | 75 | Rulon Jones | | RE | 75 | Rulon Jones | | |
| LO | 52 | Jim Ryan | | LO | 50 | Jim Ryan | | LO | 50 | Jim Ryan | | LO | 73 | Simon Fletcher | | |
| | | Ken Woodard | | | | | | | | | | | | | | |
| LI | 55 | Rick Dennison | | LI | 77 | Karl Mecklenburg | | LI | 77 | Karl Mecklenburg | | LI | 77 | Karl Mecklenburg | | |
| | | | | | 55 | Rick Dennison | | | | | | | | | | |
| RI | 58 | Steve Busick | | RI | 58 | Steve Busick | | RI | 98 | Ricky Hunley | | RI | 98 | Ricky Hunley | | |
| RO | 57 | Tom Jackson | | RO | 57 | Tom Jackson | | RO | 57 | Tom Jackson | | RO | 50 | Jim Ryan | | |
| | | | | | 52 | Ken Woodard | | | | | | | | | | |
| RC | 20 | Louis Wright | | RC | 20 | Louis Wright | | RC | 20 | Louis Wright | | LC | 36 | Mark Haynes | | |
| LC | 31 | Mike Harden | | LC | 31 | Mike Harden | | LC | 31 | Mike Harden | | RC | 31 | Mike Harden | | |
| FS | 43 | Steve Foley | | FS | 43 | Steve Foley | | FS | 43 | Steve Foley | | WS | 22 | Tony Lilly | | |
| SS | 49 | Dennis Smith | | SS | 49 | Dennis Smith | | SS | 49 | Dennis Smith | | SS | 49 | Dennis Smith | | |
| | | | | | | | | | | | | 48 | Randy Robbins | | | |
| DEFENSE | | | | DEFENSE | | | | DEFENSE | | | | DEFENSE | | | | |
| LE | 79 | Barney Chavous | | LE | 79 | Barney Chavous | | LE | 79 | Barney Chavous | | LE | 79 | Barney Chavous | | |
| NT | 68 | Rubin Carter | | NT | 68 | Rubin Carter | | NT | 68 | Rubin Carter | | NT | 68 | Rubin Carter | | |
| | | | | | | | | | | | | | | | | |
| WR | 81 | Steve Watson | | WR | 81 | Steve Watson | | WR | 81 | Steve Watson | | WR | 84 | Ricky Nattiel | | |
| | | | | | 84 | Clint Sampson | | | 84 | Clint Sampson | | | 85 | Rick Massie | | |
| QB | 7 | John Elway | | QB | 7 | John Elway | | QB | 7 | John Elway | | QB | 7 | John Elway | | |
| | | Gary Kubiak | | | | | | | | | | | | | | |
| RB | 47 | Gerald Willhite (Ret) | | RB | 23 | Sammy Winder | | RB | 23 | Sammy Winder | | RB | 12 | Ken Karcher | | |
| | 33 | Gene Lang (Ret) | | | 33 | Gene Lang | | | 30 | Steve Sewell | | | 23 | Sammy Winder | | |
| RB | 23 | Sammy Winder | | RB | 30 | Steve Sewell | | RB | 47 | Gerald Willhite (Ret) | | FB | 47 | Gerald Willhite | | |
| | 24 | Rick Parros | | | 47 | Gerald Willhite (Ret) | | | 33 | Gene Lang | | | 37 | Gene Lang | | |
| P | 1 | Chris Norman | | P | 1 | Chris Norman | | P | 1 | Chris Norman | | P | 46 | Bobby Micho | | |
| | | | | | | | | | Jack Weil | | | | | | | |
| PK | 3 | Rich Karlis | | PK | 3 | Rich Karlis | | PK | 3 | Rich Karlis | | PK | 3 | Rich Karlis | | |
| Ret | 82 | Zack Thomas | | Ret | 35 | Ken Bell | | Ret | 35 | Ken Bell | | Ret | 27 | Kevin Clark | | |
| | | | | | | | | | | | | 35 | Ken Bell | | | |
| DEFENSE | | | | DEFENSE | | | | DEFENSE | | | | DEFENSE | | | | |
| LE | 79 | Barney Chavous | | LE | 79 | Barney Chavous | | LE | 61 | Andre Townsend | | LE | 61 | Andre Townsend | | |
| MG | 68 | Ruben Carter | | MG | 68 | Ruben Carter | | MG | 71 | Greg Kragen | | MG | 71 | Greg Kragen | | |
| RE | 75 | Rulon Jones | | RE | 75 | Rulon Jones | | RE | 75 | Rulon Jones | | RE | 75 | Rulon Jones | | |
| LO | 52 | Jim Ryan | | LO | 50 | Jim Ryan | | LO | 50 | Jim Ryan | | LO | 73 | Simon Fletcher | | |
| | | Ken Woodard | | | | | | | | | | | | | | |
| LI | 55 | Rick Dennison | | LI | 77 | Karl Mecklenburg | | LI | 77 | Karl Mecklenburg | | LI | 77 | Karl Mecklenburg | | |
| | | | | | 55 | Rick Dennison | | | | | | | | | | |
| RI | 58 | Steve Busick | | RI | 58 | Steve Busick | | RI | 98 | Ricky Hunley | | RI | 98 | Ricky Hunley | | |
| RO | 57 | Tom Jackson | | RO | 57 | Tom Jackson | | RO | 57 | Tom Jackson | | RO | 50 | Jim Ryan | | |
| | | | | | 52 | Ken Woodard | | | | | | | | | | |
| RC | 20 | Louis Wright | | RC | 20 | Louis Wright | | RC | 20 | Louis Wright | | LC | 36 | Mark Haynes | | |
| LC | 31 | Mike Harden | | LC | 31 | Mike Harden | | LC | 31 | Mike Harden | | RC | 31 | Mike Harden | | |
| FS | 43 | Steve Foley | | FS | 43 | Steve Foley | | FS | 43 | Steve Foley | | WS | 22 | Tony Lilly | | |
| SS | 49 | Dennis Smith | | SS | 49 | Dennis Smith | | SS | 49 | Dennis Smith | | SS | 49 | Dennis Smith | | |
| | | | | | | | | | | | | 48 | Randy Robbins | | | |
| DEFENSE | | | | DEFENSE | | | | DEFENSE | | | | DEFENSE | | | | |
| LE | 79 | Barney Chavous | | LE | 79 | Barney Chavous | | LE | 79 | Barney Chavous | | LE | 79 | Barney Chavous | | |
| NT | 68 | Rubin Carter | | NT | 68 | Rubin Carter | | NT | 68 | Rubin Carter | | NT | 68 | Rubin Carter | | |
| | | | | | | | | | | | | | | | | |
| WR | 81 | Steve Watson | | WR | 81 | Steve Watson | | WR | 81 | Steve Watson | | WR | 84 | Ricky Nattiel | | |
| | | | | | 84 | Clint Sampson | | | 84 | Clint Sampson | | | 85 | Rick Massie | | |
| QB | 7 | John Elway | | QB | 7 | John Elway | | QB | 7 | John Elway | | QB | 7 | John Elway | | |
| | | Gary Kubiak | | | | | | | | | | | | | | |
| RB | 47 | Gerald Willhite (Ret) | | RB | 23 | Sammy Winder | | RB | 23 | Sammy Winder | | RB | 12 | Ken Karcher | | |
| | 33 | Gene Lang (Ret) | | | 33 | Gene Lang | | | 30 | Steve Sewell | | | 23 | Sammy Winder | | |
| RB | 23 | Sammy Winder | | RB | 30 | Steve Sewell | | RB | 47 | Gerald Willhite (Ret) | | FB | 47 | Gerald Willhite | | |
| | 24 | Rick Parros | | | 47 | Gerald Willhite (Ret) | | | 33 | Gene Lang | | | 37 | Gene Lang | | |
| P | 1 | Chris Norman | | P | 1 | Chris Norman | | P | 1 | Chris Norman | | P | 46 | Bobby Micho | | |
| | | | | | | | | | Jack Weil | | | | | | | |
| PK | 3 | Rich Karlis | | PK | 3 | Rich Karlis | | PK | 3 | Rich Karlis | | PK | 3 | Rich Karlis | | |
| Ret | 82 | Zack Thomas | | Ret | 35 | Ken Bell | | Ret | 35 | Ken Bell | | Ret | 27 | Kevin Clark | | |
| | | | | | | | | | | | | 35 | Ken Bell | | | |
| DEFENSE | | | | DEFENSE | | | | DEFENSE | | | | DEFENSE | | | | |
| LE | 79 | Barney Chavous | | LE | 79 | Barney Chavous | | LE | 61 | Andre Townsend | | LE | 61 | Andre Townsend | | |
| MG | 68 | Ruben Carter | | MG | 68 | Ruben Carter | | MG | 71 | Greg Kragen | | MG | 71 | Greg Kragen | | |
| RE | 75 | Rulon Jones | | RE | 75 | Rulon Jones | | RE | 75 | Rulon Jones | | RE | 75 | Rulon Jones | | |
| LO | 52 | Jim Ryan | | LO | 50 | Jim Ryan | | LO | 50 | Jim Ryan | | LO | 73 | Simon Fletcher | | |
| | | Ken Woodard | | | | | | | | | | | | | | |
| LI | 55 | Rick Dennison | | LI | 77 | Karl Mecklenburg | | LI | 77 | Karl Mecklenburg | | LI | 77 | Karl Mecklenburg | | |
| | | | | | 55 | Rick Dennison | | | | | | | | | | |
| RI | 58 | Steve Busick | | RI | 58 | Steve Busick | | RI | 98 | Ricky Hunley | | RI | 98 | Ricky Hunley | | |



| 1992 | | | | 1993 | | | | 1994 | | | | 1995 | | | |
|---------|----|-----------------------|--|---------|----|---------------------|--|---------|----|-------------------|--|---------|----|--------------------|--|
| OFFENSE | | | | OFFENSE | | | | OFFENSE | | | | OFFENSE | | | |
| WR | 82 | Vance Johnson | | WR | 82 | Vance Johnson | | WR | 83 | Anthony Miller | | WR | 83 | Anthony Miller | |
| LT | 86 | Arthur Marshall (Ret) | | LT | 86 | Arthur Marshall | | LT | 65 | Gary Zimmerman | | LT | 65 | Gary Zimmerman | |
| LG | 68 | Russell Freeman | | LG | 65 | Gary Zimmerman | | LG | 64 | Jon Melander | | LG | 69 | Mark Schlereth | |
| C | 62 | Jeff Davidson | | LG | 79 | Dave Widell | | C | 79 | Dave Widell | | C | 66 | Tom Nalen | |
| RG | 72 | Keith Kartz | | C | 72 | Keith Kartz | | RG | 75 | Brian Habib | | RG | 75 | Brian Habib | |
| RT | 67 | Doug Widell | | RG | 75 | Brian Habib | | RT | 76 | Kirk Scraftford | | RT | 76 | Broderick Thompson | |
| | 76 | Ken Lanier | | RT | 68 | Russell Freeman | | | 68 | Russell Freeman | | | | | |
| TE | 84 | Shannon Sharpe | | TE | 84 | Shannon Sharpe | | TE | 84 | Shannon Sharpe | | TE | 84 | Shannon Sharpe | |
| | 89 | Reggie Johnson | | | 89 | Reggie Johnson | | | | | | | | | |
| WR | 80 | Mark Jackson | | WR | 85 | Derek Russell (Ret) | | WR | 85 | Derek Russell | | WR | 81 | Mike Pritchard | |
| | 85 | Derek Russell | | | | | | | | | | | | | |
| QB | 7 | John Elway | | QB | 7 | John Elway | | QB | 7 | John Elway | | QB | 7 | John Elway | |
| | 8 | Tommy Maddox | | | | | | | | | | | | | |
| HB | 28 | Gaston Green | | RB | 33 | Rod Bernstine | | RB | 42 | Leonard Russell | | RB | 30 | Terrell Davis | |
| | 20 | Greg Lewis | | | | | | RB | 22 | Glyn Milburn | | FB | 29 | Aaron Craver | |
| FB | 38 | Reggie Rivers | | | | | | | | | | | | | |
| P | 2 | Mike Horan | | P | 16 | Tom Rouen | | P | 16 | Tom Rouen | | P | 16 | Tom Rouen | |
| | 4 | Ruben Rodriguez | | | | | | | | | | | | | |
| PK | 9 | David Treadwell | | PK | 1 | Jason Elam | | PK | 1 | Jason Elam | | PK | 1 | Jason Elam | |
| Ret | 22 | Alton Montgomery | | Ret | 22 | Glyn Milburn | | Ret | 22 | Glyn Milburn | | Ret | 22 | Glyn Milburn | |
| DEFENSE | | | | DEFENSE | | | | DEFENSE | | | | DEFENSE | | | |
| LE | 70 | Brian Sochia | | LE | 90 | Dan Williams | | LE | 99 | Shane Dronett | | LE | 96 | Harald Hasselbach | |
| | 99 | Shane Dronett | | | | | | | | | | | | | |
| NT | 71 | Greg Kragen | | NT | 71 | Greg Kragen | | LT | 98 | Ted Washington | | LT | 93 | James Jones | |
| RE | 96 | Kenny Walker | | RE | 99 | Shane Dronett | | RT | 96 | Harald Hasselbach | | RT | 95 | Michael Dean Perry | |
| | | | | | | | | | 90 | Dan Williams | | | | | |
| LO | 51 | Mike Croel | | LOLB | 51 | Mike Croel | | RE | 73 | Simon Fletcher | | RE | 73 | Simon Fletcher | |
| LI | 77 | Karl Mecklenburg | | LILB | 77 | Karl Mecklenburg | | LLB | 51 | Mike Croel | | LLB | 58 | Elijah Alexander | |
| | | | | | | | | | | | | | | | |
| RI | 56 | Michael Brooks | | RILB | 57 | Dave Wyman | | MLB | 77 | Karl Mecklenburg | | MLB | 92 | Dave Wyman | |
| RO | 73 | Simon Fletcher | | ROLB | 73 | Simon Fletcher | | RLB | 58 | Elijah Alexander | | RLB | 57 | Allen Aldridge | |
| LC | 34 | Tyrone Braxton | | LCB | 34 | Tyrone Braxton | | LCB | 26 | Ben Smith | | LCB | 39 | Ray Crockett | |
| RC | 24 | Wymon Henderson | | RCB | 29 | Charles Dimry | | RCB | 39 | Ray Crockett | | RCB | 48 | Lionel Washington | |
| FS | 27 | Steve Atwater | | FS | 27 | Steve Atwater | | FS | 49 | Dennis Smith | | FS | 27 | Steve Atwater | |
| SS | 49 | Dennis Smith | | SS | 49 | Dennis Smith | | SS | 27 | Steve Atwater | | SS | 34 | Tyrone Braxton | |

| 1996 | | | | 1997 | | | | 1998 | | | | 1999 | | | |
|---------|----|--------------------|--|---------|----|-----------------------|--|---------|----|-----------------------|--|---------|----|-----------------|--|
| OFFENSE | | | | OFFENSE | | | | OFFENSE | | | | OFFENSE | | | |
| WR | 83 | Anthony Miller | | WR | 80 | Rod Smith | | WR | 80 | Rod Smith | | WR | 80 | Rod Smith | |
| LT | 65 | Gary Zimmerman | | LT | 65 | Gary Zimmerman | | LT | 77 | Tony Jones | | LT | 77 | Tony Jones | |
| LG | 69 | Mark Schlereth | | LG | 69 | Mark Schlereth | | LG | 69 | Mark Schlereth | | LG | 69 | Mark Schlereth | |
| C | 66 | Tom Nalen | | C | 66 | Tom Nalen | | C | 66 | Tom Nalen | | C | 66 | Tom Nalen | |
| RG | 75 | Brian Habib | | RG | 75 | Brian Habib | | RG | 62 | Dan Neil | | RG | 62 | Dan Neil | |
| RT | 76 | Broderick Thompson | | RT | 77 | Tony Jones | | RT | 74 | Harry Swayne | | RT | 78 | Matt Lepsis | |
| TE | 84 | Shannon Sharpe | | TE | 84 | Shannon Sharpe | | TE | 84 | Shannon Sharpe | | TE | 89 | Dwayne Carswell | |
| | | | | | | | | | | | | | | | |
| WR | 87 | Ed McCaffrey | | WR | 87 | Ed McCaffrey | | WR | 87 | Ed McCaffrey | | WR | 87 | Ed McCaffrey | |
| QB | 7 | John Elway | | QB | 7 | John Elway | | QB | 7 | John Elway | | QB | 14 | Brian Griese | |
| RB | 30 | Terrell Davis | | RB | 30 | Terrell Davis | | RB | 30 | Terrell Davis | | RB | 22 | Olandis Gary | |
| | | | | | | | | | | | | | | | |
| FB | 29 | Aaron Craver | | FB | 29 | Howard Griffith | | FB | 29 | Howard Griffith | | FB | 29 | Howard Griffith | |
| P | 16 | Tom Rouen | | P | 16 | Tom Rouen | | P | 16 | Tom Rouen | | P | 16 | Tom Rouen | |
| PK | 1 | Jason Elam | | PK | 1 | Jason Elam | | PK | 1 | Jason Elam | | PK | 1 | Jason Elam | |
| KRet | 22 | Vaughn Hebron | | KRet | 22 | Vaughn Hebron | | KRet | 22 | Vaughn Hebron | | KRet | 21 | Chris Watson | |
| PRet | 80 | Rod Smith | | | | | | | | | | PRet | 21 | Chris Watson | |
| DEFENSE | | | | DEFENSE | | | | DEFENSE | | | | DEFENSE | | | |
| LE | 90 | Dan Williams | | LE | 90 | Neil Smith | | LE | 90 | Neil Smith | | LE | 90 | Neil Smith | |
| | | | | | | | | | | | | | | | |
| LT | 97 | Mike Lodish | | LT | 94 | Keith Traylor | | LT | 94 | Keith Traylor | | LT | 94 | Keith Traylor | |
| RT | 95 | Michael Dean Perry | | RT | 98 | Maa Tanuvasa | | RT | 93 | Trevor Pryce | | RT | 93 | Trevor Pryce | |
| | | | | | 95 | Michael Dean Perry | | | | | | | | | |
| RE | 91 | Alfred Williams | | RE | 91 | Alfred Williams | | RE | 98 | Maa Tanuvasa | | RE | 98 | Maa Tanuvasa | |
| | | | | | | | | | | | | | | | |
| SLB | 53 | Bill Romanowski | | SLB | 53 | Bill Romanowski | | SLB | 53 | Bill Romanowski | | SLB | 53 | Bill Romanowski | |
| MLB | 57 | Allen Aldridge | | MLB | 57 | Allen Aldridge | | MLB | 59 | Glenn Cadrez | | MLB | 56 | Al Wilson | |
| WLB | 51 | John Mobley | | WLB | 51 | John Mobley | | WLB | 51 | John Mobley | | WLB | 59 | Glenn Cadrez | |
| LCB | 39 | Ray Crockett | | LCB | 39 | Ray Crockett | | LCB | 39 | Ray Crockett | | LCB | 39 | Ray Crockett | |
| RCB | 48 | Lionel Washington | | RCB | 23 | Darrien Gordon (PRet) | | RCB | 21 | Darrien Gordon (PRet) | | RCB | 40 | Dale Carter | |
| FS | 27 | Steve Atwater | | FS | 27 | Steve Atwater | | FS | 27 | Steve Atwater | | FS | 26 | Eric Brown | |
| SS | 34 | Tyrone Braxton | | SS | 34 | Tyrone Braxton | | SS | 34 | Tyrone Braxton | | SS | 34 | Tyrone Braxton | |



| 2000 | | | | 2001 | | | | 2002 | | | | 2003 | | | |
|---------|----|---------------------------|--|---------|----|------------------------|--|---------|----|------------------------|--|---------|----|---------------------|--|
| OFFENSE | | | | OFFENSE | | | | OFFENSE | | | | OFFENSE | | | |
| WR | 80 | Rod Smith | | WR | 80 | Rod Smith | | WR | 80 | Rod Smith | | WR | 80 | Rod Smith | |
| LT | 77 | Tony Jones | | LT | 70 | Trey Teague | | LT | 74 | Ephraim Salaam | | LT | 74 | Ephraim Salaam | |
| LG | 69 | Mark Schlereth | | LG | 64 | Lennie Friedman | | LG | 50 | Ben Hamilton (first 7) | | LG | 50 | Ben Hamilton | |
| | | Lennie Friedman | | | | | | | | Steve Herndon (last 9) | | | | | |
| C | 66 | Tom Nalen | | C | 66 | Tom Nalen | | C | 66 | Tom Nalen (first 7) | | C | 66 | Tom Nalen | |
| | | | | | | | | | | Ben Hamilton (last 9) | | | | | |
| RG | 62 | Dan Neil | | RG | 62 | Dan Neil | | RG | 62 | Dan Neil | | RG | 62 | Dan Neil | |
| RT | 78 | Matt Lepsis | | RT | 78 | Matt Lepsis | | RT | 78 | Matt Lepsis | | RT | 78 | Matt Lepsis | |
| TE | 89 | Dwayne Carswell | | TE | 89 | Dwayne Carswell | | TE | 84 | Shannon Sharpe | | TE | 84 | Shannon Sharpe | |
| WR | 87 | Ed McCaffrey | | WR | 87 | Ed McCaffrey (1) | | WR | 87 | Ed McCaffrey | | WR | 87 | Ed McCaffrey (8) | |
| | | | | | | Eddie Kennison (7) | | | | | | | | Ashley Lelie (8) | |
| | | | | | | Keith Poole (3) | | | | | | | | | |
| | | | | | | Kevin Kasper (4) | | | | | | | | | |
| QB | 14 | Brian Griese | | QB | 14 | Brian Griese | | QB | 14 | Brian Griese | | QB | 16 | Jake Plummer | |
| RB | 38 | Mike Anderson (12) | | RB | 30 | Terrell Davis (8) | | RB | 26 | Clinton Portis | | RB | 26 | Clinton Portis | |
| | | Terrell Davis (4) | | | | Mike Anderson (7) | | | | | | | | | |
| FB | 29 | Howard Griffith | | FB | 37 | Tony Carter (6) | | FB | 38 | Mike Anderson | | FB | 38 | Mike Anderson (10) | |
| | | | | | | Patrick Hape (8) | | | | | | | | Reuben Droughns (6) | |
| P | 16 | Tom Rouen | | P | 16 | Tom Rouen | | P | 4 | Micah Knorr (last 8) | | P | 4 | Micah Knorr | |
| | | | | | | | | | | Tom Rouen (first 8) | | | | | |
| PK | 1 | Jason Elam | | PK | 1 | Jason Elam | | PK | 1 | Jason Elam | | PK | 1 | Jason Elam | |
| KRet | 24 | Deltha O'Neal | | KRet | 84 | Chris Cole | | KRet | 83 | Reuben Droughns | | KRet | 81 | Chris Cole | |
| | | | | | | | | | | Scottie Montgomery | | | | Reuben Droughns | |
| | | | | | | | | | | Kevin Kasper | | | | | |
| PRet | 24 | Deltha O'Neal | | PRet | 24 | Deltha O'Neal | | PRet | 24 | Deltha O'Neal | | | | Deltha O'Neal | |
| | | | | | | | | | | | | | | | |
| DEFENSE | | | | DEFENSE | | | | DEFENSE | | | | DEFENSE | | | |
| LE | 98 | Maa Tanuvasa | | LE | 97 | Keith Washington | | LE | 93 | Trevor Pryce | | LE | 93 | Trevor Pryce | |
| LT | 94 | Keith Traylor | | LT | 91 | Chester McGlockton | | LT | 94 | Lional Dalton | | LT | 68 | Mario Fatafehi | |
| RT | 93 | Trevor Pryce | | RT | 93 | Trevor Pryce | | RT | 91 | Chester McGlockton | | RT | 90 | Darius Holland | |
| RE | 95 | Kavika Pittman | | RE | 95 | Kavika Pittman | | RE | 95 | Kavika Pittman | | RE | 92 | Bertrand Berry | |
| SLB | 53 | Bill Romanowski | | SLB | 53 | Bill Romanowski | | SLB | 51 | John Mobley | | SLB | 51 | John Mobley (7) | |
| | | | | | | | | | | | | | | Jashon Sykes (9) | |
| MLB | 56 | Al Wilson | | MLB | 56 | Al Wilson | | MLB | 56 | Al Wilson | | MLB | 56 | Al Wilson | |
| WLB | 51 | John Mobley | | WLB | 51 | John Mobley | | WLB | 52 | Ian Gold | | WLB | 52 | Ian Gold (6) | |
| | | | | | | | | | | | | | | Donnie Spragan (8) | |
| LCB | 39 | Ray Crockett | | LCB | 24 | Deltha O'Neal | | LCB | 24 | Deltha O'Neal | | LCB | 35 | Lenny Walls | |
| RCB | 27 | Terrell Buckley | | RCB | 27 | Denard Walker | | RCB | 27 | Denard Walker | | RCB | 31 | Kelly Herndon (11) | |
| | | | | | | | | | | | | | | Deltha O'Neal | |
| FS | 26 | Eric Brown | | FS | 26 | Eric Brown | | FS | 43 | Izell Reese | | FS | 25 | Nick Ferguson (6) | |
| | | | | | | | | | | | | | | Sam Brandon (10) | |
| SS | 32 | Billy Jenkins | | SS | 28 | Kenoy Kennedy | | SS | 28 | Kenoy Kennedy | | SS | 28 | Kenoy Kennedy | |
| | | | | | | | | | | | | | | | |
| 2004 | | | | 2005 | | | | | | | | | | | |
| OFFENSE | | | | OFFENSE | | | | | | | | | | | |
| WR | 80 | Rod Smith | | WR | 80 | Rod Smith | | | | | | | | | |
| LT | 78 | Matt Lepsis | | LT | 78 | Matt Lepsis | | | | | | | | | |
| LG | 50 | Ben Hamilton | | LG | 50 | Ben Hamilton | | | | | | | | | |
| C | 66 | Tom Nalen | | C | 66 | Tom Nalen | | | | | | | | | |
| RG | 65 | Cooper Carlisle (last 4) | | RG | 65 | Cooper Carlisle | | | | | | | | | |
| | | Dan Neil (first 12) | | | | | | | | | | | | | |
| RT | 72 | George Foster | | RT | 72 | George Foster | | | | | | | | | |
| TE | 89 | Dwayne Carswell (14) | | TE | 82 | Stephen Alexander | | | | | | | | | |
| WR | 85 | Ashley Lelie | | WR | 85 | Ashley Lelie | | | | | | | | | |
| QB | 16 | Jake Plummer | | QB | 16 | Jake Plummer | | | | | | | | | |
| RB | 34 | Reuben Droughns (last 12) | | RB | 38 | Mike Anderson | | | | | | | | | |
| | | Quentin Griffin (first 4) | | | | | | | | | | | | | |
| FB | 34 | Reuben Droughns (3) | | FB | 39 | Kyle Johnson | | | | | | | | | |
| | | Kyle Johnson (3) | | | | | | | | | | | | | |
| P | 6 | Jason Baker (last 4) | | P | 10 | Todd Sauerbrun | | | | | | | | | |
| | | Micah Knorr (first 12) | | | | | | | | | | | | | |
| PK | 1 | Jason Elam | | PK | 1 | Jason Elam | | | | | | | | | |
| KRet | 45 | Roc Alexander | | KRet | 27 | Darrent Williams | | | | | | | | | |
| | | Triandos Luke | | | | Roc Alexander | | | | | | | | | |
| | | Reuben Droughns | | | | Charlie Adams | | | | | | | | | |
| PRet | 10 | Triandos Luke | | PRet | 27 | Darrent Williams | | | | | | | | | |
| | | Rod Smith | | | | Charlie Adams | | | | | | | | | |
| DEFENSE | | | | DEFENSE | | | | | | | | | | | |
| LE | 92 | Marco Coleman | | LE | 98 | Courtney Brown | | | | | | | | | |
| LT | 68 | Mario Fatafehi | | LT | 96 | Michael Myers | | | | | | | | | |
| RT | 75 | Monsanto Pope | | RT | 61 | Gerard Warren | | | | | | | | | |
| RE | 98 | Reggie Hayward | | RE | 93 | Trevor Pryce | | | | | | | | | |
| SLB | 59 | Donnie Spragan | | SLB | 55 | D.J. Williams | | | | | | | | | |
| MLB | 56 | Al Wilson | | MLB | 56 | Al Wilson | | | | | | | | | |
| WLB | 52 | D.J. Williams | | WLB | 52 | Ian Gold | | | | | | | | | |
| LCB | 24 | Champ Bailey | | LCB | 24 | Champ Bailey | | | | | | | | | |
| RCB | 31 | Kelly Herndon | | RCB | 27 | Darrent Williams (9) | | | | | | | | | |
| | | | | | | Domonique Foxworth (7) | | | | | | | | | |
| FS | 47 | John Lynch | | FS | 25 | Nick Ferguson | | | | | | | | | |
| SS | 28 | Kenoy Kennedy | | SS | 47 | John Lynch | | | | | | | | | |

YEAR-BY-YEAR FINAL RECORDS

| Year | W | L | T | Div. Finish | Coach | Postseason (record) |
|--------------|------------|------------|-----------|---------------|---|--------------------------------------|
| 1960 | 4 | 9 | 1 | Fourth | Frank Filchcock | |
| 1961 | 3 | 11 | 0 | Third | Frank Filchcock | |
| 1962 | 7 | 7 | 0 | Second | Jack Faulkner | |
| 1963 | 2 | 11 | 1 | Fourth | Jack Faulkner | |
| 1964 | 2 | 11 | 1 | Fourth | Jack Faulkner (0-4) / Mac Speedie (2-7-1) | |
| 1965 | 4 | 10 | 0 | Fourth | Mac Speedie | |
| 1966 | 4 | 10 | 0 | Fourth | Mac Speedie (0-2) / Ray Malavasi (4-8) | |
| 1967 | 3 | 11 | 0 | Fourth | Lou Saban | |
| 1968 | 5 | 9 | 0 | Fourth | Lou Saban | |
| 1969 | 5 | 8 | 1 | Fourth | Lou Saban | |
| 1970 | 5 | 8 | 1 | Fourth | Lou Saban | |
| 1971 | 4 | 9 | 1 | Fourth | Lou Saban (2-6-1) / Jerry Smith (2-3) | |
| 1972 | 5 | 9 | 0 | Third | John Ralston | |
| 1973 | 7 | 5 | 2 | Second | John Ralston | |
| 1974 | 7 | 6 | 1 | Second | John Ralston | |
| 1975 | 6 | 8 | 0 | Second | John Ralston | |
| 1976 | 9 | 5 | 0 | Second | John Ralston | |
| 1977 | 12 | 2 | 0 | First | Red Miller | Super Bowl (2-1) |
| 1978 | 10 | 6 | 0 | First | Red Miller | Playoffs (0-1) |
| 1979 | 10 | 6 | 0 | Second | Red Miller | Playoffs (0-1) |
| 1980 | 8 | 8 | 0 | Fourth | Red Miller | |
| 1981 | 10 | 6 | 0 | Second | Dan Reeves | |
| 1982 | 2 | 7 | 0 | Fifth | Dan Reeves | |
| 1983 | 9 | 7 | 0 | Third | Dan Reeves | Playoffs (0-1) |
| 1984 | 13 | 3 | 0 | First | Dan Reeves | Playoffs (0-1) |
| 1985 | 11 | 5 | 0 | Second | Dan Reeves | |
| 1986 | 11 | 5 | 0 | First | Dan Reeves | Super Bowl (2-1) |
| 1987 | 10 | 4 | 1 | First | Dan Reeves | Super Bowl (2-1) |
| 1988 | 8 | 8 | 0 | Second | Dan Reeves | |
| 1989 | 11 | 5 | 0 | First | Dan Reeves | Super Bowl (2-1) |
| 1990 | 5 | 11 | 0 | Fifth | Dan Reeves | |
| 1991 | 12 | 4 | 0 | First | Dan Reeves | AFC Championship (1-1) |
| 1992 | 8 | 8 | 0 | Third | Dan Reeves | |
| 1993 | 9 | 7 | 0 | Third | Wade Phillips | Playoffs (0-1) |
| 1994 | 7 | 9 | 0 | Fourth | Wade Phillips | |
| 1995 | 8 | 8 | 0 | Fourth | Mike Shanahan | |
| 1996 | 13 | 3 | 0 | First | Mike Shanahan | Playoffs (0-1) |
| 1997 | 12 | 4 | 0 | Second | Mike Shanahan | Super Bowl Champion (4-0) |
| 1998 | 14 | 2 | 0 | First | Mike Shanahan | Super Bowl Champion (3-0) |
| 1999 | 6 | 10 | 0 | Fifth | Mike Shanahan | |
| 2000 | 11 | 5 | 0 | Second | Mike Shanahan | Playoffs (0-1) |
| 2001 | 8 | 8 | 0 | Third | Mike Shanahan | |
| 2002 | 9 | 7 | 0 | Second | Mike Shanahan | |
| 2003 | 10 | 6 | 0 | Second | Mike Shanahan | Playoffs (0-1) |
| 2004 | 10 | 6 | 0 | Second | Mike Shanahan | Playoffs (0-1) |
| 2005 | 13 | 3 | 0 | First | Mike Shanahan | AFC Championship (1-1) |
| Total | 362 | 320 | 10 | (.530) | | (Total Playoff Record: 17-15) |

2 World Championships

6 Super Bowls

8 AFC Championship Games

17 Playoff appearances

POSTSEASON GAME SUMMARIES





Pittsburgh 34, Denver 17

Sunday, Jan. 22, 2006 • 1:08 p.m. MST • INVESCO Field at Mile High • Denver

WEATHER: Sunny, 34° (wind chill 18°), Wind SE 11 mph • TIME: 3:03 • ATTENDANCE: 76,775

2005 AFC Championship Game

The Denver Broncos' 2005 season ended one game short of Super Bowl XL with a 34-17 loss to the Pittsburgh Steelers in the AFC Championship Game on Sunday at INVESCO Field at Mile High in front of 76,775 fans.

The Broncos' defeat was their first ever at home in an AFC title game as the team entered its contest against Pittsburgh 4-0 in those situations. The loss snapped Denver's 11-game overall home winning streak and was only the Broncos' third in their 15 all-time home postseason playoff games.

A week after forcing five turnovers to beat the Patriots in the Divisional Round, Denver recorded four giveaways against the Steelers. Pittsburgh scored 24 points off two interceptions and two fumbles by the Broncos, who surrendered only 27 points off giveaways for the entire 2005 regular season.

Pittsburgh converted 10-of-16 third-down attempts (62.5%), including eight of its first nine such attempts, to take control of the game. Quarterback Ben Roethlisberger compiled a 124.9 passer rating, throwing for 275 yards with two touchdowns and no interceptions to lead Pittsburgh to its sixth Super Bowl.

Broncos quarterback Jake Plummer completed 18-of-30 passes (60.0%) for 223 yards with one touchdown and two interceptions. Denver wide receiver Rod Smith caught four passes for 61 yards (15.3 avg.), becoming the Broncos' all-time leader in career postseason receptions (49).

The Steelers scored the game's first points on a 47-yard field goal by Jeff Reed at 4:11 of the first quarter and extended their lead to 10-0 on a 12-yard touchdown grab by wide receiver Cedric Wilson at 14:54 of the second quarter.

Jason Elam's 23-yard field goal on Denver's next drive trimmed the Broncos' deficit, but the Steelers went ahead 17-3 on a 3-yard touchdown run by Jerome Bettis with 1:55 left in the first half.

Plummer was intercepted on the first play of Denver's ensuing series. The turnover proved costly as wide receiver Hines Ward caught a 17-yard touchdown pass with seven seconds remaining in the first half to put Denver behind 24-3.

Plummer moved the Broncos within 14, 24-10, on a 30-yard touchdown pass to wide receiver Ashley Lelie with 3:36 left in the third quarter. Denver also closed its deficit to 10, 27-17, on a 3-yard touchdown run by Mike Anderson with 7:52 left in the game.

The Steelers sealed the win on Roethlisberger's 4-yard touchdown run at 2:59 of the fourth quarter.

OFFICIALS:

Referee — Terry McAulay (77); **Umpire** — Scott Dawson (70); **Head Linesman** — Derick Bowers (74); **Line Judge** — Mark Steinknechtner (84); **Side Judge** — Doug Toole (4); **Field Judge** — Gene Steratore (114); **Back Judge** — Keith Ferguson (61); **Replay** — Bob McGrath/Dean Blain.

| | | 1 | 2 | 3 | 4 | OT | TOTAL | | |
|----------------|---------------------|------------|---|---|----|----|-------|--|--|
| VISITOR | Pittsburgh Steelers | 3 | 21 | 0 | 10 | — | 34 | FIELD GOALS (made () & missed) | |
| HOME | Denver Broncos | 0 | 3 | 7 | 7 | — | 17 | J. Reed (47) (42) | |
| | | | | | | | | J. Elam (23) | |
| Team | Qtr | Clock Time | PLAY DESCRIPTION (Extra Point) (Drive Info) | | | | SCORE | | |
| STEELERS | 1 | 4:11 | J. Reed 47 yd. Field Goal (12-62, 6:29) | | | | 3 | 0 | |
| STEELERS | 2 | 14:54 | C. Wilson 12 yd. pass from B. Roethlisberger (J. Reed, kick) (5-39, 2:53) | | | | 10 | 0 | |
| BRONCOS | 2 | 9:23 | J. Elam 23 yd. Field Goal (12-55, 5:31) | | | | 10 | 3 | |
| STEELERS | 2 | 1:55 | J. Bettis 3 yd. run (J. Reed, kick) (14-80, 7:28) | | | | 17 | 3 | |
| STEELERS | 2 | 0:07 | H. Ward 17 yd. pass from B. Roethlisberger (J. Reed, kick) (4:38, 1:41) | | | | 24 | 3 | |
| BRONCOS | 3 | 3:36 | A. Lelie 30 yd. pass from J. Plummer (J. Elam, kick) (5-80, 2:24) | | | | 24 | 10 | |
| STEELERS | 4 | 13:38 | J. Reed 42 yd. Field Goal (8-47, 4:58) | | | | 27 | 10 | |
| BRONCOS | 4 | 7:52 | M. Anderson 3 yd. run (J. Elam, kick) (7-85, 3:47) | | | | 27 | 17 | |
| STEELERS | 4 | 2:59 | B. Roethlisberger 4 yd. run (J. Reed, kick) (5-17, 1:53) | | | | 34 | 17 | |

| DENVER BRONCOS | | | | | | | | | |
|----------------|----|--------------|-----|----|--------------|--|--|--|--|
| OFFENSE | | | | | DEFENSE | | | | |
| WR | 80 | R. Smith | LE | 98 | C. Brown | | | | |
| LT | 78 | M. Lepsis | LT | 96 | M. Myers | | | | |
| LG | 50 | B. Hamilton | RT | 61 | G. Warren | | | | |
| C | 66 | T. Nalen | RE | 93 | T. Pryce | | | | |
| RG | 65 | C. Carlisle | WLB | 52 | I. Gold | | | | |
| RT | 72 | G. Foster | MLB | 56 | A. Wilson | | | | |
| TE | 82 | S. Alexander | SLB | 55 | DJ. Williams | | | | |
| TE | 84 | W. Duke | LCB | 24 | C. Bailey | | | | |
| QB | 16 | J. Plummer | RCB | 22 | D. Foxworth | | | | |
| RB | 38 | M. Anderson | SS | 25 | N. Ferguson | | | | |
| FB | 39 | K. Johnson | FS | 47 | J. Lynch | | | | |

BRONCOS SUBSTITUTIONS: K 1 J. Elam, P 10 T. Sauerbrun, WR 14 T. Devoe, RB 26 T. Bell, CB 27 Da. Williams, RB 33 R. Dayne, RB 37 C. Sapp, S 40 C. Cox, CB 41 K. Paymah, S 42 S. Brandon, LB 51 K. Burns, LB 53 L. Green, LB 54 P. Chukwurah, C/G 62 C. Myers, T 74 C. Green, WR 81 C. Adams, TE/LS 83 M. Leach, WR 85 A. Lelie, TE 88 J. Putzier, DE 91 E. Ekuban, DE 95 M. Coleman, DT 97 D. Veal. **DD NOT PLAY:** QB 11 B. Van Pelt. **INACTIVE:** WR 13 D. Terrell, WR 17 D. Watts, S 21 H. Abdullah, CB 45 R. Alexander, G 59 T. Whitley, DE 60 J. Engelberger, DT 75 M. Pope, TE 89 N. Jackson.

| PITTSBURGH STEELERS | | | | | | | | | |
|---------------------|----|-------------------|------|----|------------------|--|--|--|--|
| OFFENSE | | | | | DEFENSE | | | | |
| SE | 82 | A. Randle El | DE | 91 | A. Smith | | | | |
| LT | 77 | M. Smith | NT | 98 | C. Hampton | | | | |
| LG | 66 | A. Faneca | DE | 67 | K. von Oelhoffen | | | | |
| C | 64 | J. Hartings | LOLB | 53 | C. Haggans | | | | |
| RG | 73 | K. Simmons | LILB | 51 | J. Farrior | | | | |
| RT | 78 | M. Starks | RILB | 50 | L. Foote | | | | |
| TE | 83 | H. Miller | ROLB | 55 | J. Porter | | | | |
| HB | 39 | W. Parker | LCB | 24 | I. Taylor | | | | |
| FB | 35 | D. Kreider | FS | 28 | C. Hope | | | | |
| QB | 7 | B. Roethlisberger | SS | 43 | T. Polamalu | | | | |
| WR | 86 | H. Ward | RCB | 26 | D. Townsend | | | | |

STEELERS SUBSTITUTIONS: K 3 J. Reed, P 17 C. Gardocki, CB 20 B. McFadden, CB 21 R. Colclough, S 23 T. Carter, CB 29 C. Iwuoma, S 31 M. Logan, RB 34 V. Haynes, RB 36 J. Bettis, LB 54 R. Wallace, C 56 C. Okobi, LB 57 C. Kriewaldt, LS 60 G. Warren, T 72 B. Brooks, DT 76 C. Hoke, WR 80 C. Wilson, WR 81 S. Morey, TE 84 J. Tuman, WR 85 N. Washington, WR 90 T. Kirschke, LB 94 A. Frazier, DE 99 B. Keisel. **DID NOT PLAY:** QB 16 C. Batch. **INACTIVE:** 30B 8 T. Maddox, RB 22 D. Staley, CB 27 W. Williams, G 68 C. Kemoetau, T 79 T. Essex, WR 89 L. Mays, LB 92 J. Harrison, DE 96 S. Nua.

| FINAL INDIVIDUAL STATISTICS | | | | | | | | | | | | | | | | | | | | | | | | | | | |
|-----------------------------|-----|------|----------|------------|------|------|-----------|-------|----|----------|----------------|----------------|----------------|-----------------|--------------|-----|-----|------------|------|------|----------|-------------------------|------|----|--|--|--|
| Pittsburgh Steelers | | | | | | | | | | | | Denver Broncos | | | | | | | | | | | | | | | |
| RUSHING | ATT | YDS | AVG | LG | TD | | | | | | RUSHING | ATT | YDS | AVG | LG | TD | | | | | | | | | | | |
| J. Bettis | 15 | 39 | 2.6 | 7 | 1 | | | | | | M. Anderson | 9 | 36 | 4.0 | 7 | 1 | | | | | | | | | | | |
| W. Parker | 14 | 35 | 2.5 | 14 | 0 | | | | | | T. Bell | 5 | 31 | 6.2 | 11 | 0 | | | | | | | | | | | |
| B. Roethlisberger | 3 | 12 | 4.0 | 6 | 1 | | | | | | J. Plummer | 7 | 30 | 4.3 | 8 | 0 | | | | | | | | | | | |
| H. Ward | 1 | 4 | 4.0 | 4 | 0 | | | | | | | | | | | | | | | | | | | | | | |
| TOTAL | 33 | 90 | 2.7 | 14 | 2 | | | | | | TOTAL | 21 | 97 | 4.6 | 11 | 1 | | | | | | | | | | | |
| PASSING | ATT | CMP | YDS | TKD/ YD | TD | LG | IN | Rtg. | | | | | | PASSING | ATT | CMP | YDS | TKD/ YD | TD | LG | IN | Rtg. | | | | | |
| B. Roethlisberger | 29 | 21 | 275 | 2/7 | 2 | 30 | 0 | 124.9 | | | | | | J. Plummer | 30 | 18 | 223 | 3/12 | 1 | 38 | 2 | 66.4 | | | | | |
| TOTAL | 29 | 21 | 275 | 2/7 | 2 | 30 | 0 | 124.9 | | | | | | TOTAL | 30 | 18 | 223 | 3/12 | 1 | 38 | 2 | 66.4 | | | | | |
| PASS RECEIVING | | | NO | YDS | AVG | LG | TD | | | | | | PASS RECEIVING | | | NO | YDS | AVG | LG | TD | | | | | | | |
| C. Wilson | | | 5 | 92 | 18.4 | 30 | 1 | | | | | | T. Bell | | | 5 | 28 | 5.6 | 9 | 0 | | | | | | | |
| H. Ward | | | 5 | 59 | 11.8 | 21 | 1 | | | | | | R. Smith | | | 4 | 61 | 15.3 | 32 | 0 | | | | | | | |
| A. Randle El | | | 4 | 52 | 13.0 | 20 | 0 | | | | | | J. Putzier | | | 4 | 55 | 13.8 | 19 | 0 | | | | | | | |
| W. Parker | | | 3 | 20 | 6.7 | 8 | 0 | | | | | | M. Anderson | | | 3 | 11 | 3.7 | 13 | 0 | | | | | | | |
| H. Miller | | | 2 | 31 | 15.5 | 24 | 0 | | | | | | A. Lelie | | | 2 | 68 | 34.0 | 38 | 1 | | | | | | | |
| N. Washington | | | 1 | 13 | 13.0 | 13 | 0 | | | | | | | | | | | | | | | | | | | | |
| V. Haynes | | | 1 | 8 | 8.0 | 8 | 0 | | | | | | | | | | | | | | | | | | | | |
| TOTAL | | | 21 | 275 | 13.1 | 30 | 2 | | | | | | TOTAL | | | 18 | 223 | 12.4 | 38 | 1 | | | | | | | |
| INTERCEPTIONS | | | NO | YDS | AVG | LG | TD | | | | | | INTERCEPTIONS | | | NO | YDS | AVG | LG | TD | | | | | | | |
| L. Foote | | | 1 | 14 | 14.0 | 14 | 0 | | | | | | | | | | | | | | | | | | | | |
| I. Taylor | | | 1 | 1 | 1.0 | 1 | 0 | | | | | | | | | | | | | | | | | | | | |
| TOTAL | | | 2 | 15 | 7.5 | 14 | 0 | | | | | | TOTAL | | | 0 | 0 | 0.0 | — | 0 | | | | | | | |
| PUNTING | | | NO | YDS | AVG | NET | TB | IN20 | LG | | | | | | PUNTING | | | NO | YDS | AVG | NET | TB | IN20 | LG | | | |
| C. Gardocki | | | 4 | 148 | 37.0 | 32.0 | 1 | 2 | 41 | | | | | | T. Sauerbrun | | | 2 | 87 | 43.5 | 37.0 | 0 | 1 | 51 | | | |
| TOTAL | | | 4 | 148 | 37.0 | 32.0 | 1 | 2 | 41 | | | | | | TOTAL | | | 2 | 87 | 43.5 | 37.0 | 0 | 1 | 51 | | | |
| PUNT RETURNS | | | NO | YDS | AVG | FC | LG | TD | | | | | | PUNT RETURNS | | | NO | YDS | AVG | FC | LG | TD | | | | | |
| A. Randle El | | | 1 | 13 | 13.0 | 1 | 13 | 0 | | | | | | C. Adams | | | 0 | 0 | 0.0 | 2 | — | 0 | | | | | |
| | | | | | | | | | | | | | | [DOWNED] | | | 1 | 0 | 0.0 | 0 | — | 0 | | | | | |
| | | | | | | | | | | | | | | [TOUCHBACK] | | | 1 | 0 | 0.0 | 0 | — | 0 | | | | | |
| RETURNS | | | 1 | 13 | 13.0 | 1 | 13 | 0 | | | | | | RETURNS | | | 0 | 0 | 0.0 | 2 | — | 0 <td colspan="5"></td> | | | | | |
| KICKOFF RETURNS | | | NO | YDS | AVG | FC | LG | TD | | | | | | KICKOFF RETURNS | | | NO | YDS | AVG | FC | LG | TD | | | | | |
| I. Taylor | | | 2 | 42 | 21.0 | 0 | 22 | 0 | | | | | | C. Adams | | | 4 | 110 | 27.5 | 0 | 47 | 0 | | | | | |
| [OUT OF BOUNDS] | | | 1 | 0 | 0 | 0 | 0 | 0 | | | | | | C. Sapp | | | 1 | 11 | 11.0 | 0 | 11 | 0 | | | | | |
| [TOUCHBACK] | | | 1 | 0 | 0 | 0 | 0 | 0 | | | | | | [OUT OF BOUNDS] | | | 1 | 0 | 0.0 | 0 | 0 | 0 | | | | | |
| | | | | | | | | | | | | | | [TOUCHBACK] | | | 1 | 0 | 0.0 | 0 | 0 | 0 | | | | | |
| RETURNS | | | 2 | 42 | 21.0 | 0 | 22 | 0 | | | | | | RETURNS | | | 5 | 121 | 24.2 | 0 | 47 | 0 <td colspan="5"></td> | | | | | |
| Pittsburgh Steelers | Fum | Lost | Own Rec. | Yds | TD | FF | Opp. Rec. | Yds | TD | Out Bnds | | | | | | | | | | | | | | | | | |
| FUMBLES | Fum | Lost | Own Rec. | Yds | TD | FF | Opp. Rec. | Yds | TD | Out Bnds | Denver Broncos | Fum | Lost | Own Rec. | Yds | TD | FF | Opp. Rec. | Yds | TD | Out Bnds | | | | | | |
| W. Parker | 1 | 0 | 0 | 0 | 0 | 0 | 0 | 0 | 0 | 0 | 1 | J. Plummer | 2 | 2 | 0 | 0 | 0 | 0 | 0 | 0 | 0 | | | | | | |
| B. Keisel | 0 | 0 | 0 | 0 | 0 | 1 | 0 | 0 | 0 | 0 | 0 | N. Ferguson | 0 | 0 | 0 | 0 | 0 | 1 | 0 | 0 | 0 | | | | | | |
| J. Porter | 0 | 0 | 0 | 0 | 0 | 1 | 0 | 0 | 0 | 0 | 0 | | | | | | | | | | | | | | | | |
| C. Hampton | 0 | 0 | 0 | 0 | 0 | 0 | 1 | 0 | 0 | 0 | 0 | | | | | | | | | | | | | | | | |
| T. Kirschke | 0 | 0 | 0 | 0 | 0 | 0 | 1 | 0 | 0 | 0 | 0 | | | | | | | | | | | | | | | | |
| Total | 1 | 0 | 0 | 0 | 0 | 2 | 2 | 0 | 0 | 1 | Total | 2 | 2 | 0 | 0 | 0 | 1 | 0 | 0 | 0 | 0 | | | | | | |



Denver 27, New England 13

Saturday, Jan. 14, 2006 • 6:16 p.m. MST • INVESCO Field at Mile High • Denver

WEATHER: Partly Cloudy, 54°, Wind SE 3 mph • TIME: 6:16 • ATTENDANCE: 76,238

2005 AFC Divisional Playoff Game

The Denver Broncos ended the New England Patriots' NFL-record 10-game postseason winning streak with a 27-13 victory in an AFC Divisional Playoff Game on Saturday night in front of 76,238 fans at INVESCO Field at Mile High.

The Broncos' win against the two-time defending Super Bowl champions was their first playoff victory since the 1998 season and first ever at INVESCO Field at Mile High. Denver forced five turnovers against the Patriots, totaling two interceptions and three fumble recoveries that led to their first 24 points scored.

Broncos cornerback Champ Bailey recorded the longest non-scoring interception return and second-longest overall interception return in NFL postseason history with a key 100-yard return late in the third quarter. Bailey's play ended a potential go-ahead scoring drive by the Patriots and set up a touchdown to give the Broncos a 17-6 lead entering the final period.

Denver quarterback Jake Plummer completed 15-of-26 passes (57.7%) for 197 yards with one touchdown and one interception. Wide receiver Rod Smith (96 yds., 1 TD) became Denver's all-time playoff leader in receiving yards and kicker Jason Elam (2 FGs, 9 pts.) became its all-time leading scorer in the postseason with their performances against the Patriots.

The game was scoreless for the first quarter-and-a-half before Adam Vinatieri's 40-yard field goal put the Patriots ahead 3-0 at 3:48 of the second quarter. A 40-yard pass interference penalty drawn by Broncos wide receiver Ashley Lelie in the end zone with less than two minutes remaining in the first half led to a 1-yard scoring run by Mike Anderson to give Denver a 7-3 lead.

On the ensuing kickoff, Broncos kicker/punter Todd Sauerbrun forced a fumble that Denver recovered to set up a 50-yard field goal by Elam to put the Broncos ahead 10-3 at halftime.

Vinatieri's 32-yard field goal at 7:49 of the third quarter narrowed Denver's lead to 10-6, but that would be as close as the Patriots got. Bailey intercepted Tom Brady, who finished the game with 341 passing yards, in the end zone with 1:03 left in the third quarter to halt a potential go-ahead touchdown drive. After Bailey was forced out of bounds at the 1-yard line following a 100-yard return, Anderson scored on a run to put Denver up 17-6.

Plummer's 4-yard touchdown pass to Smith at 8:38 of the fourth quarter extended the Broncos' lead to 24-6. A Patriots touchdown moved the team to within 11, 24-13, with 8:05 left to play, but Elam's 34-yard field goal on Denver's next drive sealed the Broncos' victory.

OFFICIALS:

Referee — Jeff Triplette (42); **Umpire** — Jeff Rice (44); **Head Linesman** — Tony Veteri (36); **Line Judge** — Jeff Seeman (44); **Side Judge** — Greg Meyer (78); **Field Judge** — Duke Carroll (11); **Back Judge** — Gregory Steed (12); **Replay** — Bob Boylston.

| | 1 | 2 | 3 | 4 | OT | TOTAL | FIELD GOALS (made /) & missed) |
|-------------------------------------|---|----|---|----|----|-------|---------------------------------|
| VISITOR New England Patriots | 0 | 3 | 3 | 7 | — | 13 | A. Vinatieri (40) (32) 43WR |
| HOME Denver Broncos | 0 | 10 | 7 | 10 | — | 27 | J. Elam (50) (34) |

| Team | Qtr | Clock Time | PLAY DESCRIPTION (Extra Point) (Drive Info) | SCORE Visitor Home |
|----------|-----|------------|--|--------------------|
| PATRIOTS | 2 | 3:48 | A. Vinatieri 40 yd. Field Goal (7-67, 2:22) | 3 0 |
| BRONCOS | 2 | 1:42 | M. Anderson 1 yd. run (J. Elam, kick) (1-40, 0:09) | 3 7 |
| BRONCOS | 2 | 0:43 | J. Elam 50 yd. Field Goal (4-7, 0:50) | 3 10 |
| PATRIOTS | 3 | 7:49 | A. Vinatieri 32 yd. Field Goal (11-58, 5:32) | 6 10 |
| BRONCOS | 3 | 0:43 | M. Anderson 1 yd. run (J. Elam, kick) (1-1, 0:04) | 6 17 |
| BRONCOS | 4 | 8:38 | R. Smith 4 yd. pass from J. Plummer (J. Elam, kick) (3-15, 1:32) | 6 24 |
| PATRIOTS | 4 | 8:05 | D. Givens 4 yd. pass from T. Brady (A. Vinatieri, kick) (2-77, 0:33) | 13 24 |
| BRONCOS | 4 | 3:20 | J. Elam 34 yd. Field Goal (8-61, 4:45) | 13 27 |

| DENVER BRONCOS | | | | | |
|----------------|--------------|--------|--------------|--|--|
| OFFENSE | | | DEFENSE | | |
| WR 80 | R. Smith | LE 98 | C. Brown | | |
| LT 78 | M. Lepsis | LT 96 | M. Myers | | |
| LG 50 | B. Hamilton | RT 61 | G. Warren | | |
| C 66 | T. Nalen | RE 93 | T. Pryce | | |
| RG 65 | C. Carlisle | WLB 52 | I. Gold | | |
| RT 72 | G. Foster | MLB 56 | A. Wilson | | |
| TE 82 | S. Alexander | SLB 55 | DJ. Williams | | |
| WR 85 | A. Lelie | LCB 24 | C. Bailey | | |
| QB 16 | J. Plummer | RCB 22 | D. Foxworth | | |
| RB 38 | M. Anderson | SS 25 | N. Ferguson | | |
| FB 39 | K. Johnson | FS 47 | J. Lynch | | |

BRONCOS SUBSTITUTIONS: K 1 J. Elam, P 10 T. Sauerbrun, WR 14 T. Devoe, RB 26 T. Bell, CB 27 Da. Williams, RB 33 R. Dayne, RB 37 C. Sapp, S 40 C. Cox, CB 41 K. Paymah, S 42 S. Brandon, LB 51 K. Burns, LB 53 L. Green, LB 54 P. Chukwurah, C/G 62 C. Myers, T 74 C. Green, WR 81 C. Adams, TE/LS 83 M. Leach, TE 84 W. Duke, TE 88 J. Putzier, DE 91 E. Ekuban, DE 95 M. Coleman, DT 97 D. Veal. **DID NOT PLAY:** QB 11 B. Van Pelt. **INACTIVE:** WR 13 D. Terrell, WR 17 D. Watts, S 21 H. Abdullah, CB 45 R. Alexander, G 59 T. Whitley, DE 60 J. Engelberger, DT 75 M. Pope, TE 89 N. Jackson.

| NEW ENGLAND PATRIOTS | | | | | |
|----------------------|--------------|--------|-------------|--|--|
| OFFENSE | | | DEFENSE | | |
| WR 83 | D. Branch | LE 94 | T. Warren | | |
| LT 68 | T. Ashworth | NT 75 | V. Wilfork | | |
| LG 70 | L. Mankins | RE 93 | R. Seymour | | |
| C 71 | R. Hochstein | OLB 55 | W. McGinest | | |
| G 61 | S. Neal | ILB 54 | T. Bruschi | | |
| RT 76 | B. Gorin | ILB 50 | M. Vrabel | | |
| TE 82 | D. Graham | OLB 59 | R. Colvin | | |
| WR 87 | D. Givens | LCB 22 | A. Samuel | | |
| QB 12 | T. Brady | RCB 27 | E. Hobbs | | |
| RB 28 | C. Dillon | SS 25 | A. Hawkins | | |
| TE 84 | B. Watson | FS 26 | E. Wilson | | |

PATRIOTS SUBSTITUTIONS: K 4 A. Vinatieri, P 8 J. Miller, WR 18 A. Davis, S 24 M. Stone, CB 32 H. Poteat, RB 33 K. Faulk, S 36 J. Sanders, FB 44 H. Evans, LB 51 D. Davis, LB 52 M. Beisel, LB 53 L. Izzo, LB 58 M. Chatham, LS 66 L. Paxton, OL 69 R. Tucker, G 74 B. Yates, WR 80 T. Brown, WR 86 T. Dwight, TE 88 C. Fauria, DE 91 M. Hill, LB 95 T. Banta-Cain, DL 97 J. Green, LB 98 C. Brown. **DID NOT PLAY:** QB 2 D. Flutie. **INACTIVE:** QB 16 M. Cassel, WR 13 B. Childress, FB 35 P. Pass, G/C 64 G. Mruczkowski, T 77 N. Kaczur, WR 81 B. Johnson, DL 90 D. Klecko, DL 92 S. Thomas.

| FINAL INDIVIDUAL STATISTICS | | | | | | | | | | | | | | | | | | | | | | | |
|-----------------------------|-----|------|------|------|----|------|------|------|----|----------------|----------------|-----------------|------------|------|-------|------|-----|------|------|------|------|--|--|
| New England Patriots | | | | | | | | | | Denver Broncos | | | | | | | | | | | | | |
| RUSHING | ATT | YDS | AVG | LG | TD | | | | | RUSHING | ATT | YDS | AVG | LG | TD | | | | | | | | |
| C. Dillon | 13 | 57 | 4.4 | 17 | 0 | | | | | M. Anderson | 19 | 69 | 3.6 | 18 | 2 | | | | | | | | |
| K. Faulk | 7 | 23 | 3.3 | 5 | 0 | | | | | T. Bell | 6 | 19 | 3.2 | 8 | 0 | | | | | | | | |
| T. Brady | 1 | -1 | -1 | -1 | 0 | | | | | J. Plummer | 7 | 8 | 1.1 | 6 | 0 | | | | | | | | |
| TOTAL | 21 | 79 | 3.8 | 17 | 0 | | | | | TOTAL | 32 | 96 | 3.0 | 18 | 2 | | | | | | | | |
| | | | | | | | | | | | | | | | | | | | | | | | |
| PASSING | ATT | CMP | YDS | TD | LG | IN | Rtg. | | | | | PASSING | ATT | CMP | YDS | TD | LG | IN | Rtg. | | | | |
| T. Brady | 36 | 20 | 341 | 0/0 | 1 | 73 | 2 | 74.0 | | | | | J. Plummer | 26 | 15 | 197 | 2/7 | 1 | 42 | 1 | 78.5 | | |
| TOTAL | 36 | 20 | 341 | 0/0 | 1 | 73 | 2 | 74.0 | | | | | TOTAL | 26 | 15 | 197 | 2/7 | 1 | 42 | 1 | 78.5 | | |
| | | | | | | | | | | | | | | | | | | | | | | | |
| PASS RECEIVING | NO | | YDS | AVG | LG | TD | | | | | PASS RECEIVING | NO | | YDS | AVG | LG | TD | | | | | | |
| D. Branch | 8 | | 153 | 19.1 | 73 | 0 | | | | | R. Smith | 6 | | 96 | 16.0 | 42 | 1 | | | | | | |
| D. Givens | 5 | | 54 | 10.8 | 21 | 1 | | | | | A. Lelie | 5 | | 50 | 10.0 | 17 | 0 | | | | | | |
| K. Faulk | 2 | | 20 | 10.0 | 14 | 0 | | | | | J. Putzier | 3 | | 37 | 12.3 | 24 | 0 | | | | | | |
| A. Davis | 1 | | 51 | 51.0 | 51 | 0 | | | | | M. Anderson | 1 | | 14 | 14.0 | 14 | 0 | | | | | | |
| T. Brown | 1 | | 33 | 33.0 | 33 | 0 | | | | | | | | | | | | | | | | | |
| D. Graham | 1 | | 18 | 18.0 | 18 | 0 | | | | | | | | | | | | | | | | | |
| C. Dillon | 1 | | 9 | 9.0 | 9 | 0 | | | | | | | | | | | | | | | | | |
| H. Evans | 1 | | 3 | 3.0 | 3 | 0 | | | | | | | | | | | | | | | | | |
| TOTAL | 20 | | 341 | 17.1 | 73 | 1 | | | | | TOTAL | 15 | | 197 | 13.1 | 42 | 1 | | | | | | |
| | | | | | | | | | | | | | | | | | | | | | | | |
| INTERCEPTIONS | NO | | YDS | AVG | LG | TD | | | | | INTERCEPTIONS | NO | | YDS | AVG | LG | TD | | | | | | |
| A. Samuel | 1 | | 0 | 0.0 | 0 | 0 | | | | | C. Bailey | 1 | | 100 | 100.0 | 100 | 0 | | | | | | |
| | | | | | | | | | | | | J. Lynch | 1 | | 5 | 5.0 | 5 | 0 | | | | | |
| TOTAL | 1 | | 0 | 0.0 | 0 | 0 | | | | | TOTAL | 2 | | 105 | 52.5 | 100 | 0 | | | | | | |
| | | | | | | | | | | | | | | | | | | | | | | | |
| PUNTING | NO | YDS | AVG | NET | TB | IN20 | LG | | | | | PUNTING | NO | YDS | AVG | NET | TB | IN20 | LG | | | | |
| J. Miller | 3 | 146 | 48.7 | 45.3 | 0 | 0 | 50 | | | | | T. Sauerbrun | 6 | 274 | 45.7 | 39.5 | 0 | 3 | 58 | | | | |
| TOTAL | 3 | 146 | 48.7 | 45.3 | 0 | 0 | 50 | | | | | TOTAL | 6 | 274 | 45.7 | 39.5 | 0 | 3 | 58 | | | | |
| | | | | | | | | | | | | | | | | | | | | | | | |
| PUNT RETURNS | NO | YDS | AVG | FC | LG | TD | | | | | PUNT RETURNS | NO | YDS | AVG | FC | LG | TD | | | | | | |
| T. Dwight | 3 | 37 | 12.3 | 1 | 14 | 0 | | | | | C. Adams | 1 | 10 | 10.0 | 2 | 10 | 0 | | | | | | |
| T. Brown | 1 | 0 | 0.0 | 0 | 0 | 0 | | | | | | | | | | | | | | | | | |
| [DOWNED] | 1 | 0 | 0.0 | 0 | — | 0 | | | | | | | | | | | | | | | | | |
| RETURNS | 4 | 37 | 9.3 | 1 | 14 | 0 | | | | | RETURNS | 1 | 10 | 10.0 | 2 | 10 | 0 | | | | | | |
| | | | | | | | | | | | | | | | | | | | | | | | |
| KICKOFF RETURNS | NO | | YDS | AVG | FC | LG | TD | | | | | KICKOFF RETURNS | NO | | YDS | AVG | FC | LG | TD | | | | |
| E. Hobbs | 3 | | 89 | 29.7 | 0 | 32 | 0 | | | | | C. Adams | 3 | | 54 | 18.0 | 0 | 29 | 0 | | | | |
| A. Davis | 3 | | 61 | 20.3 | 0 | 21 | 0 | | | | | Da. Williams | 1 | | 19 | 19.0 | 0 | 19 | 0 | | | | |
| RETURNS | 6 | | 150 | 25.0 | 0 | 32 | 0 | | | | | RETURNS | 4 | | 73 | 18.3 | 0 | 29 | 0 | | | | |
| | | | | | | | | | | | | | | | | | | | | | | | |
| New England Patriots | | | | | | | | | | Denver Broncos | | | | | | | | | | | | | |
| FUMBLES | Fum | Lost | Rec. | Yds | TD | FF | Rec. | Yds | TD | Bnds | FUMBLES | Fum | Lost | Rec. | Yds | TD | FF | Rec. | Yds | Bnds | | | |
| T. Brown | 1 | 1 | 0 | 0 | 0 | 0 | 0 | 0 | 0 | 0 | C. Bailey | 1 | 0 | 0 | 0 | 0 | 0 | 0 | 0 | 0 | | | |
| K. Faulk | 1 | 1 | 0 | 0 | 0 | 0 | 0 | 0 | 0 | 0 | C. Brown | 0 | 0 | 0 | 0 | 0 | 1 | 0 | 0 | 0 | | | |
| E. Hobbs | 1 | 1 | 0 | 0 | 0 | 0 | 0 | 0 | 0 | 0 | T. Sauerbrun | 0 | 0 | 0 | 0 | 0 | 1 | 0 | 0 | 0 | | | |
| B. Watson | 0 | 0 | 0 | 0 | 0 | 1 | 0 | 0 | 0 | 0 | I. Gold | 0 | 0 | 0 | 0 | 0 | 0 | 1 | 0 | 0 | | | |
| | | | | | | | | | | M. Leach | | | | | | | | | | | | | |
| | | | | | | | | | | C. Sapp | | | | | | | | | | | | | |
| Total | 3 | 3 | 0 | 0 | 0 | 1 | 0 | 0 | 0 | 0 | Total | 1 | 0 | 0 | 0 | 0 | 2 | 3 | 0 | 0 | | | |

| FINAL TEAM STATISTICS | | | | | | | | | |
|--|----------|----------|---|--|---------|----------|--|---------|--|
| | PATRIOTS | | BRONCOS | | | PATRIOTS | | BRONCOS | |
| TOTAL FIRST DOWNS | 15 | 16 | FGs – PATs Had Blocked | | 0-0 | 0-0 | | | |
| By Rushing | 3 | 6 | Net punting average | | 45.3 | 39.5 | | | |
| By Passing | 12 | 9 | TOTAL RETURN YARDAGE (Not Including Kickoffs) | | 37 | 115 | | | |
| By Penalty | 0 | 1 | No. and Yards Punt Returns | | 4-37 | 1-10 | | | |
| THIRD DOWN EFFICIENCY | 3-11-27% | 4-14-29% | No. and Yards Kickoff Returns | | 6-150 | 4-73 | | | |
| FOURTH DOWN EFFICIENCY | 0-1-0% | 0-1-0% | No. and Yards Interception Returns | | 1-0 | 2-105 | | | |
| TOTAL NET YARDS | 420 | 286 | PENALTIES Number and Yards | | 8-82 | 4-24 | | | |
| Total Offensive Plays (inc. times thrown passing) | 57 | 60 | FUMBLES Number and Lost | | 3-3 | 1-0 | | | |
| Average gain per offensive play | 7.4 | 4.8 | TOUCHDOWNS | | 3 | 3 | | | |
| NET YARDS RUSHING | 79 | 96 | Rushing | | 2 | 2 | | | |
| Total Rushing Plays | 21 | 32 | Passing | | 1 | 1 | | | |
| Average gain per rushing play | 3.8 | 3.0 | Interceptions | | 0 | 0 | | | |
| Tackles for a loss – number and yards | 1-1 | 0-0 | EXTRA POINTS Made-Attempts | | 1-1 | 3-3 | | | |
| NET YARDS PASSING | 341 | 190 | Kicking Made-Attempts | | 1-1 | 3-3 | | | |
| Times thrown – yards lost attempting to pass | 0-0 | 2-7 | FIELD GOALS Made-Attempts | | 2-3 | 2-2 | | | |
| Gross yards passing | 341 | 197 | RED ZONE EFFICIENCY | | 1-3-33 | 3-5-60 | | | |
| PASS ATTEMPTS-COMPLETIONS-HAD INTERCEPTED | 36-20-2 | 26-15-1 | GOAL LINE GO EFFICIENCY | | 1-2-50% | 3-3-100% | | | |
| Average gain per pass play (inc. # thrown passing) | 9.5 | 6.8 | SAFETIES | | 0 | 2 | | | |
| KICKOFFS Number-In End Zone-Touchbacks | 4-0-0 | 6-3-0 | FINAL SCORE | | 13 | 27 | | | |
| PUNTS Number and Average | 3-48.7 | 6-45.7 | TIME OF POSSESSION | | 28:12 | 31:48 | | | |
| Had Blocked | 0 | 0 | | | | | | | |



Indianapolis 49, Denver 24

Sunday, Jan. 9, 2005 • 1:07 p.m. EDT • RCA Dome • Indianapolis

WEATHER: Indoors • ATTENDANCE: 56,609 • TIME: 3:06

2004 AFC Wild Card Playoff Game

Peyton Manning threw for 458 yards with four touchdowns while also running for a score to lead the Indianapolis Colts over the Denver Broncos 49-24 in an AFC Wild Card Playoff Game in the RCA Dome in Indianapolis in front of 56,609 fans.

The Colts jumped out to a quick 14-0 first-quarter lead after Manning found James Mungro for a 2-yard touchdown pass and running back Edgerrin James scored on a 1-yard run.

After Manning's second touchdown of the day, a 19-yard strike to tight end Dallas Clark, the Broncos' Jason Elam put Denver on the scoreboard with a 33-yard field goal.

The Colts' offense responded quickly, however, as Manning increased the lead to 35-3 with a 35-yard touchdown pass to Reggie Wayne and a 1-yard quarterback sneak in the closing seconds of the half.

The Broncos fought back in the third quarter when quarterback Jake Plummer capped off a 10-play, 71-yard drive with a 9-yard touchdown pass to Rod Smith.

After forcing the Colts to punt for just the second time all day, Plummer led Denver downfield once again and hit tight end Jeb Putzier for a 35-yard score. The touchdown concluded an 85-yard drive, cutting the Broncos' deficit to 35-17.

Indianapolis denied Denver any thoughts of coming back when Manning connected with Wayne for the second time in the game for a 43-yard touchdown pass.

The Broncos scored their final points on a 1-yard touchdown run by Tatum Bell in the fourth quarter, but it was not enough to catch up to the potent Colts offense, which amassed 530 total yards for the game.

Smith paced the Denver receivers with seven catches for 99 yards with a touchdown to give him 39 career postseason catches and move him past Ed McCaffrey (36) for third on the Broncos' all-time playoff list. Putzier finished the contest with 67 yards on three catches, including the 35-yard touchdown.

Plummer completed 24-of-34 passes for 284 yards with two touchdowns while posting a passer rating of 103.1.

For the Colts, Manning's 458 passing yards were the most the Broncos have ever yielded in a game and ranked as the second-most passing yards in a playoff game in NFL history. Wayne also posted an impressive day, catching 10 passes for 221 yards with two scores, while Clark added 112 yards on six catches along with a touchdown.

OFFICIALS:

Referee — Mike Carey (94); **Umpire** — Jim Quirk (5); **Head Linesman** — Ron Marinucci (107); **Line Judge** — Mark Periman (9); **Field Judge** — Scott Stenson (88); **Side Judge** — Larry Rose (128); **Back Judge** — Keith Ferguson (61); **Replay** — Tommy Moore.

| | 1 | 2 | 3 | 4 | OT | TOTAL | | FIELD GOALS (made () & missed) |
|----------------|--------------------|----|----|----|----|-------|----|---------------------------------|
| VISITOR | Denver Broncos | 0 | 3 | 14 | 7 | — | 24 | |
| HOME | Indianapolis Colts | 14 | 21 | 0 | 14 | — | 49 | |

| Team | Qtr | Clock Time | PLAY DESCRIPTION (Extra Point) (Drive Info) | SCORE Visitor | Home |
|---------|-----|------------|---|---------------|------|
| COLTS | 1 | 7:23 | J. Mungro 2 yd. pass from P. Manning (M. Vanderjagt, kick) (9-76, 3:43) | 0 | 7 |
| COLTS | 1 | 0:38 | E. James 1 yd. run (M. Vanderjagt, kick) (8-87, 4:59) | 0 | 14 |
| COLTS | 2 | 8:11 | D. Clark 19 yd. pass from P. Manning (M. Vanderjagt, kick) (4-52, 1:42) | 0 | 21 |
| BRONCOS | 2 | 5:19 | J. Elam 33 yd. Field Goal (7-51, 2:52) | 3 | 21 |
| COLTS | 2 | 4:29 | R. Wayne 35 yd. pass from P. Manning (M. Vanderjagt, kick) (2-40, 0:50) | 3 | 28 |
| COLTS | 2 | 0:06 | P. Manning 1 yd. run (M. Vanderjagt, kick) (8-75, 3:07) | 3 | 35 |
| BRONCOS | 3 | 9:01 | R. Smith 9 yd. pass from J. Plummer (J. Elam, kick) (10-71, 5:59) | 10 | 35 |
| BRONCOS | 3 | 1:10 | J. Putzier 35 yd. pass from J. Plummer (J. Elam, kick) (9-85, 5:39) | 17 | 35 |
| COLTS | 4 | 12:48 | R. Wayne 43 yd. pass from P. Manning (M. Vanderjagt, kick) (6-80, 3:22) | 17 | 42 |
| BRONCOS | 4 | 7:45 | T. Bell 1 yd. run (J. Elam, kick) (10-57, 5:03) | 24 | 42 |
| COLTS | 4 | 2:02 | D. Rhodes 2 yd. run (M. Vanderjagt, kick) (9-45, 5:43) | 24 | 49 |

DENVER BRONCOS

| OFFENSE | | | | DEFENSE | | | |
|---------|----|-------------|-----|---------|-------------|--|--|
| WR | 80 | R. Smith | LE | 92 | M. Coleman | | |
| LT | 78 | M. Lepsis | LT | 68 | M. Fatafehi | | |
| LG | 50 | B. Hamilton | RT | 75 | M. Pope | | |
| C | 66 | T. Nalen | RE | 98 | R. Hayward | | |
| RG | 65 | C. Carlisle | WLB | 52 | D. Williams | | |
| RT | 72 | G. Foster | MLB | 56 | A. Wilson | | |
| TE | 89 | D. Carswell | SLB | 59 | D. Spragan | | |
| WR | 85 | A. Lelie | LCB | 24 | C. Bailey | | |
| QB | 16 | J. Plummer | RCB | 31 | K. Herndon | | |
| RB | 34 | R. Droughns | SS | 28 | K. Kennedy | | |
| FB | 86 | P. Hape | FS | 47 | J. Lynch | | |

BRONCOS SUBSTITUTIONS: K 1 J. Elam, P/K 6 J. Baker, WR 10 T. Luke, WR 17 D. Watts, S 25 N. Ferguson, RB 26 T. Bell, S 32 C. Young, RB 37 C. Sapp, CB 40 J. Shoate, S 42 S. Brandon, CB 45 R. Alexander, LB 53 L. Green, LB 55 P. Chukwurah, LB 58 T. Pierce, DT 61 E. Johnson, G 69 P.J. Alexander, WR 81 C. Adams, TE/LB 83 M. Leach, TE 88 J. Putzier, DE 95 A. Palepoi, DE 99 R. Johnson. **DID NOT PLAY:** QB 13 D. Kanell, T 74 C. Green. **INACTIVE:** 3QB 8 M. Mauck, FB 39 K. Johnson, LB 57 J. Sykes, G 62 D. Neil, G 63 T. Stuber, G 70 T. Clabo, DE 93 T. Pryce, DT/DE 67 D. Veal.

INDIANAPOLIS COLTS

| OFFENSE | | | | DEFENSE | | | |
|---------|----|--------------|------|---------|-------------|--|--|
| WR | 87 | R. Wayne | LE | 79 | R. Brock | | |
| LT | 78 | T. Glenn | LT | 90 | M. Reagor | | |
| LG | 64 | R. DeMulling | RT | 96 | J. Williams | | |
| C | 63 | J. Saturday | RE | 93 | D. Freeney | | |
| RG | 73 | J. Scott | LOLB | 50 | D. Thornton | | |
| RT | 71 | R. Diem | MLB | 94 | R. Morris | | |
| TE | 81 | M. Pollard | ROLB | 59 | C. June | | |
| WR | 88 | M. Harrison | LCB | 25 | N. Harper | | |
| QB | 18 | P. Manning | RCB | 42 | J. David | | |
| RB | 32 | E. James | SS | 21 | B. Sanders | | |
| TE | 44 | D. Clark | FS | 28 | I. Bashir | | |

COLTS SUBSTITUTIONS: K 10 M. Gramatica, K 13 M. Vanderjagt, P 17 H. Smith, SS 20 M. Doss, RB 23 J. Mungro, CB 26 W. Bacon, CB 27 V. Hutchins, CB 29 J. Jefferson, RB 33 D. Rhodes, SS 38 G. Sapp, SS 41 C. Bird, TE 48 J. Snow, C/G 56 T. Peko, LB 58 G. Brackett, DT 75 L. Tripplett, OT 76 M. Freitas, TE 80 B. Hartsock, WR 83 B. Stokley, WR 86 T. Walters, LB 97 N. Rogers, DE 98 R. Mathis, DE 99 B. Sciofi. **DID NOT PLAY:** QB 12 J. Sorgi. **INACTIVE:** 3QB 5 T. Brown, FS 39 A. Floyd, LB 51 G. Gardner, LB 55 K. Pope, G/C 61 T. Hutton, OG 65 R. Lijja, WR 84 B. Pyatt, WR 85 A. Moorehead.

FINAL INDIVIDUAL STATISTICS

| Denver Broncos | | | | | | | | | | | | | Indianapolis Colts | | | | | | | | | | | | | | | | | | | | | | | | |
|-----------------|--|-----|------|----------|------------|------|------|------|-------|----|----------|---|--------------------|--|----------------|-----------------|-----|---------|---------|------|------------|----------|-----|----|-------|------|-----|----|----------|---|---|--|--|--|--|--|--|
| RUSHING | | ATT | YDS | AVG | LG | TD | | | | | | | RUSHING | | ATT | YDS | AVG | LG | TD | | | | | | | | | | | | | | | | | | |
| T. Bell | | 12 | 49 | 4.1 | 15 | 1 | | | | | | | E. James | | 18 | 63 | 3.5 | 11 | 1 | | | | | | | | | | | | | | | | | | |
| R. Droughns | | 8 | 29 | 3.6 | 6 | 0 | | | | | | | D. Rhodes | | 5 | 12 | 2.4 | 6 | 1 | | | | | | | | | | | | | | | | | | |
| J. Plummer | | 1 | 0 | 0.0 | 0 | 0 | | | | | | | P. Manning | | 1 | 1 | 1.0 | 1 | 1 | | | | | | | | | | | | | | | | | | |
| TOTAL | | 21 | 78 | 3.7 | 15 | 1 | | | | | | | TOTAL | | 24 | 76 | 3.2 | 11 | 3 | | | | | | | | | | | | | | | | | | |
| PASSING | | ATT | CMP | YDS | TKD/ YD | TD | LG | IN | Rtg. | | | | | | | PASSING | | ATT | CMP | YDS | TKD/ YD | TD | LG | IN | Rtg. | | | | | | | | | | | | |
| J. Plummer | | 34 | 24 | 284 | 3/24 | 2 | 35 | 1 | 103.1 | | | | | | | P. Manning | | 33 | 27 | 458 | 1/4 | 4 | 49 | 1 | 145.7 | | | | | | | | | | | | |
| TOTAL | | 34 | 24 | 284 | 3/24 | 2 | 35 | 1 | 103.1 | | | | | | | TOTAL | | 33 | 27 | 458 | 1/4 | 4 | 49 | 1 | 145.7 | | | | | | | | | | | | |
| PASS RECEIVING | | | | NO | YDS | AVG | LG | TD | | | | | | | PASS RECEIVING | | | | NO | YDS | AVG | LG | TD | | | | | | | | | | | | | | |
| R. Smith | | | | 7 | 99 | 14.1 | 30 | 1 | | | | | | | R. Wayne | | | | 10 | 221 | 22.1 | 49 | 2 | | | | | | | | | | | | | | |
| T. Bell | | | | 4 | 32 | 8.0 | 14 | 0 | | | | | | | D. Clark | | | | 6 | 112 | 18.7 | 31 | 1 | | | | | | | | | | | | | | |
| R. Droughns | | | | 4 | 28 | 7.0 | 9 | 0 | | | | | | | M. Harrison | | | | 4 | 51 | 12.5 | 24 | 0 | | | | | | | | | | | | | | |
| J. Putzier | | | | 3 | 67 | 22.3 | 35 | 1 | | | | | | | B. Stokley | | | | 2 | 33 | 16.5 | 21 | 0 | | | | | | | | | | | | | | |
| A. Lelie | | | | 2 | 27 | 13.5 | 21 | 0 | | | | | | | M. Pollard | | | | 2 | 28 | 14.0 | 25 | 0 | | | | | | | | | | | | | | |
| P. Hape | | | | 2 | 8 | 4.0 | 6 | 0 | | | | | | | E. James | | | | 2 | 11 | 5.5 | 6 | 0 | | | | | | | | | | | | | | |
| D. Carswell | | | | 1 | 15 | 15.0 | 15 | 0 | | | | | | | J. Mungro | | | | 1 | 2 | 2.0 | 2 | 1 | | | | | | | | | | | | | | |
| D. Watts | | | | 1 | 8 | 8.0 | 8 | 0 | | | | | | | | | | | | | | | | | | | | | | | | | | | | | |
| TOTAL | | | | 24 | 284 | 11.8 | 35 | 2 | | | | | | | TOTAL | | | | 27 | 458 | 16.9 | 49 | 4 | | | | | | | | | | | | | | |
| INTERCEPTIONS | | | | NO | YDS | AVG | LG | TD | | | | | | | INTERCEPTIONS | | | | NO | YDS | AVG | LG | TD | | | | | | | | | | | | | | |
| K. Herndon | | | | 1 | 0 | 0.0 | 0 | 0 | | | | | | | M. Doss | | | | 1 | 0 | 0.0 | 0 | 0 | | | | | | | | | | | | | | |
| TOTAL | | | | 1 | 0 | 0.0 | 0 | 0 | | | | | | | TOTAL | | | | 1 | 0 | 0.0 | 0 | 0 | | | | | | | | | | | | | | |
| PUNTING | | NO | YDS | AVG | NET | TB | IN20 | LG | | | | | | | PUNTING | | NO | YDS | AVG | NET | TB | IN20 | LG | | | | | | | | | | | | | | |
| J. Baker | | 4 | 150 | 37.5 | 35.3 | 0 | 1 | 46 | | | | | | | H. Smith | | 2 | 76 | 38.0 | 38.5 | 0 | 2 | 39 | | | | | | | | | | | | | | |
| TOTAL | | 4 | 150 | 37.5 | 35.3 | 0 | 1 | 46 | | | | | | | TOTAL | | 2 | 76 | 38.0 | 38.5 | 0 | 2 | 39 | | | | | | | | | | | | | | |
| PUNT RETURNS | | | | NO | YDS | AVG | FC | LG | TD | | | | | | | PUNT RETURNS | | | | NO | YDS | AVG | FC | LG | TD | | | | | | | | | | | | |
| C. Adams | | | | 1 | -1 | -1.0 | 0 | -1 | 0 | | | | | | | T. Walters | | | | 1 | 9 | 9.0 | 2 | 9 | 0 | | | | | | | | | | | | |
| T. Luke | | | | 0 | 0 | 0.0 | 1 | — | 0 | | | | | | | (DOWNED) | | | | 1 | 0 | 0.0 | 0 | — | 0 | | | | | | | | | | | | |
| RETURNS | | | | 1 | -1 | -1.0 | 0 | -1 | 0 | | | | | | | RETURNS | | | | 1 | 9 | 9.0 | 2 | 9 | 0 | | | | | | | | | | | | |
| KICKOFF RETURNS | | | | NO | YDS | AVG | FC | LG | TD | | | | | | | KICKOFF RETURNS | | | | NO | YDS | AVG | FC | LG | TD | | | | | | | | | | | | |
| C. Sapp | | | | 4 | 86 | 21.5 | 0 | 25 | 0 | | | | | | | D. Rhodes | | | | 1 | 36 | 36.0 | 0 | 36 | 0 | | | | | | | | | | | | |
| R. Droughns | | | | 2 | 36 | 18.0 | 0 | 26 | 0 | | | | | | | J. Mungro | | | | 1 | 18 | 18.0 | 0 | 18 | 0 | | | | | | | | | | | | |
| T. Luke | | | | 1 | 41 | 41.0 | 0 | 41 | 0 | | | | | | | (TOUCHBACK) | | | | 1 | 0 | 0.0 | 0 | — | 0 | | | | | | | | | | | | |
| C. Adams | | | | 1 | 25 | 25.0 | 0 | 25 | 0 | | | | | | | | | | | | | | | | | | | | | | | | | | | | |
| RETURNS | | | | 8 | 188 | 23.5 | 0 | 41 | 0 | | | | | | | RETURNS | | | | 2 | 54 | 27.0 | 0 | 36 | 0 | | | | | | | | | | | | |
| Denver Broncos | | | | | | | | | | | | | Indianapolis Colts | | | | | | | | | | | | | | | | | | | | | | | | |
| FUMBLES | | Fum | Lost | Own Rec. | Yds | TD | FF | Rec. | Yds | TD | Out Bnds | | | | | | | FUMBLES | | Fum | Lost | Own Rec. | Yds | TD | FF | Rec. | Yds | TD | Out Bnds | | | | | | | | |
| C. Adams | | 1 | 0 | 0 | 0 | 0 | 0 | 0 | 0 | 0 | 0 | 1 | | | | | | | J. Snow | | 0 | 0 | 0 | 0 | 0 | 1 | 0 | 0 | 0 | 0 | 0 | | | | | | |
| TOTAL | | 1 | 0 | 0 | 0 | 0 | 0 | 0 | 0 | 0 | 1 | | | | | | | TOTAL | | 0 | 0 | 0 | 0 | 0 | 0 | 1 | 0 | 0 | 0 | 0 | 0 | | | | | | |



Indianapolis 41, Denver 10

Sunday, Jan. 4, 2004 • 4:35 p.m. EST • RCA Dome • Indianapolis

WEATHER: Indoors • ATTENDANCE: 55,331 • TIME: 2:39

2003 AFC Wild Card Playoff Game

Denver suffered a 41-10 loss to Indianapolis in an AFC Wild Card Playoff Game in front of 55,331 fans at the RCA Dome.

On the game's opening drive, Peyton Manning led the Colts 70 yards and capped the drive when he found Brandon Stokley for a 31-yard touchdown and an early lead. Denver answered on its first drive but could only manage a 49-yard Jason Elam field goal after penalties caused the drive to stall.

Late in the first quarter, Manning hit Marvin Harrison, who fell near the Colts' 29-yard line, and after not being touched by a Broncos' defender, got up and ran the ball in for a touchdown and a 14-3 lead. With Denver unable to sustain a drive after picking up two holding penalties, Indianapolis took possession on its 20-yard-line after a Broncos punt. Manning engineered another successful touchdown drive (8 plays, 80 yards), culminating in a 23-yard touchdown pass to Harrison.

After another Denver punt, Manning hit Stokley in stride and scampered 87 yards for a touchdown, giving the Colts a 28-3 lead with less than two minutes remaining in the half. Denver began to mount a drive, but Plummer's pass, intended for Rod Smith, was intercepted by David Macklin and returned 21 yards to the Colts' 42-yard-line. Mike Vanderjagt's 27-yard field goal gave the Colts a 31-3 halftime lead as the first half ended.

On their first drive of the second half, Plummer connected with Rod Smith for a 34-yard reception, moving the Broncos to the Colts' 27-yard line, but Elam's 28-yard field goal attempt was blocked and the Colts took over on their own 36-yard line. Indianapolis was able to add to its lead by capping a 64-yard drive with a 7-yard touchdown pass from Manning to Reggie Wayne. Plummer—when hit from behind by Dwight Freeney—fumbled on Denver's next possession, and the ball was recovered by Rob Morris on Denver's 20-yard line. Indianapolis settled for a 20-yard field goal and a 41-3 lead. Midway through the fourth quarter—after recovering a Colts fumble on its 38-yard-line—Denver finally found the end zone for the game's final score when Plummer connected with Smith for a 7-yard touchdown.

Plummer completed 23-of-30 passes for 181 yards with a touchdown but had a pair of interceptions. Clinton Portis led the Broncos with 68 yards rushing, and rookie Quentin Griffin added 60 yards on six carries. Smith pitched in with five catches for 66 yards, and Shannon Sharpe also caught five balls for 31 yards.

OFFICIALS:

Referee — Johnny Grier (23); **Umpire** — Ed Coukart (71); **Head Linesman** — James Wilson (43); **Line Judge** — Jeff Bergman (32); **Field Judge** — Jim Saracino (58); **Side Judge** — Doug Rosenbaum (67); **Back Judge** — Scott Green (19); **Replay** — Dean Blandino.

| | | 1 | 2 | 3 | 4 | OT | TOTAL | FIELD GOALS (made () & missed) |
|----------------|--------------------|----|----|----|---|----|-------|---------------------------------|
| VISITOR | Denver Broncos | 3 | 0 | 0 | 7 | — | 10 | J. Elam (49) 46B |
| HOME | Indianapolis Colts | 14 | 17 | 10 | 0 | — | 41 | M. Vanderjagt (27) (20) |

| Team | Qtr | Clock Time | PLAY DESCRIPTION (Extra Point) (Drive Info) | SCORE Visitor Home |
|---------|-----|------------|--|--------------------|
| COLTS | 1 | 12:02 | B. Stokley 31 yd. pass P. Manning (M. Vanderjagt, kick) (6-70, 3:05) | 0 7 |
| BRONCOS | 1 | 3:48 | J. Elam 49 yd. Field Goal (12-47, 8:14) | 3 7 |
| COLTS | 1 | 0:36 | M. Harrison 46 yd. pass from P. Manning (M. Vanderjagt, kick) (8-81, 3:17) | 3 14 |
| COLTS | 2 | 7:28 | M. Harrison 23 yd. pass from P. Manning (M. Vanderjagt, kick) (8-80, 3:49) | 3 21 |
| COLTS | 2 | 1:51 | B. Stokley 87 yd. pass from P. Manning (M. Vanderjagt, kick) (1-87, 0:10) | 3 28 |
| COLTS | 2 | 0:00 | M. Vanderjagt 27 yd. Field Goal (6-49, 0:55) | 3 31 |
| COLTS | 3 | 5:19 | R. Wayne 7 yd. pass from P. Manning (M. Vanderjagt, kick) (12-64, 5:45) | 3 38 |
| COLTS | 3 | 0:55 | M. Vanderjagt 20 yd. Field Goal (6-17, 3:38) | 3 41 |
| BRONCOS | 4 | 7:04 | R. Smith 7 yd. pass from J. Plummer (12-62, 6:18) | 10 41 |

DENVER BRONCOS

| OFFENSE | DEFENSE |
|-------------------|-------------------|
| WR 80 R. Smith | LE 93 T. Pryce |
| LT 74 E. Salaam | LT 68 M. Fatafehi |
| LG 50 B. Hamilton | RT 90 D. Holland |
| C 66 T. Nalen | RE 92 B. Berry |
| RG 62 D. Neil | WLB 59 D. Spragan |
| RT 78 M. Lepsis | MLB 56 A. Wilson |
| TE 84 S. Sharpe | SLB 33 J. Spencer |
| WR 85 A. Lelie | LCB 35 L. Walls |
| QB 16 J. Plummer | RCB 31 K. Herndon |
| RB 26 C. Portis | SS 28 K. Kennedy |
| FB 34 R. Droughns | FS 42 S. Brandon |

BRONCOS SUBSTITUTIONS: K 1 J. Elam, P/K 4 M. Knorr, WR 12 C. Adams, CB 21 S. Turner, RB 22 Q. Griffin, CB 23 W. Middlebrooks, S 32 C. Young, CB 33 J. Spencer, RB 38 M. Anderson, CB 47 R. McNeil, LB 53 J. Rutledge, LB 55 K. Burns, G/T 65 C. Carlisle, T 71 B. Brockmeyer, DT 75 M. Pope, WR 82 A. Madise, TE/LS 83 M. Leach, TE 86 P. Hape, TE 89 D. Carswell, DE 98 R. Hayward. **DID NOT PLAY:** QB 13 D. Kanell, WR 14 N. Jackson, DT 96 D. Davis. **INACTIVE:** 3QB 17 J. Jackson, CB/WR 24 Deltha O'Neal, RB 37 C. Sapp, T 69 P.J. Alexander, T 72 G. Foster, G 79 S. Herndon, WR 87 E. McCaffrey, TE 88 J. Putzier.

INDIANAPOLIS COLTS

| OFFENSE | DEFENSE |
|--------------------|----------------------|
| WR 87 R. Wayne | LE 79 R. Brock |
| LT 78 T. Glenn | LT 75 L. Triplett |
| LG 64 R. DeMulling | RT 90 M. Reagor |
| C 56 T. Peko | RE 93 D. Freeney |
| RG 63 J. Saturday | SLB 53 M. Washington |
| RT 71 R. Diem | MLB 94 R. Morris |
| TE 81 M. Pollard | WLB 50 D. Thornton |
| WR 88 M. Harrison | LCB 21 W. Harris |
| QB 18 P. Manning | RCB 27 D. Macklin |
| RB 32 E. James | SS 30 D. Strickland |
| TE 80 J. Davenport | FS 28 I. Bashir |

COLTS SUBSTITUTIONS: QB 7 B. Huard, K 13 M. Vanderjagt, P 17 H. Smith, DB 25 N. Harper, DB 31 C. Crosby, RB 33 D. Rhodes, DB 34 J. Doering, RB 35 R. Williams, DB 41 C. Bird, TE 48 J. Snow, LB 52 K. Whiteside, LB 57 J. Nelson, LB 58 G. Brackett, LB 59 C. June, OG 74 S. Scullio, T 76 M. Freitas, WR 83 B. Stokley, WR 86 T. Walters, DE 92 C. Bratzke, DT 96 J. Williams, DE 98 R. Mathis, DE 99 B. Sciolli. **DID NOT PLAY:** RB 36 T. Lopienski. **INACTIVE:** WR 10 T. Wilkins, WR 11 J. Dawson, 3QB 16 C. Sauter, DB 20 M. Doss, DB 39 A. Floyd, TE 44 D. Clark, TE 49 P. Mitchell, WR 85 A. Moorehead.

FINAL INDIVIDUAL STATISTICS

| Denver Broncos | | | | | | | | | | | Indianapolis Colts | | | | | | | | | | |
|-----------------|-----|------|------|--------|------|-------------|------|--------------------|------------|------------|--------------------|------|--------|------|----|------|-------|--|--|--|--|
| RUSHING | ATT | YDS | AVG | LG | TD | RUSHING | ATT | YDS | AVG | LG | TD | | | | | | | | | | |
| C. Portis | 17 | 68 | 4.0 | 11 | 0 | E. James | 17 | 78 | 4.6 | 11 | 0 | | | | | | | | | | |
| Q. Griffin | 6 | 60 | 10.0 | 19 | 0 | D. Rhodes | 4 | 8 | 2.0 | 4 | 0 | | | | | | | | | | |
| J. Plummer | 3 | 18 | 6.0 | 10 | 0 | P. Manning | 1 | 0 | 0.0 | 0 | 0 | | | | | | | | | | |
| | | | | | | R. Williams | 1 | -1 | -1.0 | -1 | 0 | | | | | | | | | | |
| TOTAL | 26 | 146 | 5.6 | 19 | 0 | TOTAL | 23 | 85 | 3.7 | 11 | 0 | | | | | | | | | | |
| | | | | | | | | | | | | | | | | | | | | | |
| PASSING | ATT | CMP | YDS | TKD/YD | TD | LG | IN | Rtg. | PASSING | ATT | CMP | YDS | TKD/YD | TD | LG | IN | Rtg. | | | | |
| J. Plummer | 30 | 23 | 181 | 2/5 | 1 | 34 | 2 | 74.4 | P. Manning | 26 | 22 | 377 | 0/0 | 5 | 87 | 0 | 158.3 | | | | |
| | | | | | | | | | B. Huard | 5 | 4 | 17 | 0/0 | 0 | 16 | 0 | 80.8 | | | | |
| TOTAL | 30 | 23 | 181 | 2/5 | 1 | 34 | 2 | 74.4 | TOTAL | 31 | 26 | 394 | 0/0 | 5 | 87 | 0 | 158.3 | | | | |
| | | | | | | | | | | | | | | | | | | | | | |
| PASS RECEIVING | | | NO | YDS | AVG | LG | TD | PASS RECEIVING | | | NO | YDS | AVG | LG | TD | | | | | | |
| R. Smith | | | 5 | 66 | 13.2 | 34 | 1 | M. Harrison | | | 7 | 133 | 19.0 | 46 | 2 | | | | | | |
| S. Sharpe | | | 5 | 31 | 6.2 | 9 | 0 | R. Wayne | | | 5 | 43 | 8.6 | 16 | 1 | | | | | | |
| R. Droughns | | | 5 | 19 | 3.8 | 10 | 0 | E. James | | | 5 | 37 | 7.4 | 13 | 0 | | | | | | |
| Q. Griffin | | | 2 | 18 | 9.0 | 11 | 0 | B. Stokley | | | 4 | 144 | 36.0 | 87 | 2 | | | | | | |
| C. Adams | | | 2 | 18 | 9.0 | 14 | 0 | T. Walters | | | 3 | 1 | 0.3 | 3 | 0 | | | | | | |
| D. Carswell | | | 2 | 12 | 6.0 | 7 | 0 | M. Pollard | | | 1 | 25 | 25.0 | 25 | 0 | | | | | | |
| C. Portis | | | 1 | 10 | 10.0 | 10 | 0 | J. Davenport | | | 1 | 11 | 11.0 | 11 | 0 | | | | | | |
| A. Lelie | | | 1 | 7 | 7.0 | 7 | 0 | | | | | | | | | | | | | | |
| TOTAL | | | 23 | 181 | 7.9 | 34 | 1 | TOTAL | | | 26 | 394 | 15.2 | 87 | 5 | | | | | | |
| | | | | | | | | | | | | | | | | | | | | | |
| INTERCEPTIONS | | | NO | YDS | AVG | LG | TD | INTERCEPTIONS | | | NO | YDS | AVG | LG | TD | | | | | | |
| | | | | | | | | D. Macklin | | | 2 | 52 | 26.0 | 31 | 0 | | | | | | |
| TOTAL | | | 0 | 0 | 0.0 | — | 0 | TOTAL | | | 2 | 52 | 26.0 | 31 | 0 | | | | | | |
| | | | | | | | | | | | | | | | | | | | | | |
| PUNTING | | NO | YDS | AVG | NET | TB | IN20 | LG | PUNTING | | NO | YDS | AVG | NET | TB | IN20 | LG | | | | |
| M. Knorr | | 2 | 84 | 42.0 | 32.0 | 1 | 1 | 44 | M. Knorr | | 2 | 52 | 26.0 | 31 | 0 | 0 | — | | | | |
| TOTAL | | 2 | 84 | 42.0 | 32.0 | 1 | 1 | 44 | TOTAL | | 0 | 0 | 0.0 | 0.0 | 0 | 0 | — | | | | |
| | | | | | | | | | | | | | | | | | | | | | |
| PUNT RETURNS | | NO | YDS | AVG | FC | LG | TD | PUNT RETURNS | | NO | YDS | AVG | FC | LG | TD | | | | | | |
| | | | | | | | | (DOWNED) | | | 1 | 0 | 0.0 | 0 | — | 0 | | | | | |
| | | | | | | | | (TOUCHBACK) | | | 0 | 0 | 0.0 | 0 | — | 0 | | | | | |
| RETURNS | | 0 | 0 | 0.0 | 0 | 0 | 0 | RETURNS | | | 0 | 0 | 0.0 | 0 | — | 0 | | | | | |
| | | | | | | | | | | | | | | | | | | | | | |
| KICKOFF RETURNS | | NO | YDS | AVG | FC | LG | TD | KICKOFF RETURNS | | NO | YDS | AVG | FC | LG | TD | | | | | | |
| R. Droughns | | 6 | 133 | 22.2 | 0 | 33 | 0 | R. Williams | | 1 | 18 | 18.0 | 0 | 18 | 0 | | | | | | |
| (TOUCHBACK) | | 1 | 0 | 0.0 | 0 | 0 | 0 | D. Rhodes | | 1 | 16 | 16.0 | 0 | 16 | 0 | | | | | | |
| RETURNS | | 6 | 133 | 22.2 | 0 | 33 | 0 | RETURNS | | 2 | 34 | 17.0 | 0 | 18 | 0 | | | | | | |
| | | | | | | | | | | | | | | | | | | | | | |
| Denver Broncos | Own | | | Opp. | | | | Indianapolis Colts | | | Own | | | Opp. | | | | | | | |
| FUMBLES | Fum | Lost | Rec. | Yds | TD | FF | Rec. | Yds | TD | Fum | Lost | Rec. | Yds | TD | FF | Rec. | TD | | | | |
| J. Plummer | 1 | 1 | 0 | 0 | 0 | 0 | 0 | 0 | 0 | P. Manning | 1 | 0 | 1 | -2 | 0 | 0 | 0 | | | | |
| C. Portis | 1 | 0 | 0 | 0 | 0 | 0 | 0 | 0 | 0 | E. James | 1 | 1 | 0 | 0 | 0 | 0 | 0 | | | | |
| M. Fatafehi | 0 | 0 | 0 | 0 | 0 | 1 | 0 | 0 | 0 | M. Pollard | 1 | 0 | 0 | 0 | 0 | 0 | 1 | | | | |
| L. Walls | 0 | 0 | 0 | 0 | 0 | 1 | 0 | 0 | 0 | D. Freeney | 0 | 0 | 0 | 0 | 1 | 0 | 0 | | | | |
| R. Hayward | 0 | 0 | 0 | 0 | 0 | 0 | 1 | 0 | 0 | W. Harris | 0 | 0 | 0 | 0 | 1 | 0 | 0 | | | | |
| | | | | | | | | | | R. Morris | 0 | 0 | 0 | 0 | 0 | 1 | 0 | | | | |
| TOTAL | 2 | 1 | 0 | 0 | 0 | 2 | 1 | 0 | 1 | TOTAL | 3 | 1 | 1 | -2 | 0 | 2 | 1 | | | | |

FINAL TEAM STATISTICS

| | BRONCOS | | COLTS | | | BRONCOS | | COLTS | |
|--|---------|----------|-------|---------|---|---------|----------|-------|---------|
| TOTAL FIRST DOWNS | | 20 | | 23 | FGs – PATs Had Blocked | | 1-0 | | 0-0 |
| By Rushing | | 10 | | 6 | Net punting average | | 32.0 | | 0.0 |
| By Passing | | 9 | | 17 | TOTAL RETURN YARDAGE (Not Including Kickoffs) | | 0 | | 52 |
| By Penalty | | 1 | | 0 | No. and Yards Punt Returns | | 0-0 | | 0-0 |
| THIRD DOWN EFFICIENCY | | 4-11-36% | | 6-8-75% | No. and Yards Kickoff Returns | | 6-133 | | 2-34 |
| FOURTH DOWN EFFICIENCY | | 2-2-100% | | 0-1-0% | No. and Yards Interception Returns | | 0-0 | | 2-52 |
| TOTAL NET YARDS | | 322 | | 479 | PENALTIES Number and Yards | | 5-55 | | 5-40 |
| Total Offensive Plays (inc. times thrown passing) | | 58 | | 54 | FUMBLES Number and Lost | | 2-1 | | 3-1 |
| Average gain per offensive play | | 5.6 | | 8.9 | TOUCHDOWNS | | 1 | | 5 |
| NET YARDS RUSHING | | 146 | | 85 | Rushing | | 0 | | 0 |
| Total Rushing Plays | | 26 | | 23 | Passing | | 1 | | 5 |
| Average gain per rushing play | | 5.6 | | 3.7 | Interceptions | | 0 | | 2 |
| Tackles for a loss – number and yards | | 2-4 | | 2-5 | EXTRA POINTS Made-Attempts | | 1-1 | | 5-5 |
| NET YARDS PASSING | | 176 | | 394 | Kicking Made-Attempts | | 1-1 | | 5-5 |
| Times thrown – yards lost attempting to pass | | 2-5 | | 0-0 | FIELD GOALS Made-Attempts | | 1-2 | | 2-2 |
| Gross yards passing | | 181 | | 394 | RED ZONE EFFICIENCY | | 1-1-100% | | 1-3-33% |
| PASS ATTEMPTS-COMPLETIONS-HAD INTERCEPTED | | 30-23-2 | | 31-26-0 | GOAL TO GO EFFICIENCY | | 0-0-0% | | 1-3-33% |
| Average gain per pass play (inc. # thrown passing) | | 5.5 | | 12.7 | SAFETIES | | 0 | | 41 |
| KICKOFFS Number-In End Zone-Touchbacks | | 3-0-0 | | 7-1-1 | FINAL SCORE | | 10 | | 41 |
| PUNTS Number and Average | | 2-42.0 | | 0-0.0 | TIME OF POSSESSION | | 34:38 | | 25:22 |
| Had Blocked | | 0 | | 0 | | | | | |

BRONCOS DEFENSIVE STATISTICS

| (based on unofficial press box statistics) | | | | | | | | | | | | | | | | | |
|--|----|---|----|-------|-------|----|----|----|-----------------|----|---|----|-------|-------|----|----|----|
| PLAYER | UT | A | TT | S-YDS | I-YDS | PD | FF | FR | PLAYER | UT | A | TT | S-YDS | I-YDS | PD | FF | FR |
| S. Brandon | 10 | 0 | 10 | 0-0 | 0-0 | 0 | 0 | 0 | K. Herndon | 2 | 0 | 2 | 0-0 | 0-0 | 0 | 0 | 0 |
| K. Kennedy | 6 | 2 | 8 | 0-0 | 0-0 | 0 | 0 | 0 | B. Berry | 1 | 1 | 2 | 0-0 | 0-0 | 0 | 0 | 0 |
| A. Wilson | 6 | 1 | 7 | 0-0 | 0-0 | 0 | 0 | 0 | J. Spencer | 1 | 0 | 1 | 0-0 | 0-0 | 0 | 0 | 0 |
| D. Spragan | 3 | 2 | 5 | 0-0 | 0-0 | 0 | 0 | 0 | M. Pope | 1 | 0 | 1 | 0-0 | 0-0 | 0 | 0 | 0 |
| J. Sykes | 2 | 2 | 4 | 0-0 | 0-0 | 1 | 0 | 0 | W. Middlebrooks | 1 | 0 | 1 | 0-0 | 0-0 | 0 | 0 | 0 |
| L. Walls | 3 | 0 | 3 | 0-0 | 0-0 | 0 | 1 | 0 | D. Holland | 0 | 1 | 1 | 0-0 | 0-0 | 0 | 0 | 0 |
| M. Fatafehi | 3 | 0 | 3 | 0-0 | 0-0 | 0 | 0 | 0 | C. Young | 0 | 0 | 0 | 0-0 | 0-0 | 0 | 0 | 0 |
| R. Hayward | 3 | 0 | 3 | 0-0 | 0-0 | 0 | 0 | 1 | K. Burns | 0 | 0 | 0 | 0-0 | 0-0 | 0 | 0 | 0 |
| T. Pryce | 2 | 0 | 2 | 0-0 | 0-0 | 0 | 0 | 0 | TEAM TOTALS | 44 | 9 | 53 | 0-0 | 0-0 | 1 | 2 | 1 |



Baltimore 21, Denver 3

Sunday, Dec. 31, 2000 • 12:35 p.m. EST • PSINet Stadium • Baltimore

WEATHER: Mostly Sunny, 22° (wind chill 5°), Wind NNW 20-25 mph • ATTENDANCE: 69,638 • TIME: 2:54

2000 AFC Wild Card Playoff Game

The Broncos' 2000 season ended in a disappointing 21-3 defeat at the hands of the Baltimore Ravens in an AFC Wild Card Playoff Game at PSINet Stadium in Baltimore on a blustery New Year's Eve day in front of 69,638 fans.

Denver's offense managed just 177 yards—the club's third lowest output in 28 postseason games—and nine first downs against a record-setting Ravens defense, which put an end to the Broncos' seven-game postseason win streak.

After a scoreless first quarter, Baltimore put up the first points when Jamal Lewis reached the end zone from 1 yard out early in the second quarter to cap a 10-play, 75-yard drive.

The Broncos answered with a 31-yard Jason Elam field goal to narrow the deficit to 7-3 when a promising 12-play, 68-yard drive stalled after a third-and-1 opportunity at the Ravens' 12-yard line. What followed would prove to be the play of the game, if not one of the more bizarre plays of the year.

The Ravens' Corey Harris returned the ensuing kickoff 15 yards to the Baltimore 42-yard line. On first-and-10, Baltimore's Trent Dilfer attempted a screen pass to Lewis, who tipped the ball into and out of the hands of Denver cornerback Terrell Buckley. The loose ball was grabbed out of the air by former Broncos tight end Shannon Sharpe, who dashed 58 yards for a touchdown, boosting the lead to 14-3.

Baltimore increased its halftime lead to 21-3 late in the third quarter when Lewis ran 27 yards for his second touchdown of the day to cap the scoring.

Denver managed just 83 yards on its eight second-half possessions and was held scoreless to preserve the lowest scoring output (3) in franchise postseason history. The Broncos penetrated Ravens territory just once all day and ran just seven plays on the Baltimore side of the field.

Broncos quarterback Gus Frerotte, subbing for the injured Brian Griese, completed 13-of-28 passes for 124 yards with one interception while Ed McCaffrey led all receivers with eight catches for 75 yards (9.4 avg.).

Mike Anderson led the Broncos in rushing with 40 yards on 15 carries. Safety Billy Jenkins and defensive end Maa Tanuvasa each had sacks for the Broncos' defense, which held Baltimore to 240 net yards of total offense and forced 10 punts.

OFFICIALS:

Referee — Larry Nemmers (20); **Umpire** — Bob Wagner (100); **Head Linesman** — Tony Veteri (36); **Line Judge** — Ron Phares (10); **Field Judge** — Steve Zimmer (33); **Side Judge** — Doug Toole (4); **Back Judge** — Richard Reels (83); **Replay** — Bob Boylston.

| | 1 | 2 | 3 | 4 | OT | TOTAL | FIELD GOALS (made () & missed) | | |
|-------------------------------|-----|------------|---|---|----|-------|---------------------------------|------|--|
| VISITOR Denver Broncos | 0 | 3 | 0 | 0 | — | 3 | J. Elam (31) | | |
| HOME Baltimore Ravens | 0 | 14 | 7 | 0 | — | 21 | | | |
| Team | Qtr | Clock Time | PLAY DESCRIPTION (Extra Point) (Drive Info) | | | | SCORE | | |
| | | | | | | | Visitor | Home | |
| RAVENS | 2 | 11:43 | Ja. Lewis 1 yd. run (M. Stover, kick) (10-75, 5:51) | | | | 0 | 7 | |
| BRONCOS | 2 | 4:31 | J. Elam 31 yd. Field Goal (12-68, 7:12) | | | | 3 | 7 | |
| RAVENS | 2 | 4:06 | S. Sharpe 58 yd. pass from T. Dilfer (M. Stover, kick) (1-58, 0:25) | | | | 3 | 14 | |
| RAVENS | 3 | 3:19 | Ja. Lewis 27 yd. run (M. Stover, kick) (2-28, 0:42) | | | | 3 | 21 | |

DENVER BRONCOS

| OFFENSE | | | | DEFENSE | | | |
|---------|----|--------------|-----|---------|---------------|--|--|
| WR | 80 | R. Smith | LE | 98 | M. Tanuvasa | | |
| LT | 77 | T. Jones | LT | 94 | K. Traylor | | |
| LG | 64 | L. Friedman | RT | 93 | T. Pryce | | |
| C | 66 | T. Nalen | RE | 95 | K. Pittman | | |
| RG | 62 | D. Neil | WLB | 51 | J. Mobley | | |
| RT | 78 | M. Lepsis | MLB | 56 | A. Wilson | | |
| TE | 89 | D. Carswell | SLB | 53 | B. Romanowski | | |
| WR | 87 | E. McCaffrey | LCB | 39 | R. Crockett | | |
| QB | 12 | G. Frerotte | RCB | 27 | T. Buckley | | |
| RB | 38 | M. Anderson | SS | 32 | B. Jenkins | | |
| FB | 29 | H. Griffith | FS | 26 | E. Brown | | |

BRONCOS SUBSTITUTIONS: K 1 J. Elam, K 2 S. Lindsey, P 16 T. Rouen, QB 17 J. Jackson, CB 24 D. O'Neal, S 28 K. Kennedy, CB 33 J. Spencer, CB 35 J. Suttle, FB 42 D. Smith, RB 46 K. Coleman, S 48 G. Coghill, LB 52 I. Pittman, LB 55 K. Burns, LB 59 G. Cadrez, C 60 K.C. Jones, G/T 65 C. Carlisle, WR 81 S. Montgomery, WR 83 T. McGriff, TE 86 B. Chamberlain, TE 88 De. Clark, DE 92 L. Archambeau, DE 96 H. Hasselbach, DT 97 M. Lodish. **DID NOT PLAY:** QB 14 B. Griese. **INACTIVE:** RB 30 T. Davis, S 47 Da. Clark, TE 82 B. Miller, WR 84 C. Cole, WR 85 C. Fields, DT 90 J. Johnson, DE 99 M. Reagar.

BALTIMORE RAVENS

| OFFENSE | | | | DEFENSE | | | |
|---------|----|-------------|-----|---------|--------------|--|--|
| WR | 87 | Q. Ismail | LE | 90 | R. Burnett | | |
| LT | 75 | J. Ogden | LT | 95 | S. Adams | | |
| LG | 64 | E. Mulitalo | RT | 98 | T. Siragusa | | |
| C | 60 | J. Mitchell | RE | 99 | M. McCrary | | |
| RG | 62 | M. Flynn | LLB | 58 | P. Boulware | | |
| RT | 70 | H. Swayne | MLB | 52 | R. Lewis | | |
| TE | 82 | S. Sharpe | RLB | 55 | J. Sharper | | |
| TE | 81 | B. Coates | LCB | 22 | D. Starks | | |
| QB | 8 | T. Dilfer | RCB | 21 | C. McAlister | | |
| RB | 31 | Ja. Lewis | SS | 20 | K. Herring | | |
| FB | 32 | S. Gash | FS | 26 | R. Woodson | | |

RAVENS SUBSTITUTIONS: K 3 M. Stover, P 5 K. Richardson, QB 12 T. Banks, FB 29 C. Evans, RB 33 P. Holmes, CB 35 R. Bailey, CB 38 J. Trapp, S 42 A. Mitchell, S 45 C. Harris, LB 50 B. Jackson, LB 51 C. Brown, LB 56 A. Davis, LB 57 O. Brigance, C 66 J. Hudson, OL 77 K. Vickers, DT 79 L. Webster, WR 80 B. Stokley, WR 83 P. Johnson, WR 84 Je. Lewis, WR 86 B. Davis, DT 91 L. Dalton, DE 93 K. Washington. **DID NOT PLAY:** OT 71 S. Folau. **INACTIVE:** QB 7 C. Redman, WR 11 M. Nash, CB 25 C. Love, S 43 A. Poindexter, OT 72 S. Williams, OG 74 O. Bobo, TE 85 J. Jones, DE 96 A. Thomas.

FINAL INDIVIDUAL STATISTICS

| Denver Broncos | | | | | | | | | | | | Baltimore Ravens | | | | | | | | | | | | |
|-----------------|-----|------|----------|------|----|------------------|------|---------------|-----------|------|------|------------------|------|------|----------|----------------|----------|------------------|------|------|------|------|----|----|
| RUSHING | | | | | | RUSHING | | | | | | RUSHING | | | | | | RUSHING | | | | | | |
| M. Anderson | 15 | 40 | 2.7 | 13 | 0 | Ja. Lewis | 30 | 110 | 3.7 | 27 | 2 | J. Gold | 1 | 0 | 0.0 | 0 | 0 | Ja. Lewis | 5 | 6 | 1.2 | 4 | 0 | |
| R. Smith | 2 | 3 | 1.5 | 7 | 0 | P. Holmes | 5 | 6 | 1.2 | 4 | 0 | M. Lodish | 1 | 0 | 0.0 | 0 | 0 | Je. Lewis | 1 | 5 | 5.0 | 5 | 0 | |
| G. Frerotte | 1 | -1 | -1.0 | -1 | 0 | T. Dilfer | 1 | 2 | 2.0 | 2 | 0 | K. Traylor | 0 | 1 | 0.0 | 0 | 0 | T. Dilfer | 1 | 2 | 2.0 | 2 | 0 | |
| | | | | | | T. Banks | 1 | 0 | 0.0 | 0 | 0 | L. Archambeau | 0 | 0 | 0.0 | 0 | 0 | T. Banks | 1 | -1 | -1.0 | -1 | 0 | |
| | | | | | | | | | | | | T. Buckley | 0 | 0 | 0.0 | 0 | 0 | | | | | | | |
| TOTAL | 18 | 42 | 2.3 | 13 | 0 | TOTAL | 38 | 122 | 3.2 | 27 | 2 | TOTAL | 46 | 11 | 57 | 2-12 | 0-0 | TOTAL | 38 | 122 | 3.2 | 27 | 2 | |
| PASSING | | | | | | | | | | | | PASSING | | | | | | | | | | | | |
| G. Frerotte | 28 | 13 | 124 | 4/34 | 0 | 24 | 1 | 44.3 | T. Dilfer | 14 | 9 | 130 | 2/12 | 1 | 58 | 0 | 118.2 | T. Dilfer | 14 | 9 | 130 | 2/12 | 1 | 58 |
| J. Jackson | 10 | 5 | 54 | 1/9 | 0 | 19 | 0 | 66.3 | T. Banks | 1 | 0 | 0 | 0/0 | 0 | 0 | 0 | 39.6 | T. Banks | 1 | 0 | 0 | 0/0 | 0 | 0 |
| TOTAL | 38 | 18 | 178 | 5/43 | 0 | 24 | 1 | 50.1 | TOTAL | 15 | 9 | 130 | 2/12 | 1 | 58 | 0 | 110.4 | TOTAL | 15 | 9 | 130 | 2/12 | 1 | 58 |
| PASS RECEIVING | | | | | | | | | | | | PASS RECEIVING | | | | | | | | | | | | |
| E. McCaffrey | 8 | 75 | 9.4 | 16 | 0 | Q. Ismail | 4 | 35 | 8.8 | 15 | 0 | O. Ismail | 4 | 35 | 8.8 | 15 | 0 | R. Smith | 3 | 73 | 24.3 | 58 | 1 | |
| R. Smith | 3 | 58 | 19.3 | 24 | 0 | S. Sharpe | 3 | 73 | 24.3 | 58 | 1 | S. Sharpe | 3 | 73 | 24.3 | 58 | 1 | M. Anderson | 2 | 10 | 5.0 | 8 | 0 | |
| M. Anderson | 2 | 10 | 5.0 | 8 | 0 | Ja. Lewis | 1 | 15 | 15.0 | 15 | 0 | Ja. Lewis | 1 | 15 | 15.0 | 15 | 0 | D. Carswell | 2 | 8 | 4.0 | 6 | 0 | |
| D. Carswell | 2 | 8 | 4.0 | 6 | 0 | S. Gash | 1 | 7 | 7.0 | 7 | 0 | S. Gash | 1 | 7 | 7.0 | 7 | 0 | H. Griffith | 1 | 16 | 16.0 | 16 | 0 | |
| H. Griffith | 1 | 16 | 16.0 | 16 | 0 | | | | | | | | | | | | | T. McGriff | 1 | 6 | 6.0 | 6 | 0 | |
| T. McGriff | 1 | 6 | 6.0 | 6 | 0 | | | | | | | | | | | | | De. Clark | 1 | 5 | 5.0 | 5 | 0 | |
| De. Clark | 1 | 5 | 5.0 | 5 | 0 | | | | | | | | | | | | | TOTAL | 18 | 178 | 9.9 | 24 | 0 | |
| TOTAL | 18 | 178 | 9.9 | 24 | 0 | | | | | | | | | | | | | TOTAL | 9 | 130 | 14.4 | 58 | 1 | |
| INTERCEPTIONS | | | | | | | | | | | | INTERCEPTIONS | | | | | | | | | | | | |
| | NO | YDS | AVG | LG | TD | | | | | | | NO | YDS | AVG | LG | TD | | NO | YDS | AVG | LG | TD | | |
| R. Lewis | 1 | 4 | 4.0 | 4 | 0 | R. Lewis | 1 | 4 | 4.0 | 4 | 0 | R. Lewis | 1 | 4 | 4.0 | 4 | 0 | R. Lewis | 1 | 4 | 4.0 | 4 | 0 | |
| TOTAL | 0 | 0 | 0.0 | — | 0 | TOTAL | 1 | 4 | 4.0 | 4 | 0 | TOTAL | 1 | 4 | 4.0 | 4 | 0 | TOTAL | 1 | 4 | 4.0 | 4 | 0 | |
| PUNTING | | | | | | | | | | | | PUNTING | | | | | | | | | | | | |
| T. Rouen | 9 | 346 | 38.4 | 35.6 | 0 | 62 | | K. Richardson | 10 | 383 | 38.3 | 33.0 | 2 | 4 | 66 | | T. Rouen | 9 | 346 | 38.4 | 35.6 | 0 | 62 | |
| TOTAL | 9 | 346 | 38.4 | 35.6 | 0 | 62 | | TOTAL | 10 | 383 | 38.3 | 33.0 | 2 | 4 | 66 | | TOTAL | 9 | 346 | 38.4 | 35.6 | 0 | 62 | |
| PUNT RETURNS | | | | | | | | | | | | PUNT RETURNS | | | | | | | | | | | | |
| D. O'Neal | 3 | 13 | 4.3 | 0 | 7 | 0 | | Je. Lewis | 4 | 26 | 6.5 | 2 | 17 | 0 | | D. O'Neal | 3 | 13 | 4.3 | 0 | 7 | 0 | | |
| D. Smith | 1 | 0 | 0.0 | 0 | 0 | 0 | | (DOWNED) | 3 | 0 | 0.0 | 0 | — | 0 | | D. Smith | 1 | 0 | 0.0 | 0 | 0 | 0 | | |
| T. Buckley | 0 | 0 | 0.0 | 1 | — | 0 | | | | | | | | | | T. Buckley | 0 | 0 | 0.0 | 1 | — | 0 | | |
| (DOWNED) | 3 | 0 | 0.0 | 0 | — | 0 | | | | | | | | | | (DOWNED) | 3 | 0 | 0.0 | 0 | — | 0 | | |
| (TOUCHBACK) | 2 | 0 | 0.0 | 0 | — | 0 | | | | | | | | | | (TOUCHBACK) | 2 | 0 | 0.0 | 0 | — | 0 | | |
| RETURNS | 4 | 13 | 3.3 | 1 | 7 | 0 | | RETURNS | 4 | 26 | 6.5 | 2 | 17 | 0 | | RETURNS | 4 | 26 | 6.5 | 2 | 17 | 0 | | |
| KICKOFF RETURNS | | | | | | | | | | | | KICKOFF RETURNS | | | | | | | | | | | | |
| B. Chamberlain | 1 | 15 | 15.0 | 0 | 15 | 0 | | C. Harris | 1 | 15 | 15.0 | 0 | 15 | 0 | | B. Chamberlain | 1 | 15 | 15.0 | 0 | 15 | 0 | | |
| D. Smith | 1 | 15 | 15.0 | 0 | 15 | 0 | | B. Coates | 1 | 8 | 8.0 | 0 | 8 | 0 | | D. Smith | 1 | 15 | 15.0 | 0 | 15 | 0 | | |
| D. O'Neal | 1 | 13 | 13.0 | 0 | 13 | 0 | | | | | | | | | | D. O'Neal | 1 | 13 | 13.0 | 0 | 13 | 0 | | |
| (TOUCHBACK) | 1 | 0 | 0.0 | 0 | — | 0 | | | | | | | | | | (TOUCHBACK) | 1 | 0 | 0.0 | 0 | — | 0 | | |
| RETURNS | 3 | 43 | 14.3 | 0 | 15 | 0 | | RETURNS | 2 | 23 | 11.5 | 0 | 15 | 0 | | RETURNS | 3 | 43 | 14.3 | 0 | 15 | 0 | | |
| Denver Broncos | | | | | | Baltimore Ravens | | | | | | Denver Broncos | | | | | | Baltimore Ravens | | | | | | |
| FUMBLES | Fum | Lost | Own Rec. | Yds | TD | FF | Rec. | Yds | TD | Bnds | | FUMBLES | Fum | Lost | Own Rec. | Yds | TD | FF | Rec. | Yds | TD | Bnds | | |
| B. Jenkins | 0 | 0 | 0 | 0 | 0 | 1 | 0 | 0 | 0 | 0 | | T. Dilfer | 1 | 0 | 0 | 0 | 0 | 0 | 0 | 0 | 0 | 0 | | |
| | | | | | | | | | | | | J. Ogden | 0 | 0 | 1 | 0 | 0 | 0 | 0 | 0 | 0 | 0 | | |
| TOTAL | 0 | 0 | 0 | 0 | 0 | 1 | 0 | 0 | 0 | 0 | | TOTAL | 1 | 0 | 1 | 0 | 0 | 0 | 0 | 0 | 0 | 0 | | |



Denver 34, Atlanta 19

Sunday, Jan. 31, 1999 • 6:25 p.m. EST • Pro Player Stadium • Miami

WEATHER: Mostly Cloudy, 73°, Wind E 10 mph • ATTENDANCE: 74,803 • TIME: 3:18

Super Bowl XXXIII



The Denver Broncos clinched their second consecutive World Championship with a 34-19 victory over the Atlanta Falcons in Super Bowl XXXIII before 74,803 fans at Miami's Pro Player Stadium and millions more watching around the world. With the win, Denver joined just five other franchises that won back-to-back Super Bowl titles and posted just the seventh repeat championship in Super Bowl history.

Quarterback John Elway claimed the game's Most Valuable Player award by completing 18-of-29 passes for 336 yards (3rd-most in Super Bowl history at the time), including an 80-yard scoring toss to Rod Smith in the second quarter that tied for the second-longest TD pass in Super Bowl history. He also ran for a 3-yard score in the fourth quarter, making him the oldest player (38) to score a touchdown in the Super Bowl, eclipsing the mark he set a year earlier by scoring in Super Bowl XXXII.

Elway's accurate passing and the effective running of Terrell Davis (25 carries, 102 yards), who set an NFL record with his seventh consecutive 100-yard game in the postseason, kept the Falcons off balance all day. The Broncos' defense chipped in with two sacks and four forced turnovers, including two interceptions by Darrien Gordon, who set a Super Bowl records for most interception return yards in a game (108).

Atlanta took the opening kickoff and capped its drive with a 32-yard Morten Andersen field goal before Denver answered with the game's next 17 points. The first score came on a 1-yard run by Howard Griffith that capped a 10-play, 80-yard opening drive by the Broncos, and the lead was increased to 10-3 on a 26-yard Jason Elam field goal that capped Denver's third possession. After Andersen missed a 26-yard field goal attempt, the Broncos answered with the Elway-to-Smith 80-yard score on the next play to push the lead to 17-3. The Falcons narrowed the margin to 17-6 at halftime with a 28-yard Andersen field goal.

After a scoreless third quarter, Denver took advantage of Gordon's first interception by capping a short 24-yard drive with another Griffith 1-yard touchdown run early in the fourth quarter. Gordon's second pickoff set up Elway's 3-yard touchdown run that put Denver ahead 31-6 with 11:20 remaining. Two late touchdowns by Atlanta, sandwiched around a 37-yard Elam field goal, produced the final margin.

OFFICIALS:

Referee — Bernie Kukar (86); **Umpire** — Jim Daopoulos (75); **Head Linesman** — Sanford Rivers (21); **Line Judge** — Ron Baynes (56); **Field Judge** — Tim Millis (80); **Side Judge** — Gary Lane (120); **Back Judge** — Don Hakes (96).

| | | 1 | 2 | 3 | 4 | OT | TOTAL | | FIELD GOALS (made () & missed) |
|----------------|-----------------|------------|--|---|----|----|-------|---------|---------------------------------|
| VISITOR | Denver Broncos | 7 | 10 | 0 | 17 | — | 34 | | J. Elam (26) 38WR 48WL (37) |
| HOME | Atlanta Falcons | 3 | 3 | 0 | 13 | — | 19 | | M. Andersen (32) 26WR (28) |
| Team | Qtr | Clock Time | PLAY DESCRIPTION (Extra Point) (Drive Info) | | | | SCORE | Visitor | Home |
| FALCONS | 1 | 9:35 | M. Andersen 32 yd. Field Goal (10-48, 5:25) | | | | 0 | 3 | |
| BRONCOS | 1 | 3:55 | H. Griffith 1 yd. run (J. Elam, kick) (10-80, 5:40) | | | | 7 | 3 | |
| BRONCOS | 2 | 9:17 | J. Elam 26 yd. Field Goal (11-63, 4:58) | | | | 10 | 3 | |
| BRONCOS | 2 | 4:54 | R. Smith 80 yd. pass from J. Elway (J. Elam, kick) (1-80, 0:13) | | | | 17 | 3 | |
| FALCONS | 2 | 2:25 | M. Andersen 28 yd. Field Goal (7-38, 2:29) | | | | 17 | 6 | |
| BRONCOS | 4 | 14:56 | H. Griffith 1 yd. run (J. Elam, kick) (5-24, 1:50) | | | | 24 | 6 | |
| BRONCOS | 4 | 11:20 | J. Elway 3 yd. run (J. Elam, kick) (3-48, 1:17) | | | | 31 | 6 | |
| FALCONS | 4 | 11:01 | T. Dwight 94 yd. kickoff return (M. Andersen, kick) | | | | 31 | 13 | |
| BRONCOS | 4 | 7:08 | J. Elam 37 yd. Field Goal (7-36, 3:53) | | | | 34 | 13 | |
| FALCONS | 4 | 2:04 | T. Mathis 3 yd. pass from C. Chandler (2-pt. Attempt Failed) (16-76, 5:04) | | | | 34 | 19 | |

DENVER BRONCOS

| OFFENSE | | | | DEFENSE | | | |
|---------|----|--------------|-----|---------|---------------|--|--|
| WR | 80 | R. Smith | LE | 96 | H. Hasselbach | | |
| LT | 77 | T. Jones | LT | 94 | K. Traylor | | |
| LG | 69 | M. Schlereth | RT | 93 | T. Pryce | | |
| C | 66 | T. Nalen | RE | 98 | M. Tanuvasa | | |
| RG | 62 | D. Neil | WLB | 51 | J. Mobley | | |
| RT | 74 | H. Swayne | MLB | 59 | G. Cadrez | | |
| TE | 84 | S. Sharpe | SLB | 53 | B. Romanowski | | |
| WR | 87 | E. McCaffrey | LCB | 39 | R. Crockett | | |
| QB | 7 | J. Elway | RCB | 21 | D. Gordon | | |
| HB | 30 | T. Davis | SS | 34 | T. Braxton | | |
| FB | 29 | H. Griffith | FS | 27 | S. Atwater | | |

BRONCOS SUBSTITUTIONS: K 1 J. Elam, QB 6 B. Brister, P 16 T. Rouen, CB 20 T. James, RB 22 V. Hebron, CB 25 D. Johnson, CB 28 T. Paul, RB 31 D. Loville, RB 37 A. Lynn, FB 42 D. Smith, S 48 G. Coghill, LB 56 K. Burns, G 63 D. Diaz-Infante, T 78 M. Lepsis, WR 82 M. Nash, WR 85 W. Green, TE 86 B. Chamberlain, TE 89 D. Carswell, DE 90 N. Smith, DE 91 A. Williams, DE 95 M. Washington, DT 97 M. Lodish, LB 99 S. Joyner. **INACTIVE:** QB 14 B. Griese, S 26 E. Brown, LB 54 N. Wayne, C 60 K.C. Jones, T 70 T. Teague, DE 73 C. Brown, G 79 C. Banks, WR 83 J. Armour.

ATLANTA FALCONS

| OFFENSE | | | | DEFENSE | | | |
|---------|----|---------------|-----|---------|---------------|--|--|
| WR | 80 | T. Martin | LE | 92 | L. Archambeau | | |
| LT | 70 | B. Whitfield | LT | 98 | T. Hall | | |
| LG | 68 | C. Collins | RT | 75 | S. Dronett | | |
| C | 61 | R. Tobeck | RE | 90 | C. Smith | | |
| RG | 69 | G. Williams | WLB | 97 | C. Bennett | | |
| RT | 74 | E. Salaam | MLB | 58 | J. Tuggle | | |
| TE | 88 | O.J. Santiago | SLB | 94 | H. Crockett | | |
| WR | 81 | T. Mathis | LCB | 34 | R. Buchanan | | |
| QB | 12 | C. Chandler | RCB | 20 | M. Booker | | |
| RB | 32 | J. Anderson | SS | 35 | W. White | | |
| FB | 85 | B. Kozlowski | FS | 41 | E. Robinson | | |

FALCONS SUBSTITUTIONS: P 4 D. Stryzinski, K 5 M. Andersen, CB 21 E. Williams, CB 23 R. Bradford, S 25 D. Bush, RB 28 H. Green, CB 29 R. Fuller, FB 45 G. Downs, LB 52 C. Sauer, LB 54 R. Hamilton, LB 56 K. Brookings, LB 59 B. Talley, G 64 B. Hallen, C/G 67 A. Schreiber, T 76 J. Portilla, WR 82 R. Harris, WR 83 T. Dwight, TE 86 E. Smith, DE 91 J. Burroughs, DT 95 E. Tuolo, DE 96 A. Edwards. **DID NOT PLAY:** QB 17 S. DeBerg, RB 33 K. Oxendine. **INACTIVE:** QB 13 T. Graziani, CB 26 D. Anderson, S 27 O. Brown, S 47 C. Bayne, G/C 79 D. Widell, TE 84 R. Monroe, WR 89 T. Kinchen, DE 93 S. Swayda.

FINAL INDIVIDUAL STATISTICS

| Denver Broncos | | | | | | | | | | | Atlanta Falcons | | | | | | | | | | |
|-----------------|-----|------|------|------|------------|-----|-------|-----|------|----------|-----------------|----------------|------|------|------|------|------------|------|-----|----|----------|
| RUSHING | | ATT | YDS | AVG | LG | TD | | | | | | RUSHING | | ATT | YDS | AVG | LG | TD | | | |
| T. Davis | | 25 | 102 | 4.1 | 15 | 0 | | | | | | J. Anderson | | 18 | 96 | 5.3 | 15 | 0 | | | |
| H. Griffith | | 4 | 9 | 2.3 | 4 | 2 | | | | | | C. Chandler | | 4 | 30 | 7.5 | 12 | 0 | | | |
| D. Loville | | 2 | 8 | 4.0 | 6 | 0 | | | | | | T. Dwight | | 1 | 5 | 5.0 | 5 | 0 | | | |
| J. Elway | | 3 | 2 | 0.7 | 3t | 1 | | | | | | | | | | | | | | | |
| R. Smith | | 1 | 1 | 1.0 | 1 | 0 | | | | | | | | | | | | | | | |
| B. Brister | | 1 | -1 | -1.0 | -1 | 0 | | | | | | | | | | | | | | | |
| TOTAL | | 36 | 121 | 3.4 | 15 | 3 | TOTAL | | | | | 23 | 131 | 5.7 | 15 | 0 | | | | | |
| PASSING | | ATT | CMP | YDS | TKD/ YD | TD | LG | IN | Rtg. | | | PASSING | | ATT | CMP | YDS | TKD/ YD | TD | LG | IN | Rtg. |
| J. Elway | | 29 | 18 | 336 | 0/0 | 1 | 80t | 1 | 99.2 | | | C. Chandler | | 35 | 19 | 219 | 2/13 | 1 | 30 | 3 | 47.2 |
| TOTAL | | 29 | 18 | 336 | 0/0 | 1 | 80t | 1 | 99.2 | | | TOTAL | | 35 | 19 | 219 | 2/13 | 1 | 30 | 3 | 47.2 |
| PASS RECEIVING | | NO | | YDS | AVG | LG | TD | | | | | PASS RECEIVING | | NO | | YDS | AVG | LG | TD | | |
| R. Smith | | 5 | | 152 | 30.4 | 80t | 1 | | | | | T. Mathis | | 7 | | 85 | 12.1 | 30 | 1 | | |
| E. McCaffrey | | 5 | | 72 | 14.4 | 25 | 0 | | | | | T. Martin | | 5 | | 79 | 15.8 | 23 | 0 | | |
| B. Chamberlain | | 3 | | 29 | 9.7 | 13 | 0 | | | | | J. Anderson | | 3 | | 16 | 5.3 | 9 | 0 | | |
| T. Davis | | 2 | | 50 | 25.0 | 39 | 0 | | | | | R. Harris | | 2 | | 21 | 10.5 | 13 | 0 | | |
| S. Sharpe | | 2 | | 26 | 13.0 | 14 | 0 | | | | | O.J. Santiago | | 1 | | 13 | 13.0 | 13 | 0 | | |
| H. Griffith | | 1 | | 7 | 7.0 | 7 | 0 | | | | | B. Kozlowski | | 1 | | 5 | 5.0 | 5 | 0 | | |
| TOTAL | | 18 | | 336 | 18.7 | 80t | 1 | | | | | TOTAL | | 19 | | 219 | 11.5 | 30 | 1 | | |
| INTERCEPTIONS | | NO | | YDS | AVG | LG | TD | | | | | INTERCEPTIONS | | NO | | YDS | AVG | LG | TD | | |
| D. Gordon | | 2 | | 108 | 54.0 | 58 | 0 | | | | | R. Bradford | | 1 | | 1 | 1.0 | 1 | 0 | | |
| D. Johnson | | 1 | | 28 | 28.0 | 28 | 0 | | | | | | | | | | | | | | |
| TOTAL | | 3 | | 136 | 45.3 | 58 | 0 | | | | | TOTAL | | 1 | | 1 | 1.0 | 1 | 0 | | |
| PUNTING | | NO | YDS | AVG | NET | TB | IN20 | LG | | | PUNTING | | NO | YDS | AVG | NET | TB | IN20 | LG | | |
| T. Rouen | | 1 | 35 | 35.0 | 35.0 | 0 | 1 | 35 | | | D. Stryzinski | | 1 | 39 | 39.0 | 39.0 | 0 | 0 | 39 | | |
| TOTAL | | 1 | 35 | 35.0 | 35.0 | 0 | 1 | 35 | | | TOTAL | | 1 | 39 | 39.0 | 39.0 | 0 | 0 | 39 | | |
| PUNT RETURNS | | NO | YDS | AVG | FC | LG | TD | | | | | PUNT RETURNS | | NO | YDS | AVG | FC | LG | TD | | |
| (DOWNED) | | 1 | 0 | 0.0 | 0 | — | 0 | | | | | T. Dwight | | 0 | 0 | 0.0 | 1 | — | 0 | | |
| RETURNS | | 1 | 0 | 0.0 | 0 | — | 0 | | | | | RETURNS | | 0 | 0 | 0.0 | 1 | — | 0 | | |
| KICKOFF RETURNS | | NO | | YDS | AVG | FC | LG | TD | | | KICKOFF RETURNS | | NO | | YDS | AVG | FC | LG | TD | | |
| V. Hebron | | 2 | | 42 | 21.0 | 0 | 26 | 0 | | | T. Dwight | | 5 | | 210 | 42.0 | 0 | 94t | 1 | | |
| B. Chamberlain | | 1 | | 2 | 2.0 | 0 | 2 | 0 | | | B. Kozlowski | | 2 | | 17 | 8.5 | 0 | 16 | 0 | | |
| RETURNS | | 3 | | 44 | 14.7 | 0 | 26 | 0 | | | RETURNS | | 7 | | 227 | 32.4 | 0 | 94t | 1 | | |
| Denver Broncos | | | | | | | | | | | Atlanta Falcons | | | | | | | | | | |
| FUMBLES | Fum | Lost | Rec. | Yds | TD | FF | Rec. | Yds | TD | Out Bnds | FUMBLES | Fum | Lost | Rec. | Yds | TD | FF | Rec. | Yds | TD | Out Bnds |
| G. Coghill | 0 | 0 | 0 | 0 | 0 | 1 | 0 | 0 | 0 | 0 | J. Anderson | 1 | 1 | 0 | 0 | 0 | 0 | 0 | 0 | 0 | 0 |
| T. Braxton | 0 | 0 | 0 | 0 | 0 | 1 | 4 | 0 | 0 | 0 | | | | | | | | | | | |
| TOTAL | 0 | 0 | 0 | 0 | 0 | 1 | 1 | 4 | 0 | 0 | TOTAL | 1 | 1 | 0 | 0 | 0 | 0 | 0 | 0 | 0 | 0 |

FINAL TEAM STATISTICS

| BRONCOS | | | | FALCONS | | | | BRONCOS | | | | FALCONS | | | |
|--|--|--|--|----------|----------|--|---|---------|--|--|-------|---------|--|--|--|
| TOTAL FIRST DOWNS | | | | 22 | 21 | | FGs ~ PATs Had Blocked | | | | 0-0 | | | | |
| By Rushing | | | | 8 | 8 | | TOTAL RETURN YARDAGE (Not Including Kickoffs) | | | | 1 136 | | | | |
| By Passing | | | | 14 | 12 | | No. and Yards Punt Returns | | | | 0-0 | | | | |
| By Penalty | | | | 0 | 1 | | No. and Yards Kickoff Returns | | | | 3-44 | | | | |
| THIRD DOWN EFFICIENCY | | | | 6-13-46% | 5-11-45% | | No. and Yards Interception Returns | | | | 3-136 | | | | |
| FOURTH DOWN EFFICIENCY | | | | 0-1-0% | 1-2-50% | | PENALTIES Number and Yards | | | | 4-61 | | | | |
| TOTAL NET YARDS | | | | 457 | 337 | | FUMBLES Number and Lost | | | | 0-0 | | | | |
| Total Offensive Plays (inc. times thrown passing) | | | | 65 | 60 | | TOUCHDOWNS | | | | 4 | | | | |
| Average gain per offensive play | | | | 7.0 | 5.6 | | Rushing | | | | 3 | | | | |
| NET YARDS RUSHING | | | | 121 | 131 | | Passing | | | | 1 | | | | |
| Total Rushing Plays | | | | 36 | 23 | | Kickoff Returns | | | | 0 | | | | |
| Average gain per rushing play | | | | 3.4 | 5.7 | | EXTRA POINTS Made-Attempts | | | | 4-4 | | | | |
| NET YARDS PASSING | | | | 336 | 206 | | Kicking Made-Attempts | | | | 4-4 | | | | |
| Times thrown ~ yards lost attempting to pass | | | | 0 | 2-13 | | Passing Made-Attempts | | | | 0-0 | | | | |
| Gross yards passing | | | | 336 | 219 | | FIELD GOALS Made-Attempts | | | | 2-4 | | | | |
| PASS ATTEMPTS-COMPLETIONS-HAD INTERCEPTED | | | | 29-18-1 | 35-19-3 | | SAFETIES | | | | 0-0 | | | | |
| Average gain per pass play (inc. # thrown passing) | | | | 11.6 | 5.6 | | FINAL SCORE | | | | 34 | | | | |
| KICKOFFS Number-In End Zone-Touchbacks | | | | 7-0-0 | 5-2-1 | | TIME OF POSSESSION | | | | 31:23 | | | | |
| PUNTS Number and Average | | | | 1-35 | 1-39 | | | | | | | | | | |
| Had Blocked | | | | .0 | .0 | | | | | | | | | | |



Denver 23, N.Y. Jets 10

Sunday, Jan. 17, 1999 • 2:15 p.m. MST • Mile High Stadium • Denver

WEATHER: Sunny, 41° (wind chill 18°), Wind NW 24 mph • ATTENDANCE: 75,482 • TIME: 3:16

1998 AFC Championship Game

The Broncos clinched their AFC-record sixth berth in a Super Bowl by defeating the New York Jets 23-10 in the AFC Championship Game before a crowd of 75,482 fans at Mile High Stadium and a CBS national television audience.

After failing to score in the first half, the Broncos scored 20 third-quarter points and reached the Super Bowl for the second consecutive season—matching the back-to-back AFC Championships of the 1986 and '87 Broncos.

The Jets had taken a 10-0 lead on a John Hall 32-yard field goal and a 1-yard Curtis Martin touchdown run that was set up by a blocked punt at the Broncos' 1-yard line. That touchdown proved to be just the wake-up call that Denver needed to ignite its offense as well as the unusually quiet Mile High crowd. On first-and-10 from the 36-yard line, John Elway connected with Ed McCaffrey on a 47-yard pass play and two plays later found fullback Howard Griffith with an 11-yard touchdown pass to get Denver on the board and narrow the Jets' lead to 10-7.

Then, a wind-stifled kickoff fumble was recovered by Keith Burns and turned into a 44-yard Jason Elam field goal. Another Elam kick of 48 yards gave Denver the lead, and then a 31-yard touchdown run by Terrell Davis gave the Broncos a 10-point cushion they never relinquished.

The Broncos' defense—which deserved credit for keeping the club in the game in the first half while the offense sputtered—forced six turnovers (including two interceptions by Darrien Gordon) on the day and held the Jets to 14 yards rushing on 13 carries. The four opponent fumbles recovered by Denver set a franchise postseason record.

Davis set numerous records during the contest, including passing his own NFL-record total of 2,331 yards rushing in an entire season (regular and postseason combined) set in 1997 and rushing for 100 yards for the sixth consecutive postseason game, tying John Riggins for the most all time. He also passed Larry Csonka and Riggins for seventh and sixth place in career postseason rushing yards. Tight end Shannon Sharpe tied Vance Johnson (40) for the most receptions in postseason by a Bronco. Elam's three field goals also tied a Denver single-game postseason record. Denver maintained a perfect record (10-0) in the postseason when outrushing its opponent and a perfect mark (12-0) when leading after three quarters.

OFFICIALS:

Referee — Ed Hochuli (85); **Umpire** — Chad Brown (31); **Head Linesman** — George Hayward (54); **Line Judge** — Tom Barnes (55); **Field Judge** — Tom Sifferman (118); **Side Judge** — Doug Toole (4); **Back Judge** — Richard Reels (83).

| | | 1 | 2 | 3 | 4 | OT | TOTAL | | FIELD GOALS (made () & missed) |
|----------------|----------------|---|---|----|---|----|-------|--|---------------------------------|
| VISITOR | New York Jets | 0 | 3 | 7 | 0 | — | 10 | | J. Hall 42WR (32) |
| HOME | Denver Broncos | 0 | 0 | 20 | 3 | — | 23 | | J. Elam (44) (48) (35) |

| Team | Qtr | Clock Time | PLAY DESCRIPTION (Extra Point) (Drive Info) | SCORE Visitor | Home |
|---------|-----|------------|--|---------------|------|
| JETS | 2 | 0:00 | J. Hall 32 yd. Field Goal (6-46, 0:38) | 3 | 0 |
| JETS | 3 | 11:56 | C. Martin 1 yd. run (J. Hall, kick) (1-1, 0:04) | 10 | 0 |
| BRONCOS | 3 | 10:18 | H. Griffith 11 yd. pass from J. Elway (J. Elam, kick) (3-64, 1:38) | 10 | 7 |
| BRONCOS | 3 | 8:23 | J. Elam 44 yd. Field Goal (4-5, 1:46) | 10 | 10 |
| BRONCOS | 3 | 2:58 | J. Elam 48 yd. Field Goal (8-27, 3:14) | 10 | 13 |
| BRONCOS | 3 | 0:18 | T. Davis 31 yd. run (J. Elam, kick) (3-38, 1:24) | 10 | 20 |
| BRONCOS | 4 | 3:40 | J. Elam 35 yd. Field Goal (4-1, 1:00) | 10 | 23 |

DENVER BRONCOS

| OFFENSE | | | | DEFENSE | | | |
|---------|----|--------------|-----|---------|---------------|--|--|
| WR | 80 | R. Smith | LE | 96 | H. Hasselbach | | |
| LT | 77 | T. Jones | LT | 94 | K. Traylor | | |
| LG | 69 | M. Schlereth | RT | 93 | T. Pryce | | |
| C | 66 | T. Nalen | RE | 98 | M. Tanuvasa | | |
| RG | 62 | D. Neil | WLB | 51 | J. Mobley | | |
| RT | 74 | H. Swayne | MLB | 59 | G. Cadrez | | |
| TE | 84 | S. Sharpe | SLB | 53 | B. Romanowski | | |
| WR | 87 | E. McCaffrey | LCB | 39 | R. Crockett | | |
| QB | 7 | J. Elway | RCB | 21 | D. Gordon | | |
| HB | 30 | T. Davis | CB | 25 | D. Johnson | | |
| TE | 89 | D. Carswell | FS | 27 | S. Atwater | | |

BRONCOS SUBSTITUTIONS: K 1 J. Elam, P 16 T. Rouen, CB 20 T. James, RB 22 V. Hebron, CB 28 T. Paul, FB 29 H. Griffith, RB 31 D. Loville, S 34 T. Braxton, RB 37 A. Lynn, FB 42 D. Smith, S 48 G. Coghill, LB 56 K. Burns, G 63 D. Diaz-Infante, T 78 M. Lepsis, WR 82 M. Nash, WR 85 W. Green, TE 86 B. Chamberlain, DE 90 N. Smith, DE 91 A. Williams, DE 95 M. Washington, DT 97 M. Lodish, LB 99 S. Joyner. **DID NOT PLAY:** QB 6 B. Brister. **INACTIVE:** QB 14 B. Griese, S 26 E. Brown, LB 54 N. Wayne, C 60 K.C. Jones, T 70 T. Teague, DE 73 C. Brown, G 79 C. Banks, WR 83 J. Armour.

NEW YORK JETS

| OFFENSE | | | | DEFENSE | | | |
|---------|----|---------------|-----|---------|--------------|--|--|
| WR | 19 | K. Johnson | LE | 95 | R. Lyle | | |
| LT | 76 | J. Elliott | LT | 72 | J. Ferguson | | |
| LG | 62 | T. Burger | RE | 98 | A. Pleasant | | |
| C | 68 | K. Mawae | OLB | 53 | C. Cascadden | | |
| RG | 70 | M. O'Dwyer | LLB | 57 | M. Lewis | | |
| RT | 69 | J. Fabini | MLB | 52 | P. Johnson | | |
| TE | 88 | K. Brady | RLB | 51 | B. Cox | | |
| WR | 80 | W. Chrebet | LCB | 24 | R. Mickens | | |
| QB | 16 | V. Testaverde | RCB | 45 | O. Smith | | |
| RB | 28 | C. Martin | SS | 21 | V. Green | | |
| FB | 41 | K. Byars | FS | 44 | C. Brown | | |

JETS SUBSTITUTIONS: K 9 J. Hall, P 17 J. Kidd, RB 22 D. Meggett, S 23 K. Williams, S 30 C. Hayes, CB 31 A. Glenn, CB 42 M. Coleman, S 47 S. Frost, LB 50 R. Holmberg, LB 54 D. Gordon, LB 58 J. Farrior, C/G 65 J. Hudson, C/G 67 M. Gisle, T/G 71 K. Jenkins, TE 82 B. Spence, TE 84 F. Baxter, WR 86 A. Van Dyke, WR 89 D. Ward, DE 92 B. Hamilton, DT 93 E. Logan, DE 99 E. Ogbogu. **DID NOT PLAY:** QB 6 R. Lucas, RB 20 R. Anderson. **INACTIVE:** QB 4 G. Foley, S 26 J. Henderson, FB 33 J. Sowell, G/T 60 D. Karczewski, G 66 A. Bernstein, DT 75 C. Hansen, G 79 J. Bundren, DE 97 D. Boose.

FINAL INDIVIDUAL STATISTICS

| New York Jets | | | | | | | | | | | Denver Broncos | | | | | | | | | | | | | | | |
|-------------------------------|-----------|------------|-------------|-------------------|----------|------------|----------|--------------|-------------|--|----------------|---|----------------------------------|-----------|-----------------------------|----------------------------------|---------------------------|------------------------|--------------------|---------|------------|---------|--------------|-------------|---|--|
| RUSHING C. Martin | ATT 13 | | YDS 14 | AVG 1.1 | LG 4 | TD 1 | | | | | | RUSHING T. Davis J. Elway D. Loville T. Rouen | ATT 32 3 2 1 | | YDS 167 13 7 -9 | AVG 5.2 4.3 3.5 -9.0 | LG 31t 9 4 -9 | TD 1 0 0 0 | | | | | | | | |
| TOTAL | 13 | | 14 | 1.1 | 4 | 1 | | | | | | TOTAL | 38 | | 178 | 4.7 | 31t | 1 | | | | | | | | |
| PASSING V. Testaverde | ATT 52 | CMP 31 | YDS 356 | TKD/ YD 0/0 | TD 0 | LG 28 | IN 2 | Rtg. 64.3 | | | | | | | PASSING J. Elway | ATT 34 | CMP 13 | YDS 173 | TKD/ YD 3/20 | TD 1 | LG 47 | IN 0 | Rtg. 65.0 | | | |
| TOTAL | 52 | 31 | 356 | 0/0 | 0 | 28 | 2 | 64.3 | | | | | | | TOTAL | 34 | 13 | 173 | 3/20 | 1 | 47 | 0 | 65.0 | | | |
| PASS RECEIVING W. Chrebet | NO 8 | | YDS 121 | AVG 15.1 | LG 28 | TD 0 | | | | | | PASS RECEIVING E. McCaffrey | NO 3 | | YDS 66 | AVG 22.0 | LG 47 | TD 0 | | | | | | | | |
| K. Johnson | 7 | | 73 | 10.4 | 25 | 0 | | | | | | R. Smith | 3 | | 37 | 12.3 | 15 | 0 | | | | | | | | |
| D. Ward | 5 | | 61 | 12.2 | 26 | 0 | | | | | | B. Chamberlain | 2 | | 26 | 13.0 | 16 | 0 | | | | | | | | |
| C. Martin | 4 | | 39 | 9.8 | 27 | 0 | | | | | | S. Sharpe | 2 | | 14 | 7.0 | 8 | 0 | | | | | | | | |
| K. Byars | 3 | | 33 | 11.0 | 19 | 0 | | | | | | T. Davis | 1 | | 12 | 12.0 | 12 | 0 | | | | | | | | |
| K. Brady | 2 | | 11 | 5.5 | 8 | 0 | | | | | | H. Griffith | 1 | | 11 | 11.0 | 11t | 1 | | | | | | | | |
| A. Van Dyke | 1 | | 16 | 16.0 | 16 | 0 | | | | | | D. Carswell | 1 | | 7 | 7.0 | 7 | 0 | | | | | | | | |
| D. Meggett | 1 | | 2 | 2.0 | 2 | 0 | | | | | | | | | | | | | | | | | | | | |
| TOTAL | 31 | | 356 | 11.5 | 28 | 0 | | | | | | TOTAL | 13 | | 173 | 13.3 | 47 | 1 | | | | | | | | |
| INTERCEPTIONS | NO | | YDS | AVG | LG | TD | | | | | | INTERCEPTIONS | NO | | YDS | AVG | LG | TD | | | | | | | | |
| D. Gordon | 2 | | 48 | 24.0 | 30 | 0 | | | | | | D. Gordon | 2 | | 48 | 24.0 | 30 | 0 | | | | | | | | |
| TOTAL | 0 | | 0 | 0.0 | — | 0 | | | | | | TOTAL | 2 | | 48 | 24.0 | 48 | 0 | | | | | | | | |
| PUNTING J. Kidd | NO 7 | YDS 335 | AVG 47.9 | NET 36.6 | FB 0 | IN20 3 | LG 53 | | | | | | PUNTING T. Rouen (BLOCKED) | NO 1 | YDS 317 | AVG 45.3 | NET 39.1 | FB 0 | IN20 0 | LG 3 | | | | | | |
| TOTAL | 7 | 335 | 47.9 | 36.6 | 0 | 3 | 53 | | | | | | TOTAL | 8 | 317 | 39.6 | 34.3 | 0 | 0 | 3 | 59 | | | | | |
| PUNT RETURNS D. Meggett | NO 3 | YDS 43 | AVG 14.3 | FC 0 | LG 33 | TD 0 | | | | | | PUNT RETURNS D. Gordon | NO 5 | YDS 79 | AVG 15.8 | FC 0 | LG 36 | TD 0 | | | | | | | | |
| (DOWNED) | 3 | 0 | 0.0 | 0 | — | 0 | | | | | | (DOWNED) | 1 | 0 | 0.0 | 0 | — | 0 | | | | | | | | |
| (OUT OF BOUNDS) | 1 | 0 | 0.0 | 0 | — | 0 | | | | | | (OUT OF BOUNDS) | 1 | 0 | 0.0 | 0 | — | 0 | | | | | | | | |
| RETURNS | 3 | 43 | 14.3 | 0 | 33 | 0 | | | | | | RETURNS | 5 | 79 | 15.8 | 0 | 36 | 0 | | | | | | | | |
| KICKOFF RETURNS D. Meggett | NO 3 | YDS 32 | AVG 10.7 | FC 0 | LG 16 | TD 0 | | | | | | KICKOFF RETURNS V. Hebron | NO 1 | YDS 28 | AVG 28.0 | FC 0 | LG 28 | TD 0 | | | | | | | | |
| B. Hamilton | 1 | 14 | 14.0 | 0 | 14 | 0 | | | | | | (TOUCHBACK) | 1 | 0 | 0.0 | 0 | — | 0 | | | | | | | | |
| J. Farrior | 1 | 0 | 0.0 | 0 | 0 | 0 | | | | | | | | | | | | | | | | | | | | |
| (TOUCHBACK) | 1 | 0 | 0.0 | 0 | — | 0 | | | | | | | | | | | | | | | | | | | | |
| RETURNS | 5 | 46 | 9.2 | 0 | 16 | 0 | | | | | | RETURNS | 1 | 28 | 28.0 | 0 | 28 | 0 | | | | | | | | |
| New York Jets | | | | | | | | | | | | Denver Broncos | | | | | | | | | | | | | | |
| FUMBLES C. Martin | Fum | Lost | Own Rec. | Yds | TD | FF Rec. | Yds | TD | Own Bnds | | | | | | FUMBLES T. Braxton | Fum | Lost | Own Rec. | Yds | TD | FF Rec. | Yds | TD | Own Bnds | | |
| K. Byars | 1 | 1 | 0 | 0 | 0 | 0 | 0 | 0 | 0 | | | | | | J. Elway | 1 | 0 | 0 | -6 | 0 | 0 | 0 | 0 | 0 | 0 | |
| J. Farrior | 1 | 1 | 0 | 0 | 0 | 0 | 0 | 0 | 0 | | | | | | T. Davis | 0 | 0 | 1 | 0 | 0 | 0 | 0 | 0 | 0 | 0 | |
| A. Van Dyke | 1 | 1 | 0 | 0 | 0 | 0 | 0 | 0 | 0 | | | | | | T. Rouen | 1 | 0 | 1 | 0 | 0 | 0 | 0 | 0 | 0 | 0 | |
| | | | | | | | | | | | B. Romanowski | 0 | | 0 | 0 | 0 | 0 | 1 | -2 | 0 | | | | | | |
| | | | | | | | | | | | J. Mobley | 0 | | 0 | 0 | 0 | 0 | 1 | 0 | 0 | | | | | | |
| | | | | | | | | | | | K. Burns | 0 | | 0 | 0 | 0 | 0 | 1 | 0 | 0 | | | | | | |
| | | | | | | | | | | | S. Altwater | 0 | | 0 | 0 | 0 | 0 | 1 | 0 | 0 | | | | | | |
| | | | | | | | | | | | A. Williams | 0 | | 0 | 0 | 0 | 0 | 1 | 0 | 0 | | | | | | |
| TOTAL | 4 | 4 | 0 | 0 | 0 | 0 | 0 | 0 | 0 | | | | | | TOTAL | 2 | 0 | 2 | -6 | 0 | 3 | 4 | -2 | 0 | 0 | |



Denver 38, Miami 3

Saturday, Jan. 9, 1999 • 2:15 p.m. MST • Mile High Stadium • Denver

WEATHER: Sunny, 49°, Wind W 13 mph • ATTENDANCE: 75,729 • TIME: 2:48

1998 AFC Divisional Playoff Game

The Denver Broncos won their fifth consecutive postseason contest and advanced to the AFC Championship Game for the second year in a row with a record-setting 38-3 win over Miami in an AFC Divisional Playoff Game played before 75,729 raucous fans at Mile High Stadium.

The 35-point differential represented Denver's largest margin of victory in a postseason game and was punctuated by a defensive effort that limited Miami to just 14 yards on 13 carries for an average of 1.1 yards per rush—all of which set franchise records. The three points allowed also were the fewest allowed by Denver in a postseason game.

The Broncos' offense was just as sharp, putting points on the board in all four quarters, including 14 in both the first and fourth quarters. Denver's two first-quarter TDs both came courtesy of T.D. himself—Terrell Davis—who scored on runs of 1 and 20 yards, the latter of which would qualify for any highlight film as Davis juked two Dolphins defenders with separate moves as he dashed to the end zone. Davis was, unequivocally, the offensive star, posting a franchise-record 199 yards on 21 carries, which also represented the fourth-highest single-game total in NFL postseason history.

Miami closed the gap to 14-3 in the second quarter, scoring its only points of the game on a 22-yard Olindo Mare field goal, but Denver answered with an 11-play, 87-yard drive capped by Derek Loville's 11-yard TD run to increase the lead to 21-3 at halftime. The Broncos pushed the margin to 24-3 early in the third quarter when Jason Elam converted a 32-yard field goal and put the game far out of reach early in the fourth quarter when John Elway hooked up with Rod Smith for a 28-yard touchdown play that was his 25th career postseason TD, tying him for fourth place in NFL history.

The icing on the cake was provided when Neil Smith picked up a fumble forced by Darrius Johnson at the Broncos' 21-yard line and ran it back 79 yards for his first career postseason score and a 38-3 Broncos lead that would stand up over the final 9:49 for Denver's most lopsided postseason win.

Shannon Sharpe led all Denver receivers with five catches, while Smith was the top yardage-gainer through the air with 71 on four catches. Defensively, Johnson and Bill Romanowski each intercepted Dan Marino, with Johnson returning his pick-off 48 yards for the second-longest interception return in franchise postseason history.

OFFICIALS:

Referee — Bill Carrollo (63); Umpire — Ed Coukart (71); Head Linesman — Tony Veteri (36); Line Judge — Mark Steinkerchner (84); Field Judge — Boris Cheek (41); Side Judge — Ken Baker (91); Back Judge — Jeff Triplette (42).

| | | 1 | 2 | 3 | 4 | OT | TOTAL | | |
|---------|----------------|----|---|---|----|----|-------|--|--|
| VISITOR | Miami Dolphins | 0 | 3 | 0 | 0 | — | 3 | | |
| HOME | Denver Broncos | 14 | 7 | 3 | 14 | — | 38 | | |

| Team | Qtr | Clock Time | PLAY DESCRIPTION (Extra Point) (Drive Info) | SCORE Visitor | Home |
|----------|-----|------------|---|---------------|------|
| BRONCOS | 1 | 5:55 | T. Davis 1 yd. run (J. Elam, kick) (14-92, 7:56) | 0 | 7 |
| BRONCOS | 1 | 1:02 | T. Davis 20 yd. run (J. Elam, kick) (4-66, 2:18) | 0 | 14 |
| DOLPHINS | 2 | 10:07 | O. Mare 22 yd. Field Goal (11-76, 5:55) | 3 | 14 |
| BRONCOS | 2 | 4:39 | D. Loville 11 yd. run (J. Elam, kick) (11-87, 5:28) | 3 | 21 |
| BRONCOS | 3 | 11:52 | J. Elam 32 yd. Field Goal (5-66, 3:08) | 3 | 24 |
| BRONCOS | 4 | 13:23 | R. Smith 28 yd. pass from J. Elway (J. Elam, kick) (5-52, 1:39) | 3 | 31 |
| BRONCOS | 4 | 9:49 | N. Smith 79 yd. fumble return (J. Elam, kick) | 3 | 38 |

| FIELD GOALS (made () & missed) | |
|---------------------------------|------|
| O. Mare | (22) |
| J. Elam | (32) |

| DENVER BRONCOS | | | | | | | | | |
|----------------|--------------|--------|---------------|--|---------|--|--|--|--|
| OFFENSE | | | | | DEFENSE | | | | |
| WR 80 | R. Smith | LE 96 | H. Hasselbach | | | | | | |
| LT 77 | T. Jones | LT 94 | K. Traylor | | | | | | |
| LG 69 | M. Schlereth | RE 98 | M. Tanuvasa | | | | | | |
| C 66 | T. Nalen | WLB 51 | J. Mobley | | | | | | |
| RG 62 | D. Neil | MLB 59 | G. Cadrez | | | | | | |
| RT 74 | H. Swayne | SLB 53 | B. Romanowski | | | | | | |
| TE 84 | S. Sharpe | LCB 39 | R. Crockett | | | | | | |
| WR 87 | E. McCaffrey | RCB 21 | D. Gordon | | | | | | |
| QB 7 | J. Elway | CB 25 | D. Johnson | | | | | | |
| HB 30 | T. Davis | SS 34 | T. Braxton | | | | | | |
| FB 29 | H. Griffith | FS 27 | S. Atwater | | | | | | |

BRONCOS SUBSTITUTIONS: K 1 J. Elam, QB 6 B. Brister, P 16 T. Rouen, CB 20 T. James, RB 22 V. Hebron, CB 28 T. Paul, RB 31 D. Loville, RB 37 A. Lynn, FB 42 D. Smith, S 48 G. Coghill, LB 56 K. Burns, G 63 D. Diaz-Infante, T 78 M. Lepsis, WR 82 M. Nash, WR 85 W. Green, TE 86 B. Chamberlain, TE 89 D. Carswell, DE 90 N. Smith, DE 91 A. Williams, DT 93 T. Pryce, DE 95 M. Washington, DT 97 M. Lodish, LB 99 S. Joyner. **INACTIVE:** QB 14 B. Griese, S 26 E. Brown, LB 54 N. Wayne, C 60 K.C. Jones, T 70 T. Teague, DE 73 C. Brown, G 79 C. Banks, WR 83 J. Armour.

| MIAMI DOLPHINS | | | | | | | | | |
|----------------|--------------|--------|-------------|--|---------|--|--|--|--|
| OFFENSE | | | | | DEFENSE | | | | |
| WR 85 | L. Thomas | LE 75 | S. Burton | | | | | | |
| LT 74 | B. Smith | LT 72 | B. Tanner | | | | | | |
| LG 60 | J. Book | RT 92 | D. Gardener | | | | | | |
| C 61 | T. Ruddy | RE 79 | K. Mixon | | | | | | |
| RG 65 | K. Donnalley | WLB 59 | D. Rodgers | | | | | | |
| RT 76 | J. Brown | MLB 54 | Z. Thomas | | | | | | |
| TE 89 | E. Perry | SLB 52 | R. Jones | | | | | | |
| WR 81 | O. McDuffie | LCB 27 | T. Buckley | | | | | | |
| QB 13 | D. Marino | RCB 29 | S. Madison | | | | | | |
| WR 86 | O. Gadsden | SS 38 | C. Jackson | | | | | | |
| FB 36 | S. Pritchett | FS 31 | B. Marion | | | | | | |

DOLPHINS SUBSTITUTIONS: P 8 K. Wilmsmeyer, K 10 O. Mare, QB 11 D. Huard, RB 20 J. Avery, S 21 R. Stewart, CB 23 P. Surtain, CB 24 J. Wilson, CB 28 R. Hill, RB 30 B. Parmalee, RB 33 K. Abdul-Jabbar, S 45 B. Walker, LB 50 D. Hollier, LB 51 A. Harris, LB 57 O. Brigance, T 68 M. Sheldon, WR 80 I. Uwaezueke, TE 82 F. Wainright, TE 83 H. Lusk, WR 88 N. Jacquet, DE 91 L. Bromell, DE 93 T. Armstrong, DE 96 D. Stubbs. **DID NOT PLAY:** QB 17 T. Doxzon, T 67 B. Sotkes. **INACTIVE:** QB 14 D. Gonzalez, CB 26 E. McDaniel, RB 34 R. Moore, FB 48 K. Karber, LB 53 L. Izzo, T 78 R. Nabb, TE 84 T. Drayton.

| FINAL INDIVIDUAL STATISTICS | | | | | | | | | | | | | | | | | | | | | | | | | |
|-----------------------------|-----|------|------|------|----|------|------|------|----|------|------------|-----------------|-----------------|----------|----------|------|------|------|-----|------|------|----|-------|--|--|
| Miami Dolphins | | | | | | | | | | | | Denver Broncos | | | | | | | | | | | | | |
| RUSHING | ATT | YDS | AVG | LG | TD | | | | | | | RUSHING | ATT | YDS | AVG | LG | TD | | | | | | | | |
| B. Parmalee | 7 | 14 | 2.0 | 12 | 0 | | | | | | | T. Davis | 21 | 199 | 9.5 | 62 | 2 | | | | | | | | |
| K. Abdul-Jabbar | 3 | 5 | 1.7 | 3 | 0 | | | | | | | D. Loville | 8 | 34 | 4.3 | 11 | 1 | | | | | | | | |
| D. Huard | 2 | -2 | -1.0 | -1 | 0 | | | | | | | J. Elway | 3 | 19 | 6.3 | 11 | 0 | | | | | | | | |
| S. Pritchett | 1 | -3 | -3.0 | -3 | 0 | | | | | | | B. Brister | 6 | -2 | -0.3 | 2 | 0 | | | | | | | | |
| TOTAL | 13 | 14 | 1.1 | 12 | 0 | | | | | | | TOTAL | 38 | 250 | 6.6 | 62 | 3 | | | | | | | | |
| TKD/ | | | | | | | | | | | | TKD/ | | | | | | | | | | | | | |
| PASSING | ATT | CMP | YDS | YD | TD | LG | IN | Rtg. | | | | | | | PASSING | ATT | CMP | YDS | YD | TD | LG | IN | Rtg. | | |
| D. Marino | 37 | 26 | 243 | 1/5 | 0 | 23 | 2 | 65.5 | | | | | | | J. Elway | 23 | 14 | 182 | 1/8 | 1 | 33 | 0 | 100.3 | | |
| TOTAL | 37 | 26 | 243 | 1/5 | 0 | 23 | 2 | 65.5 | | | | | | | TOTAL | 23 | 14 | 182 | 1/8 | 1 | 33 | 0 | 100.3 | | |
| PASS RECEIVING | NO | YDS | AVG | LG | TD | | | | | | | PASS RECEIVING | NO | YDS | AVG | LG | TD | | | | | | | | |
| O. McDuffie | 9 | 118 | 13.1 | 23 | 0 | | | | | | | S. Sharpe | 5 | 38 | 7.6 | 10 | 0 | | | | | | | | |
| B. Parmalee | 5 | 24 | 4.8 | 9 | 0 | | | | | | | R. Smith | 4 | 71 | 17.8 | 28 | 1 | | | | | | | | |
| O. Gadsden | 4 | 36 | 9.0 | 14 | 0 | | | | | | | E. McCaffrey | 3 | 52 | 17.3 | 33 | 0 | | | | | | | | |
| L. Thomas | 3 | 31 | 10.3 | 17 | 0 | | | | | | | H. Griffith | 1 | 14 | 14.0 | 14 | 0 | | | | | | | | |
| S. Pritchett | 3 | 23 | 7.7 | 12 | 0 | | | | | | | T. Davis | 1 | 7 | 7.0 | 7 | 0 | | | | | | | | |
| N. Jacquet | 1 | 6 | 6.0 | 6 | 0 | | | | | | | | | | | | | | | | | | | | |
| K. Abdul-Jabbar | 1 | 5 | 5.0 | 5 | 0 | | | | | | | | | | | | | | | | | | | | |
| TOTAL | 26 | 243 | 9.3 | 23 | 0 | | | | | | | TOTAL | 14 | 182 | 13.0 | 33 | 1 | | | | | | | | |
| INTERCEPTIONS | NO | YDS | AVG | LG | TD | | | | | | | INTERCEPTIONS | NO | YDS | AVG | LG | TD | | | | | | | | |
| | | | | | | | | | | | | D. Johnson | 1 | 48 | 48.0 | 48 | 0 | | | | | | | | |
| | | | | | | | | | | | | B. Romanowski | 1 | 0 | 0.0 | 0 | 0 | | | | | | | | |
| TOTAL | 0 | 0 | 0.0 | — | 0 | | | | | | | TOTAL | 2 | 48 | 24.0 | 48 | 0 | | | | | | | | |
| PUNTING | NO | YDS | AVG | NET | TB | IN20 | LG | | | | | | | PUNTING | NO | YDS | AVG | NET | TB | IN20 | LG | | | | |
| K. Wilmsmeyer | 5 | 228 | 45.6 | 42.8 | 0 | 2 | 56 | | | | | | | T. Rouen | 2 | 97 | 48.5 | 33.0 | 1 | 0 | 49 | | | | |
| TOTAL | 5 | 228 | 45.6 | 42.8 | 0 | 2 | 56 | | | | | | | TOTAL | 2 | 97 | 48.5 | 33.0 | 1 | 0 | 49 | | | | |
| PUNT RETURNS | NO | YDS | AVG | FC | LG | TD | | | | | | | PUNT RETURNS | NO | YDS | AVG | FC | LG | TD | | | | | | |
| T. Buckley | 1 | 11 | 11.0 | 0 | 11 | 0 | | | | | | | D. Gordon | 2 | 14 | 7.0 | 1 | 13 | 0 | | | | | | |
| (TOUCHBACK) | 1 | 0 | 0.0 | 0 | — | 0 | | | | | | | (DOWNED) | 1 | 0 | 0.0 | 0 | — | 0 | | | | | | |
| | | | | | | | | | | | | (OUT OF BOUNDS) | 1 | 0 | 0.0 | 0 | — | 0 | | | | | | | |
| RETURNS | 1 | 11 | 11.0 | 0 | 11 | 0 | | | | | | | RETURNS | 2 | 14 | 7.0 | 1 | 13 | 0 | | | | | | |
| KICKOFF RETURNS | NO | YDS | AVG | FC | LG | TD | | | | | | | KICKOFF RETURNS | NO | YDS | AVG | FC | LG | TD | | | | | | |
| J. Avery | 5 | 121 | 24.2 | 0 | 35 | 0 | | | | | | | V. Hebron | 1 | 19 | 19.0 | 0 | 19 | 0 | | | | | | |
| (TOUCHBACK) | 2 | 0 | 0.0 | 0 | — | 0 | | | | | | | (TOUCHBACK) | 1 | 0 | 0.0 | 0 | — | 0 | | | | | | |
| RETURNS | 5 | 121 | 24.2 | 0 | 35 | 0 | | | | | | | RETURNS | 1 | 19 | 19.0 | 0 | 19 | 0 | | | | | | |
| Miami Dolphins | Own | | | | | Opp. | | | | | Out | Denver Broncos | Own | | | | | Opp. | | | | | Out | | |
| FUMBLES | Fum | Lost | Rec. | Yds | TD | FF | Rec. | Yds | TD | Bnds | FUMBLES | Fum | Lost | Rec. | Yds | TD | FF | Rec. | Yds | TD | Bnds | | | | |
| O. Gadsden | 1 | 1 | 0 | 0 | 0 | 0 | 0 | 0 | 0 | 0 | D. Johnson | 0 | 0 | 0 | 0 | 0 | 1 | 0 | 0 | 0 | 0 | | | | |
| | | | | | | | | | | | N. Smith | 0 | 0 | 0 | 0 | 0 | 1 | 1 | 79 | 1 | 0 | | | | |
| TOTAL | 1 | 1 | 0 | 0 | 0 | 0 | 0 | 0 | 0 | 0 | TOTAL | 0 | 0 | 0 | 0 | 0 | 1 | 1 | 79 | 1 | 0 | | | | |



Denver 31, Green Bay 24

Sunday, Jan. 25, 1998 • 3:24 p.m. PST • Qualcomm Stadium • San Diego

WEATHER: Clear and Sunny, 67°, Wind WSW 8 mph • ATTENDANCE: 68,912 • TIME: 3:25

Super Bowl XXXII



The Denver Broncos won their first Super Bowl and became the first AFC team in 14 years to claim the Vince Lombardi trophy as they used a powerful running game and a solid defensive performance to dethrone the defending Super Bowl champion Green Bay Packers 31-24 in front of 68,912 fans at Qualcomm Stadium in San Diego.

Denver running back Terrell Davis was named the game's Most Valuable Player in recognition of his 157-yard rushing effort on 30 carries, which included a Super Bowl-record three rushing touchdowns, each from one yard out. Davis' three total touchdowns and 18 points each tied Super Bowl records and were made even more remarkable by the fact that he missed almost the entire second quarter when he was sidelined by the onset of a migraine headache.

Both offenses displayed their talents immediately as Super Bowl XXXII became the first ever in which each team scored a touchdown on its opening possession. The Packers struck first when Brett Favre connected with Antonio Freeman on a 22-yard scoring pass, and the Broncos answered by driving 58 yards in 10 plays the first time they touched the ball, culminating in a 1-yard Davis touchdown run with 5:39 left in the first quarter.

The Broncos turned two Packers turnovers into 10 more points to take a 17-7 lead in the second quarter. The first opportunity was created when strong safety Tyrone Braxton intercepted a Favre pass, and eight plays later, John Elway rushed around right end for a 1-yard touchdown. Free safety Steve Atwater sacked Favre on the next Green Bay possession, forcing a fumble that was recovered by defensive end Neil Smith. Four plays later, Jason Elam converted a 51-yard field goal, the second-longest in Super Bowl history.

Green Bay pulled to within 17-14 with a touchdown just before halftime and tied the score early in the third quarter on a 27-yard Ryan Longwell field goal. Denver broke the tie late in the third quarter on a 1-yard Davis touchdown run. After a Denver interception, Green Bay would move 85 yards in just four plays to tie the game at 24, setting the stage for Davis' late-game heroics.

After the Denver defense turned back the Packers on their next two possessions, the Broncos set up shop at the Packers' 49-yard line for their game-winning drive. Five plays later, Davis scored his third touchdown of the day, from one yard out to give Denver a 31-24 lead that would hold up over the final 1:45 for the victory.

OFFICIALS:

Referee — Ed Hochuli (85); **Umpire** — Jim Quirk (5); **Head Linesman** — John Schleyer (21); **Line Judge** — Ben Montgomery (117); **Back Judge** — Paul Baetz (22); **Side Judge** — Doug Toole (4); **Field Judge** — Don Dorkowski (113).

| | | 1 | 2 | 3 | 4 | OT | TOTAL | | FIELD GOALS (made () & missed) |
|----------------|-------------------|---|----|---|---|----|-------|--|---------------------------------|
| VISITOR | Green Bay Packers | 7 | 7 | 3 | 7 | — | 24 | | R. Longwell (27) |
| HOME | Denver Broncos | 7 | 10 | 7 | 7 | — | 31 | | J. Elam (51) |

| Team | Qtr | Clock Time | PLAY DESCRIPTION (Extra Point) (Drive Info) | SCORE Visitor | Home |
|---------|-----|------------|---|---------------|------|
| PACKERS | 1 | 10:58 | A. Freeman 22 yd. pass from B. Favre (R. Longwell, kick) (8-76, 4:02) | 7 | 0 |
| BRONCOS | 1 | 5:39 | T. Davis 1 yd. run (J. Elam, kick) (10-58, 5:19) | 7 | 7 |
| BRONCOS | 2 | 14:55 | J. Elway 1 yd. run (J. Elam, kick) (8-45, 4:54) | 7 | 14 |
| BRONCOS | 2 | 12:21 | J. Elam 51 yd. Field Goal (4-0, 1:02) | 7 | 17 |
| PACKERS | 2 | 0:12 | M. Chmura 6 yd. pass from B. Favre (R. Longwell, kick) (17-95, 7:26) | 14 | 17 |
| PACKERS | 3 | 11:59 | R. Longwell 27 yd. Field Goal (7-17, 2:42) | 17 | 17 |
| BRONCOS | 3 | 0:34 | T. Davis 1 yd. run (J. Elam, kick) (13-92, 7:12) | 17 | 24 |
| PACKERS | 4 | 13:32 | A. Freeman 13 yd. pass from B. Favre (R. Longwell, kick) (4-85, 1:39) | 24 | 24 |
| BRONCOS | 4 | 1:45 | T. Davis 1 yd. run (J. Elam, kick) (5-49, 1:42) | 24 | 31 |

| DENVER BRONCOS | | | | | | | | | |
|----------------|----|--------------|-----|----|---------------|--|--|--|--|
| OFFENSE | | | | | DEFENSE | | | | |
| WR | 80 | R. Smith | LE | 90 | N. Smith | | | | |
| LT | 65 | G. Zimmerman | LT | 94 | K. Traylor | | | | |
| LG | 69 | M. Schlereth | RT | 98 | M. Tanuvasa | | | | |
| C | 66 | T. Nalen | RE | 91 | A. Williams | | | | |
| RG | 75 | B. Habib | WLB | 51 | J. Mobley | | | | |
| RT | 77 | T. Jones | MLB | 57 | A. Aldridge | | | | |
| TE | 84 | S. Sharpe | SLB | 53 | B. Romanowski | | | | |
| WR | 87 | E. McCaffrey | LCB | 39 | R. Crockett | | | | |
| QB | 7 | J. Elway | RCB | 23 | D. Gordon | | | | |
| RB | 30 | T. Davis | SS | 34 | T. Braxton | | | | |
| FB | 29 | H. Griffith | FS | 27 | S. Atwater | | | | |

BRONCOS SUBSTITUTIONS: K 1 J. Elam, P 16 T. Rouen, CB 21 R. Hilliard, RB 22 V. Hebron, CB 25 D. Johnson, CB 26 T. McKyer, RB 31 D. Lovie, S 32 T. Veland, S 33 D. Dodge, RB 37 A. Lynn, FB 42 D. Smith, LB 56 K. Burns, LB 59 G. Cadrez, G 63 D. Diaz-Infante, T 74 H. Swayne, WR 81 P. Jeffers, WR 85 W. Green, TE 89 D. Carswell, DT 93 T. Pryce, DE 96 H. Hasselbach, DT 97 M. Lodish. **DID NOT PLAY:** QB 6 B. Brister, TE 86 B. Chamberlain. **INACTIVE:** QB 8 J. Lewis, LB 50 J. Hesse, LB 58 S. Russ, C/G 62 D. Neil, T 70 J. Brown, DE 72 E. Jones, WR 88 S. Wilson, DT 99 D. Richie.

| GREEN BAY PACKERS | | | | | | | | | |
|-------------------|----|--------------|-----|----|-------------|--|--|--|--|
| OFFENSE | | | | | DEFENSE | | | | |
| WR | 86 | A. Freeman | LE | 92 | R. White | | | | |
| LT | 78 | R. Verba | DT | 71 | S. Dotson | | | | |
| LG | 73 | A. Taylor | DT | 93 | G. Brown | | | | |
| C | 52 | F. Winters | RE | 98 | G. Wilkins | | | | |
| RG | 63 | A. Timmerman | LLB | 54 | S. Joyner | | | | |
| RT | 72 | E. Dotson | MLB | 55 | B. Harris | | | | |
| TE | 89 | M. Chmura | LLB | 51 | B. Williams | | | | |
| WR | 87 | R. Brooks | LCB | 37 | T. Williams | | | | |
| QB | 4 | B. Favre | RCB | 33 | D. Evans | | | | |
| RB | 25 | D. Levens | SS | 36 | L. Butler | | | | |
| FB | 30 | W. Henderson | FS | 41 | E. Robinson | | | | |

PACKERS SUBSTITUTIONS: K 8 R. Longwell, P 17 C. Hentrich, RB 24 A. Hayden, CB 26 M. Collins, CB 28 R. Mullen, FB 32 T. Jervey, S 39 M. Prior, CB 42 D. Sharper, RB 44 C. Darkins, LB 53 G. Koonce, LB 56 L. Hollinquest, LS 60 R. Davis, C 62 M. Rivera, T 64 B. Wilkerson, WR 80 D. Mayes, TE 81 T. Davis, TE 83 J. Thomason, WR 85 T. Mickens, DE/DT 90 D. Holland, DT 94 B. Kuberski, DE 95 K. McKenzie. **DID NOT PLAY:** QB 13 S. Bono, C/G 67 J. Dellanbach. **INACTIVE:** QB 18 D. Pederson, WR 12 R. Anderson, S 38 B. McElmurry, G 70 J. Andruzzi, T 77 J. Michaels, WR 84 B. Schroeder, DE 97 P. Frase, DT 99 J. Smith.

| FINAL INDIVIDUAL STATISTICS | | | | | | | | | | | | | | | | | | | | | | | | | |
|-----------------------------|-----|------|------|------|-----|-------------|--------------|----------|----------|------|------------|-----------------|-----|-----|------|------|------|------|------|------|-----|----|------|---|---|
| Green Bay Packers | | | | | | | | | | | | Denver Broncos | | | | | | | | | | | | | |
| RUSHING | ATT | YDS | AVG | LG | TD | RUSHING | | | | | | | ATT | YDS | AVG | LG | TD | | | | | | | | |
| D. Levens | 19 | 90 | 4.7 | 16 | 0 | T. Davis | | | | | | | 30 | 157 | 5.2 | 27 | 3 | | | | | | | | |
| R. Brooks | 1 | 5 | 5.0 | 5 | 0 | J. Elway | | | | | | | 5 | 17 | 3.4 | 10 | 1 | | | | | | | | |
| | | | | | | V. Hebron | | | | | | | 3 | 3 | 1.0 | 2 | 0 | | | | | | | | |
| | | | | | | H. Griffith | | | | | | | 1 | 2 | 2.0 | 2 | 0 | | | | | | | | |
| TOTAL | 20 | 95 | 4.8 | 16 | 0 | TOTAL | | | | | | | 39 | 179 | 4.6 | 27 | 4 | | | | | | | | |
| TKD/ | | | | | | | | | | | | TKD/ | | | | | | | | | | | | | |
| PASSING | ATT | CMP | YDS | YD | TD | LG | IN | Rtg. | PASSING | | | | | | | ATT | CMP | YDS | YD | TD | LG | IN | Rtg. | | |
| B. Favre | 42 | 25 | 256 | 1/1 | 3 | 27 | 1 | 91.0 | J. Elway | | | | | | | 22 | 12 | 123 | 0/0 | 0 | 36 | 1 | 51.9 | | |
| TOTAL | 42 | 25 | 256 | 1/1 | 3 | 27 | 1 | 91.0 | TOTAL | | | | | | | 22 | 12 | 123 | 0/0 | 0 | 36 | 1 | 51.9 | | |
| PASS RECEIVING | | | | | | | | | | | | PASS RECEIVING | | | | | | | | | | | | | |
| A. Freeman | NO | | YDS | AVG | LG | TD | S. Sharpe | | | | | | | 5 | 38 | 7.6 | 12 | 0 | | | | | | | |
| D. Levens | 6 | | 56 | 9.3 | 22 | 0 | E. McCaffrey | | | | | | | 2 | 45 | 22.5 | 36 | 0 | | | | | | | |
| M. Chmura | 4 | | 43 | 10.8 | 21 | 1 | T. Davis | | | | | | | 2 | 8 | 4.0 | 4 | 0 | | | | | | | |
| R. Brooks | 3 | | 16 | 5.3 | 10 | 0 | H. Griffith | | | | | | | 1 | 23 | 23.0 | 23 | 0 | | | | | | | |
| W. Henderson | 2 | | 9 | 4.5 | 7 | 0 | V. Hebron | | | | | | | 1 | 5 | 5.0 | 5 | 0 | | | | | | | |
| T. Mickens | 1 | | 6 | 6.0 | 6 | 0 | D. Carswell | | | | | | | 1 | 4 | 4.0 | 4 | 0 | | | | | | | |
| TOTAL | 25 | | 256 | 10.2 | 27 | 3 | TOTAL | | | | | | | 12 | 123 | 10.3 | 36 | 0 | | | | | | | |
| INTERCEPTIONS | | | | | | | | | | | | INTERCEPTIONS | | | | | | | | | | | | | |
| E. Robinson | NO | | YDS | AVG | LG | TD | T. Braxton | | | | | | | 1 | 0 | 0.0 | 0 | 0 | | | | | | | |
| TOTAL | 1 | | 17 | 17.0 | 17 | 0 | TOTAL | | | | | | | 1 | 0 | 0.0 | 0 | 0 | | | | | | | |
| PUNTING | | | | | | | | | | | | PUNTING | | | | | | | | | | | | | |
| C. Hentrich | NO | YDS | AVG | NET | TB | IN20 | LG | T. Rouen | | | | | | | NO | YDS | AVG | NET | TB | IN20 | LG | | | | |
| TOTAL | 4 | 142 | 35.5 | 35.5 | 0 | 2 | 51 | TOTAL | | | | | | | 4 | 146 | 36.5 | 36.5 | 0 | 2 | 47 | | | | |
| PUNT RETURNS | | | | | | | | | | | | PUNT RETURNS | | | | | | | | | | | | | |
| R. Brooks | NO | YDS | AVG | FC | LG | TD | D. Gordon | | | | | | | NO | YDS | AVG | FC | LG | TD | | | | | | |
| (DOWNED) | 0 | 0 | 0.0 | 1 | — | 0 | R. Smith | | | | | | | 0 | 0 | 0.9 | 2 | — | 0 | | | | | | |
| | 3 | 0 | 0.0 | 0 | — | 0 | (DOWNED) | | | | | | | 0 | 0 | 0.0 | 1 | — | 0 | | | | | | |
| | | | | | | | | | | | | | | 1 | 0 | 0.0 | 0 | — | 0 | | | | | | |
| RETURNS | 0 | 0 | 0.0 | 1 | — | 0 | RETURNS | | | | | | | 0 | 0 | 0.0 | 3 | — | 0 | | | | | | |
| KICKOFF RETURNS | | | | | | | | | | | | KICKOFF RETURNS | | | | | | | | | | | | | |
| A. Freeman | NO | YDS | AVG | FC | LG | TD | V. Hebron | | | | | | | NO | YDS | AVG | FC | LG | TD | | | | | | |
| | 6 | 104 | 17.3 | 0 | 22 | 0 | K. Burns | | | | | | | 4 | 79 | 19.8 | 0 | 32 | 0 | | | | | | |
| | | | | | | | | | | | | | | 1 | 16 | 16.0 | 0 | 16 | 0 | | | | | | |
| RETURNS | 6 | 104 | 17.3 | 0 | 22 | 0 | RETURNS | | | | | | | 5 | 95 | 19.0 | 0 | 32 | 0 | | | | | | |
| Green Bay Packers | | | | | | | | | | | | Denver Broncos | | | | | | | | | | | | | |
| FUMBLES | Own | Opp. | Own | Opp. | Own | Opp. | FUMBLES | | | | | | | Own | Opp. | Own | Opp. | Own | Opp. | | | | | | |
| B. Favre | Fum | Lost | Rec. | Yds | TD | FF | Rec. | Yds | TD | Bnds | S. Smith | | | | | | | Fum | Lost | Rec. | Yds | TD | Bnds | | |
| T. Williams | 0 | 1 | 0 | 0 | 0 | 0 | 0 | 0 | 0 | 0 | N. Atwater | | | | | | | 0 | 0 | 0 | 0 | 0 | 0 | | |
| A. Freeman | 1 | 1 | 0 | 0 | 0 | 0 | 0 | 0 | 0 | 0 | T. Davis | | | | | | | 0 | 1 | 0 | 0 | 0 | 0 | | |
| | | | | | | | | | | | T. McKyer | | | | | | | 0 | 0 | 0 | 0 | 0 | 0 | | |
| | | | | | | | | | | | T. Veland | | | | | | | 0 | 0 | 0 | 0 | 1 | 0 | 0 | |
| TOTAL | 2 | 2 | 0 | 0 | 0 | 1 | 1 | 0 | 0 | 0 | TOTAL | | | | | | | 1 | 1 | 0 | 0 | 2 | 2 | 0 | 0 |



Denver 24, Pittsburgh 21

Sunday, Jan. 11, 1998 • 12:35 p.m. EST • Three Rivers Stadium • Pittsburgh

WEATHER: Sunny, 38°, Wind SW 3 mph • ATTENDANCE: 61,382 • TIME: 2:59

1997 AFC Championship Game

The Denver Broncos advanced to their fifth Super Bowl—and their first since 1989—with a 24-21 victory at Pittsburgh in the AFC Championship Game in front of 61,382 fans at Three Rivers Stadium. The Broncos became just the fifth Wild Card team to advance to the Super Bowl since the Wild Card format was established in 1970.

Denver quarterback John Elway was intercepted by Levon Kirkland on the game's second play, but the Steelers failed to capitalize when Norm Johnson's 38-yard field goal attempt sailed wide to the left. Denver then got on the board when Davis—who would rush for 139 yards and become the club's all-time postseason rushing leader—capped a six-play, 72-yard drive with an 8-yard scoring run on its second possession.

Pittsburgh evened the score on its next possession as quarterback Kordell Stewart rushed 33 yards around right end for a touchdown to punctuate a 6-play, 65-yard drive that covered 3:02 on the clock. The Steelers then broke the deadlock early in the second quarter when Jerome Bettis powered his way into the end zone from one yard out to put the finishing touches on an 11-play, 68-yard drive.

The Broncos would score the game's next 17 points, and, in effect, put the game away as the defense held up its end of the bargain down the stretch. The scoring began with a 43-yard Jason Elam field goal with 8:20 remaining in the half. After each team punted on its next possession, Denver got the ball back when Ray Crockett intercepted a Stewart bomb in the end zone, setting up a 14-point assault that would send Denver to the locker room ahead 24-14. Elway hit Howard Griffith for a 15-yard touchdown with 1:47 remaining, and Denver then forced a Pittsburgh punt and found the end zone again when Elway connected with Ed McCaffrey for a 1-yard touchdown with 13 seconds left in the half.

Denver rode that 24-14 lead into the fourth quarter before the Steelers scored the only points of the second half on a 14-yard Stewart-to-Charles Johnson touchdown pass with 2:46 remaining. But the Broncos succeeded in running out the clock on their final possession and established a new franchise record with their 15th win of the season.

Elway tied Roger Staubach for fourth place on the NFL's all-time list for postseason touchdown passes (24) with his two on the day, and the Broncos' three interceptions tied the franchise postseason record for most in a game.

OFFICIALS:

Referee — Ron Blum (7); Umpire — Bob Boylston (101); Head Linesman — Mark Baltz (26); Line Judge — Ron Winter (82); Back Judge — Bill Lovett (98); Side Judge — Dave Wyant (16); Field Judge — Don Hakes (96).

| | | 1 | 2 | 3 | 4 | OT | TOTAL | FIELD GOALS (made () & missed) | |
|----------|---------------------|------------|---|---|---|----|---------|---------------------------------|------|
| VISITOR | Denver Broncos | 7 | 17 | 0 | 0 | — | 24 | J. Elam | (43) |
| HOME | Pittsburgh Steelers | 7 | 7 | 0 | 7 | — | 21 | N. Johnson | 38WL |
| Team | Qtr | Clock Time | PLAY DESCRIPTION (Extra Point) (Drive Info) | | | | SCORE | | |
| | | | | | | | Visitor | Home | |
| BRONCOS | 1 | 9:18 | T. Davis 8 yd. run (J. Elam, kick) (6-72, 3:15) | | | | 7 | 0 | |
| STEELERS | 1 | 6:16 | K. Stewart 33 yd. run (N. Johnson, kick) (6-65, 3:02) | | | | 7 | 7 | |
| STEELERS | 2 | 12:42 | J. Bettis 1 yd. run (N. Johnson, kick) (11-68, 4:46) | | | | 7 | 14 | |
| BRONCOS | 2 | 8:20 | J. Elam 43 yd. Field Goal (11-45, 4:22) | | | | 10 | 14 | |
| BRONCOS | 2 | 1:47 | H. Griffith 15 yd. pass from J. Elway (J. Elam, kick) (5-80, 2:53) | | | | 17 | 14 | |
| BRONCOS | 2 | 0:13 | E. McCaffrey 1 yd. pass from J. Elway (J. Elam, kick) (4-54, 0:30) | | | | 24 | 14 | |
| STEELERS | 4 | 2:46 | C. Johnson 14 yd. pass from K. Stewart (N. Johnson, kick) (10-79, 2:57) | | | | 24 | 21 | |

| DENVER BRONCOS | | | | | | | | | |
|----------------|----|--------------|--|--|---------|----|---------------|--|--|
| OFFENSE | | | | | DEFENSE | | | | |
| WR | 80 | R. Smith | | | LE | 90 | N. Smith | | |
| LT | 65 | G. Zimmerman | | | LT | 94 | K. Traylor | | |
| LG | 69 | M. Schlereth | | | RT | 98 | M. Tanuvasa | | |
| C | 66 | T. Nalen | | | RE | 91 | A. Williams | | |
| RG | 75 | B. Habib | | | WLB | 51 | J. Mobley | | |
| RT | 77 | T. Jones | | | MLB | 57 | A. Aldridge | | |
| TE | 84 | S. Sharpe | | | SLB | 53 | B. Romanowski | | |
| WR | 87 | E. McCaffrey | | | LCB | 39 | R. Crockett | | |
| QB | 7 | J. Elway | | | RCB | 23 | D. Gordon | | |
| HB | 30 | T. Davis | | | FS | 27 | S. Atwater | | |
| FB | 29 | H. Griffith | | | SS | 34 | T. Braxton | | |

BRONCOS SUBSTITUTIONS: K 1 J. Elam, P 16 T. Rouen, CB 21 R. Hilliard, RB 22 V. Hebron, CB 25 D. Johnson, CB 26 T. McKyer, RB 31 D. Loville, S 32 T. Veland, S 33 D. Dodge, RB 37 A. Lynn, FB 42 D. Smith, LB 56 K. Burns, LB 59 G. Cadrez, G/C 63 D. Diaz-Infante, T 74 H. Swayne, WR 81 P. Jeffers, WR 85 W. Green, TE 86 B. Chamberlain, TE 89 D. Carswell, DT 93 T. Pryce, DE 96 H. Hasselbach, DT 97 M. Lodish. **DID NOT PLAY:** QB 6 B. Brister. **INACTIVE:** QB 8 J. Lewis, LB 50 J. Hesse, LB 58 S. Russ, G 62 D. Neil, T 70 J. Brown, DE 72 E. Jones, WR 88 S. Wilson, DT 99 D. Richie.

| PITTSBURGH STEELERS | | | | | | | | | |
|---------------------|----|---------------|------|----|-------------|--|--|--|--|
| OFFENSE | | | | | DEFENSE | | | | |
| WR | 82 | Y. Thigpen | LE | 74 | N. Harrison | | | | |
| LT | 65 | J. Jackson | NT | 93 | J. Steed | | | | |
| LG | 77 | W. Wolford | RE | 76 | K. Henry | | | | |
| C | 63 | D. Dawson | LOLB | 92 | J. Gildon | | | | |
| RG | 68 | B. Stai | LILB | 99 | L. Kirkland | | | | |
| RT | 73 | J. Strzelczyk | RILB | 50 | E. Holmes | | | | |
| TE | 87 | M. Bruener | ROLB | 54 | D. Jones | | | | |
| WR | 81 | C. Johnson | LCB | 30 | C. Scott | | | | |
| QB | 10 | K. Stewart | RCB | 37 | C. Lake | | | | |
| FB | 34 | T. Lester | SS | 40 | M. Bell | | | | |
| RB | 36 | J. Bettis | FS | 39 | M. Perry | | | | |

STEELERS SUBSTITUTIONS: P 4 J. Miller, K 9 N. Johnson, QB 18 M. Tomczak, WR 19 A. Coleman, CB 24 C. Oldham, RB 25 F. McAfee, CB 27 J.B. Brown, DB 29 R. Fuller, FB 38 J. Witman, DB 41 L. Flowers, TE 46 T. Sadowski, LB 51 C. Emmons, LB 53 S. Conley, LB 55 J. Olsavsky, OL 62 T. Myslinski, C 66 J. Sweeney, DE 71 O. Roye, TE 84 K. Botkin, WR 88 C. Hawkins, WR 89 W. Blackwell, DE 96 M. Vrabel, LB 98 O. Gibson. **DID NOT PLAY:** CB 21 D. Woolford. **INACTIVE:** QB 11 M. Quinn, WR 17 C. Marsh, RB 43 G. Jones, T 67 J. Stephens, OL 79 P. Wiggins, WR 83 C. Holliday, LB 95 G. Lloyd, DE 97 R. Manuel.

| FINAL INDIVIDUAL STATISTICS | | | | | | | | | | | | | | | | | | | | | | | | | | | | | | | |
|-----------------------------|----------------|-----------|----------|------|------|------|-----------|-----|------|----------|---------------------|---------------------|-----------------|-----------------|--------------|--------------|------|-----------|------|------|----------|----|---|------|--|--|--|--|--|--|--|
| Denver Broncos | | | | | | | | | | | | Pittsburgh Steelers | | | | | | | | | | | | | | | | | | | |
| RUSHING | ATT | YDS | AVG | LG | TD | | | | | | | RUSHING | ATT | YDS | AVG | LG | TD | | | | | | | | | | | | | | |
| | T. Davis | 26 | 139 | 5.3 | 43 | 1 | | | | | | | J. Bettis | 23 | 105 | 4.6 | 16 | 1 | | | | | | | | | | | | | |
| | J. Elway | 2 | 9 | 4.5 | 10 | 0 | | | | | | | K. Stewart | 3 | 44 | 14.7 | 33t | 1 | | | | | | | | | | | | | |
| | V. Hebron | 2 | 2 | 1.0 | 2 | 0 | | | | | | | F. McAfee | 1 | 12 | 12.0 | 12 | 0 | | | | | | | | | | | | | |
| | TOTAL | 30 | 150 | 5.0 | 43 | 1 | | | | | | | TOTAL | 27 | 161 | 6.0 | 33 | 2 | | | | | | | | | | | | | |
| PASSING | ATT | CMP | YDS | TD | LG | IN | Rtg. | | | | | | | PASSING | ATT | CMP | YDS | TD | LG | IN | Rtg. | | | | | | | | | | |
| | J. Elway | 31 | 18 | 210 | 2/15 | 2 | 20 | 1 | 86.8 | | | | | | | K. Stewart | 36 | 18 | 201 | 3/8 | 1 | 27 | 3 | 41.6 | | | | | | | |
| | TOTAL | 31 | 18 | 210 | 2/15 | 2 | 20 | 1 | 86.8 | | | | | | | TOTAL | 36 | 18 | 201 | 3/8 | 1 | 27 | 3 | 41.6 | | | | | | | |
| | PASS RECEIVING | NO | YDS | AVG | LG | TD | | | | | | | PASS RECEIVING | | NO | YDS | AVG | LG | TD | | | | | | | | | | | | |
| | | R. Smith | 6 | 87 | 14.5 | 20 | 0 | | | | | | | | Y. Thigpen | 6 | 92 | 15.3 | 27 | 0 | | | | | | | | | | | |
| E. McCaffrey | | 5 | 37 | 7.4 | 11 | 1 | | | | | | | | C. Hawkins | 4 | 30 | 7.5 | 9 | 0 | | | | | | | | | | | | |
| S. Sharpe | | 3 | 49 | 16.3 | 18 | 0 | | | | | | | | C. Johnson | 3 | 34 | 11.3 | 14t | 1 | | | | | | | | | | | | |
| H. Griffith | | 2 | 26 | 13.0 | 15t | 1 | | | | | | | | W. Blackwell | 2 | 19 | 9.5 | 16 | 0 | | | | | | | | | | | | |
| V. Hebron | 1 | 9 | 9.0 | 9 | 0 | | | | | | | M. Bruener | 1 | 16 | 16.0 | 16 | 0 | | | | | | | | | | | | | | |
| T. Davis | 1 | 2 | 2.0 | 2 | 0 | | | | | | | T. Lester | 1 | 7 | 7.0 | 7 | 0 | | | | | | | | | | | | | | |
| TOTAL | 18 | 210 | 11.7 | 20 | 2 | | | | | | | TOTAL | 18 | 201 | 11.2 | 27 | 1 | | | | | | | | | | | | | | |
| INTERCEPTIONS | NO | YDS | AVG | LG | TD | | | | | | | INTERCEPTIONS | NO | YDS | AVG | LG | TD | | | | | | | | | | | | | | |
| | T. Braxton | 1 | 6 | 6.0 | 6 | 0 | | | | | | | L. Kirkland | 1 | 0 | 0.0 | 0 | 0 | | | | | | | | | | | | | |
| | A. Aldridge | 1 | 0 | 0.0 | 0 | 0 | | | | | | | | | | | | | | | | | | | | | | | | | |
| | R. Crockett | 1 | 0 | 0.0 | 0 | 0 | | | | | | | | | | | | | | | | | | | | | | | | | |
| | TOTAL | 3 | 6 | 2.0 | 6 | 0 | | | | | | | TOTAL | 1 | 0 | 0.0 | 0 | 0 | | | | | | | | | | | | | |
| PUNTING | NO | YDS | AVG | NET | TB | IN20 | LG | | | | | | | PUNTING | NO | YDS | AVG | NET | TB | IN20 | LG | | | | | | | | | | |
| | T. Rouen | 5 | 157 | 31.4 | 27.6 | 0 | 1 | 48 | | | | | | | J. Miller | 4 | 168 | 42.0 | 37.3 | 0 | 0 | 51 | | | | | | | | | |
| | TOTAL | 5 | 157 | 31.4 | 27.6 | 0 | 1 | 48 | | | | | | | TOTAL | 4 | 168 | 42.0 | 37.3 | 0 | 0 | 51 | | | | | | | | | |
| | PUNT RETURNS | NO | YDS | AVG | FC | LG | TD | | | | | | | | PUNT RETURNS | NO | YDS | AVG | FC | LG | TD | | | | | | | | | | |
| | | D. Gordon | 2 | 19 | 9.5 | 0 | 19 | 0 | | | | | | | | W. Blackwell | 1 | 19 | 19.0 | 0 | 19 | 0 | | | | | | | | | |
| (DOWNED) | | 2 | 0 | 0.0 | 0 | — | 0 | | | | | | | C. Hawkins | | 0 | 0 | 0.0 | 1 | — | 0 | | | | | | | | | | |
| | | | | | | | | | | | | | | (DOWNED) | | 2 | 0 | 0.0 | 0 | — | 0 | | | | | | | | | | |
| | | | | | | | | | | | | | | (OUT OF BOUNDS) | | 1 | 0 | 0.0 | 0 | — | 0 | | | | | | | | | | |
| RETURNS | 2 | 19 | 9.5 | 0 | 19 | 0 | | | | | | | RETURNS | 1 | 19 | 19.0 | 1 | 19 | 0 | | | | | | | | | | | | |
| KICKOFF RETURNS | NO | YDS | AVG | FC | LG | TD | | | | | | | KICKOFF RETURNS | NO | YDS | AVG | FC | LG | TD | | | | | | | | | | | | |
| | V. Hebron | 4 | 69 | 17.3 | 0 | 25 | 0 | | | | | | | W. Blackwell | 3 | 52 | 17.3 | 0 | 24 | 0 | | | | | | | | | | | |
| | | | | | | | | | | | | | | J. Witman | 1 | 10 | 10.0 | 0 | 10 | 0 | | | | | | | | | | | |
| | | | | | | | | | | | | | | (TOUCHBACK) | 1 | 0 | 0.0 | 0 | — | 0 | | | | | | | | | | | |
| | | | | | | | | | | | | | | RETURNS | 4 | 62 | 15.5 | 0 | 24 | 0 | | | | | | | | | | | |
| RETURNS | 4 | 69 | 17.3 | 0 | 25 | 0 | | | | | | | RETURNS | 4 | 62 | 15.5 | 0 | 24 | 0 | | | | | | | | | | | | |
| Denver Broncos | Fum | Lost | Own Rec. | Yds | TD | FF | Opp. Rec. | Yds | TD | Out Bnds | Pittsburgh Steelers | | | | | | | | | | | | | | | | | | | | |
| FUMBLES | Fum | Lost | Own Rec. | Yds | TD | FF | Opp. Rec. | Yds | TD | Out Bnds | FUMBLES | Fum | Lost | Own Rec. | Yds | TD | FF | Opp. Rec. | Yds | TD | Out Bnds | | | | | | | | | | |
| T. Davis | 1 | 1 | 0 | 0 | 0 | 0 | 0 | 0 | 0 | 0 | D. Perry | 0 | 0 | 0 | 0 | 0 | 1 | 1 | 0 | 0 | 0 | | | | | | | | | | |
| D. Gordon | 1 | 0 | 0 | 0 | 0 | 0 | 0 | 0 | 0 | 0 | K. Stewart | 1 | 1 | 0 | 0 | 0 | 0 | 0 | 0 | 0 | 0 | | | | | | | | | | |
| R. Crockett | 0 | 0 | 1 | 1 | 0 | 0 | 0 | 0 | 0 | 0 | | | | | | | | | | | | | | | | | | | | | |
| N. Smith | 0 | 0 | 0 | 0 | 0 | 1 | 0 | 0 | 0 | 0 | | | | | | | | | | | | | | | | | | | | | |
| M. Lodish | 0 | 0 | 0 | 0 | 0 | 0 | 1 | 0 | 0 | 0 | | | | | | | | | | | | | | | | | | | | | |
| TOTAL | 2 | 1 | 1 | 1 | 0 | 1 | 1 | 0 | 0 | 0 | TOTAL | 1 | 1 | 0 | 0 | 0 | 1 | 1 | 0 | 0 | 0 | | | | | | | | | | |



Denver 14, Kansas City 10

Sunday, Jan. 4, 1998 • 3 p.m. CST • Arrowhead Stadium • Kansas City, Mo.

WEATHER: Overcast, 32° (wind chill 26°), Wind NW 6 mph • ATTENDANCE: 76,965 • TIME: 2:59

1997 AFC Divisional Playoff Game

The Denver Broncos posted their first road playoff win in 11 years—and only the second in franchise history—with a 14-10 victory over Kansas City in front of 76,965 fans at Arrowhead Stadium. Denver advanced to its first AFC Championship Game since 1991 on the strength of two Terrell Davis touchdowns—tying the franchise postseason record for the second week in a row—and a defensive effort that limited the Chiefs to just 10 points, tying for the fewest in club playoff history.

Davis broke a scoreless tie late in the second quarter, plowing into the end zone from one yard out to give Denver a 7-0 lead with 1:56 remaining in the half to cap an 8-play, 65-yard drive that covered 4:51 on the clock. Key to the drive was a 17-yard John Elway completion to Rod Smith on a third-and-7 play that gave the Broncos a first down at the Kansas City 4-yard line.

The Chiefs, limited to 58 yards total offense in the first half, came out strong after the break, moving the ball to the Denver 6-yard line, before settling for a 20-yard Pete Stoyanovich field goal. Kansas City struck again late in the quarter when Elvis Grbac found tight end Tony Gonzalez in the back of the end zone for a 12-yard score, the Chiefs' only touchdown of the day.

Denver, however, would answer on its ensuing possession, driving 49 yards in six plays for what would prove to be the game-winning touchdown. The key play of the drive was a 43-yard Elway-to-Ed McCaffrey completion on third-and-5 from the Chiefs' 44-yard line that gave Denver a first down at the Chiefs' 1-yard line.

After two unsuccessful attempts from close range, Davis muscled his way through the middle of the Chiefs' line for his second touchdown of the day and the fifth of his career in the postseason to establish a franchise record.

Kansas City had possession three more times in the game but was turned back each time by the Broncos' defense after reaching Denver's 31 (punt), their own 36 (punt) and the Broncos' 20 with 0:19 left (downs). The final play was a pass to the end zone on fourth-and-2 that was knocked down by Darrien Gordon, ending the Chiefs' hopes and propelling Denver to the AFC title game.

Elway, with 170 passing yards on the day, moved into second place in NFL postseason history in that category, supplanting both Terry Bradshaw (3,833) and Jim Kelly (3,863) to finish the day at 3,940.

OFFICIALS:

Referee — Jerry Markbreit (9); Umpire — Bob Wagner (100); Head Linesman — Terry Gierke (72); Line Judge — Walt Anderson (66); Back Judge — Al Jury (106); Side Judge — Mike Pereira (77); Field Judge — Bill Schmitz (122).

| | 1 | 2 | 3 | 4 | OT | TOTAL | FIELD GOALS (made () & missed) |
|-------------------------|---|---|----|---|----|-------|---------------------------------|
| VISITOR Denver Broncos | 0 | 7 | 0 | 7 | — | 14 | |
| HOME Kansas City Chiefs | 0 | 0 | 10 | 0 | — | 10 | P. Stoyanovich 44W/L (20) |

| Team | Qtr | Clock Time | PLAY DESCRIPTION (Extra Point) (Drive Info) | SCORE Visitor Home |
|---------|-----|------------|---|--------------------|
| BRONCOS | 2 | 1:56 | T. Davis 1 yd. run (J. Elam, kick) (8-65, 4:51) | 7 0 |
| CHIEFS | 3 | 9:42 | P. Stoyanovich 20 yd. Field Goal (11-67, 5:18) | 7 3 |
| CHIEFS | 3 | 0:10 | T. Gonzalez 12 yd. pass from E. Grbac (P. Stoyanovich, kick) (4-65, 1:35) | 7 10 |
| BRONCOS | 4 | 12:32 | T. Davis 1 yd. run (J. Elam, kick) (6-49, 2:38) | 14 10 |

DENVER BRONCOS

| OFFENSE | | | | DEFENSE | | | |
|---------|--------------|--------|---------------|---------|------------|--|--|
| WR 80 | R. Smith | LE 90 | N. Smith | LT 94 | K. Traylor | | |
| LT 65 | G. Zimmerman | LT 94 | K. Traylor | | | | |
| LG 69 | M. Schlereth | RT 98 | M. Tanuvasa | | | | |
| C 66 | T. Nalen | RE 91 | A. Williams | | | | |
| RG 75 | B. Habib | WLB 51 | J. Mobley | | | | |
| RT 77 | T. Jones | MLB 57 | A. Aldridge | | | | |
| TE 84 | S. Sharpe | SLB 53 | B. Romanowski | | | | |
| WR 87 | E. McCaffrey | LCB 39 | R. Crockett | | | | |
| QB 7 | J. Elway | RCB 23 | D. Gordon | | | | |
| HB 30 | T. Davis | FS 27 | S. Atwater | | | | |
| FB 29 | H. Griffith | SS 34 | T. Braxton | | | | |

BRONCOS SUBSTITUTIONS: K 1 J. Elam, P 16 T. Rouen, CB 21 R. Hilliard, RB 22 V. Hebron, CB 25 D. Johnson, CB 26 T. McKyer, RB 31 D. Loville, S 32 T. Veland, S 33 D. Dodge, RB 37 A. Lynn, FB 42 D. Smith, LB 56 K. Burns, LB 59 G. Cadrez, G/C 63 D. Diaz-Infante, T 74 H. Swayne, WR 81 P. Jeffers, WR 85 W. Green, TE 86 B. Chamberlain, TE 89 D. Carswell, DT 93 T. Pryce, DE 96 H. Hasselbach, DT 97 M. Lodish. **DID NOT PLAY:** QB 6 B. Brister. **INACTIVE:** QB 8 J. Lewis, LB 50 J. Hesse, LB 58 S. Russ, G 62 D. Neil, T 70 J. Brown, DE 72 E. Jones, WR 88 S. Wilson, DT 99 D. Richie.

KANSAS CITY CHIEFS

| OFFENSE | | | | DEFENSE | | | |
|---------|-------------|--------|-------------|---------|-------------|--|--|
| SE 89 | A. Rison | LT 99 | V. Booker | RT 75 | J. Phillips | | |
| LT 69 | J. Criswell | RE 92 | D. Williams | | | | |
| LG 79 | D. Lynn | LLB 58 | D. Thomas | | | | |
| C 61 | T. Grunhard | ILB 53 | W. Simmons | | | | |
| RG 68 | W. Shields | MLB 59 | D. Edwards | | | | |
| RT 62 | G. Parker | RLB 50 | A. Davis | | | | |
| TE 48 | T. Popson | LCB 34 | D. Carter | | | | |
| FL 80 | L. Dawson | RCB 40 | J. Hasty | | | | |
| QB 11 | E. Grbac | SS 25 | R. Tongue | | | | |
| FB 38 | K. Anders | FS 21 | J. Woods | | | | |
| HB 27 | G. Hill | | | | | | |

CHIEFS SUBSTITUTIONS: P 5 L. Aguiar, K 10 P. Stoyanovich, CB 29 M. McMillian, FB 30 D. Bennett, RB 32 M. Allen, CB 45 B. Brooks, S 47 T. Scott, FB 49 T. Richardson, LB 51 G. Manuskis, LB 54 T. Simien, G 64 R. Tamm, DT 71 T. Barnard, T 74 S. Wallace, DE 77 P. McDaniels, TE 82 D. Walker, WR 83 D. Hughes, WR 84 J. Horn, WR 87 T. Vanover, TE 88 T. Gonzalez, LB 90 T. Wooden, DE 93 J. Browning. **DID NOT PLAY:** QB 12 R. Gannon, DT 95 M. Dean Perry. **INACTIVE:** QB 8 B. Tolliver, QB 17 P. Barnes, CB 44 D. Anderson, C 65 J. Smith, T 70 M. Spears, T 72 N. Parks, WR 81 K. Lockett, DT 91 T. Parten.

FINAL INDIVIDUAL STATISTICS

| Denver Broncos | | | | | | | | | | | | Kansas City Chiefs | | | | | | | | | | | | | | | |
|--|-----|------|------|------------|------|------|------|------|----|-----|------|--|------------------------------|-----------------|------|------|------------|------|------|-----|------|-----|------|--|--|--|--|
| RUSHING T. Davis H. Griffith D. Loville J. Elway | ATT | YDS | AVG | LG | TD | | | | | | | RUSHING M. Allen E. Grbac K. Anders D. Bennett L. Aguiar G. Hill | ATT | YDS | AVG | LG | TD | | | | | | | | | | |
| | 25 | 101 | 4.0 | 41 | 2 | | | | | | | | 12 | 37 | 3.1 | 14 | 0 | | | | | | | | | | |
| | 4 | 9 | 2.3 | 4 | 0 | | | | | | | | 4 | 22 | 5.5 | 11 | 0 | | | | | | | | | | |
| | 2 | 0 | 0.0 | 3 | 0 | | | | | | | | 3 | 9 | 3.0 | 6 | 0 | | | | | | | | | | |
| | 1 | -1 | -1.0 | -1 | 0 | | | | | | | | 3 | 4 | 1.3 | 8 | 0 | | | | | | | | | | |
| TOTAL | 32 | 109 | 3.4 | 41 | 2 | | | | | | | TOTAL | 24 | 77 | 3.2 | 14 | 0 | | | | | | | | | | |
| | | | | | | | | | | | | | | | | | | | | | | | | | | | |
| PASSING J. Elway TOTAL | ATT | CMP | YDS | TKD/ YD | TD | LG | IN | Rtg. | | | | | PASSING E. Grbac TOTAL | ATT | CMP | YDS | TKD/ YD | TD | LG | IN | Rtg. | | | | | | |
| | 19 | 10 | 170 | 1/7 | 0 | 43 | 0 | 83.2 | | | | | | 37 | 24 | 260 | 4/34 | 1 | 50 | 0 | 94.4 | | | | | | |
| | 19 | 10 | 170 | 1/7 | 0 | 43 | 0 | 83.2 | | | | | | 37 | 24 | 260 | 4/34 | 1 | 50 | 0 | 94.4 | | | | | | |
| | | | | | | | | | | | | | | | | | | | | | | | | | | | |
| PASS RECEIVING E. McCaffrey S. Sharpe R. Smith D. Carswell W. Green T. Davis | | | NO | YDS | AVG | LG | TD | | | | | PASS RECEIVING A. Rison T. Popson T. Gonzalez L. Dawson K. Anders J. Horn D. Hughes M. Allen T. Vanover | | | NO | YDS | AVG | LG | TD | | | | | | | | |
| | | | 3 | 56 | 18.7 | 43 | 0 | | | | | | | | 8 | 110 | 13.8 | 34 | 0 | | | | | | | | |
| | | | 2 | 33 | 16.4 | 22 | 0 | | | | | | | | 5 | 26 | 5.2 | 13 | 0 | | | | | | | | |
| | | | 2 | 19 | 9.5 | 17 | 0 | | | | | | | | 3 | 26 | 8.7 | 12 | 1 | | | | | | | | |
| | | | 1 | 26 | 26.0 | 26 | 0 | | | | | | | | 2 | 20 | 10.0 | 12 | 0 | | | | | | | | |
| | | | 1 | 19 | 19.0 | 19 | 0 | | | | | | | | 2 | 4 | 2.0 | 3 | 0 | | | | | | | | |
| | | | 1 | 17 | 17.0 | 17 | 0 | | | | | | | | 1 | 50 | 50.0 | 50 | 0 | | | | | | | | |
| TOTAL | | | 10 | 170 | 17.0 | 43 | 0 | | | | | TOTAL | | | 24 | 260 | 10.8 | 50 | 1 | | | | | | | | |
| | | | | | | | | | | | | | | | | | | | | | | | | | | | |
| INTERCEPTIONS | | | NO | YDS | AVG | LG | TD | | | | | | INTERCEPTIONS | | | NO | YDS | AVG | LG | TD | | | | | | | |
| TOTAL | | | 0 | 0 | 0.0 | — | 0 | | | | | | TOTAL | | | 0 | 0 | 0.0 | — | 0 | | | | | | | |
| | | | | | | | | | | | | | | | | | | | | | | | | | | | |
| PUNTING T. Rouen TOTAL | NO | YDS | AVG | NET | TB | IN20 | LG | | | | | PUNTING L. Aguiar TOTAL | NO | YDS | AVG | NET | TB | IN20 | LG | | | | | | | | |
| | 6 | 217 | 36.2 | 31.2 | 1 | 2 | 51 | | | | | | 5 | 232 | 46.4 | 39.2 | 0 | 2 | 62 | | | | | | | | |
| | | | | | | | | | | | | | | | | | | | | | | | | | | | |
| PUNT RETURNS | | | NO | YDS | AVG | FC | LG | TD | | | | | | PUNT RETURNS | | | NO | YDS | AVG | FC | LG | TD | | | | | |
| (DOWNED) | | | 3 | 0 | 0.0 | 0 | — | 0 | | | | | | (DOWNED) | | | 3 | 0 | 0.0 | 0 | — | 0 | | | | | |
| (TOUCHBACK) | | | 1 | 0 | 0.0 | 0 | — | 0 | | | | | | (TOUCHBACK) | | | 1 | 0 | 0.0 | 0 | — | 0 | | | | | |
| RETURNS | | | 1 | 36 | 36.0 | 1 | 36 | 0 | | | | | | RETURNS | | | 1 | 10 | 10.0 | 1 | 10 | 0 | | | | | |
| | | | | | | | | | | | | | | | | | | | | | | | | | | | |
| KICKOFF RETURNS | | | NO | YDS | AVG | FC | LG | TD | | | | | | KICKOFF RETURNS | | | NO | YDS | AVG | FC | LG | TD | | | | | |
| V. Hebron | | | 2 | 51 | 25.5 | 0 | 28 | 0 | | | | | | T. Vanover | | | 3 | 69 | 23.0 | 0 | 25 | 0 | | | | | |
| D. Loville | | | 1 | 20 | 20.0 | 0 | 20 | 0 | | | | | | | | | | | | | | | | | | | |
| RETURNS | | | 3 | 71 | 23.7 | 0 | 28 | 0 | | | | | | RETURNS | | | 3 | 69 | 23.0 | 0 | 25 | 0 | | | | | |
| | | | | | | | | | | | | | | | | | | | | | | | | | | | |
| Denver Broncos | | | | | | | | | | | | Kansas City Chiefs | | | | | | | | | | | | | | | |
| FUMBLES | Fum | Lost | Own | Yds | TD | FF | Rec. | Yds | TD | Out | Bnds | FUMBLES | Fum | Lost | Own | Yds | TD | FF | Rec. | Yds | TD | Out | Bnds | | | | |
| T. Davis | 2 | 0 | 2 | 0 | 0 | 0 | 0 | 0 | 0 | 0 | 0 | D. Williams | 0 | 0 | 0 | 0 | 0 | 1 | 0 | 0 | 0 | 0 | 0 | | | | |
| A. Lynn | 0 | 0 | 0 | 0 | 0 | 1 | 0 | 0 | 0 | 0 | 0 | T. Vanover | 1 | 0 | 1 | 0 | 0 | 0 | 0 | 0 | 0 | 0 | 0 | | | | |
| J. Elway | 1 | 1 | 0 | 0 | 0 | 0 | 0 | 0 | 0 | 0 | 0 | J. Woods | 0 | 0 | 0 | 0 | 0 | 1 | 0 | 0 | 0 | 0 | 0 | | | | |
| N. Smith | 0 | 0 | 0 | 0 | 0 | 1 | 0 | 0 | 0 | 0 | 0 | A. Davis | 0 | 0 | 0 | 0 | 0 | 0 | 1 | 0 | 0 | 0 | 0 | | | | |
| D. Loville | 1 | 1 | 0 | 0 | 0 | 0 | 0 | 0 | 0 | 0 | 0 | E. Grbac | 1 | 0 | 0 | 0 | 0 | 0 | 0 | 0 | 0 | 0 | 0 | | | | |
| | | | | | | | | | | | | G. Parker | 0 | 0 | 1 | 0 | 0 | 0 | 0 | 0 | 0 | 0 | 0 | | | | |
| | | | | | | | | | | | | J. Browning | 0 | 0 | 0 | 0 | 0 | 1 | 0 | 0 | 0 | 0 | 0 | | | | |
| | | | | | | | | | | | | R. Tongue | 0 | 0 | 0 | 0 | 0 | 0 | 1 | 0 | 0 | 0 | 0 | | | | |
| TOTAL | 4 | 2 | 2 | 0 | 0 | 2 | 0 | 0 | 0 | 0 | 0 | TOTAL | 2 | 0 | 2 | 0 | 0 | 3 | 2 | 0 | 0 | 0 | 0 | | | | |

487



Jacksonville 30, Denver 27

Saturday, Jan. 4, 1997 • 2:05 p.m. MST • Mile High Stadium • Denver

WEATHER: Sunny, 46°, Wind NW 15 mph • ATTENDANCE: 75,678 • TIME: 3:02

1996 AFC Divisional Playoff Game

The Broncos' most successful season since 1991 came to a surprising end at the hands of the Jacksonville Jaguars with a 30-27 loss in an AFC Divisional Playoff Game in front of 75,678 stunned fans at Mile High Stadium.

The loss was Denver's first of the season at home and only their second ever at home in the postseason.

The contest began on a promising note for the Broncos as they scored on two of their first three possessions to take a 12-0 lead into the second quarter. First, Vaughn Hebronn scored his first-ever postseason touchdown on a 1-yard plunge on fourth down. During that drive, Terrell Davis set a franchise record for the longest postseason run with a 47-yard scamper. On Denver's next possession, Shannon Sharpe hauled in an 18-yard pass from John Elway to produce the 12-point margin.

The Jaguars proceeded to score on their next six possessions with the first five being unanswered by the Broncos, producing a 23-12 advantage for Jacksonville.

The Broncos responded with a 9-play, 57-yard drive, capped by a 2-yard touchdown run by Davis, who then tacked on the two-point conversion himself to cut the deficit to 3. But then Mark Brunell, who threw for 245 yards with two touchdowns on the day, connected with Jimmy Smith for a touchdown on a critical third-and-5 play at the Broncos' 16-yard line with 3:39 remaining in the game to restore a 10-point advantage.

The Broncos again pulled to within three points when Elway found Ed McCaffrey in the end zone for a 15-yard touchdown with 1:50 left, but Denver's magic ran out as the Jaguars held on for the 30-27 win.

During the contest, Elway—who played in his franchise-record 15th postseason game—passed Terry Bradshaw for fourth place on the all-time NFL postseason list for pass attempts. He finished the day with 226 yards on 25-of-38 passing with two touchdowns. Davis gained 91 yards on the ground and scored a touchdown, but it was not enough to overcome Jacksonville's onslaught.

Natrone Means, who led Jacksonville's 203-yard ground attack, rushed for 140 yards on 21 carries (6.7 avg.). Brunell added 44 more on seven rushes and completed 18-of-29 passes (62.1%) for 245 yards with two touchdowns.

OFFICIALS:

Referee — Red Cashion (43); Umpire — Art Demmas (78); Line Judge — Byron Boston (18); Side Judge — Laird Hayes (125); Head Linesman — Sid Semon (109); Back Judge — Tim Millis (80); Field Judge — John Robison (46).

| | 1 | 2 | 3 | 4 | OT | TOTAL | FIELD GOALS (made () & missed) | |
|------------------------------|----|----|---|----|----|-------|---------------------------------|----------------|
| VISITOR Jacksonville Jaguars | 0 | 13 | 7 | 10 | — | 30 | M. Hollis | (46) (42) (22) |
| HOME Denver Broncos | 12 | 0 | 0 | 15 | — | 27 | | |

| Team | Qtr | Clock Time | PLAY DESCRIPTION (Extra Point) (Drive Info) | SCORE Visitor | SCORE Home |
|---------|-----|------------|---|---------------|------------|
| BRONCOS | 1 | 6:22 | V. Hebronn 1 yd. run (No good, blocked) (6-50, 2:58) | 0 | 6 |
| BRONCOS | 1 | 0:33 | S. Sharpe 18 yd. pass from J. Elway (2-pt. Att. Failed) (7-64, 3:52) | 0 | 12 |
| JAGUARS | 2 | 11:15 | M. Hollis 46 yd. Field Goal (10-50, 4:18) | 3 | 12 |
| JAGUARS | 2 | 2:58 | N. Means 8 yd. run (M. Hollis, kick) (10-80, 5:21) | 10 | 12 |
| JAGUARS | 2 | 0:10 | M. Hollis 42 yd. Field Goal (5-65, 0:47) | 13 | 12 |
| JAGUARS | 3 | 8:51 | K. McCardell 31 yd. pass from M. Brunell (M. Hollis, kick) (7-75, 3:18) | 20 | 12 |
| JAGUARS | 4 | 10:51 | M. Hollis 22 yd. Field Goal (17-88, 8:32) | 23 | 12 |
| BRONCOS | 4 | 7:37 | T. Davis 2 yd. run (T. Davis, run) (9-57, 3:14) | 23 | 20 |
| JAGUARS | 4 | 3:39 | J. Smith 16 yd. pass from M. Brunell (M. Hollis, kick) (9-74, 3:58) | 30 | 20 |
| BRONCOS | 4 | 1:50 | E. McCaffrey 15 yd. pass from J. Elway (J. Elam, kick) (8-80, 1:49) | 30 | 27 |

DENVER BRONCOS

| OFFENSE | | | DEFENSE | | |
|---------|----|--------------|---------|----|---------------|
| WR | 83 | A. Miller | LE | 90 | D. Williams |
| LT | 65 | G. Zimmerman | LT | 97 | M. Lodish |
| LG | 69 | M. Schlereth | RT | 95 | M. Perry |
| C | 66 | T. Nalen | RE | 91 | A. Williams |
| RG | 75 | B. Habib | WLB | 51 | J. Mobley |
| RT | 76 | B. Thompson | MLB | 57 | A. Aldridge |
| TE | 84 | S. Sharpe | SLB | 53 | B. Romanowski |
| WR | 87 | E. McCaffrey | LCB | 39 | R. Crockett |
| QB | 7 | J. Elway | RCB | 48 | L. Washington |
| HB | 30 | T. Davis | FS | 27 | S. Atwater |
| FB | 29 | A. Craver | SS | 34 | T. Braxton |

BRONCOS SUBSTITUTIONS: K 1 J. Elam, P 16 T. Rouen, CB 20 T. James, CB 21 R. Hilliard, RB 22 V. Hebronn, CB 25 D. Johnson, S 31 R. Jones, S 37 T. Hauck, RB 38 R. Rivers, LB 56 K. Burns, LB 59 G. Cadrez, T 70 J. Brown, DT 79 J. Geathers, WR 80 R. Smith, WR 82 P. Jeffers, TE 86 B. Chamberlain, WR 88 M. Sherrard, TE 89 D. Carswell, DE 94 J. Robinson, DE 96 H. Hasselbach, DT 98 M. Tanuvasa. **DID NOT PLAY:** QB 8 J. Lewis, G 63 D. Diaz-Infante. **INACTIVE:** QB 11 T. Rubley, FB 42 D. Smith, LB 54 B. Hager, G 64 R. Tamm, DT 67 M. Campbell, T/G 68 R. McElroy, DT 72 E. Jones, WR 81 T. Kinchen.

JACKSONVILLE JAGUARS

| OFFENSE | | | DEFENSE | | |
|---------|----|--------------|---------|----|---------------|
| WR | 82 | J. Smith | LE | 56 | J. Lageman |
| LT | 71 | T. Boselli | LT | 92 | D. Davey |
| LG | 62 | B. Coleman | RT | 64 | J. Jurkovic |
| C | 79 | D. Widell | RE | 96 | C. Simmons |
| RG | 76 | R. Tylski | SLB | 51 | K. Hardy |
| RT | 72 | L. Searcy | MLB | 55 | T. McManus |
| TE | 86 | D. Brown | WLB | 50 | E. Robinson |
| WR | 87 | K. McCardell | LCB | 21 | A. Beasley |
| QB | 8 | M. Brunell | RCB | 25 | M. Washington |
| RB | 20 | N. Means | SS | 28 | D. Hall |
| FB | 35 | L. Maston | FS | 37 | C. Hudson |

JAGUARS SUBSTITUTIONS: K 1 M. Hollis, P 4 B. Barker, CB 22 B. Brooks, RB 23 R. Jordan, FS 30 D. Studstill, RB 33 J. Stewart, CB 40 R. Massey, CB 42 R. Bell, FS 45 T. Davis, LB 52 B. Boyer, LB 57 J. Kopp, C 63 M. Cheever, G 73 B. DeMarco, WR 80 W. Jackson, TE 82 P. Mitchell, WR 84 R. Barlow, TE 85 R. Griffith, WR 88 K. Bullard, DE 90 T. Brackens, DE 91 P. Frase, DT 94 K. Pritchett. **DID NOT PLAY:** QB 11 R. Johnson, C/T 87 J. Novak. **INACTIVE:** QB 5 T. Philcox, LB 54 T. Hallock, C/G 66 G. Huntington, T 74 J. Herndon, FB 81 C. Griffin, WR 89 C. Marsh, DE 93 E. Logan, DE 98 J. White.

FINAL INDIVIDUAL STATISTICS

| Jacksonville Jaguars | | | | | | | | | | | Denver Broncos | | | | | | | | | | | | | | | | | | | | |
|----------------------|-----|------|------|------------|------|------|------|-------|----|------|----------------|-----------------|----------------|----------|------|------|------|------------|------|-----|------|------|------------|--|-----|------|------|-----|----|------|---|
| RUSHING | ATT | YDS | AVG | LG | TD | | | | | | RUSHING | ATT | YDS | AVG | LG | TD | | | | | | | | | | | | | | | |
| N. Means | 21 | 140 | 6.7 | 21 | 1 | | | | | | T. Davis | 14 | 91 | 6.5 | 47 | 1 | | | | | | | | | | | | | | | |
| M. Brunell | 7 | 44 | 6.3 | 29 | 0 | | | | | | J. Elway | 5 | 30 | 6.0 | 19 | 0 | | | | | | | | | | | | | | | |
| J. Stewart | 8 | 19 | 2.4 | 5 | 0 | | | | | | V. Hebron | 2 | 5 | 2.5 | 4 | 1 | | | | | | | | | | | | | | | |
| TOTAL | 36 | 203 | 5.6 | 29 | 1 | | | | | | TOTAL | 21 | 126 | 6.0 | 47 | 2 | | | | | | | | | | | | | | | |
| PASSING | ATT | CMP | YDS | TKD/ YD | TD | LG | IN | Rtg. | | | | | | PASSING | ATT | CMP | YDS | TKD/ YD | TD | LG | IN | Rtg. | | | | | | | | | |
| M. Brunell | 29 | 18 | 245 | 2/5 | 2 | 44 | 0 | 112.0 | | | | | | J. Elway | 38 | 25 | 226 | 1/1 | 2 | 181 | 0 | 99.2 | | | | | | | | | |
| TOTAL | 29 | 18 | 245 | 2/5 | 2 | 44 | 0 | 112.0 | | | | | | TOTAL | 38 | 25 | 226 | 1/1 | 2 | 181 | 0 | 99.2 | | | | | | | | | |
| PASS RECEIVING | | | NO | YDS | AVG | LG | TD | | | | | | PASS RECEIVING | | | NO | YDS | AVG | LG | TD | | | | | | | | | | | |
| K. McCardell | | | 5 | 59 | 11.8 | 31t | 1 | | | | | | T. Davis | | | 7 | 24 | 3.4 | 6 | 0 | | | | | | | | | | | |
| N. Means | | | 4 | 46 | 11.5 | 29 | 0 | | | | | | A. Miller | | | 5 | 67 | 13.4 | 18 | 0 | | | | | | | | | | | |
| J. Smith | | | 3 | 71 | 23.7 | 44 | 1 | | | | | | E. McCaffrey | | | 5 | 54 | 10.8 | 15t | 1 | | | | | | | | | | | |
| W. Jackson | | | 3 | 35 | 11.7 | 19 | 0 | | | | | | A. Craver | | | 3 | 17 | 5.7 | 7 | 0 | | | | | | | | | | | |
| P. Mitchell | | | 2 | 9 | 4.5 | 8 | 0 | | | | | | S. Sharpe | | | 2 | 31 | 15.5 | 18t | 1 | | | | | | | | | | | |
| J. Stewart | | | 1 | 25 | 25.0 | 25 | 0 | | | | | | D. Carswell | | | 2 | 18 | 9.0 | 10 | 0 | | | | | | | | | | | |
| | | | | | | | | | | | | | | R. Smith | | | 1 | 15 | 15.0 | 15 | 0 | | | | | | | | | | |
| TOTAL | | | 18 | 245 | 13.6 | 44 | 2 | | | | | | TOTAL | | | 25 | 226 | 9.0 | 18 | 2 | | | | | | | | | | | |
| INTERCEPTIONS | | | NO | YDS | AVG | LG | TD | | | | | | INTERCEPTIONS | | | NO | YDS | AVG | LG | TD | | | | | | | | | | | |
| TOTAL | | | 0 | 0 | 0.0 | — | 0 | | | | | | TOTAL | | | 0 | 0 | 0.0 | — | 0 | | | | | | | | | | | |
| PUNTING | NO | YDS | AVG | NET | TB | IN20 | LG | | | | | | PUNTING | NO | YDS | AVG | NET | TB | IN20 | LG | | | | | | | | | | | |
| B. Barker | 3 | 119 | 39.7 | 35.7 | 0 | 0 | 49 | | | | | | T. Rouen | 5 | 213 | 42.6 | 38.0 | 1 | 3 | 52 | | | | | | | | | | | |
| TOTAL | 3 | 119 | 39.7 | 35.7 | 0 | 0 | 49 | | | | | | TOTAL | 5 | 213 | 42.6 | 38.0 | 1 | 3 | 52 | | | | | | | | | | | |
| PUNT RETURNS | NO | YDS | AVG | FC | LG | TD | | | | | | PUNT RETURNS | NO | YDS | AVG | FC | LG | TD | | | | | | | | | | | | | |
| C. Hudson | 1 | 3 | 3.0 | 2 | 3 | 0 | | | | | | R. Smith | 2 | 12 | 6.0 | 0 | 6 | 0 | | | | | | | | | | | | | |
| (DOWNED) | 1 | 0 | 0.0 | 0 | — | 0 | | | | | | (OUT OF BOUNDS) | 1 | 0 | 0.0 | 0 | — | 0 | | | | | | | | | | | | | |
| (TOUCHBACK) | 1 | 0 | 0.0 | 0 | — | 0 | | | | | | | | | | | | | | | | | | | | | | | | | |
| RETURNS | 1 | 3 | 3.0 | 2 | 3 | 0 | | | | | | RETURNS | 2 | 12 | 6.0 | 0 | 6 | 0 | | | | | | | | | | | | | |
| KICKOFF RETURNS | NO | YDS | AVG | FC | LG | TD | | | | | | KICKOFF RETURNS | NO | YDS | AVG | FC | LG | TD | | | | | | | | | | | | | |
| B. Brooks | 4 | 75 | 18.8 | 0 | 29 | 0 | | | | | | V. Hebron | 3 | 85 | 28.3 | 0 | 38 | 0 | | | | | | | | | | | | | |
| | | | | | | | | | | | | B. Chamberlain | 1 | 15 | 15.0 | 0 | 15 | 0 | | | | | | | | | | | | | |
| | | | | | | | | | | | | K. Burns | 1 | 14 | 14.0 | 0 | 14 | 0 | | | | | | | | | | | | | |
| | | | | | | | | | | | | P. Jeffers | 1 | 9 | 9.0 | 0 | 9 | 0 | | | | | | | | | | | | | |
| | | | | | | | | | | | | (TOUCHBACK) | 1 | 0 | 0.0 | 0 | — | 0 | | | | | | | | | | | | | |
| RETURNS | 4 | 75 | 18.8 | 0 | 29 | 0 | | | | | | RETURNS | 6 | 123 | 20.5 | 0 | 38 | 0 | | | | | | | | | | | | | |
| Jacksonville Jaguars | Own | | Opp. | | | | | Own | | | Own | | Opp. | | | | | Own | | | Opp. | | | | | | | | | | |
| FUMBLES | Fum | Lost | Rec. | Yds | TD | FF | Rec. | Yds | TD | Bnds | FUMBLES | | Fum | Lost | Rec. | Yds | TD | FF | Rec. | Yds | TD | Bnds | FUMBLES | | Fum | Lost | Rec. | Yds | TD | Bnds | |
| T. McManus | 0 | 0 | 0 | 0 | 0 | 1 | 0 | 0 | 0 | 0 | D. Carswell | | 1 | 0 | 1 | 0 | 0 | 0 | 0 | 0 | 0 | 0 | T. McManus | | 0 | 0 | 0 | 0 | 0 | 0 | 0 |
| TOTAL | 0 | 0 | 0 | 0 | 0 | 1 | 0 | 0 | 0 | 0 | TOTAL | | 1 | 0 | 1 | 0 | 0 | 0 | 0 | 0 | 0 | 0 | TOTAL | | 1 | 0 | 1 | 0 | 0 | 0 | 0 |

**L.A. Raiders 42, Denver 24****Sunday, Jan. 9, 1994 • 1 p.m. PST • Los Angeles Coliseum • Los Angeles****WEATHER:** Sunny, 76°, Wind 0 mph • **ATTENDANCE:** 66,094 • **TIME:** 3:36**1993 AFC Wild Card Game**

Facing the Los Angeles Raiders for the second time in as many weeks, the Denver Broncos saw the Raiders pull away from a 21-21 halftime tie en route to a 42-24 win in an AFC Wild Card Game in front of 66,094 fans at the Los Angeles Coliseum.

Denver quarterback John Elway completed 29-of-47 passes (61.7%) for 302 yards with three touchdowns and one interception while tight end Shannon Sharpe hauled in a game-high 13 receptions for 156 yards (12.0 avg.) with one touchdown.

The Raiders struck first on a 7-play, 80-yard drive that was capped with a 9-yard touchdown pass from quarterback Jeff Hostetler to tight end Ethan Horton at 9:17 of the first quarter.

Elway and the Broncos responded with a scoring drive of their own, going 65 yards in seven plays with Elway finding Sharpe for a 23-yard touchdown. The Raiders bounced back with a 65-yard touchdown toss to wide receiver Tim Brown to take a 14-7 lead at 2:25 of the first quarter. The Broncos responded by driving 80 yards in 12 plays, setting up a 16-yard touchdown toss from Elway to tight end Reggie Johnson to tie the score. Hostetler continued to be red hot on the Raiders' next possession, throwing a 54-yard touchdown pass to wide receiver James Jett for a 21-14 lead at 7:28 of the second quarter.

In the Broncos' final drive of the half, the offense chewed up nearly seven minutes and went 77 yards to tie the score at 21 on wide receiver Derek Russell's 6-yard touchdown reception. Elway showed his ability to create plays for the offense, completing passes to six different receivers and taking off on two rushes of his own.

The two teams combined for nearly 500 yards of total offense by halftime, but only the Raiders continued that pace in the second half. After receiving the opening kickoff, the Broncos failed to move the ball on their first three possessions, giving the Raiders great field position after three punts that averaged 30 yards by Tom Rouen. The Raiders took advantage of excellent field position, converting two of those possessions into touchdowns on drives of three and five plays, respectively, to take a commanding 35-21 lead at 4:27 of the third quarter.

The Broncos made a dent in the score at the beginning of the fourth period on a 33-yard field goal by Jason Elam at 12:37. The Raiders responded to that with a 10-play, 76-yard drive that was capped by Napoleon McCallum's third touchdown of the game from one yard out at 6:43 to mark the final points scored on the afternoon.

OFFICIALS:

Referee — Bob McElwee (95); **Umpire** — Al Conway (27); **Line Judge** — Tom Barnes (55); **Side Judge** — Don Wedge (28); **Head Linesman** — Aaron Pointer (79); **Back Judge** — Bill Lovett (98); **Field Judge** — Don Hakes (96).

| | 1 | 2 | 3 | 4 | OT | TOTAL | FIELD GOALS (made () & missed) | |
|----------------|---------------------|------------|---|------|-------|-------|---------------------------------|--|
| VISITOR | Denver Broncos | 7 | 14 | 0 | 3 | — | 24 | |
| HOME | Los Angeles Raiders | 14 | 7 | 14 | 7 | — | 42 | |
| Team | Qtr | Clock Time | PLAY DESCRIPTION (Extra Point) (Drive Info) | | SCORE | | | |
| | | | Visitor | Home | | | | |
| RAIDERS | 1 | 9:17 | E. Horton 9 yd. pass from J. Hostetler (J. Jaeger, kick) (7-80, 3:18) | | 0 | 7 | | |
| BRONCOS | 1 | 6:12 | S. Sharpe 23 yd. pass from J. Elway (J. Elam, kick) (7-65, 3:05) | | 7 | 7 | | |
| RAIDERS | 1 | 2:25 | T. Brown 65 yd. pass from J. Hostetler (J. Jaeger, kick) (6-78, 3:47) | | 7 | 14 | | |
| BRONCOS | 2 | 10:06 | R. Johnson 16 yd. pass from J. Elway (J. Elam, kick) (12-80, 7:19) | | 14 | 14 | | |
| RAIDERS | 2 | 7:28 | J. Jett 54 yd. pass from J. Hostetler (J. Jaeger, kick) (5-84, 2:38) | | 14 | 21 | | |
| BRONCOS | 2 | 0:32 | D. Russell 6 yd. pass from J. Elway (J. Elam, kick) (13-77, 6:56) | | 21 | 21 | | |
| RAIDERS | 3 | 8:08 | N. McCallum 26 yd. run (J. Jaeger, kick) (3-35, 1:25) | | 21 | 28 | | |
| RAIDERS | 3 | 4:27 | N. McCallum 2 yd. run (J. Jaeger, kick) (5-52, 2:31) | | 21 | 35 | | |
| BRONCOS | 4 | 12:36 | J. Elam 33 yd. Field Goal (8-63, 2:32) | | 24 | 35 | | |
| RAIDERS | 4 | 6:43 | N. McCallum 1 yd. run (J. Jaeger, kick) (10-76, 5:53) | | 24 | 42 | | |

DENVER BRONCOS

| OFFENSE | | | DEFENSE | | |
|---------|----|--------------|---------|----|----------------|
| WR | 88 | J. Evans | LE | 99 | S. Dronett |
| LT | 65 | G. Zimmerman | NT | 71 | G. Kragen |
| LG | 79 | D. Widell | RE | 91 | W. Oshodin |
| C | 72 | K. Kartz | LOLB | 51 | M. Croel |
| RG | 75 | B. Habib | LILB | 77 | K. Mecklenburg |
| RT | 68 | R. Freeman | MLB | 57 | D. Wyman |
| TE | 89 | R. Johnson | ROLB | 73 | S. Fletcher |
| WR | 87 | C. Tillman | LCB | 34 | T. Braxton |
| QB | 7 | J. Elway | RCB | 23 | R. Bradford |
| RB | 39 | R. Delpino | SS | 49 | D. Smith |
| TE | 84 | S. Sharpe | FS | 27 | S. Atwater |

BRONCOS SUBSTITUTIONS: K 1 J. Elam, QB 8 T. Maddox, P 16 T. Rouen, CB 21 L. Lang, RB 22 G. Milburn, S 31 R. Jones, CB 36 F. Robinson, FB 37 A. Lynn, RB 38 R. Rivers, S 40 D. Hall, WR 42 K. Taylor, CB 47 D. Pool, LB 54 M. Donahue, LB 58 E. Alexander, LB 59 T. Lucas, G 64 J. Melander, G 76 K. Scrafford, T 78 D. Maggs, WR 80 T. Kimbrough, WR 85 D. Russell, WR 86 A. Marshall, DE 94 J. Robinson, DT 97 D. Drozdow. **INACTIVE:** 30B 12 S. Moore, CB 29 C. Dimry, LB 52 J. Mills, C 61 B. Meeks, WR 81 B. Rose, WR 83 M. Bonner, DE 90 D. Williams, DT 95 A. Taylor.

LOS ANGELES RAIDERS

| OFFENSE | | | DEFENSE | | |
|---------|----|---------------|---------|----|---------------|
| WR | 89 | A. Wright | LE | 75 | H. Long |
| LT | 71 | G. Perry | LT | 91 | C. McGlockton |
| LG | 76 | S. Wisniewski | RT | 74 | N. Harrison |
| C | 72 | D. Mosebar | RE | 93 | G. Townsend |
| RG | 65 | M. Montoya | LLB | 51 | A. Wallace |
| RT | 68 | B. Wilkerson | MLB | 57 | J. Kelly |
| TE | 88 | E. Horton | RLB | 99 | W. Moss |
| WR | 81 | T. Brown | LCB | 36 | T. McDaniel |
| QB | 15 | J. Hostetler | RCB | 48 | L. Washington |
| RB | 41 | N. McCallum | SS | 20 | D. Hoskins |
| RB | 21 | R. Montgomery | FS | 33 | E. Anderson |

RAIDERS SUBSTITUTIONS: P 7 J. Gossett, K 18 J. Jaeger, RB 23 R. Jordan, S 25 D. Land, S 31 R. Dixon, RB 35 S. Smith, RB 38 N. Bell, RB 39 K. Smith, LB 45 D. Fulcher, CB 46 T. Dorn, LB 52 M. Jones, LB 54 G. Biekert, DE 56 A. Bruce, G 64 T. Peat, C 67 D. Turk, G 77 R. Stephens, WR 80 D. Hobbs, WR 82 J. Jett, WR 83 W. Gault, TE 84 J. Duff, DE 94 A. Smith, DT 97 W. Broughton. **DID NOT PLAY:** QB 11 V. Evans. **INACTIVE:** 30B 12 B. J. Hobert, RB 28 G. Robinson, S 29 P. Bates, CB 37 J. Trapp, T 78 G. Skrepnak, T 79 K. Lanier, WR 86 R. Ismail, DT 92 F. Collins.

FINAL INDIVIDUAL STATISTICS

| Denver Broncos | | | | | | | | | | | Los Angeles Raiders | | | | | | | | | | | | |
|-----------------|----------|-----------|-------------|----------|-----------|----------|----------|----------|----------|----------|---------------------|-----------------|----------|-----------|-------------|----------|-----------|----------|----------|----------|----------|----|----|
| RUSHING | | | | | | RUSHING | | | | | | RUSHING | | | | | | RUSHING | | | | | |
| | ATT | YDS | AVG | LG | TD | | ATT | YDS | AVG | LG | TD | | ATT | YDS | AVG | LG | TD | | ATT | YDS | AVG | LG | TD |
| R. Delpino | 9 | 32 | 3.6 | 16 | 0 | | | | | | | N. McCallum | 13 | 81 | 6.2 | 26 | 3 | | | | | | |
| J. Elway | 5 | 23 | 4.6 | 6 | 0 | | | | | | | T. Montgomery | 15 | 50 | 3.3 | 15 | 0 | | | | | | |
| R. Rivers | 1 | 2 | 2.0 | 2 | 0 | | | | | | | J. Hostetler | 4 | 5 | 1.3 | 4 | 0 | | | | | | |
| T. Maddox | 1 | 1 | 1.0 | 1 | 0 | | | | | | | | | | | | | | | | | | |
| G. Milburn | 2 | -2 | -1.0 | 1 | 0 | | | | | | | | | | | | | | | | | | |
| TOTAL | 18 | 56 | 3.1 | 16 | 0 | | | | | | | TOTAL | 32 | 136 | 4.3 | 26 | 3 | | | | | | |
| PASSING | | | | | | | | | | | PASSING | | | | | | | | | | | | |
| | ATT | CMP | YDS | TKD/YD | TD | LG | IN | Rtg. | | | | | ATT | CMP | YDS | TKD/YD | TD | LG | IN | Rtg. | | | |
| J. Elway | 47 | 29 | 302 | 1/5 | 3 | 25 | 1 | 92.7 | | | | J. Hostetler | 19 | 13 | 294 | 2/3 | 3 | 65 | 0 | 150.8 | | | |
| T. Maddox | 7 | 3 | 34 | 0/0 | 0 | 13 | 0 | 58.0 | | | | | | | | | | | | | | | |
| TOTAL | 54 | 32 | 336 | 1/5 | 3 | 25 | 1 | 88.2 | | | | TOTAL | 19 | 13 | 294 | 2/3 | 3 | 65 | 0 | 150.8 | | | |
| PASS RECEIVING | | | | | | | | | | | PASS RECEIVING | | | | | | | | | | | | |
| | NO | YDS | AVG | LG | TD | | | | | | | | NO | YDS | AVG | LG | TD | | | | | | |
| S. Sharpe | 13 | 156 | 12.0 | 23 | 1 | | | | | | | J. Jett | 3 | 111 | 37.0 | 54 | 1 | | | | | | |
| A. Marshall | 5 | 69 | 13.8 | 20 | 0 | | | | | | | T. Brown | 3 | 86 | 28.7 | 65 | 1 | | | | | | |
| G. Milburn | 5 | 8 | 1.6 | 6 | 0 | | | | | | | E. Horton | 3 | 45 | 15.0 | 33 | 1 | | | | | | |
| D. Russell | 2 | 31 | 15.5 | 25 | 1 | | | | | | | T. Montgomery | 3 | 29 | 9.7 | 18 | 0 | | | | | | |
| C. Tillman | 2 | 25 | 12.5 | 16 | 0 | | | | | | | A. Wright | 1 | 23 | 23.0 | 23 | 0 | | | | | | |
| R. Johnson | 2 | 19 | 9.5 | 16 | 1 | | | | | | | | | | | | | | | | | | |
| K. Taylor | 1 | 13 | 13.0 | 13 | 0 | | | | | | | | | | | | | | | | | | |
| R. Rivers | 1 | 8 | 8.0 | 8 | 0 | | | | | | | | | | | | | | | | | | |
| J. Evans | 1 | 7 | 7.0 | 7 | 0 | | | | | | | | | | | | | | | | | | |
| TOTAL | 32 | 336 | 10.5 | 25 | 3 | | | | | | | TOTAL | 13 | 294 | 22.6 | 65 | 3 | | | | | | |
| INTERCEPTIONS | | | | | | | | | | | INTERCEPTIONS | | | | | | | | | | | | |
| | NO | YDS | AVG | LG | TD | | | | | | | | NO | YDS | AVG | LG | TD | | | | | | |
| T. Dorn | 1 | 1 | 1.0 | 1 | 0 | | | | | | | T. Dorn | 1 | 1 | 1.0 | 1 | 0 | | | | | | |
| TOTAL | 0 | 0 | 0.0 | — | 0 | | | | | | | TOTAL | 1 | 1 | 1.0 | 1 | 0 | | | | | | |
| PUNTING | | | | | | | | | | | PUNTING | | | | | | | | | | | | |
| | NO | YDS | AVG | NET | TB | IN20 | LG | | | | | NO | YDS | AVG | NET | TB | IN20 | LG | | | | | |
| Rouen | 4 | 135 | 33.8 | 28.8 | 1 | 0 | 45 | | | | | J. Gossett | 4 | 170 | 42.5 | 33.0 | 0 | 1 | 50 | | | | |
| TOTAL | 4 | 135 | 33.8 | 28.8 | 1 | 0 | 45 | | | | | TOTAL | 4 | 170 | 42.5 | 33.0 | 0 | 1 | 50 | | | | |
| PUNT RETURNS | | | | | | | | | | | PUNT RETURNS | | | | | | | | | | | | |
| | NO | YDS | AVG | FC | LG | TD | | | | | | NO | YDS | AVG | FC | LG | TD | | | | | | |
| G. Milburn | 3 | 38 | 12.7 | 0 | 18 | 0 | | | | | | (DOWNED) | 1 | 0 | 0.0 | 0 | — | 0 | | | | | |
| (DOWNED) | 1 | 0 | 0.0 | 0 | — | 0 | | | | | | (OUT OF BOUNDS) | 2 | 0 | 0.0 | 0 | — | 0 | | | | | |
| TOTAL | 3 | 38 | 12.7 | 0 | 18 | 0 | | | | | | (TOUCHBACK) | 1 | 0 | 0.0 | 0 | — | 0 | | | | | |
| KICKOFF RETURNS | | | | | | | | | | | KICKOFF RETURNS | | | | | | | | | | | | |
| | NO | YDS | AVG | FC | LG | TD | | | | | | NO | YDS | AVG | FC | LG | TD | | | | | | |
| G. Milburn | 6 | 85 | 14.2 | 0 | 21 | 0 | | | | | | W. Gault | 4 | 55 | 13.8 | 0 | 20 | 0 | | | | | |
| (OUT OF BOUNDS) | 1 | 0 | 0.0 | 0 | — | 0 | | | | | | (TOUCHBACK) | 1 | 0 | 0.0 | 0 | — | 0 | | | | | |
| TOTAL | 6 | 85 | 14.2 | 0 | 21 | 0 | | | | | | TOTAL | 4 | 55 | 13.8 | 0 | 20 | 0 | | | | | |
| Denver Broncos | | | | | | | | | | | L.A. Raiders | | | | | | | | | | | | |
| | Fum | Lost | Rec. | Yds | TD | FF | Rec. | Yds | TD | Bnds | | Fum | Lost | Rec. | Yds | TD | FF | Rec. | Yds | TD | Bnds | | |
| J. Elway | 1 | 0 | 0 | 0 | 0 | 0 | 0 | 0 | 0 | 0 | | A. Smith | 0 | 0 | 0 | 0 | 0 | 1 | 0 | 0 | 0 | 0 | |
| K. Kartz | 0 | 0 | 1 | 0 | 0 | 0 | 0 | 0 | 0 | 0 | | | | | | | | | | | | | |
| T. Maddox | 1 | 0 | 1 | 0 | 0 | 0 | 0 | 0 | 0 | 0 | | | | | | | | | | | | | |
| TOTAL | 2 | 0 | 2 | 0 | 0 | 0 | 0 | 0 | 0 | 0 | TOTAL | 0 | 0 | 0 | 0 | 0 | 1 | 0 | 0 | 0 | 0 | | |



Buffalo 10, Denver 7

Sunday, Jan. 12, 1992 • 12:35 p.m. EST • Rich Stadium • Orchard Park, N.Y.

WEATHER: Sunny, 42°, Wind SSW 15 mph • ATTENDANCE: 80,272 • TIME: 2:59

1991 AFC Championship Game

The Broncos were denied their fifth AFC Championship, losing 10-7 to the Bills before 80,272 fans at Rich Stadium. Denver's defense shut down the high-powered Buffalo offense, limiting it to just 213 total yards and only 12 first downs, but the Broncos' offense failed to capitalize on several first-half opportunities.

Both teams struggled to find their offenses in the first half, and the game was scoreless at halftime. Buffalo punted on its first two drives of the contest after a total net of minus-2 yards and had its third drive end when nose tackle Greg Kragen tipped and then intercepted a pass on the Buffalo 29. But Denver could not take advantage as David Treadwell's 47-yard field goal attempt sailed wide left. After the Broncos halted another Buffalo drive, Treadwell missed a 42-yard field-goal attempt.

Once again, the Bills punted after failing to get a first down, and a 10-yard punt return by Vance Johnson set Denver up on the 50. On first down, quarterback John Elway threw a middle screen to running back Steve Sewell, who gained 26 yards to the Buffalo 24. The Broncos could move no closer than the 20, and David Treadwell's 37-yard attempt was wide right to end the last scoring threat of the first half.

The Bills' second drive of the third quarter began at their 20, and 11 plays later, they faced a third-and-7 on Denver's 26. Quarterback Jim Kelly's pass to James Lofton was intercepted by cornerback Tyrone Braxton and returned to the Denver 19. On second-and-10, Elway attempted another middle screen to Sewell, but linebacker Carlton Bailey picked off the pass and ran 11 yards for a touchdown and a 7-0 Buffalo lead.

The Broncos' first possession of the fourth quarter began with Gary Kubiak at quarterback, replacing Elway, who left the game with an injured thigh muscle. Kubiak drove Denver from its 21 to the Buffalo 23, but the Broncos failed to convert a fourth-down attempt. The Bills then drove 50 yards in nine plays to score on a 44-yard field goal by Scott Norwood. Now down 10-0, Kubiak engineered a frantic drive in which Denver covered 85 yards in eight plays, and Kubiak scored a 3-yard quarterback draw to pull Denver within 3 points, 10-7.

The ensuing onside kick was recovered by the Broncos' Steve Atwater, and Denver began its last-chance drive on its 49 with 1:43 left on the clock and two time-outs. On first down, Kubiak hit Sewell for seven yards, but cornerback Kirby Jackson stripped the ball away and he recovered on the Buffalo 44. The Broncos' defense forced the Bills to punt, but Denver could only reach the 50 as time ran out.

OFFICIALS:

Referee — Dale Hamer (104); Umpire — Al Conway (27); Line Judge — Bill Reynolds (53); Side Judge — Doug Toole (4); Head Linesman — Sid Semon (109); Back Judge — Al Jury (106); Field Judge — Don Hakes (96).

| | 1 | 2 | 3 | 4 | OT | TOTAL | FIELD GOALS (made () & missed) |
|------------------------|---|---|---|---|----|-------|---------------------------------|
| VISITOR Denver Broncos | 0 | 0 | 0 | 7 | — | 7 | D. Treadwell 47WL 42WR 37WR |
| HOME Buffalo Bills | 0 | 0 | 7 | 3 | — | 10 | S. Norwood (44) |

| Team | Qtr | Clock Time | PLAY DESCRIPTION (Extra Point) (Drive Info) | SCORE Visitor Home |
|---------|-----|------------|---|--------------------|
| BILLS | 3 | 9:32 | C. Bailey 11 yd. return (S. Norwood, kick) (0-11, 0:11) | 0 7 |
| BILLS | 4 | 10:42 | S. Norwood 44 yd. Field Goal (9-50, 3:57) | 0 10 |
| BRONCOS | 4 | 13:17 | G. Kubiak 3 yd. run (D. Treadwell, kick) (8-85, 2:35) | 7 10 |

DENVER BRONCOS

| OFFENSE | | | DEFENSE | | |
|---------|-------------|---------|----------------|--|--|
| WR 83 | M. Young | LE 91 | W. Powers | | |
| LT 62 | J. Davidson | NT 71 | G. Kragen | | |
| LG 63 | S. Farrell | RE 90 | R. Holmes | | |
| C 79 | Da. Widell | LOLB 73 | S. Fletcher | | |
| RG 67 | Do. Widell | LILB 56 | M. Brooks | | |
| RT 76 | K. Lanier | RILB 77 | K. Mecklenburg | | |
| WR 81 | S. Sharpe | ROLB 51 | M. Croel | | |
| WR 85 | D. Russell | LCB 34 | T. Braxton | | |
| QB 7 | J. Elway | RCB 24 | W. Henderson | | |
| RB 28 | G. Green | SS 49 | D. Smith | | |
| WR 82 | V. Johnson | FS 27 | S. Atwater | | |

BRONCOS SUBSTITUTIONS: P 2 M. Horan, QB 8 G. Kubiak, K 9 D. Treadwell, CB 21 L. Lang, S 22 A. Montgomery, CB 29 C. Dimry, RB 30 S. Sewell, RB 38 R. Rivers, RB 41 G. Lewis, S 48 R. Robbins, LB 54 K. Traylor, LB 59 T. Lucas, T/C 60 N. Subis, G 68 C. Ker, DE 70 B. Sochia, C 72 K. Kartz, T 74 H. Salem, WR 80 M. Jackson, WR 84 R. Nattiel, TE 88 C. Kay, DE 96 K. Walker. **DID NOT PLAY:** LB 52 J. Mills, TE 89 R. Johnson. **INACTIVE:** 3QB 12 S. Moore, RB 26 B. Humphrey.

BUFFALO BILLS

| OFFENSE | | | DEFENSE | | |
|---------|-------------|---------|------------|--|--|
| WR 80 | J. Lofton | LE 96 | L. Seals | | |
| LT 69 | W. Wolford | NT 91 | J. Wright | | |
| LG 51 | J. Richter | RE 78 | B. Smith | | |
| C 67 | K. Hull | LOLB 97 | C. Bennett | | |
| RG 59 | M. Frerotte | LILB 58 | S. Conlan | | |
| RT 75 | H. Ballard | RILB 54 | C. Bailey | | |
| TE 84 | K. McKeller | ROLB 56 | D. Talley | | |
| WR 83 | A. Reed | LCB 47 | K. Jackson | | |
| QB 12 | J. Kelly | RCB 37 | N. Odomes | | |
| RB 34 | T. Thomas | SS 46 | L. Smith | | |
| WR 82 | D. Beebe | FS 38 | M. Kelso | | |

BILLS SUBSTITUTIONS: K 5 B. Daluiso, P 9 C. Mohr, K 11 S. Norwood, QB 14 F. Reich, S 20 H. Jones, RB 23 K. Davis, CB 27 C. Hicks, CB 31 J. Williams, RB 35 C. Gardner, SS 45 D. Drane, LB 50 R. Bentley, LB 53 M. Patton, C 63 A. Lingner, NT 73 M. Lodish, WR 85 A. Edwards, TE 87 B. Rolle, TE 88 P. Metzelaars, WR 89 S. Tasker, DE 90 P. Hansen, DE 94 M. Pike, LB 99 G. Garner. **DID NOT PLAY:** OL 64 M. Brennan, T 79 J. Staysnicak. **INACTIVE:** 3QB 7 G. Gilbert, G/T 74 G. Parker.

FINAL INDIVIDUAL STATISTICS

| Denver Broncos | | | | | | | | | | | Buffalo Bills | | | | | | | | | | | | | | |
|-----------------|--|--|-----|------|------|---------|------|-----------|-----------------|----------------|---------------|---------------|------------|------|------|------|---------|------|-----|----|------|------|-----|----|------|
| RUSHING | | | ATT | YDS | AVG | LG | TD | RUSHING | | | ATT | YDS | AVG | LG | TD | | | | | | | | | | |
| G. Green | | | 19 | 53 | 2.8 | 18 | 0 | T. Thomas | | | 26 | 72 | 2.8 | 9 | 0 | | | | | | | | | | |
| G. Kubiak | | | 3 | 22 | 7.3 | 11 | 1 | A. Reed | | | 1 | 16 | 16.0 | 16 | 0 | | | | | | | | | | |
| J. Elway | | | 4 | 10 | 2.5 | 7 | 0 | J. Kelly | | | 2 | 9 | 4.5 | 10 | 0 | | | | | | | | | | |
| S. Sewell | | | 4 | 3 | 0.8 | 6 | 0 | K. Davis | | | 6 | 7 | 1.2 | 4 | 0 | | | | | | | | | | |
| V. Johnson | | | 2 | -7 | -3.5 | -1 | 0 | | | | | | | | | | | | | | | | | | |
| TOTAL | | | 32 | 81 | 2.5 | 18 | 1 | TOTAL | | | 35 | 104 | 3.0 | 16 | 0 | | | | | | | | | | |
| PASSING | | | ATT | CMP | YDS | TKD/ YD | TD | LG | IN | Rtg. | PASSING | | | ATT | CMP | YDS | TKD/ YD | TD | LG | IN | Rtg. | | | | |
| J. Elway | | | 21 | 11 | 121 | 3/24 | 0 | 26 | 1 | 49.9 | J. Kelly | | | 25 | 13 | 117 | 1/8 | 0 | 25 | 2 | 31.6 | | | | |
| G. Kubiak | | | 12 | 11 | 136 | 1/10 | 0 | 24 | 0 | 113.9 | | | | | | | | | | | | | | | |
| TOTAL | | | 33 | 22 | 257 | 4/34 | 0 | 26 | 1 | 77.5 | TOTAL | | | 25 | 13 | 117 | 1/8 | 0 | 25 | 2 | 31.6 | | | | |
| PASS RECEIVING | | | NO | | | YDS | AVG | LG | TD | PASS RECEIVING | | | NO | | | YDS | AVG | LG | TD | | | | | | |
| V. Johnson | | | 8 | | | 104 | 13.0 | 24 | 0 | K. McKeller | | | 3 | | | 39 | 13.0 | 25 | 0 | | | | | | |
| S. Sewell | | | 7 | | | 78 | 11.1 | 26 | 0 | T. Thomas | | | 3 | | | 15 | 5.0 | 8 | 0 | | | | | | |
| S. Sharpe | | | 3 | | | 40 | 13.3 | 15 | 0 | A. Reed | | | 2 | | | 19 | 9.5 | 10 | 0 | | | | | | |
| M. Young | | | 3 | | | 25 | 8.3 | 10 | 0 | K. Davis | | | 2 | | | 13 | 6.5 | 9 | 0 | | | | | | |
| R. Nattiel | | | 1 | | | 10 | 10.0 | 10 | 0 | P. Metzelaars | | | 1 | | | 14 | 14.0 | 14 | 0 | | | | | | |
| | | | | | | | | | | J. Lofton | | | 1 | | | 11 | 11.0 | 11 | 0 | | | | | | |
| | | | | | | | | | | D. Beebe | | | 1 | | | 6 | 6.0 | 6 | 0 | | | | | | |
| TOTAL | | | 22 | | | 257 | 11.7 | 26 | 0 | TOTAL | | | 13 | | | 117 | 9.0 | 25 | 0 | | | | | | |
| INTERCEPTIONS | | | NO | | | YDS | AVG | LG | TD | INTERCEPTIONS | | | NO | | | YDS | AVG | LG | TD | | | | | | |
| G. Kragen | | | 1 | | | 0 | 0.0 | 0 | 0 | C. Bailey | | | 1 | | | 11 | 11.0 | 11 | 1 | | | | | | |
| T. Braxton | | | 1 | | | 5 | 5.0 | 5 | 0 | | | | | | | | | | | | | | | | |
| TOTAL | | | 2 | | | 5 | 2.5 | 5 | 0 | TOTAL | | | 1 | | | 11 | 11.0 | 11 | 1 | | | | | | |
| PUNTING | | | NO | YDS | AVG | NET | TB | IN20 | LG | PUNTING | | | NO | YDS | AVG | NET | TB | IN20 | LG | | | | | | |
| Horan | | | 6 | 262 | 43.7 | 40.3 | 1 | 4 | 76 | C. Mohr | | | 8 | 304 | 38.0 | 31.0 | 1 | 0 | 49 | | | | | | |
| TOTAL | | | 6 | 262 | 43.7 | 40.3 | 1 | 4 | 76 | TOTAL | | | 8 | 304 | 38.0 | 31.0 | 1 | 0 | 49 | | | | | | |
| PUNT RETURNS | | | NO | YDS | AVG | FC | LG | TD | PUNT RETURNS | | | NO | YDS | AVG | FC | LG | TD | | | | | | | | |
| V. Johnson | | | 3 | 36 | 12.0 | 3 | 13 | 0 | C. Hicks | | | 0 | 0 | 0.0 | 1 | — | 0 | | | | | | | | |
| (DOWNED) | | | 1 | 0 | 0.0 | 0 | — | 0 | (OUT OF BOUNDS) | | | 1 | 0 | 0.0 | 0 | — | 0 | | | | | | | | |
| (TOUCHBACK) | | | 1 | 0 | 0.0 | 0 | — | 0 | (DOWNED) | | | 3 | 0 | 0.0 | 0 | — | 0 | | | | | | | | |
| | | | | | | | | | (TOUCHBACK) | | | 1 | 0 | 0.0 | 0 | — | 0 | | | | | | | | |
| RETURNS | | | 3 | 36 | 12.0 | 3 | 13 | 0 | RETURNS | | | 0 | 0 | 0.0 | 1 | — | 0 | | | | | | | | |
| KICKOFF RETURNS | | | NO | YDS | AVG | FC | LG | TD | KICKOFF RETURNS | | | NO | YDS | AVG | FC | LG | TD | | | | | | | | |
| A. Montgomery | | | 2 | 34 | 17.0 | 0 | 18 | 0 | A. Edwards | | | 1 | 24 | 24.0 | 0 | 24 | 0 | | | | | | | | |
| D. Russell | | | 1 | 15 | 15.0 | 0 | 15 | 0 | | | | | | | | | | | | | | | | | |
| RETURNS | | | 3 | 49 | 16.3 | 0 | 18 | 0 | RETURNS | | | 1 | 24 | 24.0 | 0 | 24 | 0 | | | | | | | | |
| Denver Broncos | | | Own | | | Opp. | | | Out | | | Buffalo Bills | | | Own | | | Opp. | | | Out | | | | |
| FUMBLES | | | Fum | Lost | Rec. | Yds | TD | FF | Rec. | Yds | TD | Bnds | FUMBLES | | | Fum | Lost | Rec. | Yds | TD | FF | Rec. | Yds | TD | Bnds |
| J. Elway | | | 1 | 0 | 1 | -5 | 0 | 0 | 0 | 0 | 0 | 0 | L. Smith | | | 0 | 0 | 0 | 0 | 0 | 0 | 1 | 0 | 0 | 0 |
| S. Sewell | | | 2 | 1 | 1 | 0 | 0 | 0 | 0 | 0 | 0 | 0 | K. Jackson | | | 0 | 0 | 0 | 0 | 0 | 1 | 1 | 0 | 0 | 0 |
| V. Johnson | | | 1 | 0 | 0 | 0 | 0 | 0 | 0 | 0 | 0 | 0 | | | | | | | | | | | | | |
| Da. Widell | | | 0 | 0 | 1 | 0 | 0 | 0 | 0 | 0 | 0 | 0 | | | | | | | | | | | | | |
| TOTAL | | | 4 | 1 | 3 | -5 | 0 | 0 | 0 | 0 | 0 | 0 | TOTAL | | | 0 | 0 | 0 | 0 | 0 | 2 | 1 | 0 | 0 | 0 |

FINAL TEAM STATISTICS

| BRONCOS | | | | BILLS | | | | BRONCOS | | | | BILLS | | | | | | | | | | | |
|--|--|--|--|----------|--|--|--|----------|--|--|--|---|--|--|--|--------|--|--|--|-------|--|--|--|
| TOTAL FIRST DOWNS | | | | 20 | | | | 12 | | | | PUNTS Number and Average | | | | 6-43.7 | | | | 8-38 | | | |
| By Rushing | | | | 6 | | | | 5 | | | | Had Blocked | | | | 0 | | | | 0 | | | |
| By Passing | | | | 13 | | | | 5 | | | | FGs – PATs Had Blocked | | | | 0-0 | | | | 0-0 | | | |
| By Penalty | | | | 1 | | | | 2 | | | | TOTAL RETURN YARDAGE (Not Including Kickoffs) | | | | 41 | | | | 11 | | | |
| THIRD DOWN EFFICIENCY | | | | 3-14-21% | | | | 4-15-27% | | | | No. and Yards Punt Returns | | | | 3-36 | | | | 0-0 | | | |
| FOURTH DOWN EFFICIENCY | | | | 0-1-0% | | | | 0-0-0% | | | | No. and Yards Kickoff Returns | | | | 3-49 | | | | 1-24 | | | |
| TOTAL NET YARDS | | | | 304 | | | | 213 | | | | No. and Yards Interception Returns | | | | 2-5 | | | | 1-11 | | | |
| Total Offensive Plays (inc. times thrown passing) | | | | 69 | | | | 61 | | | | PENALTIES Number and Yards | | | | 4-20 | | | | 6-35 | | | |
| Average gain per offensive play | | | | 4.4 | | | | 3.5 | | | | FUMBLES Number and Lost | | | | 4-1 | | | | 0-0 | | | |
| NET YARDS RUSHING | | | | 81 | | | | 104 | | | | TOUCHDOWNS | | | | 1 | | | | 1 | | | |
| Total Rushing Plays | | | | 32 | | | | 35 | | | | Rushing | | | | 1 | | | | 0 | | | |
| Average gain per rushing play | | | | 2.5 | | | | 3.0 | | | | Passing | | | | 0 | | | | 0 | | | |
| NET YARDS PASSING | | | | 223 | | | | 109 | | | | Returns | | | | 0 | | | | 1 | | | |
| Times thrown – yards lost attempting to pass | | | | 4-34 | | | | 1-8 | | | | EXTRA POINTS Made-Attempts | | | | 1-1 | | | | 1-1 | | | |
| Gross yards passing | | | | 257 | | | | 117 | | | | FIELD GOALS Made-Attempts | | | | 0-3 | | | | 1-1 | | | |
| PASS ATTEMPTS-COMPLETIONS-HAD INTERCEPTED | | | | 33-22-1 | | | | 25-13-2 | | | | SAFETIES | | | | 0 | | | | 0 | | | |
| Average gain per pass play (inc. # thrown passing) | | | | 6.0 | | | | 4.2 | | | | FINAL SCORE | | | | 7 | | | | 10 | | | |
| KICKOFFS Number-In End Zone-Touchbacks | | | | 2-0-0 | | | | 3-1-0 | | | | TIME OF POSSESSION | | | | 34:53 | | | | 25:07 | | | |



Denver 26, Houston 24

Saturday, Jan. 4, 1992 • 2 p.m. MST • Mile High Stadium • Denver

WEATHER: Sunny, 36°, Wind W 14 mph • ATTENDANCE: 75,301 • TIME: 3:09

1991 AFC Divisional Playoff Game

The Denver Broncos advanced to their fourth AFC Championship Game in six years after defeating Houston 26-24 before 75,301 fans at Mile High Stadium.

Houston quarterback Warren Moon drove his team 70 yards in four plays for a touchdown to put Houston up 7-0 with only 1:46 gone in the game. After a Denver punt, Moon again drove the Oilers down the field and threw his second touchdown pass, this one for nine yards to wide receiver Drew Hill.

The Broncos started their next possession on the 35 and covered 65 yards in eight plays to score on a 10-yard pass from quarterback John Elway to wide receiver Vance Johnson, but a fumbled snap on the conversion attempt left the score 14-6. On the sixth play of the ensuing Oilers' drive, Moon was intercepted by free safety Steve Atwater, but a roughing the passer call nullified the effort. Three plays later, Houston scored on a 6-yard pass from Moon to wide receiver Curtis Duncan.

The next Oilers possession ended when Atwater intercepted a pass and gave Denver the ball on its own 12 with 6:03 left in the half. In a drive that saw Elway complete all six passes for 64 yards and Steve Sewell complete one to Johnson for 10, the Broncos covered 88 yards in 12 plays to score on a 1-yard run by running back Greg Lewis, cutting the Houston lead to 21-13. After a missed Houston field goal attempt, the Broncos drove from their 20 to Houston's 31 and David Treadwell nailed a 49-yard field goal, the longest in Denver postseason history. Now up by only five at 21-16, the Oilers reached the Broncos' seven on their next drive, but had to settle for a 25-yard field goal.

Denver started on its 20 and nine plays later faced a fourth-and-4 from the Houston 41. Elway threw a short pass to wide receiver Michael Young, who broke two tackles and was finally brought down on Houston's 15 for a gain of 26 yards. Three plays later, Lewis scored on a 1-yard run for his second touchdown of the day, making the score 24-23. With 2:07 left and on their 2-yard-line, Elway hit Young for a 22-yard gain on first down, but three plays later, the Broncos had a fourth-and-six on the 28. Elway dropped back, then scrambled left upfield and ran out of bounds a yard past the first-down marker. Three consecutive incompletions again left Denver with a do-or-die fourth-down situation. Elway again dropped back and scrambled left, but as he headed upfield he tossed a pass to Johnson, who ran to the Houston 21 for a 44-yard gain. Running back Steve Sewell ran for 10 yards on first down, and two plays later, Treadwell came on for the winning 28-yard field goal.

OFFICIALS:

Referee — Johnny Grier (23); Umpire — John Keck (67); Line Judge — Ron Blum (83); Side Judge — Don Carlson (39); Head Linesman — Dave Anderson (81); Back Judge — Roy Clymer (24); Field Judge — Ed Merrifield (76).

| | 1 | 2 | 3 | 4 | OT | TOTAL | FIELD GOALS (made /) & missed) |
|------------------------|-----|------------|--|----|----|-------|---------------------------------|
| VISITOR Houston Oilers | 14 | 7 | 0 | 3 | — | 24 | A. Del Greco 33WR (25) |
| HOME Denver Broncos | 6 | 7 | 3 | 10 | — | 26 | D. Treadwell (49) (28) |
| Team | Qtr | Clock Time | PLAY DESCRIPTION (Extra Point) (Drive Info) | | | | SCORE Visitor Home |
| OILERS | 1 | 1:46 | H. Jeffries 15 yd. pass from W. Moon (A. Del Greco, kick) (4-70, 1:46) | | | | 7 0 |
| OILERS | 1 | 9:44 | D. Hill 9 yd. pass from W. Moon (A. Del Greco, kick) (9-63, 5:39) | | | | 14 0 |
| BRONCOS | 1 | 13:43 | V. Johnson 10 yd. pass from J. Elway (No good, WL) (8-65, 3:59) | | | | 14 6 |
| OILERS | 2 | 4:05 | C. Duncan 6 yd. pass from W. Moon (A. Del Greco, kick) (8-80, 5:22) | | | | 21 6 |
| BRONCOS | 2 | 14:21 | G. Lewis 1 yd. run (D. Treadwell, kick) (12-88, 5:24) | | | | 21 13 |
| BRONCOS | 3 | 13:02 | D. Treadwell 49 yd. Field Goal (9-49, 3:11) | | | | 21 16 |
| OILERS | 4 | 1:35 | A. Del Greco 25 yd. Field Goal (7-67, 3:33) | | | | 24 16 |
| BRONCOS | 4 | 8:07 | G. Lewis 1 yd. run (D. Treadwell, kick) (12-80, 6:32) | | | | 24 23 |
| BRONCOS | 4 | 14:44 | D. Treadwell 28 yd. Field Goal (12-87, 1:51) | | | | 24 26 |

DENVER BRONCOS

| OFFENSE | | | DEFENSE | | |
|---------|----|-------------|---------|----|----------------|
| WR | 83 | M. Young | LDE | 73 | S. Fletcher |
| LT | 62 | J. Davidson | LDT | 71 | G. Kragen |
| G | 63 | S. Farrell | RDT | 77 | K. Mecklenburg |
| C | 79 | Da. Widell | RDE | 51 | M. Croel |
| RG | 67 | Do. Widell | MLB | 56 | M. Brooks |
| RT | 76 | K. Lanier | LCB | 34 | T. Braxton |
| TE | 88 | C. Kay | RCB | 29 | C. Dimry |
| WR | 85 | D. Russell | CB | 21 | L. Lang |
| QB | 7 | J. Elway | S | 48 | R. Robbins |
| RB | 28 | G. Green | SS | 49 | D. Smith |
| RB | 81 | S. Sharpe | FS | 27 | S. Atwater |

BRONCOS SUBSTITUTIONS: P 2 M. Horan, QB 8 G. Kubiak, K 9 D. Treadwell, S 22 A. Montgomery, RB 30 S. Sewell, RB 38 R. Rivers, RB 41 G. Lewis, LB 52 J. Mills, LB 54 K. Traylor, LB 59 T. Lucas, G/T 60 N. Subis, G 68 C. Ker, NT 70 B. Sochia, C 72 K. Kartz, T 74 H. Salem, WR 82 V. Johnson, WR 84 R. Mattiel, WR 86 B. Johnson, TE 89 R. Johnson, DE 90 R. Holmes, DL 96 K. Walker. **DID NOT PLAY:** CB 24 W. Henderson, DE 91 W. Powers. **INACTIVE:** 3QB 12 S. Moore, RB 26 B. Humphrey.

HOUSTON OILERS

| OFFENSE | | | DEFENSE | | |
|---------|----|-------------|---------|----|--------------|
| WR | 84 | H. Jeffries | LE | 95 | W. Fuller |
| WR | 85 | D. Hill | LT | 79 | R. Childress |
| LT | 78 | D. Maggs | RT | 97 | L. Williams |
| LG | 63 | M. Munchak | RE | 96 | S. Jones |
| C | 74 | B. Matthews | LLB | 57 | L. Lathon |
| RG | 66 | D. Dawson | MLB | 54 | A. Smith |
| RT | 73 | D. Williams | RLB | 91 | J. Meads |
| WR | 81 | E. Givins | LCB | 28 | C. Dishman |
| WR | 80 | C. Duncan | RCB | 23 | R. Johnson |
| QB | 1 | W. Moon | SS | 25 | B. McDowell |
| RB | 44 | L. White | FS | 26 | B. Orlando |

OILERS SUBSTITUTIONS: K 3 A. Del Greco, P 9 G. Montgomery, RB 20 A. Pinkett, CB 24 S. Jackson, CB 29 D. Lewis, RB 30 V. Jones, S 31 M. Robertson, RB 33 G. Brown, S 38 M. Dumas, LB 53 E. Seal, G 55 J. Flannery, LB 56 S. Kozak, T 70 D. Steinkuhler, DT 76 J. Alm, T 77 K. Donnalley, WR 82 T. Jones, WR 86 A. Johnson, WR 87 P. Coleman, DE 90 E. Johnson, LB 93 R. Graf, DT 94 G. Montgomery. **DID NOT PLAY:** QB 14 C. Carlson, WR 83 L. Harris. **INACTIVE:** QB 10 R. Slack, LB 51 E. Fairs.

FINAL INDIVIDUAL STATISTICS

| Houston Oilers | | | | | | | | | | | Denver Broncos | | | | | | | | | | | | | | | | | | | | | | | | | | | | | | | | | | | | | | | | | | | | | | | | | | | | | | | | | | | | | | | | | | | | | | | | | | | | | | | | | | | | | | | | | | | | | | | | | | | | | | | | | | | | | | | | | | | | | | | | | | | | | | | | | | | | | | | | | | | | | | | | | | | | | | | | | | | | | | | | | | | | | | | | | | | | | | | | | | | | | | | | | | | | | | | | | | | | | | | | | | | | | | | | | | | | | | | | | | | | | | | | | | | | | | | | | | | | | | | | | | | | | | | | | | | | | | | | | | | | | | | | | | | | | | | | | | | | | | | | | | | | | | | | | | | | | | | | | | | | | | | | | | | | | | | | | | | | | | | | | | | | | | | | | | | | | | | | | | | | | | | | | | | | | | | | | | | | | | | | | | | | | | | | | | | | | | | | | | | | | | | | | | | | | | | | | | | | | | | | | | | | | | | | | | | | | | | | | | | | | | | | | | | | | | | | | | | | | | | | | | | | | | | | | | | | | | | | | | | | | | | | | | | | | | | | | | | | | | | | | | | | | | | | | | | | | | | | | | | | | | | | | | | | | | | | | | | | | | | | | | | | | | | | | | | | | | | | | | | | | | | | | | | | | | | | | | | | | | | | | | | | | | | | | | | | | | | | | | | | | | | | | | | | | | | | | | | | | | | | | | | | | | | | | | | | | | | | | | | | | | | | | | | | | | | | | | | | | | | | | | | | | | | | | | | | | | | | | | | | | | | | | | | |
|-----------------|-----|-----|------|--------|----|----------------|-----------------|---------|---------|-----|----------------|-------------|--------|------------|------|---------------|------|----------------|------|------|---------------|-----|----|-----------|------|-------|----------|-----------------|------|-----------|------|-------|------|-----|-------------|-----------|------|-----|-----|-------|------|-----------|------|-------|------|----|----|-----------|---|----|-----|---|---|------------|---|----|------|----|---|------------|---|----|------|----|---|--------|---|---|-----|---|---|----------|---|---|-----|---|---|---|---|---|---|---|---|---|---|---|---|---|---|---|---|---|---|---|---|---|---|---|---|---|---|---|---|---|---|---|---|---|---|---|---|---|---|---|---|---|---|---|---|---|---|---|---|---|---|---|---|---|---|---|---|---|---|---|---|---|---|---|---|---|---|---|---|---|---|---|---|---|---|---|---|---|---|---|---|---|---|---|---|---|---|---|---|---|---|---|---|---|---|---|---|---|---|---|---|---|---|---|---|---|---|---|---|---|---|---|---|---|---|---|---|---|---|---|---|---|---|---|---|---|---|---|---|---|---|---|---|---|---|---|---|---|---|---|---|---|---|---|---|---|---|---|---|---|---|---|---|---|---|---|---|---|---|---|---|---|---|---|---|---|---|---|---|---|---|---|---|---|---|---|---|---|---|---|---|---|---|---|---|---|---|---|---|---|---|---|---|---|---|---|---|---|---|---|---|---|---|---|---|---|---|---|---|---|---|---|---|---|---|---|---|---|---|---|---|---|---|---|---|---|---|---|---|---|---|---|---|---|---|---|---|---|---|---|---|---|---|---|---|---|---|---|---|---|---|---|---|---|---|---|---|---|---|---|---|---|---|---|---|---|---|---|---|---|---|---|---|---|---|---|---|---|---|---|---|---|---|---|---|---|---|---|---|---|---|---|---|---|---|---|---|---|---|---|---|---|---|---|---|---|---|---|---|---|---|---|---|---|---|---|---|---|---|---|---|---|---|---|---|---|---|---|---|---|---|---|---|---|---|---|---|---|---|---|---|---|---|---|---|---|---|---|---|---|---|---|---|---|---|---|---|---|---|---|---|---|---|---|---|---|---|---|---|---|---|---|---|---|---|---|---|---|---|---|---|---|---|---|---|---|---|---|---|---|---|---|---|---|---|---|---|---|---|---|---|---|---|---|---|---|---|---|---|---|---|---|---|---|---|---|---|---|---|---|---|---|---|---|---|---|---|---|---|---|---|---|---|---|---|---|---|---|---|---|---|---|---|---|---|---|---|---|---|---|---|---|---|---|---|---|---|---|---|---|---|---|---|---|---|---|---|---|---|---|---|---|---|---|---|---|---|---|---|---|---|---|---|---|---|---|---|---|---|---|---|---|---|---|---|---|---|---|---|---|---|---|---|---|---|---|---|---|---|---|---|---|---|---|---|---|---|---|---|---|---|---|---|---|---|---|---|---|---|---|---|---|---|---|---|---|---|---|---|---|---|---|---|---|---|---|---|---|---|---|---|---|---|---|---|---|---|---|---|---|---|---|---|---|---|---|---|---|---|---|---|---|---|---|---|---|---|---|---|---|---|---|---|---|---|---|---|---|---|---|---|---|---|---|---|---|---|---|---|---|---|---|---|---|
| RUSHING | ATT | YDS | AVG | LG | TD | RUSHING | ATT | YDS | AVG | LG | TD | L. White | 17 | 79 | 4.6 | 10 | 0 | G. Green | 17 | 59 | 3.5 | 14 | 0 | W. Moon | 2 | 18 | 9.0 | 15 | 0 | S. Sewell | 4 | 48 | 12.0 | 19 | 0 | J. Elway | 6 | 39 | 6.5 | 15 | 0 | R. Rivers | 1 | 3 | 3.0 | 3 | 0 | G. Lewis | 3 | 2 | 0.7 | 1 | 2 | | | | | | | | | | | | | | | | | | | | | | | | | | | | | | | | | | | | | | | | | | | | | | | | | | | | | | | | | | | | | | | | | | | | | | | | | | | | | | | | | | | | | | | | | | | | | | | | | | | | | | | | | | | | | | | | | | | | | | | | | | | | | | | | | | | | | | | | | | | | | | | | | | | | | | | | | | | | | | | | | | | | | | | | | | | | | | | | | | | | | | | | | | | | | | | | | | | | | | | | | | | | | | | | | | | | | | | | | | | | | | | | | | | | | | | | | | | | | | | | | | | | | | | | | | | | | | | | | | | | | | | | | | | | | | | | | | | | | | | | | | | | | | | | | | | | | | | | | | | | | | | | | | | | | | | | | | | | | | | | | | | | | | | | | | | | | | | | | | | | | | | | | | | | | | | | | | | | | | | | | | | | | | | | | | | | | | | | | | | | | | | | | | | | | | | | | | | | | | | | | | | | | | | | | | | | | | | | | | | | | | | | | | | | | | | | | | | | | | | | | | | | | | | | | | | | | | | | | | | | | | | | | | | | | | | | | | | | | | | | | | | | | | | | | | | | | | | | | | | | | | | | | | | | | | | | | | | | | | | | | | | | | | | | | | | | | | | | | | | | | | | | | | | | | | | | | | | | | | | | | | | | | | | | | | | | | | | | | | | | | | | | | | | | | | | | | | | | | | | | | | | | | | | | | | | | | | | | | | | | | | | | | |
| TOTAL | 19 | 97 | 5.1 | 15 | 0 | TOTAL | 31 | 151 | 4.9 | 19 | 2 | | | | | | | | | | | | | | | | | | | | | | | | | | | | | | | | | | | | | | | | | | | | | | | | | | | | | | | | | | | | | | | | | | | | | | | | | | | | | | | | | | | | | | | | | | | | | | | | | | | | | | | | | | | | | | | | | | | | | | | | | | | | | | | | | | | | | | | | | | | | | | | | | | | | | | | | | | | | | | | | | | | | | | | | | | | | | | | | | | | | | | | | | | | | | | | | | | | | | | | | | | | | | | | | | | | | | | | | | | | | | | | | | | | | | | | | | | | | | | | | | | | | | | | | | | | | | | | | | | | | | | | | | | | | | | | | | | | | | | | | | | | | | | | | | | | | | | | | | | | | | | | | | | | | | | | | | | | | | | | | | | | | | | | | | | | | | | | | | | | | | | | | | | | | | | | | | | | | | | | | | | | | | | | | | | | | | | | | | | | | | | | | | | | | | | | | | | | | | | | | | | | | | | | | | | | | | | | | | | | | | | | | | | | | | | | | | | | | | | | | | | | | | | | | | | | | | | | | | | | | | | | | | | | | | | | | | | | | | | | | | | | | | | | | | | | | | | | | | | | | | | | | | | | | | | | | | | | | | | | | | | | | | | | | | | | | | | | | | | | | | | | | | | | | | | | | | | | | | | | | | | | | | | | | | | | | | | | | | | | | | | | | | | | | | | | | | | | | | | | | | | | | | | | | | | | | | | | | | | | | | | | | | | | | | | | | | | | | | | | | | | | | | | | | | | | | | | | | | | | | | | | | | | | |
| PASSING | ATT | CMP | YDS | TKD/YD | TD | LG | IN | Rtg. | PASSING | ATT | CMP | YDS | TKD/YD | TD | LG | IN | Rtg. | W. Moon | 36 | 27 | 325 | 0/0 | 3 | 49 | 1 | 118.4 | J. Elway | 33 | 19 | 257 | 0/0 | 1 | 44 | 1 | 80.0 | S. Sewell | 1 | 1 | 10 | 0/0 | 0 | 10 | 0 | 108.3 | | | | | | | | | | | | | | | | | | | | | | | | | | | | | | | | | | | | | | | | | | | | | | | | | | | | | | | | | | | | | | | | | | | | | | | | | | | | | | | | | | | | | | | | | | | | | | | | | | | | | | | | | | | | | | | | | | | | | | | | | | | | | | | | | | | | | | | | | | | | | | | | | | | | | | | | | | | | | | | | | | | | | | | | | | | | | | | | | | | | | | | | | | | | | | | | | | | | | | | | | | | | | | | | | | | | | | | | | | | | | | | | | | | | | | | | | | | | | | | | | | | | | | | | | | | | | | | | | | | | | | | | | | | | | | | | | | | | | | | | | | | | | | | | | | | | | | | | | | | | | | | | | | | | | | | | | | | | | | | | | | | | | | | | | | | | | | | | | | | | | | | | | | | | | | | | | | | | | | | | | | | | | | | | | | | | | | | | | | | | | | | | | | | | | | | | | | | | | | | | | | | | | | | | | | | | | | | | | | | | | | | | | | | | | | | | | | | | | | | | | | | | | | | | | | | | | | | | | | | | | | | | | | | | | | | | | | | | | | | | | | | | | | | | | | | | | | | | | | | | | | | | | | | | | | | | | | | | | | | | | | | | | | | | | | | | | | | | | | | | | | | | | | | | | | | | | | | | | | | | | | | | | | | | | | | | | | | | | | | | | | | | | | | | | | | | | | | | | | | | | | | | | | | | | | | | | | | | | | | | | | | | | | | | | | | | | | |
| TOTAL | 36 | 27 | 325 | 0/0 | 3 | 49 | 1 | 118.4 | TOTAL | 34 | 20 | 267 | 0/0 | 1 | 44 | 1 | 81.4 | | | | | | | | | | | | | | | | | | | | | | | | | | | | | | | | | | | | | | | | | | | | | | | | | | | | | | | | | | | | | | | | | | | | | | | | | | | | | | | | | | | | | | | | | | | | | | | | | | | | | | | | | | | | | | | | | | | | | | | | | | | | | | | | | | | | | | | | | | | | | | | | | | | | | | | | | | | | | | | | | | | | | | | | | | | | | | | | | | | | | | | | | | | | | | | | | | | | | | | | | | | | | | | | | | | | | | | | | | | | | | | | | | | | | | | | | | | | | | | | | | | | | | | | | | | | | | | | | | | | | | | | | | | | | | | | | | | | | | | | | | | | | | | | | | | | | | | | | | | | | | | | | | | | | | | | | | | | | | | | | | | | | | | | | | | | | | | | | | | | | | | | | | | | | | | | | | | | | | | | | | | | | | | | | | | | | | | | | | | | | | | | | | | | | | | | | | | | | | | | | | | | | | | | | | | | | | | | | | | | | | | | | | | | | | | | | | | | | | | | | | | | | | | | | | | | | | | | | | | | | | | | | | | | | | | | | | | | | | | | | | | | | | | | | | | | | | | | | | | | | | | | | | | | | | | | | | | | | | | | | | | | | | | | | | | | | | | | | | | | | | | | | | | | | | | | | | | | | | | | | | | | | | | | | | | | | | | | | | | | | | | | | | | | | | | | | | | | | | | | | | | | | | | | | | | | | | | | | | | | | | | | | | | | | | | | | | | | | | | | | | | | | | | | | | | | | | | | | | | | | |
| PASS RECEIVING | NO | YDS | AVG | LG | TD | PASS RECEIVING | NO | YDS | AVG | LG | TD | H. Jeffries | 7 | 99 | 14.1 | 49 | 1 | V. Johnson | 5 | 78 | 15.6 | 44 | 1 | E. Givins | 6 | 111 | 18.5 | 29 | 0 | M. Young | 4 | 85 | 21.3 | 32 | 0 | C. Duncan | 6 | 40 | 6.7 | 11 | 1 | S. Sewell | 3 | 28 | 9.3 | 16 | 0 | S. Sharpe | 3 | 20 | 6.7 | 7 | 0 | R. Mattiel | 2 | 27 | 13.5 | 23 | 0 | D. Russell | 1 | 20 | 20.0 | 20 | 0 | C. Kay | 1 | 8 | 8.0 | 8 | 0 | G. Green | 1 | 1 | 1.0 | 1 | 0 | | | | | | | | | | | | | | | | | | | | | | | | | | | | | | | | | | | | | | | | | | | | | | | | | | | | | | | | | | | | | | | | | | | | | | | | | | | | | | | | | | | | | | | | | | | | | | | | | | | | | | | | | | | | | | | | | | | | | | | | | | | | | | | | | | | | | | | | | | | | | | | | | | | | | | | | | | | | | | | | | | | | | | | | | | | | | | | | | | | | | | | | | | | | | | | | | | | | | | | | | | | | | | | | | | | | | | | | | | | | | | | | | | | | | | | | | | | | | | | | | | | | | | | | | | | | | | | | | | | | | | | | | | | | | | | | | | | | | | | | | | | | | | | | | | | | | | | | | | | | | | | | | | | | | | | | | | | | | | | | | | | | | | | | | | | | | | | | | | | | | | | | | | | | | | | | | | | | | | | | | | | | | | | | | | | | | | | | | | | | | | | | | | | | | | | | | | | | | | | | | | | | | | | | | | | | | | | | | | | | | | | | | | | | | | | | | | | | | | | | | | | | | | | | | | | | | | | | | | | | | | | | | | | | | | | | | | | | | | | | | | | | | | | | | | | | | | | | | | | | | | | | | | | | | | | | | | | | | | | | | | | | | | | | | | | | | | | | | | | | | | | | | | | | | | | | | | | | | | | | | | | | | | | | | | | | | | | | | | | | | | | | | | | | | | | | | | | | | | | | | |
| TOTAL | 27 | 325 | 12.0 | 49 | 3 | TOTAL | 20 | 267 | 13.4 | 44 | 1 | | | | | | | | | | | | | | | | | | | | | | | | | | | | | | | | | | | | | | | | | | | | | | | | | | | | | | | | | | | | | | | | | | | | | | | | | | | | | | | | | | | | | | | | | | | | | | | | | | | | | | | | | | | | | | | | | | | | | | | | | | | | | | | | | | | | | | | | | | | | | | | | | | | | | | | | | | | | | | | | | | | | | | | | | | | | | | | | | | | | | | | | | | | | | | | | | | | | | | | | | | | | | | | | | | | | | | | | | | | | | | | | | | | | | | | | | | | | | | | | | | | | | | | | | | | | | | | | | | | | | | | | | | | | | | | | | | | | | | | | | | | | | | | | | | | | | | | | | | | | | | | | | | | | | | | | | | | | | | | | | | | | | | | | | | | | | | | | | | | | | | | | | | | | | | | | | | | | | | | | | | | | | | | | | | | | | | | | | | | | | | | | | | | | | | | | | | | | | | | | | | | | | | | | | | | | | | | | | | | | | | | | | | | | | | | | | | | | | | | | | | | | | | | | | | | | | | | | | | | | | | | | | | | | | | | | | | | | | | | | | | | | | | | | | | | | | | | | | | | | | | | | | | | | | | | | | | | | | | | | | | | | | | | | | | | | | | | | | | | | | | | | | | | | | | | | | | | | | | | | | | | | | | | | | | | | | | | | | | | | | | | | | | | | | | | | | | | | | | | | | | | | | | | | | | | | | | | | | | | | | | | | | | | | | | | | | | | | | | | | | | | | | | | | | | | | | | | | | | | | | | | | | | | |
| INTERCEPTIONS | NO | YDS | AVG | LG | TD | INTERCEPTIONS | NO | YDS | AVG | LG | TD | R. Johnson | 1 | 25 | 25.0 | 25 | 0 | S. Atwater | 1 | 0 | 0.0 | 0 | 0 | TOTAL | 1 | 25 | 25.0 | 25 | 0 | TOTAL | 1 | 0 | 0.0 | 0 | 0 | | | | | | | | | | | | | | | | | | | | | | | | | | | | | | | | | | | | | | | | | | | | | | | | | | | | | | | | | | | | | | | | | | | | | | | | | | | | | | | | | | | | | | | | | | | | | | | | | | | | | | | | | | | | | | | | | | | | | | | | | | | | | | | | | | | | | | | | | | | | | | | | | | | | | | | | | | | | | | | | | | | | | | | | | | | | | | | | | | | | | | | | | | | | | | | | | | | | | | | | | | | | | | | | | | | | | | | | | | | | | | | | | | | | | | | | | | | | | | | | | | | | | | | | | | | | | | | | | | | | | | | | | | | | | | | | | | | | | | | | | | | | | | | | | | | | | | | | | | | | | | | | | | | | | | | | | | | | | | | | | | | | | | | | | | | | | | | | | | | | | | | | | | | | | | | | | | | | | | | | | | | | | | | | | | | | | | | | | | | | | | | | | | | | | | | | | | | | | | | | | | | | | | | | | | | | | | | | | | | | | | | | | | | | | | | | | | | | | | | | | | | | | | | | | | | | | | | | | | | | | | | | | | | | | | | | | | | | | | | | | | | | | | | | | | | | | | | | | | | | | | | | | | | | | | | | | | | | | | | | | | | | | | | | | | | | | | | | | | | | | | | | | | | | | | | | | | | | | | | | | | | | | | | | | | | | | | | | | | | | | | | | | | | | | | | | | | | | | | | | | | | | | | | | | | | | | | | | | | | | | | | | | | | | | | | | | | | | | | | | | | | |
| PUNTING | NO | YDS | AVG | NET | TB | IN20 | LG | PUNTING | NO | YDS | AVG | NET | TB | IN20 | LG | G. Montgomery | 1 | 44 | 44.0 | 44.0 | 0 | 1 | 44 | M. Horan | 2 | 81 | 40.5 | 40.5 | 0 | 0 | 43 | TOTAL | 1 | 44 | 44.0 | 44.0 | 0 | 1 | 44 | TOTAL | 2 | 81 | 40.5 | 40.5 | 0 | 0 | 43 | | | | | | | | | | | | | | | | | | | | | | | | | | | | | | | | | | | | | | | | | | | | | | | | | | | | | | | | | | | | | | | | | | | | | | | | | | | | | | | | | | | | | | | | | | | | | | | | | | | | | | | | | | | | | | | | | | | | | | | | | | | | | | | | | | | | | | | | | | | | | | | | | | | | | | | | | | | | | | | | | | | | | | | | | | | | | | | | | | | | | | | | | | | | | | | | | | | | | | | | | | | | | | | | | | | | | | | | | | | | | | | | | | | | | | | | | | | | | | | | | | | | | | | | | | | | | | | | | | | | | | | | | | | | | | | | | | | | | | | | | | | | | | | | | | | | | | | | | | | | | | | | | | | | | | | | | | | | | | | | | | | | | | | | | | | | | | | | | | | | | | | | | | | | | | | | | | | | | | | | | | | | | | | | | | | | | | | | | | | | | | | | | | | | | | | | | | | | | | | | | | | | | | | | | | | | | | | | | | | | | | | | | | | | | | | | | | | | | | | | | | | | | | | | | | | | | | | | | | | | | | | | | | | | | | | | | | | | | | | | | | | | | | | | | | | | | | | | | | | | | | | | | | | | | | | | | | | | | | | | | | | | | | | | | | | | | | | | | | | | | | | | | | | | | | | | | | | | | | | | | | | | | | | | | | | | | | | | | | | | | | | | | | | | | | | | | | | | | | | | | | | | | | | | | | | | | | | | | | | | | | | | | | | | | | | |
| PUNT RETURNS | NO | YDS | AVG | FC | LG | TD | PUNT RETURNS | NO | YDS | AVG | FC | LG | TD | P. Coleman | 0 | 0 | 0.0 | 1 | — | 0 | (DOWNED) | 1 | 0 | 0.0 | 0 | — | 0 | (OUT OF BOUNDS) | 1 | 0 | 0.0 | 0 | — | 0 | RETURNS | 0 | 0 | 0.0 | 0 | — | 0 | | | | | | | | | | | | | | | | | | | | | | | | | | | | | | | | | | | | | | | | | | | | | | | | | | | | | | | | | | | | | | | | | | | | | | | | | | | | | | | | | | | | | | | | | | | | | | | | | | | | | | | | | | | | | | | | | | | | | | | | | | | | | | | | | | | | | | | | | | | | | | | | | | | | | | | | | | | | | | | | | | | | | | | | | | | | | | | | | | | | | | | | | | | | | | | | | | | | | | | | | | | | | | | | | | | | | | | | | | | | | | | | | | | | | | | | | | | | | | | | | | | | | | | | | | | | | | | | | | | | | | | | | | | | | | | | | | | | | | | | | | | | | | | | | | | | | | | | | | | | | | | | | | | | | | | | | | | | | | | | | | | | | | | | | | | | | | | | | | | | | | | | | | | | | | | | | | | | | | | | | | | | | | | | | | | | | | | | | | | | | | | | | | | | | | | | | | | | | | | | | | | | | | | | | | | | | | | | | | | | | | | | | | | | | | | | | | | | | | | | | | | | | | | | | | | | | | | | | | | | | | | | | | | | | | | | | | | | | | | | | | | | | | | | | | | | | | | | | | | | | | | | | | | | | | | | | | | | | | | | | | | | | | | | | | | | | | | | | | | | | | | | | | | | | | | | | | | | | | | | | | | | | | | | | | | | | | | | | | | | | | | | | | | | | | | | | | | | | | | | | | | | | | | | | | | | | | | | | | | | | | | | | | | | | | | | | | | | | |
| KICKOFF RETURNS | NO | YDS | AVG | FC | LG | TD | KICKOFF RETURNS | NO | YDS | AVG | FC | LG | TD | P. Coleman | 3 | 36 | 12.0 | 0 | 15 | 0 | A. Montgomery | 4 | 88 | 22.0 | 0 | 30 | 0 | A. Pinkett | 3 | 46 | 15.3 | 0 | 22 | 0 | (TOUCHBACK) | 1 | 0 | 0.0 | 0 | — | 0 | RETURNS | 4 | 88 | 22.0 | 0 | 30 | 0 | | | | | | | | | | | | | | | | | | | | | | | | | | | | | | | | | | | | | | | | | | | | | | | | | | | | | | | | | | | | | | | | | | | | | | | | | | | | | | | | | | | | | | | | | | | | | | | | | | | | | | | | | | | | | | | | | | | | | | | | | | | | | | | | | | | | | | | | | | | | | | | | | | | | | | | | | | | | | | | | | | | | | | | | | | | | | | | | | | | | | | | | | | | | | | | | | | | | | | | | | | | | | | | | | | | | | | | | | | | | | | | | | | | | | | | | | | | | | | | | | | | | | | | | | | | | | | | | | | | | | | | | | | | | | | | | | | | | | | | | | | | | | | | | | | | | | | | | | | | | | | | | | | | | | | | | | | | | | | | | | | | | | | | | | | | | | | | | | | | | | | | | | | | | | | | | | | | | | | | | | | | | | | | | | | | | | | | | | | | | | | | | | | | | | | | | | | | | | | | | | | | | | | | | | | | | | | | | | | | | | | | | | | | | | | | | | | | | | | | | | | | | | | | | | | | | | | | | | | | | | | | | | | | | | | | | | | | | | | | | | | | | | | | | | | | | | | | | | | | | | | | | | | | | | | | | | | | | | | | | | | | | | | | | | | | | | | | | | | | | | | | | | | | | | | | | | | | | | | | | | | | | | | | | | | | | | | | | | | | | | | | | | | | | | | | | | | | | | | | | | | | | | | | | | | | | | | | | | | | | | | | | | | | | | | |
| Houston Oilers | Fum | Own | Rec. | Yds | TD | FF | Rec. | Yds | TD | Own | Rec. | Yds | TD | FF | Rec. | Yds | TD | Denver Broncos | Fum | Own | Rec. | Yds | TD | FF | Rec. | Yds | TD | Own | Rec. | Yds | TD | FF | Rec. | Yds | TD | Own | Rec. | Yds | TD | FF | Rec. | Yds | TD | | | | | | | | | | | | | | | | | | | | | | | | | | | | | | | | | | | | | | | | | | | | | | | | | | | | | | | | | | | | | | | | | | | | | | | | | | | | | | | | | | | | | | | | | | | | | | | | | | | | | | | | | | | | | | | | | | | | | | | | | | | | | | | | | | | | | | | | | | | | | | | | | | | | | | | | | | | | | | | | | | | | | | | | | | | | | | | | | | | | | | | | | | | | | | | | | | | | | | | | | | | | | | | | | | | | | | | | | | | | | | | | | | | | | | | | | | | | | | | | | | | | | | | | | | | | | | | | | | | | | | | | | | | | | | | | | | | | | | | | | | | | | | | | | | | | | | | | | | | | | | | | | | | | | | | | | | | | | | | | | | | | | | | | | | | | | | | | | | | | | | | | | | | | | | | | | | | | | | | | | | | | | | | | | | | | | | | | | | | | | | | | | | | | | | | | | | | | | | | | | | | | | | | | | | | | | | | | | | | | | | | | | | | | | | | | | | | | | | | | | | | | | | | | | | | | | | | | | | | | | | | | | | | | | | | | | | | | | | | | | | | | | | | | | | | | | | | | | | | | | | | | | | | | | | | | | | | | | | | | | | | | | | | | | | | | | | | | | | | | | | | | | | | | | | | | | | | | | | | | | | | | | | | | | | | | | | | | | | | | | | | | | | | | | | | | | | | | | | | | | | | | | | | | | | | | | | | | | | | | | | | | | | | | | | | | | | | |
| F. Smith | 0 | 0 | 0 | 0 | 0 | 1 | 0 | 0 | 0 | 0 | 0 | 0 | 0 | 0 | 0 | 0 | 0 | G. Green | 1 | 0 | 0 | 0 | 0 | 0 | 0 | 0 | 0 | 0 | 0 | 0 | 0 | 0 | 0 | 0 | 0 | 0 | 0 | 0 | 0 | 0 | 0 | 0 | 0 | 0 | 0 | 0 | 0 | 0 | 0 | 0 | 0 | 0 | 0 | 0 | 0 | 0 | 0 | 0 | 0 | 0 | 0 | 0 | 0 | 0 | 0 | 0 | 0 | 0 | 0 | 0 | 0 | 0 | 0 | 0 | 0 | 0 | 0 | 0 | 0 | 0 | 0 | 0 | 0 | 0 | 0 | 0 | 0 | 0 | 0 | 0 | 0 | 0 | 0 | 0 | 0 | 0 | 0 | 0 | 0 | 0 | 0 | 0 | 0 | 0 | 0 | 0 | 0 | 0 | 0 | 0 | 0 | 0 | 0 | 0 | 0 | 0 | 0 | 0 | 0 | 0 | 0 | 0 | 0 | 0 | 0 | 0 | 0 | 0 | 0 | 0 | 0 | 0 | 0 | 0 | 0 | 0 | 0 | 0 | 0 | 0 | 0 | 0 | 0 | 0 | 0 | 0 | 0 | 0 | 0 | 0 | 0 | 0 | 0 | 0 | 0 | 0 | 0 | 0 | 0 | 0 | 0 | 0 | 0 | 0 | 0 | 0 | 0 | 0 | 0 | 0 | 0 | 0 | 0 | 0 | 0 | 0 | 0 | 0 | 0 | 0 | 0 | 0 | 0 | 0 | 0 | 0 | 0 | 0 | 0 | 0 | 0 | 0 | 0 | 0 | 0 | 0 | 0 | 0 | 0 | 0 | 0 | 0 | 0 | 0 | 0 | 0 | 0 | 0 | 0 | 0 | 0 | 0 | 0 | 0 | 0 | 0 | 0 | 0 | 0 | 0 | 0 | 0 | 0 | 0 | 0 | 0 | 0 | 0 | 0 | 0 | 0 | 0 | 0 | 0 | 0 | 0 | 0 | 0 | 0 | 0 | 0 | 0 | 0 | 0 | 0 | 0 | 0 | 0 | 0 | 0 | 0 | 0 | 0 | 0 | 0 | 0 | 0 | 0 | 0 | 0 | 0 | 0 | 0 | 0 | 0 | 0 | 0 | 0 | 0 | 0 | 0 | 0 | 0 | 0 | 0 | 0 | 0 | 0 | 0 | 0 | 0 | 0 | 0 | 0 | 0 | 0 | 0 | 0 | 0 | 0 | 0 | 0 | 0 | 0 | 0 | 0 | 0 | 0 | 0 | 0 | 0 | 0 | 0 | 0 | 0 | 0 | 0 | 0 | 0 | 0 | 0 | 0 | 0 | 0 | 0 | 0 | 0 | 0 | 0 | 0 | 0 | 0 | 0 | 0 | 0 | 0 | 0 | 0 | 0 | 0 | 0 | 0 | 0 | 0 | 0 | 0 | 0 | 0 | 0 | 0 | 0 | 0 | 0 | 0 | 0 | 0 | 0 | 0 | 0 | 0 | 0 | 0 | 0 | 0 | 0 | 0 | 0 | 0 | 0 | 0 | 0 | 0 | 0 | 0 | 0 | 0 | 0 | 0 | 0 | 0 | 0 | 0 | 0 | 0 | 0 | 0 | 0 | 0 | 0 | 0 | 0 | 0 | 0 | 0 | 0 | 0 | 0 | 0 | 0 | 0 | 0 | 0 | 0 | 0 | 0 | 0 | 0 | 0 | 0 | 0 | 0 | 0 | 0 | 0 | 0 | 0 | 0 | 0 | 0 | 0 | 0 | 0 | 0 | 0 | 0 | 0 | 0 | 0 | 0 | 0 | 0 | 0 | 0 | 0 | 0 | 0 | 0 | 0 | 0 | 0 | 0 | 0 | 0 | 0 | 0 | 0 | 0 | 0 | 0 | 0 | 0 | 0 | 0 | 0 | 0 | 0 | 0 | 0 | 0 | 0 | 0 | 0 | 0 | 0 | 0 | 0 | 0 | 0 | 0 | 0 | 0 | 0 | 0 | 0 | 0 | 0 | 0 | 0 | 0 | 0 | 0 | 0 | 0 | 0 | 0 | 0 | 0 | 0 | 0 | 0 | 0 | 0 | 0 | 0 | 0 | 0 | 0 | 0 | 0 | 0 | 0 | 0 | 0 | 0 | 0 | 0 | 0 | 0 | 0 | 0 | 0 | 0 | 0 | 0 | 0 | 0 | 0 | 0 | 0 | 0 | 0 | 0 | 0 | 0 | 0 | 0 | 0 | 0 | 0 | 0 | 0 | 0 | 0 | 0 | 0 | 0 | 0 | 0 | 0 | 0 | 0 | 0 | 0 | 0 | 0 | 0 | 0 | 0 | 0 | 0 | 0 | 0 | 0 | 0 | 0 | 0 | 0 | 0 | 0 | 0 | 0 | 0 | 0 | 0 | 0 | 0 | 0 | 0 | 0 | 0 | 0 | 0 | 0 | 0 | 0 | 0 | 0 | 0 | 0 | 0 | 0 | 0 | 0 | 0 | 0 | 0 | 0 | 0 | 0 | 0 | 0 | 0 | 0 | 0 | 0 | 0 | 0 | 0 | 0 | 0 | 0 | 0 | 0 | 0 | 0 | 0 | 0 | 0 | 0 | 0 | 0 | 0 | 0 | 0 | 0 | 0 | 0 | 0 | 0 | 0 | 0 | 0 | 0 | 0 | 0 | 0 | 0 | 0 | 0 | 0 | 0 | 0 | 0 | 0 | 0 | 0 | 0 | 0 | 0 | 0 | 0 | 0 | 0 | 0 | 0 | 0 | 0 | 0 | 0 | 0 | 0 | 0 | 0 | 0 | 0 | 0 | 0 | 0 | 0 | 0 | 0 | 0 | 0 | 0 | 0 | 0 | 0 | 0 | 0 | 0 | 0 | 0 | 0 | 0 | 0 | 0 | 0 | 0 | 0 | 0 | 0 | 0 | 0 | 0 | 0 | 0 | 0 | 0 |



San Francisco 55, Denver 10

Sunday, Jan. 28, 1990 • 4:23 p.m. CST • Louisiana Superdome • New Orleans

WEATHER: Indoors • ATTENDANCE: 72,919 • TIME: 3:21

Super Bowl XXIV



The San Francisco 49ers captured their fourth World Championship with a 55-10 victory over Denver in Super Bowl XXIV at the Louisiana Superdome in front of 72,919 fans. San Francisco quarterback Joe Montana completed 22-of-29 passes for 297 yards and five touchdowns—three to wide receiver Jerry Rice.

The 49ers scored two touchdowns in every quarter and out-gained the Broncos 461 yards to 167. After stopping Denver on the game's initial possession, San Francisco drove 66 yards in 10 plays, scoring on a 20-yard pass from Montana to Rice. The Broncos' next possession covered 49 yards in 10 plays and resulted in a 42-yard field goal by David Treadwell.

After limiting the 49ers to four yards on their next drive, Denver took possession on its own 49, but on first down, running back Bobby Humphrey fumbled and defensive end Kevin Fagan recovered for San Francisco on its 46. That turnover led to a 7-yard touchdown pass from Montana to tight end Brent Jones, and after a failed extra point attempt, San Francisco led 13-3 with 3 seconds left in the first quarter.

The Broncos failed to cross midfield in the second period while the 49ers scored on a 1-yard run by running back Tom Rathman and a 38-yard pass from Montana to Rice.

San Francisco was unable to move the ball on the initial drive of the second half, but Elway was intercepted on the first play of Denver's next drive to give the 49ers possession on the Broncos' 28. On first down, Montana threw a touchdown pass to Rice to put his team up 34-3.

The next Denver drive also ended with an interception, leading to a 35-yard scoring pass from Montana to John Taylor.

The Broncos, spurred by a 34-yard run by Humphrey, moved 61 yards in five plays and a penalty to score on a 3-yard run by Elway. San Francisco roared back with an 11-play, 75-yard drive that ended with a 3-yard touchdown run by Rathman. Following another Broncos fumble, running back Roger Craig plowed one yard into the end zone to round out the scoring.

OFFICIALS:

Referee — Dick Jorgensen (60); **Umpire** — Hendi Ancich (115); **Line Judge** — Ron Blum (83); **Side Judge** — Gerry Austin (34); **Head Linesman** — Earnie Frantz (111); **Back Judge** — Al Jury (106); **Field Judge** — Don Orr (77).

| | | 1 | 2 | 3 | 4 | OT | TOTAL | FIELD GOALS (made () & missed) | |
|---------|---------------------|----|----|----|----|----|-------|---------------------------------|--|
| VISITOR | San Francisco 49ers | 13 | 14 | 14 | 14 | — | 55 | | |
| HOME | Denver Broncos | 3 | 0 | 7 | 0 | — | 10 | D. Treadwell (42) | |

| Team | Qtr | Clock Time | PLAY DESCRIPTION (Extra Point) (Drive Info) | Score Visitor | Score Home |
|---------|-----|------------|---|---------------|------------|
| NINERS | 1 | 4:54 | J. Rice 20 yd. pass from J. Montana (M. Cofer, kick) (10-66, 3:59) | 7 | 0 |
| BRONCOS | 1 | 8:13 | D. Treadwell 42 yd. Field Goal (10-49, 3:19) | 7 | 3 |
| NINERS | 1 | 14:57 | B. Jones 7 yd. pass from J. Montana (No good, WR) (10-54, 5:15) | 13 | 3 |
| NINERS | 2 | 7:45 | T. Rathman 1 yd. run (M. Cofer, kick) (14-69, 7:07) | 20 | 3 |
| NINERS | 2 | 14:26 | J. Rice 38 yd. pass from J. Montana (M. Cofer, kick) (5-59, 1:04) | 27 | 3 |
| NINERS | 3 | 2:12 | J. Rice 28 yd. pass from J. Montana (M. Cofer, kick) (1-28, 0:06) | 34 | 3 |
| NINERS | 3 | 5:16 | J. Taylor 35 yd. pass from J. Montana (M. Cofer, kick) (2-37, 0:48) | 41 | 3 |
| BRONCOS | 3 | 8:07 | J. Elway 3 yd. run (D. Treadwell, kick) (5-61, 2:51) | 41 | 10 |
| NINERS | 4 | 0:03 | T. Rathman 3 yd. run (M. Cofer, kick) (11-75, 6:56) | 48 | 10 |
| NINERS | 4 | 1:13 | R. Craig 1 yd. run (M. Cofer, kick) (1-1, 0:04) | 55 | 10 |

DENVER BRONCOS

| OFFENSE | | | DEFENSE | | |
|---------|-------------|---------|----------------|--|--|
| WR 82 | V. Johnson | LE 92 | A. Carreker | | |
| LT 60 | G. Perry | NT 71 | G. Kragen | | |
| LG 66 | J. Juriga | RE 90 | R. Holmes | | |
| C 72 | K. Kartz | LOLB 56 | M. Brooks | | |
| RG 67 | D. Widell | LILB 55 | R. Dennison | | |
| RT 76 | K. Lanier | RILB 77 | K. Mecklenburg | | |
| TE 89 | O. Mobley | ROLB 73 | S. Fletcher | | |
| WR 80 | M. Jackson | LCB 34 | T. Braxton | | |
| QB 7 | J. Elway | RCB 24 | W. Henderson | | |
| RB 30 | S. Sewell | SS 49 | D. Smith | | |
| RB 26 | B. Humphrey | FS 27 | S. Atwater | | |

BRONCOS SUBSTITUTIONS: P 2 M. Horan, QB 8 G. Kubiak, K 9 D. Treadwell, RB 23 S. Winder, S 25 K. Corrington, CB 29 D. Carrington, RB 32 M. Bratton, RB 35 K. Bell, CB 36 M. Haynes, S 48 R. Robbins, LB 51 M. Munford, G/C 54 K. Bishop, LB 58 S. Curtis, LB 59 T. Lucas, DE/NT 61 A. Townsend, G 65 M. Smith, DE/NT 68 B. Henke, WR 83 M. Young, WR 84 R. Nattiel, TE 86 P. Green, TE 88 C. Kay, DE 91 W. Powers, LB 97 B. Klosterman. **INACTIVE:** RB 40 J. Alexander, C 57 M. Ruether.

SAN FRANCISCO 49ERS

| OFFENSE | | | DEFENSE | | |
|---------|-------------|---------|------------|--|--|
| WR 82 | J. Taylor | LE 78 | P. Holt | | |
| LT 77 | W. Paris | RE 95 | M. Carter | | |
| LG 62 | G. McIntyre | NT 75 | K. Fagan | | |
| C 61 | J. Sapolu | LOLB 94 | C. Haley | | |
| RG 69 | B. Collie | LILB 54 | M. Millen | | |
| RT 79 | H. Barton | RILB 99 | M. Walter | | |
| TE 84 | B. Jones | ROLB 58 | K. Turner | | |
| WR 80 | J. Rice | LCB 26 | D. Pollard | | |
| QB 16 | J. Montana | RCB 29 | D. Griffin | | |
| RB 33 | R. Craig | SS 31 | C. Brooks | | |
| RB 44 | T. Rathman | FS 42 | R. Lott | | |

49ERS SUBSTITUTIONS: K 6 M. Cofer, QB 8 S. Young, P 9 B. Helton, CB 21 E. Wright, CB 22 T. McKyer, RB 23 S. Tillman, RB 24 H. Sydney, RB 32 T. Flagler, S 40 J. Jackson, LB 53 B. Romanowski, LB 56 S. Hendrickson, LB 59 K. DeLong, C/G 60 C. Thomas, NT 64 J. Burt, G 66 T. Tausch, NT 67 P. Kulger, T 74 S. Wallace, TE 81 J. Williams, WR 85 M. Wilson, WR 88 M. Sherrard, TE 89 W. Walls, DE 91 L. Roberts, DE/LB 96 D. Stubbs. **INACTIVE:** QB 13 S. Bono, LB 98 A. Goss.

FINAL INDIVIDUAL STATISTICS

| San Francisco 49ers | | | | | | | | | | | | Denver Broncos | | | | | | | | | | | | | | | | | |
|---------------------|--|-----|------|----------|------|-----|-------------|-----------------|----------|-----------|----------|----------------|------|-----------|------|-----------------|------|-----------|------|----------|------|------|----------|-----|------|------|----|---|------|
| RUSHING | | ATT | YDS | AVG | LG | TD | RUSHING | | ATT | YDS | AVG | LG | TD | RUSHING | | ATT | YDS | AVG | LG | TD | | | | | | | | | |
| R. Craig | | 20 | 69 | 3.5 | 18 | 1 | B. Humphrey | | 12 | 61 | 5.1 | 34 | 0 | J. Elway | | 4 | 8 | 2.0 | 3t | 1 | | | | | | | | | |
| T. Rathman | | 11 | 38 | 3.5 | 18 | 2 | J. Elway | | 4 | 8 | 2.0 | 3t | 1 | S. Winder | | 1 | -5 | -5.0 | -5 | 0 | | | | | | | | | |
| J. Montana | | 2 | 15 | 7.5 | 10 | 0 | | | | | | | | | | | | | | | | | | | | | | | |
| T. Flagler | | 6 | 14 | 2.3 | 10 | 0 | | | | | | | | | | | | | | | | | | | | | | | |
| S. Young | | 4 | 6 | 1.5 | 11 | 0 | | | | | | | | | | | | | | | | | | | | | | | |
| H. Sydney | | 1 | 2 | 2.0 | 2 | 0 | | | | | | | | | | | | | | | | | | | | | | | |
| TOTAL | | 44 | 144 | 3.3 | 18 | 3 | TOTAL | | 17 | 64 | 3.8 | 34 | 1 | TOTAL | | 17 | 64 | 3.8 | 34 | 1 | | | | | | | | | |
| PASSING | | ATT | CMP | YDS | TD | LG | INT | Rtg. | PASSING | | ATT | CMP | YDS | TD | LG | INT | Rtg. | PASSING | | ATT | CMP | YDS | TD | LG | INT | Rtg. | | | |
| J. Montana | | 29 | 22 | 297 | 1/0 | 5 | 38t | 0 | 147.6 | J. Elway | | 26 | 10 | 108 | 4/30 | 0 | 27 | 2 | 19.4 | J. Elway | | 26 | 10 | 108 | 4/30 | 0 | 27 | 2 | 19.4 |
| S. Young | | 3 | 2 | 20 | 0/0 | 0 | 13 | 0 | 85.4 | G. Kubiak | | 3 | 1 | 28 | 2/3 | 0 | 28 | 0 | 68.8 | S. Young | | 3 | 2 | 20 | 0/0 | 0 | 13 | 0 | 85.4 |
| TOTAL | | 32 | 24 | 317 | 1/0 | 5 | 38t | 0 | 145.4 | TOTAL | | 29 | 11 | 136 | 6/33 | 0 | 28 | 2 | 24.5 | TOTAL | | 29 | 11 | 136 | 6/33 | 0 | 28 | 2 | 24.5 |
| PASS RECEIVING | | NO | | YDS | AVG | LG | TD | PASS RECEIVING | | NO | | YDS | AVG | LG | TD | PASS RECEIVING | | NO | | YDS | AVG | LG | TD | | | | | | |
| J. Rice | | 7 | | 148 | 21.1 | 38t | 3 | B. Humphrey | | 3 | | 38 | 12.7 | 27 | 0 | B. Humphrey | | 3 | | 38 | 12.7 | 27 | 0 | | | | | | |
| R. Craig | | 5 | | 34 | 6.8 | 12 | 0 | S. Sewell | | 2 | | 22 | 11.0 | 12 | 0 | S. Sewell | | 2 | | 22 | 11.0 | 12 | 0 | | | | | | |
| T. Rathman | | 4 | | 43 | 10.8 | 18 | 0 | V. Johnson | | 2 | | 21 | 10.5 | 13 | 0 | V. Johnson | | 2 | | 21 | 10.5 | 13 | 0 | | | | | | |
| J. Taylor | | 3 | | 49 | 16.3 | 35t | 1 | R. Nattiel | | 1 | | 28 | 28.0 | 28 | 0 | R. Nattiel | | 1 | | 28 | 28.0 | 28 | 0 | | | | | | |
| M. Sherrard | | 1 | | 13 | 13.0 | 13 | 0 | M. Bratton | | 1 | | 14 | 14.0 | 14 | 0 | M. Bratton | | 1 | | 14 | 14.0 | 14 | 0 | | | | | | |
| W. Walls | | 1 | | 9 | 9.0 | 9 | 0 | S. Winder | | 1 | | 7 | 7.0 | 7 | 0 | S. Winder | | 1 | | 7 | 7.0 | 7 | 0 | | | | | | |
| B. Jones | | 1 | | 7 | 7.0 | 7t | 1 | C. Kay | | 1 | | 6 | 6.0 | 6 | 0 | C. Kay | | 1 | | 6 | 6.0 | 6 | 0 | | | | | | |
| H. Sydney | | 1 | | 7 | 7.0 | 7 | 0 | | | | | | | | | | | | | | | | | | | | | | |
| J. Williams | | 1 | | 7 | 7.0 | 7 | 0 | | | | | | | | | | | | | | | | | | | | | | |
| TOTAL | | 24 | | 317 | 13.2 | 38t | 5 | TOTAL | | 11 | | 136 | 12.4 | 28 | 0 | TOTAL | | 11 | | 136 | 12.4 | 28 | 0 | | | | | | |
| INTERCEPTIONS | | NO | | YDS | AVG | LG | TD | INTERCEPTIONS | | NO | | YDS | AVG | LG | TD | INTERCEPTIONS | | NO | | YDS | AVG | LG | TD | | | | | | |
| M. Walter | | 1 | | 4 | 4.0 | 4 | 0 | M. Horan | | 6 | | 231 | 38.5 | 32.2 | 0 | M. Walter | | 1 | | 4 | 4.0 | 4 | 0 | | | | | | |
| C. Brooks | | 1 | | 38 | 38.0 | 38 | 0 | | | | | | | | | C. Brooks | | 1 | | 38 | 38.0 | 38 | 0 | | | | | | |
| TOTAL | | 2 | | 42 | 21.0 | 38 | 0 | TOTAL | | 0 | | 0 | 0.0 | — | 0 | TOTAL | | 0 | | 0 | 0.0 | — | 0 | | | | | | |
| PUNTING | | NO | YDS | AVG | NET | TB | INT | LG | PUNTING | | NO | YDS | AVG | NET | TB | INT | LG | PUNTING | | NO | YDS | AVG | NET | TB | INT | LG | | | |
| B. Helton | | 4 | 158 | 39.5 | 36.8 | 0 | 2 | 47 | M. Horan | | 6 | 231 | 38.5 | 32.2 | 0 | 0 | 4 | B. Helton | | 4 | 158 | 39.5 | 36.8 | 0 | 2 | 47 | | | |
| TOTAL | | 4 | 158 | 39.5 | 36.8 | 0 | 2 | 47 | TOTAL | | 6 | 231 | 38.5 | 32.2 | 0 | 0 | 4 | TOTAL | | 4 | 158 | 39.5 | 36.8 | 0 | 2 | 47 | | | |
| PUNT RETURNS | | NO | YDS | AVG | FC | LG | TD | PUNT RETURNS | | NO | YDS | AVG | FC | LG | TD | PUNT RETURNS | | NO | YDS | AVG | FC | LG | TD | | | | | | |
| J. Taylor | | 3 | 38 | 12.7 | 2 | 17 | 0 | V. Johnson | | 2 | 11 | 5.5 | 1 | 7 | 0 | V. Johnson | | 2 | 11 | 5.5 | 1 | 7 | 0 | | | | | | |
| (OUT OF BOUNDS) | | 1 | 0 | 0.0 | 0 | — | 0 | (DOWNED) | | 1 | 0 | 0.0 | 0 | — | 0 | (DOWNED) | | 1 | 0 | 0.0 | 0 | — | 0 | | | | | | |
| RETURNS | | 3 | 38 | 12.7 | 2 | 17 | 0 | RETURNS | | 2 | 11 | 5.5 | 1 | 7 | 0 | RETURNS | | 2 | 11 | 5.5 | 1 | 7 | 0 | | | | | | |
| KICKOFF RETURNS | | NO | YDS | AVG | FC | LG | TD | KICKOFF RETURNS | | NO | YDS | AVG | FC | LG | TD | KICKOFF RETURNS | | NO | YDS | AVG | FC | LG | TD | | | | | | |
| T. Flagler | | 3 | 49 | 16.3 | 0 | 22 | 0 | D. Carrington | | 6 | 146 | 24.3 | 0 | 39 | 0 | D. Carrington | | 6 | 146 | 24.3 | 0 | 39 | 0 | | | | | | |
| | | | | | | | | K. Bell | | 2 | 41 | 20.5 | 0 | 24 | 0 | K. Bell | | 2 | 41 | 20.5 | 0 | 24 | 0 | | | | | | |
| | | | | | | | | M. Bratton | | 1 | 9 | 9.0 | 0 | 9 | 0 | M. Bratton | | 1 | 9 | 9.0 | 0 | 9 | 0 | | | | | | |
| RETURNS | | 3 | 49 | 16.3 | 0 | 22 | 0 | RETURNS | | 9 | 196 | 21.8 | 0 | 39 | 0 | RETURNS | | 9 | 196 | 21.8 | 0 | 39 | 0 | | | | | | |
| San Francisco 49ers | | Fum | Lost | Own Rec. | Yds | TD | FF | Rec. | Yds | TD | Out Bnds | Denver Broncos | | Fum | Lost | Own Rec. | Yds | TD | FF | Rec. | Yds | TD | Out Bnds | | | | | | |
| K. Fagan | | 0 | 0 | 0 | 0 | 0 | 1 | 0 | 0 | 0 | 0 | B. Humphrey | | 1 | 1 | 0 | 0 | 0 | 0 | 0 | 0 | 0 | 0 | | | | | | |
| C. Brooks | | 0 | 0 | 0 | 0 | 0 | 1 | 0 | 0 | 0 | 0 | J. Elway | | 2 | 1 | 1 | -1 | 0 | 0 | 0 | 0 | 0 | 0 | | | | | | |
| D. Griffin | | 0 | 0 | 0 | 0 | 0 | 1 | 0 | 0 | 0 | 0 | | | | | | | | | | | | | | | | | | |
| D. Stubbs | | 0 | 0 | 0 | 0 | 0 | 1 | 15 | 0 | 0 | 0 | | | | | | | | | | | | | | | | | | |
| TOTAL | | 0 | 0 | 0 | 0 | 0 | 2 | 2 | 15 | 0 | 0 | TOTAL | | 3 | 2 | 1 | -1 | 0 | 0 | 0 | 0 | 0 | 0 | | | | | | |

FINAL TEAM STATISTICS

| | 49ERS | BRONCOS | | 49ERS | BRONCOS |
|--|----------|----------|---|--------|---------|
| TOTAL FIRST DOWNS | 28 | 12 | PUNTS Number and Average | 4-39.5 | 6-38.5 |
| By Rushing | 14 | 5 | Had Blocked | 0 | 0 |
| By Passing | 14 | 6 | FGs — PATS Had Blocked | 0 | 0-0 |
| By Penalty | 0 | 1 | TOTAL RETURN YARDAGE (Not Including Kickoffs) | 80 | 11 |
| THIRD DOWN EFFICIENCY | 8-15-53% | 3-11-27% | No. and Yards Punt Returns | 3-38 | 2-11 |
| FOURTH DOWN EFFICIENCY | 2-2-100% | 0-0-0% | No. and Yards Kickoff Returns | 3-49 | 9-196 |
| TOTAL NET YARDS | 461 | 167 | No. and Yards Interception Returns | 2-42 | 0-0 |
| Total Offensive Plays (inc. times thrown passing) | 77 | 52 | PENALTIES Number and Yards | 4-38 | 0-0 |
| Average gain per offensive play | 6.0 | 3.2 | FUMBLES Number and Lost | 0-0 | 3-2 |
| NET YARDS RUSHING | 144 | 64 | TOUCHDOWNS | 8 | 1 |
| Total Rushing Plays | 44 | 17 | Rushing | 3 | 1 |
| Average gain per rushing play | 3.3 | 3.8 | Passing | 5 | 0 |
| NET YARDS PASSING | 317 | 103 | EXTRA POINTS Made-Attempts | 7-8 | 1-1 |
| Times thrown — yards lost attempting to pass | 1-0 | 6-33 | FIELD GOALS Made-Attempts | 0-0 | 1-1 |
| Gross yards passing | 317 | 136 | SAFETIES | 0 | 0 |
| PASS ATTEMPTS-COMPLETIONS-HAD INTERCEPTED | 32-24-0 | 29-11-2 | FINAL SCORE | 55 | 10 |
| Average gain per pass play (inc. # thrown passing) | 9.6 | 2.9 | TIME OF POSSESSION | 39:31 | 20:29 |
| KICKOFFS Number-In End Zone-Touchbacks | 9-3-0 | 3-0-0 | | | |



Denver 37, Cleveland 21

Sunday, Jan. 14, 1990 • 11:30 a.m. MST • Mile High Stadium • Denver

WEATHER: Sunny, 53°, Wind W 10 mph • ATTENDANCE: 76,005 • TIME: 3:28

1989 AFC Championship Game

The Denver Broncos won their third American Football Conference Championship in four years with a dynamic 37-21 victory over Cleveland before 76,005 fans at Mile High Stadium.

Broncos quarterback John Elway threw for 385 yards and three touchdowns, running back Sammy Winder tied a Denver postseason record with two touchdowns and strong safety Dennis Smith nabbed two of the Broncos' three interceptions. Denver also totaled 497 yards of total offense.

The Broncos took the opening kickoff and drove to the Cleveland 1, but on third down, Elway's pitch to running back Bobby Humphrey was fumbled and the Browns' Andrew Stewart recovered on the 8. With 5 minutes left in the first quarter, Smith picked off a Bernie Kosar pass and returned it to the Cleveland 32. Denver moved to the Cleveland 12 but had to settle for a 29-yard field goal by David Treadwell.

Neither team mounted scoring drives until the Broncos took possession on their own 18 with 6:54 left in the half. On first down, Elway hit wide receiver Mark Jackson for 12 yards, and three plays later he connected with wide receiver Michael Young for a 70-yard touchdown play. The Browns took the opening kickoff of the second half and drove 70 yards in eight plays, scoring a 27-yard pass from Kosar to Brian Brennan. Denver roared right back on its next possession, going 80 yards in six plays and scoring on a 5-yard pass from Elway to tight end Orson Mobley. The key play on that drive was a 53-yard pass from Elway to Young. Cleveland was unable to move the ball and punted back to Denver. The Browns moved from their own 40, and buoyed by a 25-yard run by Elway, covered 60 yards in six plays and scored on a 7-yard run by Winder, making the score 24-7.

The Browns needed just six plays to go 72 yards and score on a 10-yard Kosar-to-Brennan pass, and two plays into Denver's next drive, Cleveland's Felix Wright recovered a Denver fumble and returned it to the Broncos' 1. On second down, Tim Manoa barreled over from the 2, cutting Denver's lead to 24-21 with one second left in the third quarter. The Broncos shut out the Browns in the final quarter while posting 13 points. Their initial drive of the quarter covered 80 yards in 6 plays and ended with a 39-yard touchdown pass from Elway to Winder. Denver's Kip Corrington intercepted Kosar to set the Broncos up on the Cleveland 39. Denver got as far as the Browns' 17 but had to settle for a 34-yard Treadwell field goal. Smith grabbed his second interception to end the Browns' next drive, leading to a 31-yard field goal.

OFFICIALS:

Referee — Dick Hantak (105); **Umpire** — Art Demmas (78); **Line Judge** — Bill Reynolds (53); **Side Judge** — Nate Jones (97); **Head Linesman** — Dale Williams (8); **Back Judge** — Paul Batz (22); **Field Judge** — Jack Vaughan (93).

| | | 1 | 2 | 3 | 4 | OT | TOTAL | FIELD GOALS (made () & missed) | |
|---------|------------------|------------|---|----|----|----|-------|---------------------------------|------|
| VISITOR | Cleveland Browns | 0 | 0 | 21 | 0 | — | 21 | | |
| HOME | Denver Broncos | 3 | 7 | 14 | 13 | — | 37 | D. Treadwell (29) 54B (34) (31) | |
| Team | Qtr | Clock Time | PLAY DESCRIPTION (Extra Point) (Drive Info) | | | | | SCORE | |
| | | | | | | | | Visitor | Home |
| BRONCOS | 1 | 12:59 | D. Treadwell 29 yd. Field Goal (5-20, 2:46) | | | | | 0 | 3 |
| BRONCOS | 2 | 9:03 | M. Young 70 yd. pass from J. Elway (D.Treadwell, kick) (4-82, 0:57) | | | | | 0 | 10 |
| BROWNS | 3 | 3:19 | B. Brennan 27 yd. pass from B. Kosar (M. Bahr, kick) (8-70, 3:19) | | | | | 7 | 10 |
| BRONCOS | 3 | 7:00 | O. Mobley 5 yd. pass from J. Elway (D. Treadwell, kick) (6-80, 3:41) | | | | | 7 | 17 |
| BRONCOS | 3 | 10:41 | S. Winder 7 yd. run (D. Treadwell, kick) (6-60, 2:41) | | | | | 7 | 24 |
| BROWNS | 3 | 12:48 | B. Brennan 10 yd. pass from B. Kosar (M. Bahr, kick) (6-72, 2:07) | | | | | 14 | 24 |
| BROWNS | 3 | 14:59 | T. Manoa 2 yd. run (M. Bahr, kick) (2-1, 1:12) | | | | | 21 | 24 |
| BRONCOS | 4 | 2:25 | S. Winder 39 yd. pass from J. Elway (D. Treadwell, kick) (6-80, 2:26) | | | | | 21 | 31 |
| BRONCOS | 4 | 6:38 | D. Treadwell 34 yd. Field Goal (7-22, 3:48) | | | | | 21 | 34 |
| BRONCOS | 4 | 13:00 | D. Treadwell 31 yd. Field Goal (10-34, 6:50) | | | | | 21 | 37 |

DENVER BRONCOS

| OFFENSE | DEFENSE |
|-------------------|------------------------|
| WR 82 V. Johnson | LE 92 A. Carreker |
| LT 60 G. Perry | NT 71 G. Kragen |
| LG 66 J. Juriga | RE 90 R. Holmes |
| C 72 K. Kartz | LOLB 56 M. Brooks |
| RG 67 D. Widell | LILB 55 R. Dennison |
| RT 76 K. Lanier | RILB 77 K. Mecklenburg |
| TE 87 P. Kelly | ROLB 73 S. Fletcher |
| WR 80 M. Jackson | LCB 34 T. Braxton |
| QB 7 J. Elway | RCB 24 W. Henderson |
| FB 32 M. Bratton | SS 49 D. Smith |
| RB 26 B. Humphrey | FS 27 S. Atwater |

BRONCOS SUBSTITUTIONS: P 2 M. Horan, QB 8 G. Kubiak, K 9 D. Treadwell, RB 23 S. Winder, S 25 K. Corrington, CB 29 D. Carrington, RB 30 S. Sewell, RB 35 K. Bell, CB 36 M. Haynes, S 48 R. Robbins, LB 51 M. Munford, G/C 54 K. Bishop, LB 58 S. Curtis, LB 59 T. Lucas, DE/NT 61 A. Townsend, G 65 M. Smith, DE/NT 68 B. Henke, WR 83 M. Young, WR 84 R. Nattiel, TE 88 C. Kay, TE 89 O. Mobley, DE 91 W. Powers, LB 97 B. Klosterman. **INACTIVE:** RB 40 J. Alexander, C 57 M. Ruether.

CLEVELAND BROWNS

| OFFENSE | DEFENSE |
|--------------------|----------------------|
| WR 84 W. Slaughter | LDE 60 A. Baker |
| LT 74 P. Farren | LDOT 78 C. Hairston |
| LG 68 T. Banker | RDT 92 M. Perry |
| C 73 G. Rakoczy | RDE 97 R. Banks |
| RG 66 T. Jones | LLB 57 C. Matthews |
| RT 63 C. Risien | MLB 59 M. Johnson |
| TE 82 O. Newsome | RLB 56 D. Grayson |
| WR 88 R. Langhorne | LCB 31 F. Minnifield |
| QB 19 B. Kosar | RCB 29 H. Dixon |
| RB 21 E. Metcalf | SS 22 F. Wright |
| FB 34 K. Mack | FS 30 T. Gash |

BROWNS SUBSTITUTIONS: K 9 M. Bahr, QB 10 M. Pagel, P 15 B. Wagner, CB 23 M. Harper, RB 26 K. Jones, RB 33 M. Oliphant, RB 35 B. Redden, S 40 K. Kramer, FB 42 T. Manoa, S 49 R. Lyons, LB 50 V. Walters, LB 51 E. Johnson, LB 58 C. Charlton, C 64 T. Baugh, DE 71 T. Gibson, DL 75 C. Pike, T 77 R. Bolden, WR 85 L. Tillman, WR 86 B. Brennan, TE 87 R. Middleton, WR 89 G. McNeil, DE 96 A. Stewart. **DID NOT PLAY:** DB 24 T. Blaylock. **INACTIVE:** T 70 K. Simons, T 72 K. Robbins.

FINAL INDIVIDUAL STATISTICS

| Cleveland Browns | | | | | | | | | | Denver Broncos | | | | | | | | | |
|------------------|-----|------|------|----------------|-----|----------------|-----------------|----------|----------|----------------|------------|------|---------|------|-----|----|-------|---|--|
| RUSHING | ATT | YDS | AVG | LG | TD | RUSHING | ATT | YDS | AVG | LG | TD | | | | | | | | |
| K. Mack | 6 | 36 | 6.0 | 19 | 0 | J. Elway | 5 | 39 | 7.8 | 25 | 0 | | | | | | | | |
| B. Kosar | 2 | 22 | 11.0 | 16 | 0 | S. Winder | 21 | 37 | 1.8 | 9 | 1 | | | | | | | | |
| T. Manoa | 2 | 5 | 2.5 | 3 | 1 | B. Humphrey | 8 | 23 | 2.9 | 9 | 0 | | | | | | | | |
| E. Metcalf | 3 | 4 | 1.3 | 2 | 0 | S. Sewell | 4 | 17 | 4.3 | 12 | 0 | | | | | | | | |
| R. Langhorne | 1 | -1 | -1.0 | -1 | 0 | M. Bratton | 1 | 4 | 4.0 | 4 | 0 | | | | | | | | |
| TOTAL | 14 | 66 | 4.7 | 19 | 1 | TOTAL | 39 | 120 | 3.1 | 25 | 1 | | | | | | | | |
| PASSING | ATT | CMP | YDS | TKD/ YD | TD | LG | IN | Rtg. | PASSING | ATT | CMP | YDS | TKD/ YD | TD | LG | IN | Rtg. | | |
| B. Kosar | 44 | 19 | 210 | 4/20 | 2 | 271 | 3 | 44.7 | J. Elway | 36 | 20 | 385 | 1/8 | 3 | 701 | 0 | 120.7 | | |
| TOTAL | 44 | 19 | 210 | 4/20 | 2 | 271 | 3 | 44.7 | TOTAL | 36 | 20 | 385 | 1/8 | 3 | 701 | 0 | 120.7 | | |
| PASS RECEIVING | NO | YDS | AVG | LG | TD | PASS RECEIVING | NO | YDS | AVG | LG | TD | | | | | | | | |
| R. Langhorne | 5 | 78 | 15.6 | 27 | 0 | V. Johnson | 7 | 91 | 13.0 | 23 | 0 | | | | | | | | |
| B. Brennan | 5 | 58 | 11.6 | 27 | 2 | S. Sewell | 3 | 55 | 18.3 | 43 | 0 | | | | | | | | |
| W. Slaughter | 3 | 36 | 12.0 | 16 | 0 | M. Young | 2 | 123 | 61.5 | 70 | 1 | | | | | | | | |
| K. Mack | 2 | 8 | 4.0 | 5 | 0 | S. Winder | 2 | 39 | 19.5 | 39 | 1 | | | | | | | | |
| E. Metcalf | 2 | 7 | 3.5 | 4 | 0 | M. Jackson | 2 | 25 | 12.5 | 13 | 0 | | | | | | | | |
| L. Tillman | 1 | 15 | 15.0 | 15 | 0 | O. Mobley | 2 | 22 | 11.0 | 17 | 1 | | | | | | | | |
| T. Manoa | 1 | 8 | 8.0 | 8 | 0 | B. Humphrey | 1 | 23 | 23.0 | 23 | 0 | | | | | | | | |
| TOTAL | 19 | 210 | 11.1 | 27 | 2 | M. Bratton | 1 | 7 | 7.0 | 7 | 0 | | | | | | | | |
| TOTAL | 19 | 210 | 11.1 | 27 | 2 | TOTAL | 20 | 385 | 19.3 | 70 | 3 | | | | | | | | |
| INTERCEPTIONS | NO | YDS | AVG | LG | TD | INTERCEPTIONS | NO | YDS | AVG | LG | TD | | | | | | | | |
| D. Smith | 2 | 13 | 6.5 | 9 | 0 | D. Smith | 2 | 13 | 6.5 | 9 | 0 | | | | | | | | |
| K. Corrington | 1 | 1 | 1.0 | 1 | 0 | K. Corrington | 1 | 1 | 1.0 | 1 | 0 | | | | | | | | |
| TOTAL | 0 | 0 | 0.0 | — | 0 | TOTAL | 3 | 14 | 4.7 | 9 | 0 | | | | | | | | |
| PUNTING | NO | YDS | AVG | NET | TB | IN20 | LG | PUNTING | NO | YDS | AVG | NET | TB | IN20 | LG | | | | |
| B. Wagner | 8 | 338 | 42.3 | 35.3 | 1 | 1 | 52 | M. Horan | 5 | 232 | 46.4 | 37.0 | 2 | 1 | 61 | | | | |
| TOTAL | 8 | 338 | 42.3 | 35.3 | 1 | 1 | 52 | TOTAL | 5 | 232 | 46.4 | 37.0 | 2 | 1 | 61 | | | | |
| PUNT RETURNS | NO | YDS | AVG | FC | LG | TD | PUNT RETURNS | NO | YDS | AVG | FC | LG | TD | | | | | | |
| G. McNeil | 1 | 7 | 7.0 | 1 | 7 | 0 | V. Johnson | 4 | 36 | 9.0 | 0 | 11 | 0 | | | | | | |
| (DOWNED) | 1 | 0 | 0.0 | 0 | — | 0 | (DOWNED) | 3 | 0 | 0.0 | 0 | — | 0 | | | | | | |
| (TOUCHBACK) | 2 | 0 | 0.0 | 0 | — | 0 | (TOUCHBACK) | 1 | 0 | 0.0 | 0 | — | 0 | | | | | | |
| RETURNS | 1 | 7 | 7.0 | 1 | 7 | 0 | RETURNS | 4 | 36 | 9.0 | 0 | 11 | 0 | | | | | | |
| KICKOFF RETURNS | NO | YDS | AVG | FC | LG | TD | KICKOFF RETURNS | NO | YDS | AVG | FC | LG | TD | | | | | | |
| E. Metcalf | 6 | 118 | 19.7 | 0 | 28 | 0 | E. Metcalf | 6 | 118 | 19.7 | 0 | 28 | 0 | | | | | | |
| K. Jones | 1 | 12 | 12.0 | 0 | 12 | 0 | K. Jones | 1 | 12 | 12.0 | 0 | 12 | 0 | | | | | | |
| (TOUCHBACK) | 1 | 0 | 0.0 | 0 | — | 0 | (TOUCHBACK) | 1 | 0 | 0.0 | 0 | — | 0 | | | | | | |
| RETURNS | 7 | 130 | 18.6 | 0 | 28 | 0 | RETURNS | 7 | 130 | 18.6 | 0 | 28 | 0 | | | | | | |
| Cleveland Browns | Own | Opp. | Out | Denver Broncos | Own | Opp. | Out | | | | | | | | | | | | |
| FUMBLES | Fum | Lost | Rec. | Yds | TD | FF | Rec. | Yds | TD | Bnds | FUMBLES | Fum | Lost | Rec. | Yds | TD | Bnds | | |
| A. Stewart | 0 | 0 | 0 | 0 | 0 | 0 | 1 | 0 | 0 | 0 | J. Elway | 1 | 1 | 0 | -6 | 0 | 0 | 0 | |
| K. Mack | 2 | 0 | 1 | 0 | 0 | 0 | 0 | 0 | 0 | 0 | M. Bratton | 1 | 1 | 0 | 0 | 0 | 0 | 0 | |
| B. Kosar | 1 | 0 | 2 | 0 | 0 | 0 | 0 | 0 | 0 | 0 | | | | | | | | | |
| F. Wright | 0 | 0 | 0 | 0 | 0 | 0 | 1 | 27 | 0 | 0 | | | | | | | | | |
| TOTAL | 3 | 0 | 3 | 0 | 0 | 0 | 2 | 27 | 0 | 0 | TOTAL | 2 | 2 | 0 | -6 | 0 | 0 | 0 | |

FINAL TEAM STATISTICS

| | BROWNS | | BRONCOS | | | BROWNS | | BRONCOS | |
|--|----------|----------|---------|--|---|--------|--------|---------|--|
| TOTAL FIRST DOWNS | 14 | 22 | | | PUNTS Number and Average | 8-42.3 | 5-46.4 | | |
| By Rushing | 3 | 6 | | | Had Blocked | 0 | 0 | | |
| By Passing | 11 | 14 | | | FGs – PATs Had Blocked | 0-0 | 1-0 | | |
| By Penalty | 0 | 2 | | | TOTAL RETURN YARDAGE (Not Including Kickoffs) | 7 | 50 | | |
| THIRD DOWN EFFICIENCY | 3-13-23% | 9-18-50% | | | No. and Yards Punt Returns | 1-7 | 4-36 | | |
| FOURTH DOWN EFFICIENCY | 0-1-0% | 0-0-0% | | | No. and Yards Kickoff Returns | 7-130 | 0-0 | | |
| TOTAL NET YARDS | 256 | 497 | | | No. and Yards Interception Returns | 0-0 | 3-14 | | |
| Total Offensive Plays (inc. times thrown passing) | 62 | 76 | | | PENALTIES Number and Yards | 8-55 | 1-5 | | |
| Average gain per offensive play | 4.1 | 6.5 | | | FUMBLES Number and Lost | 3-0 | 2-22 | | |
| NET YARDS RUSHING | 66 | 120 | | | TOUCHDOWNS | 3 | 4 | | |
| Total Rushing Plays | 14 | 39 | | | Rushing | 1 | 1 | | |
| Average gain per rushing play | 4.7 | 3.1 | | | Passing | 2 | 3 | | |
| NET YARDS PASSING | 190 | 377 | | | Returns | 0 | 0 | | |
| Times thrown – yards lost attempting to pass | 4-20 | 1-8 | | | EXTRA POINTS Made-Attempts | 3-3 | 4-4 | | |
| Gross yards passing | 210 | 385 | | | FIELD GOALS Made-Attempts | 0-0 | 3-4 | | |
| PASS ATTEMPTS-COMPLETIONS-HAD INTERCEPTED | 44-19-3 | 36-20-0 | | | SAFETIES | 0 | 0 | | |
| Average gain per pass play (inc. # thrown passing) | 4.0 | 10.2 | | | FINAL SCORE | 21 | 37 | | |
| KICKOFFS Number-In End Zone-Touchbacks | 4-4-4 | 8-1-1 | | | TIME OF POSSESSION | 23:07 | 36:53 | | |



Denver 24, Pittsburgh 23

Sunday, Jan. 7, 1990 • 2 p.m. MST • Mile High Stadium • Denver

WEATHER: Sunny, 55°, Wind W 6 mph • ATTENDANCE: 75,868 • TIME: 2:57

1989 AFC Divisional Playoff Game

The Denver Broncos advanced to their third AFC Championship Game in four years with a come-from-behind 24-23 victory over the Steelers before 75,868 fans at Mile High Stadium. Although Pittsburgh held the upper hand in total yards (404 to 364) and time of possession (34:14 to 25:46), Denver was able to mount a late fourth quarter drive and score the winning touchdown with just 2:27 remaining.

The Steelers took the opening kickoff and drove 65 yards in 13 plays, scoring on a 32-yard Gary Anderson field goal. Late in the opening quarter, Pittsburgh took possession at its own 7-yard line, but after a 45-yard run by Merrill Hoge and a 33-yard Bubba Brister to Tim Worley pass play, Pittsburgh was knocking on the door and scored three plays later on a 7-yard run by Hoge to put Pittsburgh up 10-0.

The Broncos took their first possession of the second quarter and drove 75 yards in 12 plays to score on a 1-yard plunge by running back Mel Bratton on third-and-goal. The Steelers roared back, traveling 77 yards in 12 plays to score on a 9-yard pass from Brister to wide receiver Louis Lipps. The Broncos got the ball back on their own 33 with 20 seconds left in the half. Two Elway passes put Denver at the Pittsburgh 26 with 2 seconds left, setting up David Treadwell's 43-yard field goal that pulled Denver within 17-10 at the half.

Early in the third quarter, Denver nose tackle Greg Kragen forced a Tim Worley fumble and cornerback Tyrone Braxton recovered for the Broncos on the Steelers' 37. On first down, Elway hit wide receiver Vance Johnson for a touchdown to tie the score at 17. Pittsburgh's next two possessions ended in Anderson field goals, and the Steelers held a 23-17 lead in the early stages of the fourth quarter.

After an exchange of punts, the Broncos took possession on their own 29 with 7:06 left in the game. Elway hit Jackson for 18 yards and then handed off to running back Bobby Humphrey, who pitched the ball back to Elway, and he threw a 36-yard strike to Johnson, giving Denver a first down on the Steelers' 26. Humphrey ran on the next four plays, gaining 24 yards and taking the ball to the 2. On third-and-goal from the 1, Bratton scored again and Treadwell's extra point gave Denver its first lead of the game with 2:27 left.

Pittsburgh got the ball on its own 20, but on third down Brister's signals were drowned out by the crowd and he mishandled the snap. Randy Robbins recovered for Denver on the Pittsburgh 18, and the Broncos were able to run out the clock.

OFFICIALS:

Referee — Gene Barth (14); **Umpire** — Dave Hamilton (42); **Line Judge** — Ron Blum (83); **Side Judge** — Gene Austin (34); **Head Linesman** — Ron Phares (10); **Back Judge** — Louis Richard (68); **Field Judge** — Bobby Skelton (73).

| | | 1 | 2 | 3 | 4 | OT | TOTAL | | |
|----------------|---------------------|------------|--|---|---|----|---------|--|--|
| VISITOR | Pittsburgh Steelers | 3 | 14 | 3 | 3 | — | 23 | FIELD GOALS (made () & missed) | |
| HOME | Denver Broncos | 0 | 10 | 7 | 7 | — | 24 | G. Anderson (32) (35) (32) | |
| | | | | | | | | D. Treadwell (43) | |
| Team | Qtr | Clock Time | PLAY DESCRIPTION (Extra Point) (Drive Info) | | | | SCORE | | |
| | | | | | | | Visitor | Home | |
| STEELERS | 1 | 7:47 | G. Anderson 32 yd. Field Goal (13-65, 7:47) | | | | 3 | 0 | |
| STEELERS | 2 | 1:38 | M. Hoge 7 yd. run (G. Anderson, kick) (5-93, 2:27) | | | | 10 | 0 | |
| BRONCOS | 2 | 8:38 | M. Bratton 1 yd. run (D. Treadwell, kick) (12-75, 7:00) | | | | 10 | 7 | |
| STEELERS | 2 | 14:34 | L. Lipps 9 yd. pass from B. Brister (G. Anderson, kick) (12-77, 5:56) | | | | 17 | 7 | |
| BRONCOS | 2 | 15:00 | D. Treadwell 43 yd. Field Goal (3-41, 0:26) | | | | 17 | 10 | |
| BRONCOS | 3 | 1:58 | V. Johnson 37 yd. pass from J. Elway (D. Treadwell, kick) (1-37, 0:07) | | | | 17 | 17 | |
| STEELERS | 3 | 7:26 | G. Anderson 35 yd. Field Goal (10-62, 5:28) | | | | 20 | 17 | |
| STEELERS | 4 | 0:07 | G. Anderson 32 yd. Field Goal (10-34, 5:54) | | | | 23 | 17 | |
| BRONCOS | 4 | 12:33 | M. Bratton 1 yd. run (D. Treadwell, kick) (9-71, 4:39) | | | | 23 | 24 | |

DENVER BRONCOS

OFFENSE

| | |
|-------|-------------|
| WR 82 | V. Johnson |
| LT 60 | G. Perry |
| LG 66 | J. Juriga |
| C 72 | K. Kartz |
| RG 67 | D. Widell |
| RT 76 | K. Lanier |
| TE 89 | O. Mobley |
| WR 80 | M. Jackson |
| QB 7 | J. Elway |
| FB 32 | M. Bratton |
| RB 26 | B. Humphrey |

DEFENSE

| | |
|---------|----------------|
| LE 92 | A. Carreker |
| NT 71 | G. Kragen |
| RE 90 | R. Holmes |
| LOLB 56 | M. Brooks |
| LILB 51 | M. Munford |
| RILB 77 | K. Mecklenburg |
| ROLB 73 | S. Fletcher |
| LCB 34 | T. Braxton |
| RCB 24 | W. Henderson |
| SS 49 | D. Smith |
| FS 27 | S. Atwater |

BRONCOS SUBSTITUTIONS: P 2 M. Horan, QB 8 G. Kubiak, K 9 D. Treadwell, RB 23 S. Winder, S 25 K. Corrington, CB 29 D. Carrington, RB 30 S. Sewell, RB 35 K. Bell, CB 36 M. Haynes, S 48 R. Robbins, G/C 54 K. Bishop, LB 55 R. Dennison, LB 58 S. Curtis, LB 59 T. Lucas, DE/NT 61 A. Townsend, G 65 M. Smith, DE/NT 68 B. Henke, WR 83 M. Young, WR 84 R. Nattiel, TE 87 P. Kelly, TE 88 C. Kay, DE 91 W. Powers, LB 97 B. Klosterman. **INACTIVE:** RB 40 J. Alexander, C 57 M. Ruether.

PITTSBURGH STEELERS

OFFENSE

| | |
|-------|-------------|
| WR 87 | W. Thompson |
| LT 65 | J. Jackson |
| LG 79 | J. Reinstra |
| C 63 | D. Dawson |
| RG 74 | T. Long |
| RT 62 | T. Ilkin |
| TE 84 | M. Mularkey |
| WR 83 | L. Lipps |
| QB 6 | B. Brister |
| FB 33 | M. Hoge |
| RB 38 | T. Worley |

DEFENSE

| | |
|---------|--------------|
| LE 93 | K. Willis |
| NT 98 | G. Williams |
| RE 78 | T. Johnson |
| LOLB 53 | B. Hinkle |
| LILB 50 | D. Little |
| RILB 54 | H. Nickerson |
| ROLB 95 | G. Lloyd |
| LCB 49 | D. Woodruff |
| RCB 26 | R. Woodson |
| SS 37 | C. Lake |
| FS 27 | T. Everett |

STEELERS SUBSTITUTIONS: K 1 G. Anderson, P 18 H. Newsome, RB 20 D. Stone, CB 22 L. Griffin, RB 23 T. Tyrell, CB 25 D. Arnold, CB 35 D. Hall, RB 40 R. Wilkerson, CB 44 D. Johnson, LB 55 T. Simien, G 60 B. Blakenship, NT 68 L. Freeman, T 71 T. Ricketts, G/T 73 C. Wolfey, WR 80 M. Stock, TE 85 T. O'Shea, LB 90 T. Stowe, LB 91 J. Williams, DE 97 A. Jones, LB 92 J. Olsavsky. **DID NOT PLAY:** QB 11 R. Strom, C 51 C. Lanza, WR 82 D. Hill. **INACTIVE:** QB 14 T. Blackledge, WR 88 J. Johnson.

FINAL INDIVIDUAL STATISTICS

| Pittsburgh Steelers | | | | | | | | | | Denver Broncos | | | | | | | | | | | |
|---------------------|-----|---------|----------|--------|-----|----------------|-----------------|----------|----------|----------------|------|----------------|--------|---------|----------|------|------|----|------|---|---|
| RUSHING | ATT | YDS | AVG | LG | TD | RUSHING | ATT | YDS | AVG | LG | TD | | | | | | | | | | |
| M. Hoge | 16 | 120 | 7.5 | 45 | 1 | B. Humphrey | 18 | 85 | 4.7 | 17 | 0 | | | | | | | | | | |
| T. Worley | 13 | 50 | 3.8 | 19 | 0 | J. Elway | 7 | 44 | 6.3 | 32 | 0 | | | | | | | | | | |
| B. Brister | 2 | 4 | 2.0 | 4 | 0 | S. Sewell | 1 | 6 | 6.0 | 6 | 0 | | | | | | | | | | |
| L. Lipps | 1 | 1 | 1.0 | 1 | 0 | M. Bratton | 4 | 3 | 0.8 | 1 | 2 | | | | | | | | | | |
| | | | | | | S. Winder | 1 | 0 | 0.0 | 0 | 0 | | | | | | | | | | |
| TOTAL | 32 | 175 | 5.5 | 45 | 1 | TOTAL | 31 | 138 | 4.5 | 32 | 2 | | | | | | | | | | |
| PASSING | ATT | CMP | YDS | TKD/YD | TD | LG | IN | Rtg. | PASSING | ATT | CMP | YDS | TKD/YD | TD | LG | IN | Rtg. | | | | |
| B. Brister | 29 | 19 | 229 | 0/0 | 1 | 33 | 0 | 101.1 | J. Elway | 20 | 12 | 239 | 1/13 | 1 | 51 | 1 | 97.7 | | | | |
| TOTAL | 29 | 19 | 229 | 0/0 | 1 | 33 | 0 | 101.1 | TOTAL | 20 | 12 | 239 | 1/13 | 1 | 51 | 1 | 97.7 | | | | |
| PASS RECEIVING | NO | YDS | AVG | LG | TD | PASS RECEIVING | NO | YDS | AVG | LG | TD | | | | | | | | | | |
| M. Hoge | 8 | 60 | 7.5 | 19 | 0 | M. Jackson | 5 | 111 | 22.2 | 51 | 0 | | | | | | | | | | |
| L. Lipps | 3 | 29 | 9.7 | 11 | 0 | V. Johnson | 3 | 85 | 28.3 | 37 | 1 | | | | | | | | | | |
| D. Stone | 3 | 18 | 9.0 | 11 | 0 | M. Young | 2 | 22 | 11.0 | 12 | 0 | | | | | | | | | | |
| M. Mularkey | 2 | 36 | 18.0 | 25 | 0 | R. Nattiel | 1 | 15 | 15.0 | 15 | 0 | | | | | | | | | | |
| T. Worley | 1 | 33 | 33.0 | 33 | 0 | B. Humphrey | 1 | 6 | 6.0 | 6 | 0 | | | | | | | | | | |
| M. Stock | 1 | 30 | 30.0 | 30 | 0 | | | | | | | | | | | | | | | | |
| W. Thompson | 1 | 23 | 23.0 | 23 | 0 | | | | | | | | | | | | | | | | |
| TOTAL | 19 | 229 | 12.1 | 33 | 1 | TOTAL | 12 | 239 | 19.9 | 51 | 1 | | | | | | | | | | |
| INTERCEPTIONS | NO | YDS | AVG | LG | TD | INTERCEPTIONS | NO | YDS | AVG | LG | TD | | | | | | | | | | |
| T. Everett | 1 | 26 | 26.0 | 26 | 0 | | | | | | | | | | | | | | | | |
| TOTAL | 1 | 26 | 26.0 | 26 | 0 | TOTAL | 0 | 0 | 0.0 | — | 0 | | | | | | | | | | |
| PUNTING | NO | YDS | AVG | NET | TB | IN20 | LG | PUNTING | NO | YDS | AVG | NET | TB | IN20 | LG | | | | | | |
| H. Newsome | 2 | 86 | 43.0 | 40.0 | 0 | 0 | 50 | M. Horan | 3 | 133 | 44.3 | 37.7 | 1 | 2 | 55 | | | | | | |
| | | | | | | | | J. Elway | 1 | 17 | 17.0 | 17.0 | 0 | 1 | 17 | | | | | | |
| TOTAL | 2 | 86 | 43.0 | 40.0 | 0 | 0 | 50 | TOTAL | 4 | 150 | 37.5 | 32.5 | 1 | 3 | 55 | | | | | | |
| PUNT RETURNS | NO | YDS | AVG | FC | LG | TD | PUNT RETURNS | NO | YDS | AVG | FC | LG | TD | | | | | | | | |
| R. Woodson | 0 | 0 | 0.0 | 1 | 0 | 0 | V. Johnson | 1 | 6 | 6.0 | 1 | 6 | 0 | | | | | | | | |
| (DOWNED) | 2 | 0 | 0.0 | 0 | — | 0 | | | | | | | | | | | | | | | |
| (TOUCHBACK) | 1 | 0 | 0.0 | 0 | — | 0 | | | | | | | | | | | | | | | |
| RETURNS | 0 | 0 | 0.0 | 1 | 0 | 0 | RETURNS | 1 | 6 | 6.0 | 1 | 6 | 0 | | | | | | | | |
| KICKOFF RETURNS | NO | YDS | AVG | FC | LG | TD | KICKOFF RETURNS | NO | YDS | AVG | FC | LG | TD | | | | | | | | |
| R. Woodson | 2 | 33 | 16.5 | 0 | 19 | 0 | K. Bell | 2 | 62 | 31.0 | 0 | 31 | 0 | | | | | | | | |
| (TOUCHBACK) | 2 | 0 | 0.0 | 0 | — | 0 | D. Carrington | 2 | 51 | 25.5 | 0 | 27 | 0 | | | | | | | | |
| | | | | | | | M. Bratton | 1 | 6 | 6.0 | 0 | 6 | 0 | | | | | | | | |
| | | | | | | | (TOUCHBACK) | 1 | 0 | 0.0 | 0 | — | 0 | | | | | | | | |
| RETURNS | 2 | 33 | 16.5 | 0 | 19 | 0 | RETURNS | 5 | 119 | 23.8 | 0 | 31 | 0 | | | | | | | | |
| Pittsburgh Steelers | Own | Fumbles | Fum Lost | Rec. | Yds | TD | FF | Rec. | Yds | TD | Bnds | Denver Broncos | Own | Fumbles | Fum Lost | Rec. | Yds | TD | Bnds | | |
| T. Worley | 1 | 1 | 0 | 0 | 0 | 0 | 0 | 0 | 0 | 0 | 0 | T. Braxton | 0 | 0 | 0 | 0 | 1 | 5 | 0 | 0 | |
| B. Brister | 1 | 1 | 0 | -2 | 0 | 0 | 0 | 0 | 0 | 0 | 0 | V. Johnson | 1 | 0 | 1 | 0 | 0 | 0 | 0 | 0 | |
| | | | | | | | | | | | | R. Robbins | 0 | 0 | 0 | 0 | 0 | 1 | 0 | 0 | |
| | | | | | | | | | | | | G. Kragen | 0 | 0 | 0 | 0 | 1 | 0 | 0 | 0 | |
| TOTAL | 2 | 2 | 0 | -2 | 0 | 0 | 0 | 0 | 0 | 0 | 0 | TOTAL | 1 | 0 | 1 | 0 | 0 | 1 | 2 | 5 | 0 |

FINAL TEAM STATISTICS

| | STEELERS | BRONCOS | | STEELERS | BRONCOS |
|--|----------|----------|---|----------|---------|
| TOTAL FIRST DOWNS | 19 | 19 | PUNTS Number and Average | 2-43.0 | 4-37.5 |
| By Rushing | 7 | 8 | Had Blocked | 0 | 0 |
| By Passing | 12 | 9 | FGs – PATs Had Blocked | 0-0 | 0-0 |
| By Penalty | 0 | 2 | TOTAL RETURN YARDAGE (Not Including Kickoffs) | 26 | 6 |
| THIRD DOWN EFFICIENCY | 9-15-60% | 6-10-60% | No. and Yards Punt Returns | 0-0 | 1-6 |
| FOURTH DOWN EFFICIENCY | 0-0-0% | 0-0-0% | No. and Yards Kickoff Returns | 2-33 | 5-119 |
| TOTAL NET YARDS | 404 | 364 | No. and Yards Interception Returns | 1-26 | 0-0 |
| Total Offensive Plays (inc. times thrown passing) | 61 | 52 | PENALTIES Number and Yards | 8-50 | 2-19 |
| Average gain per offensive play | 6.6 | 7.0 | FUMBLES Number and Lost | 2-2 | 1-0 |
| NET YARDS RUSHING | 175 | 138 | TOUCHDOWNS | 2 | 3 |
| Total Rushing Plays | 32 | 31 | Rushing | 1 | 2 |
| Average gain per rushing play | 5.5 | 4.5 | Passing | 1 | 1 |
| NET YARDS PASSING | 229 | 226 | Returns | 0 | 0 |
| Times thrown – yards lost attempting to pass | 0-0 | 1-13 | EXTRA POINTS Made-Attempts | 2-2 | 3-3 |
| Gross yards passing | 229 | 239 | FIELD GOALS Made-Attempts | 3-3 | 1-1 |
| PASS ATTEMPTS-COMPLETIONS-HAD INTERCEPTED | 29-19-0 | 20-12-1 | SAFETIES | 0 | 0 |
| Average gain per pass play (inc. # thrown passing) | 7.9 | 10.8 | FINAL SCORE | 23 | 24 |
| KICKOFFS Number-In End Zone-Touchbacks | 6-1-1 | 4-2-2 | TIME OF POSSESSION | 34:14 | 25:46 |



Washington 42, Denver 10

Sunday, Jan. 31, 1988 • 3:20 p.m. PST • Jack Murphy Stadium • San Diego

WEATHER: Mostly Cloudy, 61°, Wind SW 5 mph • ATTENDANCE: 73,302 • TIME: 3:40

Super Bowl XXII



The Washington Redskins scored 35 points in the second quarter to power their way to a 42-10 victory over the Broncos in Super Bowl XXII at Jack Murphy Stadium in San Diego in front of 73,302 fans.

Super Bowl MVP Doug Williams of Washington completed 18-of-29 passes for 340 yards with four touchdowns while running back Timmy Smith gained 204 yards on 22 carries, scoring twice, and wide receiver Ricky Sanders caught nine passes for 193 yards (21.4 avg.) with two touchdowns.

The Broncos took the early lead on their first play from scrimmage, a 56-yard bomb from John Elway to Ricky Nattiel, coming with 1:57 gone in the game. Denver's next possession stalled at the Redskins' 7-yard line, but Rich Karlis put the Broncos up 10-0 with a 24-yard field goal.

In the second quarter, however, Denver's dreams of a World Championship were blown apart by the Redskins. On Washington's first play of the quarter, Williams and Sanders combined for an 80-yard touchdown to bring the score to 10-7. The Redskins took the lead for good on the fifth play of their next possession when Williams hit Gary Clark for 27 yards and a score.

Denver got as far as the Washington 26 on its next drive, but Karlis' 43-yards field goal attempt sailed wide left. Two plays later, Smith scored on a 58-yard run to increase the Washington lead to 21-10. The Redskins' next possession ended with a 50-yard Williams-to-Sanders touchdown pass, and minutes later, Williams and Clint Didier combined for an 8-yard touchdown pass to give the Redskins a 35-10 lead at halftime.

The Broncos could move only as far as the Redskins' 48-yard line in the second half, and Washington closed out the scoring late in the game on a 4-yard run by Smith.

The Redskins finished with 602 total yards, including the 340 passing from Williams. Their defense limited Denver to just 327 total while holding Elway to just 14-of-38 passing for 257 yards, and intercepted him three times. The Broncos were only able to muster 97 yards rushing in the game, but surrendered 280 to Washington while being held to 2-of-12 (16.7%) on third down.

OFFICIALS:

Referee — Bob McElwee (95); Umpire — Al Conway (27); Line Judge — Jack Fette (39); Side Judge — Don Wedge (28); Head Linesman — Dale Hamer (104); Back Judge — Al Jury (106); Field Judge — Johnny Grier (23).

| | 1 | 2 | 3 | 4 | OT | TOTAL | FIELD GOALS (made () & missed) |
|-----------------------------|----|----|---|---|----|-------|---------------------------------|
| VISITOR Washington Redskins | 0 | 35 | 0 | 7 | — | 42 | A. Haji-Sheikh 46HU |
| HOME Denver Broncos | 10 | 0 | 0 | 0 | — | 10 | R. Karlis (24) 43WL |

| Team | Qtr | Clock Time | PLAY DESCRIPTION (Extra Point) (Drive Info) | SCORE Visitor | Home |
|----------|-----|------------|---|---------------|------|
| BRONCOS | 1 | 1:57 | R. Nattiel 56 yd. pass from J. Elway (R. Karlis, kick) (1-56, 0:08) | 0 | 7 |
| BRONCOS | 1 | 5:51 | R. Karlis 24 yd. Field Goal (7-61, 2:05) | 0 | 10 |
| REDSKINS | 2 | 0:53 | R. Sanders 80 yd. pass from D. Williams (A. Haji-Sheikh, kick) (1-80, 0:10) | 7 | 10 |
| REDSKINS | 2 | 4:45 | G. Clark 27 yd. pass from D. Williams (A. Haji-Sheikh, kick) (5-64, 2:44) | 14 | 10 |
| REDSKINS | 2 | 8:33 | T. Smith 58 yd. run (A. Haji-Sheikh, kick) (2-74, 0:51) | 21 | 10 |
| REDSKINS | 2 | 11:18 | R. Sanders 50 yd. pass from D. Williams (A. Haji-Sheikh, kick) (3-60, 0:52) | 28 | 10 |
| REDSKINS | 2 | 13:56 | C. Didier 8 yd. pass from D. Williams (A. Haji-Sheikh, kick) (7-79, 1:10) | 35 | 10 |
| REDSKINS | 4 | 1:51 | T. Smith 4 yd. run (A. Haji-Sheikh, kick) (4-68, 2:03) | 42 | 10 |

DENVER BRONCOS

| OFFENSE | | | DEFENSE | | |
|---------|----|--------------|---------|----|----------------|
| WR | 80 | M. Jackson | LE | 61 | A. Townsend |
| LT | 70 | D. Studdard | NT | 71 | G. Kragen |
| LG | 54 | K. Bishop | RE | 75 | R. Jones |
| C | 62 | M. Freeman | LOLB | 73 | S. Fletcher |
| RG | 79 | S. Humphries | LILB | 77 | K. Mecklenburg |
| RT | 76 | K. Lanier | RILB | 98 | R. Hunley |
| TE | 88 | C. Kay | ROLB | 50 | J. Ryan |
| QB | 7 | J. Elway | LCB | 36 | M. Haynes |
| RB | 23 | S. Winder | RCB | 45 | S. Wilson |
| RB | 33 | G. Lang | SS | 31 | D. Smith |
| WR | 84 | R. Nattiel | FS | 22 | T. Lilly |

BRONCOS SUBSTITUTIONS: P 2 M. Horan, K 3 R. Karlis, QB 8 G. Kubiak, RB 24 T. Boddie, DB 27 K. Clark, CB 28 J. Castille, RB 30 S. Sewell, CB 34 T. Braxton, RB 35 K. Bell, DB 38 B. Plummer, RB 46 B. Micho, S 48 R. Robbins, LB 55 R. Dennison, LB 56 M. Brooks, LB 59 T. Lucas, DE 65 W. Bowyer, C 72 K. Kartz, WR 81 S. Watson, WR 82 V. Johnson, TE 89 O. Mobley, DE 90 F. Gilbert, LB 97 B. Klosterman. **DID NOT PLAY:** C 68 L. Lee.

WASHINGTON REDSKINS

| OFFENSE | | | DEFENSE | | |
|---------|----|------------------|---------|----|-------------|
| WR | 87 | G. Clark | LE | 71 | C. Mann |
| LT | 66 | J. Jacoby | LT | 65 | D. Butz |
| LG | 63 | R. McKenzie | RT | 77 | D. Grant |
| C | 53 | J. Bostic | RE | 72 | D. Manley |
| RG | 69 | R. C. Theilemann | LLB | 55 | M. Kaufman |
| RT | 73 | M. May | MLB | 52 | N. Olkewicz |
| TE | 86 | C. Didier | RLB | 51 | M. Coleman |
| TE | 85 | D. Warren | LCB | 28 | D. Green |
| QB | 17 | D. Williams | RCB | 23 | T. Bowles |
| RB | 38 | T. Smith | SS | 45 | B. Wilburn |
| WR | 83 | R. Sanders | FS | 40 | A. Walton |

REDSKINS SUBSTITUTIONS: K 6 A. Haji-Sheikh, QB 10 J. Schroeder, P 12 S. Cox, RB 24 K. Bryant, RB 29 R. Branch, S 31 C. Vaughn, CB 32 V. Dean, CB 34 B. Davis, RB 35 K. Griffin, RB 38 G. Rogers, CB 46 D. Woodberry, LB 50 R. Caldwell, LB 54 K. Gouveia, LB 57 R. Milot, G 61 R. Kehr, DE 64 S. Hamilton, G 68 R. Grimm, DE 74 M. Koch, DT 78 D. Hamel, WR 80 E. Yarber, WR 81 A. Monk, TE 82 A. Jones, TE 87 T. Orr.

FINAL INDIVIDUAL STATISTICS

| Washington Redskins | | | | | | | | | | Denver Broncos | | | | | | | | | | | | | |
|---------------------|--|-----|------|------|------|------|-----------|-------|-----------------|----------------|------|----------------|-----|------|------|------|------|-------|----|------|-----|----|------|
| RUSHING | | ATT | YDS | AVG | LG | TD | RUSHING | | ATT | YDS | AVG | LG | TD | | | | | | | | | | |
| T. Smith | | 22 | 204 | 9.3 | 58t | 2 | G. Lang | | 5 | 38 | 7.6 | 13 | 0 | | | | | | | | | | |
| K. Bryant | | 8 | 38 | 4.8 | 15 | 0 | J. Elway | | 3 | 32 | 10.7 | 21 | 0 | | | | | | | | | | |
| G. Clark | | 1 | 25 | 25.0 | 25 | 0 | S. Winder | | 8 | 30 | 3.8 | 13 | 0 | | | | | | | | | | |
| G. Rogers | | 5 | 17 | 3.4 | 5 | 0 | S. Sewell | | 1 | -3 | -3.0 | 0 | 0 | | | | | | | | | | |
| K. Griffin | | 1 | 2 | 2.0 | 2 | 0 | | | | | | | | | | | | | | | | | |
| D. Williams | | 2 | -2 | -1.0 | 0 | 0 | | | | | | | | | | | | | | | | | |
| R. Sanders | | 1 | -4 | -4.0 | -4 | 0 | | | | | | | | | | | | | | | | | |
| TOTAL | | 40 | 280 | 7.0 | 58t | 2 | TOTAL | | 17 | 97 | 5.7 | 21 | 0 | | | | | | | | | | |
| PASSING | | ATT | CMP | YDS | TD | LG | INT | Rtg. | PASSING | | ATT | CMP | YDS | TD | LG | INT | Rtg. | | | | | | |
| D. Williams | | 29 | 18 | 340 | 1/10 | 4 | 80t | 127.9 | J. Elway | | 38 | 14 | 257 | 5/50 | 1 | 56t | 3 | 36.8 | | | | | |
| J. Schroeder | | 1 | 0 | 0 | 1/8 | 0 | 0 | 39.6 | S. Sewell | | 1 | 1 | 23 | 0/0 | 0 | 23 | 0 | 118.8 | | | | | |
| TOTAL | | 30 | 18 | 340 | 2/18 | 4 | 80t | 125.0 | TOTAL | | 39 | 15 | 280 | 5/50 | 1 | 56t | 3 | 40.5 | | | | | |
| PASS RECEIVING | | | | NO | YDS | AVG | LG | TD | PASS RECEIVING | | | | NO | YDS | AVG | LG | TD | | | | | | |
| R. Sanders | | | | 9 | 193 | 21.4 | 80t | 2 | M. Jackson | | | | 4 | 76 | 19.0 | 32 | 0 | | | | | | |
| G. Clark | | | | 3 | 55 | 18.3 | 27t | 1 | S. Sewell | | | | 4 | 41 | 10.3 | 18 | 0 | | | | | | |
| D. Warren | | | | 2 | 15 | 7.5 | 9 | 0 | R. Nattiel | | | | 2 | 69 | 34.5 | 56t | 1 | | | | | | |
| A. Monk | | | | 1 | 40 | 40.0 | 40 | 0 | C. Kay | | | | 2 | 38 | 19.0 | 27 | 0 | | | | | | |
| K. Bryant | | | | 1 | 20 | 20.0 | 20 | 0 | S. Winder | | | | 1 | 26 | 26.0 | 26 | 0 | | | | | | |
| T. Smith | | | | 1 | 9 | 9.0 | 9 | 0 | J. Elway | | | | 1 | 23 | 23.0 | 23 | 0 | | | | | | |
| C. Didier | | | | 1 | 8 | 8.0 | 8t | 1 | G. Lang | | | | 1 | 7 | 7.0 | 7 | 0 | | | | | | |
| TOTAL | | | | 18 | 340 | 18.9 | 80t | 4 | TOTAL | | | | 15 | 280 | 18.7 | 56t | 1 | | | | | | |
| INTERCEPTIONS | | | | NO | YDS | AVG | LG | TD | INTERCEPTIONS | | | | NO | YDS | AVG | LG | TD | | | | | | |
| B. Wilburn | | | | 2 | 11 | 5.5 | 11 | 0 | J. Castille | | | | 1 | 0 | 0.0 | 0 | 0 | | | | | | |
| B. Davis | | | | 1 | 0 | 0.0 | 0 | 0 | | | | | | | | 0 | 0 | | | | | | |
| TOTAL | | | | 3 | 11 | 3.7 | 11 | 0 | TOTAL | | | | 1 | 0 | 0.0 | 0 | 0 | | | | | | |
| PUNTING | | | NO | YDS | AVG | NET | TB | IN20 | LG | PUNTING | | | NO | YDS | AVG | NET | TB | IN20 | LG | | | | |
| S. Cox | | | 4 | 150 | 37.5 | 33.0 | 0 | 0 | 42 | M. Horan | | | 7 | 253 | 36.1 | 33.3 | 1 | 1 | 43 | | | | |
| TOTAL | | | 4 | 150 | 37.5 | 33.0 | 0 | 0 | 42 | TOTAL | | | 7 | 253 | 36.1 | 33.3 | 1 | 1 | 43 | | | | |
| PUNT RETURNS | | | NO | YDS | AVG | FC | LG | TD | PUNT RETURNS | | | NO | YDS | AVG | FC | LG | TD | | | | | | |
| D. Green | | | 1 | 0 | 0.0 | 1 | 0 | 0 | K. Clark | | | 2 | 18 | 9.0 | 0 | 9 | 0 | | | | | | |
| D. Yarber | | | 0 | 0 | 0.0 | 1 | — | 0 | (DOWNED) | | | 2 | 0 | 0.0 | 0 | — | 0 | | | | | | |
| (DOWNED) | | | 4 | 0 | 0.0 | 0 | — | 0 | RETURNS | | | 2 | 18 | 9.0 | 0 | 9 | 0 | | | | | | |
| RETURNS | | | 1 | 0 | 0.0 | 2 | 0 | 0 | | | | | | | | | | | | | | | |
| KICKOFF RETURNS | | | NO | YDS | AVG | FC | LG | TD | KICKOFF RETURNS | | | NO | YDS | AVG | FC | LG | TD | | | | | | |
| R. Sanders | | | 3 | 46 | 15.3 | 0 | 16 | 0 | K. Bell | | | 5 | 88 | 17.6 | 0 | 21 | 0 | | | | | | |
| RETURNS | | | 3 | 46 | 15.3 | 0 | 16 | 0 | RETURNS | | | 5 | 88 | 17.6 | 0 | 21 | 0 | | | | | | |
| Washington Redskins | | Fum | Lost | Rec. | Yds | TD | FF | Rec. | Yds | TD | Bnds | Denver Broncos | | Fum | Lost | Rec. | Yds | TD | FF | Rec. | Yds | TD | Bnds |
| R. Caldwell | | 0 | 0 | 1 | 0 | 0 | 0 | 0 | 0 | 0 | 0 | B. Klosterman | | 0 | 0 | 0 | 0 | 0 | 0 | 0 | 0 | 0 | 0 |
| R. Sanders | | 1 | 0 | 0 | 0 | 0 | 0 | 0 | 0 | 0 | 0 | | | | | | | | | | | | |
| TOTAL | | 1 | 0 | 1 | 0 | 0 | 0 | 0 | 0 | 0 | 0 | TOTAL | | 0 | 0 | 0 | 0 | 0 | 1 | 0 | 0 | 0 | 0 |



Denver 38, Cleveland 33

Sunday, Jan. 17, 1988 • 2 p.m. MST • Mile High Stadium • Denver

WEATHER: Mostly Sunny, 44°, Wind NE 8 mph • ATTENDANCE: 75,993 • TIME: 3:37

1987 AFC Championship Game

Denver's Jeremiah Castille recovered a Cleveland fumble on the Broncos' 3-yard line with just over a minute left in the game, preserving a 38-33 victory for Denver in the AFC Championship Game in front of 75,993 fans at Mile High Stadium.

An interception by defensive end Freddie Gilbert set up the Broncos' first score of the afternoon. Quarterback John Elway found wide receiver Ricky Nattiel for an 8-yard touchdown at 3:38 of the first quarter that put Denver ahead 7-0.

After Gene Lang took off on a 42-yard run, which set a franchise record for longest postseason rush, Denver faced third-and-goal from the Cleveland 3 late in the first quarter. Elway threw incomplete into the end zone, but the Browns were penalized for holding, giving the Broncos new life at the 1-yard line. Running back Steve Sewell scored on first down to give Denver a 14-0 lead at 11:06 of the first quarter.

The Browns scored their first points of the game on a 24-yard Matt Bahr field goal at 1:41 of the second quarter. Denver answered at 6:59 of the quarter with a 1-yard Gene Lang touchdown run that upped its lead to 21-3.

After Elway was intercepted by Felix Wright four plays into the second half, Cleveland needed just three plays to go 35 yards and score on an 18-yard pass from Bernie Kosar to Reggie Langhorne. The Broncos answered when Elway scrambled right and threw to Mark Jackson, who caught the ball at the Broncos' 25, evaded two tacklers and sprinted for an 80-yard touchdown giving the Broncos a 28-10 lead at 5:03 of the third quarter. Cleveland pulled within 28-17 when Kosar found Earnest Byner for a 32-yard touchdown at 8:10 of the quarter.

Cleveland narrowed the Broncos' lead to 28-24 on a Byner 4-yard run at 11:15 of the third quarter. Just before the end of the third period, Rich Karlis capped off a Denver possession with a 38-yard field goal.

The Browns tied the score at 31 on a 4-yard pass from Kosar to wide receiver Webster Slaughter at 4:12 of the final period. After an exchange of punts, Denver began a drive at its 25 with 5:14 left in the game. A pair of 26-yard pass plays to Nattiel put Denver at the Cleveland 20 and set up a 20-yard Elway-to-Sammy Winder pass for a touchdown that put the Broncos up 38-31 with just more than 4 minutes left. Kosar and the Browns advanced to the Denver 8-yard line with 1:12 remaining when Byner ran to the 3 and had the ball stripped by Castille, who recovered the ball. Denver was charged with a late safety before time ran out on the Browns.

OFFICIALS:

Referee — Jim Tunney (32); Umpire — Ben Montgomery (117); Line Judge — Ron Blum (83); Side Judge — Bill Quinby (58); Head Linesman — Sid Semon (109); Back Judge — Roy Clymer (24); Field Judge — Dick Dolack (31).

| | 1 | 2 | 3 | 4 | OT | TOTAL | FIELD GOALS (made /) & missed) | |
|---------|------------------|----|---|----|----|-------|---------------------------------|------|
| VISITOR | Cleveland Browns | 0 | 3 | 21 | 9 | 33 | M. Bahr (24) | 45WR |
| HOME | Denver Broncos | 14 | 7 | 10 | 7 | 38 | R. Karlis (38) | 50WL |

| Team | Qtr | Clock Time | PLAY DESCRIPTION (Extra Point) (Drive Info) | Score Visitor | Score Home |
|---------|-----|------------|---|---------------|------------|
| BRONCOS | 1 | 3:38 | R. Nattiel 8 yd. pass from J. Elway (R. Karlis, kick) (4-18, 2:05) | 0 | 7 |
| BRONCOS | 1 | 11:06 | S. Sewell 1 yd. run (R. Karlis, kick) (8-60, 3:47) | 0 | 14 |
| BROWNS | 2 | 1:41 | M. Bahr 24 yd. Field Goal (13-64, 5:35) | 3 | 14 |
| BRONCOS | 2 | 6:59 | G. Lang 1 yd. run (R. Karlis, kick) (11-80, 5:18) | 3 | 21 |
| BROWNS | 3 | 3:44 | R. Langhorne 18 yd. pass from B. Kosar (M. Bahr, kick) (3-35, 1:30) | 10 | 21 |
| BRONCOS | 3 | 5:03 | M. Jackson 80 yd. pass from J. Elway (R. Karlis, kick) (3-80, 1:19) | 17 | 28 |
| BROWNS | 3 | 8:10 | E. Byner 32 yd. pass from B. Kosar (M. Bahr, kick) (5-80, 3:07) | 17 | 28 |
| BROWNS | 3 | 11:15 | E. Byner 4 yd. run (M. Bahr, kick) (4-42, 1:58) | 24 | 28 |
| BRONCOS | 3 | 14:50 | R. Karlis 38 yd. Field Goal (9-59, 3:35) | 24 | 31 |
| BROWNS | 4 | 4:12 | W. Slaughter 4 yd. pass from B. Kosar (M. Bahr, kick) (9-86, 4:22) | 31 | 31 |
| BRONCOS | 4 | 10:59 | S. Winder 20 yd. pass from J. Elway (R. Karlis, kick) (5-75, 1:13) | 31 | 38 |
| BROWNS | 4 | 14:52 | Safety—M. Horan runs out of end zone (Minniefield) | 33 | 38 |

DENVER BRONCOS

| OFFENSE | | DEFENSE | |
|---------|-----------------|---------|-------------------|
| WR | 84 R. Nattiel | LE | 61 A. Townsend |
| LT | 70 D. Studdard | NT | 71 G. Kragen |
| LG | 54 K. Bishop | RE | 75 R. Jones |
| C | 62 M. Freeman | LOLB | 73 S. Fletcher |
| RG | 79 S. Humphries | LILB | 77 K. Mecklenburg |
| RT | 76 K. Lanier | RILB | 98 R. Hunley |
| TE | 88 C. Kay | ROLB | 50 J. Ryan |
| WR | 80 M. Jackson | LCB | 36 M. Haynes |
| QB | 7 J. Elway | FS | 22 T. Lilly |
| HB | 23 S. Winder | SS | 49 D. Smith |
| FB | 33 G. Lang | RCB | 45 S. Wilson |

BRONCOS SUBSTITUTIONS: P 2 M. Horan, K 3 R. Karlis, QB 8 G. Kubiak, RB 24 T. Boddie, DB 27 K. Clark, CB 28 J. Castille, RB 30 S. Sewell, CB 34 T. Braxton, RB 35 K. Bell, DB 38 B. Plummer, RB 46 B. Micho, S 48 R. Robbins, LB 55 R. Dennison, LB 56 M. Brooks, LB 59 T. Lucas, DE 65 W. Bowyer, C 72 K. Kartz, WR 81 S. Watson, TE 89 O. Mobley, DE 90 F. Gilbert, 95 DE S. Bryan, LB 97 B. Klosterman. **DID NOT PLAY:** C 68 L. Lee.

CLEVELAND BROWNS

| OFFENSE | | DEFENSE | |
|---------|-----------------|---------|------------------|
| WR | 88 R. Langhorne | LE | 91 S. Clancy |
| LT | 74 P. Farren | NT | 72 D. Puzouli |
| LG | 73 G. Rakoczy | RE | 78 C. Hairston |
| C | 61 M. Baab | LOLB | 50 L. Sanford |
| RG | 69 D. Fike | LILB | 51 E. Johnson |
| RT | 63 C. Risien | RILB | 59 M. Johnson |
| TE | 82 O. Newsome | ROLB | 57 C. Matthews |
| WR | 84 W. Slaughter | LCB | 31 F. Minnifield |
| QB | 19 B. Kosar | RCB | 29 H. Dixon |
| RB | 81 D. Tennell | SS | 24 R. Ellis |
| FB | 34 K. Mack | FS | 22 F. Wright |

BROWNS SUBSTITUTIONS: K 9 M. Bahr, QB 10 M. Pagel, P 11 L. Johnson, CB 23 M. Harper, RB 28 H. Fontenot, DB 36 S. Braggs, S 37 C. Rockins, FB 42 T. Manoa, RB 44 E. Byner, CB 48 D. Hoggard, LB 52 N. Miller, LB 53 A. Griggs, LB 56 D. Grayson, DE 60 A. Baker, C 64 F. Winters, OL 65 D. Haley, G 70 L. Williams, WR 85 C. Weathers, WR 86 B. Brennan, WR 89 G. McNeil, DE 96 R. Camp, DE 99 D. Sims. **DID NOT PLAY:** 18 G. Danielson.

FINAL INDIVIDUAL STATISTICS

| Cleveland Browns | | | | | | | | | | Denver Broncos | | | | | | | | | |
|------------------|-----|-----|------|------|----|----------------|-----------------|----------|----------|----------------|------|------|------|------|------|---|-------|--|--|
| RUSHING | ATT | YDS | AVG | LG | TD | RUSHING | ATT | YDS | AVG | LG | TD | | | | | | | | |
| E. Byner | 15 | 67 | 4.5 | 16 | 1 | S. Winder | 20 | 72 | 3.6 | 10 | 0 | | | | | | | | |
| K. Mack | 12 | 61 | 5.1 | 14 | 0 | G. Lang | 5 | 51 | 10.2 | 42 | 1 | | | | | | | | |
| | | | | | | J. Elway | 11 | 36 | 3.3 | 11 | 0 | | | | | | | | |
| | | | | | | T. Boddie | 1 | 8 | 8.0 | 8 | 0 | | | | | | | | |
| | | | | | | S. Sewell | 1 | 1 | 1.0 | 1t | 0 | | | | | | | | |
| | | | | | | M. Horan | 1 | -12 | -12.0 | -12 | 0 | | | | | | | | |
| TOTAL | 27 | 128 | 4.7 | 16 | 1 | TOTAL | 39 | 156 | 4.0 | 42 | 2 | | | | | | | | |
| | | | | | | | | | | | | | | | | | | | |
| PASSING | ATT | CMP | YDS | TD | LG | IN | Rtg. | PASSING | ATT | CMP | YDS | TD | LG | IN | Rtg. | | | | |
| B. Kosar | 41 | 26 | 356 | 2/20 | 3 | 53 | 1 | 105.3 | J. Elway | 26 | 14 | 281 | 2/25 | 3 | 80t | 1 | 114.4 | | |
| TOTAL | 41 | 26 | 356 | 2/20 | 3 | 53 | 1 | 105.3 | TOTAL | 26 | 14 | 281 | 2/25 | 3 | 80t | 1 | 114.4 | | |
| | | | | | | | | | | | | | | | | | | | |
| PASS RECEIVING | NO | YDS | AVG | LG | TD | PASS RECEIVING | NO | YDS | AVG | LG | TD | | | | | | | | |
| E. Byner | 7 | 120 | 17.1 | 53 | 1 | R. Nattiel | 5 | 95 | 19.0 | 26 | 1 | | | | | | | | |
| W. Slaughter | 4 | 53 | 13.3 | 24 | 1 | M. Jackson | 4 | 134 | 33.5 | 80t | 1 | | | | | | | | |
| B. Brennan | 4 | 48 | 12.0 | 19 | 0 | S. Winder | 3 | 34 | 11.3 | 20t | 1 | | | | | | | | |
| K. Mack | 4 | 28 | 7.0 | 9 | 0 | S. Sewell | 1 | 10 | 10.0 | 10 | 0 | | | | | | | | |
| O. Newsome | 3 | 35 | 11.7 | 25 | 0 | O. Mobley | 1 | 8 | 8.0 | 8 | 0 | | | | | | | | |
| R. Langhorne | 2 | 48 | 24.0 | 30 | 1 | | | | | | | | | | | | | | |
| C. Weathers | 1 | 19 | 19.0 | 19 | 0 | | | | | | | | | | | | | | |
| D. Tennell | 1 | 5 | 5.0 | 5 | 0 | | | | | | | | | | | | | | |
| TOTAL | 26 | 356 | 13.7 | 53 | 3 | TOTAL | 14 | 281 | 20.1 | 80t | 3 | | | | | | | | |
| | | | | | | | | | | | | | | | | | | | |
| INTERCEPTIONS | NO | YDS | AVG | LG | TD | INTERCEPTIONS | NO | YDS | AVG | LG | TD | | | | | | | | |
| F. Wright | 1 | 13 | 13.0 | 13 | 0 | F. Gilbert | 1 | 0 | 0.0 | 0 | 0 | | | | | | | | |
| TOTAL | 1 | 13 | 13.0 | 13 | 0 | TOTAL | 1 | 0 | 0.0 | 0 | 0 | | | | | | | | |
| | | | | | | | | | | | | | | | | | | | |
| PUNTING | NO | YDS | AVG | NET | TB | IN20 | LG | PUNTING | NO | YDS | AVG | NET | TB | IN20 | LG | | | | |
| L. Johnson | 2 | 96 | 48.0 | 41.5 | 0 | 0 | 59 | M. Horan | 2 | 83 | 41.5 | 29.5 | 0 | 0 | 44 | | | | |
| | | | | | | | | J. Elway | 1 | 18 | 18.0 | 18.0 | 0 | 0 | 18 | | | | |
| TOTAL | 2 | 96 | 48.0 | 41.5 | 0 | 0 | 59 | TOTAL | 3 | 101 | 33.7 | 25.7 | 0 | 0 | 44 | | | | |
| | | | | | | | | | | | | | | | | | | | |
| PUNT RETURNS | NO | YDS | AVG | FC | LG | TD | PUNT RETURNS | NO | YDS | AVG | FC | LG | TD | | | | | | |
| G. McNeil | 2 | 24 | 12.0 | 0 | 17 | 0 | K. Clark | 2 | 13 | 6.5 | 0 | 10 | 0 | | | | | | |
| (DOWNED) | 1 | 0 | 0.0 | 0 | — | 0 | | | | | | | | | | | | | |
| RETURNS | 2 | 24 | 12.0 | 0 | 17 | 0 | RETURNS | 2 | 13 | 6.5 | 0 | 10 | 0 | | | | | | |
| | | | | | | | | | | | | | | | | | | | |
| KICKOFF RETURNS | NO | YDS | AVG | FC | LG | TD | KICKOFF RETURNS | NO | YDS | AVG | FC | LG | TD | | | | | | |
| G. McNeil | 5 | 94 | 18.8 | 0 | 28 | 0 | K. Bell | 3 | 43 | 14.3 | 0 | 23 | 0 | | | | | | |
| RETURNS | 5 | 94 | 18.8 | 0 | 28 | 0 | RETURNS | 3 | 43 | 14.3 | 0 | 23 | 0 | | | | | | |

| Cleveland Browns | | | | | | | | | | | Denver Broncos | | | | | | | | | | |
|------------------|--|-----|------|-----|-----|----|----|------|-----|----|----------------|--|-----|------|-----|-----|----|----|------|-----|------|
| FUMBLES | | Fum | Lost | Own | Yds | TD | FF | Rec. | Yds | TD | FUMBLES | | Fum | Lost | Own | Yds | TD | FF | Rec. | Yds | TD</ |



N.Y. Giants 39, Denver 20

Sunday, Jan. 25, 1987 • 3:13 p.m. PST • Rose Bowl • Pasadena, Calif.

WEATHER: Sunny, 76°, Wind W 2-5 mph • ATTENDANCE: 101,063 • TIME: 3:25

Super Bowl XXI



The New York Giants broke open a close game with 24 unanswered points to begin the second half, capturing a 39-20 win over the Broncos in Super Bowl XXI at the Rose Bowl.

The Broncos drove to the Giants' 31-yard line on their opening drive and took a 3-0 lead when Rich Karlis booted a Super Bowl record-tying 48-yard field goal. New York answered with a 78-yard scoring drive that culminated with a 6-yard touchdown pass from Phil Simms to Zeke Mowatt.

Midway through the first quarter, Elway scored the team's first touchdown from four yards out on a quarterback draw to give Denver a 10-7 lead. The Giants' next drive stalled, and the Broncos got the ball back at the 14-minute mark of the second quarter. On the third play of the drive, on third-and-18, Elway unleashed a 54-yard bomb to Vance Johnson, giving the Broncos a first down on the Giants' 28. Seven plays later, Denver had a first-and-goal at the New York 1 but failed to score in three plays and Karlis was wide right on a 23-yard field goal attempt.

Denver's defense stifled the next Giants drive at the New York 47, and after a punt, the Broncos got the ball back on their own 15. Controversy entered the game when, on second-and-12, Elway threw an apparent completion for a first down to Clarence Kay. The pass was ruled incomplete, a call that was upheld after review of the television replay. On the next play, Giants defensive end George Martin sacked Elway in the end zone for a safety to pull New York within a point of Denver at 10-9. The Denver defense held again, giving it the ball at its own 37. The Broncos drove down to New York's 16-yard-line, but Karlis was wide right on a 34-yard field goal attempt with 13 seconds left in the half.

New York scored on all three third-quarter drives and outgained Denver in the period 163 yards to 2. With the score at 26-10, the Giants mounted a scoring drive on their first possession of the fourth quarter, and they went ahead 33-10 after Phil McConkey caught a deflected pass in the end zone for Simms' third touchdown strike of the day. Denver got the ball back at its own 16 and Elway moved the squad to the New York 10 as Karlis kicked a 28-yard field goal to make the score 33-13. The Giants took only five plays to move 46 yards for their next touchdown, a 2-yard run by Ottis Anderson that made the score 39-13. Elway took Denver down the field again and hit Vance Johnson with a 47-yard touchdown pass for the game's final points at 12:54.

OFFICIALS:

Referee — Jerry Markbreit (9); **Umpire** — Bob Boylston (101); **Line Judge** — Bob Beeks (59); **Side Judge** — Gil Mace (90); **Head Linesman** — Terry Gierke (72); **Back Judge** — Jim Poole (92); **Field Judge** — Pat Mallette (82).

| | | 1 | 2 | 3 | 4 | OT | TOTAL | FIELD GOALS (made () & missed) | | | |
|---------|-----------------|------------|--|----|----|----|-------|---------------------------------|---------|------|-----------|
| VISITOR | Denver Broncos | 10 | 0 | 0 | 10 | — | 20 | R. Karlis | (48) | 23WR | 34WR (28) |
| HOME | New York Giants | 7 | 2 | 17 | 13 | — | 39 | R. Allegre | (21) | | |
| Team | Qtr | Clock Time | PLAY DESCRIPTION (Extra Point) (Drive Info) | | | | SCORE | | Visitor | Home | |
| BRONCOS | 1 | 4:09 | R. Karlis 48 yd. Field Goal (8-45, 4:09) | | | | 3 | | 0 | | |
| GIANTS | 1 | 9:33 | Z. Mowatt 6 yd. pass from P. Simms (R. Allegre, kick) (9-78, 5:24) | | | | 3 | | 7 | | |
| BRONCOS | 1 | 12:54 | J. Elway 4 yd. run (R. Karlis, kick) (6-58, 3:21) | | | | 10 | | 7 | | |
| GIANTS | 2 | 12:14 | Safety—J. Elway sacked by G. Martin in end zone (3- (-)15, 0:47) | | | | 10 | | 9 | | |
| GIANTS | 3 | 4:52 | M. Bavaro 13 yd. pass from P. Simms (R. Allegre, kick) (8-63, 4:52) | | | | 10 | | 16 | | |
| GIANTS | 3 | 11:06 | R. Allegre 21 yd. Field Goal (9-32, 5:07) | | | | 10 | | 19 | | |
| GIANTS | 3 | 14:36 | J. Morris 1 yd. run (R. Allegre, kick) (5-68, 2:14) | | | | 10 | | 26 | | |
| GIANTS | 4 | 4:04 | P. McConkey 6 yd. pass from P. Simms (R. Allegre, kick) (6-52, 3:50) | | | | 10 | | 33 | | |
| BRONCOS | 4 | 8:59 | R. Karlis 28 yd. Field Goal (13-73, 4:55) | | | | 13 | | 33 | | |
| GIANTS | 4 | 10:42 | O. Anderson 2 yd. run (kick wide) (5-46, 2:43) | | | | 13 | | 39 | | |
| BRONCOS | 4 | 12:54 | V. Johnson 47 yd. pass from J. Elway (R. Karlis, kick) (5-69, 1:12) | | | | 20 | | 39 | | |

DENVER BRONCOS

OFFENSE

| | | | |
|-------|-------------|---------|----------------|
| WR 82 | V. Johnson | LE 61 | A. Townsend |
| LT 70 | D. Studdard | NT 71 | G. Kragen |
| LG 54 | K. Bishop | RE 75 | R. Jones |
| C 64 | B. Bryan | LOLB 50 | J. Ryan |
| RG 63 | M. Cooper | LILB 77 | K. Mecklenburg |
| RT 76 | K. Lanier | RILB 98 | R. Hunley |
| TE 88 | C. Kay | ROLB 57 | T. Jackson |
| WR 81 | S. Watson | LCB 20 | L. Wright |
| QB 7 | J. Elway | RCB 31 | M. Harden |
| RB 23 | S. Winder | SS 49 | D. Smith |
| RB 47 | G. Willhite | FS 43 | S. Foley |

DEFENSE

BRONCOS SUBSTITUTIONS: P 2 M. Horan, K 3 R. Karlis, QB 8 G. Kubiak, S 22 T. Lilly, RB 30 S. Sewell, RB 33 G. Lang, RB 35 K. Bell, S 36 M. Haynes, CB 45 S. Wilson, DB 48 R. Robbins, LB 52 K. Woodward, LB 55 R. Dennison, LB 59 D. Comeaux, G 62 M. Freeman, NT 69 T. Colorito, DE 73 S. Fletcher, T 74 D. Remsberg, WR 80 M. Jackson, WR 84 C. Sampson, TE 85 J. Hackett, RB 87 B. Micho, TE 89 O. Mobley, DE 90 F. Gilbert.

NEW YORK GIANTS

OFFENSE

| | | | |
|-------|-------------|---------|--------------|
| WR 86 | L. Manuel | LE 75 | G. Martin |
| LT 60 | B. Benson | NT 64 | J. Burt |
| LG 67 | B. Ard | RE 70 | L. Marshall |
| C 65 | B. Oates | LOLB 58 | C. Banks |
| RG 61 | C. Godfrey | LILB 55 | G. Reasons |
| RT 63 | K. Nelson | RILB 53 | H. Carson |
| TE 89 | M. Bavaro | ROLB 56 | L. Taylor |
| WR 81 | S. Robinson | LCB 34 | E. Patterson |
| QB 11 | P. Simms | RCB 23 | P. Williams |
| RB 20 | J. Morris | SS 48 | K. Hill |
| RB 44 | M. Carthon | FS 27 | H. Welch |

DEFENSE

GIANTS SUBSTITUTIONS: K 2 R. Allegre, P 5 S. Landeta, QB 17 J. Rutledge, RB 22 L. Rouson, RB 24 O. Anderson, CB 25 M. Collins, S 28 T. Flynn, RB 30 T. Galbreath, S 46 G. Lasker, LB 51 R. Jones, LB 52 P. Johnson, LB 54 A. Headen, LB 57 B. Hunt, C 59 B. Johnston, T 66 W. Roberts, G 68 D. Johnson, DT 74 E. Howard, DE 77 E. Dorsey, DT 78 J. Sally, WR 80 P. McConkey, TE 84 Z. Mowatt, WR 87 S. Miller, WR 88 B. Johnson.

FINAL INDIVIDUAL STATISTICS

| Denver Broncos | | | | | | | | | | | | New York Giants | | | | | | | | | | | |
|-----------------|--|-----|------|----------|------|----|--------------|-----------------|------------|------|----------|-----------------|------|------|------|----------|-----|----|----|-------|------|----|----------|
| RUSHING | | ATT | YDS | AVG | LG | TD | RUSHING | | | | | ATT | YDS | AVG | LG | TD | | | | | | | |
| J. Elway | | 6 | 27 | 4.5 | 10 | 1 | J. Morris | | 20 | 67 | 3.3 | 11 | 1 | TD | | | | | | | | | |
| G. Willhite | | 4 | 19 | 4.8 | 11 | 0 | P. Simms | | 3 | 25 | 8.3 | 22 | 0 | TD | | | | | | | | | |
| S. Sewell | | 3 | 4 | 1.3 | 12 | 0 | L. Rouson | | 3 | 22 | 7.3 | 18 | 0 | TD | | | | | | | | | |
| G. Lang | | 2 | 2 | 1.0 | 4 | 0 | T. Galbreath | | 4 | 17 | 4.3 | 7 | 0 | TD | | | | | | | | | |
| S. Winder | | 4 | 0 | 0.0 | 3 | 0 | M. Carthon | | 3 | 4 | 1.3 | 2 | 0 | TD | | | | | | | | | |
| | | | | | | | O. Anderson | | 2 | 1 | 0.5 | 2 | 0 | TD | | | | | | | | | |
| | | | | | | | J. Rutledge | | 3 | 0 | 0.0 | 2 | 0 | TD | | | | | | | | | |
| TOTAL | | 19 | 52 | 2.7 | 12 | 1 | TOTAL | | 38 | 136 | 3.6 | 22 | 2 | TD | | | | | | | | | |
| PASSING | | ATT | CMP | YDS | TKD/ | YD | TD | LG | IN | Rtg. | PASSING | | ATT | CMP | YDS | TKD/ | YD | TD | LG | IN | Rtg. | | |
| J. Elway | | 37 | 22 | 304 | 3/26 | 1 | 54 | 1 | 83.6 | | P. Simms | | 25 | 22 | 268 | 1/5 | 3 | 44 | 0 | 150.9 | | | |
| G. Kubiak | | 4 | 4 | 48 | 1/6 | 0 | 23 | 0 | 116.7 | | | | | | | | | | | | | | |
| TOTAL | | 41 | 26 | 352 | 4/32 | 1 | 54 | 1 | 88.7 | | TOTAL | | 25 | 22 | 268 | 1/5 | 3 | 44 | 0 | 150.9 | | | |
| PASS RECEIVING | | NO | | YDS | AVG | LG | TD | PASS RECEIVING | | NO | | YDS | AVG | LG | TD | | | | | | | | |
| V. Johnson | | 5 | | 121 | 24.2 | 54 | 1 | M. Bavaro | | 4 | | 51 | 12.8 | 17 | 1 | | | | | | | | |
| G. Willhite | | 5 | | 39 | 7.8 | 11 | 0 | J. Morris | | 4 | | 20 | 5.0 | 12 | 0 | | | | | | | | |
| S. Winder | | 4 | | 34 | 8.5 | 14 | 0 | M. Carthon | | 4 | | 13 | 3.3 | 7 | 0 | | | | | | | | |
| M. Jackson | | 3 | | 51 | 17.0 | 24 | 0 | S. Robinson | | 3 | | 62 | 20.7 | 36 | 0 | | | | | | | | |
| S. Watson | | 2 | | 54 | 27.0 | 31 | 0 | L. Manuel | | 3 | | 43 | 14.3 | 17 | 0 | | | | | | | | |
| C. Sampson | | 2 | | 20 | 10.0 | 11 | 0 | P. McConkey | | 2 | | 50 | 25.0 | 44 | 1 | | | | | | | | |
| O. Mobley | | 2 | | 17 | 8.5 | 11 | 0 | L. Rouson | | 1 | | 23 | 23.0 | 23 | 0 | | | | | | | | |
| S. Sewell | | 2 | | 12 | 6.0 | 7 | 0 | Z. Mowatt | | 1 | | 6 | 6.0 | 6 | 1 | | | | | | | | |
| G. Lang | | 1 | | 4 | 4.0 | 4 | 0 | | | | | | | | | | | | | | | | |
| TOTAL | | 26 | | 352 | 13.5 | 54 | 1 | TOTAL | | 22 | | 268 | 12.2 | 44 | 3 | | | | | | | | |
| INTERCEPTIONS | | NO | | YDS | AVG | LG | TD | INTERCEPTIONS | | NO | | YDS | AVG | LG | TD | | | | | | | | |
| | | 1 | | -7 | -7.0 | -7 | 0 | E. Patterson | | 1 | | -7 | -7.0 | -7 | 0 | | | | | | | | |
| TOTAL | | 0 | | 0 | 0.0 | — | 0 | TOTAL | | 1 | | -7 | -7.0 | -7 | 0 | | | | | | | | |
| PUNTING | | NO | YDS | AVG | NET | TB | IN20 | LG | PUNTING | | NO | YDS | AVG | NET | TB | IN20 | LG | | | | | | |
| M. Horan | | 2 | 82 | 41.0 | 28.5 | 0 | 0 | 42 | S. Landeta | | 3 | 138 | 46.0 | 36.3 | 1 | 1 | 59 | | | | | | |
| TOTAL | | 2 | 82 | 41.0 | 28.5 | 0 | 0 | 42 | TOTAL | | 3 | 138 | 46.0 | 36.3 | 1 | 1 | 59 | | | | | | |
| PUNT RETURNS | | NO | YDS | AVG | FC | LG | TD | PUNT RETURNS | | NO | YDS | AVG | FC | LG | TD | | | | | | | | |
| G. Willhite | | 1 | 9 | 9.0 | 1 | 9 | 0 | P. McConkey | | 1 | 25 | 25.0 | 1 | 25 | 0 | | | | | | | | |
| (TOUCHBACK) | | 1 | 0 | 0.0 | 0 | — | 0 | | | | | | | | | | | | | | | | |
| RETURNS | | 1 | 9 | 9.0 | 1 | 9 | 0 | RETURNS | | 1 | 25 | 25.0 | 1 | 25 | 0 | | | | | | | | |
| KICKOFF RETURNS | | NO | YDS | AVG | FC | LG | TD | KICKOFF RETURNS | | NO | YDS | AVG | FC | LG | TD | | | | | | | | |
| K. Bell | | 3 | 48 | 16.0 | 0 | 28 | 0 | L. Rouson | | 3 | 56 | 18.7 | 0 | 22 | 0 | | | | | | | | |
| G. Lang | | 2 | 36 | 18.0 | 0 | 23 | 0 | T. Flynn | | 1 | -3 | -3.0 | 0 | 0 | 0 | | | | | | | | |
| RETURNS | | 5 | 84 | 16.8 | 0 | 28 | 0 | RETURNS | | 4 | 53 | 13.3 | 0 | 22 | 0 | | | | | | | | |
| Denver Broncos | | | | | | | | | | | | New York Giants | | | | | | | | | | | |
| FUMBLES | | Fum | Lost | Own Rec. | Yds | TD | FF | Rec. | Yds | TD | Own Bnds | FUMBLES | | Fum | Lost | Own Rec. | Yds | TD | FF | Rec. | Yds | TD | Own Bnds |
| J. Elway | | 1 | 0 | 1 | 0 | 0 | 0 | 0 | 0 | 0 | 0 | L. Marshall | | 0 | 0 | 0 | 0 | 0 | 1 | 0 | 0 | 0 | 0 |
| K. Bell | | 1 | 0 | 0 | 0 | 0 | 0 | 0 | 0 | 0 | 0 | P. Johnson | | 0 | 0 | 0 | 0 | 0 | 1 | 0 | 0 | 0 | 0 |
| J. Hackett | | 0 | 0 | 1 | 0 | 0 | 0 | 0 | 0 | 0 | 0 | | | | | | | | | | | | |
| TOTAL | | 2 | 0 | 2 | 0 | 0 | 0 | 0 | 0 | 0 | 0 | TOTAL | | 0 | 0 | 0 | 0 | 0 | 2 | 0 | 0 | 0 | 0 |



Denver 23, Cleveland 20 OT

Sunday, Jan. 11, 1987 • 12:30 p.m. EST • Cleveland Stadium • Cleveland

WEATHER: Solid Overcast, 30°, Wind NW 14 mph (-5°) • ATTENDANCE: 79,915 • TIME: 3:50

1986 AFC Championship Game

In a game which will forever be remembered as "The Drive," Rich Karlis kicked a 33-yard field goal 5:48 into overtime to give the Broncos a 23-20 victory in the 1986 AFC Championship Game. The game was played at Cleveland Stadium before a crowd of 79,915 fans, who braved a wind-chill of -5 degrees.

Cleveland took a 7-0 led when Bernie Kosar threw a 6-yard touchdown pass to Herman Fontenot in the first quarter. The Broncos stopped the next two Cleveland drives with interceptions, including the second by Jim Ryan, whose return set up a 19-yard field goal by Karlis to make the score 7-3. Ken Woodard recovered a fumble on Cleveland's next drive, putting the club in position for Gerald Willhite's fourth-down 1-yard touchdown run at 4:24 of the second quarter that gave Denver a 10-7 lead.

Browns kicker Mark Moseley tied the score at 10 with a 29-yard field goal with 20 seconds left in the first half. Denver scored on a 26-yard Rich Karlis field goal 12 minutes into the third quarter, but the Browns responded as Mack rushed for 34 yards in a 10-play, 76-yard drive that culminated with a 24-yard Moseley field goal that tied the score at 13. After two Denver punts, Kosar's 48-yard touchdown strike to Brian Brennan put Cleveland ahead 20-13 with 5:43 left in the game.

The kickoff rolled to the Denver 2-yard line, where the Broncos and Elway began "The Drive." On the fifth play (2nd-and-7 from the Broncos' 15), Elway rushed for 11 yards and a first down. He then hit Steve Sewell for a 22-yard gain, followed by a 12-yard strike to Steve Watson to give Denver a first down on the Cleveland 40. After an incomplection and an 8-yard sack, Elway threw a 20-yard pass to Mark Jackson, moving the team to the Cleveland 28. An Elway-to-Sewell pass gave the Broncos a first down on the Browns' 14 with 57 seconds left. After an incomplection, Elway ran nine yards to the Cleveland 5-yard line. On the next play, he hit Jackson for a touchdown, and Karlis' extra point tied the score at 20 with 37 seconds left.

The Browns won the coin toss in overtime and elected to receive, but Denver's defense stopped them. Cleveland punted and Willhite returned it to the Broncos' 25, where the Denver offense went to work. On second-and-5, Elway hit Orson Mobley for a 22-yard gain and three plays later threw a 28-yard pass to Watson. With a first down on Cleveland's 22-yard line, the Broncos rushed three times to get to the 15, and on fourth down, Karlis hit the 33-yard game-winning field goal.

OFFICIALS:

Referee — Chuck Heberling (46); **Umpire** — Gordon Wells (89); **Line Judge** — Bill Reynolds (53); **Side Judge** — Gary Lane (120); **Head Linesman** — Ed Marion (26); **Back Judge** — Ben Tompkins (52); **Field Judge** — Johnny Grier (23).

| | 1 | 2 | 3 | 4 | OT | TOTAL | FIELD GOALS (made () & missed) | |
|---------|------------------|------------|---|------|----|-------|---------------------------------|----|
| VISITOR | Denver Broncos | 0 | 10 | 3 | 7 | 3 | 23 | |
| HOME | Cleveland Browns | 7 | 3 | 0 | 10 | 0 | 20 | |
| Team | Qtr | Clock Time | PLAY DESCRIPTION (Extra Point) (Drive Info) | | | | SCORE | |
| | | | Visitor | Home | | | | |
| BROWNS | 1 | 9:41 | H. Fontenot 6 yd. pass from B. Kosar (M. Moseley, kick) (14-86, 7:18) | | | | 0 | 7 |
| BRONCOS | 2 | 2:53 | R. Karlis 19 yd. Field Goal (4-8, 0:54) | | | | 3 | 7 |
| BRONCOS | 2 | 4:24 | G. Willhite 1 yd. run (R. Karlis, kick) (5-37, 1:05) | | | | 10 | 7 |
| BROWNS | 2 | 14:40 | M. Moseley 29 yd. Field Goal (9-53, 4:01) | | | | 10 | 10 |
| BRONCOS | 3 | 12:10 | R. Karlis 26 yd. Field Goal (11-61, 4:28) | | | | 13 | 10 |
| BROWNS | 4 | 2:22 | M. Moseley 24 yd. Field Goal (10-76, 5:01) | | | | 13 | 13 |
| BROWNS | 4 | 9:17 | B. Brennan 48 yd. pass from B. Kosar (M. Moseley, kick) (3-52, 0:57) | | | | 13 | 20 |
| BRONCOS | 4 | 14:23 | M. Jackson 5 yd. pass from J. Elway (R. Karlis, kick) (15-98, 4:55) | | | | 20 | 20 |
| BRONCOS | OT | 5:48 | R. Karlis 33 yd. Field Goal (9-60, 5:07) | | | | 23 | 20 |

DENVER BRONCOS

| OFFENSE | | DEFENSE | |
|---------|----------------|---------|-------------------|
| WR | 82 V. Johnson | LE | 75 R. Jones |
| LT | 70 D. Studdard | NT | 71 G. Kragen |
| LG | 54 K. Bishop | RE | 61 A. Townsend |
| C | 64 B. Bryan | LOLB | 50 J. Ryan |
| RG | 63 M. Cooper | LILB | 77 K. Mecklenburg |
| RT | 76 K. Lanier | RILB | 98 R. Hunley |
| TE | 85 J. Hackett | ROLB | 57 T. Jackson |
| WR | 81 S. Watson | LCB | 20 L. Wright |
| QB | 7 J. Elway | RCB | 31 M. Harden |
| RB | 23 S. Winder | SS | 49 D. Smith |
| TE | 89 O. Mobley | FS | 43 S. Foley |

BRONCOS SUBSTITUTIONS: P 2 M. Horan, K 3 R. Karlis, QB 8 G. Kubiak, S 22 T. Lilly, RB 30 S. Sewell, RB 33 G. Lang, RB 35 K. Bell, CB 45 S. Wilson, RB 47 G. Willhite, S 48 R. Robbins, LB 52 K. Woodard, LB 55 R. Dennison, LB 59 D. Comeaux, G 62 M. Freeman, NT 69 T. Colorito, DE 73 S. Fletcher, T 74 D. Remsburg, WR 80 M. Jackson, WR 84 C. Sampson, WR 87 B. Micho, TE 88 C. Kay, DE 90 F. Gilbert. **DID NOT PLAY:** CB 36 M. Haynes.

CLEVELAND BROWNS

| OFFENSE | | DEFENSE | |
|---------|-----------------|---------|------------------|
| WR | 88 R. Langhorne | LE | 96 R. Camp |
| LT | 77 R. Bolden | NT | 79 B. Golic |
| LG | 74 P. Farren | RE | 78 C. Hairston |
| C | 61 M. Baab | LOLB | 56 C. Banks |
| RG | 69 D. Fike | LILB | 51 E. Johnson |
| RT | 63 C. Risien | RILB | 53 A. Griggs |
| TE | 82 O. Newsome | ROLB | 57 C. Matthews |
| WR | 84 W. Slaughter | LCB | 31 F. Minnifield |
| QB | 19 B. Kosar | RCB | 29 H. Dixon |
| RB | 44 E. Byner | SS | 24 R. Ellis |
| FB | 34 K. Mack | FS | 37 C. Rockins |

BROWNS SUBSTITUTIONS: K 3 M. Mosley, P 7 J. Gossett, S 22 F. Wright, CB 23 M. Harper, S 27 A. Gross, RB 28 H. Fontenot, RB 39 M. Everett, CB 48 D. Hoggard, LB 50 B. Van Pelt, LB 58 S. Nicholas, LB 59 M. Johnson, G 62 G. Lilja, G 70 L. Williams, NT 72 D. Puzzuoli, TE 81 H. Holt, WR 85 C. Weathers, WR 86 B. Brennan, TE 87 T. Tucker, WR 89 G. McNeil, DE 91 S. Clancy. **DID NOT PLAY:** QB 10 M. Pagle, RB 33 C. Dickey.

FINAL INDIVIDUAL STATISTICS

| Denver Broncos | | | | | | | | | | | Cleveland Browns | | | | | | | | | | |
|-----------------|-----|------|----------|------|----|--------------|-----------------|----------------|----------|------|------------------|--------|--------------|----------|-----|------|------|------|-----|----|------|
| RUSHING | | ATT | YDS | AVG | LG | TD | RUSHING | | ATT | YDS | AVG | LG | TD | | | | | | | | |
| S. Winder | | 26 | 83 | 3.2 | 9 | 0 | K. Mack | | 26 | 94 | 3.6 | 15 | 0 | | | | | | | | |
| J. Elway | | 4 | 56 | 14.0 | 34 | 0 | B. Kosar | | 4 | 3 | 0.8 | 3 | 0 | | | | | | | | |
| G. Lang | | 3 | 9 | 3.0 | 4 | 0 | H. Fontenot | | 3 | 3 | 1.0 | 4 | 0 | | | | | | | | |
| S. Sewell | | 1 | 1 | 1.0 | 1 | 0 | | | | | | | | | | | | | | | |
| G. Willhite | | 3 | 0 | 0.0 | 2 | 1 | | | | | | | | | | | | | | | |
| TOTAL | | 37 | 149 | 4.0 | 34 | 1 | TOTAL | | 33 | 100 | 3.0 | 15 | 0 | | | | | | | | |
| PASSING | | | | | | | | | | | PASSING | | | | | | | | | | |
| ATT | CMP | YDS | TKD/YD | TD | LG | IN | Rtg. | PASSING | ATT | CMP | YDS | TKD/YD | TD | LG | IN | Rtg. | | | | | |
| J. Elway | 38 | 22 | 244 | 2/19 | 1 | 28 | 1 | 74.9 | B. Kosar | 32 | 18 | 259 | 1/3 | 2 | 48t | 2 | 77.5 | | | | |
| TOTAL | 38 | 22 | 244 | 2/19 | 1 | 28 | 1 | 74.9 | TOTAL | 32 | 18 | 259 | 1/3 | 2 | 48t | 2 | 77.5 | | | | |
| PASS RECEIVING | | | | | | | | | | | PASS RECEIVING | | | | | | | | | | |
| | NO | YDS | AVG | LG | TD | | | PASS RECEIVING | | NO | YDS | AVG | LG | TD | | | | | | | |
| S. Watson | 3 | 55 | 18.3 | 28 | 0 | H. Fontenot | | 7 | 66 | 9.4 | 24 | 1 | B. Brennan | | 4 | 72 | 18.0 | 48t | 1 | | |
| S. Sewell | 3 | 47 | 15.7 | 22 | 0 | R. Langhorne | | 2 | 35 | 17.5 | 22 | 0 | K. Mack | | 2 | 20 | 10.0 | 12 | 0 | | |
| O. Mobley | 3 | 36 | 12.0 | 22 | 0 | C. Weathers | | 1 | 42 | 42.0 | 42 | 0 | W. Slaughter | | 1 | 20 | 20.0 | 20 | 0 | | |
| V. Johnson | 3 | 25 | 8.3 | 14 | 0 | E. Byner | | 1 | 4 | 4.0 | 4 | 0 | | | | | | | | | |
| M. Jackson | 2 | 25 | 12.5 | 20 | 1 | | | | | | | | | | | | | | | | |
| C. Kay | 2 | 23 | 11.5 | 15 | 0 | | | | | | | | | | | | | | | | |
| G. Willhite | 2 | 20 | 10.0 | 16 | 0 | | | | | | | | | | | | | | | | |
| S. Winder | 2 | 2 | 1.0 | 5 | 0 | | | | | | | | | | | | | | | | |
| C. Sampson | 1 | 10 | 10.0 | 10 | 0 | | | | | | | | | | | | | | | | |
| G. Lang | 1 | 1 | 1.0 | 1 | 0 | | | | | | | | | | | | | | | | |
| TOTAL | 22 | 244 | 11.1 | 28 | 1 | TOTAL | | 18 | 259 | 14.4 | 48t | 2 | | | | | | | | | |
| INTERCEPTIONS | | | | | | | | | | | INTERCEPTIONS | | | | | | | | | | |
| | NO | YDS | AVG | LG | TD | | | INTERCEPTIONS | | NO | YDS | AVG | LG | TD | | | | | | | |
| J. Ryan | 1 | 26 | 26.0 | 26 | 0 | M. Harper | | 1 | 0 | 0.0 | 0 | 0 | | | | | | | | | |
| R. Hunley | 1 | 14 | 14.0 | 14 | 0 | | | | | | | | | | | | | | | | |
| TOTAL | 2 | 40 | 20.0 | 26 | 0 | TOTAL | | 1 | 0 | 0.0 | 0 | 0 | | | | | | | | | |
| PUNTING | | | | | | | | | | | PUNTING | | | | | | | | | | |
| | NO | YDS | AVG | NET | TB | IN20 | LG | PUNTING | NO | YDS | AVG | NET | TB | IN20 | LG | | | | | | |
| M. Horan | 6 | 244 | 40.7 | 34.5 | 0 | 1 | 48 | J. Gossett | 6 | 259 | 43.2 | 38.2 | 1 | 2 | 58 | | | | | | |
| J. Elway | 1 | 19 | 19.0 | 19.0 | 0 | 1 | 19 | | | | | | | | | | | | | | |
| TOTAL | 7 | 263 | 37.6 | 32.3 | 0 | 2 | 48 | TOTAL | 6 | 259 | 43.2 | 38.2 | 1 | 2 | 58 | | | | | | |
| PUNT RETURNS | | | | | | | | | | | PUNT RETURNS | | | | | | | | | | |
| | NO | YDS | AVG | FC | LG | TD | PUNT RETURNS | | | NO | YDS | AVG | FC | LG | TD | | | | | | |
| G. Willhite | 3 | 10 | 3.3 | 1 | 4 | 0 | G. McNeil | | 3 | 37 | 12.3 | 1 | 18 | 0 | | | | | | | |
| TOTAL | 3 | 10 | 3.3 | 1 | 4 | 0 | RETURNS | | 3 | 37 | 12.3 | 1 | 18 | 0 | | | | | | | |
| KICKOFF RETURNS | | | | | | | | | | | KICKOFF RETURNS | | | | | | | | | | |
| | NO | YDS | AVG | FC | LG | TD | KICKOFF RETURNS | | | NO | YDS | AVG | FC | LG | TD | | | | | | |
| G. Lang | 2 | 14 | 7.0 | 0 | 14 | 0 | H. Fontenot | | 2 | 25 | 12.5 | 0 | 14 | 0 | | | | | | | |
| K. Bell | 2 | 10 | 5.0 | 0 | 10 | 0 | G. McNeil | | 4 | 80 | 40.0 | 0 | 30 | 0 | | | | | | | |
| M. Freeman | 1 | 9 | 9.0 | 0 | 9 | 0 | | | | | | | | | | | | | | | |
| RETURNS | 5 | 33 | 6.6 | 0 | 14 | 0 | RETURNS | | 6 | 105 | 17.5 | 0 | 30 | 0 | | | | | | | |
| Denver Broncos | | | | | | | | | | | Cleveland Browns | | | | | | | | | | |
| FUMBLES | Fum | Lost | Own Rec. | Yds | TD | FF | Rec. | Yds | TD | Bnds | FUMBLES | Fum | Lost | Own Rec. | Yds | TD | FF | Rec. | Yds | TD | Bnds |
| K. Woodard | 0 | 0 | 0 | 0 | 0 | 1 | 0 | 0 | 0 | 0 | K. Mack | 2 | 1 | 0 | 0 | 0 | 0 | 0 | 0 | 0 | 0 |
| K. Bell | 2 | 0 | 2 | 0 | 0 | 0 | 0 | 0 | 0 | 0 | T. Tucker | 0 | 0 | 1 | 0 | 0 | 0 | 0 | 0 | 0 | 0 |
| K. Bishop | 0 | 0 | 0 | 0 | 0 | 1 | 0 | 0 | 0 | 0 | G. McNeil | 1 | 0 | 0 | 0 | 0 | 0 | 0 | 0 | 0 | 0 |
| | | | | | | | | | | | C. Rockins | 0 | 0 | 1 | 0 | 0 | 0 | 0 | 0 | 0 | 0 |
| TOTAL | 2 | 0 | 2 | 0 | 0 | 1 | 1 | 0 | 0 | 0 | TOTAL | 3 | 1 | 2 | 0 | 0 | 0 | 0 | 0 | 0 | 0 |

FINAL TEAM STATISTICS

| BRONCOS | | | | | BROWNS | | | | | BRONCOS | | | | | BROWNS | | | | |
|--|--|--|--|--|----------|----------|--|--|--|---------|---|--|--|--|--------|-------|-------|--|--|
| TOTAL FIRST DOWNS | | | | | 22 | 17 | | | | | PUNTS Number and Average | | | | | 7-38 | 6-43 | | |
| By Rushing | | | | | 6 | 4 | | | | | Had Blocked | | | | | 0 | 0 | | |
| By Passing | | | | | 13 | 12 | | | | | FGs – PATs Had Blocked | | | | | 0-0 | 0-0 | | |
| By Penalty | | | | | 3 | 1 | | | | | TOTAL RETURN YARDAGE (Not Including Kickoffs) | | | | | 50 | 37 | | |
| THIRD DOWN EFFICIENCY | | | | | 51.8-28% | 51.3-39% | | | | | No. and Yards Punt Returns | | | | | 3-10 | 3-37 | | |
| FOURTH DOWN EFFICIENCY | | | | | 1-100-1% | 0-0-0% | | | | | No. and Yards Kickoff Returns | | | | | 5-33 | 6-105 | | |
| TOTAL NET YARDS | | | | | 374 | 356 | | | | | No. and Yards Interception Returns | | | | | 2-40 | 1-0 | | |
| Total Offensive Plays (inc. times thrown passing) | | | | | 77 | 66 | | | | | PENALTIES Number and Yards | | | | | 6-39 | 9-76 | | |
| Average gain per offensive play | | | | | 4.9 | 5.4 | | | | | FUMBLES Number and Lost | | | | | 2-0 | 3-1 | | |
| NET YARDS RUSHING | | | | | 149 | 100 | | | | | TOUCHDOWNS | | | | | 2 | 2 | | |
| Total Rushing Plays | | | | | 37 | 33 | | | | | Rushing | | | | | 1 | 0 | | |
| Average gain per rushing play | | | | | 4.0 | 3.0 | | | | | Passing | | | | | 1 | 2 | | |
| NET YARDS PASSING | | | | | 225 | 256 | | | | | Returns | | | | | 0 | 0 | | |
| Times thrown – yards lost attempting to pass | | | | | 2-19 | 1-3 | | | | | EXTRA POINTS Made-Attempts | | | | | 2-2 | 2-2 | | |
| Gross yards passing | | | | | 244 | 259 | | | | | FIELD GOALS Made-Attempts | | | | | 3-3 | 2-2 | | |
| PASS ATTEMPTS-COMPLETIONS-HAD INTERCEPTED | | | | | 38-22-1 | 32-18-2 | | | | | SAFETIES | | | | | 0 | 0 | | |
| Average gain per pass play (inc. # thrown passing) | | | | | 5.6 | 7.8 | | | | | FINAL SCORE | | | | | 23 | 20 | | |
| | | | | | | | | | | | TIME OF POSSESSION | | | | | 34:05 | 31:43 | | |



Denver 22, New England 17

Sunday, Jan. 4, 1987 • 2 p.m. MST • Mile High Stadium • Denver

WEATHER: Sunny, 65°, Wind S 9 mph • ATTENDANCE: 76,105 • TIME: 3:09

1986 AFC Divisional Playoff Game

Rulon Jones sacked Tony Eason in the end zone for a safety with 1:37 left on the clock to put Denver up 22-17 and halt the Patriots' final comeback drive in an AFC Divisional Playoff Game played in front of 76,105 fans at Mile High Stadium. The playoff victory was the first for the Broncos since the 1977 season.

The two teams traded punts for the first 9 minutes of the game before Denver posed the initial scoring threat. Starting at their own 20, the Broncos took four plays to reach the New England 7 behind John Elway completions of 39 and 21 yards. On second-and-goal from the 4, Elway rolled around the left side and was hit just short of the goal line. He was penalized (delay of game) for spiking the ball after the play, and that sent Denver back to the 6. Two plays later, Rich Karlis nailed a 27-yard field goal to give Denver a 3-0 lead.

New England mounted a 7-play, 87-yard drive later in the quarter with Eason hitting Stanley Morgan for a 19-yard touchdown. The Broncos roared right back with a 13-play, 82-yard drive that was punctuated by a 22-yard touchdown run by Elway, giving Denver a 10-7 lead midway through the second quarter. The Patriots tied the score on the last play of the half with a 38-yard Tony Franklin field goal.

Denver received the kickoff to open the second half and proceeded to chew up more than 9 minutes off the clock. The Broncos ran the ball 11 times on the drive, which stalled on the Patriots' 5. Karlis' 22-yard field goal put Denver up 13-10.

Five plays into the next New England drive, the Patriots took a page out of Dan Reeves' bag of tricks, scoring on a flea-flicker that ended with a 45-yard touchdown pass from Eason to Morgan to give New England its first lead of the game at 17-13. Denver jumped right back on top, traveling 86 yards in six plays to score on a 48-yard Elway-to-Vance Johnson pass on the last play of the third quarter.

The two teams both punted three times in the fourth quarter, and the last one, a Mike Horan punt of 54 yards, backed New England to its own 10. On first down, Eason dropped back to pass but was sacked for a safety by Jones. Denver recovered the onside free kick and held on to the ball and the win.

Elway finished the game 13-of-32 passing for 257 yards and a touchdown, and Sammy Winder rushed for 102 yards on 19 carries. Johnson led the Broncos with 89 yards receiving.

OFFICIALS:

Referee — Jerry Seeman (70); Umpire — Rex Stuart (103); Line Judge — Ray Dodez (74); Side Judge — Bob Rice (80); Head Linesman — Burl Toler (37); Back Judge — Jim Poole (92); Field Judge — Ron Spittler (119).

| | 1 | 2 | 3 | 4 | OT | TOTAL | FIELD GOALS (made /) & missed) |
|---------|----------------------|---|----|----|----|-------|---------------------------------|
| VISITOR | New England Patriots | 0 | 10 | 7 | 0 | 17 | T. Franklin (38) |
| HOME | Denver Broncos | 3 | 7 | 10 | 2 | 22 | R. Karlis (27) (22) |

| Team | Qtr | Clock Time | PLAY DESCRIPTION (Extra Point) (Drive Info) | SCORE Visitor | Home |
|----------|-----|------------|--|---------------|------|
| BRONCOS | 1 | 12:12 | R. Karlis 27 yd. Field Goal (8-71, 3:07) | 0 | 3 |
| PATRIOTS | 2 | 0:56 | S. Morgan 19 yd. pass from T. Eason (T. Franklin, kick) (7-87, 2:24) | 7 | 3 |
| BRONCOS | 2 | 7:18 | J. Elway 22 yd. run (R. Karlis, kick) (13-82, 6:22) | 7 | 10 |
| PATRIOTS | 2 | 14:58 | T. Franklin 38 yd. Field Goal (5-8, 0:56) | 10 | 10 |
| BRONCOS | 3 | 9:10 | R. Karlis 22 yd. Field Goal (15-80, 9:10) | 10 | 13 |
| PATRIOTS | 3 | 12:10 | S. Morgan 45 yd. pass from T. Eason (T. Franklin, kick) (5-78, 3:00) | 17 | 13 |
| BRONCOS | 3 | 15:00 | V. Johnson 48 yd. pass from J. Elway (R. Karlis, kick) (6-86, 2:50) | 17 | 20 |
| BRONCOS | 4 | 13:23 | Safety—T. Eason tackled in end zone by R. Jones | 17 | 22 |

DENVER BRONCOS

| OFFENSE | DEFENSE |
|-------------------|------------------------|
| WR 82 V. Johnson | LE 75 R. Jones |
| LT 70 D. Studdard | NT 71 G. Kragen |
| LG 54 K. Bishop | RE 61 A. Townsend |
| C 64 B. Bryan | L0LB 50 J. Ryan |
| RG 60 P. Howard | L1LB 77 K. Mecklenburg |
| RT 76 K. Lanier | R1LB 98 R. Hunley |
| TE 85 J. Hackett | R0LB 57 T. Jackson |
| WR 81 S. Watson | L0B 20 L. Wright |
| QB 7 J. Elway | FS 43 S. Foley |
| RB 23 S. Winder | SS 48 R. Robbins |
| TE 89 O. Mobley | RCB 31 M. Harden |

BRONCOS SUBSTITUTIONS: P 2 M. Horan, K 3 R. Karlis, QB 8 G. Kubiak, S 22 T. Lilly, RB 30 S. Sewell, RB 33 G. Lang, RB 35 K. Bell, CB 36 M. Haynes, CB 45 S. Wilson, RB 47 G. Willhite, LB 52 K. Woodard, LB 55 R. Dennison, LB 59 D. Comeaux, G 62 M. Freeman, G 63 M. Cooper, NT 69 T. Colorito, DE 73 S. Fletcher, T 74 D. Remsburg, WR 80 M. Jackson, WR 84 C. Sampson, WR 87 B. Micho, DE 90 F. Gilbert. **DID NOT PLAY:** S 49 D. Smith.

NEW ENGLAND PATRIOTS

| OFFENSE | DEFENSE |
|--------------------|---------------------|
| WR 86 S. Morgan | LE 96 B. Williams |
| LT 76 B. Holloway | NT 90 T. Williams |
| LG 66 P. Fairchild | RE 60 G. Veris |
| C 58 P. Brock | L0LB 56 A. Tippett |
| RG 61 R. Wooten | L1LB 52 J. Rember |
| RT 68 D. Haley | R1LB 50 L. McGrew |
| TE 48 G. Baty | R0LB 55 D. Blackmon |
| WR 80 I. Fryar | L0B 43 E. Gibson |
| QB 11 T. Eason | FS 31 F. Marion |
| FB 30 M. Tatupu | SS 38 R. James |
| HB 33 T. Collins | RCB 26 R. Clayborn |

PATRIOTS SUBSTITUTIONS: K 1 T. Franklin, P 3 R. Camarillo, RB 21 R. Dupard, DB 22 E. Profit, CB 23 R. McSwain, RB 27 G. Hawthorne, S 28 J. Bowman, RB 32 C. James, LB 59 S. Doig, T 62 B. Bain, C 64 T. Matich, C 75 G. Morris, WR 81 S. Starring, WR 82 D. Williams, WR 83 C. Jones, TE 88 W. Scott, NT 65 M. Ruth, LB 95 E. Reynolds, DE 97 M. Hodge, NT 98 D. Owens. **DID NOT PLAY:** QB 12 T. Ramsey, QB 14 S. Grogan, DB 42 R. Lippett.

FINAL INDIVIDUAL STATISTICS

| New England Patriots | | | | | | | | | | | | | Denver Broncos | | | | | | | | | | | | | | | | | | | | | | |
|----------------------|--------------|------|------|--------------|------|------|------|-------|-------|------|---------|--|----------------|-----------------|-------------|----------------|------------|------|------|------|------|------|----|------|------|------|------|-----|----|----|------|-----|----|------|---|
| RUSHING | ATT | YDS | AVG | LG | TD | | | | | | | | RUSHING | ATT | YDS | AVG | LG | TD | | | | | | | | | | | | | | | | | |
| | T. Collins | 5 | 46 | 9.2 | 23 | 0 | | | | | | | | S. Winder | 19 | 102 | 5.4 | 16 | 0 | | | | | | | | | | | | | | | | |
| | C. James | 10 | 31 | 3.1 | 17 | 0 | | | | | | | | G. Lang | 11 | 44 | 4.0 | 14 | 0 | | | | | | | | | | | | | | | | |
| | T. Eason | 2 | 23 | 11.5 | 13 | 0 | | | | | | | | J. Elway | 5 | 18 | 3.6 | 22t | 1 | | | | | | | | | | | | | | | | |
| | R. Dupard | 5 | 18 | 3.6 | 8 | 0 | | | | | | | | K. Bell | 2 | 12 | 6.0 | 8 | 0 | | | | | | | | | | | | | | | | |
| | G. Hawthorne | 1 | 5 | 5.0 | 5 | 0 | | | | | | | | S. Sewell | 2 | 8 | 4.0 | 8 | 0 | | | | | | | | | | | | | | | | |
| | I. Fryar | 1 | -2 | -2.0 | -2 | 0 | | | | | | | | G. Willhite | 3 | 4 | 1.3 | 3 | 0 | | | | | | | | | | | | | | | | |
| TOTAL | 24 | 121 | 5.0 | 23 | 0 | | | | | | | | TOTAL | 42 | 188 | 4.5 | 22t | 1 | | | | | | | | | | | | | | | | | |
| | | | | | | | | | | | | | | | | | | | | | | | | | | | | | | | | | | | |
| PASSING | ATT | CMP | YDS | YD | TD | LG | IN | Rtg. | | | | | | | | PASSING | ATT | CMP | YDS | YD | TD | LG | IN | Rtg. | | | | | | | | | | | |
| | T. Eason | 24 | 13 | 194 | 6/44 | 2 | 45t | 0 | 108.7 | | | | | | | | J. Elway | 32 | 13 | 257 | 1/4 | 1 | 49 | 2 | 53.8 | | | | | | | | | | |
| TOTAL | 24 | 13 | 194 | 6/44 | 2 | 45t | 0 | 108.7 | | | | | | | | TOTAL | 32 | 13 | 257 | 1/4 | 1 | 49 | 2 | 53.8 | | | | | | | | | | | |
| | | | | | | | | | | | | | | | | | | | | | | | | | | | | | | | | | | | |
| PASS RECEIVING | | | | NO | YDS | AVG | LG | TD | | | | | | | | PASS RECEIVING | | | | NO | YDS | AVG | LG | TD | | | | | | | | | | | |
| | | | | T. Collins | 4 | 46 | 11.5 | 20 | 0 | | | | | | | | V. Johnson | 4 | 89 | 22.3 | 48t | 1 | | | | | | | | | | | | | |
| | | | | S. Morgan | 3 | 100 | 33.3 | 45t | 2 | | | | | | | | S. Sewell | 3 | 41 | 13.7 | 39 | 0 | | | | | | | | | | | | | |
| | | | | G. Baty | 3 | 31 | 10.3 | 13 | 0 | | | | | | | | O. Mobley | 2 | 69 | 34.5 | 49 | 0 | | | | | | | | | | | | | |
| | | | | I. Fryar | 2 | 11 | 5.5 | 7 | 0 | | | | | | | | S. Watson | 1 | 21 | 21.0 | 21 | 0 | | | | | | | | | | | | | |
| | | | | G. Hawthorne | 1 | 6 | 6.0 | 6 | 0 | | | | | | | | B. Micho | 1 | 20 | 20.0 | 20 | 0 | | | | | | | | | | | | | |
| | | | | | | | | | | | | | | | | | S. Winder | 1 | 16 | 16.0 | 16 | 0 | | | | | | | | | | | | | |
| TOTAL | | | | 13 | 194 | 14.9 | 45t | 2 | | | | | | | | TOTAL | | | | 13 | 257 | 19.8 | 49 | 1 | | | | | | | | | | | |
| | | | | | | | | | | | | | | | | | | | | | | | | | | | | | | | | | | | |
| INTERCEPTIONS | | | | NO | YDS | AVG | LG | TD | | | | | | | | INTERCEPTIONS | | | | NO | YDS | AVG | LG | TD | | | | | | | | | | | |
| | | | | R. McSwain | 1 | 2 | 2.0 | 2 | 0 | | | | | | | | | | | | | | | | | | | | | | | | | | |
| | | | | J. Rember | 1 | 0 | 0.0 | 0 | 0 | | | | | | | | | | | | | | | | | | | | | | | | | | |
| TOTAL | | | | 2 | 2 | 1.0 | 2 | 0 | | | | | | | | TOTAL | | | | 0 | 0 | 0.0 | — | 0 | | | | | | | | | | | |
| | | | | | | | | | | | | | | | | | | | | | | | | | | | | | | | | | | | |
| PUNTING | NO | YDS | AVG | NET | TB | IN20 | LG | | | | | | | | PUNTING | NO | YDS | AVG | NET | TB | IN20 | LG | | | | | | | | | | | | | |
| | R. Camarillo | 9 | 452 | 50.2 | 41.9 | 2 | 0 | 60 | | | | | | | | M. Horan | 5 | 245 | 49.0 | 42.4 | 1 | 3 | 54 | | | | | | | | | | | | |
| TOTAL | 9 | 452 | 50.2 | 41.9 | 2 | 0 | 60 | | | | | | | | J. Elway | 1 | 31 | 31.0 | 11.0 | 1 | 1 | 31 | | | | | | | | | | | | | |
| | | | | | | | | | | | | | | | | | | | | | | | | | | | | | | | | | | | |
| PUNT RETURNS | NO | YDS | AVG | FC | LG | TD | | | | | | | | PUNT RETURNS | NO | YDS | AVG | FC | LG | TD | | | | | | | | | | | | | | | |
| | I. Fryar | 2 | 13 | 6.5 | 0 | 9 | 0 | | | | | | | | G. Willhite | 1 | 9 | 9.0 | 1 | 9 | 0 | | | | | | | | | | | | | | |
| RETURNS | 2 | 13 | 6.5 | 0 | 9 | 0 | | | | | | | | V. Johnson | 3 | 26 | 8.7 | 0 | 13 | 0 | | | | | | | | | | | | | | | |
| | | | | | | | | | | | | | | | | | | | | | | | | | | | | | | | | | | | |
| KICKOFF RETURNS | NO | YDS | AVG | FC | LG | TD | | | | | | | | KICKOFF RETURNS | NO | YDS | AVG | FC | LG | TD | | | | | | | | | | | | | | | |
| | S. Starring | 2 | 31 | 15.5 | 0 | 21 | 0 | | | | | | | | G. Lang | 1 | 21 | 21.0 | 0 | 21 | 0 | | | | | | | | | | | | | | |
| RETURNS | 2 | 31 | 15.5 | 0 | 21 | 0 | | | | | | | | K. Bell | 3 | 63 | 21.0 | 0 | 35 | 0 | | | | | | | | | | | | | | | |
| | | | | | | | | | | | | | | | | | | | | | | | | | | | | | | | | | | | |
| | | | | | | | | | | | | | | | | | | | | | | | | | | | | | | | | | | | |
| New England Patriots | | | | | | | | | | | | | Denver Broncos | | | | | | | | | | | | | | | | | | | | | | |
| FUMBLES | Fum | Lost | Rec. | Yds | TD | FF | Rec. | Yds | TD | Bnds | FUMBLES | | | | | | | | | | | | | | Fum | Lost | Rec. | Yds | TD | FF | Rec. | Yds | TD | Bnds | |
| T. Eason | 1 | 0 | 0 | 0 | 0 | 0 | 0 | 0 | 0 | 0 | TOTAL | | | | | | | | | | | | | | 0 | 0 | 0 | 0 | 0 | 0 | 0 | 0 | 0 | 0 | 0 |
| P. Brock | 0 | 0 | 1 | 0 | 0 | 0 | 0 | 0 | 0 | 0 | | | | | | | | | | | | | | | | | | | | | | | | | |
| TOTAL | 1 | 0 | 1 | 0 | 0 | 0 | 0 | 0 | 0 | 0 | | | | | | | | | | | | | | | | | | | | | | | | | |

FINAL TEAM STATISTICS

| | PATRIOTS | BRONCOS | | PATRIOTS | BRONCOS |
|--|----------|----------|---|----------|---------|
| TOTAL FIRST DOWNS | 12 | 23 | PUNTS Number and Average | 9-50 | 6-46 |
| By Rushing | 6 | 12 | Had Blocked | 0 | 0 |
| By Passing | 13 | 9 | FGs – PATs Had Blocked | 0-0 | 0-0 |
| By Penalty | 0 | 2 | TOTAL RETURN YARDAGE (Not Including Kickoffs) | 15 | 35 |
| THIRD DOWN EFFICIENCY | 2-12-17% | 5-15-33% | No. and Yards Punt Returns | 2-13 | 4-35 |
| FOURTH DOWN EFFICIENCY | 0-0-0% | 0-0-0% | No. and Yards Kickoff Returns | 2-31 | 4-84 |
| TOTAL NET YARDS | 271 | 441 | No. and Yards Interception Returns | 2-2 | 0-0 |
| Total Offensive Plays (inc. times thrown passing) | 54 | 75 | PENALTIES Number and Yards | 5-45 | 3-20 |
| Average gain per offensive play | 5.0 | 5.9 | FUMBLES Number and Lost | 1-0 | 0-0 |
| NET YARDS RUSHING | 121 | 188 | TOUCHDOWNS | 2 | 2 |
| Total Rushing Plays | 24 | 42 | Rushing | 0 | 1 |
| Average gain per rushing play | 5.0 | 4.5 | Passing | 2 | 1 |
| NET YARDS PASSING | 150 | 253 | Returns | 0 | 0 |
| Times thrown – yards lost attempting to pass | 6-44 | 1-4 | EXTRA POINTS Made-Attempts | 2-2 | 2-2 |
| Gross yards passing | 194 | 257 | FIELD GOALS Made-Attempts | 1-1 | 2-2 |
| PASS ATTEMPTS-COMPLETIONS-HAD INTERCEPTED | 24-13-0 | 32-13-2 | SAFETIES | 1 | 0 |
| Average gain per pass play (inc. # thrown passing) | 5.0 | 7.7 | FINAL SCORE | 17 | 22 |
| | | | TIME OF POSSESSION | 24:31 | 35:29 |



Pittsburgh 24, Denver 17

Sunday, Dec. 30, 1984 • 2 p.m. MST • Mile High Stadium • Denver

WEATHER: Mostly Sunny, 52°, Wind N 7 mph • ATTENDANCE: 74,981 • TIME: 3:11

1984 AFC Divisional Playoff Game

The Broncos, after posting the best regular-season finish in franchise history (13-3), lost in an AFC Divisional Playoff Game to the Pittsburgh Steelers 24-17 in front of 74,981 fans at Mile High Stadium.

Denver had two possessions in the final two minutes of the game but failed to score as Pittsburgh advanced to the AFC Championship Game and ended the Broncos' season.

Denver's opportunistic defense recovered two Steelers fumbles in the first quarter. The first one resulted in a 39-yard Rich Karlis field-goal attempt that was no good. Pittsburgh lost a fumble on the next play, setting up a 9-yard touchdown pass from John Elway to halfback Jim Wright.

Pittsburgh scored on a 28-yard field goal on the first play of the second period, and just before intermission, the Steelers took the lead on Frank Pollard's 1-yard touchdown plunge.

Denver tied the game early in the third quarter on a 21-yard Karlis field goal and regained the lead on its next possession, scoring on a 20-yard pass from Elway to Steve Watson.

The Steelers then mounted a scoring drive of their own, tying the game at 17 on a 10-yard Mark Malone to Louis Lipps pass late in the quarter.

Later, Pittsburgh's Eric Williams intercepted an Elway pass and returned it to the Denver 2-yard line with only 2:45 left in the game. Pollard scored two plays later to give the Steelers the lead at 24-17. Denver couldn't move the ball on its final two possessions as time expired.

Elway did not have the best of luck in the game, completing 19-of-37 passes for 184 yards. While throwing for two touchdowns, he was intercepted twice in the game. Watson led all receivers with 177 yards on 11 catches with one touchdown and a long reception of 52 yards, but it wasn't enough for the Broncos to move past the Steelers.

Pittsburgh's defense limited the Broncos to just 51 yards rushing on 22 carries (2.3 avg.) and held Denver to just four of 13 (31%) on third down.

The Steelers' offense racked up 381 yards of total offense, and Malone completed 17-of-28 passes for 224 yards and a touchdown. Pollard led all rushers with 99 yards on 16 carries and scored a pair of touchdowns, while Walter Abercrombie added 75 yards rushing on 17 carries.

OFFICIALS:

Referee — Fred Wyant (11); **Umpire** — Art Demmas (78); **Line Judge** — Vern Marshall (94); **Side Judge** — Royal Cathcart (16); **Head Linesman** — Dale Williams (8); **Back Judge** — Dick Hantak (105); **Field Judge** — Bob Lewis (18).

| | | 1 | 2 | 3 | 4 | OT | TOTAL | | FIELD GOALS (made /) & missed) |
|----------|---------------------|------------|--|----|---|----|---------|------|---------------------------------|
| VISITOR | Pittsburgh Steelers | 0 | 10 | 7 | 7 | — | 24 | | G. Anderson (28) 40WR 26WL 39WR |
| HOME | Denver Broncos | 7 | 0 | 10 | 0 | — | 17 | | R. Karlis 39WR 57S (21) |
| Team | Qtr | Clock Time | PLAY DESCRIPTION (Extra Point) (Drive Info) | | | | SCORE | | |
| | | | | | | | Visitor | Home | |
| BRONCOS | 1 | 8:30 | J. Wright 9 yd. pass from J. Elway (R. Karlis, kick) (5-22, 2:25) | | | | 0 | 7 | |
| STEELERS | 2 | 0:04 | G. Anderson 28 yd. Field Goal (12-62, 6:16) | | | | 3 | 7 | |
| STEELERS | 2 | 13:46 | F. Pollard 1 yd. run (G. Anderson, kick) (8-78, 1:56) | | | | 10 | 7 | |
| BRONCOS | 3 | 2:50 | R. Karlis 21 yd. Field Goal (4-0, 1:47) | | | | 10 | 10 | |
| BRONCOS | 3 | 7:45 | S. Watson 20 yd. pass from J. Elway (R. Karlis, kick) (6-46, 3:01) | | | | 10 | 17 | |
| STEELERS | 3 | 11:41 | L. Lipps 10 yd. pass from M. Malone (G. Anderson, kick) (7-66, 3:46) | | | | 17 | 17 | |
| STEELERS | 4 | 13:01 | F. Pollard 2 yd. run (G. Anderson, kick) (3-2, 1:36) | | | | 24 | 17 | |

DENVER BRONCOS

| OFFENSE | | | DEFENSE | | |
|---------|----|-------------|---------|----|-------------|
| WR | 85 | D. Summers | LE | 79 | B. Chavous |
| LT | 70 | D. Studdard | NT | 68 | R. Carter |
| LG | 54 | K. Bishop | RE | 75 | R. Jones |
| C | 64 | B. Bryan | LOLB | 50 | J. Ryan |
| RG | 60 | P. Howard | LILB | 55 | R. Dennison |
| RT | 76 | K. Lanier | RILB | 58 | S. Busick |
| TE | 88 | C. Kay | ROLB | 57 | T. Jackson |
| WR | 81 | S. Watson | LCB | 20 | L. Wright |
| RB | 23 | S. Winder | SS | 49 | D. Smith |
| QB | 7 | J. Elway | FS | 43 | S. Foley |
| HB | 87 | J. Wright | RCB | 31 | M. Harden |

BRONCOS SUBSTITUTIONS: P 1 C. Norman, K 3 R. Karlis, 22 T. Lilly, 24 R. Parros, 28 R. Jackson, 33 G. Lang, 39 J. Myles, 45 S. Wilson, 47 G. Willhite, 48 R. Robbins, 52 K. Woodard, 59 D. Comeaux, 61 A. Townsend, 62 M. Freeman, 65 W. Bowyer, 66 S. Garnett, 72 M. Graves, 74 W. Hood, DE 77 K. Mecklenburg, 80 R. Alexander, 84 C. Sampson, 98 R. Hunley. **DID NOT PLAY:** QB 8 G. Kubiak, 26 C. Brewer, 67 G. Hyde, 69 B. Manor.

PITTSBURGH STEELERS

| OFFENSE | | | DEFENSE | | |
|---------|----|----------------|---------|----|-----------------|
| WR | 82 | J. Stallworth | LE | 95 | J. Goodman |
| LT | 63 | P. Rostovsky | NT | 67 | G. Dunn |
| LG | 73 | C. Wolfley | RE | 64 | E. Nelson |
| C | 52 | M. Webster | LOLB | 57 | M. Merriweather |
| RG | 74 | T. Long | LILB | 50 | D. Little |
| RT | 62 | T. Ilkin | RILB | 56 | R. Cole |
| TE | 81 | D. Nelson | ROLB | 53 | B. Hinkle |
| WR | 83 | L. Lipps | LCB | 49 | D. Woodruff |
| QB | 16 | M. Malone | RCB | 41 | S. Washington |
| RB | 34 | W. Abercrombie | SS | 31 | D. Shell |
| FB | 30 | F. Pollard | FS | 21 | E. Williams |

STEELERS SUBSTITUTIONS: K G. 1 Anderson, P 5 C. Colquitt, CB 22 R. Woods, TE 23 L. Brown, RB 24 R. Erenberg, RB 26 S. Gillespie, S 28 E. Williams, CB 29 R. Johnson, CB 33 H. Clayton, RB 38 E. Veals, RB 40 A. Corley, LB 54 C. Bigham, LB 59 T. Seabaugh, C. 60 R. Rasmussen, T 72 R. Snell, DE 78 M. Catano, WR 80 W. Capers, WR 85 C. Sweeney, WR 87 W. Thompson, LB 90 B. Kohrs, DE K. 92 Gary, DE K. 93 Willis, TE 89 B. Cunningham. **DID NOT PLAY:** QB 10 S. Campbell, QB 19 D. Woodley, G 61 B. Wingle, T 77 S. August.

FINAL INDIVIDUAL STATISTICS

| Pittsburgh Steelers | | | | | | | | | | Denver Broncos | | | | | | | | | |
|---------------------|-----|------|------|------------|------|------|------|------|-----|---------------------|-----|------|------|------------|------|------|------|-------|-----|
| RUSHING | ATT | YDS | AVG | LG | TD | | | | | RUSHING | ATT | YDS | AVG | LG | TD | | | | |
| F. Pollard | 16 | 99 | 6.2 | 23 | 2 | | | | | S. Winder | 15 | 37 | 2.5 | 9 | 0 | | | | |
| W. Abercrombie | 17 | 75 | 4.4 | 18 | 0 | | | | | J. Elway | 4 | 16 | 4.0 | 13 | 0 | | | | |
| E. Veals | 1 | 1 | 1.0 | 1 | 0 | | | | | G. Willhite | 1 | 1 | 1.0 | 1 | 0 | | | | |
| L. Lipps | 1 | 0 | 0 | 0 | 0 | | | | | R. Parros | 1 | 0 | 0.0 | 0 | 0 | | | | |
| M. Malone | 5 | -6 | -1.2 | 0 | 0 | | | | | S. Watson | 1 | -3 | -3.0 | -3 | 0 | | | | |
| TOTAL | 40 | 169 | 4.2 | 23 | 2 | | | | | TOTAL | 22 | 51 | 2.3 | 13 | 0 | | | | |
| | | | | | | | | | | | | | | | | | | | |
| PASSING | ATT | CMP | YDS | TKD/ YD | TD | LG | IN | Rtg. | | PASSING | ATT | CMP | YDS | TKD/ YD | TD | LG | IN | Rtg. | |
| M. Malone | 28 | 17 | 224 | 2/12 | 1 | 25 | 0 | 97.9 | | J. Elway | 37 | 19 | 184 | 4/37 | 2 | 21 | 2 | 61.1 | |
| | | | | | | | | | | G. Willhite | 1 | 1 | 52 | 0/0 | 0 | 52 | 0 | 118.8 | |
| TOTAL | 28 | 17 | 224 | 2/12 | 1 | 25 | 0 | 97.9 | | TOTAL | 38 | 20 | 236 | 4/37 | 2 | 52 | 2 | 67.4 | |
| | | | | | | | | | | | | | | | | | | | |
| PASS RECEIVING | | | NO | YDS | AVG | LG | TD | | | PASS RECEIVING | | | NO | YDS | AVG | LG | TD | | |
| L. Lipps | | | 5 | 86 | 17.2 | 25 | 1 | | | S. Watson | | | 11 | 177 | 16.1 | 52 | 1 | | |
| F. Pollard | | | 4 | 48 | 12.0 | 17 | 0 | | | S. Winder | | | 4 | 22 | 5.5 | 8 | 0 | | |
| J. Stallworth | | | 3 | 38 | 12.7 | 14 | 0 | | | J. Wright | | | 2 | 16 | 8.0 | 9t | 1 | | |
| W. Abercrombie | | | 3 | 18 | 9.0 | 6 | 0 | | | G. Willhite | | | 2 | 12 | 6.0 | 8 | 0 | | |
| B. Cunningham | | | 1 | 19 | 19.0 | 19 | 0 | | | R. Alexander | | | 1 | 9 | 9.0 | 9 | 0 | | |
| R. Thompson | | | 1 | 15 | 15.0 | 15 | 0 | | | | | | | | | | | | |
| TOTAL | | | 17 | 224 | 13.2 | 25 | 1 | | | TOTAL | | | 20 | 236 | 11.8 | 52 | 2 | | |
| | | | | | | | | | | | | | | | | | | | |
| INTERCEPTIONS | | | NO | YDS | AVG | LG | TD | | | INTERCEPTIONS | | | NO | YDS | AVG | LG | TD | | |
| E. Williams | | | 1 | 28 | 28.0 | 28 | 0 | | | | | | | | | | | | |
| G. Dunn | | | 1 | 6 | 6.0 | 6 | 0 | | | | | | | | | | | | |
| TOTAL | | | 2 | 34 | 17.0 | 28 | 0 | | | TOTAL | | | 0 | 0 | 0.0 | — | 0 | | |
| | | | | | | | | | | | | | | | | | | | |
| PUNTING | NO | YDS | AVG | NET | TB | IN20 | LG | | | PUNTING | NO | YDS | AVG | NET | TB | IN20 | LG | | |
| C. Colquitt | 2 | 85 | 42.5 | 34.0 | 0 | 0 | 46 | | | C. Norman | 4 | 169 | 42.3 | 40.0 | 0 | 1 | 51 | | |
| (BLOCKED) | 1 | 0 | 0.0 | 0.0 | 0 | 0 | 0 | | | | | | | | | | | | |
| TOTAL | 3 | 85 | 28.3 | 25.3 | 0 | 0 | 46 | | | TOTAL | 4 | 169 | 42.3 | 40.0 | 0 | 1 | 51 | | |
| | | | | | | | | | | | | | | | | | | | |
| PUNT RETURNS | NO | YDS | AVG | FC | LG | TD | | | | PUNT RETURNS | NO | YDS | AVG | FC | LG | TD | | | |
| L. Lipps | 3 | 9 | 3.0 | 0 | 7 | 0 | | | | G. Willhite | 2 | 17 | 8.5 | 0 | 17 | 0 | | | |
| RETURNS | 3 | 9 | 3.0 | 0 | 7 | 0 | | | | RETURNS | 2 | 17 | 8.5 | 0 | 17 | 0 | | | |
| | | | | | | | | | | | | | | | | | | | |
| KICKOFF RETURNS | NO | YDS | AVG | FC | LG | TD | | | | KICKOFF RETURNS | NO | YDS | AVG | FC | LG | TD | | | |
| L. Lipps | 3 | 73 | 24.3 | 0 | 34 | 0 | | | | G. Willhite | 2 | 56 | 28.0 | 0 | 31 | 0 | | | |
| R. Erenberg | 1 | 29 | 29.0 | 0 | 29 | 0 | | | | | | | | | | | | | |
| RETURNS | 4 | 102 | 25.5 | 0 | 34 | 0 | | | | RETURNS | 2 | 56 | 28.0 | 0 | 31 | 0 | | | |
| | | | | | | | | | | | | | | | | | | | |
| Pittsburgh Steelers | | | Own | | | Opp. | | | Out | Pittsburgh Steelers | | | Own | | | Opp. | | | Out |
| FUMBLES | Fum | Lost | Rec. | Yds | TD | FF | Rec. | Yds | TD | FUMBLES | Fum | Lost | Rec. | Yds | TD | FF | Rec. | Yds | TD |
| M. Malone | 2 | 2 | 0 | 0 | 0 | 0 | 0 | 0 | 0 | J. Elway | 1 | 0 | 1 | 0 | 0 | 0 | 0 | 0 | 0 |
| L. Lipps | 1 | 0 | 1 | 0 | 0 | 0 | 0 | 0 | 0 | A. Townsend | 0 | 0 | 0 | 0 | 0 | 0 | 1 | 0 | 0 |
| | | | | | | | | | | T. Jackson | 0 | 0 | 0 | 0 | 0 | 0 | 1 | 0 | 0 |
| | | | | | | | | | | G. Willhite | 1 | 0 | 1 | 0 | 0 | 0 | 0 | 0 | 0 |
| TOTAL | 3 | 2 | 1 | 0 | 0 | 0 | 0 | 0 | 0 | TOTAL | 2 | 0 | 2 | 0 | 0 | 0 | 2 | 0 | 0 |



Seattle 31, Denver 7

Saturday, Dec. 24, 1983 • 1 p.m. PST • Kingdome • Seattle

WEATHER: Indoors • ATTENDANCE: 60,752 • TIME: 2:53

1983 AFC Wild Card Playoff Game

Seattle broke open a close contest with two second-half Dave Krieg touchdown passes as the Seahawks beat Denver 31-7 in an AFC Wild Card Playoff Game in front of 60,752 fans at the Kingdome.

It didn't take the Seahawks long to get on the scoreboard as they traveled 62 yards in eight plays on their first offensive possession for a touchdown. Quarterback Dave Krieg hit Steve Largent on a 17-yard pass for a 7-0 lead with less than five minutes gone in the first quarter.

Later that quarter, Denver came back to tie the score after it mounted a 9-play, 76-yard touchdown drive. The score came on a 13-yard pass from Steve DeBerg to Jesse Myles.

Denver looked poised to take the lead in the game, but Seattle cornerback Kerry Justin intercepted a DeBerg pass on the Broncos' next drive to end the threat. Seattle drove to Denver's 20-yard line and Norm Johnson converted a 37-yard field goal.

On its next possession, Denver drove to the Seattle 4-yard line, but a fumble by running back Gerald Willhite was recovered by Seattle safety Paul Moyer, and the Seahawks were able to run out the clock and hold onto their 10-7 lead.

The second half belonged to the Seahawks as Krieg passed for two more touchdowns and fullback David Hughes ran for another, making the final score 31-7.

In the third quarter, Seattle travelled 73 yards on five plays and scored on Krieg's second touchdown pass of the game that went to tight end Pete Metzelaars.

Krieg threw his third touchdown pass of the game early in the fourth quarter to give Seattle a 24-7 lead. He hit wide receiver Paul Johns on an 18-yard touchdown strike, which capped a nine-play, 61-yard drive.

The Seahawks' final points came late in the fourth quarter with Hughes scoring on a 2-yard run.

Despite racking up 360 total yards of offense in the game, Denver could not keep up with Seattle on the scoreboard. Three turnovers, including interceptions by DeBerg and John Elway, and a fumble by Willhite proved to be the difference in the game. DeBerg ended the game with 131 yards passing on 14-of-19 passing, and Elway added 123 yards passing on 10-of-15 passing in his first career postseason game.

Krieg finished the game 12-of-13 passing for 200 yards with three touchdowns and posted a perfect 158.3 passer rating.

OFFICIALS:

Referee — Red Cashion (43); **Umpire** — John Keck (67); **Line Judge** — Dick McKenzie (41); **Side Judge** — Gil Mace (90); **Head Linesman** — Sid Semon (109); **Back Judge** — Don Wedge (28); **Field Judge** — Bob Wortman (84).

DENVER BRONCOS

OFFENSE

| | | |
|----|----|-------------|
| WR | 84 | C. Sampson |
| LT | 70 | D. Studdard |
| LG | 54 | K. Bishop |
| C | 64 | B. Bryan |
| RG | 60 | P. Howard |
| RT | 76 | K. Lanier |
| TE | 85 | R. Egloff |
| WR | 81 | S. Watson |
| QB | 17 | S. DeBerg |
| RB | 23 | S. Winder |
| FB | 34 | N. Poole |

DEFENSE

| | | |
|------|----|--------------|
| LE | 79 | B. Chavous |
| NT | 68 | R. Carter |
| RE | 75 | R. Jones |
| LOLB | 50 | J. Ryan |
| RT | 72 | D. Latimer |
| RILB | 53 | R. Gradishar |
| ROLB | 57 | T. Jackson |
| LCB | 20 | L. Wright |
| RCB | 31 | M. Harden |
| SS | 49 | D. Smith |
| FS | 43 | S. Foley |

BRONCOS SUBSTITUTIONS: K 3 R. Karlis, QB 7 J. Elway, P 11 L. Prestridge, CB 21 M. Dupree, DB 28 R. Jackson, S 29 W. Myers, DB 37 S. Trimble, RB 39 J. Myles, CB 45 S. Wilson, HB 46 D. Preston, RB 47 G. Willhite, LB 52 K. Woodard, LB 55 R. Dennison, LB 58 S. Busick, LB 59 D. Comeaux, G 62 T. Glasic, G 63 M. Cooper, DE 65 W. Bowyer, DE 66 B. Manor, T 67 K. Uecker, T 74 J. Baker, LB 77 K. Mecklenburg, DE 78 R. Stachowski, WR 82 Z. Thomas, TE 83 J. Sawyer, TE 88 R. Odoms. **DID NOT PLAY:** QB 8 G. Kubiak.

SEATTLE SEAHAWKS

OFFENSE

| | | |
|----|----|---------------|
| TE | 88 | P. Metzelaars |
| LT | 64 | R. Essink |
| LG | 65 | E. Bailey |
| C | 59 | B. Bush |
| RG | 61 | R. Pratt |
| RT | 76 | S. August |
| TE | 87 | C. Young |
| WR | 80 | S. Largent |
| QB | 17 | D. Krieg |
| RB | 28 | C. Warner |
| FB | 32 | C. Bryant |

DEFENSE

| | | |
|------|----|------------|
| LE | 79 | J. Green |
| NT | 72 | J. Nash |
| RE | 77 | J. Bryant |
| LOLB | 58 | B. Scholtz |
| RILB | 52 | K. Butler |
| ROLB | 56 | G. Gaines |
| LCB | 26 | K. Justin |
| RCB | 22 | D. Brown |
| SS | 45 | K. Easley |
| FS | 44 | J. Harris |

SEAHAWKS SUBSTITUTIONS: P 8 J. West, K 9 N. Johnson, QB 10 J. Zorn, S 21 P. Moyer, CB 27 G. Johnson, WR 29 H. Jackson, RB 31 Z. Dixon, FB 33 D. Doornink, S 35 D. Dufek, RB 37 E. Lane, CB 42 K. Simpson, FB 46 D. Hughes, LB 51 S. Merriman, LB 57 S. Robinson, LB 63 M. Hicks, G 66 B. Dugan, DE 70 D. Irvin, DT 74 M. Tuiaosopolo, WR 83 C. Castor, DE 84 S. Clancy, WR 85 P. Johns, TE 86 M. Tice, WR 89 B. Walker. **DID NOT PLAY:** WR 55 M. Jackson, C 62 K. Kauahi, G 67 R. McKenzie, T 69 M. Hernandez.

| | | 1 | 2 | 3 | 4 | OT | TOTAL | FIELD GOALS (made () & missed) |
|----------|------------------|------------|--|---|----|----|--------------------|---------------------------------|
| VISITOR | Denver Broncos | 7 | 0 | 0 | 0 | — | 7 | |
| HOME | Seattle Seahawks | 7 | 3 | 7 | 14 | — | 31 | N. Johnson (37) |
| Team | Qtr | Clock Time | PLAY DESCRIPTION (Extra Point) (Drive Info) | | | | SCORE Visitor Home | |
| SEAHAWKS | 1 | 4:42 | S. Largent 17 yd. pass from D. Krieg (N. Johnson, kick) (8-62, 4:33) | | | | 0 | 7 |
| BRONCOS | 1 | 11:22 | J. Myles 13 yd. pass from S. DeBerg (R. Karlis, kick) (9-76, 4:08) | | | | 7 | 7 |
| SEAHAWKS | 2 | 5:35 | N. Johnson 37 yd. Field Goal (9-32, 4:33) | | | | 7 | 10 |
| SEAHAWKS | 3 | 7:02 | P. Metzelaars 5 yd. pass from D. Krieg (N. Johnson, kick) (5-73, 3:19) | | | | 7 | 17 |
| SEAHAWKS | 4 | 0:04 | P. Johns 18 yd. pass from D. Krieg (N. Johnson, kick) (9-61, 4:17) | | | | 7 | 24 |
| SEAHAWKS | 4 | 5:26 | D. Hughes 2 yd. run (N. Johnson, kick) (9-64, 4:43) | | | | 7 | 31 |

FINAL INDIVIDUAL STATISTICS

| Denver Broncos | | | | | | | | | | | | Seattle Seahawks | | | | | | | | | | | |
|-----------------|-----|------|----------|------|----|---------------|----------|---------|----------|------|---------------|------------------|------|----------|-----|----|-------|------|-----|----|------|--|--|
| RUSHING | | | | | | | | | | | | RUSHING | | | | | | | | | | | |
| S. Winder | 16 | 59 | 3.7 | 35 | 0 | C. Warner | 23 | 99 | 4.3 | 15 | 0 | | | | | | | | | | | | |
| N. Poole | 7 | 25 | 3.6 | 7 | 0 | D. Hughes | 3 | 16 | 5.3 | 9 | 1 | | | | | | | | | | | | |
| J. Elway | 3 | 16 | 5.3 | 11 | 0 | C. Bryant | 5 | 15 | 3.0 | 4 | 0 | | | | | | | | | | | | |
| G. Willhite | 5 | 16 | 3.2 | 6 | 0 | D. Krieg | 3 | 9 | 3.0 | 6 | 0 | | | | | | | | | | | | |
| C. Sampson | 1 | 8 | 8.0 | 8 | 0 | Z. Dixon | 3 | 4 | 1.3 | 5 | 0 | | | | | | | | | | | | |
| S. Watson | 1 | 1 | 1.0 | 1 | 0 | J. Zorn | 1 | 2 | 2.0 | 2 | 0 | | | | | | | | | | | | |
| TOTAL | 33 | 125 | 3.8 | 35 | 0 | TOTAL | 38 | 145 | 3.8 | 15 | 1 | | | | | | | | | | | | |
| PASSING | | | | | | | | | | | | PASSING | | | | | | | | | | | |
| S. DeBerg | 19 | 14 | 131 | 2/19 | 1 | 22 | 1 | 87.8 | D. Krieg | 13 | 12 | 200 | 2/21 | 3 | 41 | 0 | 158.3 | | | | | | |
| J. Elway | 15 | 10 | 123 | 0/0 | 0 | 31 | 1 | 64.0 | TOTAL | 13 | 12 | 200 | 2/21 | 3 | 41 | 0 | 158.3 | | | | | | |
| TOTAL | 34 | 24 | 254 | 2/19 | 1 | 31 | 2 | 77.3 | | | | | | | | | | | | | | | |
| PASS RECEIVING | | | | | | | | | | | | PASS RECEIVING | | | | | | | | | | | |
| J. Myles | 7 | 73 | 10.4 | 18 | 1 | S. Largent | 4 | 76 | 19.0 | 34 | 1 | | | | | | | | | | | | |
| S. Watson | 4 | 51 | 12.8 | 22 | 0 | C. Warner | 3 | 22 | 7.3 | 9 | 0 | | | | | | | | | | | | |
| N. Poole | 4 | 17 | 4.3 | 8 | 0 | P. Johns | 2 | 59 | 29.5 | 41 | 0 | | | | | | | | | | | | |
| C. Sampson | 3 | 52 | 17.3 | 31 | 0 | C. Young | 2 | 38 | 19.0 | 28 | 0 | | | | | | | | | | | | |
| S. Winder | 2 | 13 | 6.5 | 11 | 0 | P. Metzelaars | 1 | 5 | 5.0 | 5t | 1 | | | | | | | | | | | | |
| Z. Thomas | 1 | 19 | 19.0 | 19 | 0 | | | | | | | | | | | | | | | | | | |
| R. Egloff | 1 | 16 | 16.0 | 16 | 0 | | | | | | | | | | | | | | | | | | |
| S. Wilson | 1 | 12 | 12.0 | 12 | 0 | | | | | | | | | | | | | | | | | | |
| G. Willhite | 1 | 1 | 1.0 | 1 | 0 | | | | | | | | | | | | | | | | | | |
| TOTAL | 24 | 254 | 10.6 | 31 | 1 | TOTAL | 12 | 200 | 16.7 | 41 | 3 | | | | | | | | | | | | |
| INTERCEPTIONS | | | | | | | | | | | | INTERCEPTIONS | | | | | | | | | | | |
| | NO | YDS | AVG | LG | TD | | NO | YDS | AVG | LG | TD | | | | | | | | | | | | |
| K. Justin | 1 | 45 | 45.0 | 45 | 0 | G. Johnson | 1 | 0 | 0.0 | 0 | 0 | | | | | | | | | | | | |
| TOTAL | 0 | 0 | 0.0 | — | 0 | TOTAL | 2 | 45 | 22.5 | 45 | 0 | | | | | | | | | | | | |
| PUNTING | | | | | | | | | | | | PUNTING | | | | | | | | | | | |
| L. Prestridge | 4 | 191 | 47.8 | 33.3 | 0 | 0 | 49 | J. West | 3 | 125 | 41.7 | 38.3 | 0 | 0 | 47 | | | | | | | | |
| TOTAL | 4 | 191 | 47.8 | 33.3 | 0 | 0 | 49 | TOTAL | 3 | 125 | 41.7 | 38.3 | 0 | 0 | 47 | | | | | | | | |
| PUNT RETURNS | | | | | | | | | | | | PUNT RETURNS | | | | | | | | | | | |
| Z. Thomas | 3 | 10 | 3.3 | 0 | 6 | 0 | P. Johns | 4 | 58 | 14.5 | 0 | 19 | 0 | | | | | | | | | | |
| RETURNS | 3 | 10 | 3.3 | 0 | 6 | 0 | RETURNS | 4 | 58 | 14.5 | 0 | 19 | 0 | | | | | | | | | | |
| KICKOFF RETURNS | | | | | | | | | | | | KICKOFF RETURNS | | | | | | | | | | | |
| Z. Thomas | 4 | 81 | 20.3 | 0 | 22 | 0 | Z. Dixon | 2 | 43 | 21.5 | 0 | 31 | 0 | | | | | | | | | | |
| S. Wilson | 2 | 37 | 18.5 | 0 | 20 | 0 | | | | | | | | | | | | | | | | | |
| RETURNS | 6 | 118 | 19.7 | 0 | 22 | 0 | RETURNS | 2 | 43 | 21.5 | 0 | 31 | 0 | | | | | | | | | | |
| Denver Broncos | | | | | | | | | | | | Seattle Seahawks | | | | | | | | | | | |
| FUMBLES | Fum | Lost | Own Rec. | Yds | TD | FF | Rec. | Yds | TD | Bnds | FUMBLES | Fum | Lost | Own Rec. | Yds | TD | FF | Rec. | Yds | TD | Bnds | | |
| G. Willhite | 1 | 1 | 0 | 0 | 0 | 0 | 0 | 0 | 0 | 0 | C. Warner | 1 | 0 | 0 | 0 | 0 | 0 | 0 | 0 | 0 | 0 | | |
| | | | | | | | | | | | P. Metzelaars | 0 | 0 | 1 | 0 | 0 | 0 | 0 | 0 | 0 | 0 | | |
| | | | | | | | | | | | P. Moyer | 0 | 0 | 0 | 0 | 0 | 0 | 1 | 0 | 0 | 0 | | |
| TOTAL | 1 | 1 | 0 | 0 | 0 | 0 | 0 | 0 | 0 | 0 | TOTAL | 1 | 0 | 1 | 0 | 0 | 0 | 1 | 0 | 0 | 0 | | |



Houston 13, Denver 7

Sunday, Dec. 23, 1979 • 3 p.m. CST • Astrodome • Houston

WEATHER: Indoors • ATTENDANCE: 48,776 • TIME: 2:59

1979 AFC Wild Card Playoff Game

Toni Fritsch kicked two field goals to provide the margin of victory as the Houston Oilers played strong second-half defense and defeated the Broncos 13-7 in an AFC Wild Card Playoff Game at the Astrodome in front of 48,776 fans.

Fritsch opened the scoring with a 31-yard first-quarter field goal, which capped an 11-play, 64-yard drive.

Denver came back to take a 7-3 lead later in the first quarter on a 7-yard pass from Craig Morton to running back Dave Preston on an 80-yard drive that took the Broncos 11 plays.

Houston went ahead to stay on a 3-yard burst by Earl Campbell at 14:14 of the second period. The drive amassed 74 yards on nine plays, but Campbell was injured on the scoring play and did not return to action in the second half. Houston took the 10-7 lead into halftime.

Denver linebacker Bob Swenson intercepted a Gifford Nielsen pass at the Oilers' 26-yard line midway through the fourth period but two sacks of Morton led to a 50-yard field goal attempt by Fred Steinfurt, but the kick hit the upright.

On the ensuing possession, the Oilers drove for a second field goal by Fritsch, this one of 20 yards, providing the final victory margin.

Denver drove to the Houston 27 at the 2-minute mark, but the Oilers' defense again rose to the occasion to stifle the threat and secure the win.

Oilers quarterback Dan Pastorini and wide receiver Ken Burrough left the contest due to injuries, both early in the second half, putting a severe crimp in the Houston attack. But the Broncos were able to move the ball for only 216 yards, and the tenacious Houston defense sacked Morton six times for 40 yards on the afternoon.

Morton finished the game with only 144 yards passing on 14-of-27 attempts with one touchdown and one interception. On the ground, Houston's defense limited the Broncos to just 51 yards by Otis Armstrong and 29 by Larry Canada. Denver also was limited to just 4-of-13 (31%) on third down and was forced to punt six times in the contest.

Pastorini threw for 147 yards on 8-of-18 passing with an interception. Campbell rushed for 50 yards on 16 carries and Carpenter added 59 yards rushing on 16 carries.

OFFICIALS:

Referee — Gene Barth (14); **Umpire** — Bob Boylston (101); **Line Judge** — Bill Reynolds (53); **Side Judge** — Royal Cathcart (16); **Head Linesman** — Gil Mace (90); **Back Judge** — Jim Kearney (107); **Field Judge** — Bob Lewis (18).

| | | 1 | 2 | 3 | 4 | OT | TOTAL | FIELD GOALS (made () & missed) | |
|---------|----------------|------------|--|---|---|----|-------|---------------------------------|-----------|
| VISITOR | Denver Broncos | 7 | 0 | 0 | 0 | — | 7 | F. Steinfort | 50HU |
| HOME | Houston Oilers | 3 | 7 | 0 | 3 | — | 13 | T. Fritsch | (31) (20) |
| Team | Qtr | Clock Time | PLAY DESCRIPTION (Extra Point) (Drive Info) | | | | SCORE | | |
| OILERS | 1 | 4:58 | T. Fritsch 31 yd. Field Goal (11-64, 4:59) | | | | 0 | 3 | |
| BRONCOS | 1 | 11:33 | D. Preston 7 yd. pass from C. Morton (J. Turner, kick) (11-80, 6:35) | | | | 7 | 3 | |
| OILERS | 2 | 14:14 | E. Campbell 3 yd. run (T. Fritsch, kick) (9-74, 1:47) | | | | 7 | 10 | |
| OILERS | 4 | 10:42 | T. Fritsch 20 yd. Field Goal (6-17, 3:35) | | | | 7 | 13 | |

DENVER BRONCOS

| OFFENSE | | | DEFENSE | | |
|---------|----|--------------|---------|----|--------------|
| WR | 80 | R. Upchurch | LE | 79 | B. Chavous |
| LT | 70 | D. Studdard | NT | 68 | R. Carter |
| LG | 62 | T. Glassic | RE | 66 | B. Manor |
| C | 64 | B. Bryan | LOLB | 51 | B. Swenson |
| RG | 60 | P. Howard | LILB | 59 | J. Rizzo |
| RT | 71 | C. Minor | RILB | 53 | R. Gradishar |
| TE | 88 | R. Odoms | ROLB | 57 | T. Jackson |
| WR | 25 | H. Moses | LCB | 20 | L. Wright |
| QB | 7 | C. Morton | RCB | 43 | S. Foley |
| RB | 24 | O. Armstrong | SS | 36 | B. Thompson |
| RB | 32 | J. Keyworth | WS | 29 | B. Jackson |

BRONCOS SUBSTITUTIONS: P 11 L. Prestridge, QB 14 N. Weese, K 15 J. Turner, K 19 F. Steinfurt, CB 23 C. Pane, RB 30 J. Jensen, RB 35 L. Canada, SS 40 C. West, RB 46 D. Preston, LB 50 J. Ryan, C 55 K. Brown, LB 56 L. Evans, LB 58 R. Nairne, DE 63 J. Grant, G 65 G. Hyde, DT 72 D. Latimer, T 73 K. Clark, WR 81 S. Watson, WR 84 V. Kinney, TE 85 R. Eglloff, TE 88 R. Odoms. **DID NOT PLAY:** QB 12 C. Penrose, S 47 G. Atkinson, DE 78 B. Radford.

HOUSTON OILERS

| OFFENSE | | | DEFENSE | | |
|---------|----|--------------|---------|----|---------------|
| WR | 00 | K. Burrough | DE | 69 | A. Dorris |
| LT | 74 | L. Gray | MG | 78 | C. Culp |
| LG | 58 | D. Carter | DE | 65 | E. Bethae |
| C | 55 | C. Mauck | LB | 59 | T. Washington |
| RG | 60 | E. Fisher | LB | 54 | G. Bingham |
| RT | 70 | C. Hayman | LB | 53 | A. Stringer |
| TE | 86 | M. Barber | LB | 52 | R. Brazile |
| WR | 88 | R. Caster | CB | 33 | J.C. Wilson |
| QB | 7 | D. Pastorini | CB | 27 | G. Stemrick |
| RB | 45 | T. Wilson | SS | 32 | V. Perry |
| RB | 34 | E. Campbell | WS | 37 | M. Reinfeldt |

OILERS SUBSTITUTIONS: QB 12 G. Werkens, QB 14 G. Nielsen, K 16 T. Fritsch, P 18 C. Parsley, DB 20 B. Currier, DB 21 C. Jefferson, RB 26 R. Carpenter, DB 36 C. Hartwig, RB 42 B. Clark, RB 47 R. Coleman, LB 50 D. Hunt, LB 51 T. Thompson, LB 63 S. Baumgartner, DT 67 M. Stenerud, G 68 T. Randall, MG 71 K. Kennard, DE 75 J. Baker, T 76 M. Towns, WR 81 J. Groth, WR 82 M. Renfro, WR 85 R. Ellander, TE 87 C. Rucker. **DID NOT PLAY:** G 64 G. Reihner.

FINAL INDIVIDUAL STATISTICS

| Denver Broncos | | | | | | | | | | | Houston Oilers | | | | | | | | | | |
|-----------------|-----|------|------|------|----|------|------|------|----|------------|-----------------|-----|------|------|------|----|------|------|------|----|------|
| RUSHING | | | | | | | | | | | RUSHING | | | | | | | | | | |
| O. Armstrong | ATT | YDS | AVG | LG | TD | | | | | | R. Carpenter | ATT | YDS | AVG | LG | TD | | | | | |
| L. Canada | 4 | 29 | 7.2 | 13 | 0 | | | | | | E. Campbell | 16 | 50 | 3.1 | 9 | 1 | | | | | |
| D. Preston | 9 | 24 | 2.7 | 7 | 0 | | | | | | T. Wilson | 8 | 21 | 2.6 | 5 | 0 | | | | | |
| J. Jensen | 4 | 5 | 1.2 | 3 | 0 | | | | | | R. Coleman | 2 | 5 | 2.5 | 4 | 0 | | | | | |
| R. Upchurch | 1 | 3 | 3.0 | 3 | 0 | | | | | | | | | | | | | | | | |
| C. Morton | 2 | 0 | 0.0 | 0 | 0 | | | | | | | | | | | | | | | | |
| TOTAL | 32 | 112 | 3.5 | 15 | 0 | | | | | | TOTAL | 42 | 135 | 3.2 | 9 | 1 | | | | | |
| TKD/ | | | | | | | | | | | TKD/ | | | | | | | | | | |
| PASSING | ATT | CMP | YDS | YD | TD | LG | IN | Rtg. | | | PASSING | ATT | CMP | YDS | YD | TD | LG | IN | Rtg. | | |
| C. Morton | 27 | 14 | 144 | 6/40 | 1 | 25 | 1 | 64.4 | | | D. Pastorini | 18 | 8 | 149 | 1/11 | 0 | 41 | 1 | 50.0 | | |
| | | | | | | | | | | G. Nielsen | 4 | 2 | 9 | 0/0 | 0 | 6 | 1 | 16.7 | | | |
| TOTAL | 27 | 14 | 144 | 6/40 | 1 | 25 | 1 | 64.4 | | | TOTAL | 22 | 10 | 158 | 1/11 | 0 | 41 | 2 | 32.0 | | |
| PASS RECEIVING | | | | | | | | | | | PASS RECEIVING | | | | | | | | | | |
| D. Preston | NO | YDS | AVG | LG | TD | | | | | | T. Wilson | NO | YDS | AVG | LG | TD | | | | | |
| H. Moses | 3 | 47 | 15.7 | 25 | 0 | | | | | | R. Carpenter | 3 | 26 | 8.7 | 13 | 0 | | | | | |
| O. Armstrong | 2 | 22 | 11.0 | 13 | 0 | | | | | | R. Coleman | 1 | 41 | 41.0 | 41 | 0 | | | | | |
| R. Odoms | 2 | 3 | 1.5 | 3 | 0 | | | | | | M. Barber | 1 | 31 | 31.0 | 31 | 0 | | | | | |
| R. Eglloff | 1 | 17 | 17.0 | 17 | 0 | | | | | | E. Campbell | 1 | 7 | 7.0 | 7 | 0 | | | | | |
| J. Jensen | 1 | 11 | 11.0 | 11 | 0 | | | | | | | | | | | | | | | | |
| L. Canada | 1 | 4 | 4.0 | 4 | 0 | | | | | | | | | | | | | | | | |
| TOTAL | 14 | 144 | 10.3 | 25 | 1 | | | | | | TOTAL | 10 | 158 | 15.8 | 41 | 0 | | | | | |
| INTERCEPTIONS | | | | | | | | | | | INTERCEPTIONS | | | | | | | | | | |
| B. Thompson | NO | YDS | AVG | LG | TD | | | | | | NO | YDS | AVG | LG | TD | | | | | | |
| B. Thompson | 1 | 12 | 12.0 | 12 | 0 | | | | | | G. Bingham | 1 | 15 | 15.0 | 15 | 0 | | | | | |
| B. Swenson | 1 | 0 | 0.0 | 0 | 0 | | | | | | | | | | | | | | | | |
| TOTAL | 2 | 12 | 6.0 | 12 | 0 | | | | | | TOTAL | 1 | 15 | 15.0 | 15 | 0 | | | | | |
| PUNTING | | | | | | | | | | | PUNTING | | | | | | | | | | |
| L. Prestridge | NO | YDS | AVG | NET | TB | IN20 | LG | | | | C. Parsley | NO | YDS | AVG | NET | TB | IN20 | LG | | | |
| L. Prestridge | 6 | 266 | 44.4 | 37.3 | 0 | 3 | 52 | | | | C. Parsley | 5 | 216 | 43.2 | 38.2 | 0 | 3 | 49 | | | |
| TOTAL | 6 | 266 | 44.4 | 37.3 | 0 | 3 | 52 | | | | TOTAL | 5 | 216 | 43.2 | 38.2 | 0 | 3 | 49 | | | |
| PUNT RETURNS | | | | | | | | | | | PUNT RETURNS | | | | | | | | | | |
| R. Upchurch | NO | YDS | AVG | FC | LG | TD | | | | | R. Ellender | NO | YDS | AVG | FC | LG | TD | | | | |
| R. Upchurch | 2 | 25 | 12.5 | 0 | 17 | 0 | | | | | RETURNS | 5 | 42 | 8.4 | 1 | 17 | 0 | | | | |
| RETURNS | 2 | 25 | 12.5 | 0 | 17 | 0 | | | | | RETURNS | 5 | 42 | 8.4 | 1 | 17 | 0 | | | | |
| KICKOFF RETURNS | | | | | | | | | | | KICKOFF RETURNS | | | | | | | | | | |
| D. Preston | NO | YDS | AVG | FC | LG | TD | | | | | C. Hartwig | NO | YDS | AVG | FC | LG | TD | | | | |
| R. Upchurch | 3 | 56 | 18.7 | 0 | 22 | 0 | | | | | | 1 | 26 | 26.0 | 0 | 26 | 0 | | | | |
| R. Upchurch | 1 | 27 | 27.0 | 0 | 27 | 0 | | | | | | | | | | | | | | | |
| RETURNS | 4 | 83 | 20.8 | 0 | 27 | 0 | | | | | RETURNS | 1 | 26 | 26.0 | 0 | 26 | 0 | | | | |
| Denver Broncos | | | | | | | | | | | Houston Oilers | | | | | | | | | | |
| FUMBLES | Fum | Lost | Rec. | Yds | TD | FF | Rec. | Yds | TD | Bnds | FUMBLES | Fum | Lost | Rec. | Yds | TD | FF | Rec. | Yds | TD | Bnds |
| C. Morton | 1 | 0 | 1 | 0 | 0 | 0 | 0 | 0 | 0 | 0 | | | | | | | | | | | |
| TOTAL | 1 | 0 | 1 | 0 | 0 | 0 | 0 | 0 | 0 | 0 | TOTAL | 0 | 0 | 0 | 0 | 0 | 0 | 0 | 0 | 0 | 0 |

FINAL TEAM STATISTICS

| | | BRONCOS | | OILERS | | | | BRONCOS | | OILERS | |
|--|--|----------|--|----------|--|---|--|---------|--|--------|--|
| TOTAL FIRST DOWNS | | 17 | | 15 | | PUNTS Number and Average | | 5-45 | | 5-43 | |
| By Rushing | | 7 | | 8 | | Had Blocked | | 0 | | 0 | |
| By Passing | | 9 | | 6 | | FGs – PATs Had Blocked | | 0-0 | | 0-0 | |
| By Penalty | | 1 | | 1 | | TOTAL RETURN YARDAGE (Not Including Kickoffs) | | 37 | | 57 | |
| THIRD DOWN EFFICIENCY | | 4-13-31% | | 7-17-40% | | No. and Yards Punt Returns | | 2-25 | | 5-42 | |
| FOURTH DOWN EFFICIENCY | | 0-1-0% | | 0-1-0% | | No. and Yards Kickoff Returns | | 4-83 | | 1-26 | |
| TOTAL NET YARDS | | 216 | | 282 | | No. and Yards Interception Returns | | 2-12 | | 1-15 | |
| Total Offensive Plays (inc. times thrown passing) | | 65 | | 65 | | PENALTIES Number and Yards | | 7-70 | | 2-19 | |
| Average gain per offensive play | | 3.3 | | 4.3 | | FUMBLES Number and Lost | | 1-0 | | 0-0 | |
| NET YARDS RUSHING | | 112 | | 135 | | TOUCHDOWNS | | 1 | | 1 | |
| Total Rushing Plays | | 32 | | 42 | | Rushing | | 0 | | 1 | |
| Average gain per rushing play | | 3.5 | | 3.2 | | Passing | | 1 | | 0 | |
| NET YARDS PASSING | | 104 | | 147 | | Returns | | 0 | | 0 | |
| Times thrown – yards lost attempting to pass | | 6-40 | | 1-11 | | EXTRA POINTS Made-Attempts | | 1-1 | | 1-1 | |
| Gross yards passing | | 144 | | 158 | | FIELD GOALS Made-Attempts | | 0-1 | | 2-2 | |
| PASS ATTEMPTS-COMPLETIONS-HAD INTERCEPTED | | 27-14-1 | | 22-10-2 | | SAFETIES | | 0 | | 0 | |
| Average gain per pass play (inc. # thrown passing) | | 3.1 | | 6.4 | | FINAL SCORE | | 7 | | 13 | |
| | | | | | | TIME OF POSSESSION | | 27:38 | | 32:22 | |



Dallas 27, Denver 10

Sunday, Jan. 15, 1978 • 5:17 p.m. CST • Louisiana Superdome • New Orleans

WEATHER: Indoors • ATTENDANCE: 76,400 • TIME: 3:32

Super Bowl XII

The Dallas Cowboys evened their Super Bowl record at 2-2 by defeating the Denver Broncos 27-10 in Super Bowl XII before a sellout crowd of 76,400 fans at the Louisiana Superdome and 90 million television viewers, the largest audience ever to watch a sporting event at the time.

Dallas converted two pass interceptions by safety Randy Hughes and cornerback Aaron Kyle into 10 points in the first quarter. Efren Herrera added a 43-yard field goal in the second quarter to give the Cowboys a 13-0 halftime advantage.

The Denver offense struggled in the first half. The Broncos lost three fumbles and had two interceptions on their last five possessions of the first half.

The Broncos came back momentarily at the outset of the third period. Craig Morton engineered a drive to the Cowboys' 30-yard line, where Jim Turner booted a 47-yard field goal to make the score 13-3. After an exchange of punts, Dallas wide receiver Butch Johnson made a spectacular diving catch in the end zone to complete a 45-yard pass from Roger Staubach to put the Cowboys ahead 20-3 at 8:01 of the third quarter.

However, the momentum swung back to the Broncos as Rick Upchurch returned the kickoff 67 yards to the Dallas 26. On the second play of the series, Norris Weese relieved Craig Morton at quarterback. Morton, who was intercepted only eight times during the regular season, had thrown a Super Bowl record four interceptions. Weese guided the Broncos to a touchdown—a 1-yard run by Ron Lytle—to cut the Dallas lead to 20-10 with 5:39 left in the third.

But Dallas clinched the victory when running back Robert Newhouse threw a 29-yard touchdown pass to Golden Richards on an option play with 7:56 remaining in the game. It was the first pass thrown by Newhouse since the 1975 regular season. The Cowboys' offense amassed 325 yards while the defense limited the Broncos to 156 in a game that saw the Cowboys control the ball 38:34 to Denver's 21:26.

Roger Staubach completed 17-of-25 passes (68.0%) for 183 yards while Harvey Martin and Randy White—who were named co-MVPs—led a Cowboys defense that recovered four fumbles and intercepted four passes.

OFFICIALS:

Referee — Jim Tunney (32); **Umpire** — Joe Connell (57); **Line Judge** — Art Holst (33); **Head Linesman** — Tony Veteri (36); **Back Judge** — Ray Douglas (5); **Field Judge** — Bob Wortman (84).

| | | 1 | 2 | 3 | 4 | OT | TOTAL | | FIELD GOALS (made () & missed) |
|----------------|----------------|------------|--|----|---|----|-------|----|-------------------------------------|
| VISITOR | Dallas Cowboys | 10 | 3 | 7 | 7 | — | 27 | | E. Herrera (35) (43) 43WL 32WR 44WL |
| HOME | Denver Broncos | 0 | 0 | 10 | 0 | — | 10 | | J. Turner (47) |
| Team | Qtr | Clock Time | PLAY DESCRIPTION (Extra Point) (Drive Info) | | | | SCORE | | |
| COWBOYS | 1 | 10:31 | T. Dorsett 3 yd. run (E. Herrera, kick) (5-25, 2:40) | | | | 7 | 0 | |
| COWBOYS | 1 | 13:29 | E. Herrera 35 yd. Field Goal (6-17, 1:56) | | | | 10 | 0 | |
| COWBOYS | 2 | 3:44 | E. Herrera 43 yd. Field Goal (8-32, 3:31) | | | | 13 | 0 | |
| BRONCOS | 3 | 2:28 | J. Turner 47 yd. Field Goal (9-35, 2:28) | | | | 13 | 3 | |
| COWBOYS | 3 | 8:01 | B. Johnson 45 yd. pass from R. Staubach (E. Herrera, kick) (6-58, 2:29) | | | | 20 | 3 | |
| BRONCOS | 3 | 9:21 | R. Lytle 1 yd. run (J. Turner, kick) (5-26, 1:20) | | | | 20 | 10 | |
| COWBOYS | 4 | 7:56 | G. Richards 29 yd. pass from R. Newhouse (E. Herrera, kick) (1-29, 0:07) | | | | 27 | 10 | |

DENVER BRONCOS

| OFFENSE | | | DEFENSE | | |
|---------|----|--------------|---------|----|--------------|
| WR | 82 | J. Dolbin | LE | 79 | B. Chavous |
| LT | 74 | A. Maurer | NT | 68 | R. Carter |
| LG | 62 | T. Glassic | RE | 77 | L. Alzado |
| C | 52 | M. Montler | LOLB | 51 | B. Swenson |
| RG | 60 | P. Howard | LILB | 59 | J. Rizzo |
| RT | 71 | C. Minor | RILB | 53 | R. Gradishar |
| TE | 88 | R. Odoms | ROLB | 57 | T. Jackson |
| WR | 25 | H. Moses | LCB | 20 | L. Wright |
| QB | 7 | C. Morton | RCB | 43 | S. Foley |
| RB | 24 | O. Armstrong | SS | 36 | B. Thompson |
| RB | 32 | J. Keyworth | FS | 29 | B. Jackson |

BRONCOS SUBSTITUTIONS: P 10 B. Dilts, QB 14 N. Weese, K 15 J. Turner, DB 21 R. Polti, RB 30 J. Jensen, RB 35 L. Perrin, DB 40 R. Rich, RB 41 R. Lytle, C 50 B. Maples, LB 55 G. Turk, LB 56 L. Evans, LB 58 R. Nairne, DE 63 J. Grant, G 65 G. Hyde, DE 66 B. Manor, DT 70 P. Smith, T 73 H. Allison, WR 80 R. Upchurch, TE 85 R. Egloff, WR 86 J. Schultz. **DID NOT PLAY:** QB 12 C. Penrose. **INACTIVE:** DB 26 L. Riley, G 67 S. Schindler.

DALLAS COWBOYS

| OFFENSE | | | DEFENSE | | |
|---------|----|---------------|---------|----|--------------|
| WR | 86 | B. Johnson | LE | 72 | E. Jones |
| LT | 73 | R. Neely | LT | 75 | J. Pugh |
| LG | 68 | H. Scott | RT | 54 | R. White |
| C | 62 | J. Fitzgerald | RE | 79 | H. Martin |
| RG | 64 | T. Rafferty | LLB | 56 | T. Henderson |
| RT | 67 | P. Donovan | MLB | 53 | B. Breunig |
| TE | 89 | B. DuPree | RLB | 50 | D.D. Lewis |
| WR | 88 | D. Pearson | LCB | 31 | B. Barnes |
| QB | 12 | R. Staubach | RCB | 25 | A. Kyle |
| RB | 33 | T. Dorsett | SS | 41 | C. Waters |
| RB | 44 | R. Newhouse | FS | 43 | C. Harris |

COWBOYS SUBSTITUTIONS: K 1 E. Herrera, QB/P 11 D. White, DB 20 M. Renfro, RB 21 D. Dennison, RB 26 P. Pearson, RB 35 S. Laidlaw, RB 36 L. Brinson, S 42 R. Hughes, CB 46 M. Washington, LB 57 B. Huther, LB 58 M. Hegman, LB 59 G. Brown, OL 61 J. Cooper, DL 63 L. Cole, DE 65 D. Stalls, G 66 B. Lawless, T 70 R. Wright, T 71 A. Frederick, DL 77 B. Gregory, WR 80 T. Hill, WR 83 G. Richards. **INACTIVE:** QB 18 G. Careno, TE 87 J. Saldi.

FINAL INDIVIDUAL STATISTICS

| Dallas Cowboys | | | | | | | | | | | | Denver Broncos | | | | | | | | | | | |
|---|--|---------|-----|------|------|-----|----------------|-----------------|---|-----|--|--|--|--|-----|------|------|------|-----|----|--|--|--|
| RUSHING | | ATT | YDS | AVG | LG | TD | RUSHING | | ATT | YDS | AVG | LG | TD | | | | | | | | | | |
| T. Dorsett | | 15 | 66 | 4.4 | 19 | 1 | R. Lytle | | 10 | 35 | 3.5 | 16 | 1 | | | | | | | | | | |
| R. Newhouse | | 14 | 55 | 3.9 | 10 | 0 | O. Armstrong | | 7 | 27 | 3.9 | 18 | 0 | | | | | | | | | | |
| D. White | | 1 | 13 | 13.0 | 13 | 0 | N. Weese | | 3 | 26 | 8.7 | 10 | 0 | | | | | | | | | | |
| P. Pearson | | 3 | 11 | 3.7 | 5 | 0 | J. Jensen | | 1 | 16 | 16.0 | 16 | 0 | | | | | | | | | | |
| R. Staubach | | 3 | 6 | 2.0 | 5 | 0 | J. Keyworth | | 5 | 9 | 1.8 | 6 | 0 | | | | | | | | | | |
| S. Laidlaw | | 1 | 1 | 1.0 | 1 | 0 | L. Perrin | | 3 | 8 | 2.7 | 4 | 0 | | | | | | | | | | |
| B. Johnson | | 1 | -9 | -9.0 | -9 | 0 | | | | | | | | | | | | | | | | | |
| TOTAL | | 38 | 143 | 3.8 | 19 | 1 | TOTAL | | 29 | 121 | 4.2 | 18 | 1 | | | | | | | | | | |
| PASSING | | ATT | CMP | YDS | TD | LG | IN | Rtg. | PASSING | | ATT | CMP | YDS | TD | LG | IN | Rtg. | | | | | | |
| R. Staubach | | 25 | 17 | 183 | 5/35 | 1 | 45t | 102.6 | C. Morton | | 15 | 4 | 39 | 2/20 | 0 | 21 | 4 | 0.0 | | | | | |
| D. White | | 2 | 1 | 5 | 0/0 | 0 | 5 | 56.3 | N. Weese | | 10 | 4 | 22 | 2/6 | 0 | 9 | 0 | 47.9 | | | | | |
| R. Newhouse | | 1 | 1 | 29 | 0/0 | 1 | 29t | 158.3 | | | | | | | | | | | | | | | |
| TOTAL | | 28 | 19 | 217 | 5/35 | 2 | 45t | 114.7 | TOTAL | | 25 | 8 | 61 | 4/26 | 0 | 21 | 4 | 1.7 | | | | | |
| PASS RECEIVING | | NO | YDS | AVG | LG | TD | PASS RECEIVING | | NO | YDS | AVG | LG | TD | | | | | | | | | | |
| P. Pearson | | 5 | 37 | 7.4 | 11 | 0 | J. Dolbin | | 2 | 24 | 12.0 | 15 | 0 | | | | | | | | | | |
| B. DuPree | | 4 | 66 | 16.5 | 19 | 0 | R. Odoms | | 2 | 9 | 4.5 | 10 | 0 | | | | | | | | | | |
| R. Newhouse | | 3 | -1 | -0.3 | 5 | 0 | H. Moses | | 1 | 21 | 21.0 | 21 | 0 | | | | | | | | | | |
| B. Johnson | | 2 | 53 | 26.5 | 45t | 1 | R. Upchurch | | 1 | 9 | 9.0 | 9 | 0 | | | | | | | | | | |
| G. Richards | | 2 | 38 | 19.0 | 29t | 1 | J. Jensen | | 1 | 5 | 5.0 | 5 | 0 | | | | | | | | | | |
| T. Dorsett | | 2 | 11 | 5.5 | 15 | 0 | L. Perrin | | 1 | -7 | -7.0 | -7 | 0 | | | | | | | | | | |
| D. Pearson | | 1 | 13 | 13.0 | 13 | 0 | | | | | | | | | | | | | | | | | |
| TOTAL | | 19 | 217 | 11.4 | 45t | 2 | TOTAL | | 8 | 61 | 7.6 | 21 | 0 | | | | | | | | | | |
| INTERCEPTIONS | | NO | YDS | AVG | LG | TD | INTERCEPTIONS | | NO | YDS | AVG | LG | TD | | | | | | | | | | |
| M. Washington | | 1 | 27 | 27.0 | 27 | 0 | | | | | | | | | | | | | | | | | |
| A. Kyle | | 1 | 19 | 19.0 | 19 | 0 | | | | | | | | | | | | | | | | | |
| B. Barnes | | 1 | 0 | 0.0 | 0 | 0 | | | | | | | | | | | | | | | | | |
| R. Hughes | | 1 | 0 | 0.0 | 0 | 0 | | | | | | | | | | | | | | | | | |
| TOTAL | | 4 | 46 | 11.5 | 27 | 0 | TOTAL | | 0 | 0 | 0.0 | — | 0 | | | | | | | | | | |
| PUNTING | | NO | YDS | AVG | NET | TB | IN20 | LG | PUNTING | | NO | YDS | AVG | NET | TB | IN20 | LG | | | | | | |
| D. White | | 5 | 208 | 41.6 | 37.2 | 0 | 0 | 53 | B. Dilts | | 4 | 153 | 38.2 | 33.3 | 1 | 1 | 46 | | | | | | |
| TOTAL | | 5 | 208 | 41.6 | 37.2 | 0 | 0 | 53 | TOTAL | | 4 | 153 | 38.2 | 33.3 | 1 | 1 | 46 | | | | | | |
| PUNT RETURNS | | NO | YDS | AVG | FC | LG | TD | PUNT RETURNS | | NO | YDS | AVG | FC | LG | TD | | | | | | | | |
| T. Hill | | 1 | 0 | 0.0 | 1 | 0 | 0 | R. Upchurch | | 3 | 22 | 7.3 | 0 | 8 | 0 | | | | | | | | |
| | | | | | | | | J. Schultz | | 1 | 0 | 0.0 | 0 | 0 | 0 | | | | | | | | |
| RETURNS | | 1 | 0 | 0.0 | 1 | 0 | 0 | RETURNS | | 4 | 22 | 5.5 | 0 | 8 | 0 | | | | | | | | |
| KICKOFF RETURNS | | NO | YDS | AVG | FC | LG | TD | KICKOFF RETURNS | | NO | YDS | AVG | FC | LG | TD | | | | | | | | |
| B. Johnson | | 2 | 29 | 14.5 | 0 | 15 | 0 | R. Upchurch | | 3 | 94 | 31.3 | 0 | 37 | 0 | | | | | | | | |
| L. Brinson | | 1 | 22 | 22.0 | 0 | 22 | 0 | J. Schultz | | 2 | 62 | 31.0 | 0 | 67 | 0 | | | | | | | | |
| | | | | | | | | R. Odoms | | 1 | 17 | 17.0 | 0 | 17 | 0 | | | | | | | | |
| RETURNS | | 3 | 51 | 17.0 | 0 | 22 | 0 | RETURNS | | 6 | 173 | 28.8 | 0 | 67 | 0 | | | | | | | | |
| Dallas Cowboys | | Fumbles | Fum | Lost | Rec. | Yds | TD | FF | Rec. | Yds | TD | FF | Rec. | Yds | TD | FF | Rec. | Yds | TD | | | | |
| B. Johnson | | 2 | 0 | 2 | 0 | 0 | 0 | 0 | Dallas Cowboys <td>Fumbles<td>Fum<td>Lost<td>Rec.<th>Yds</th><th>TD</th><th>FF</th><th>Rec.</th><th>Yds</th><th>TD</th></td></td></td></td> | | Fumbles <td>Fum<td>Lost<td>Rec.<th>Yds</th><th>TD</th><th>FF</th><th>Rec.</th><th>Yds</th><th>TD</th></td></td></td> | Fum <td>Lost<td>Rec.<th>Yds</th><th>TD</th><th>FF</th><th>Rec.</th><th>Yds</th><th>TD</th></td></td> | Lost <td>Rec.<th>Yds</th><th>TD</th><th>FF</th><th>Rec.</th><th>Yds</th><th>TD</th></td> | Rec. <th>Yds</th> <th>TD</th> <th>FF</th> <th>Rec.</th> <th>Yds</th> <th>TD</th> | Yds | TD | FF | Rec. | Yds | TD | | | |
| T. Hill | | 1 | 0 | 1 | 0 | 0 | 0 | 0 | Denver Broncos <td>Fumbles<td>Fum<td>Lost<td>Rec.<th>Yds</th><th>TD</th><th>FF</th><th>Rec.</th><th>Yds</th><th>TD</th></td></td></td></td> | | Fumbles <td>Fum<td>Lost<td>Rec.<th>Yds</th><th>TD</th><th>FF</th><th>Rec.</th><th>Yds</th><th>TD</th></td></td></td> | Fum <td>Lost<td>Rec.<th>Yds</th><th>TD</th><th>FF</th><th>Rec.</th><th>Yds</th><th>TD</th></td></td> | Lost <td>Rec.<th>Yds</th><th>TD</th><th>FF</th><th>Rec.</th><th>Yds</th><th>TD</th></td> | Rec. <th>Yds</th> <th>TD</th> <th>FF</th> <th>Rec.</th> <th>Yds</th> <th>TD</th> | Yds | TD | FF | Rec. | Yds | TD | | | |
| D. Dorsett | | 1 | 1 | 0 | 0 | 0 | 0 | 0 | J. Schultz | | 1 | 1 | 0 | 0 | 0 | 0 | 0 | 0 | 0 | 0 | | | |
| B. DuPree | | 1 | 1 | 0 | 0 | 0 | 0 | 0 | R. Odoms | | 1 | 1 | 0 | 0 | 0 | 0 | 0 | 0 | 0 | 0 | | | |
| R. Staubach | | 1 | 0 | 0 | 0 | 0 | 0 | 0 | N. Weese | | 1 | 1 | 0 | 0 | 0 | 0 | 0 | 0 | 0 | 0 | | | |
| J. Fitzgerald | | 0 | 0 | 0 | 0 | 0 | 0 | 0 | T. Jackson | | 0 | 0 | 0 | 0 | 0 | 0 | 1 | 0 | 0 | 0 | | | |
| R. Carter | | 0 | 0 | 0 | 0 | 0 | 0 | 0 | R. Carter | | 0 | 0 | 0 | 0 | 0 | 0 | 1 | 0 | 0 | 0 | | | |
| B. Huther (1-0), R. Hughes (2-21) and A. Kyle (1-0) had opponent recoveries | | | | | | | | | | | | | | | | | | | | | | | |
| TOTAL | | 6 | 2 | 4 | 0 | 0 | 0 | 0 | TOTAL | | 4 | 4 | 0 | 0 | 0 | 0 | 2 | 0 | 0 | 0 | | | |

**Denver 34, Pittsburgh 21****Sunday, Dec. 24, 1977 • 2 p.m. MST • Mile High Stadium • Denver****WEATHER:** Sunny, 43°, Wind E 9 mph • **ATTENDANCE:** 75,011 • **TIME:** 3:15**1977 AFC Divisional Playoff Game**

After ties at 7, 14 and 21, veteran Jim Turner kicked a 44-yard field goal in the fourth quarter to put Denver ahead to stay as the Broncos beat the Pittsburgh Steelers 34-21 in an AFC Divisional Playoff Game in front of 75,011 fans at Mile High Stadium.

Denver, in its first-ever playoff game, jumped out to a 7-0 lead after running back Rob Lytle broke through the Steelers' defense to score on a 7-yard run midway through the first quarter. The score came four plays after a Steelers punt was blocked by John Schultz and recovered at Pittsburgh's 17-yard line.

Pittsburgh pulled even in the second quarter when quarterback Terry Bradshaw scampered in from 1-yard out. Later in the period, linebacker Tom Jackson recovered a fumble at Pittsburgh's 10-yard line that set up a 10-yard touchdown run by Otis Armstrong on the next play to give Denver a 14-7 lead. The teams went into the locker room tied at 14 after Franco Harris scored on a 1-yard touchdown run late in the half.

The Broncos once again regained the lead (21-14) after Riley Odoms hauled in a 30-yard pass from Craig Morton for a touchdown. Pittsburgh answered early in the fourth quarter with a 1-yard touchdown pass from Bradshaw to Larry Brown.

Midway through the fourth quarter, Denver went on top to stay on the strength of a 44-yard field goal by Jim Turner. On their next drive, the Broncos opened a 6-point lead when Turner hit a 25-yard field goal with just less than six minutes left in the game. Denver then was able to put the game out of reach after Morton tossed his second touchdown of the game on a strike to Jack Dolbin from 34 yards out. The score was set up after Jackson intercepted his second pass of the game, giving the Broncos the ball on Pittsburgh's 33-yard line.

Morton finished the game 11-of-23 passing for 164 yards with two touchdowns as the Broncos racked up 258 yards of total offense against one of the NFL's top defenses. Odoms led the Broncos with five catches for 43 yards, and Moses chipped in 45 yards receiving on two catches.

Denver's "Orange Crush" defense kept the Steelers off balance all game, holding Bradshaw to just 177 yards passing on 19-of-37 attempts and intercepting him three times.

The Denver victory set up a third game between the AFC Western Champion Broncos and the AFC Wild Card Raiders in the AFC Championship game. The teams split the two regular-season games earlier in the 1977 season.

OFFICIALS:

Referee — Gene Barth (14); **Umpire** — Paul Trepinski (22); **Line Judge** — Royal Cathcart (16); **Head Linesman** — Frank Glover (85); **Back Judge** — Bob Rice (80); **Field Judge** — Ed Merrifield (76).

| | 1 | 2 | 3 | 4 | OT | TOTAL | FIELD GOALS (made () & missed) |
|------------------------------------|---|----|---|----|----|-------|---------------------------------|
| VISITOR Pittsburgh Steelers | 0 | 14 | 0 | 7 | — | 21 | |
| HOME Denver Broncos | 7 | 7 | 7 | 13 | — | 34 | J. Turner (44) (25) |

| Team | Qtr | Clock Time | PLAY DESCRIPTION (Extra Point) (Drive Info) | SCORE Visitor | Home |
|----------|-----|------------|---|---------------|------|
| BRONCOS | 1 | 8:47 | R. Lytle 7 yd. run (J. Turner, kick) (4-17, 1:56) | 0 | 7 |
| STEELERS | 2 | 5:59 | T. Bradshaw 1 yd. run (R. Gerela, kick) (11-56, 5:10) | 7 | 7 |
| BRONCOS | 2 | 10:45 | O. Armstrong 10 yd. run (J. Turner, kick) (1-10, 0:04) | 7 | 14 |
| STEELERS | 2 | 13:19 | F. Harris 1 yd. run (R. Gerela, kick) (9-65, 2:35) | 14 | 14 |
| BRONCOS | 3 | 13:36 | R. Odoms 30 yd. pass from C. Morton (J. Turner, kick) (4-41, 1:01) | 14 | 21 |
| STEELERS | 4 | 4:05 | L. Brown 1 yd. pass from T. Bradshaw (R. Gerela, kick) (4-61, 1:42) | 21 | 21 |
| BRONCOS | 4 | 7:43 | J. Turner 44 yd. Field Goal (7-39, 3:29) | 21 | 24 |
| BRONCOS | 4 | 9:50 | J. Turner 25 yd. Field Goal (4-2, 1:36) | 21 | 27 |
| BRONCOS | 4 | 13:16 | J. Dolbin 34 yd. pass from C. Morton (J. Turner, kick) (2-33, 0:13) | 21 | 34 |

DENVER BRONCOS**OFFENSE**

WR 25 H. Moses
LT 74 A. Maurer
LG 62 T. Glassic
C 52 M. Montler
RG 60 P. Howard
RT 71 C. Minor
TE 88 R. Odoms
WR 82 J. Dolbin
QB 7 C. Morton
RB 41 R. Lytle
RB 32 J. Keyworth

DEFENSE

LE 79 B. Chavous
NT 68 R. Carter
RE 77 L. Alzado
LB 51 B. Swenson
LB 53 R. Gradishar
LB 57 T. Jackson
LB 59 J. Rizzo
LCB 20 L. Wright
RCB 43 S. Foley
S 36 B. Thompson
S 29 B. Jackson

BRONCOS SUBSTITUTIONS: P 10 B. Dilts, QB 14 N. Weese, K 15 J. Turner, DB 21 R. Polti, RB 24 O. Armstrong, RB 30 J. Jensen, DB 40 R. Rich, RB 41 R. Lytle, C 50 B. Maples, LB 55 G. Turk, LB 56 L. Evans, LB 58 R. Nairne, DE 63 J. Grant, G 65 G. Hyde, DE 66 B. Manor, G 67 S. Schindler, DT 70 P. Smith, WR 80 R. Upchurch, TE 85 R. Egloff, WR 86 J. Schultz. **DID NOT PLAY:** QB 12 C. Penrose, RB 35 L. Perrin. **INACTIVE:** DB 26 L. Riley, T 73 H. Allison.

PITTSBURGH STEELERS**OFFENSE**

WR 82 J. Stallworth
LT 57 S. Davis
LG 55 J. Kolb
C 52 M. Webster
RG 50 J. Clack
RT 74 R. Pinney
TE 79 L. Brown
WR 88 L. Swann
QB 12 T. Bradshaw
RB 20 R. Bleier
RB 32 F. Harris


DEFENSE

LE 64 S. Furness
LT 75 J. Greene
RT 63 E. Holmes
RE 78 D. White
LB 59 J. Ham
LB 58 J. Lambert
LB 51 L. Toews
CB 24 J.T. Thomas
CB 45 J. Allen
S 31 D. Shell
S 27 G. Edwards

STEELERS SUBSTITUTIONS: K 10 R. Gerela, QB 16 N. Graff, P 17 R. Engles, DB 21 T. Dugny, RB 28 A. Maxson, DB 29 B. Sexton, RB 38 S. Thornton, RB 46 R. Harrison, LB 53 D. Winston, LB 54 D. LaCrosse, LB 56 R. Cole, LB 60 B. Cousino, T 66 T. Peterson, DE 68 L. Greenwood, G 72 G. Mullins, T 74 R. Pinney, TE 84 R. Grossman, WR 85 E. Pough, WR 86 J. Smith, TE 89 B. Cunningham. **DID NOT PLAY:** WR 43 F. Lewis, CB 47 M. Blount. **INACTIVE:** QB 18 C. Stoudt, RB 36 J. Deloplane.

FINAL INDIVIDUAL STATISTICS

| Pittsburgh Steelers | | | | | | | | | | | Denver Broncos | | | | | | | | | | | | |
|---|-----|------|-------------|------------|------|------|--------------|------|----|------|---|--|------|-------------|------------|------|------|--------------|-------|----|------|--|--|
| RUSHING F. Harris T. Bradshaw R. Bleier | ATT | YDS | AVG | LG | TD | | | | | | RUSHING O. Armstrong R. Lytle J. Keyworth J. Jensen C. Morton | ATT | YDS | AVG | LG | TD | | | | | | | |
| | 28 | 92 | 3.3 | 20 | 1 | | | | | | | 11 | 44 | 4.0 | 29 | 1 | | | | | | | |
| | 4 | 21 | 5.3 | 11 | 1 | | | | | | | 12 | 26 | 2.2 | 7 | 1 | | | | | | | |
| | 7 | 14 | 2.0 | 5 | 0 | | | | | | | 5 | 20 | 4.4 | 6 | 0 | | | | | | | |
| TOTAL | 39 | 127 | 3.3 | 20 | 2 | | | | | | TOTAL | 37 | 103 | 2.8 | 29 | 2 | | | | | | | |
| | | | | | | | | | | | | | | | | | | | | | | | |
| PASSING T. Bradshaw TOTAL | ATT | CMP | YDS | TKD/ YD | TD | LG | IN | Rtg. | | | PASSING C. Morton TOTAL | ATT | CMP | YDS | TKD/ YD | TD | LG | IN | Rtg. | | | | |
| | 37 | 19 | 177 | 0/0 | 1 | 48 | 3 | 40.0 | | | | 23 | 11 | 164 | 1/9 | 2 | 34 | 0 | 100.6 | | | | |
| | 37 | 19 | 177 | 0/0 | 1 | 48 | 3 | 40.0 | | | | 23 | 11 | 164 | 1/9 | 2 | 34 | 0 | 100.6 | | | | |
| | | | | | | | | | | | | | | | | | | | | | | | |
| PASS RECEIVING J. Stallworth F. Harris B. Cunningham A. Maxson R. Bleier R. Grossman L. Swann L. Brown TOTAL | | | NO | YDS | AVG | LG | TD | | | | | PASS RECEIVING R. Odoms H. Moses J. Jensen J. Dolbin O. Armstrong | | | NO | YDS | AVG | LG | TD | | | | |
| | | | 4 | 80 | 20.0 | 48 | 0 | | | | | | | | 5 | 43 | 8.6 | 30 | 1 | | | | |
| | | | 4 | 20 | 5.0 | 12 | 0 | | | | | | | | 2 | 45 | 22.5 | 27 | 0 | | | | |
| | | | 3 | 42 | 14.0 | 19 | 0 | | | | | | | | 2 | 33 | 16.5 | 29 | 0 | | | | |
| | | | 3 | 11 | 3.7 | 10 | 0 | | | | | | | | 1 | 34 | 34.0 | 34 | 1 | | | | |
| | | | 2 | 10 | 5.0 | 7 | 0 | | | | | | | | 1 | 9 | 9.0 | 9 | 0 | | | | |
| | | | 1 | 7 | 7.0 | 7 | 0 | | | | | | | | | | | | | | | | |
| | | | 1 | 6 | 6.0 | 6 | 0 | | | | | | | | | | | | | | | | |
| | | | 1 | 1 | 1.0 | 1 | 1 | | | | | | | | | | | | | | | | |
| | | | 19 | 177 | 9.3 | 48 | 1 | | | | | | | | 11 | 164 | 14.9 | 34 | 2 | | | | |
| | | | | | | | | | | | | | | | | | | | | | | | |
| INTERCEPTIONS TOTAL | | | NO | YDS | AVG | LG | TD | | | | | INTERCEPTIONS T. Jackson B. Jackson TOTAL | | | NO | YDS | AVG | LG | TD | | | | |
| | | | | | | | | | | | | | | | 2 | 49 | 24.5 | 32 | 0 | | | | |
| | | | 0 | 0 | 0.0 | — | 0 | | | | | | | | 1 | 15 | 15.0 | 15 | 0 | | | | |
| | | | | | | | | | | | | | | | | | | | | | | | |
| PUNTING R. Engles TOTAL | NO | YDS | AVG | NET | TB | IN20 | LG | | | | PUNTING B. Dilts TOTAL | NO | YDS | AVG | NET | TB | IN20 | LG | | | | | |
| | 5 | 204 | 40.8 | 38.4 | 0 | 55 | 0 | | | | | 5 | 188 | 37.6 | 31.4 | 0 | 1 | 41 | | | | | |
| | 5 | 204 | 40.8 | 38.4 | 0 | 55 | 0 | | | | | 5 | 188 | 37.6 | 31.4 | 0 | 1 | 41 | | | | | |
| | | | | | | | | | | | | | | | | | | | | | | | |
| PUNT RETURNS J. Smith | NO | YDS | AVG | FC | LG | TD | | | | | PUNT RETURNS B. Thompson J. Schultz R. Upchurch TOTAL | NO | YDS | AVG | FC | LG | TD | | | | | | |
| | 4 | 31 | 7.8 | 1 | 17 | 0 | | | | | | | | 2 | 5 | 2.5 | 0 | 3 | 0 | | | | |
| | | | | | | | | | | | | | | 1 | 4 | 4.0 | 0 | 4 | 0 | | | | |
| | | | | | | | | | | | | | | | | | | | | | | | |
| RETURNS | 4 | 31 | 7.8 | 1 | 17 | 0 | | | | | RETURNS | 4 | 12 | 3.0 | 1 | 4 | 0 | | | | | | |
| | | | | | | | | | | | | | | | | | | | | | | | |
| | | | | | | | | | | | | | | | | | | | | | | | |
| | | | | | | | | | | | | | | | | | | | | | | | |
| KICKOFF RETURNS J. Smith A. Maxson TOTAL | NO | YDS | AVG | FC | LG | TD | | | | | KICKOFF RETURNS R. Upchurch J. Schultz TOTAL | NO | YDS | AVG | FC | LG | TD | | | | | | |
| | 4 | 80 | 20.0 | 0 | 34 | 0 | | | | | | | | 3 | 58 | 19.3 | 0 | 26 | 0 | | | | |
| | 1 | 24 | 24.0 | 0 | 24 | 0 | | | | | | | | 1 | 27 | 27.0 | 0 | 27 | 0 | | | | |
| | | | | | | | | | | | | | | | | | | | | | | | |
| RETURNS | 5 | 104 | 20.8 | 0 | 34 | 0 | | | | | RETURNS | 4 | 85 | 21.3 | 0 | 27 | 0 | | | | | | |
| | | | | | | | | | | | | | | | | | | | | | | | |
| Pittsburgh Steelers | | | | | | | | | | | Denver Broncos | | | | | | | | | | | | |
| FUMBLES B. Cunningham F. Harris J. Greene | Fum | Lost | Own Rec. | Yds | TD | FF | Opp. Rec. | Yds | TD | Bnds | FUMBLES R. Gradishar T. Jackson J. Keyworth B. Thompson S. Foley L. Alzado TOTAL | Fum | Lost | Own Rec. | Yds | TD | FF | Opp. Rec. | Yds | TD | Bnds | | |
| | 1 | 0 | 1 | 0 | 0 | 0 | 0 | 0 | 0 | 0 | | 1 | 0 | 0 | 0 | 0 | 0 | 1 | 5 | 0 | 0 | | |
| | 1 | 1 | 0 | 0 | 0 | 0 | 0 | 0 | 0 | 0 | | 0 | 1 | 0 | 0 | 0 | 0 | 0 | 0 | 0 | 0 | | |
| | 0 | 0 | 0 | 0 | 0 | 0 | 1 | 0 | 0 | 0 | | 1 | 0 | 0 | 0 | 0 | 0 | 0 | 0 | 0 | 0 | | |
| | | | | | | | | | | | | | | | | | | | | | | | |
| TOTAL | 2 | 1 | 1 | 0 | 0 | 0 | 1 | 0 | 0 | 0 | TOTAL | 3 | 1 | 2 | 25 | 0 | 1 | 1 | 5 | 0 | | | |



BRONCOS HEAD COACHING HISTORY

| Season | Coach | W | L | T | Pct. |
|--------|---|------------|-----------|----------|-------------|
| 1960 | Frank Filchuck | 4 | 9 | 1 | |
| 1961 | Frank Filchuck | 3 | 11 | 0 | |
| | Filchuck's totals | 7 | 20 | 1 | .268 |
| 1962 | Jack Faulkner | 7 | 7 | 0 | |
| 1963 | Jack Faulkner | 2 | 11 | 1 | |
| 1964 | Jack Faulkner | 0 | 4 | 0 | |
| | Faulkner's totals | 9 | 22 | 1 | .297 |
| 1964 | Mac Speedie | 2 | 7 | 1 | |
| 1965 | Mac Speedie | 4 | 10 | 0 | |
| 1966 | Mac Speedie | 0 | 2 | 0 | |
| | Speedie's totals | 6 | 19 | 1 | .250 |
| 1966 | Ray Malavasi | 4 | 8 | 0 | |
| | Malavasi's totals | 4 | 8 | 0 | .333 |
| 1967 | Lou Saban | 3 | 11 | 0 | |
| 1968 | Lou Saban | 5 | 9 | 0 | |
| 1969 | Lou Saban | 5 | 8 | 1 | |
| 1970 | Lou Saban | 5 | 8 | 1 | |
| 1971 | Lou Saban | 2 | 6 | 1 | |
| | Saban's totals | 20 | 42 | 3 | .331 |
| 1971 | Jerry Smith | 2 | 3 | 0 | |
| | Smith's totals | 2 | 3 | 0 | .400 |
| 1972 | John Ralston | 5 | 9 | 0 | |
| 1973 | John Ralston | 7 | 5 | 2 | |
| 1974 | John Ralston | 7 | 6 | 1 | |
| 1975 | John Ralston | 6 | 8 | 0 | |
| 1976 | John Ralston | 9 | 5 | 0 | |
| | Ralston's totals | 34 | 33 | 3 | .507 |
| 1977 | Red Miller | 12 | 2 | 0 | |
| | Playoffs | 2 | 1 | 0 | |
| 1978 | Red Miller | 10 | 6 | 0 | |
| | Playoffs | 0 | 1 | 0 | |
| 1979 | Red Miller | 10 | 6 | 0 | |
| | Playoffs | 0 | 1 | 0 | |
| 1980 | Red Miller | 8 | 8 | 0 | |
| | Miller's regular season totals | 40 | 22 | 0 | .645 |
| | Miller's overall totals | 42 | 25 | 0 | .627 |
| 1981 | Dan Reeves | 10 | 6 | 0 | |
| 1982 | Dan Reeves | 2 | 7 | 0 | |
| 1983 | Dan Reeves | 9 | 7 | 0 | |
| | Playoffs | 0 | 1 | 0 | |
| 1984 | Dan Reeves | 13 | 3 | 0 | |
| | Playoffs | 0 | 1 | 0 | |
| 1985 | Dan Reeves | 11 | 5 | 0 | |
| 1986 | Dan Reeves | 11 | 5 | 0 | |
| | Playoffs | 2 | 1 | 0 | |
| 1987 | Dan Reeves | 10 | 4 | 1 | |
| | Playoffs | 2 | 1 | 0 | |
| 1988 | Dan Reeves | 8 | 8 | 0 | |
| 1989 | Dan Reeves | 11 | 5 | 0 | |
| | Playoffs | 2 | 1 | 0 | |
| 1990 | Dan Reeves | 5 | 11 | 0 | |
| 1991 | Dan Reeves | 12 | 4 | 0 | |
| | Playoffs | 1 | 1 | 0 | |
| 1992 | Dan Reeves | 8 | 8 | 0 | |
| | Reeves' regular season totals | 110 | 73 | 1 | .600 |
| | Reeves' overall totals | 117 | 79 | 1 | .596 |
| 1993 | Wade Phillips | 9 | 7 | 0 | |
| | Playoffs | 0 | 1 | 0 | |
| 1994 | Wade Phillips | 7 | 9 | 0 | |
| | Phillips' regular season totals | 16 | 16 | 0 | .500 |
| | Phillips' overall totals | 16 | 17 | 0 | .485 |
| 1995 | Mike Shanahan | 8 | 8 | 0 | |
| 1996 | Mike Shanahan | 13 | 3 | 0 | |
| | Playoffs | 0 | 1 | 0 | |
| 1997 | Mike Shanahan | 12 | 4 | 0 | |
| | Playoffs | 4 | 0 | 0 | |
| 1998 | Mike Shanahan | 14 | 2 | 0 | |
| | Playoffs | 3 | 0 | 0 | |
| 1999 | Mike Shanahan | 6 | 10 | 0 | |
| 2000 | Mike Shanahan | 11 | 5 | 0 | |
| | Playoffs | 0 | 1 | 0 | |
| 2001 | Mike Shanahan | 8 | 8 | 0 | |
| 2002 | Mike Shanahan | 9 | 7 | 0 | |
| 2003 | Mike Shanahan | 10 | 6 | 0 | |
| | Playoffs | 0 | 1 | 0 | |
| 2004 | Mike Shanahan | 10 | 6 | 0 | |
| | Playoffs | 0 | 1 | 0 | |
| 2005 | Mike Shanahan | 13 | 3 | 0 | |
| | Playoffs | 1 | 1 | 0 | |
| | Shanahan's regular season totals | 114 | 62 | 0 | .648 |
| | Shanahan's overall totals | 122 | 67 | 0 | .646 |

ALL-TIME COACHES ROSTER

| COACH | POSITION | YEARS OF SERVICE (TOTAL) |
|------------------------|---|--------------------------|
| B | | |
| Vernon Banks | Strength and Conditioning | 1993-94 (2) |
| Marvin Bass | Special Assistant | 1982-83, 1985-92 (10) |
| | Offensive Line | 1984 (1) |
| Raymond Berry | Quarterbacks | 1992 (1) |
| Marv Braden | Special Teams | 1977-80 (4) |
| Ronnie Bradford | Special Teams Assistant | 2003 (1) |
| | Special Teams | 2004-05 (2) |
| Tim Brewster | Tight Ends | 2005 (1) |
| Jacob Burney | Defensive Line | 2002-04 (3) |
| | Defensive Line/Ends | 2005 (1) |
| Frank Bush | Linebackers | 1995-99 (5) |
| | Nickel Package/Secondary | 2000 (1) |
| | Special Teams | 2001-03 (3) |
| C | | |
| Troy Calhoun | Defensive Assistant | 2003 (1) |
| | Offensive Assistant/Special Teams | 2004 (1) |
| | Assistant to Head Coach | 2005 (1) |
| Ken Carpenter | Assistant | 1961 (1) |
| Rubin Carter | Assistant Defensive Line | 1987-88 (2) |
| Jim Cason | Backfield | 1960 (1) |
| Barney Chavous | Assistant Strength and Conditioning | 1989 (1) |
| | Defensive Assistant | 1990-92 (3) |
| | Assistant Strength/Assistant Defensive Line | 1993-94 (2) |
| | Assistant Strength/Assistant Offensive Line | 1995-99 (5) |
| Max Coley | Offensive Coordinator | 1972-76 (5) |
| Joe Collier | Defensive Backfield | 1969-71 (3) |
| | Defensive Coordinator | 1972-81 (10) |
| | Assistant Head Coach/Defense | 1982-88 (7) |
| Dick Coury | Wide Receivers | 1972-73 (2) |
| Larry Coyer | Linebackers | 2000-02 (3) |
| | Defensive Coordinator | 2003-05 (3) |
| D | | |
| Kay Dalton | Wide Receivers | 1974-76 (3) |
| | Special Offensive Assistant | 1986 (1) |
| Joe DeCamillis | Defensive Quality Control | 1991-92 (2) |
| Rick Dennison | Offensive Assistant | 1995-96 (2) |
| | Special Teams | 1997-2000 (4) |
| | Offensive Line | 2001-05 (5) |
| George Dickson | Defensive Backs | 1964-65 (2) |
| Dale Dodrill | Defensive Line | 1960-63, 1966 (5) |
| Kirk Doll | Assistant Defensive Backs | 2004 (1) |
| | Linebackers | 2005 (1) |
| Ed Donatell | Defensive Backs | 1995-99 (5) |
| Karl Dorrell | Wide Receivers | 2000-02 (3) |
| Whitey Dovell | Offensive Line | 1967-70, 1979-80 (6) |
| | Special Teams/Tight Ends | 1971 (1) |
| Rod Dowhower | Offensive Coordinator | 1980 (1) |
| | Offensive Coordinator/Wide Receivers | 1981-82 (2) |
| George Dyer | Defensive Line | 1995-2001 (7) |
| | Assistant to Head Coach | 2002 (1) |
| E | | |
| Hunter Enis | Offensive Backs | 1967-71 (5) |
| F | | |
| Jim Fassel | Offensive Coord./Quarterbacks | 1993 (1) |
| | Assistant Head Coach/Offensive Coordinator | 1994 (1) |
| Jack Faulkner | Head Coach | 1962-64 (3) |
| Frank Filchock | Head Coach | 1960-61 (2) |
| Mo Forte | Running Backs | 1988-92 (5) |
| | Wide Receivers | 1993-94 (2) |
| Jerry Frei | Offensive Line | 1972-75, 1981-82 (6) |
| Leon Fuller | Defensive Backs | 1994 (1) |
| G | | |
| Chan Gailley | Special Teams/Tight Ends | 1985-86 (2) |
| | Tight Ends/Receivers | 1987 (1) |
| | Quarterbacks | 1988 (1) |
| | Offensive Coordinator/Receivers | 1989-90 (2) |
| Bob Gambold | Linebackers | 1972-73 (2) |
| | Defensive Backs | 1974-77 (4) |
| Alex Gibbs | Offensive Line | 1984-87 (4) |
| | Assistant Head Coach/Offensive Line | 1995-2003 (9) |

ALL-TIME COACHES ROSTER (CONT.)

| COACH | POSITION | YEARS OF SERVICE (TOTAL) |
|-------------------------|---|--------------------------|
| G (CONT.) | | |
| David Gibbs | Safeties | 2001 (1) |
| | Secondary | 2002-04 (3) |
| Mike Giddings | Assistant Offensive Line | 1976 (1) |
| Gary Glick | Defensive Backs | 1962 (1) |
| I.J. Gorman | Strength and Conditioning | 1983-84 (2) |
| Ken Gray | Offensive Line | 1977-78 (2) |
| Bob Griffin | Assistant | 1966 (1) |
| H | | |
| John Hadl | Quarterbacks/Receivers | 1983 (1) |
| Bishop Harris | Running Backs | 1993-94 (2) |
| Mike Heimerdinger | Wide Receivers | 1995-99 (5) |
| George Henshaw | Offensive Line | 1988-90 (3) |
| | Wide Receivers | 1991 (1) |
| | Offensive Coordinator/Receivers | 1992 (1) |
| | Defensive Backs | 1963 (1) |
| Ed Hughes | | |
| J | | |
| Charley Johnson | Quarterbacks | 1976 (1) |
| Reed Johnson | Special Teams | 1981 (1) |
| Stan Jones | Defensive Line | 1967-71, 1976-88 (18) |
| K | | |
| Larry Kennan | Wide Receivers | 1988 (1) |
| Gary Kubiak | Offensive Coordinator/Quarterbacks | 1995-2002 (8) |
| | Offensive Coordinator | 2003-05 (3) |
| L | | |
| Charlie Lee | Running Backs | 1981 (1) |
| Earl Leggett | Defensive Line | 1989-90 (2) |
| John Levra | Offensive Line | 1993-94 (2) |
| Anthony Lynn | Assistant Special Teams | 2000-02 (3) |
| M | | |
| Dick MacPherson | Defensive Backs | 1967-68 (2) |
| | Linebackers | 1969-70 (2) |
| Ray Malavasi | Defensive Line | 1964-65 (2) |
| | Head Coach/Offensive Line | 1966 (1) |
| Pete Mangurian | Tight Ends/Assistant Offensive Line | 1988-90 (3) |
| | Offensive Line | 1991-92 (2) |
| Jim Martin | Offensive Line | 1962 (1) |
| Marv Matuszak | Defensive Backs | 1966 (1) |
| Richie McCabe | Defensive Backs | 1978-82 (5) |
| Thomas McGaughey | Special Teams Assistant | 2005 (1) |
| Pat McPherson | Defensive Assistant | 1998 (1) |
| | Offensive Assistant | 1999-2002 (4) |
| | Quarterbacks | 2003-05 (3) |
| Bus Mertes | Offensive Back | 1965-66 (2) |
| Keith Millard | Assistant Defensive Line/Pass Rush Specialist | 2003-04 (2) |
| Al Miller | Strength and Conditioning | 1985-92 (8) |
| Red Miller | Offensive Line | 1963-65 (3) |
| | Head Coach | 1977-80 (4) |
| Ron Milus | Defensive Backs | 2000-02 (3) |
| Myrel Moore | Offensive Line/Special Teams | 1972 (1) |
| | Linebackers | 1973-77, 1983-88 (11) |
| | Offensive Line | 1982 (1) |
| N | | |
| Nick Nicolau | Special Assistant | 1981 (1) |
| | Running Backs | 1982-87 (6) |
| Mike Nolan | Special Teams | 1987 (1) |
| | Spec. Teams/Defensive Assistant | 1988 (1) |
| | Linebackers | 1989-92 (4) |
| Rex Norris | Defensive Line | 1994 (1) |
| P | | |
| Dwain Painter | Offensive Assistant | 1997 (1) |
| Brian Pariani | Tight Ends | 1995-2004 (10) |
| Babe Parilli | Quarterbacks | 1977-79 (3) |
| Andre Patterson | Defensive Line/Tackles | 2005 (1) |
| Wade Phillips | Defensive Coordinator | 1989-92 (4) |
| | Head Coach | 1993-94 (2) |
| Fran Polsfoot | Wide Receivers | 1977-80 (4) |
| | Tight Ends/Special Teams | 1981-84 (4) |
| Ricky Porter | Offensive Assistant | 1997-98 (2) |
| | Assistant Strength and Conditioning | 1999 (1) |

ALL-TIME COACHES ROSTER (CONT.)

| COACH | POSITION | YEARS OF SERVICE (TOTAL) |
|-------------------|---|--------------------------|
| R | | |
| Dan Radakovich | Offensive Line | 1983 (1) |
| John Ralston | Head Coach | 1972-76 (5) |
| Dan Reeves | Head Coach | 1981-92 (12) |
| Alvin Reynolds | Assistant Defensive Backs/Quality Control | 1993-94 (2) |
| | Defensive Assistant/Assistant Defensive Backs | 1995 (1) |
| Ray Rhodes | Defensive Coordinator | 2001-02 (2) |
| Harold Richardson | Special Teams | 1989-90 (2) |
| | Special Teams/Tight Ends | 1991-92 (2) |
| | Special Assistant to Head Coach/Offense | 1993-94 (2) |
| Paul Roach | Offensive Backs | 1977-80 (4) |
| Greg Robinson | Defensive Coordinator | 1995-2000 (6) |
| Sam Rutigliano | Wide Receivers | 1967-70 (4) |
| Jim Ryan | Defensive Assistant | 2005 (1) |
| S | | |
| Lou Saban | Head Coach | 1967-71 (5) |
| Greg Saporta | Assistant Strength and Conditioning | 1995-2005 (11) |
| Mike Shanahan | Wide Receivers | 1984 (1) |
| | Offensive Coordinator | 1985-87 (3) |
| | Quarterbacks | 1989-90 (2) |
| | Offensive Coordinator | 1991 (1) |
| | Head Coach | 1995-2005 (11) |
| Bob Slowik | Defensive Backs | 2005 (1) |
| Ryan Slowik | Defensive Assistant | 2005 (1) |
| Cedric Smith | Assistant Strength and Conditioning | 2001-05 (5) |
| Jerry Smith | Offensive Line/Head Coach | 1971 (1) |
| Richard Smith | Special Teams/Assistant Linebackers | 1993-94 (2) |
| | Special Teams | 1995-96 (2) |
| Rick Smith | Defensive Assistant | 1996-99 (4) |
| Mac Speedie | Offensive Ends | 1962-64 (3) |
| | Head Coach | 1964-66 (3) |
| Jimmy Spencer | Assistant Defensive Backs | 2003, '05 (2) |
| | Defensive Backs | 2004 (1) |
| Ernie Stautner | Defensive Line | 1991-93 (3) |
| Les Steckel | Tight Ends | 1993-94 (2) |
| T | | |
| John Teerlinck | Pass Rush Specialist | 1997-2001 (5) |
| Terry Tume | Defensive Assistant | 1999-2000 (2) |
| Bobby Turner | Running Backs | 1995-2005 (11) |
| Rich Tuten | Strength and Conditioning | 1995-2005 (11) |
| U | | |
| Doc Urich | Defensive Line | 1972-75 (4) |
| | Offensive Line | 1976 (1) |
| | Special Teams | 1984 (1) |
| | Tight Ends/Assistant Offensive Line | 1985 (1) |
| W | | |
| Doak Walker | Special Assignments | 1966 (1) |
| Charlie Waters | Special Teams | 1988 (1) |
| | Defensive Backs | 1989-92 (4) |
| | Defensive Coordinator | 1993-94 (2) |
| Steve Watson | Defensive Assistant | 2001-02 (2) |
| | Wide Receivers | 2003-05 (3) |
| Charlie West | Defensive Backs | 1983-88 (6) |
| Y | | |
| Zaven Yarialian | Head Coach's Assistant | 2001 (1) |
| John-Paul Young | Linebackers | 1993-94 (2) |
| Z | | |
| Bob Zeman | Linebackers | 1978-82 (5) |

WHAT IS THE ORIGIN OF THE NAME DENVER BRONCOS?

The name "Denver Broncos" was chosen from 500 entries in a name-the-team contest in January 1960. The name was suggested by Ward M. Vining of Lakewood. But the football team isn't the first Denver Broncos. Denver's 1921 entry in the Midwest Baseball League was also called the Broncos.

ATTENDANCE MARKS

BRONCOS LARGEST CROWDS

| HOME | | | ROAD | | |
|--------|----------------------------|----------------|---------|------------------------------|----------------|
| 76,775 | vs. Pittsburgh (Playoffs) | Jan. 22, 2006 | 101,063 | at Pasadena (Super Bowl XXI) | Jan. 25, 1987 |
| 76,753 | vs. Oakland | Sept. 22, 2003 | 91,020 | at Los Angeles Raiders | Oct. 28, 1984 |
| 76,643 | vs. Oakland | Nov. 11, 2002 | 90,153 | at Los Angeles Raiders | Nov. 2, 1986 |
| 76,571 | vs. New England | Oct. 16, 2005 | 87,560 | at Los Angeles Raiders | Dec. 3, 1989 |
| 76,530 | vs. Philadelphia | Oct. 30, 2005 | 81,065 | at Cleveland | Oct. 5, 1980 |
| 76,403 | vs. Kansas City | Dec. 7, 2003 | 80,272 | at Buffalo (Playoffs) | Jan. 12, 1992 |
| 76,381 | vs. Kansas City | Sept. 26, 2005 | 79,915 | at Cleveland (Playoffs) | Jan. 11, 1987 |
| 76,255 | vs. New York Jets | Nov. 20, 2005 | 79,864 | at Buffalo | Oct. 5, 1975 |
| 76,238 | vs. New England (Playoffs) | Jan. 14, 2006 | 79,439 | at Kansas City | Sept. 22, 1996 |
| 76,212 | vs. Oakland | Dec. 24, 2005 | 78,903 | at Kansas City | Oct. 5, 2003 |
| 76,203 | vs. New England | Nov. 3, 2003 | 78,683 | at Kansas City | Sept. 19, 1999 |
| 76,105 | vs. New England (Playoffs) | Jan. 4, 1987 | 78,637 | at Cleveland | Oct. 1, 1989 |
| 76,098 | vs. San Francisco | Dec. 23, 2000 | 78,521 | at New York Jets | Dec. 8, 2002 |
| 76,089 | vs. Seattle | Oct. 26, 1986 | 78,516 | at New York Giants | Oct. 23, 2005 |
| 76,082 | vs. Dallas | Oct. 5, 1986 | 78,458 | at Buffalo | Oct. 26, 1997 |

2001-Present — INVESCO Field at Mile High
1960-2000 — Mile High Stadium/Bears Stadium

BRONCOS REGULAR SEASON ATTENDANCE BY SEASON

| Year | Home | Road | Total | Year | Home | Road | Total |
|------------------|---------|---------|-----------|-------|------------|------------|------------|
| 1960 | 91,333 | 115,994 | 207,327 | 1983 | 592,493 | 385,022 | 977,515 |
| 1961 | 74,508 | 122,315 | 196,823 | 1984 | 585,233 | 450,442 | 1,035,675 |
| 1962 | 178,485 | 146,442 | 324,927 | 1985 | 589,500 | 452,847 | 1,042,347 |
| 1963 | 132,218 | 165,995 | 298,213 | 1986 | 589,037 | 526,550 | 1,115,587 |
| 1964 | 118,259 | 166,744 | 285,003 | 1987 | 498,715 | 370,586 | 869,301 |
| 1965 | 219,786 | 215,992 | 435,778 | 1988 | 597,680 | 487,571 | 1,085,251 |
| 1966 | 192,198 | 203,799 | 395,997 | 1989 | 588,144 | 542,541 | 1,130,685 |
| 1967 | 231,801 | 247,696 | 479,497 | 1990 | 560,703 | 509,425 | 1,070,128 |
| 1968 | 281,374 | 278,008 | 559,382 | 1991 | 584,214 | 466,818 | 1,051,032 |
| 1969 | 326,851 | 276,755 | 603,606 | 1992 | 597,704 | 503,447 | 1,101,151 |
| 1970 | 355,739 | 330,184 | 685,923 | 1993 | 590,808 | 521,349 | 1,112,157 |
| 1971 | 358,400 | 377,642 | 736,042 | 1994 | 574,180 | 524,941 | 1,099,121 |
| 1972 | 361,414 | 412,073 | 773,487 | 1995 | 583,510 | 455,634 | 1,039,144 |
| 1973 | 356,327 | 351,334 | 707,661 | 1996 | 589,296 | 462,194 | 1,051,490 |
| 1974 | 347,322 | 354,367 | 701,689 | 1997 | 590,189 | 499,942 | 1,090,131 |
| 1975 | 342,375 | 347,944 | 690,319 | 1998 | 597,462 | 546,021 | 1,143,483 |
| 1976 | 436,468 | 349,126 | 785,594 | 1999 | 577,309 | 531,728 | 1,109,037 |
| 1977 | 524,595 | 370,917 | 895,512 | 2000 | 604,042 | 535,988 | 1,140,030 |
| 1978 | 598,085 | 470,756 | 1,068,841 | 2001 | 600,283 | 514,920 | 1,115,203 |
| 1979 | 597,521 | 427,040 | 1,024,561 | 2002 | 604,904 | 557,070 | 1,161,974 |
| 1980 | 593,084 | 473,680 | 1,066,764 | 2003 | 607,167 | 526,919 | 1,134,086 |
| 1981 | 598,224 | 475,360 | 1,073,584 | 2004 | 601,031 | 539,587 | 1,140,618 |
| 1982 | 369,555 | 183,046 | 552,601 | 2005 | *608,790 | *558,598 | *1,167,388 |
| *Broncos records | | | | Total | 21,198,316 | 18,333,349 | 39,531,665 |

BRONCOS SEASON TICKET SALES

| | | | |
|------------------|------------------|------------------|------------------|
| 1960.....2,675 | *1972.....48,000 | *1984.....73,347 | *1996.....73,180 |
| 1961.....5,775 | *1973.....48,000 | *1985.....73,309 | *1997.....73,275 |
| 1962.....5,042 | *1974.....49,000 | *1986.....73,348 | *1998.....73,972 |
| 1963.....7,624 | *1975.....49,000 | *1987.....74,147 | *1999.....73,997 |
| 1964.....8,002 | *1976.....62,215 | *1988.....74,147 | *2000.....73,855 |
| 1965.....22,905 | *1977.....73,089 | *1989.....73,952 | *2001.....73,825 |
| 1966.....18,898 | *1978.....73,092 | *1990.....73,966 | *2002.....73,576 |
| 1967.....24,650 | *1979.....73,313 | *1991.....73,682 | *2003.....73,583 |
| 1968.....27,348 | *1980.....73,298 | *1992.....73,592 | *2004.....73,590 |
| 1969.....31,936 | *1981.....73,380 | *1993.....73,182 | *2005.....73,846 |
| *1970.....43,580 | *1982.....73,380 | *1994.....73,072 | *2006.....73,972 |
| *1971.....47,500 | *1983.....73,377 | *1995.....73,222 | |

*Season tickets sold out. Every Broncos home game at Mile High Stadium (1970-2000) and INVESCO Field at Mile High (2001-05) has been a sell-out since the beginning of the 1970 season, with the exception of two replacement games played during the 1987 strike (both games were sold out before the strike). The Broncos have thus sold out 277 consecutive regular season games, and with postseason games the total reaches 292.

BRONCOS STATISTICAL HISTORY

TEAM OFFENSE YEAR-BY-YEAR

| | Total Plays | First Downs | Rush Yards | League Rank | Pass Yards | League Rank | Total Yards | League Rank | Total Points |
|------|----------------|----------------|-----------------|----------------|-----------------|----------------|-----------------|----------------|-----------------|
| 1960 | 958 | 248 | 1,1958th | | 3,2473rd | | 4,4426th | | 309 |
| 1961 | 934 | 219 | 1,0918th | | 2,7203rd | | 3,8117th | | 251 |
| 1962 | 885 | 270 | 1,2987th | | 3,4041st | | 4,7024th | | 353 |
| 1963 | 832 | 230 | 1,5086th | | 2,4878th | | 3,9957th | | 301 |
| 1964 | 908 | 207 | 1,3118th | | 2,0218th | | 3,3328th | | 240 |
| 1965 | 959 | 255 | 1,8292nd | | 2,6403rd | | 4,4692nd | | 303 |
| 1966 | 815 | 171 | 1,1738th | | 1,9959th | | 3,1689th | | 196 |
| 1967 | 852 | 172 | 1,2659th | | 1,6828th | | 2,9479th | | 256 |
| 1968 | 889 | 217 | 1,6147th | | 2,3576th | | 3,9717th | | 255 |
| 1969 | 841 | 243 | 1,6376th | | 2,5245th | | 4,1616th | | 297 |
| 1970 | 883 | 217 | 1,8029th | | 2,02519th | | 3,82718th | | 253 |
| 1971 | 891 | 217 | 2,09310th | | 2,06517th | | 4,15811th | | 203 |
| 1972 | 831 | 237 | 1,83818th | | 2,6343rd | | 4,4725th | | 325 |
| 1973 | 893 | 253 | 1,95414th | | 2,5193rd | | 4,4736th | | 354 |
| 1974 | 861 | 258 | 2,1575th | | 2,3289th | | 4,4855th | | 302 |
| 1975 | 964 | 268 | 1,99313th | | 2,5417th | | 4,53410th | | 254 |
| 1976 | 901 | 239 | 1,93219th | | 2,20412th | | 4,13616th | | 315 |
| 1977 | 886 | 223 | 2,04311th | | 1,86315th | | 3,90617th | | 274 |
| 1978 | 1,039 | 294 | 2,4518th | | 2,37817th | | 4,82914th | | 282 |
| 1979 | 1,044 | 306 | 2,04018th | | 3,10213th | | 5,14212th | | 289 |
| 1980 | 992 | 286 | 1,86520th | | 2,77718th | | 4,64225th | | 310 |
| 1981 | 1,062 | 306 | 1,89521st | | 3,5318th | | 5,42614th | | 321 |
| 1982 | 592 | 170 | 1,01817th | | 1,81915th | | 2,83715th | | 148 |
| 1983 | 1,025 | 292 | 1,78423rd | | 3,02720th | | 4,81126th | | 302 |
| 1984 | 1,018 | 299 | 2,07610th | | 2,85924th | | 4,93522nd | | 353 |
| 1985 | 1,152 | 339 | 1,85116th | | 3,6456th | | 5,49610th | | 380 |
| 1986 | 1,042 | 319 | 1,67820th | | 3,53810th | | 5,21615th | | 378 |
| 1987 | 1,070 | 331 | 1,97012th | | 3,6543rd | | 5,6242nd | | 379 |
| 1988 | 1,077 | 338 | 1,81519th | | 3,6916th | | 5,5068th | | 327 |
| 1989 | 1,071 | 308 | 2,0926th | | 3,00123rd | | 5,09315th | | 362 |
| 1990 | 1,035 | 323 | 1,87214th | | 3,3417th | | 5,2138th | | 331 |
| 1991 | 1,012 | 284 | 2,0158th | | 2,99717th | | 5,01212th | | 304 |
| 1992 | 928 | 234 | 1,50025th | | 2,93019th | | 4,43021st | | 262 |
| 1993 | 1,060 | 327 | 1,69318th | | 3,7684th | | 5,4615th | | 373 |
| 1994 | 1,112 | 346 | 1,47023rd | | 4,0174th | | 5,4876th | | 347 |
| 1995 | 1,060 | 344 | 1,9955th | | 4,0457th | | 6,0403rd | | 388 |
| 1996 | 1,092 | 336 | 2,3621st | | 3,42913th | | 5,7911st | | 391 |
| 1997 | 1,068 | 340 | 2,3784th | | 3,4949th | | 5,8721st | | 472 |
| 1998 | 1,041 | 347 | 2,4682nd | | 3,6247th | | 6,0923rd | | 501 |
| 1999 | 1,053 | 308 | 1,86412th | | 3,41915th | | 5,28314th | | 314 |
| 2000 | 1,115 | 383 | 2,3113rd | | 4,2433rd | | 6,5542nd | | 485 |
| 2001 | 1,034 | 304 | 1,87710th | | 2,94025th | | 4,81722nd | | 340 |
| 2002 | 1,057 | 357 | 2,2665th | | 3,8248th | | 6,0903rd | | 392 |
| 2003 | 1,047 | 334 | 2,6292nd | | 2,96922nd | | 5,5987th | | 381 |
| 2004 | 1,070 | 351 | 2,3334th | | 3,9996th | | 6,3325th | | 381 |
| 2005 | 1,030 | 330 | 2,5392nd | | 3,22718th | | 5,7665th | | 395 |

League rankings for 1960-69 reflect American Football League ranking.
The AFL had eight teams from 1960-65, nine teams from 1966-67 and 10 teams from 1968-69.
The NFL had 26 teams from 1970-75, 28 teams from 1976-94; 30 teams from 1995-98; 31 teams from 1999-2001 and 32 teams from 2002-Present.

TEAM DEFENSE YEAR-BY-YEAR

| | Total Plays | First Downs | Rush Yards | League Rank | Pass Yards | League Rank | Total Yards | League Rank | Total Points |
|-------|----------------|----------------|-----------------|----------------|-----------------|----------------|-----------------|----------------|-----------------|
| 1960 | 927 | 254 | 2,1458th | | 2,9875th | | 5,1328th | | 393 |
| 1961 | 899 | 233 | 1,6335th | | 2,7855th | | 4,4186th | | 432 |
| 1962 | 862 | 234 | 1,8685th | | 2,6704th | | 4,5386th | | 334 |
| 1963 | 828 | 254 | 1,6875th | | 3,3948th | | 5,0816th | | 473 |
| 1964 | 902 | 271 | 2,0648th | | 2,9063rd | | 4,9707th | | 438 |
| 1965 | 850 | 244 | 1,3373rd | | 2,9607th | | 4,2977th | | 392 |
| 1966 | 871 | 251 | 2,0298th | | 2,5153rd | | 4,5443rd | | 381 |
| 1967 | 921 | 276 | 2,0768th | | 3,1258th | | 5,2019th | | 409 |
| 1968 | 917 | 251 | 1,8617th | | 3,16310th | | 5,02410th | | 404 |
| 1969 | 918 | 278 | 1,7097th | | 2,93210th | | 4,6418th | | 344 |
| 1970 | 838 | 199 | 1,3513rd | | 2,35418th | | 3,7057th | | 264 |
| 1971 | 825 | 206 | 1,83414th | | 1,9855th | | 3,81910th | | 275 |
| 1972 | 876 | 251 | 1,6684th | | 2,18316th | | 3,8519th | | 350 |
| 1973 | 872 | 239 | 1,7956th | | 2,44024th | | 4,23519th | | 296 |
| 1974 | 945 | 265 | 1,80813th | | 2,58324th | | 4,39121st | | 294 |
| 1975 | 901 | 247 | 1,97413th | | 2,0327th | | 4,0069th | | 307 |
| 1976 | 919 | 222 | 1,7093rd | | 2,02512th | | 3,7348th | | 206 |
| 1977 | 931 | 217 | 1,5311st | | 2,24425th | | 3,7759th | | 148 |
| 1978 | 1,016 | 251 | 1,9796th | | 2,4698th | | 4,4486th | | 198 |
| 1979 | 1,033 | 273 | 1,6931st | | 3,15923rd | | 4,85210th | | 262 |
| 1980 | 1,043 | 303 | 2,11720th | | 3,12515th | | 5,24215th | | 323 |
| 1981 | 1,000 | 268 | 2,00513th | | 2,8735th | | 4,8786th | | 289 |
| 1982* | 616 | 176 | 9357th | | 2,23426th | | 3,16924th | | 226 |
| 1983 | 1,099 | 321 | 1,93810th | | 3,67123rd | | 5,60921st | | 327 |
| 1984 | 1,123 | 311 | 1,6645th | | 4,02327th | | 5,68725th | | 241 |
| 1985 | 1,069 | 290 | 1,97313th | | 3,20614th | | 5,17913th | | 329 |
| 1986 | 1,026 | 291 | 1,6515th | | 3,29616th | | 4,9479th | | 327 |
| 1987 | 941 | 277 | 2,01720th | | 2,7965th | | 4,8139th | | 288 |
| 1988 | 1,055 | 316 | 2,53827th | | 2,9337th | | 5,47122nd | | 352 |
| 1989 | 977 | 246 | 1,5806th | | 2,8273rd | | 4,4073rd | | 226 |
| 1990 | 969 | 306 | 1,96317th | | 3,38221st | | 5,34520th | | 374 |
| 1991 | 939 | 242 | 1,79419th | | 2,7553rd | | 4,5495th | | 235 |
| 1992 | 1,001 | 283 | 1,96323rd | | 3,12014th | | 5,08322nd | | 329 |
| 1993 | 1,005 | 280 | 1,4184th | | 3,73127th | | 5,14919th | | 284 |
| 1994 | 1,023 | 303 | 1,75216th | | 4,15528th | | 5,90728th | | 396 |
| 1995 | 1,010 | 322 | 1,89523rd | | 3,2989th | | 5,19315th | | 345 |
| 1996 | 951 | 261 | 1,3311st | | 3,13910th | | 4,4704th | | 275 |
| 1997 | 951 | 258 | 1,80316th | | 2,8685th | | 4,6715th | | 287 |
| 1998 | 999 | 283 | 1,2873rd | | 3,64826th | | 4,93511th | | 309 |
| 1999 | 961 | 267 | 1,73719th | | 3,0168th | | 4,7537th | | 318 |
| 2000 | 962 | 294 | 1,5987th | | 3,94631st | | 5,54424th | | 369 |
| 2001 | 960 | 292 | 1,4926th | | 3,28216th | | 4,7748th | | 339 |
| 2002 | 985 | 298 | 1,4894th | | 3,33717th | | 4,8266th | | 344 |
| 2003 | 910 | 241 | 1,6057th | | 2,8286th | | 4,4334th | | 301 |
| 2004 | 918 | 235 | 1,5124th | | 2,9476th | | 4,4594th | | 304 |
| 2005 | 985 | 295 | 1,3632nd | | 3,64329th | | 5,00615th | | 258 |

*players strike; nine-game season

League rankings for 1960-69 reflect American Football League ranking.
The AFL had eight teams from 1960-65, nine teams from 1966-67 and 10 teams from 1968-69.
The NFL had 26 teams from 1970-75, 28 teams from 1976-94; 30 teams from 1995-98; 31 teams from 1999-2001 and 32 teams from 2002-Present.

INDIVIDUAL YEAR-BY-YEAR LEADERS

RUSHING

| | YARDS | ATTEMPTS | AVG. (min. 100 att.) | TOUCHDOWNS |
|------|------------------------|----------------------------|-----------------------|-------------------------|
| 1960 | Rolle.....501 | Rolle.....130 | Mingo.....3.9 | Mingo.....4 |
| 1961 | Stone.....505 | Stone.....127 | Stone.....4.0 | Bukaty.....5 |
| 1962 | Stone.....360 | Stone.....94 | Stone.....3.8 | Mingo.....4 |
| 1963 | Joe.....649 | Joe.....154 | Joe.....4.2 | Joe.....4 |
| 1964 | Mitchell.....590 | Mitchell.....177 | Joe.....3.7 | Mitchell.....5 |
| 1965 | Gilchrist.....954 | Gilchrist.....252 | Hayes.....4.1 | Gilchrist.....6 |
| 1966 | Hayes.....411 | Haynes.....129 | Hayes.....4.0 | Haynes/Choboian.....2 |
| 1967 | Little.....381 | Little.....130 | Little.....2.9 | Hickey/Hayes.....4 |
| 1968 | Little.....584 | Little.....158 | Little.....3.7 | Lynch.....4 |
| 1969 | Little.....729 | Little.....146 | Little.....5.0 | Little.....6 |
| 1970 | Little.....901 | Little.....209 | Little.....4.3 | Crenshaw.....5 |
| 1971 | Little.....1,133 | Little.....284 | Little.....4.0 | Little.....6 |
| 1972 | Little.....859 | Little.....216 | Little.....4.0 | Little.....9 |
| 1973 | Little.....979 | Little.....256 | Dawkins.....4.4 | Little.....12 |
| 1974 | Armstrong.....1,407 | Armstrong.....263 | Armstrong.....5.3 | Keyworth.....10 |
| 1975 | Keyworth.....725 | Keyworth.....182 | Keyworth.....4.0 | Keyworth/Lynch.....3 |
| 1976 | Armstrong.....1,008 | Armstrong.....247 | Armstrong.....4.1 | Armstrong.....5 |
| 1977 | Armstrong.....489 | Armstrong.....130 | Perrin.....4.1 | Armstrong/Morton.....4 |
| 1978 | Perrin.....455 | Armstrong/Keyworth.....112 | Perrin.....4.2 | Perrin.....4 |
| 1979 | Armstrong.....453 | Armstrong.....108 | Armstrong.....4.2 | Lytle.....4 |
| 1980 | Jensen.....476 | Preston.....111 | Jensen.....4.7 | Armstrong/Preston.....4 |
| 1981 | Parros.....749 | Preston.....183 | Parros.....4.3 | Lytle.....4 |
| 1982 | Willhite.....347 | Parros.....77 | Willhite.....5.0 | Willhite.....2 |
| 1983 | Winder.....757 | Winder.....196 | Winder.....3.9 | Poole.....4 |
| 1984 | Winder.....1,153 | Winder.....296 | Winder.....3.9 | Winder.....4 |
| 1985 | Winder.....714 | Winder.....199 | Winder.....3.6 | Winder.....8 |
| 1986 | Winder.....789 | Winder.....240 | Winder.....3.3 | Winder.....9 |
| 1987 | Winder.....741 | Winder.....196 | Winder.....3.8 | Winder.....6 |
| 1988 | Dorsett.....703 | Dorsett.....181 | Dorsett.....3.9 | Dorsett.....5 |
| 1989 | Humphrey.....1,151 | Humphrey.....294 | Humphrey.....3.9 | Humphrey.....7 |
| 1990 | Humphrey.....1,202 | Humphrey.....288 | Humphrey.....4.2 | Humphrey.....7 |
| 1991 | Green.....1,037 | Green.....261 | Green.....4.0 | Elway.....6 |
| 1992 | Green.....648 | Green.....161 | Green.....4.0 | Lewis.....4 |
| 1993 | Bernstine.....816 | Bernstine.....223 | Bernstine.....3.7 | Delpino.....8 |
| 1994 | L. Russell.....620 | L. Russell.....190 | L. Russell.....3.3 | L. Russell.....9 |
| 1995 | Davis.....1,117 | Davis.....237 | Davis.....4.7 | Davis.....7 |
| 1996 | Davis.....1,538 | Davis.....345 | Davis.....4.5 | Davis.....13 |
| 1997 | Davis.....1,750 | Davis.....369 | Davis.....4.7 | Davis.....15 |
| 1998 | Davis.....2,008 | Davis.....392 | Davis.....5.1 | Davis.....21 |
| 1999 | Gary.....1,159 | Gary.....276 | Gary.....4.2 | Gary.....7 |
| 2000 | Anderson.....1,487 | Anderson.....297 | Anderson.....5.0 | Anderson.....15 |
| 2001 | Davis.....701 | Anderson.....175 | Davis.....4.2 | Anderson.....4 |
| 2002 | Portis.....1,508 | Portis.....273 | Portis.....5.5 | Portis.....15 |
| 2003 | Portis.....1,591 | Portis.....290 | Portis.....5.5 | Portis.....14 |
| 2004 | Droughns.....1,240 | Droughns.....275 | Droughns.....4.5 | Droughns.....6 |
| 2005 | Anderson.....1,014 | Anderson.....239 | Bell.....5.3 | Anderson.....12 |

PASSING

| | YARDS | ATTEMPTS | COMPLETIONS |
|------|--------------------------|----------------------|----------------------|
| 1960 | Tripucka.....3,038 | Tripucka.....478 | Tripucka.....248 |
| 1961 | Tripucka.....1,690 | Tripucka.....344 | Tripucka.....167 |
| 1962 | Tripucka.....2,917 | Tripucka.....440 | Tripucka.....240 |
| 1963 | Slaughter.....1,689 | Slaughter.....223 | Slaughter.....112 |
| 1964 | Lee.....1,611 | Lee.....265 | Lee.....133 |
| 1965 | McCormick.....1,292 | McCormick.....253 | McCormick.....103 |
| 1966 | Choboian.....1,110 | McCormick.....193 | Choboian.....82 |
| 1967 | Tensi.....1,915 | Tensi.....325 | Tensi.....131 |
| 1968 | Briscoe.....1,589 | Briscoe.....224 | Briscoe.....93 |
| 1969 | Tensi.....1,990 | Tensi.....286 | Tensi.....131 |
| 1970 | Liske.....1,340 | Liske.....238 | Liske.....112 |
| 1971 | Ramsey.....1,120 | Ramsey.....178 | Horn.....89 |
| 1972 | Johnson.....1,783 | Johnson.....238 | Johnson.....132 |
| 1973 | Johnson.....2,465 | Johnson.....346 | Johnson.....184 |
| 1974 | Johnson.....1,969 | Johnson.....244 | Johnson.....136 |
| 1975 | Ramsey.....1,562 | Ramsey.....233 | Ramsey.....128 |
| 1976 | Ramsey.....1,931 | Ramsey.....270 | Ramsey.....128 |
| 1977 | Morton.....1,929 | Morton.....254 | Morton.....131 |
| 1978 | Morton.....1,802 | Morton.....267 | Morton.....146 |
| 1979 | Morton.....2,626 | Morton.....370 | Morton.....204 |
| 1980 | Morton.....2,150 | Morton.....301 | Morton.....183 |
| 1981 | Morton.....3,195 | Morton.....376 | Morton.....225 |
| 1982 | DeBerg.....1,405 | DeBerg.....223 | DeBerg.....131 |
| 1983 | Elway.....1,663 | Elway.....259 | Elway.....123 |
| 1984 | Elway.....2,598 | Elway.....380 | Elway.....214 |
| 1985 | Elway.....3,891 | Elway.....605 | Elway.....327 |
| 1986 | Elway.....3,485 | Elway.....504 | Elway.....280 |
| 1987 | Elway.....3,198 | Elway.....410 | Elway.....224 |
| 1988 | Elway.....3,309 | Elway.....496 | Elway.....274 |
| 1989 | Elway.....3,051 | Elway.....416 | Elway.....223 |
| 1990 | Elway.....3,526 | Elway.....502 | Elway.....294 |
| 1991 | Elway.....3,253 | Elway.....451 | Elway.....242 |
| 1992 | Elway.....2,242 | Elway.....316 | Elway.....174 |
| 1993 | Elway.....4,030 | Elway.....551 | Elway.....348 |
| 1994 | Elway.....3,490 | Elway.....494 | Elway.....307 |
| 1995 | Elway.....3,970 | Elway.....542 | Elway.....316 |
| 1996 | Elway.....3,328 | Elway.....466 | Elway.....287 |
| 1997 | Elway.....3,635 | Elway.....502 | Elway.....280 |
| 1998 | Elway.....2,806 | Elway.....356 | Elway.....210 |
| 1999 | Griese.....3,032 | Griese.....452 | Griese.....261 |
| 2000 | Griese.....2,688 | Griese.....336 | Griese.....216 |
| 2001 | Griese.....2,827 | Griese.....451 | Griese.....275 |
| 2002 | Griese.....3,214 | Griese.....436 | Griese.....291 |
| 2003 | Plummer.....2,182 | Plummer.....302 | Plummer.....189 |
| 2004 | Plummer.....4,089 | Plummer.....521 | Plummer.....303 |
| 2005 | Plummer.....3,366 | Plummer.....456 | Plummer.....277 |

PASSING. CONT.

| | COMP. PCT. (min. 50 att.) | TOUCHDOWNS | INTERCEPTIONS |
|------|---------------------------|------------------------|-------------------|
| 1960 | Tripucka519 | Tripucka24 | Tripucka34 |
| 1961 | Tripucka485 | Tripucka10 | Herring22 |
| 1962 | Tripucka545 | Tripucka17 | Tripucka25 |
| 1963 | Breaux507 | Slaughter12 | Slaughter14 |
| 1964 | Slaughter513 | Lee11 | Lee20 |
| 1965 | Lee550 | McCormick7 | McCormick14 |
| 1966 | Choboian503 | McCormick6 | McCormick15 |
| 1967 | Tensi403 | Tensi16 | Tensi17 |
| 1968 | LeClair500 | Briscoe14 | Briscoe13 |
| 1969 | Liske530 | Tensi14 | Tensi12 |
| 1970 | Liske471 | Liske7 | Liske11 |
| 1971 | Horn514 | Ramsey5 | Horn14 |
| 1972 | Johnson555 | Johnson14 | Johnson14 |
| 1973 | Johnson532 | Johnson20 | Johnson17 |
| 1974 | Johnson557 | Johnson13 | Johnson9 |
| 1975 | Ramsey549 | Ramsey9 | Ramsey14 |
| 1976 | Ramsey474 | Ramsey11 | Ramsey13 |
| 1977 | Morton516 | Morton14 | Morton8 |
| 1978 | Weese632 | Morton11 | Morton8 |
| 1979 | Morton551 | Morton16 | Morton19 |
| 1980 | Morton608 | Morton12 | Morton13 |
| 1981 | Morton598 | Morton21 | Morton14 |
| 1982 | DeBerg587 | DeBerg7 | DeBerg11 |
| 1983 | DeBerg553 | DeBerg9 | Elway14 |
| 1984 | Kubiak587 | Elway18 | Elway15 |
| 1985 | Elway540 | Elway22 | Elway23 |
| 1986 | Elway556 | Elway19 | Elway13 |
| 1987 | Karcher549 | Elway19 | Elway12 |
| 1988 | Kubiak623 | Elway17 | Elway19 |
| 1989 | Kubiak582 | Elway18 | Elway19 |
| 1990 | Elway586 | Elway15 | Elway14 |
| 1991 | Elway537 | Elway13 | Elway12 |
| 1992 | Elway551 | Elway10 | Elway17 |
| 1993 | Elway632 | Elway25 | Elway10 |
| 1994 | Elway621 | Elway16 | Elway10 |
| 1995 | Elway583 | Elway26 | Elway14 |
| 1996 | Elway616 | Elway26 | Elway14 |
| 1997 | Elway558 | Elway27 | Elway11 |
| 1998 | Brister595 | Elway22 | Elway10 |
| 1999 | Griese577 | Griese14 | Griese14 |
| 2000 | Griese643 | Griese19 | Frerotte8 |
| 2001 | Griese610 | Griese23 | Griese19 |
| 2002 | Griese667 | Griese15 | Griese15 |
| 2003 | Plummer626 | Plummer15 | Plummer7 |
| 2004 | Plummer582 | Plummer27 | Plummer20 |
| 2005 | Plummer607 | Plummer18 | Plummer7 |

RECEIVING

| | RECEPTIONS | YARDS | AVG. (min. 20 rec.) | TOUCHDOWNS |
|------|--------------------------|----------------------------|----------------------------|--------------------------|
| 1960 | Taylor92 | Taylor1,235 | Carmichael19.3 | Taylor12 |
| 1961 | Taylor100 | Taylor1,176 | Frazier17.0 | Frazier6 |
| 1962 | Taylor77 | Taylor908 | Scarpitto19.1 | Scarpitto6 |
| 1963 | Taylor78 | Taylor1,101 | Scarpitto22.0 | Taylor10 |
| 1964 | Taylor76 | Taylor873 | Dixon15.4 | Taylor7 |
| 1965 | Taylor85 | Taylor1,131 | Scarpitto18.3 | Taylor6 |
| 1966 | Haynes46 | Denson725 | Denson20.1 | Scarpitto4 |
| 1967 | Crabtree/Denson46 | Denson899 | Denson19.5 | Denson11 |
| 1968 | Crabtree35 | Crabtree601 | Denson17.2 | Crabtree/Denson5 |
| 1969 | Denson53 | Denson809 | Embree16.2 | Denson10 |
| 1970 | Denson47 | Denson646 | Whalen14.0 | Whalen3 |
| 1971 | Anderson37 | Simmons403 | Simmons16.1 | Harrison2 |
| 1972 | Sherman38 | Sherman661 | Sherman17.4 | Moses5 |
| 1973 | Odoms43 | Odoms629 | Moses18.5 | Moses8 |
| 1974 | Odoms42 | Odoms639 | Moses16.4 | Odoms6 |
| 1975 | Keyworth42 | Odoms544 | Dolbin19.1 | Dolbin/Odoms3 |
| 1976 | Armstrong39 | Moses498 | Moses19.9 | Moses7 |
| 1977 | Odoms37 | Moses539 | Moses20.0 | Moses4 |
| 1978 | Odoms54 | Odoms829 | Moses20.1 | Odoms6 |
| 1979 | Upchurch64 | Moses943 | Moses17.5 | Upchurch7 |
| 1980 | Jensen49 | Moses674 | Moses17.7 | Odoms6 |
| 1981 | Watson60 | Watson1,244 | Watson20.7 | Watson13 |
| 1982 | Parros37 | Watson555 | Upchurch15.7 | Upchurch3 |
| 1983 | Watson59 | Watson1,133 | Watson19.2 | Watson5 |
| 1984 | Watson69 | Watson1,170 | Watson17.0 | Watson7 |
| 1985 | Watson61 | Watson915 | Sampson16.6 | Watson5 |
| 1986 | Willhite64 | Jackson738 | Jackson19.4 | Winder5 |
| 1987 | V. Johnson42 | V. Johnson684 | Nattiel20.3 | V. Johnson7 |
| 1988 | V. Johnson68 | V. Johnson896 | Jackson18.5 | Jackson6 |
| 1989 | V. Johnson76 | V. Johnson1,095 | Young18.3 | V. Johnson7 |
| 1990 | Jackson57 | Jackson926 | Jackson16.2 | Jackson/Young4 |
| 1991 | Young44 | Young629 | Jackson18.3 | V. Johnson3 |
| 1992 | Sharpe53 | Jackson745 | Marshall19.0 | Jackson8 |
| 1993 | Sharpe81 | Sharpe995 | Russell16.3 | Sharpe9 |
| 1994 | Sharpe87 | Miller1,107 | Miller18.5 | Miller5 |
| 1995 | Sharpe63 | Miller1,079 | Miller18.3 | Miller14 |
| 1996 | Sharpe80 | Sharpe1,062 | Sharpe13.3 | Sharpe10 |
| 1997 | Sharpe72 | R. Smith1,180 | R. Smith16.9 | R. Smith12 |
| 1998 | R. Smith86 | R. Smith1,222 | McCaffrey16.5 | McCaffrey/Sharpe10 |
| 1999 | R. Smith79 | R. Smith1,020 | Chamberlain15.3 | McCaffrey7 |
| 2000 | McCaffrey101 | R. Smith1,602 | R. Smith16.0 | McCaffrey9 |
| 2001 | R. Smith113 | R. Smith1,343 | R. Smith11.9 | R. Smith11 |
| 2002 | R. Smith89 | R. Smith1,027 | Lelie15.0 | R. Smith5 |
| 2003 | R. Smith74 | R. Smith845 | Lelie17.0 | Sharpe8 |
| 2004 | R. Smith79 | R. Smith1,144 | Lelie20.1 | Lelie/R. Smith7 |
| 2005 | R. Smith85 | R. Smith1,105 | Lelie18.3 | R. Smith6 |

INTERCEPTIONS

| INTERCEPTIONS | | RETURN YARDS | |
|---------------|------------------------------------|------------------------|--|
| 1960 | Gonsoulin11 | Gonsoulin98 | |
| 1961 | Nugent7 | McNamara85 | |
| 1962 | Gonsoulin7 | Zeman133 | |
| 1963 | Gonsoulin6 | Gonsoulin64 | |
| 1964 | Brown9 | Brown140 | |
| 1965 | Gonsoulin6 | Wilson118 | |
| 1966 | Brown/Sellers3 | Brown37 | |
| 1967 | Sellers7 | Wilson153 | |
| 1968 | Jaquess5 | Jaquess64 | |
| 1969 | Thompson3 | Thompson92 | |
| 1970 | Martha6 | Martha99 | |
| 1971 | Thompson5 | Thompson83 | |
| 1972 | Mitchell3 | Preece30 | |
| 1973 | Jones4 | Thompson96 | |
| 1974 | Jones/Thompson5 | Thompson105 | |
| 1975 | Gradishar3 | Thompson97 | |
| 1976 | Jackson7 | Jackson136 | |
| 1977 | Thompson5 | Wright128 | |
| 1978 | B. Jackson/Foley6 | B. Jackson128 | |
| 1979 | Foley6 | Thompson57 | |
| 1980 | Foley4 | Foley115 | |
| 1981 | Foley5 | Foley81 | |
| 1982 | Kyle3 | Smith29 | |
| 1983 | Wright6 | Harden127 | |
| 1984 | Foley/Harden6 | Mecklenburg105 | |
| 1985 | Harden/L. Wright5 | Harden100 | |
| 1986 | Harden6 | Harden179 | |
| 1987 | Harden4 | Clark105 | |
| 1988 | Harden4 | Robbins66 | |
| 1989 | Braxton6 | Braxton103 | |
| 1990 | Atwater/Henderson/Montgomery2 | Henderson71 | |
| 1991 | Atwater/D. Smith5 | Atwater104 | |
| 1992 | Henderson/D. Smith4 | Henderson79 | |
| 1993 | Smith/Braxton3 | Atwater81 | |
| 1994 | Crockett/Hilliard/R. Jones2 | Atwater24 | |
| 1995 | Atwater3 | Atwater54 | |
| 1996 | Braxton9 | Braxton128 | |
| 1997 | Braxton/Crockett/Gordon4 | Braxton113 | |
| 1998 | Gordon4 | Gordon125 | |
| 1999 | James5 | James59 | |
| 2000 | Buckley6 | Buckley110 | |
| 2001 | O'Neal9 | O'Neal115 | |
| 2002 | O'Neal5 | O'Neal70 | |
| 2003 | K. Herndon3 | K. Herndon19 | |
| 2004 | Bailey3 | Hayward76 | |
| 2005 | Bailey8 | Bailey139 | |

PUNT RETURNS

| PUNT RETURNS | | YARDS | AVG. (min. 10) |
|--------------|-------------------------|--------------------------|-------------------------|
| 1960 | Carmichael15 | Carmichael101 | Carmichael6.7 |
| 1961 | Frazier18 | Frazier231 | Frazier12.8 |
| 1962 | Mingo7 | Zeman59 | Zeman11.8 |
| 1963 | Mitchell12 | Mitchell141 | Mitchell11.7 |
| 1964 | Barry16 | Barry149 | Barry9.3 |
| 1965 | Barry21 | Barry210 | Barry10.0 |
| 1966 | Haynes10 | Haynes119 | Haynes11.9 |
| 1967 | Little16 | Little270 | Little16.9 |
| 1968 | Little24 | Little261 | Little10.9 |
| 1969 | Thompson25 | Thompson288 | Thompson11.5 |
| 1970 | Thompson23 | Thompson233 | Thompson10.1 |
| 1971 | Thompson29 | Thompson274 | Thompson9.4 |
| 1972 | Sherman10 | Sherman89 | Sherman8.9 |
| 1973 | Thompson30 | Thompson366 | Thompson12.2 |
| 1974 | Thompson26 | Thompson350 | Thompson13.5 |
| 1975 | Upchurch27 | Upchurch312 | Thompson12.2 |
| 1976 | Upchurch39 | Upchurch536 | Upchurch13.7 |
| 1977 | Upchurch51 | Upchurch653 | Upchurch12.8 |
| 1978 | Upchurch36 | Upchurch493 | Upchurch13.7 |
| 1979 | Upchurch30 | Upchurch304 | Upchurch10.1 |
| 1980 | Upchurch37 | Upchurch353 | Upchurch9.5 |
| 1981 | Manning41 | Manning378 | Manning9.2 |
| 1982 | Upchurch15 | Upchurch242 | Upchurch16.1 |
| 1983 | Thomas33 | Thomas368 | Thomas11.2 |
| 1984 | Willhite/Thomas20 | Willhite200 | Willhite10.0 |
| 1985 | V. Johnson30 | V. Johnson260 | Willhite10.6 |
| 1986 | Willhite42 | Willhite468 | Willhite11.1 |
| 1987 | Clark18 | Clark233 | Clark12.9 |
| 1988 | Nattiel22 | Nattiel218 | Nattiel9.9 |
| 1989 | Bell21 | Bell143 | V. Johnson9.8 |
| 1990 | Clark21 | Clark159 | V. Johnson8.4 |
| 1991 | V. Johnson24 | V. Johnson174 | V. Johnson7.3 |
| 1992 | Marshall33 | Marshall349 | Marshall10.6 |
| 1993 | Milburn40 | Milburn425 | Milburn10.6 |
| 1994 | Milburn41 | Milburn379 | Milburn9.2 |
| 1995 | Milburn31 | Milburn354 | Milburn11.4 |
| 1996 | Kinchen26 | Kinchen300 | R. Smith12.3 |
| 1997 | Gordon40 | Gordon543 | Gordon13.6 |
| 1998 | Gordon34 | Gordon379 | Gordon11.1 |
| 1999 | Watson44 | Watson334 | Watson7.6 |
| 2000 | O'Neal34 | O'Neal354 | O'Neal10.4 |
| 2001 | O'Neal31 | O'Neal405 | O'Neal13.1 |
| 2002 | O'Neal30 | O'Neal251 | O'Neal8.4 |
| 2003 | O'Neal33 | O'Neal315 | O'Neal9.5 |
| 2004 | R. Smith22 | R. Smith223 | R. Smith10.1 |
| 2005 | Da. Williams17 | Da. Williams148 | Da. Williams8.7 |

KICKOFF RETURNS

| | KICKOFF RETURNS | YARDS | AVG. (min. 14) |
|------|-----------------------|---------------------------|---------------------------|
| 1960 | Carmichael22 | Carmichael581 | Carmichael26.4 |
| 1961 | Frazier18 | Frazier504 | Frazier28.0 |
| 1962 | Frazier19 | Frazier388 | Frazier20.4 |
| 1963 | Mitchell37 | Mitchell954 | Mitchell25.7 |
| 1964 | Barry47 | Barry1,245 | Barry26.5 |
| 1965 | Haynes34 | Haynes901 | Haynes26.5 |
| 1966 | Sellers19 | Sellers541 | Sellers28.5 |
| 1967 | Little35 | Little942 | Little26.9 |
| 1968 | Little26 | Little649 | Little25.0 |
| 1969 | Williams23 | Williams574 | Thompson28.5 |
| 1970 | Anderson21 | Anderson520 | Anderson24.8 |
| 1971 | Anderson8 | Little199 | Little28.3 |
| 1972 | Montgomery29 | Montgomery756 | Montgomery26.1 |
| 1973 | Armstrong20 | Armstrong472 | Armstrong23.6 |
| 1974 | Armstrong16 | Armstrong386 | Armstrong24.1 |
| 1975 | Upchurch40 | Upchurch1,084 | Upchurch27.1 |
| 1976 | Upchurch22 | Upchurch514 | Perrin27.9 |
| 1977 | Upchurch20 | Upchurch456 | Upchurch22.8 |
| 1978 | Perrin12 | Perrin256 | Perrin21.3 |
| 1979 | Pane18 | Pane354 | Pane19.7 |
| 1980 | Brunson40 | Brunson923 | Brunson23.1 |
| 1981 | Manning26 | Manning514 | Manning19.8 |
| 1982 | Willhite17 | Manning346 | Manning23.1 |
| 1983 | Thomas28 | Thomas573 | Thomas20.5 |
| 1984 | Lang19 | Lang404 | Lang21.3 |
| 1985 | V. Johnson30 | V. Johnson740 | V. Johnson24.7 |
| 1986 | Bell23 | Bell531 | Bell23.1 |
| 1987 | Bell15 | Bell323 | Bell21.5 |
| 1988 | Bell36 | Bell762 | Bell21.2 |
| 1989 | Bell30 | Bell602 | Bell20.1 |
| 1990 | Clark20 | Clark505 | Clark25.3 |
| 1991 | Montgomery26 | Montgomery488 | Montgomery18.8 |
| 1992 | Montgomery21 | Montgomery466 | Montgomery22.2 |
| 1993 | Russell18 | Russell374 | Russell20.8 |
| 1994 | Milburn37 | Milburn793 | By'not'e22.7 |
| 1995 | Milburn47 | Milburn1,269 | Milburn27.0 |
| 1996 | Hebron45 | Hebron1,099 | Hebron24.4 |
| 1997 | Hebron43 | Hebron1,009 | Hebron23.5 |
| 1998 | Hebron46 | Hebron1,216 | Hebron26.4 |
| 1999 | Watson48 | Watson1,138 | Watson23.7 |
| 2000 | O'Neal46 | O'Neal1,102 | O'Neal24.0 |
| 2001 | Cole48 | Cole1,127 | Kasper26.6 |
| 2002 | Droughns20 | Droughns516 | Kasper26.2 |
| 2003 | Cole30 | Cole714 | Cole23.8 |
| 2004 | R. Alexander19 | R. Alexander386 | Droughns24.6 |
| 2005 | Da. Williams18 | Da. Williams431 | Da. Williams23.9 |

SCORING

| | TOUCHDOWNS | FIELD GOALS | POINTS |
|------|----------------------------|--------------------------|-----------------------|
| 1960 | Taylor12 | Mingo18-28, .643 | Mingo123 |
| 1961 | Frazier/Stone8 | Hill5-15, .333 | Frazier50 |
| 1962 | Scarpitto6 | Mingo27-39, .692 | Mingo137 |
| 1963 | Taylor10 | Mingo16-30, .533 | Mingo83 |
| 1964 | Taylor7 | Mingo8-12, .667 | Taylor42 |
| 1965 | Hayes/Gilchrist7 | Kroner13-29, .448 | Kroner71 |
| 1966 | Scarpitto5 | Kroner14-25, .560 | Kroner62 |
| 1967 | Denson11 | Humphreys .. 7-15, .467 | Denson66 |
| 1968 | Crabtree/Little/Denson...5 | Howfield ...9-18, .500 | Howfield57 |
| 1969 | Denson10 | Howfield ...13-29, .448 | Howfield75 |
| 1970 | Crenshaw6 | Howfield ...18-32, .563 | Howfield81 |
| 1971 | Little6 | Turner25-38, .658 | Turner93 |
| 1972 | Little13 | Turner20-29, .690 | Turner97 |
| 1973 | Little13 | Turner22-33, .667 | Turner106 |
| 1974 | Armstrong12 | Turner11-21, .524 | Armstrong72 |
| 1975 | *5 players4 | Turner21-28, .72 | Turner86 |
| 1976 | Moses7 | Turner15-21, .714 | Turner81 |
| 1977 | **5 players4 | Turner13-19, .684 | Turner76 |
| 1978 | Odoms6 | Turner11-22, .500 | Turner64 |
| 1979 | Upchurch7 | Turner13-21, .619 | Turner71 |
| 1980 | Odoms6 | Steinfort... 26-34, .765 | Steinfort110 |
| 1981 | Watson13 | Steinfort ...17-30, .567 | Steinfort87 |
| 1982 | Upchurch5 | Karlis11-13, .846 | Karlis48 |
| 1983 | Watson5 | Karlis21-25, .840 | Karlis96 |
| 1984 | Watson7 | Karlis21-28, .750 | Karlis101 |
| 1985 | Winder8 | Karlis23-38, .605 | Karlis110 |
| 1986 | Winder14 | Karlis20-28, .715 | Karlis104 |
| 1987 | V. Johnson/Winder7 | Karlis18-25, .720 | Karlis91 |
| 1988 | Jackson/Sewell6 | Karlis23-36, .639 | Karlis105 |
| 1989 | Humphrey8 | Treadwell ...27-33, .818 | Treadwell120 |
| 1990 | Humphrey7 | Treadwell ...25-34, .735 | Treadwell109 |
| 1991 | Elway6 | Treadwell ...27-36, .750 | Treadwell112 |
| 1992 | Jackson8 | Treadwell ...20-24, .833 | Treadwell88 |
| 1993 | Sharpe9 | Elam26-35, .743 | Elam119 |
| 1994 | L. Russell9 | Elam30-37, .841 | Elam119 |
| 1995 | Miller14 | Elam31-38, .816 | Elam132 |
| 1996 | Davis15 | Elam21-28, .750 | Elam109 |
| 1997 | Davis15 | Elam26-36, .722 | Elam124 |
| 1998 | Davis23 | Elam23-27, .852 | Davis138 |
| 1999 | Gary/McCaffrey7 | Elam29-36, .806 | Elam116 |
| 2000 | Anderson15 | Elam18-24, .750 | Elam103 |
| 2001 | R. Smith11 | Elam31-36, .861 | Elam124 |
| 2002 | Portis17 | Elam26-36, .722 | Elam120 |
| 2003 | Portis14 | Elam27-31, .871 | Elam120 |
| 2004 | Droughns8 | Elam29-34, .853 | Elam129 |
| 2005 | Anderson13 | Elam24-32, .750 | Elam115 |

*Keyworth, Dolbin, Little, Lynch, Odoms.

**Armstrong, Moses, Morton, Perrin, Upchurch.

DEFENSE

| QUARTERBACK SACKS | | TOTAL TACKLES | |
|-------------------|--|---------------------------|--|
| 1970 | P. Smith11.5 | Forsberg99 | |
| 1971 | P. Smith12.0 | Forsberg98 | |
| 1972 | Alzado10.5 | Alzado/Graham91 | |
| 1973 | P. Smith11.0 | P. Smith106 | |
| 1974 | Alzado13.0 | T. Jackson116 | |
| 1975 | Alzado7.0 | Gradishar177 | |
| 1976 | Chavous8.0 | Gradishar198 | |
| 1977 | Alzado8.0 | Gradishar219 | |
| 1978 | Alzado9.0 | Gradishar286 | |
| 1979 | Manor6.5 | Gradishar235 | |
| 1980 | R. Jones11.5 | Gradishar250 | |
| 1981 | R. Jones9.5 | Gradishar258 | |
| 1982 | Chavous5.0 | Gradishar151 | |
| 1983 | T. Jackson5.5 | Gradishar224 | |
| 1984 | R. Jones11.0 | Busick195 | |
| 1985 | Mecklenburg13.0 | Harden82 | |
| 1986 | R. Jones13.5 | Hunley164 | |
| 1987 | R. Jones7.0 | Ryan125 | |
| 1988 | Fletcher9.0 | Kragen140 | |
| 1989 | Fletcher12.0 | Mecklenburg143 | |
| 1990 | Fletcher11.0 | Brooks175 | |
| 1991 | Fletcher13.5 | Brooks153 | |
| 1992 | Fletcher16.0 | Brooks167 | |
| 1993 | Fletcher13.5 | Atwater141 | |
| 1994 | Fletcher7.0 | Alexander172 | |
| 1995 | Perry6.0 | Atwater148 | |
| 1996 | A. Williams13.0 | Romanowski128 | |
| 1997 | Tanuvasa/N. Smith/A. Williams8.5 | Mobley162 | |
| 1998 | Pryce/Tanuvasa8.5 | Mobley132 | |
| 1999 | Pryce13.0 | Cadrez97 | |
| 2000 | Pryce12.0 | Mobley133 | |
| 2001 | Pryce/Romanowski7.0 | Mobley133 | |
| 2002 | Pryce9.0 | Wilson199 | |
| 2003 | Berry11.5 | Wilson128 | |
| 2004 | Hayward10.5 | Williams, D.J.114 | |
| 2005 | Ekuban/Lynch/Pryce4.0 | Gold106 | |

BRONCOS ALL-TIME SERVICE RECORDS (REGULAR SEASON)

Most Seasons with Denver

| | |
|----|----------------------------------|
| 16 | John Elway, 1983-98 |
| 14 | Tom Jackson, 1973-86 |
| 14 | Dennis Smith, 1981-94 |
| 13 | Barney Chavous, 1973-85 |
| 13 | Jason Elam, 1993-2005 |
| 13 | Paul Howard, 1973-75, 1976-86 |
| 13 | Ken Lanier, 1981-92, 1994 |
| 13 | Bill Thompson, 1969-81 |
| 12 | Tyrone Braxton, 1987-93, '95-99 |
| 12 | Billy Bryan, 1977-88 |
| 12 | Dwayne Carswell, 1994-2005 |
| 12 | Rubin Carter, 1975-86 |
| 12 | Karl Mecklenburg, 1983-94 |
| 12 | Tom Nalen, 1994-2005 |
| 12 | Riley Odoms, 1972-83 |
| 12 | Shannon Sharpe, 1990-99, 2002-03 |
| 12 | Louis Wright, 1975-86 |

Most Games Played with Denver

| | |
|-----|---------------------------|
| 234 | John Elway, 1983-98 |
| 204 | Jason Elam, 1993-2005 |
| 191 | Tom Jackson, 1973-86 |
| 187 | Paul Howard, 1973-86 |
| 184 | Dennis Smith, 1981-94 |
| 182 | Barney Chavous, 1973-85 |
| 180 | Karl Mecklenburg, 1983-94 |
| 179 | Bill Thompson, 1969-81 |
| 177 | Ken Lanier, 1981-92, '94 |
| 173 | Tom Nalen, 1994-2005 |

Most Consecutive Games Played

| | |
|--|----------------|
| 172 | Simon Fletcher |
| <i>(1st in '85 through 16th in '95)</i> | |
| 166 | Ken Lanier |
| <i>(13th in '81 through 16th in '92)</i> | |
| 156 | Bill Thompson |
| <i>(1st in '71 through 16th in '81)</i> | |

Most Consecutive Games Started

| | |
|---|----------------|
| 156 | Bill Thompson |
| <i>(1st in '71 through 16th in '81)</i> | |
| 140 | Simon Fletcher |
| <i>(1st in '87 through 16th in '95)</i> | |
| 131 | Ken Lanier |
| <i>(9th in '84 through 16th in '92)</i> | |

Most Games Started with Denver

| | |
|-----|-------------------------|
| 231 | John Elway, 1983-98 |
| 178 | Bill Thompson, 1969-81 |
| 177 | Barney Chavous, 1973-85 |
| 177 | Tom Jackson, 1973-86 |
| 170 | Dennis Smith, 1981-94 |
| 167 | Tom Nalen, 1994-2005 |
| 163 | Louis Wright, 1975-86 |
| 155 | Steve Atwater, 1989-98 |
| 151 | Billy Bryan, 1977-88 |
| 151 | Rubin Carter, 1975-86 |

BRONCOS ALL-TIME RECORDS

INDIVIDUAL RECORDS — OFFENSE

TOTAL OFFENSE

Most Total Plays
(Combined Pass Plays, Rush Att., Rec.)

Career

| | |
|-------|--------------------------|
| 8,543 | John Elway, 1983-98 |
| 1,961 | Brian Griese, 1998-2002 |
| 1,887 | Craig Morton, 1977-82 |
| 1,866 | Floyd Little, 1967-75 |
| 1,824 | Terrell Davis, 1995-2002 |
| 1,693 | Sammy Winder, 1982-90 |
| 1,475 | Jake Plummer, 2003-05 |
| 1,305 | Frank Tripucka, 1960-63 |
| 1,154 | Otis Armstrong, 1973-80 |
| 1,062 | Steve Ramsey, 1971-76 |

Season

| | |
|-----|--------------------|
| 693 | John Elway, 1985 |
| 634 | John Elway, 1993 |
| 605 | John Elway, 1995 |
| 598 | Jake Plummer, 2004 |
| 598 | John Elway, 1994 |
| 595 | John Elway, 1990 |
| 589 | John Elway, 1986 |
| 586 | John Elway, 1997 |
| 580 | John Elway, 1988 |
| 552 | John Elway, 1991 |

Game

| | |
|----|--|
| 68 | John Elway, at Green Bay, 10/10/93 |
| 64 | Gus Frerotte, vs. San Diego, 11/19/00 |
| 60 | Mickey Slaughter, at Houston, 12/20/64 |
| 59 | Frank Tripucka, at Buffalo, 9/15/62 |
| 58 | Brian Griese, at Baltimore, 9/30/02 |

Most Yards Total Offense
(Combined Rushing and Passing Yards)

Career

| | |
|--------|--------------------------------------|
| 54,882 | John Elway, 1983-98 (3,407/51,475) |
| 12,279 | Brian Griese, 1998-2002 (516/11,763) |
| 12,155 | Craig Morton, 1977-82 (260/11,895) |
| 10,195 | Jake Plummer, 2003-05 (558/9,637) |
| 7,651 | Frank Tripucka, 1960-63 (-25/7,676) |
| 7,607 | Terrell Davis, 1995-2002 (7,607/0) |
| 7,252 | Charley Johnson, 1972-75 (14/7,238) |
| 6,437 | Steve Ramsey, 1971-76 (-108/6,545) |
| 6,366 | Floyd Little, 1967-75 (6,323/43) |
| 5,428 | Sammy Winder, 1982-90 (5,428/0) |

Season

| | |
|-------|--------------------------------|
| 4,291 | Jake Plummer, 2004 (202/4,089) |
| 4,183 | John Elway, 1993 (153/4,030) |
| 4,146 | John Elway, 1995 (176/3,970) |
| 4,144 | John Elway, 1985 (253/3,891) |
| 3,853 | John Elway, 1997 (218/3,635) |
| 3,784 | John Elway, 1990 (258/3,526) |
| 3,742 | John Elway, 1986 (257/3,485) |
| 3,725 | John Elway, 1994 (235/3,490) |
| 3,577 | John Elway, 1996 (249/3,328) |
| 3,543 | John Elway, 1988 (234/3,309) |

Game

| | |
|-----|--|
| 504 | Plummer, vs. Atlanta, 10/31/04 (5/499) |
| 458 | Frerotte, vs. San Diego, 11/19/00 (-4/462) |
| 447 | Frank Tripucka, at Buffalo, 9/15/62 (0/447) |
| 445 | C. Johnson, vs. Kansas City, 11/24/74 (0/445) |
| 432 | John Elway, at Seattle, 12/20/85 (0/432) |
| 405 | John Elway, vs. Kansas City, 12/6/98 (5/400) |
| 399 | John Elway, vs. Atlanta, 11/20/94 (17/382) |
| 394 | John Elway, at Green Bay, 10/10/93 (27/367) |
| 389 | Brian Griese, at Kansas City, 10/20/02 (13/376) |
| 387 | John Elway, at San Diego, 11/29/87 (40/347); at N.Y. Giants, 11/23/86 (51/336) |

Most Yards Total Offense by a Rookie
(Combined Rushing and Passing Yards)

Season

| | |
|-------|------------------------------------|
| 1,897 | Marlin Briscoe, 1968 (308/1,589) |
| 1,813 | Mickey Slaughter, 1963 (124/1,689) |
| 1,809 | John Elway, 1983 (146/1,663) |

Game

| | |
|-----|---|
| 368 | Elway, vs. Baltimore, 12/11/83 (23/345) |
| 333 | Briscoe, vs. Buffalo, 11/24/68 (-2/335) |

Most Total Yards from Scrimmage
(Rushing and Receiving)

Career

| | |
|--------|---|
| 11,230 | Rod Smith, 1994-2005 (353/10,877) |
| 8,887 | Terrell Davis, 1995-2002 (7,607/1,280) |
| 8,741 | Floyd Little, 1967-75 (6,323/2,418) |
| 8,448 | Shannon Sharpe, 1990-99, '02-03 (9/8,439) |
| 6,892 | Lionel Taylor, 1960-66 (20/6,872) |
| 6,729 | Sammy Winder, 1982-90 (5,427/1,302) |
| 6,221 | Ed McCaffrey, 1995-2003 (21/6,200) |
| 6,131 | Steve Watson, 1979-87 (19/6,112) |
| 5,966 | Riley Odoms, 1972-83 (211/5,755) |
| 5,755 | Otis Armstrong, 1973-80 (4,453/1,302) |

Season

| | |
|-------|-----------------------------------|
| 2,225 | Terrell Davis, 1998 (2,008/217) |
| 2,037 | Terrell Davis, 1997 (1,750/287) |
| 1,905 | Clinton Portis, 2003 (1,591/314) |
| 1,872 | Clinton Portis, 2002 (1,508/364) |
| 1,848 | Terrell Davis, 1996 (1,538/310) |
| 1,812 | Otis Armstrong, 1974 (1,407/405) |
| 1,701 | Rod Smith, 2000 (99/1,601) |
| 1,656 | Mike Anderson, 2000 (1,487/169) |
| 1,484 | Terrell Davis, 1995 (1,117/367) |
| 1,481 | Reuben Droughns, 2004 (1,240/241) |

Game

| | |
|------|---|
| *256 | Anderson, at New Orleans, 12/3/00 (251/5) |
| 254 | Portis, vs. Kansas City, 12/7/03 (218/36) |
| 246 | Portis, vs. Arizona, 12/29/02 (228/18) |
| 236 | Davis, at Buffalo, 10/26/97 (207/29) |
| 236 | Little, vs. Buffalo, 11/24/68 (71/165) |
| 228 | Davis, vs. Cincinnati, 9/21/97 (215/13) |
| 220 | Portis, at Kansas City, 10/5/03 (141/79) |
| 217 | Armstrong, vs. Pittsburgh, 9/22/74 (131/86) |
| 214 | Davis, at San Diego, 11/30/97 (178/36); Sharpe, at Kansas City, 10/20/02 (0/214); R. Smith, vs. Atlanta, 10/31/04 (6/208) |

* - NFL Rookie Record

Most Total Yards from Scrimmage
by a Rookie (Rushing and Receiving)

Season

| | |
|-------|----------------------------------|
| 1,872 | Clinton Portis, 2002 (1,508/364) |
| 1,656 | Mike Anderson, 2000 (1,487/169) |
| 1,484 | Terrell Davis, 1995 (1,117/367) |
| 1,318 | Olandis Gary, 1999 (1,159/159) |

Game

| | |
|------|---|
| *256 | Anderson, at New Orleans, 12/3/00 (251/5) |
| 246 | Portis, vs. Arizona, 12/29/02 (228/18) |
| 209 | Anderson, at Seattle, 11/26/00 (195/14) |

* - NFL Rookie Record

Most Combined Yardage
(Rushing/Receiving>Returns)

Career

| | |
|--------|--|
| 12,173 | Floyd Little, 1967-75 (6,323/2,418/3,432) |
| 11,979 | Rod Smith, 1995-2005 (353/10,877/749) |
| 10,081 | Rick Upchurch, 1975-83 (349/4,369/5,363) |
| 8,880 | Terrell Davis, 1995-2002 (7,607/1,280/-7) |
| 8,448 | Shannon Sharpe, 1990-99, '02-03 (9/8,439/0) |
| 7,455 | Vance Johnson, 1985-93, '95 (44/5,695/1,716) |

INDIVIDUAL RECORDS — OFFENSE / RUSHING

MOST COMBINED YARDAGE, CAREER, CONT.

| | |
|-------|---|
| 6,895 | Lionel Taylor, 1960-66 (20/6,872/3) |
| 6,786 | Sammy Winder, 1982-90 (5,427/1,302/57) |
| 6,634 | Otis Armstrong, 1973-80 (4,453/1,302/879) |
| 6,221 | Ed McCaffrey, 1995-2003 (21/6,200/0) |

Season

| | |
|-------|--------------------------------------|
| 2,225 | Terrell Davis, 1998 (2,008/217/0) |
| 2,198 | Otis Armstrong, 1974 (1,407/405/386) |
| 2,080 | Glyn Milburn, 1995 (266/191/1,623) |
| 2,037 | Terrell Davis, 1997 (1,750/287/0) |
| 1,929 | Rick Upchurch, 1975 (97/436/1,396) |

Game

| | |
|------|---|
| *404 | Milburn, vs. Seattle, 12/10/95 (131/45/228) |
| 295 | Little, vs. Buffalo, 11/24/68 (71/165/59) |
| 284 | Upchurch, vs. K.C., 9/21/75 (13/153/118) |
| 256 | Anderson, at New Orleans, 12/3/00 (251/5/0) |

* - NFL Record

MOST COMBINED YARDAGE BY A ROOKIE (RUSHING/RECEIVING/RETURNS)

Season

| | |
|-------|------------------------------------|
| 1,929 | Rick Upchurch, 1975 (97/436/1,396) |
| 1,872 | Clinton Portis, 2002 (1,508/364/0) |
| 1,656 | Mike Anderson, 2000 (1,487/169/0) |

Game

| | |
|-----|---|
| 284 | Upchurch, vs. K.C., 9/21/75 (13/153/118) |
| 256 | Anderson, at New Orleans, 12/3/00 (251/5/0) |
| 246 | Portis, vs. Arizona, 12/29/02 (228/18/0) |

RUSHING

MOST ATTEMPTS

Career

| | |
|-------|--------------------------|
| 1,655 | Terrell Davis, 1995-2002 |
| 1,641 | Floyd Little, 1967-75 |
| 1,495 | Sammy Winder, 1982-90 |
| 1,023 | Otis Armstrong, 1973-80 |
| 865 | Mike Anderson, 2000-05 |
| 774 | John Elway, 1983-98 |
| 699 | Jon Keyworth, 1974-80 |
| 593 | Bobby Humphrey, 1989-91 |
| 563 | Clinton Portis, 2002-03 |
| 479 | Dave Preston, 1978-83 |

Season

| | |
|-----|----------------------|
| 392 | Terrell Davis, 1998 |
| 369 | Terrell Davis, 1997 |
| 345 | Terrell Davis, 1996 |
| 297 | Mike Anderson, 2000 |
| 296 | Sammy Winder, 1984 |
| 294 | Bobby Humphrey, 1989 |
| 290 | Clinton Portis, 2003 |
| 288 | Bobby Humphrey, 1990 |
| 284 | Floyd Little, 1971 |
| 276 | Olandis Gary, 1999 |

Game

| | |
|----|--------------------------------------|
| 42 | Davis, at Buffalo (OT), 10/26/97 |
| 38 | Droughns, at Oakland, 10/17/04 |
| 38 | Portis, vs. Cleveland (OT), 12/14/03 |
| 37 | Anderson, at New Orleans, 12/3/00 |
| 37 | Gary, vs. Green Bay, 10/17/99 |
| 34 | Portis, at Oakland, 11/30/03 |
| 34 | Davis, at Kansas City, 11/16/97 |
| 34 | Humphrey, at Buffalo, 9/30/90 |
| 34 | Winder, at L.A. Raiders, 10/28/84 |

MOST ATTEMPTS BY A ROOKIE

Season

| | |
|-----|----------------------|
| 297 | Mike Anderson, 2000 |
| 294 | Bobby Humphrey, 1989 |
| 276 | Olandis Gary, 1999 |
| 273 | Clinton Portis, 2002 |
| 237 | Terrell Davis, 1995 |

Game

| | |
|----|-----------------------------------|
| 37 | Anderson, at New Orleans, 12/3/00 |
| 37 | Gary, vs. Green Bay, 10/17/99 |
| 32 | Anderson, at Oakland, 9/17/00 |

MOST RUSHING YARDS

Career

| | |
|-------|--------------------------|
| 7,607 | Terrell Davis, 1995-2002 |
| 6,323 | Floyd Little, 1967-75 |
| 5,427 | Sammy Winder, 1982-90 |
| 4,453 | Otis Armstrong, 1973-80 |
| 3,822 | Mike Anderson, 2000-05 |
| 3,407 | John Elway, 1983-98 |
| 3,099 | Clinton Portis, 2002-03 |
| 2,653 | Jon Keyworth, 1974-80 |
| 2,386 | Bobby Humphrey, 1989-91 |
| 1,793 | Dave Preston, 1978-83 |

Season

| | |
|-------|-----------------------|
| 2,008 | Terrell Davis, 1998 |
| 1,750 | Terrell Davis, 1997 |
| 1,591 | Clinton Portis, 2003 |
| 1,538 | Terrell Davis, 1996 |
| 1,508 | Clinton Portis, 2002 |
| 1,487 | Mike Anderson, 2000 |
| 1,407 | Otis Armstrong, 1974 |
| 1,240 | Reuben Droughns, 2004 |
| 1,202 | Bobby Humphrey, 1990 |
| 1,159 | Olandis Gary, 1999 |

Game

| | |
|------|-----------------------------------|
| *251 | Anderson, at New Orleans, 12/3/00 |
| 228 | Portis, vs. Arizona, 12/29/02 |
| 218 | Portis, vs. Kansas City, 12/7/03 |
| 215 | Davis, vs. Cincinnati, 9/21/97 |
| 208 | Davis, at Seattle, 10/11/98 |
| 207 | Davis, at Buffalo (OT), 10/26/97 |
| 195 | Anderson, at Seattle, 11/26/00 |
| 194 | Davis, vs. Baltimore, 10/20/96 |
| 193 | Droughns, vs. Carolina, 10/10/04 |
| 191 | Davis, vs. Dallas, 9/13/98 |

* - NFL Rookie Record

MOST RUSHING YARDS BY A ROOKIE

Season

| | |
|-------|----------------------|
| 1,508 | Clinton Portis, 2002 |
| 1,487 | Mike Anderson, 2000 |
| 1,159 | Olandis Gary, 1999 |
| 1,151 | Bobby Humphrey, 1989 |
| 1,117 | Terrell Davis, 1995 |

Game

| | |
|------|-----------------------------------|
| *251 | Anderson, at New Orleans, 12/3/00 |
| 228 | Portis, vs. Arizona, 12/29/02 |
| 195 | Anderson, at Seattle, 11/26/00 |
| 187 | Anderson, at Oakland, 9/17/00 |
| 185 | Gary, at Detroit, 12/25/99 |

* - NFL Rookie Record

HIGHEST RUSHING AVERAGE

Career (min. 100 carries)

| | |
|------|--|
| 5.50 | Clinton Portis, 2002-03 (563-3,099) |
| 5.31 | Tatum Bell, 2004-05 (248-1,317) |
| 4.81 | Vaughn Hebron, 1996-98 (107-515) |
| 4.60 | Terrell Davis, 1995-2002 (1,655-7,607) |
| 4.44 | Gerald Willhite, 1982-88 (380-1,688) |
| 4.44 | Reuben Droughns, 2002-04 (285-1,265) |
| 4.42 | Mike Anderson, 2000-05 (865-3,822) |
| 4.40 | John Elway, 1983-98 (774-3,407) |
| 4.39 | Joe Dawkins, 1971-73 (216-949) |
| 4.39 | Glyn Milburn, 1993-95 (159-698) |

Season (min. 100 carries)

| | |
|------|----------------------------------|
| 5.52 | Clinton Portis, 2002 (273-1,508) |
| 5.49 | Clinton Portis, 2003 (290-1,591) |
| 5.35 | Otis Armstrong, 1974 (263-1,407) |
| 5.32 | Tatum Bell, 2005 (173-921) |
| 5.12 | Terrell Davis, 1998 (392-2,008) |
| 5.01 | Mike Anderson, 2000 (297-1,487) |
| 4.99 | Floyd Little, 1969 (146-729) |
| 4.74 | Terrell Davis, 1997 (369-1,750) |
| 4.71 | Terrell Davis, 1995 (237-1,117) |
| 4.71 | Jim Jensen, 1980 (101-476) |

HIGHEST RUSHING AVERAGE, CONT.

Game (min. 8 rushes)

| | |
|-------|---|
| 12.25 | Green, vs. Houston, 10/18/92 (8-98) |
| 11.79 | Portis, vs. Chicago, 11/23/03 (14-165) |
| 11.00 | Rolle, vs. Oakland, 10/2/60 (9-99) |
| 10.75 | Portis, at San Diego, 9/14/03 (12-129) |
| 10.58 | Bell, vs. Washington, 10/9/05 (12-127) |
| 10.38 | Joe, at Boston, 10/18/63 (8-83) |
| 10.33 | Dawkins, at Kansas City, 10/7/73 (9-93) |
| 10.00 | Weese, at Chicago, 12/12/76 (12-120) |
| 9.91 | Portis, vs. Kansas City, 12/7/03 (22-218) |
| 9.87 | Keyworth, at Oakland, 11/24/74 (15-148) |

HIGHEST RUSHING AVERAGE BY A ROOKIE

Season (min. 100 carries)

| | |
|------|----------------------------------|
| 5.52 | Clinton Portis, 2002 (273-1,508) |
| 5.01 | Mike Anderson, 2000 (297-1,487) |
| 4.71 | Terrell Davis, 1995 (237-1,117) |
| 4.20 | Olandis Gary, 1999 (276-1,159) |
| 4.20 | Billy Joe, 1963 (154-646) |

Game (min. 8 rushes)

| | |
|-------|---|
| 10.38 | Joe, at Boston, 10/18/63 (8-83) |
| 9.87 | Keyworth, at Oakland, 11/24/74 (15-148) |
| 9.50 | Portis, vs. Arizona, 12/29/02 (24-228) |

MOST RUSHING TOUCHDOWNS

Career

| | |
|----|--------------------------|
| 60 | Terrell Davis, 1995-2002 |
| 43 | Floyd Little, 1967-75 |
| 39 | Sammy Winder, 1982-90 |
| 36 | Mike Anderson, 2000-05 |
| 33 | John Elway, 1983-98 |
| 29 | Clinton Portis, 2002-03 |
| 25 | Otis Armstrong, 1973-80 |
| 22 | Jon Keyworth, 1973-80 |
| 17 | Gerald Willhite, 1982-88 |
| 14 | Bobby Humphrey, 1989-91 |

Season

| | |
|----|-----------------------|
| 21 | Terrell Davis, 1998 |
| 15 | Clinton Portis, 2002 |
| 15 | Mike Anderson, 2000 |
| 15 | Terrell Davis, 1997 |
| 14 | Clinton Portis, 2003 |
| 13 | Terrell Davis, 1996 |
| 12 | Mike Anderson, 2005 |
| 12 | Floyd Little, 1973 |
| 10 | Jon Keyworth, 1974 |
| 9 | Leonard Russell, 1994 |
| 9 | Sammy Winder, 1986 |
| 9 | Otis Armstrong, 1974 |
| 9 | Floyd Little, 1972 |

Game

| | |
|---|--|
| 5 | Portis, vs. Kansas City, 12/7/03 |
| 4 | Anderson, at New Orleans, 12/3/00 |
| 3 | 11 times (last: Bell at San Diego, 12/31/05) |

MOST RUSHING TOUCHDOWNS BY A ROOKIE

Season

| | |
|----|----------------------|
| 15 | Clinton Portis, 2002 |
| 15 | Mike Anderson, 2000 |
| 7 | Olandis Gary, 1999 |
| 7 | Terrell Davis, 1995 |
| 7 | Bobby Humphrey, 1989 |

Game

| | |
|---|-------------------------------------|
| 4 | Anderson, at New Orleans, 12/3/00 |
| 3 | Portis, vs. Kansas City, 12/15/02 |
| 3 | Keyworth, vs. Kansas City, 11/18/74 |

MOST CONSECUTIVE GAMES SCORING BY RUSH

| | |
|---|---|
| 8 | Terrell Davis, 1998 |
| 6 | Terrell Davis, 1997-98 (last four, first two) |
| 5 | Mike Anderson, 2005 |
| 5 | Terrell Davis, 1997 |
| 5 | Sammy Winder, 1985 |

LONGEST SCORING RUN

| | |
|----|--|
| 82 | Gene Mingo, vs. Oakland, 10/5/62 |
| 80 | Mike Anderson, at Seattle, 11/26/00 |
| 80 | Floyd Little, at San Francisco, 10/25/70 |
| 72 | Joe Dawkins, at Kansas City, 10/7/73 |
| 71 | Terrell Davis, vs. Baltimore, 10/20/96 |
| 68 | Billy Joe, at Boston, 10/18/63 |
| 67 | Tatum Bell, vs. Philadelphia, 10/30/05 |
| 67 | Gaston Green, vs. Houston, 10/18/92 |
| 66 | Billy Van Heusen, vs. Houston, 9/17/72 |
| 65 | Clinton Portis, at Kansas City, 10/5/03 |
| 65 | Terrell Davis, at Kansas City, 9/22/96 |

LONGEST SCORING RUN BY A ROOKIE

| | |
|----|-------------------------------------|
| 80 | Mike Anderson, at Seattle, 11/26/00 |
| 68 | Billy Joe, at Boston, 10/18/63 |
| 60 | Terrell Davis, at Houston, 11/26/95 |

LONGEST NON-SCORING RUN

| | |
|----|--|
| 71 | Olandis Gary, vs. Seattle, 12/19/99 |
| 70 | Terrell Davis, at Seattle, 10/11/98 |
| 68 | Tatum Bell, vs. New England, 10/16/05 |
| 68 | Henry Bell, vs. Los Angeles, 10/16/60 |
| 63 | Jim Krieg, vs. San Diego, 12/10/72 |
| 63 | Bob Scarpitto, at San Diego, 10/30/66 |
| 62 | Lonnie Perrin, vs. Baltimore, 11/27/77 |
| 60 | Olandis Gary, at New England, 10/24/99 |
| 59 | Clinton Portis, vs. Chicago, 11/23/03 |
| 59 | Clinton Portis, vs. Arizona, 12/29/02 |
| 58 | Clinton Portis, at San Diego, 9/14/03 |
| 57 | Terrell Davis, vs. Seattle, 12/9/01 |
| 57 | Terrell Davis, vs. Philadelphia, 10/4/98 |

LONGEST NON-SCORING RUN BY A ROOKIE

| | |
|----|---------------------------------------|
| 71 | Olandis Gary, vs. Seattle, 12/19/99 |
| 68 | Henry Bell, vs. Los Angeles, 10/16/60 |
| 63 | Jim Krieg, vs. San Diego, 12/10/72 |

PASSING

WINNING PERCENTAGE AS STARTING QUARTERBACK

| | |
|-----------------|--------------------------|
| 32-11 (.744) | Jake Plummer, 2003-05 |
| 148-82-1 (.643) | John Elway, 1983-98 |
| 40-24 (.625) | Craig Morton, 1977-82 |
| 27-24 (.529) | Brian Griese, 1998-2002 |
| 20-18-3 (.524) | Charley Johnson, 1972-75 |
| 14-17 (.452) | Steve Ramsey, 1971-76 |
| 14-27-1 (.345) | Frank Tripucka, 1960-63 |
| 7-14-1 (.341) | Steve Tensi, 1967-70 |

MOST PASSING YARDS

Career

| | |
|--------|---------------------------|
| 51,475 | John Elway, 1983-98 |
| 11,895 | Craig Morton, 1977-82 |
| 11,763 | Brian Griese, 1998-2002 |
| 9,637 | Jake Plummer, 2003-05 |
| 7,676 | Frank Tripucka, 1960-63 |
| 7,238 | Charley Johnson, 1972-75 |
| 6,437 | Steve Ramsey, 1971-76 |
| 5,153 | Steve Tensi, 1967-70 |
| 3,819 | Steve DeBerg, 1981-83 |
| 3,607 | Mickey Slaughter, 1963-66 |

Season

| | |
|-------|--------------------|
| 4,089 | Jake Plummer, 2004 |
| 4,030 | John Elway, 1993 |
| 3,970 | John Elway, 1995 |
| 3,891 | John Elway, 1985 |
| 3,635 | John Elway, 1997 |
| 3,526 | John Elway, 1990 |
| 3,490 | John Elway, 1994 |
| 3,485 | John Elway, 1986 |
| 3,366 | Jake Plummer, 2005 |
| 3,328 | John Elway, 1996 |

INDIVIDUAL RECORDS — RUSHING / PASSING

Game

Season

Game

Season

Game

Season

Game

Season

Game

Season

Game

Season

Game

Season

Game

Season

Game

Season

Game

Season

Game

Season

Game

INDIVIDUAL RECORDS — PASSING

MOST PASSING YARDS, CONT.

| Game | |
|------|---|
| 499 | Plummer, vs. Atlanta, 10/31/04 (31-55) |
| 462 | Frerotte, vs. San Diego, 11/19/00 (36-58) |
| 447 | Tripucka, at Buffalo, 9/15/62 (29-56) |
| 445 | C. Johnson, vs. Kansas City, 11/18/74 (28-42) |
| 432 | Elway, at Seattle, 12/20/85 (24-42) |
| 400 | Elway, vs. Kansas City, 12/6/98 (22-32) |
| 382 | Elway, vs. Atlanta, 11/20/94 (27-42) |
| 376 | Griese, at Kansas City, 10/20/02 (30-50) |
| 376 | Tripucka, vs. San Diego, 9/7/62 (28-47) |
| 375 | Tripucka, vs. Houston, 11/6/60 (30-52) |

MOST PASSING YARDS BY A ROOKIE

| Season | |
|--------|------------------------|
| 1,689 | Mickey Slaughter, 1963 |
| 1,663 | John Elway, 1983 |
| 1,589 | Marlin Briscoe, 1968 |
| 757 | Tommy Maddox, 1992 |
| 265 | Craig Penrose, 1976 |

| Game | |
|------|--|
| 345 | Elway, vs. Baltimore, 12/11/83 (23-34) |
| 335 | Briscoe, vs. Buffalo, 11/24/68 (12-29) |

MOST ATTEMPTS

| Career | |
|--------|---------------------------|
| 7,250 | John Elway, 1983-98 |
| 1,678 | Brian Griese, 1998-2002 |
| 1,594 | Craig Morton, 1977-82 |
| 1,279 | Jake Plummer, 2003-05 |
| 1,277 | Frank Tripucka, 1960-63 |
| 970 | Charley Johnson, 1972-75 |
| 919 | Steve Ramsey, 1971-76 |
| 810 | Steve Tensi, 1967-70 |
| 584 | Mickey Slaughter, 1963-66 |
| 546 | Steve DeBerg, 1981-83 |

| Season | |
|--------|----------------------|
| 605 | John Elway, 1985 |
| 551 | John Elway, 1993 |
| 542 | John Elway, 1995 |
| 521 | Jake Plummer, 2004 |
| 504 | John Elway, 1986 |
| 502 | John Elway, 1997 |
| 502 | John Elway, 1990 |
| 496 | John Elway, 1988 |
| 494 | John Elway, 1994 |
| 478 | Frank Tripucka, 1960 |

| Game | |
|------|-----------------------------------|
| 59 | Elway, at Green Bay, 10/10/93 |
| 58 | Frerotte, vs. San Diego, 11/19/00 |
| 56 | Tripucka, at Buffalo, 9/15/62 |
| 55 | Plummer, vs. Atlanta, 10/31/04 |
| 53 | Griese, at Baltimore, 9/30/02 |
| 53 | Slaughter, at Houston, 12/20/64 |
| 52 | Tripucka, at Houston, 11/20/60 |
| 52 | Tripucka, vs. Houston, 11/6/60 |
| 50 | Griese, at Kansas City, 10/20/02 |
| 50 | Griese, vs. New England, 10/1/00 |
| 50 | Elway, vs. San Diego, 11/17/85 |

MOST ATTEMPTS BY A ROOKIE

| Season | |
|--------|------------------------|
| 259 | John Elway, 1983 |
| 224 | Marlin Briscoe, 1968 |
| 223 | Mickey Slaughter, 1963 |
| 121 | Tommy Maddox, 1992 |
| 36 | Craig Penrose, 1976 |

| Game | |
|------|----------------------------------|
| 44 | Elway, vs. Baltimore, 12/11/83 |
| 34 | Elway, at Kansas City, 12/18/83 |
| 33 | Elway, vs. Philadelphia, 9/18/83 |
| 31 | Elway, at L.A. Raiders, 11/13/83 |
| 29 | Briscoe, vs. Buffalo, 11/24/68 |

MOST COMPLETIONS

| Career | |
|--------|---------------------------|
| 4,123 | John Elway, 1983-98 |
| 1,044 | Brian Griese, 1998-2002 |
| 907 | Craig Morton, 1977-82 |
| 769 | Jake Plummer, 2003-05 |
| 662 | Frank Tripucka, 1960-63 |
| 517 | Charley Johnson, 1972-75 |
| 456 | Steve Ramsey, 1971-76 |
| 348 | Steve Tensi, 1967-70 |
| 314 | Steve DeBerg, 1981-83 |
| 291 | Mickey Slaughter, 1963-66 |

| Season | |
|--------|--------------------|
| 348 | John Elway, 1993 |
| 327 | John Elway, 1985 |
| 316 | John Elway, 1995 |
| 307 | John Elway, 1994 |
| 303 | Jake Plummer, 2004 |
| 294 | John Elway, 1990 |
| 291 | Brian Griese, 2002 |
| 287 | John Elway, 1996 |
| 280 | John Elway, 1997 |
| 280 | John Elway, 1986 |

| Game | |
|------|---|
| 36 | Frerotte, vs. San Diego, 11/19/00 |
| 36 | Elway, vs. San Diego, 9/4/94 |
| 35 | Griese, at Baltimore, 9/30/02 |
| 34 | Griese, vs. Oakland, 11/11/02 |
| 34 | Slaughter, at Houston, 12/20/64 |
| 33 | Elway, at Green Bay, 10/10/93 |
| 32 | Elway, vs. San Diego, 10/6/96 |
| 31 | Plummer, vs. Atlanta, 10/31/04 |
| 31 | Griese, vs. New England, 10/1/00 |
| 30 | 8 times (last: Griese at Kansas City, 10/20/02) |

MOST COMPLETIONS BY A ROOKIE

| Season | |
|--------|------------------------|
| 123 | John Elway, 1983 |
| 112 | Mickey Slaughter, 1963 |
| 93 | Marlin Briscoe, 1968 |
| 66 | Tommy Maddox, 1992 |
| 16 | Craig Penrose, 1976 |

| Game | |
|------|-----------------------------------|
| 23 | Elway, vs. Baltimore, 12/11/83 |
| 18 | Maddox, at L.A. Raiders, 11/22/92 |
| 18 | Elway, vs. Philadelphia, 9/18/83 |

HIGHEST COMPLETION PERCENTAGE

| Career (min. 100 passes) | |
|--------------------------|---------------------------------------|
| .626 | Hugh Millen, 1994-95 (107-171) |
| .622 | Brian Griese, 1998-2002 (1,044-1,678) |
| .601 | Jake Plummer, 2003-05 (769-1,279) |
| .600 | Gus Frerotte, 2000-01 (168-280) |
| .600 | Bubby Brister, 1997-99 (96-160) |
| .581 | Gary Kubiak, 1983-91 (173-298) |
| .575 | Steve DeBerg, 1981-83 (314-546) |
| .570 | Norris Weese, 1976-79 (143-251) |
| .569 | Craig Morton, 1977-82 (907-1,594) |
| .569 | John Elway, 1983-98 (4,123-7,250) |

| Season (min. 50 passes) | |
|-------------------------|------------------------------|
| .667 | Brian Griese, 2002 (291-436) |
| .643 | Brian Griese, 2000 (216-336) |
| .632 | Norris Weese, 1978 (55-87) |
| .632 | John Elway, 1993 (348-551) |
| .626 | Jake Plummer, 2003 (189-302) |
| .623 | Gary Kubiak, 1988 (43-69) |
| .621 | John Elway, 1994 (307-494) |
| .618 | Hugh Millen, 1994 (81-131) |
| .616 | John Elway, 1996 (287-466) |
| .610 | Brian Griese, 2001 (275-451) |

HIGHEST COMPLETION PERCENTAGE, CONT.

| Game (min. 10 passes) | |
|-----------------------|--|
| .944 | Morton, vs. San Diego, 9/27/81 (17-18) |
| .917 | Elway, at L.A. Raiders, 11/2/86 (11-12) |
| .863 | Morton, vs. Kansas City, 12/20/78 (19-22) |
| .842 | Elway, vs. Minnesota, 11/18/84 (16-19) |
| .833 | Ramsey, vs. Cleveland, 10/19/75 (10-12) |
| .826 | Millen, at San Francisco, 12/17/94 (19-23) |
| .824 | Plummer, at Indianapolis, 12/21/03 (14-17) |
| .818 | Elway, at Kansas City, 12/4/94 (18-22) |
| .818 | DeBerg, at Baltimore, 9/11/83 (9-11) |
| .808 | Plummer, at Tennessee, 12/25/04 (21-26) |

HIGHEST COMPLETION PERCENTAGE BY A ROOKIE

| Season (min. 50 passes) | |
|-------------------------|----------------------------------|
| .540 | Tommy Maddox, 1992 (66-121) |
| .502 | Mickey Slaughter, 1963 (112-223) |
| .475 | John Elway, 1983 (123-259) |
| .415 | Marlin Briscoe, 1968 (93-224) |

MOST TOUCHDOWN PASSES

| Career | |
|--------|---------------------------|
| 300 | John Elway, 1983-98 |
| 74 | Craig Morton, 1977-82 |
| 71 | Brian Griese, 1998-2002 |
| 60 | Jake Plummer, 2003-05 |
| 52 | Charley Johnson, 1972-75 |
| 51 | Frank Tripucka, 1960-63 |
| 38 | Steve Tensi, 1967-70 |
| 35 | Steve Ramsey, 1971-76 |
| 22 | Steve DeBerg, 1981-83 |
| 22 | Mickey Slaughter, 1963-66 |

| Season | |
|--------|----------------------|
| 27 | Jake Plummer, 2004 |
| 27 | John Elway, 1997 |
| 26 | John Elway, 1996 |
| 26 | John Elway, 1995 |
| 25 | John Elway, 1993 |
| 24 | Frank Tripucka, 1960 |
| 23 | Brian Griese, 2001 |
| 22 | John Elway, 1998 |
| 22 | John Elway, 1985 |
| 21 | Craig Morton, 1981 |

| Game | |
|------|---|
| 5 | Frerotte, vs. San Diego, 11/19/00 |
| 5 | Elway, vs. Minnesota, 11/18/84 |
| 5 | Tripucka, vs. Buffalo, 10/28/62 |
| 4 | 19 times (last: Plummer vs. Philadelphia, 10/30/05) |

MOST TOUCHDOWN PASSES BY A ROOKIE

| Season | |
|--------|------------------------|
| 14 | Marlin Briscoe, 1968 |
| 12 | Mickey Slaughter, 1963 |
| 7 | John Elway, 1983 |
| 5 | Tommy Maddox, 1992 |
| 3 | Craig Penrose, 1976 |

| Game | |
|------|---|
| 4 | Elway, vs. Baltimore, 12/11/83 |
| 4 | Briscoe, vs. Buffalo, 11/24/68 |
| 3 | Maddox, vs. Dallas, 12/6/92; Briscoe, at San Diego, 10/20/68; Briscoe, vs. San Diego, 12/1/68 |

MOST INTERCEPTIONS THROWN

| Career | |
|--------|------------------------------------|
| 226 | John Elway, 1983-98 |
| 85 | Frank Tripucka, 1960-63 |
| 65 | Craig Morton, 1977-82 |
| 58 | Steve Ramsey, 1971-76 |
| 53 | Brian Griese, 1998-2002 |
| 52 | Charley Johnson, 1972-75 |
| 45 | Steve Tensi, 1967-70 |
| 37 | Mickey Slaughter, 1963-66 |
| 34 | Jake Plummer, 2003-05 |
| 33 | John McCormick, 1963, 1965-66, '68 |

Season

| | |
|----|----------------------|
| 34 | Frank Tripucka, 1960 |
| 25 | Frank Tripucka, 1962 |
| 23 | John Elway, 1985 |
| 22 | George Herring, 1961 |
| 21 | Frank Tripucka, 1961 |
| 20 | Jake Plummer, 2004 |
| 20 | Jacky Lee, 1964 |
| 19 | Brian Griese, 2001 |
| 19 | John Elway, 1988 |
| 19 | Craig Morton, 1979 |

Game

| | |
|---|---|
| 6 | Horn, at Green Bay, 9/26/71 |
| 6 | Herring, at Houston, 11/26/61 |
| 5 | 8 times (last: Elway vs. Kansas City, 12/14/85) |

MOST INTERCEPTIONS THROWN BY A ROOKIE

| Season | |
|--------|------------------------|
| 14 | John Elway, 1983 |
| 14 | Mickey Slaughter, 1963 |
| 13 | Marlin Briscoe, 1968 |
| 9 | Tommy Maddox, 1992 |
| 3 | Craig Penrose, 1976 |

Game

| | |
|---|----------------------------------|
| 5 | Slaughter, vs. Houston, 10/13/63 |
| 4 | Maddox, vs. Dallas, 12/6/92 |
| 4 | Elway, at Kansas City, 12/18/83 |

HIGHEST INTERCEPTION AVOIDANCE

| Career (min. 100 passes) | |
|--------------------------|------------------------------------|
| .018 | Hugh Millen, 1994-95 (3-171) |
| .027 | Jake Plummer, 2003-05 (34-1,279) |
| .029 | Gus Frerotte, 2000-01 (8-280) |
| .031 | John Elway, 1983-98 (226-7,250) |
| .032 | Brian Griese, 1998-2002 (53-1,678) |
| .035 | Ken Karcher, 1987-88 (4-114) |
| .038 | Bubby Brister, 1997-99 (6-160) |
| .041 | Craig Morton, 1977-82 (65-1,594) |
| .043 | Don Breaux, 1963 (6-138) |
| .044 | Steve DeBerg, 1981-83 (24-546) |

Season (min. 50 passes)

| | |
|------|-----------------------------|
| .012 | Brian Griese, 2000 (4-336) |
| .012 | Chris Miller, 1999 (1-81) |
| .013 | Gary Kubiak, 1984 (1-75) |
| .015 | Jake Plummer, 2005 (7-456) |
| .018 | John Elway, 1993 (10-551) |
| .020 | John Elway, 1994 (10-494) |
| .022 | John Elway, 1997 (11-502) |
| .023 | Bubby Brister, 1998 (3-131) |
| .023 | Hugh Millen, 1994 (3-131) |
| .023 | Jake Plummer, 2003 (7-302) |

HIGHEST AVERAGE GAIN PER ATTEMPT

| Career (min. 100 attempts) | |
|----------------------------|--|
| 7.53 | Jake Plummer, 2003-05 (1,279-9,637) |
| 7.52 | Norris Weese, 1976-79 (251-1,887) |
| 7.46 | Craig Morton, 1977-82 (1,594-11,895) |
| 7.46 | Charley Johnson, 1972-75 (970-7,238) |
| 7.44 | Gus Frerotte, 2000-01 (280-2,084) |
| 7.30 | Steve Beuerlein, 2002-03 (180-1,314) |
| 7.12 | George Shaw, 1962 (110-783) |
| 7.10 | John Elway, 1983-98 (7,250-51,475) |
| 7.09 | Marlin Briscoe, 1968 (224-1,589) |
| 7.01 | Brian Griese, 1998-2002 (1,678-11,763) |

Season (min. 50 attempts)

| | |
|------|-----------------------------------|
| 8.65 | Jacky Lee, 1965 (80-692) |
| 8.50 | Craig Morton, 1981 (376-3,195) |
| 8.31 | Norris Weese, 1978 (87-723) |
| 8.07 | Charley Johnson, 1974 (244-1,969) |
| 8.00 | Brian Griese, 2000 (336-2,688) |
| 7.91 | Steve Beuerlein, 2002 (117-925) |
| 7.88 | John Elway, 1998 (356-2,806) |
| 7.85 | Jake Plummer, 2004 (521-4,089) |
| 7.84 | Steve Ramsey, 1974 (74-580) |
| 7.80 | John Elway, 1987 (410-3,198) |

INDIVIDUAL RECORDS — PASSING

HIGHEST AVERAGE GAIN PER ATTEMPT, CONT.

Game (min. 12 attempts)

| | |
|-------|---|
| 17.11 | Morton, vs. San Diego, 9/27/81 (18-308) |
| 16.45 | Johnson, vs. Kansas City, 9/21/75 (20-329) |
| 15.70 | Morton, vs. Detroit, 10/11/81 (18-283) |
| 14.00 | Plummer, at Indianapolis, 12/21/03 (17-238) |
| 13.41 | Weese, vs. Pittsburgh, 12/16/78 (17-228) |

HIGHEST AVERAGE GAIN PER COMPLETION

Career (min. 100 passes)

| | |
|-------|--------------------------------------|
| 17.09 | Marlin Briscoe, 1968 (93-1,589) |
| 15.98 | George Shaw, 1962 (49-783) |
| 14.81 | Steve Tensi, 1967-70 (348-5,153) |
| 14.12 | Steve Ramsey, 1971-76 (456-6,437) |
| 14.00 | Charley Johnson, 1972-75 (517-7,238) |
| 13.54 | Max Chobolan, 1966 (82-1,110) |
| 13.48 | John McCormick, 1963-68 (207-2,791) |
| 13.36 | Don Breaux, 1963 (70-935) |
| 13.20 | Norris Weese, 1976-79 (143-1,887) |
| 13.11 | Craig Morton, 1977-82 (907-11,895) |

Season (min. 50 passes)

| | |
|-------|------------------------------------|
| 17.94 | John Hufnagel, 1975 (16-287) |
| 17.09 | Marlin Briscoe, 1968 (93-1,589) |
| 16.15 | Steve Ramsey, 1972 (65-1,050) |
| 15.98 | George Shaw, 1962 (49-783) |
| 15.73 | Jacky Lee, 1965 (44-692) |
| 15.71 | Charley Johnson, 1975 (65-1,021) |
| 15.19 | Steve Tensi, 1969 (131-1,990) |
| 15.09 | Steve Ramsey, 1976 (128-1,931) |
| 15.08 | Mickey Slaughter, 1963 (112-1,689) |
| 14.89 | John McCormick, 1963 (28-417) |

Game (min. 12 passes)

| | |
|-------|--|
| 33.64 | Lee, at Oakland, 12/5/65 (11-370) |
| 33.00 | Elway, at Cleveland, 10/1/89 (6-198) |
| 27.92 | Briscoe, vs. Buffalo, 11/24/68 (12-335) |
| 27.42 | Johnson, vs. Kansas City, 9/21/75 (12-329) |

HIGHEST PASSER RATING

Career (min. 500 passes)

| | |
|------|-------------------------|
| 88.1 | Jake Plummer, 2003-05 |
| 84.1 | Brian Griese, 1998-2002 |
| 79.9 | John Elway, 1983-98 |
| 79.1 | Craig Morton, 1977-82 |
| 74.3 | Steve DeBerg, 1981-83 |

Season (min. 200 passes)

| | |
|-------|--------------------|
| 102.9 | Brian Griese, 2000 |
| 93.0 | John Elway, 1998 |
| 92.8 | John Elway, 1993 |
| 91.2 | Jake Plummer, 2003 |
| 90.5 | Craig Morton, 1981 |
| 90.2 | Jake Plummer, 2005 |
| 89.2 | John Elway, 1996 |
| 87.5 | John Elway, 1997 |
| 86.4 | John Elway, 1995 |
| 85.7 | John Elway, 1994 |

HIGHEST PASSER RATING BY A ROOKIE

Season (min. 200 passes)

| | |
|------|------------------------|
| 67.3 | Mickey Slaughter, 1963 |
| 62.9 | Marlin Briscoe, 1968 |
| 54.9 | John Elway, 1983 |

MOST CONSECUTIVE GAMES WITH A TOUCHDOWN PASS

| | |
|----|---|
| 23 | Griese, 2001-02 (15 games in 2001; did not play in one game, first eight of 2002) |
| 15 | Elway, 1995-96 (last 12 games of 1995, first three of 1996) |
| 13 | Elway, 1985-86 (last 7 games of 1985, first 6 of 1986) |
| 12 | Elway, 1992-93 (last game of 1992, first 11 games of 1993) |
| 10 | Elway, 1996 (5th through 15th; did not play in one game) |
| 10 | Johnson, 1973-74 (last 8 games of 1973, first 2 games of 1974) |
| 9 | 5 times (last: Plummer, 2004 (3rd through 11th)) |

MOST CONSECUTIVE COMPLETIONS

| | |
|----|---|
| 20 | Millen, last 7 at L.A. Raiders, 12/11/94 and first 13 at S.F., 12/17/94 |
| 18 | DeBerg, at L.A. Rams (17), 12/12/82 and vs. Kansas City (1), 12/19/82 |
| 17 | Griese, at Arizona, 9/23/01 |
| 16 | Plummer, vs. Detroit, 9/28/03 and Morton, vs. Kansas City, 12/10/78 |
| 14 | Elway, vs. Seattle (last 5), 11/2/97 and vs. Carolina (first 9), 11/9/97 |
| 12 | Griese, at San Diego, 10/8/00 |
| 11 | Plummer, at Jacksonville, 10/2/05; Griese, vs. N.Y. Giants, 9/10/01; Griese, vs. Oakland, 11/13/00; Elway, vs. L.A. Raiders, 11/2/86; Elway, vs. Kansas City, (8), 12/14/85; Elway, at Seattle (3), 12/20/85; Morton, vs. San Diego, 9/27/81; Tensi, at San Diego, 11/23/69 |

MOST CONSECUTIVE PASSES WITHOUT AN INTERCEPTION

| | |
|-----|---|
| 229 | Plummer, 2005 (2nd through 11th) |
| 190 | Elway, 1997 (8th through 14th) |
| 136 | Elway, 1990-91 (15th game in 1990 through 4th game in 1991) |

LONGEST SCORING PASS

| | |
|----|--|
| 97 | George Shaw to Jerry Tarr, at Boston, 9/21/62 |
| 96 | Frank Tripucka to Al Frazier, at Buffalo, 9/15/62 |
| 95 | Craig Morton to Steve Watson, vs. Detroit, 10/11/81 |
| 93 | Craig Morton to Steve Watson, vs. San Diego, 9/27/81 |
| 90 | Charley Johnson to Rick Upchurch, vs. Kansas City, 9/21/75 |
| 90 | John McCormick to Bob Scarpitto, vs. Houston, 10/17/65 |
| 87 | Frank Tripucka to Al Frazier, vs. San Diego, 11/12/61 |
| 85 | Jake Plummer to Rod Smith, vs. Oakland, 11/28/04 |
| 82 | Brian Griese to Shannon Sharpe, at Kansas City, 10/20/02 |
| 82 | Jacky Lee to Al Denson, at Kansas City, 11/1/64 |

LONGEST NON-SCORING PASS

| | |
|----|--|
| 88 | Brian Griese to Byron Chamberlain, vs. Green Bay, 10/17/99 |
| 86 | John Elway to Vance Johnson, vs. L.A. Raiders, 9/26/88 |
| 86 | Craig Morton to Steve Watson, vs. Kansas City, 12/6/81 |
| 78 | John Elway to Rod Smith, vs. Kansas City, 8/31/97 |
| 76 | Hugh Millen to Anthony Miller, vs. San Francisco 12/17/94 |
| 74 | Don Horn to Floyd Little, vs. Oakland, 10/10/71 |
| 74 | Pete Liske to Billy Van Heusen, at New Orleans, 11/22/70 |
| 74 | Mickey Slaughter to Bill Groman, at Buffalo, 11/9/63 |
| 73 | John Elway to Steve Watson, at Seattle, 12/15/84 |
| 72 | Jake Plummer to Rod Smith, vs. New England, 10/16/05 |
| 72 | Rod Smith to Clinton Portis, at Kansas City, 10/5/03 |
| 72 | Charley Johnson to Floyd Little, vs. San Diego, 10/29/74 |
| 71 | Brian Griese to Rod Smith, vs. N.Y. Jets, 10/3/99 |

INDIVIDUAL RECORDS — PASSING / RECEIVING

LONGEST NON-SCORING PASS, CONT.

| | |
|----|---|
| 71 | John Elway to Mark Jackson, vs. Kansas City, 10/20/91 |
| 71 | Pete Liske to Frank Quayle, vs. Cincinnati, 12/14/69 |

LONGEST COMPLETION BY A ROOKIE

| | |
|----|--|
| 81 | Arthur Marshall (WR) to Cedric Tillman, vs. Dallas, 12/6/92 (TD) |
| 78 | Gary Kubiak to Steve Watson, vs. Seattle, 11/20/83 (TD) |
| 74 | Mickey Slaughter to Bill Groman, at Buffalo, 11/9/63 |

RECEIVING

MOST RECEPTIONS

Career

| | |
|-----|---------------------------------|
| 797 | Rod Smith, 1995-2005 |
| 675 | Shannon Sharpe, 1990-99, '02-03 |
| 543 | Lionel Taylor, 1960-66 |
| 462 | Ed McCaffrey, 1995-2003 |
| 415 | Vance Johnson, 1985-93, 1995 |
| 396 | Riley Odoms, 1972-83 |
| 353 | Steve Watson, 1979-87 |
| 302 | Haven Moses, 1972-81 |
| 276 | Mark Jackson, 1986-92 |
| 267 | Rick Upchurch, 1975-83 |

Season

| | |
|-----|----------------------|
| 113 | Rod Smith, 2001 |
| 101 | Ed McCaffrey, 2000 |
| 100 | Rod Smith, 2000 |
| 100 | Lionel Taylor, 1961 |
| 92 | Lionel Taylor, 1960 |
| 89 | Rod Smith, 2002 |
| 87 | Shannon Sharpe, 1994 |
| 86 | Rod Smith, 1998 |
| 85 | Rod Smith, 2005 |
| 85 | Lionel Taylor, 1965 |

Game

| | |
|----|--|
| 14 | Smith, R., at Arizona, 9/23/01 |
| 13 | Smith, R., vs. New England, 10/1/00 |
| 13 | Sharpe, vs. San Diego, 10/6/96 |
| 13 | B. Anderson, vs. Chicago, 9/30/73 |
| 13 | Taylor, vs. Oakland, 11/29/64 |
| 12 | Sharpe, at Kansas City, 10/20/02 |
| 12 | Taylor, at Boston, 9/21/62 |
| 11 | Smith, R., at Buffalo, 12/17/05; Smith, R., vs. San Diego, 11/19/00; Taylor, vs. Oakland, 11/21/65; Scarpitto, at Houston, 12/20/64; Taylor, at N.Y. Titans, 9/24/61; Taylor, vs. N.Y. Titans, 12/4/60 |

MOST RECEPTIONS BY A ROOKIE

Season

| | |
|----|---------------------|
| 51 | Vance Johnson, 1985 |
| 49 | Terrell Davis, 1995 |
| 38 | Mark Jackson, 1986 |
| 38 | Glyn Milburn, 1993 |
| 35 | Ashley Lelie, 2002 |

Game

| | |
|---|----------------------------------|
| 8 | Lelie, vs. Oakland, 11/11/02 |
| 8 | Milburn, at Kansas City, 9/20/93 |
| 7 | Watts, vs. Atlanta, 10/31/04 |
| 7 | Davis, at Houston, 11/26/95 |
| 7 | Davis, vs. Washington, 9/17/95 |

MOST RECEIVING YARDS

Career

| | |
|--------|---------------------------------|
| 10,877 | Rod Smith, 1995-2005 |
| 8,439 | Shannon Sharpe, 1990-99, '02-03 |
| 6,872 | Lionel Taylor, 1960-66 |
| 6,200 | Ed McCaffrey, 1995-2003 |
| 6,112 | Steve Watson, 1979-87 |
| 5,755 | Riley Odoms, 1972-83 |

| | |
|-------|------------------------------|
| 5,695 | Vance Johnson, 1985-93, 1995 |
| 5,450 | Haven Moses, 1972-81 |
| 4,746 | Mark Jackson, 1986-92 |
| 4,369 | Rick Upchurch, 1975-83 |

Season

| | |
|-------|---------------------|
| 1,602 | Rod Smith, 2000 |
| 1,343 | Rod Smith, 2001 |
| 1,317 | Ed McCaffrey, 2000 |
| 1,244 | Steve Watson, 1981 |
| 1,235 | Lionel Taylor, 1960 |
| 1,222 | Rod Smith, 1998 |
| 1,180 | Rod Smith, 1997 |
| 1,176 | Lionel Taylor, 1961 |
| 1,170 | Steve Watson, 1984 |
| 1,144 | Rod Smith, 2004 |

Game

| | |
|-----|------------------------------------|
| 214 | Sharpe, at Kansas City, 10/20/02 |
| 208 | Smith, R., vs. Atlanta, 10/31/04 |
| 199 | Taylor, vs. Buffalo, 11/27/60 |
| 187 | Smith, R., vs. San Diego, 11/19/00 |
| 183 | Watson, at L.A. Rams, 12/12/82 |
| 182 | Watson, vs. Detroit, 10/11/81 |
| 180 | Sharpe, vs. Buffalo, 9/3/95 |
| 178 | Watson, vs. San Diego, 9/27/81 |
| 175 | Tillman, vs. Atlanta, 11/20/94 |
| 174 | Sharpe, vs. Carolina, 11/9/97 |

MOST RECEIVING YARDS BY A ROOKIE

Season

| | |
|-----|-----------------------|
| 738 | Mark Jackson, 1986 |
| 721 | Vance Johnson, 1985 |
| 525 | Ashley Lelie, 2002 |
| 493 | Arthur Marshall, 1992 |
| 436 | Rick Upchurch, 1975 |

Game

| | |
|-----|------------------------------------|
| 153 | Upchurch, vs. Kansas City, 9/21/75 |
| 152 | Tarr, at Boston, 9/21/62 |
| 134 | Marshall, vs. N.Y. Jets, 11/8/92 |
| 118 | Nattiel, at San Diego, 11/29/87 |
| 116 | Johnson, vs. Kansas City, 12/14/85 |

MOST TOUCHDOWN RECEPTIONS

Career

| | |
|----|---------------------------------|
| 65 | Rod Smith, 1995-2005 |
| 55 | Shannon Sharpe, 1990-99, '02-03 |
| 46 | Ed McCaffrey, 1995-2003 |
| 44 | Haven Moses, 1972-81 |
| 44 | Lionel Taylor, 1960-66 |
| 41 | Riley Odoms, 1972-81 |
| 37 | Vance Johnson, 1985-93, '95 |
| 36 | Steve Watson, 1979-87 |
| 32 | Al Denson, 1964-70 |
| 24 | Mark Jackson, 1986-92 |
| 24 | Rick Upchurch, 1975-83 |
| 24 | Bob Scarpitto, 1962-67 |

Season

| | |
|----|----------------------|
| 14 | Anthony Miller, 1995 |
| 13 | Steve Watson, 1981 |
| 12 | Rod Smith, 1997 |
| 12 | Lionel Taylor, 1960 |
| 11 | Rod Smith, 2001 |
| 11 | Al Denson, 1967 |
| 10 | Ed McCaffrey, 1998 |
| 10 | Shannon Sharpe, 1998 |
| 10 | Shannon Sharpe, 1996 |
| 10 | Al Denson, 1969 |
| 10 | Lionel Taylor, 1963 |

Game

| | |
|---|------------------------------------|
| 3 | Sharpe, vs. San Diego, 11/16/03 |
| 3 | Smith, R., vs. Cleveland, 10/15/00 |
| 3 | McCaffrey, vs. Miami, 9/13/99 |
| 3 | McCaffrey, vs. Baltimore, 10/20/96 |
| 3 | Sharpe, vs. San Diego, 10/6/96 |
| 3 | Miller, at Dallas, 9/10/95 |

INDIVIDUAL RECORDS — RECEIVING / PUNTING

MOST TOUCHDOWN RECEPTIONS, GAME, CONT.

| | |
|---|-----------------------------------|
| 3 | Sharpe, vs. Kansas City, 12/12/93 |
| 3 | Watson, vs. Baltimore, 9/20/81 |
| 3 | Moses, at Houston, 10/14/73 |
| 3 | Scarpitto, at Buffalo, 12/18/66 |
| 3 | Taylor, vs. Buffalo, 11/27/60 |

MOST TOUCHDOWN RECEPTIONS BY A ROOKIE

Season

| | |
|---|------------------------|
| 4 | Rick Massie, 1987 |
| 3 | Glyn Milburn, 1993 |
| 3 | Melvin Bratton, 1989 |
| 3 | Vance Johnson, 1985 |
| 3 | Clarence Kay, 1984 |
| 3 | Clint Sampson, 1983 |
| 3 | Billy Van Heusen, 1968 |

Game

| | |
|---|--|
| 2 | Clint Sampson, vs. Cleveland, 12/4/83 |
| 1 | many (last: Watts vs. Atlanta, 10/31/04) |

HIGHEST AVERAGE GAIN PER RECEPTION

Career (min. 50 receptions)

| | |
|------|-------------------------------------|
| 20.5 | Bill Van Heusen, 1968-76 (82-1,684) |
| 18.0 | Haven Moses, 1972-81 (302-5,450) |
| 17.9 | Ashley Lelie, 2002-05 (168-3,007) |
| 17.4 | Al Frazier, 1961-63 (58-1,010) |
| 17.3 | Steve Watson, 1979-1987 (353-6,112) |
| 17.2 | Mark Jackson, 1986-92 (276-4,746) |
| 16.8 | Bob Scarpitto, 1962-67 (145-2,439) |
| 16.8 | Mike Haffner, 1968-70 (59-991) |
| 16.8 | Jack Dolbin, 1975-79 (94-1,576) |
| 16.7 | Anthony Miller, 1994-96 (175-2,921) |

Season (min. 20 receptions)

| | |
|------|-------------------------------|
| 22.0 | Bob Scarpitto, 1963 (21-463) |
| 20.7 | Steve Watson, 1981 (60-1,244) |
| 20.3 | Ricky Nattiel, 1987 (31-630) |
| 20.1 | Al Denson, 1966 (36-725) |
| 20.1 | Haven Moses, 1974 (37-744) |
| 20.1 | Ashley Lelie, 2004 (54-1,084) |
| 20.0 | Haven Moses, 1977 (27-539) |
| 19.9 | Haven Moses, 1976 (25-498) |
| 19.5 | Al Denson, 1967 (46-899) |
| 19.4 | Mark Jackson, 1986 (38-738) |

Game (min. 4 receptions)

| | |
|------|---------------------------------------|
| 41.3 | Little, vs. Buffalo, 11/24/68 (4-165) |
| 38.0 | Tarr, at Boston, 9/21/62 (4-152) |
| 36.4 | Watson, vs. Detroit, 10/11/81 (5-182) |

HIGHEST AVERAGE GAIN PER RECEPTION BY A ROOKIE

Season (min. 20 receptions)

| | |
|------|--------------------------------|
| 20.3 | Ricky Nattiel, 1987 (31-630) |
| 19.4 | Mark Jackson, 1986 (38-738) |
| 19.0 | Arthur Marshall, 1992 (26-493) |
| 17.2 | Riley Odoms, 1972 (21-320) |
| 15.3 | Al Denson, 1964 (25-383) |

Game (min. 4 receptions)

| | |
|------|--|
| 29.5 | Nattiel, at San Diego, 11/29/87 (4-118) |
| 26.8 | Marshall, vs. N.Y. Jets, 11/8/92 (5-134) |
| 26.5 | Lelie, at Oakland, 12/22/02 (4-106) |
| 24.0 | Johnson, at Atlanta, 9/22/85 (4-96) |
| 23.3 | Nattiel, vs. Chicago, 11/6/87 (4-118) |

MOST CONSECUTIVE GAMES WITH TOUCHDOWN CATCH

| | |
|---|---|
| 6 | Anthony Miller, 1995 |
| 6 | Lionel Taylor, 1960-61 (last 4 games of 1960, first 2 of '61) |
| 6 | Vance Johnson, 1987 |
| 6 | Al Denson, 1969 |
| 5 | Steve Watson, 1981 |
| 4 | Rick Upchurch, 1979 |
| 4 | Riley Odoms, 1973 |
| 4 | Al Denson, 1967 |
| 4 | Bob Scarpitto, 1963 |

MOST CONSECUTIVE GAMES WITH RECEPTION

| | |
|-----|--------------------------------|
| 108 | Rod Smith, 1999-2005 (current) |
| 68 | Ed McCaffrey, 1997-2003 |
| 62 | Lionel Taylor, 1960-64 |
| 60 | Shannon Sharpe, 1995-99 |
| 49 | Steve Watson, 1983-86 |
| 47 | Mark Jackson, 1989-92 |
| 41 | Anthony Miller, 1994-96 |
| 41 | Riley Odoms, 1976-79 |
| 36 | Rod Smith, 1996-98 |
| 33 | Riley Odoms, 1973-76 |

LONGEST RECEPTION BY A ROOKIE

| | |
|----|--|
| 97 | Tarr (from George Shaw), at Boston, 9/21/62 (TD) |
| 90 | Upchurch (from Charley Johnson), vs. Kansas City, 9/21/75 (TD) |
| 82 | Al Denson (from Jacky Lee), at Kansas City, 11/1/64 (TD) |
| 71 | Quayle (from Pete Liske), vs. Cincinnati, 12/14/69 (TD) |

PUNTING

MOST PUNTS

Career

| | |
|-----|--------------------------|
| 641 | Tom Rouen, 1993-2002 |
| 574 | Bill Van Heusen, 1968-76 |
| 377 | Luke Prestridge, 1979-83 |
| 374 | Mike Horan, 1986-92 |
| 248 | Bob Scarpitto, 1962-67 |
| 218 | Chris Norman, 1984-86 |
| 204 | Jim Fraser, 1962-64 |
| 186 | Bucky Dilts, 1977-78 |
| 150 | George Herring, 1960-61 |
| 146 | Micah Knorr, 2002-04 |

Season

| | |
|-----|-----------------------|
| 105 | Bob Scarpitto, 1967 |
| 96 | Chris Norman, 1984 |
| 96 | Bucky Dilts, 1978 |
| 92 | Chris Norman, 1985 |
| 90 | Bucky Dilts, 1977 |
| 89 | Luke Prestridge, 1979 |
| 88 | Bill Van Heusen, 1968 |
| 87 | Luke Prestridge, 1983 |
| 87 | Bill Van Heusen, 1970 |
| 86 | Luke Prestridge, 1981 |

Game

| | |
|----|-------------------------------------|
| 12 | Prestridge, at Buffalo, 10/25/81 |
| 12 | Van Heusen, vs. Cincinnati, 10/6/68 |
| 12 | Scarpitto, at Oakland, 9/19/67 |
| 11 | Rodriguez, vs. Seattle, 11/30/92 |
| 11 | Norman, vs. Seattle, 10/20/85 |
| 11 | Scarpitto, vs. Oakland, 11/5/67 |
| 10 | Prestridge, at Baltimore, 9/11/83 |
| 10 | Prestridge, vs. L.A. Rams, 9/6/79 |
| 10 | Dilts, at Oakland, 10/16/77 |
| 10 | Van Heusen, at Cincinnati, 9/12/76 |
| 10 | Janik, vs. Buffalo, 12/13/64 |
| 10 | Fraser, vs. N.Y. Jets, 11/15/64 |

HIGHEST GROSS AVERAGE PER PUNT

Career (min. 50 punts)

| | |
|------|---------------------------------------|
| 45.2 | Jim Fraser, 1962-64 (204-9,220) |
| 44.5 | Bob Scarpitto, 1962-67 (248-11,026) |
| 43.9 | Tom Rouen, 1993-2002 (641-28,146) |
| 43.8 | Todd Sauerbrun, 2005 (72-3,157) |
| 42.5 | Mike Horan, 1986-92 (374-15,911) |
| 41.8 | Luke Prestridge, 1979-83 (377-15,754) |
| 41.7 | Bill Van Heusen, 1968-76 (574-23,936) |
| 41.7 | Micah Knorr, 2002-04 (146-6,086) |
| 40.3 | Chris Norman, 1984-86 (218-8,782) |
| 38.4 | George Herring, 1960-61 (150-5,759) |

HIGHEST GROSS AVERAGE PER PUNT, CONT.

Season (min. 50 punts)

| | |
|------|----------------------------------|
| 46.9 | Tom Rouen, 1998 (66-3,097) |
| 46.5 | Tom Rouen, 1999 (84-3,908) |
| 46.1 | Jim Fraser, 1963 (78-3,595) |
| 45.8 | Bob Scarpitto, 1966 (76-3,480) |
| 45.3 | Tom Rouen, 2001 (81-3,668) |
| 45.1 | Bill Van Heusen, 1973 (69-3,114) |
| 45.0 | Tom Rouen, 1993 (67-3,017) |
| 44.9 | Bob Scarpitto, 1967 (105-4,713) |
| 44.8 | Jim Fraser, 1964 (72-3,225) |
| 44.4 | Mike Horan, 1990 (58-2,575) |

Game (min. 4 punts)

| | |
|------|--|
| 57.2 | Horan, vs. L.A. Raiders, 9/26/88 (5-286) |
| 56.6 | Norman, vs. Seattle, 11/25/84 (5-283) |
| 56.0 | Horan, vs. San Diego, 12/16/90 (5-280) |
| 55.0 | Horan, at New England, 10/27/91 (5-275) |
| 54.4 | Rouen, at Oakland, 9/20/98 (5-272) |
| 54.3 | Rouen, at Arizona, 9/23/01 (4-217) |
| 54.3 | Rouen, vs. Minnesota, 10/31/99 (4-217) |
| 54.2 | Rouen, at Oakland, 10/10/99 (4-217) |
| 53.8 | Scarpitto, vs. San Diego, 10/22/67 (8-430) |
| 53.5 | Fraser, vs. N.Y. Jets, 11/17/63 (6-321) |

HIGHEST NET AVERAGE PER PUNT (SINCE 1976)

Career (min. 50 punts)

| | |
|------|---------------------------------------|
| 38.0 | Todd Sauerbrun, 2005 (73-2,771) |
| 36.5 | Mike Horan, 1986-92 (379-13,851) |
| 36.2 | Tom Rouen, 1993-2002 (648-23,457) |
| 34.7 | Luke Prestridge, 1979-83 (377-13,092) |
| 34.3 | Chris Norman, 1984-86 (221-7,588) |
| 33.3 | Micah Knorr, 2002-04 (149-4,959) |
| 33.2 | Bucky Dilts, 1977-78 (186-6,176) |
| 31.0 | Norris Weese, 1976-79 (53-1,644) |

Season (min. 50 punts)

| | |
|------|---------------------------------|
| 38.9 | Mike Horan, 1990 (59-2,296) |
| 38.1 | Tom Rouen, 1997 (60-2,283) |
| 38.0 | Todd Sauerbrun, 2005 (73-2,771) |
| 37.8 | Mike Horan, 1988 (65-2,457) |
| 37.6 | Tom Rouen, 1995 (53-1,995) |
| 37.6 | Tom Rouen, 1998 (67-2,516) |
| 37.1 | Tom Rouen, 1994 (76-2,823) |
| 37.1 | Tom Rouen, 1993 (68-2,520) |
| 36.7 | Mike Horan, 1991 (73-2,682) |
| 36.5 | Tom Rouen, 2001 (82-2,991) |

Game (min. 4 punts)

| | |
|------|--|
| 52.8 | Horan, vs. L.A. Raiders, 9/26/88 (5-264) |
| 52.3 | Rouen, vs. San Diego, 11/11/01 (6-314) |
| 52.3 | Dilts, at Houston, 12/4/77 (4-209) |
| 48.3 | Prestridge, vs. San Francisco, 9/19/82 (6-290) |
| 47.0 | Norman, vs. Seattle, 11/25/84 (5-235) |
| 46.9 | Sauerbrun, vs. New England, 10/16/05 (7-328) |
| 46.8 | Knorr, vs. Pittsburgh, 10/12/03 (6-281) |
| 46.0 | Rouen, vs. St. Louis, 9/14/97 (4-184) |
| 46.0 | Norman, vs. San Diego, 11/9/86 (4-184) |
| 45.9 | Rouen, at Kansas City, 12/4/94 (7-321) |

LONGEST PUNT

| | |
|----|------------------------------------|
| 83 | Norman, vs. Kansas City, 9/23/84 |
| 78 | Van Heusen, vs. Dallas, 12/2/73 |
| 76 | Rouen, at Oakland, 9/20/98 |
| 75 | Fraser, at Oakland, 10/14/62 |
| 75 | Fraser, vs. Boston, 11/11/62 |
| 73 | Dilts, vs. N.Y. Jets, 11/5/78 |
| 72 | Scarpitto, vs. Boston, 9/3/67 |
| 72 | Van Heusen, vs. Oakland, 10/22/73 |
| 72 | Scarpitto, vs. San Diego, 10/22/67 |
| 71 | Rouen, vs. Philadelphia, 10/4/98 |
| 71 | Horan, at New England, 10/27/91 |

PUNT RETURNS

MOST PUNT RETURNS

Career

| | |
|-----|--------------------------|
| 248 | Rick Upchurch, 1975-83 |
| 157 | Bill Thompson, 1969-81 |
| 128 | Deltha O'Neal, 2000-03 |
| 112 | Glyn Milburn, 1993-95 |
| 101 | Gerald Willhite, 1982-88 |
| 81 | Vance Johnson, 1985-91 |
| 81 | Floyd Little, 1967-75 |
| 74 | Darrien Gordon, 1997-98 |
| 59 | Kevin Clark, 1987-91 |
| 55 | Ricky Nattiel, 1987-91 |
| 55 | Charles Greer, 1968-74 |

Season

| | |
|----|-----------------------|
| 51 | Rick Upchurch, 1977 |
| 44 | Chris Watson, 1999 |
| 42 | Gerald Willhite, 1986 |
| 41 | Glyn Milburn, 1994 |
| 41 | Wade Manning, 1981 |
| 40 | Darrien Gordon, 1997 |
| 40 | Glyn Milburn, 1993 |
| 39 | Rick Upchurch, 1976 |
| 37 | Rick Upchurch, 1980 |
| 36 | Rick Upchurch, 1978 |

Game

| | |
|---|--|
| 8 | Upchurch, vs. Baltimore, 10/22/78 |
| 7 | R. Smith, vs. Kansas City, 10/27/96 |
| 7 | Nattiel, vs. L.A. Raiders, 9/26/88 |
| 7 | Willhite, vs. Kansas City, 11/16/86 |
| 7 | Upchurch, vs. San Diego, 11/30/75 |
| 7 | Thompson, at Kansas City, 10/6/74 |
| 6 | 12 times (last: McGriff vs. Green Bay, 10/17/99) |

MOST YARDS ON PUNT RETURNS

Career

| | |
|-------|--------------------------|
| 3,008 | Rick Upchurch, 1975-83 |
| 1,814 | Bill Thompson, 1969-81 |
| 1,325 | Deltha O'Neal, 2000-03 |
| 1,158 | Glyn Milburn, 1993-95 |
| 1,012 | Gerald Willhite, 1982-88 |
| 922 | Darrien Gordon, 1997-98 |
| 893 | Floyd Little, 1967-75 |
| 689 | Vance Johnson, 1985-91 |
| 645 | Rod Smith, 1995-2005 |
| 574 | Kevin Clark, 1987-91 |

Season

| | |
|-----|-----------------------|
| 653 | Rick Upchurch, 1977 |
| 543 | Darrien Gordon, 1997 |
| 536 | Rick Upchurch, 1976 |
| 493 | Rick Upchurch, 1978 |
| 468 | Gerald Willhite, 1986 |
| 425 | Glyn Milburn, 1993 |
| 405 | Deltha O'Neal, 2001 |
| 379 | Darrien Gordon, 1998 |
| 379 | Glyn Milburn, 1994 |
| 378 | Wade Manning, 1981 |

Game

| | |
|-----|-----------------------------------|
| 168 | Gordon, vs. Carolina, 11/9/97 |
| 167 | Upchurch, vs. Pittsburgh, 11/6/77 |
| 144 | Clark, vs. San Diego, 12/27/87 |
| 125 | Upchurch, vs. Cleveland, 9/26/76 |
| 112 | Swanson, at Kansas City, 10/18/87 |
| 110 | Watson, vs. Seattle, 12/19/99 |
| 109 | Gordon, vs. St. Louis, 9/14/97 |
| 105 | Upchurch, vs. Buffalo, 9/25/77 |
| 103 | Thompson, at Kansas City, 10/6/74 |
| 102 | Little, at N.Y. Jets, 12/3/67 |
| 100 | Upchurch, vs. San Diego, 10/3/76 |

INDIVIDUAL RECORDS — PUNTING / PUNT RETURNS

INDIVIDUAL RECORDS — PUNT RETURNS / KICK RETURNS

HIGHEST AVERAGE PER PUNT RETURN

Career (min. 15 punts)

| | |
|-------|------------------------------------|
| 12.46 | Darrien Gordon, 1997-98 (74-922) |
| 12.40 | Rod Smith, 1995-2005 (52-645) |
| 12.13 | Rick Upchurch, 1975-83 (248-3,008) |
| 11.95 | Charlie Mitchell, 1963-67 (21-251) |
| 11.89 | Gene Mingo, 1960-64 (18-214) |
| 11.73 | Al Frazier, 1963-67 (26-305) |
| 11.55 | Bill Thompson, 1969-81 (157-1,814) |
| 11.54 | Todd Kinchen, 1996 (26-300) |
| 11.02 | Floyd Little, 1967-75 (81-893) |
| 10.58 | Arthur Marshall, 1992 (33-349) |

Season (min. 10 punt returns)

| | |
|-------|-------------------------------|
| 16.88 | Floyd Little, 1967 (16-270) |
| 16.13 | Rick Upchurch, 1982 (15-242) |
| 13.74 | Rick Upchurch, 1976 (39-536) |
| 13.69 | Rick Upchurch, 1978 (36-493) |
| 13.58 | Darrien Gordon, 1997 (40-543) |
| 13.46 | Bill Thompson, 1974 (26-350) |
| 13.06 | Deltha O'Neal, 2001 (31-405) |
| 12.94 | Kevin Clark, 1987 (18-233) |
| 12.83 | Al Frazier, 1961 (18-231) |
| 12.80 | Rick Upchurch, 1977 (51-653) |

LONGEST SCORING PUNT RETURN

| | |
|----|-------------------------------------|
| 94 | Gordon, vs. St. Louis Rams, 9/14/97 |
| 92 | Upchurch, vs. San Diego, 10/3/76 |
| 87 | Upchurch, vs. Pittsburgh, 11/6/77 |
| 86 | O'Neal, at Seattle, 10/14/01 |
| 82 | Gordon, vs. Carolina, 11/9/97 |
| 81 | Watson, vs. Seattle, 12/19/99 |
| 78 | Upchurch, vs. Kansas City, 12/19/82 |
| 76 | Mingo, at Boston, 9/9/60 |
| 75 | Gordon, vs. Carolina, 11/9/97 |
| 75 | Upchurch, vs. San Diego, 9/17/78 |

LONGEST NON-SCORING PUNT RETURN

| | |
|----|--|
| 64 | O'Neal, at San Diego, 10/8/00 |
| 60 | Thompson, at Baltimore, 11/10/74 |
| 59 | Thompson, vs. New England, 12/17/72 |
| 54 | Milburn, vs. Tampa Bay, 12/26/93 |
| 54 | Mitchell, at Buffalo, 9/20/64 |
| 53 | O'Neal, vs. Indianapolis, 11/24/02 |
| 53 | Upchurch, at Kansas City, 9/24/78 (OT) |
| 53 | Upchurch, at Seattle, 10/29/78 (OT) |
| 53 | Thompson, at N.Y. Jets, 10/28/73 |
| 52 | Williams, Da., at Oakland, 11/13/05 |
| 52 | Little, vs. N.Y. Jets, 9/21/69 |
| 51 | Upchurch, vs. Philadelphia, 12/14/75 |

KICKOFF RETURNS

MOST KICKOFF RETURNS

Career

| | |
|-----|---------------------------|
| 134 | Vaughn Hebron, 1996-98 |
| 104 | Ken Bell, 1986-89 |
| 104 | Floyd Little, 1967-75 |
| 96 | Glyn Milburn, 1993-95 |
| 95 | Rick Upchurch, 1975-83 |
| 89 | Chris Cole, 2000-03 |
| 73 | Odell Barry, 1964-65 |
| 61 | Alton Montgomery, 1990-92 |
| 61 | Gene Lang, 1984-87 |
| 58 | Charlie Mitchell, 1963-67 |

Season

| | |
|----|---------------------|
| 48 | Chris Cole, 2001 |
| 48 | Chris Watson, 1999 |
| 47 | Glyn Milburn, 1995 |
| 47 | Odell Barry, 1964 |
| 46 | Deltha O'Neal, 2000 |
| 46 | Vaughn Hebron, 1998 |
| 45 | Vaughn Hebron, 1996 |
| 43 | Vaughn Hebron, 1997 |
| 40 | Larry Brunson, 1980 |
| 40 | Rick Upchurch, 1975 |

Game

| | |
|---|------------------------------------|
| 8 | Luke, at Kansas City, 12/19/04 |
| 8 | Kasper, at Kansas City, 10/20/02 |
| 7 | Cole, at Oakland, 11/5/01 |
| 7 | Milburn, at Houston, 11/26/95 |
| 7 | Milburn, at L.A. Raiders, 12/11/94 |
| 7 | Bell, at Pittsburgh, 10/23/88 |
| 7 | Barry, at Kansas City, 11/1/64 |

MOST YARDS ON KICKOFF RETURNS

Career

| | |
|-------|---------------------------|
| 3,324 | Vaughn Hebron, 1996-98 |
| 2,523 | Floyd Little, 1967-75 |
| 2,355 | Rick Upchurch, 1975-83 |
| 2,250 | Glyn Milburn, 1993-95 |
| 2,218 | Ken Bell, 1986-89 |
| 2,105 | Chris Cole, 2000-03 |
| 1,856 | Odell Barry, 1964-65 |
| 1,394 | Charlie Mitchell, 1963-67 |
| 1,323 | Gene Lang, 1984-87 |
| 1,245 | Deltha O'Neal, 2002-03 |

Season

| | |
|-------|------------------------|
| 1,269 | Glyn Milburn, 1995 |
| 1,245 | Odell Barry, 1964 |
| 1,216 | Vaughn Hebron, 1998 |
| 1,138 | Chris Watson, 1999 |
| 1,127 | Chris Cole, 2001 |
| 1,102 | Deltha O'Neal, 2000 |
| 1,099 | Vaughn Hebron, 1996 |
| 1,084 | Rick Upchurch, 1975 |
| 1,009 | Vaughn Hebron, 1997 |
| 954 | Charlie Mitchell, 1963 |

Game

| | |
|-----|-----------------------------------|
| 201 | Montgomery, at San Diego, 9/24/72 |
| 197 | Upchurch, vs. Cleveland, 10/19/75 |
| 185 | Little, at Miami, 9/17/67 |
| 182 | Cole, at San Diego, 10/21/01 |
| 179 | Kasper, at Kansas City, 10/20/02 |
| 178 | Milburn, at Houston, 11/26/95 |
| 177 | Milburn, vs. San Diego, 11/19/95 |
| 162 | Cole, at Oakland, 11/5/01 |
| 161 | Hebron, at Cincinnati, 11/1/98 |
| 161 | Barry, vs. Boston, 10/4/64 |
| 161 | Frazier, vs. Kansas City, 9/7/63 |

HIGHEST AVERAGE PER KICKOFF RETURN

Career (min. 40 returns)

| | |
|-------|--------------------------------------|
| 26.28 | Abner Haynes, 1965-66 (43-1,130) |
| 25.42 | Odell Barry, 1964-65 (73-1,856) |
| 25.13 | Bill Thompson, 1969-81 (46-1,156) |
| 25.07 | Reuben Droughns, 2002-04 (46-1,153) |
| 24.81 | Vaughn Hebron, 1996-98 (134-3,324) |
| 24.79 | Rick Upchurch, 1975-83 (95-2,355) |
| 24.48 | Al Frazier, 1961-63 (44-1,077) |
| 24.26 | Floyd Little, 1967-75 (104-2,523) |
| 24.03 | Charlie Mitchell, 1963-67 (58-1,394) |

Season (min. 14 returns)

| | |
|-------|--------------------------------|
| 28.50 | Bill Thompson, 1969 (18-513) |
| 28.47 | Goldie Sellers, 1966 (19-541) |
| 28.00 | Al Frazier, 1961 (18-504) |
| 27.93 | Lonnie Perrin, 1976 (14-391) |
| 27.10 | Rick Upchurch, 1975 (40-1,084) |
| 27.00 | Glyn Milburn, 1995 (47-1,269) |
| 26.91 | Floyd Little, 1967 (35-942) |
| 26.57 | Kevin Kasper, 2001 (14-372) |
| 26.50 | Abner Haynes, 1965 (34-901) |
| 26.49 | Odell Barry, 1964 (47-1,245) |

LONGEST SCORING KICKOFF RETURN

| | |
|-----|-----------------------------------|
| 100 | Sellers, vs. Houston, 9/3/66 |
| 100 | Wilson, at Kansas City, 10/8/66 |
| 95 | Hebron, at Miami, 12/21/98 |
| 94 | Montgomery, at San Diego, 9/24/72 |
| 90 | Mitchell, at Houston, 9/14/63 |
| 90 | Frazier, vs. Boston, 12/3/61 |

INDIVIDUAL RECORDS — KICK RETURNS / INTERCEPTIONS

LONGEST NON-SCORING KICKOFF RETURN

| | |
|----|--------------------------------------|
| 89 | Little, vs. Oakland, 11/10/68 |
| 88 | Montgomery, at Oakland, 10/22/72 |
| 86 | Milburn, vs. San Diego, 11/19/95 |
| 83 | Madise, at Green Bay, 12/28/03 |
| 77 | Scott, vs. Kansas City, 10/23/66 |
| 76 | Stone, at San Diego, 10/29/61 |
| 75 | Clark, at Minnesota, 11/4/90 |
| 71 | Watson, vs. N.Y. Jets, 10/3/99 |
| 68 | Carrington, at Kansas City, 11/12/89 |
| 68 | Carmichael, at Buffalo, 9/18/60 |

INTERCEPTIONS

MOST INTERCEPTIONS

Career

| | |
|----|----------------------------------|
| 44 | Steve Foley, 1976-86 |
| 43 | Goose Gonsoulin, 1960-66 |
| 40 | Bill Thompson, 1969-81 |
| 34 | Tyrone Braxton, 1987-93, 1995-99 |
| 33 | Mike Harden, 1980-88 |
| 30 | Dennis Smith, 1981-94 |
| 26 | Louis Wright, 1975-86 |
| 24 | Steve Atwater, 1989-98 |
| 20 | Tom Jackson, 1973-86 |
| 20 | Randy Gradishar, 1974-83 |

Season

| | |
|----|-----------------------|
| 11 | Goose Gonsoulin, 1960 |
| 9 | Deltha O'Neal, 2001 |
| 9 | Tyrone Braxton, 1996 |
| 9 | Willie Brown, 1964 |
| 8 | Champ Bailey, 2005 |
| 7 | Tom Jackson, 1976 |
| 7 | Goldie Sellers, 1967 |
| 7 | Goose Gonsoulin, 1964 |
| 7 | Goose Gonsoulin, 1962 |
| 7 | Phil Nugent, 1961 |

Game

| | |
|---|--|
| 4 | O'Neal, vs. Kansas City, 10/7/01 |
| 4 | Brown, vs. N.Y. Jets, 11/15/64 |
| 4 | Gonsoulin, at Buffalo, 9/18/60 |
| 3 | Smith, vs. L.A. Raiders, 12/8/85 |
| 3 | Wilson, vs. Seattle, 11/20/83 |
| 3 | Foley, vs. San Diego, 9/27/81 |
| 3 | Rizzo, at Oakland, 10/16/77 |
| 3 | Martha, vs. Atlanta, 10/18/70 |
| 3 | Gonsoulin, vs. Kansas City, 10/11/64 |
| 2 | 60 times (last: O'Neal vs. San Diego, 10/6/02) |

MOST INTERCEPTIONS BY A ROOKIE

Season

| | |
|----|-----------------------|
| 11 | Goose Gonsoulin, 1960 |
| 7 | Phil Nugent, 1961 |
| 4 | Calvin Jones, 1973 |
| 4 | Charlie Greer, 1968 |
| 4 | Jack Lentz, 1967 |

Game

| | |
|---|--------------------------------|
| 4 | Gonsoulin, at Buffalo, 9/18/60 |
|---|--------------------------------|

MOST YARDS ON INTERCEPTION RETURNS

Career

| | |
|-----|----------------------------------|
| 784 | Bill Thompson, 1969-81 |
| 643 | Mike Harden, 1980-88 |
| 622 | Steve Foley, 1976-86 |
| 614 | Tyrone Braxton, 1987-93, 1995-99 |
| 542 | Goose Gonsoulin, 1960-66 |
| 431 | Dennis Smith, 1981-94 |
| 408 | Steve Atwater, 1989-98 |
| 360 | Louis Wright, 1975-86 |
| 340 | Tom Jackson, 1973-86 |
| 335 | Randy Gradishar, 1974-83 |

Season

| | |
|-----|-----------------------|
| 179 | Mike Harden, 1986 |
| 153 | Nemiah Wilson, 1967 |
| 140 | Willie Brown, 1964 |
| 139 | Champ Bailey, 2005 |
| 136 | Tom Jackson, 1976 |
| 133 | Bob Zeman, 1962 |
| 128 | Tyrone Braxton, 1996 |
| 128 | Bernard Jackson, 1978 |
| 128 | Louis Wright, 1977 |
| 127 | Mike Harden, 1983 |

Game

| | |
|-----|-------------------------------------|
| 105 | Crockett, at Oakland, 9/20/98 |
| 93 | Gradishar, at Cleveland, 10/5/80 |
| 91 | Brown, vs. N.Y. Jets, 11/15/64 |
| 80 | Williams, Da., at Oakland, 11/13/05 |
| 79 | Spencer, vs. Seattle, 12/10/00 |
| 76 | Hayward, at New Orleans, 11/21/04 |
| 73 | Jackson, vs. Baltimore, 11/27/77 |
| 72 | Braxton, vs. Oakland, 11/22/98 |
| 70 | Wilson, vs. Kansas City, 12/17/67 |
| 70 | Moore, at Boston, 11/20/64 |
| 69 | O'Neal, vs. Kansas City, 10/7/01 |
| 69 | Braxton, vs. Tampa Bay, 9/15/96 |

MOST YARDS ON INTERCEPTION RETURNS BY A ROOKIE

Season

| | |
|-----|------------------------|
| 118 | Nemiah Wilson, 1965 |
| 108 | Darrent Williams, 2005 |
| 105 | Kevin Clark, 1987 |
| 98 | Goose Gonsoulin, 1960 |
| 92 | Bill Thompson, 1969 |

Game

| | |
|----|-------------------------------------|
| 80 | Williams, Da., at Oakland, 11/13/05 |
| 65 | Smith, at Chicago, 12/20/81 |
| 65 | Wilson, vs. San Diego, 11/7/65 |
| 62 | Robbins, at Cleveland, 9/16/84 |
| 57 | Thompson, vs. Houston, 11/16/69 |

HIGHEST INTERCEPTION RETURN AVERAGE

Career (min. 10 returns)

| | |
|-------|--|
| 23.73 | Wymon Henderson, 1989-92 (11-261) |
| 19.60 | Bill Thompson, 1969-81 (40-784) |
| 19.48 | Mike Harden, 1980-88 (33-643) |
| 18.32 | Tyrone Braxton, 1987-93, '95-99 (34-614) |
| 17.60 | Jim McMillin, 1960-62, '64-65 (10-176) |
| 17.55 | Randy Robbins, 1984-91 (11-193) |
| 17.00 | Steve Atwater, 1989-98 (24-408) |
| 17.00 | Tom Jackson, 1973-86 (20-340) |
| 16.75 | Randy Gradishar, 1974-83 (20-335) |
| 14.37 | Dennis Smith, 1981-94 (30-431) |

MOST CONSECUTIVE GAMES WITH INTERCEPTION

| | |
|---|-----------------------------------|
| 5 | Champ Bailey, 2005 (gms. 9-13) |
| 4 | Tyrone Braxton, 1996 (gms. 12-15) |
| 3 | many times (last: Braxton, 1996) |

MOST INTERCEPTIONS RETURNED FOR TOUCHDOWN

Career

| | |
|---|--------------------------|
| 4 | Tyrone Braxton, 1987-93 |
| 4 | Mike Harden, 1980-88 |
| 3 | Randy Gradishar, 1974-83 |
| 3 | Bill Thompson, 1969-81 |
| 3 | Nemiah Wilson, 1965-67 |

Season

| | |
|---|---------------------|
| 2 | Champ Bailey, 2005 |
| 2 | Deltha O'Neal, 2002 |
| 2 | Jimmy Spencer, 2000 |
| 2 | Mike Harden, 1986 |
| 2 | John Rowser, 1976 |
| 2 | Nemiah Wilson, 1967 |

Game

| | |
|---|---|
| 1 | 69 times (last: Bailey at Dallas, 11/24/05) |
|---|---|

INDIVIDUAL RECORDS — INTERCEPTIONS / SAFETIES / FUMBLES

MOST INTERCEPTIONS RETURNED FOR TOUCHDOWN BY A ROOKIE

| Season | |
|--------|------------------------|
| 1 | Darrent Williams, 2005 |
| 1 | Randy Robbins, 1984 |
| 1 | George Burrell, 1969 |
| 1 | Bill Thompson, 1969 |
| 1 | John Bramlett, 1965 |
| 1 | Nemiah Wilson, 1965 |
| 1 | John McGeever, 1962 |

LONGEST SCORING INTERCEPTION RETURN

| | |
|----|-------------------------------------|
| 93 | Gradishar, at Cleveland, 10/5/80 |
| 80 | Williams, Da., at Oakland, 11/13/05 |
| 80 | Crockett, at Oakland, 9/20/98 |
| 79 | Spencer, vs. Seattle, 12/10/00 |
| 73 | Jackson, vs. Baltimore, 11/27/77 |
| 70 | Wilson, vs. Kansas City, 12/17/67 |
| 69 | Braxton, vs. Tampa Bay, 9/15/96 |
| 65 | Bailey, at Dallas, 11/24/05 |
| 65 | Wilson, vs. San Diego, 11/7/65 |
| 64 | Gonsoulin, vs. Oakland, 10/5/62 |

LONGEST NON-SCORING INTERCEPTION RETURN

| | |
|----|--|
| 76 | Hayward, at New Orleans, 11/21/04 |
| 72 | Braxton, vs. Oakland, 11/22/98 |
| 70 | Moore, at Boston, 11/20/64 |
| 68 | Atwater, vs. San Diego, 9/12/93 |
| 65 | Smith, at Chicago, 12/20/81 |
| 65 | Foley (23), lateral to Gradishar (10), lateral to Wright (32), vs. N.Y. Giants, 11/21/76 |
| 65 | Alliston, at Buffalo, 9/18/60 |
| 63 | Mecklenburg, at Detroit, 10/7/84 |
| 59 | Wright, vs. Baltimore, 11/27/77 |
| 56 | Wright, vs. Dallas, 10/5/86 |

ALL INTERCEPTION RETURNS FOR TDs

| | |
|----------|--------------------------------|
| 11/24/05 | Bailey, at Dallas (65 yards) |
| 11/13/05 | Williams, Da., at Oakland (80) |
| 9/18/05 | Bailey, vs. San Diego (25) |
| 11/28/04 | Johnson, E., vs. Oakland (32) |
| 11/21/04 | Wilson, at New Orleans (7) |
| 9/7/03 | Gold, at Cincinnati (12) |
| 11/17/02 | O'Neal, at Seattle (22) |
| 10/6/02 | O'Neal, vs. San Diego (28) |
| 10/28/01 | Walker, vs. New England (39) |
| 12/10/00 | Spencer, vs. Seattle (79) |
| 11/19/00 | Spencer, at Seattle (21) |
| 10/15/00 | Jenkins, vs. Cleveland (36) |
| 9/24/00 | Crockett, vs. Kansas City (26) |
| 9/4/00 | Buckley, at St. Louis (32) |
| 11/7/99 | Romanowski, at San Diego (18) |
| 9/27/98 | Gordon, at Washington (55) |
| 9/20/98 | Crockett, at Oakland (80) |
| 11/30/97 | Atwater, at San Diego (22) |
| 11/9/97 | Braxton, vs. Carolina (27) |
| 10/26/97 | Traylor, at Buffalo (62) |
| 10/6/97 | Mobley, vs. New England (13) |
| 9/7/97 | Gordon, at Seattle (32) |
| 9/15/96 | Braxton, vs. Tampa Bay (69) |
| 10/10/93 | Croel, at Green Bay (22) |
| 11/8/92 | Henderson, vs. N.Y. Jets (46) |
| 11/17/91 | Dimry, at Kansas City (26) |
| 9/1/91 | Braxton, vs. Cincinnati (52) |
| 11/22/90 | Henderson, at Detroit (49) |
| 9/10/89 | Braxton, vs. Kansas City (34) |
| 9/10/89 | Robbins, vs. Kansas City (18) |
| 12/27/87 | Hunley, vs. San Diego (52) |
| 12/6/87 | Haynes, vs. New England (14) |
| 11/2/86 | Harden, at L.A. Raiders (40) |
| 9/21/86 | Harden, at Philadelphia (32) |
| 12/1/85 | Harden, at Pittsburgh (42) |
| 12/15/84 | Foley, at Seattle (40) |
| 10/7/84 | Woodard, at Detroit (27) |
| 9/23/84 | Harden, vs. Kansas City (45) |
| 9/16/84 | Robbins, at Cleveland (62) |

| | |
|----------|--|
| 11/23/80 | Latimer, vs. Seattle (15) |
| 10/5/80 | Gradishar, at Cleveland (93) |
| 11/5/78 | T. Jackson, vs. N.Y. Jets (28) |
| 11/27/77 | T. Jackson, vs. Baltimore (73) |
| 10/16/77 | Wright, at Oakland (18) |
| 11/14/76 | Jackson, at San Diego (46) |
| 11/7/76 | Rowser, vs. Tampa Bay (32) |
| 11/7/76 | Gradishar, vs. Tampa Bay (31) |
| 9/19/76 | Rowser, vs. N.Y. Jets (41) |
| 9/29/75 | Gradishar, vs. Green Bay (44) |
| 10/13/74 | Thompson, vs. New Orleans (38) |
| 10/28/73 | Mitchell, at N.Y. Jets (40) |
| 10/14/73 | Thompson, at Houston (59) |
| 10/24/71 | Forsberg, at Cleveland (40) |
| 12/7/69 | Burrell, at Miami (38) |
| 11/16/69 | Thompson, vs. Houston (57) |
| 12/17/67 | Wilson, vs. Kansas City (70) |
| 10/22/67 | Wilson, vs. San Diego (40) |
| 9/3/67 | Sellers, vs. Boston (24) |
| 11/14/65 | Bramlett, at Houston (25) |
| 11/7/65 | Wilson, vs. San Diego (65) |
| 10/17/65 | Griffin, vs. Houston (44) |
| 11/1/64 | Janik, at Kansas City (22) |
| 10/6/63 | Gonsoulin, vs. San Diego (43) |
| 11/22/62 | McMillin, vs. N.Y. Titans (59) (48 after lateral from McDaniel) |
| 10/5/62 | McGeever, vs. Oakland (48) |
| 10/5/62 | Gonsoulin, vs. Oakland (64) |
| 9/30/62 | Zeman, at N.Y. Titans (30) |
| 10/2/60 | Yelverton, vs. Oakland (20) |
| 9/18/60 | Pyeatt, at Buffalo (40) |

SAFETIES

MOST SAFETIES

| Career | |
|--------|---|
| 3 | Rulon Jones, 1980-88 |
| 1 | 17 players (last: D. Veal, at S.D., 12/31/05) |

Note: Denver has totaled 9 team safeties

| Season | |
|--------|---|
| 1 | 20 times (last: D. Veal, at S.D., 12/31/05) |

FUMBLE RETURNS

LONGEST SCORING FUMBLE RETURN

| | |
|----|--|
| 88 | Swenson, at San Fran., 11/18/79 |
| 86 | Wright, at Buffalo, 12/2/79 (78 after lateral from Gradishar) |
| 80 | Thompson, vs. Oakland, 10/22/73 |
| 69 | McFadin, vs. N.Y. Titans, 11/4/84 |
| 64 | Smith, vs. New England, 11/4/84 |
| 54 | Brooks, vs. L.A. Raiders, 9/6/92 |
| 51 | Williams, vs. Cincinnati, 9/21/97 |
| 50 | Crockett, at Kansas City, 12/17/95 |
| 48 | Cooke, at Kansas City, 11/1/64 |
| 43 | Jones, vs. Cleveland, 9/26/76 |

NON-INTERCEPTION RETURNS FOR TOUCHDOWNS

| | |
|----------|------------------------------------|
| 9/22/02 | McGlockton (F), vs. Buffalo (24) |
| 12/17/00 | Suttle (FKO), at Kansas City (0) |
| 11/13/00 | Gold (BP), vs. Oakland (12) |
| 9/17/00 | Pryce (F), at Oakland (28) |
| 12/19/99 | Cadrez (F), vs. Seattle (37) |
| 12/21/98 | Smith (F), at Miami (0) |
| 11/2/97 | Johnson (FKO), vs. Seattle (6) |
| 9/21/97 | Williams (F), vs. Cincinnati (51) |
| 12/17/95 | Crockett (F), at Kansas City (50) |
| 11/21/93 | Russell (F), vs. Pittsburgh (0) |
| 9/6/92 | Brooks (F), vs. L.A. Raiders (54) |
| 11/24/91 | Powers (F), at Seattle (22) |
| 9/23/90 | Mecklenburg (F), vs. Seattle (2) |
| 12/16/89 | Mecklenburg (F), at Phoenix (23) |
| 11/12/89 | Kragen (F), at Kansas City (17) |
| 11/16/86 | Townsend (F), vs. Kansas City (7) |
| 9/7/86 | Woodard (F), vs. L.A. Raiders (12) |
| 11/17/85 | Wright (BFG), vs. San Diego (60) |

INDIVIDUAL RECORDS — RETURNS / SACKS / SCORING

NON-INTERCEPTION RETURNS FOR TOUCHDOWNS, CONT.

| | |
|----------|------------------------------------|
| 11/4/84 | Smith (F), vs. New England (64) |
| 10/15/84 | Wright (F), vs. Green Bay (27) |
| 10/15/84 | Foley (F), vs. Green Bay (22) |
| 10/7/84 | Jones (F), at Detroit (5) |
| 11/13/83 | Chavous (F), at L.A. Raiders (0) |
| 9/14/80 | Thompson (F), vs. Dallas (32) |
| 12/2/79 | Wright (F*), at Buffalo (86) |
| 11/18/79 | Swenson (F), at San Francisco (88) |
| 11/11/79 | Nairne (BP), vs. New England (22) |
| 11/11/79 | Carter (F), vs. New England (2) |
| 10/14/79 | Thompson (F*), at Kansas City (2) |
| 12/3/78 | Gradishar (F), at Oakland (30) |
| 11/5/78 | Thompson (F), vs. N.Y. Jets (4) |
| 11/7/76 | Poltl (F***), vs. Tampa Bay (26) |
| 9/26/76 | Jones (F), vs. Cleveland (43) |
| 11/23/75 | Smith (F), at Atlanta (38) |
| 9/21/75 | Dolbin (F), vs. Kansas City (2) |
| 10/22/73 | Thompson (F), vs. Oakland (80) |
| 11/27/66 | Bramlett (BFG), vs. San Diego (86) |
| 10/17/65 | Griffin (BP), vs. Houston (10) |
| 9/24/65 | Bramlett (F), at Boston (0) |
| 11/8/64 | McMillin (F), vs. San Diego (0) |
| 11/1/64 | Cooke (F), at Kansas City (46) |
| 10/13/63 | McFadin (F), vs. Houston (6) |
| 12/9/62 | McMillin (F), at Dallas (9) |
| 11/22/62 | McFadin (F), vs. N.Y. Titans (69) |
| 12/10/61 | Gavin (BP), at Dallas (23) |

F=fumble; FKO=fumble on kickoff; BP=blocked punt; BFG=blocked field goal; *lateral from Gradishar; **lateral from Swenson; ***lateral from Swenson.

SACKS

NOTE: SACKS BECAME AN OFFICIAL STATISTIC TRACKED BY THE NFL IN 1982. BRONCOS SACK TOTALS BEFORE 1982 DERIVED FROM PLAY-BY-PLAY ANALYSIS.

MOST SACKS

| Career | |
|--------|---------------------------|
| 97.5 | Simon Fletcher, 1985-95 |
| 79.0 | Karl Mecklenburg, 1983-94 |
| 75.0 | Barney Chavous, 1973-85 |
| 73.5 | Rulon Jones, 1980-88 |
| 64.5 | Lyle Alzado, 1971-78 |
| 64.0 | Trevor Pryce, 1997-2005 |
| 55.5 | Paul Smith, 1968-78 |
| 44.0 | Tom Jackson, 1973-86 |
| 43.0 | Rich Jackson, 1967-72 |
| 37.5 | Dave Costa, 1967-71 |

| Season | |
|--------|------------------------|
| 16.0 | Simon Fletcher, 1992 |
| 13.5 | Simon Fletcher, 1993 |
| 13.5 | Simon Fletcher, 1991 |
| 13.5 | Rulon Jones, 1986 |
| 13.0 | Trevor Pryce, 1999 |
| 13.0 | Alfred Williams, 1996 |
| 13.0 | Karl Mecklenburg, 1985 |
| 13.0 | Lyle Alzado, 1974 |
| 12.5 | Rich Jackson, 1969 |
| 12.0 | Trevor Pryce, 2000 |
| 12.0 | Simon Fletcher, 1989 |
| 12.0 | Paul Smith, 1971 |

Game

| | |
|---|--|
| 4 | Rich Jackson, at Cincinnati, 10/19/69 |
| 4 | Dave Costa, at Buffalo, 9/7/70 |
| 4 | Barney Chavous, at Seattle, 12/21/80 |
| 4 | Simon Fletcher, at San Diego, 11/11/90 |
| 4 | Karl Mecklenburg, at Pittsburgh, 12/1/85 |
| 4 | Karl Mecklenburg, vs. New Orleans, 9/15/85 |

MOST SACKS BY A ROOKIE

| Season | |
|--------|----------------------|
| 11.5 | Rulon Jones, 1980 |
| 10.0 | Mike Croel, 1991 |
| 8.0 | Lyle Alzado, 1971 |
| 6.5 | Shane Dronett, 1992 |
| 6.0 | Barney Chavous, 1973 |

Game

| | |
|-----|------------------------------|
| 3.0 | Jones, vs. Oakland, 12/14/80 |
|-----|------------------------------|

MOST MULTI-SACK GAMES

Career

| | |
|----|---------------------------|
| 20 | Simon Fletcher, 1985-95 |
| 16 | Barney Chavous, 1973-85 |
| 15 | Paul Smith, 1968-78 |
| 13 | Lyle Alzado, 1971-78 |
| 12 | Trevor Pryce, 1997-05 |
| 11 | Karl Mecklenburg, 1983-94 |
| 11 | Rulon Jones, 1980-88 |
| 10 | Rich Jackson, 1967-72 |
| 9 | Dave Costa, 1967-71 |
| 8 | Tom Jackson, 1973-86 |

MOST CONSECUTIVE GAMES WITH SACK

| | |
|-----|-------------------------------------|
| *10 | Fletcher (games 10-16 '92; 1-3 '93) |
| 8 | Fletcher (games 9-16, 1991) |
| 7 | Alzado (games 9-14 '74; gm. 1 '75) |
| 6 | Chavous (games 7-12, '74) |
| 6 | Jones (games 4-9, '85) |
| 6 | Jones (games 3-8, '86) |

* - NFL Record

SCORING

MOST TOUCHDOWNS SCORED

Career

| | |
|----|---|
| 68 | Rod Smith, 1995-2005 (1 rush, 65 rec., 2 ret.) |
| 65 | Terrell Davis, 1995-2002 (60 rush, 5 rec.) |
| 55 | Shannon Sharpe, 1990-98, '02-03 (55 rec.) |
| 54 | Floyd Little, 1967-75 (43 rush, 9 rec., 2 ret.) |
| 48 | Sammy Winder, 1982-90 (39 rush, 9 rec.) |
| 46 | Ed McCaffrey, 1995-2003 (46 rec.) |
| 45 | Haven Moses, 1972-81 (1 rush, 44 rec.) |
| 44 | Riley Odoms, 1972-83 (2 rush, 41 rec., 1 ret.) |
| 44 | Lionel Taylor, 1960-66 (44 rec.) |
| 41 | Mike Anderson, 2000-05 (36 rush, 5 rec.) |

Season

| | |
|----|--|
| 23 | Terrell Davis, 1998 (21 rush, 2 rec.) |
| 17 | Clinton Portis, 2002 (15 rush, 2 rec.) |
| 15 | Mike Anderson, 2000 (15 rush) |
| 15 | Terrell Davis, 1997 (15 rush) |
| 15 | Terrell Davis, 1996 (13 rush, 2 rec.) |
| 14 | Clinton Portis, 2003 (14 rush) |
| 14 | Anthony Miller, 1995 (14 rec.) |
| 14 | Sammy Winder, 1986 (9 rush, 5 rec.) |
| 13 | Mike Anderson, 2005 (12 rush, 1 rec.) |
| 13 | Steve Watson, 1981 (13 rec.) |
| 13 | Floyd Little, 1973 (12 rush, 1 rec.) |
| 13 | Floyd Little, 1972 (9 rush, 4 rec.) |

Game

| | |
|---|--|
| 5 | Clinton Portis, vs. Kansas City, 12/7/03 |
| 4 | Clinton Portis, vs. Kansas City, 12/15/02 |
| 4 | Mike Anderson, at New Orleans, 12/3/00 |
| 3 | 27 times (last: Bell at San Diego, 12/31/05) |

MOST TDs SCORED BY A ROOKIE

Season

| | |
|----|--|
| 17 | Clinton Portis, 2002 (15 rush, 2 pass) |
| 15 | Mike Anderson, 2000 (15 rush) |
| 10 | Jon Keyworth, 1974 (10 rush) |
| 8 | Terrell Davis, 1995 (7 rush, 1 rec.) |
| 8 | Bobby Humphrey, 1989 (7 rush, 1 rec.) |

Game

| | |
|---|--|
| 4 | Portis, vs. Kansas City, 12/15/02 (3 rush, 1 rec.) |
| 4 | Anderson, at New Orleans, 12/3/00 (4 rush) |
| 3 | Davis, vs. Washington, 9/17/95 (2 rush, 1 rec.) |
| 3 | Keyworth, vs. Kansas City, 11/18/74 (3 rush) |

MOST CONSECUTIVE GAMES SCORING, NON-KICKER

| | |
|---|---|
| 8 | Davis, 1998 |
| 6 | Taylor, 1960-61; Denson, '69; Little, '72; V. Johnson, '87; Davis, '97-98 |

INDIVIDUAL RECORDS — SCORING / KICKING

MOST POINTS SCORED

Career

| | |
|-------|---------------------------------|
| 1,557 | Jason Elam, 1993-2005 |
| 742 | Jim Turner, 1971-79 |
| 655 | Rich Karlis, 1982-88 |
| 429 | David Treadwell, 1989-92 |
| 410 | Rod Smith, 1995-2005 |
| 408 | Gene Mingo, 1960-64 |
| 396 | Terrell Davis, 1995-2001 |
| 336 | Shannon Sharpe, 1990-98, '02-03 |
| 324 | Floyd Little, 1967-75 |
| 288 | Sammy Winder, 1982-90 |

Season

| | |
|-----|-----------------------|
| 138 | Terrell Davis, 1998 |
| 137 | Gene Mingo, 1962 |
| 132 | Jason Elam, 1995 |
| 129 | Jason Elam, 2004 |
| 127 | Jason Elam, 1998 |
| 124 | Jason Elam, 2001 |
| 124 | Jason Elam, 1997 |
| 123 | Gene Mingo, 1960 |
| 120 | Jason Elam, 2003 |
| 120 | Jason Elam, 2002 |
| 120 | David Treadwell, 1989 |

Game

| | |
|----|--|
| 30 | Portis, vs. Kansas City, 12/7/03 |
| 24 | Portis, vs. Kansas City, 12/15/02 |
| 24 | Anderson, at New Orleans, 12/3/00 |
| 21 | Mingo, at L.A. Chargers, 12/10/60 |
| 20 | Scarpitto, at Buffalo, 12/18/66 |
| 20 | Mingo, vs. San Diego, 10/6/63 |
| 19 | Mingo, vs. Oakland, 10/5/62 |
| 18 | 31 times (last: Bell at San Diego, 12/31/05) |

MOST POINTS SCORED BY A ROOKIE

Season

| | |
|-----|-----------------------|
| 123 | Gene Mingo, 1960 |
| 120 | David Treadwell, 1989 |
| 119 | Jason Elam, 1993 |
| 102 | Clinton Portis, 2002 |
| 92 | Mike Anderson, 2000 |

Game

| | |
|----|-----------------------------------|
| 24 | Portis, vs. Kansas City, 12/15/02 |
| 24 | Anderson, at New Orleans, 12/3/00 |
| 21 | Mingo, at L.A. Chargers, 12/10/60 |

KICKING

MOST PAT ATTEMPTS

Career

| | |
|-----|--------------------------|
| 537 | Jason Elam, 1993-2005 |
| 301 | Jim Turner, 1971-79 |
| 254 | Rich Karlis, 1982-88 |
| 136 | David Treadwell, 1989-92 |
| 126 | Gene Mingo, 1960-64 |
| 95 | Bobby Howfield, 1968-70 |
| 70 | Fred Steinfert, 1979-81 |
| 58 | Gary Kroner, 1965-67 |
| 20 | Bob Humphreys, 1967-68 |
| 16 | Jack Hill, 1961 |

Season

| | |
|----|-------------------|
| 58 | Jason Elam, 1998 |
| 49 | Jason Elam, 2000 |
| 46 | Jason Elam, 1997 |
| 46 | Jason Elam, 1996 |
| 45 | Rich Karlis, 1986 |
| 44 | Jason Elam, 2005 |
| 44 | Rich Karlis, 1985 |
| 43 | Jason Elam, 2002 |
| 42 | Jason Elam, 2004 |
| 42 | Jason Elam, 1993 |

Game

| | |
|---|----------------------------------|
| 7 | Elam, vs. Philadelphia, 10/30/05 |
| 6 | Elam, vs. Kansas City, 12/7/03 |
| 6 | Elam, vs. Dallas, 9/13/98 |

| | |
|---|---|
| 6 | Elam, vs. Baltimore, 10/20/96 |
| 6 | Treadwell, vs. Cincinnati, 9/1/91 |
| 6 | Karlis, vs. Minnesota, 11/18/84 |
| 6 | Steinfert, vs. San Diego, 9/27/81 |
| 6 | Turner, (6 times: vs. New England, 11/11/79; vs. Tampa Bay, 11/7/76; vs. Cleveland, 9/26/76; vs. N.Y. Jets, 9/19/76; at Houston, 10/14/73; vs. New England, 12/17/72) |

MOST PATS MADE

Career

| | |
|-----|--------------------------|
| 534 | Jason Elam, 1993-2005 |
| 283 | Jim Turner, 1971-79 |
| 244 | Rich Karlis, 1982-88 |
| 132 | David Treadwell, 1989-92 |
| 120 | Gene Mingo, 1960-64 |
| 93 | Bobby Howfield, 1968-70 |
| 68 | Fred Steinfert, 1979-81 |
| 57 | Gary Kroner, 1965-67 |
| 19 | Bob Humphreys, 1967-68 |
| 16 | Jack Hill, 1961 |

Season

| | |
|----|-------------------|
| 58 | Jason Elam, 1998 |
| 49 | Jason Elam, 2000 |
| 46 | Jason Elam, 1997 |
| 46 | Jason Elam, 1996 |
| 44 | Rich Karlis, 1986 |
| 43 | Jason Elam, 2005 |
| 42 | Jason Elam, 2004 |
| 42 | Jason Elam, 2002 |
| 41 | Jason Elam, 1993 |
| 41 | Rich Karlis, 1985 |

Game

| | |
|---|-----------------------------------|
| 7 | Elam, vs. Philadelphia, 10/30/05 |
| 6 | Elam, vs. Kansas City, 12/7/03 |
| 6 | Elam, vs. Dallas, 9/13/98 |
| 6 | Elam, vs. Baltimore, 10/20/96 |
| 6 | Treadwell, vs. Cincinnati, 9/1/91 |
| 6 | Karlis, vs. Minnesota, 11/18/84 |
| 6 | Steinfert, vs. San Diego, 9/27/81 |
| 6 | Turner, New England, 11/11/79 |
| 6 | Turner, vs. Tampa Bay, 11/7/76 |
| 6 | Turner, at Houston, 10/14/73 |
| 6 | Turner, vs. New England, 12/17/72 |

MOST PATS MADE BY A ROOKIE

Season

| | |
|----|-----------------------|
| 41 | Jason Elam, 1993 |
| 39 | David Treadwell, 1989 |
| 33 | Gene Mingo, 1960 |
| 30 | Bobby Howfield, 1968 |

HIGHEST PAT PERCENTAGE

Career (min. 30 attempts)

| | |
|-------|------------------------------------|
| *.994 | Jason Elam, 1993-2005 (534-537) |
| .983 | Gary Kroner, 1965-67 (57-58) |
| .979 | Bobby Howfield, 1968-70 (93-95) |
| .971 | Fred Steinfert, 1979-81 (68-70) |
| .971 | David Treadwell, 1989-92 (132-136) |
| .961 | Rich Karlis, 1982-88 (244-254) |
| .952 | Gene Mingo, 1960-64 (120-126) |
| .940 | Jim Turner, 1971-79 (283-301) |

* - NFL Record

Season (min. 14 attempts)

| | |
|-------|---|
| 1.000 | 20 times (last by Jason Elam, 2004 (42-42)) |
|-------|---|

MOST CONSECUTIVE PATS MADE

| | |
|------|---------------------------------------|
| *371 | Jason Elam (9th gm. in '93-11th '02) |
| 131 | Jason Elam (11th gm. in '02-13th '05) |
| 82 | Rich Karlis (5th gm. '86-9th '88) |
| 82 | Jim Turner (1st gm. '71-9th '73) |

* - NFL Record

INDIVIDUAL / TEAM RECORDS — KICKING / SCORING / MISC.

MOST FIELD GOALS ATTEMPTED

Career

| | |
|-----|--------------------------|
| 430 | Jason Elam, 1993-2005 |
| 232 | Jim Turner, 1971-79 |
| 193 | Rich Karlis, 1982-88 |
| 127 | David Treadwell, 1989-92 |
| 119 | Gene Mingo, 1960-64 |
| 79 | Bobby Howfield, 1968-70 |
| 64 | Fred Steinfert, 1979-81 |
| 56 | Gary Kroner, 1965-67 |

Season

| | |
|----|-----------------------|
| 39 | Gene Mingo, 1962 |
| 38 | Jason Elam, 1995 |
| 38 | Rich Karlis, 1985 |
| 38 | Jim Turner, 1971 |
| 37 | Jason Elam, 1994 |
| 36 | Jason Elam, 2002 |
| 36 | Jason Elam, 2001 |
| 36 | Jason Elam, 1999 |
| 36 | Jason Elam, 1997 |
| 36 | David Treadwell, 1991 |
| 36 | Rich Karlis, 1988 |

Game

| | |
|---|---|
| 7 | Karlis, at San Diego, 10/2/88 |
| 7 | Mingo, vs. San Diego, 10/6/63 |
| 6 | Elam, at Kansas City, 11/16/97 |
| 6 | Elam, vs. Buffalo, 9/3/95 |
| 6 | Steinfert, vs. Oakland, 9/6/81 |
| 6 | Kroner, vs. Houston, 10/2/66 |
| 6 | Guesman, vs. Oakland, 11/29/64 |
| 5 | 17 times (last: Elam vs. Miami, 10/13/02) |

MOST FIELD GOALS MADE

Career

| | |
|-----|--------------------------|
| 341 | Jason Elam, 1993-2005 |
| 151 | Jim Turner, 1971-79 |
| 137 | Rich Karlis, 1982-88 |
| 99 | David Treadwell, 1989-92 |
| 72 | Gene Mingo, 1960-64 |
| 43 | Fred Steinfert, 1979-81 |
| 40 | Bobby Howfield, 1968-70 |
| 29 | Gary Kroner, 1965-67 |

Season

| | |
|----|-----------------------|
| 31 | Jason Elam, 2001 |
| 31 | Jason Elam, 1995 |
| 30 | Jason Elam, 1994 |
| 29 | Jason Elam, 2004 |
| 29 | Jason Elam, 1999 |
| 27 | Jason Elam, 2003 |
| 27 | David Treadwell, 1991 |
| 27 | David Treadwell, 1989 |
| 27 | Gene Mingo, 1962 |
| 26 | Jason Elam, 2002 |
| 26 | Jason Elam, 1997 |
| 26 | Jason Elam, 1993 |
| 26 | Fred Steinfert, 1980 |

Game

| | |
|---|--|
| 5 | Elam, vs. Miami, 10/13/02 |
| 5 | Elam, at Kansas City, 11/16/97 |
| 5 | Elam, vs. Buffalo, 9/3/95 |
| 5 | Karlis, vs. Seattle, 11/20/83 |
| 5 | Mingo, vs. San Diego, 10/6/63 |
| 4 | 23 times (last: Elam vs. Indianapolis, 1/2/05) |

MOST FIELD GOALS MADE BY A ROOKIE

Season

| | |
|----|-----------------------|
| 27 | David Treadwell, 1989 |
| 26 | Jason Elam, 1993 |
| 18 | Gene Mingo, 1960 |
| 9 | Bobby Howfield, 1968 |

Game

| | |
|---|--------------------------------|
| 4 | Elam, at N.Y. Jets, 9/5/93 |
| 4 | Treadwell, at Buffalo, 9/18/89 |

HIGHEST FIELD GOAL PERCENTAGE

Career (min. 20 attempts)

| | |
|------|-----------------------------------|
| .793 | Jason Elam, 1993-2005 (341-430) |
| .780 | David Treadwell, 1989-92 (99-127) |
| .710 | Rich Karlis, 1982-88 (137-193) |
| .672 | Fred Steinfert, 1979-81 (43-64) |
| .651 | Jim Turner, 1971-79 (151-232) |
| .605 | Gene Mingo, 1960-64 (72-119) |
| .518 | Gary Kroner, 1965-67 (29-56) |
| .506 | Bobby Howfield, 1968-70 (40-79) |

Season (min. 10 attempts)

| | |
|------|-------------------------------|
| .871 | Jason Elam, 2003 (27-31) |
| .861 | Jason Elam, 2001 (31-36) |
| .853 | Jason Elam, 2004 (29-34) |
| .852 | Jason Elam, 1998 (23-27) |
| .846 | Rich Karlis, 1982 (11-13) |
| .840 | Rich Karlis, 1983 (21-25) |
| .833 | David Treadwell, 1992 (20-24) |
| .818 | David Treadwell, 1989 (27-33) |
| .816 | Jason Elam, 1995 (31-38) |
| .811 | Jason Elam, 1994 (30-37) |

HIGHEST FIELD GOAL PERCENTAGE BY A ROOKIE

Season (min. 20 attempts)

| | |
|------|-------------------------------|
| .818 | David Treadwell, 1989 (27-33) |
| .743 | Jason Elam, 1993 (26-35) |
| .640 | Gene Mingo, 1960 (18-28) |
| .500 | Bobby Howfield, 1968 (9-18) |

LONGEST FIELD GOALS

| | |
|-----|-------------------------------------|
| 63* | Elam, vs. Jacksonville, 10/25/98 |
| 57 | Steinfert, vs. Washington, 10/13/80 |
| 56 | Elam, at Houston, 11/26/95 |
| 55 | Elam, vs. Miami, 10/13/02 |
| 55 | Elam, at San Diego, 11/7/99 |
| 55 | Steinfert, at Seattle, 12/21/80 |
| 55 | Steinfert, vs. Dallas, 9/14/80 |
| 54 | Elam, vs. Arizona, 12/29/02 |
| 54 | Elam, at San Diego, 12/1/02 |
| 54 | Elam, at San Diego, 10/23/94 |
| 54 | Elam, vs. San Diego, 9/12/93 |

* - NFL record (tie)

MOST CONSECUTIVE GAMES WITH FIELD GOAL

| | |
|----|---|
| 16 | Jason Elam (12th in '02 - 11th in '03) |
| 15 | Rich Karlis (13th in '84 - 11th in '85) |
| 13 | Jason Elam (6th in '01 - 2nd in '02) |

MOST CONSECUTIVE FIELD GOALS MADE

| | |
|----|--|
| 19 | Jason Elam (last 1 in '97 - first 18 in '98) |
| 13 | Rich Karlis (last 4 in '84 - first 9 in '85) |
| 11 | Jason Elam (last 7 in '03 - first 4 in '04) |
| 11 | Jason Elam (last 8 in '94 - first 3 in '95) |
| 11 | David Treadwell (13th - 23rd in '89) |
| 11 | David Treadwell (first 11 in '89) |

MOST CONSECUTIVE GAMES SCORING

| | |
|-----|--------------------------|
| 204 | Jason Elam, 1993-current |
| 69 | Rich Karlis, 1984-88 |

CHAMPIONSHIPS

SUPER BOWL

| | |
|---|-------------------------------|
| 2 | 1997, 1998 (XXXII and XXXIII) |
|---|-------------------------------|

AMERICAN FOOTBALL CONFERENCE

| | |
|---|------------------------------------|
| 6 | 1977, 1986, 1987, 1989, 1997, 1998 |
|---|------------------------------------|

AFC WESTERN DIVISION

| | |
|----|--|
| 10 | 1977, 1978, 1984, 1986, 1987, 1989, 1991, 1996, 1998, 2005 |
|----|--|

PLAYOFF BERTHS

| | |
|----|--|
| 17 | 1977, 1978, 1979, 1983, 1984, 1986, 1987, 1989, 1991, 1993, 1996, 1997, 1998, 2000, 2003, 2004, 2005 |
|----|--|

TEAM RECORDS — STREAKS

STREAKS

MOST WINS, ONE SEASON

| | |
|----|------|
| 14 | 1998 |
| 13 | 2005 |
| 13 | 1996 |
| 13 | 1984 |
| 12 | 1997 |
| 12 | 1991 |
| 12 | 1977 |
| 11 | 2000 |
| 11 | 1989 |
| 11 | 1986 |
| 11 | 1985 |

MOST CONSECUTIVE WINS

| | |
|----|---|
| 14 | 1997-98 (last one of '97, first 13 of '98) |
| 10 | 1984 (games 3-12) |
| 9 | 1996 (games 5-13) |
| 8 | 1985-1986 (last two of '85, first 6 of '86) |
| 8 | 1976-1977 (last two of '76, first 6 of '77) |
| 6 | 2000 (games 9-14) |
| 6 | 1997 (games 1-6) |
| 6 | 1991-92 (last four of '91, first 2 of '92) |
| 6 | 1977 (games 1-6) |

MOST CONSECUTIVE GAMES WITHOUT LOSS

| | |
|----|---|
| 14 | 1997-98 (last one of '97, first 13 of '98) |
| 10 | 1984 (games 3-12) |
| 9 | 1996 (games 5-13) |
| 8 | 1985-1986 (last two of '85, first six of '86) |
| 8 | 1976-1977 (last two of '76, first six of '77) |
| 7 | 1973 (games 5-11) |
| 6 | 2000 (games 9-14) |
| 6 | 1997 (games 1-6) |
| 6 | 1991-92 (last four of '91, first two of '92) |
| 6 | 1977 (games 1-6) |

MOST CONSECUTIVE HOME WINS

| | |
|----|---------------------------|
| 24 | 9/1/96 through 12/27/98 |
| 12 | 10/16/83 through 11/18/84 |
| 10 | 12/12/04 through Present |
| 9 | 10/16/88 through 10/15/89 |
| 8 | 12/1/91 through 11/15/92 |
| 8 | 9/6/81 through 12/13/81 |
| 7 | 12/16/90 through 11/3/91 |
| 7 | 11/6/77 through 10/16/78 |
| 6 | 10/15/00 through 9/10/01 |
| 6 | 10/12/87 through 12/27/87 |
| 6 | 11/7/76 through 10/9/77 |

MOST CONSECUTIVE ROAD WINS

| | |
|---|--------------------------|
| 7 | 12/12/76 through 12/4/77 |
| 6 | 9/20/98 through 11/29/98 |
| 5 | 12/1/85 through 10/12/86 |
| 5 | 9/16/84 through 11/11/84 |
| 4 | 9/29/96 through 11/24/96 |

MOST CONSECUTIVE PRESEASON WINS

| | |
|---|-------------------------|
| 9 | 8/22/81 through 8/20/83 |
| 7 | 8/14/76 through 8/20/77 |
| 6 | 9/4/99 through 8/11/01 |

MOST CONSECUTIVE PRESEASON HOME WINS

| | |
|----|-------------------------|
| 10 | 7/26/97 through 8/31/01 |
| 6 | 8/22/81 through 8/20/83 |

MOST CONSECUTIVE PRESEASON ROAD WINS

| | |
|---|-------------------------|
| 4 | 8/10/02 through 8/16/03 |
|---|-------------------------|

MOST CONSECUTIVE POSTSEASON WINS

| | |
|---|--------------------------|
| 7 | 12/27/97 through 1/31/99 |
| 2 | 1/7/90 through 1/14/90 |
| 2 | 1/10/88 through 1/17/88 |
| 2 | 1/4/87 through 1/11/87 |
| 2 | 12/24/77 through 1/1/78 |

MOST CONSECUTIVE POSTSEASON HOME WINS

| | |
|---|----------------------------|
| 6 | (1/4/87 through 1/4/92) |
| 4 | (12/27/97 through 1/14/06) |

MOST CONSECUTIVE POSTSEASON ROAD WINS

| | |
|---|--------------------------|
| 2 | (1/4/98 through 1/11/98) |
|---|--------------------------|

MOST CONSECUTIVE LOSSES

| | |
|----|---------------------------|
| 11 | 11/3/63 through 10/4/64 |
| 9 | 9/10/67 through 11/12/67 |
| 7 | 11/21/65 through 9/25/66 |
| 7 | 11/11/62 through 9/14/63 |
| 7 | 10/29/61 through 12/10/61 |

MOST CONSECUTIVE GAMES WITHOUT WIN

| | |
|----|---------------------------|
| 14 | 10/13/63 through 10/4/64 |
| 9 | 9/10/67 through 11/12/67 |
| 8 | 11/29/70 through 10/10/71 |
| 8 | 10/30/60 through 12/17/60 |
| 7 | 11/11/62 through 9/14/63 |
| 7 | 10/29/61 through 12/10/61 |

MOST CONSECUTIVE HOME LOSSES

| | |
|---|--------------------------|
| 7 | 9/24/67 through 9/29/68 |
| 6 | 10/13/63 through 10/4/64 |
| 5 | 11/21/82 through 9/25/83 |
| 5 | 11/7/65 through 9/25/66 |
| 5 | 10/28/62 through 9/7/63 |

MOST CONSECUTIVE HOME GAMES WITHOUT WIN

| | |
|---|--------------------------|
| 7 | 9/24/67 through 9/29/68 |
| 7 | 11/1/70 through 10/10/71 |
| 6 | 10/13/63 through 10/4/64 |
| 5 | 11/21/82 through 9/25/83 |
| 5 | 11/7/65 through 9/25/66 |
| 5 | 10/28/62 through 9/7/63 |

MOST CONSECUTIVE ROAD LOSSES

| | |
|----|---------------------------|
| 12 | 11/9/63 through 9/11/65 |
| 6 | 10/12/92 through 12/27/92 |
| 6 | 11/4/90 through 9/8/91 |
| 6 | 12/11/66 through 10/29/67 |
| 6 | 12/5/65 through 10/30/66 |
| 6 | 9/16/61 through 12/10/61 |

MOST CONSECUTIVE ROAD GAMES WITHOUT WIN

| | |
|----|---------------------------|
| 17 | 12/2/62 through 9/11/65 |
| 6 | 10/12/92 through 12/27/92 |
| 6 | 11/4/90 through 9/8/91 |
| 6 | 12/11/66 through 10/29/67 |
| 6 | 12/5/65 through 10/30/66 |
| 6 | 9/16/61 through 12/10/61 |

MOST CONSECUTIVE PRESEASON LOSSES

| | |
|---|-------------------------|
| 6 | 8/5/60 through 8/12/61 |
| 6 | 8/17/68 through 8/16/69 |
| 5 | 8/25/61 through 8/18/62 |
| 5 | 8/21/65 through 8/12/66 |
| 4 | 8/23/63 through 8/14/64 |

MOST CONSECUTIVE PRESEASON HOME LOSSES

| | |
|---|-------------------------|
| 4 | 8/7/65 through 8/28/66 |
| 3 | 8/17/68 through 8/16/69 |

MOST CONSECUTIVE PRESEASON ROAD LOSSES

| | |
|---|-------------------------|
| 7 | 8/25/90 through 8/16/93 |
| 6 | 8/5/60 through 8/12/61 |
| 6 | 8/30/68 through 8/29/70 |

TEAM RECORDS — SCORING / KICKING / OFFENSE

SCORING

MOST POINTS SCORED

Season

| | |
|-----|------|
| 501 | 1998 |
| 485 | 2000 |
| 472 | 1997 |
| 395 | 2005 |
| 392 | 2002 |
| 391 | 1996 |
| 388 | 1995 |
| 381 | 2004 |
| 381 | 2003 |
| 380 | 1985 |

Game

| | |
|----|----------------------------|
| 50 | vs. San Diego, 10/6/63 |
| 49 | vs. Philadelphia, 10/30/05 |
| 48 | vs. Tampa Bay, 11/7/76 |
| 48 | at Houston, 10/14/73 |
| 46 | vs. N.Y. Jets, 9/19/76 |
| 45 | vs. Kansas City, 12/7/03 |
| 45 | vs. Baltimore, 10/20/96 |
| 45 | vs. Cincinnati, 9/1/91 |
| 45 | vs. New England, 11/11/79 |
| 45 | vs. New England, 12/17/72 |
| 45 | vs. N.Y. Titans, 11/22/62 |

LARGEST MARGIN OF VICTORY

| | |
|----|-----------------------------------|
| 43 | vs. N.Y. Jets, 9/19/76 (46-3) |
| 37 | at Phoenix, 12/16/89 (37-0) |
| 37 | vs. Oakland, 10/5/62 (44-7) |
| 35 | vs. San Diego, 12/21/97 (38-3) |
| 35 | vs. New England, 11/11/79 (45-10) |
| 35 | vs. Tampa Bay, 11/7/76 (48-13) |
| 34 | vs. Cleveland, 10/15/00 (44-10) |
| 34 | vs. Carolina, 11/9/97 (34-0) |
| 34 | at New England, 10/8/95 (37-3) |
| 34 | vs. Detroit, 11/1/87 (34-0) |

MOST POINTS, ONE HALF

| | |
|----|------------------------------------|
| 38 | vs. Seattle, 11/26/89 (first) |
| 38 | vs. New England, 11/11/79 (first) |
| 38 | vs. Tampa Bay, 11/7/76 (second) |
| 35 | vs. Philadelphia, 10/4/98 (first) |
| 35 | vs. Dallas, 9/13/98 (first) |
| 35 | vs. Minnesota, 11/18/84 (first) |
| 34 | vs. Atlanta, 9/10/00 (first) |
| 33 | vs. San Diego, 10/6/63 (second) |
| 32 | vs. N.Y. Titans, 11/22/62 (second) |
| 31 | vs. N.Y. Jets, 9/1/96 (first) |
| 31 | vs. Kansas City, 11/16/86 (first) |

MOST POINTS, ONE QUARTER

| | |
|----|-------------------------------------|
| 28 | vs. Philadelphia, 10/4/98 (first) |
| 26 | at N.Y. Jets, 12/3/67 (second) |
| 24 | vs. Jacksonville, 10/25/98 (second) |
| 24 | vs. San Diego, 12/21/97 (second) |
| 24 | vs. N.Y. Jets, 9/1/96 (second) |
| 24 | vs. Washington, 9/17/95 (second) |
| 24 | vs. Seattle, 11/26/89 (second) |
| 24 | vs. New England, 11/11/79 (first) |
| 24 | vs. Tampa Bay, 11/7/76 (fourth) |
| 24 | vs. San Diego, 10/6/63 (fourth) |
| 24 | vs. Buffalo, 11/27/60 (fourth) |

MOST TOUCHDOWNS SCORED

Season

| | |
|----|----------------------|
| 62 | 1998 |
| 58 | 2000 |
| 55 | 1997 |
| 47 | 1996 |
| 46 | 2005 |
| 45 | 2002 |
| 45 | 1987 |
| 45 | 1986 |
| 45 | 1985 |
| 42 | 5 times (last: 2004) |

Game

| | |
|---|---|
| 7 | vs. Philadelphia, 10/30/05 |
| 6 | 14 times (last: vs. Kansas City, 12/7/03) |

FEWEST POINTS SCORED

Season

| | |
|-----|--|
| 148 | 1982 (players' strike; nine-game season) |
| 196 | 1966 |
| 203 | 1971 |
| 240 | 1964 |
| 251 | 1961 |
| 253 | 1970 |
| 254 | 1975 |
| 255 | 1968 |
| 256 | 1967 |
| 262 | 1992 |

Game (times Denver shut out: 9)

| | |
|---|---------------------------------|
| 0 | at L.A. Raiders (24-0) 11/22/92 |
| 0 | at Philadelphia (30-0) 9/20/92 |
| 0 | at New Orleans (42-0) 11/20/88 |
| 0 | at Chicago (27-0) 9/9/84 |
| 0 | at San Diego (23-0) 10/8/78 |
| 0 | at San Diego (17-0) 12/15/74 |
| 0 | at Kansas City (16-0) 12/6/70 |
| 0 | at Oakland (51-0) 9/10/67 |
| 0 | at San Diego (37-0) 10/29/61 |

KICKING

MOST FIELD GOALS MADE

Season

| | |
|----|------|
| 31 | 2001 |
| 31 | 1995 |
| 30 | 1994 |
| 29 | 2004 |
| 29 | 1999 |
| 28 | 2003 |
| 28 | 1997 |
| 27 | 1991 |
| 27 | 1989 |
| 27 | 1962 |

Game

| | |
|---|---|
| 5 | vs. Miami, 10/13/02 |
| 5 | at Kansas City, 11/16/97 |
| 5 | vs. Buffalo, 9/3/95 |
| 5 | vs. Seattle, 11/20/83 |
| 4 | 24 times (last: vs. Indianapolis, 1/2/05) |

HIGHEST PERCENTAGE ON PAT ATTEMPTS

| | |
|-------|---------------------------------|
| 1.000 | 16 times (last: 2004, 42 of 42) |
|-------|---------------------------------|

TOTAL OFFENSE

MOST TOTAL PLAYS

Season

| | |
|-------|------|
| 1,152 | 1985 |
| 1,115 | 2000 |
| 1,092 | 1996 |
| 1,077 | 1988 |
| 1,071 | 1989 |
| 1,070 | 2004 |
| 1,070 | 1987 |
| 1,068 | 1997 |
| 1,060 | 1993 |
| 1,062 | 1981 |

Game

| | |
|----|--|
| 95 | at Green Bay (at Milwaukee), 9/20/87 |
| 88 | at Seattle, 10/29/78 (OT) |
| 86 | at Chicago, 12/12/76 |
| 86 | vs. San Diego, 11/30/75 |
| 84 | vs. Oakland, 10/16/95 |
| 84 | at Kansas City, 12/4/94 |
| 84 | at L.A. Raiders, 10/28/84 (OT) |
| 84 | vs. Boston, 12/3/61 |
| 83 | vs. San Diego, 11/19/00; at Phoenix, 12/16/89; at Seattle, 12/8/79; at Houston, 12/20/64; at Houston, 11/20/60 |

TEAM RECORDS — OFFENSE / RUSHING

MOST YARDS TOTAL OFFENSE

| Season | |
|--------|------------------------------|
| 6,554 | 2000 (2,311 rush/4,243 pass) |
| 6,332 | 2004 (2,333/3,999) |
| 6,092 | 1998 (2,468/3,624) |
| 6,090 | 2002 (2,266/3,824) |
| 6,040 | 1995 (1,995/4,045) |
| 5,872 | 1997 (2,378/3,494) |
| 5,791 | 1996 (2,362/3,429) |
| 5,766 | 2005 (2,539/3,227) |
| 5,624 | 1987 (1,970/3,654) |
| 5,598 | 2003 (2,629/2,969) |

Game

| | |
|-----|--|
| 567 | vs. Atlanta, 10/31/04 (68 rush/499 pass) |
| 564 | vs. Philadelphia, 10/30/05 (255/309) |
| 548 | vs. Baltimore, 10/20/96 (222/326) |
| 543 | vs. N.Y. Jets, 9/19/76 (251/292) |
| 538 | at Seattle, 11/26/00 (301/237) |
| 536 | vs. San Diego, 11/19/00 (93/433) |
| 532 | vs. Kansas City, 11/18/74 (73/459) |
| 522 | at San Diego, 11/29/87 (175/347) |
| 515 | vs. Dallas, 9/13/98 (209/306) |
| 514 | vs. Green Bay, 10/17/99 (151/363) |

HIGHEST AVERAGE GAIN PER PLAY

| Season | |
|--------|--------------------|
| 5.92 | 2004 (1,070-6,332) |
| 5.88 | 2000 (1,115-6,554) |
| 5.85 | 1998 (1,041-6,092) |
| 5.76 | 2002 (1,057-6,090) |
| 5.70 | 1995 (1,010-5,193) |
| 5.60 | 2005 (1,030-5,766) |
| 5.50 | 1997 (1,068-5,872) |
| 5.38 | 1972 (831-4,472) |
| 5.35 | 2003 (1,047-5,598) |
| 5.30 | 1996 (1,092-5,791) |

Game

| | |
|------|-------------------------------------|
| 9.53 | vs. Dallas, 9/13/98 (54-515) |
| 8.33 | vs. Kansas City, 12/7/03 (61-508) |
| 7.83 | vs. Philadelphia, 10/30/05 (72-564) |
| 7.77 | vs. New England, 12/17/72 (62-482) |
| 7.76 | vs. Arizona, 12/29/02 (58-450) |
| 7.73 | vs. Kansas City, 9/21/75 (55-425) |
| 7.66 | vs. Atlanta, 10/31/04 (74-567) |
| 7.66 | vs. Arizona, 11/5/95 (53-406) |

FEWEST YARDS TOTAL OFFENSE

| Season | |
|--------|---|
| 2,837 | 1982 (players' strike; nine-game season) (1,018 rush/1,819 pass) |
| 2,947 | 1967 (1,265/1,682) |
| 3,168 | 1966 (1,173/1,995) |
| 3,332 | 1964 (1,311/2,021) |
| 3,811 | 1961 (1,091/2,720) |
| 3,827 | 1970 (1,802/2,025) |
| 3,906 | 1977 (2,043/1,863) |
| 3,971 | 1968 (1,614/2,357) |
| 3,995 | 1963 (1,508/2,487) |
| 4,136 | 1976 (1,932/2,204) |
| 4,158 | 1971 (2,093/2,065) |

Game

| | |
|-----|--|
| -5 | at Oakland, 9/10/67 (48 rush/-53 pass) |
| 26 | at Houston, 9/3/66 (33/-7) |
| 82 | at Philadelphia, 9/20/92 (52/30) |
| 128 | at Washington, 10/12/92 (26/102) |
| 130 | at Chicago, 9/9/84 (53/77) |
| 131 | vs. Buffalo, 12/13/64 (47/84) |
| 132 | vs. Boston, 10/4/64 (53/79) |
| 139 | at Pittsburgh, 9/4/83 (138/1) |
| 148 | at Kansas City, 12/6/70 (76/72) |
| 152 | vs. Oakland, 9/3/78 (144/8) |

RUSHING

MOST RUSHES

| Season | |
|--------|------|
| 601 | 1978 |
| 554 | 1989 |
| 543 | 2003 |
| 542 | 2005 |
| 534 | 2004 |
| 525 | 1998 |
| 525 | 1996 |
| 525 | 1979 |
| 523 | 1977 |
| 520 | 1997 |

Game

| | |
|----|---------------------------|
| 60 | vs. San Diego, 11/30/75 |
| 59 | at Kansas City, 9/24/78 |
| 59 | at Chicago, 12/12/76 |
| 57 | at Seattle, 10/29/78 (OT) |
| 57 | at Cleveland, 10/24/71 |
| 55 | vs. San Diego, 10/17/71 |
| 54 | at Indianapolis, 12/21/03 |
| 53 | at Kansas City, 11/20/77 |
| 51 | at Oakland, 10/17/04 |
| 51 | vs. Green Bay, 10/17/99 |

MOST YARDS RUSHING

| Season | |
|--------|------|
| 2,629 | 2003 |
| 2,539 | 2005 |
| 2,468 | 1998 |
| 2,451 | 1978 |
| 2,378 | 1997 |
| 2,362 | 1996 |
| 2,333 | 2004 |
| 2,311 | 2000 |
| 2,266 | 2002 |
| 2,157 | 1974 |

Game

| | |
|-----|---------------------------|
| 356 | at Chicago, 12/12/76 |
| 328 | vs. San Diego, 11/30/75 |
| 301 | at Seattle, 11/26/00 |
| 292 | at Oakland, 11/24/74 |
| 283 | at New Orleans, 12/3/00 |
| 280 | at Cleveland, 10/24/71 |
| 278 | at Seattle, 10/29/78 (OT) |
| 272 | at Cincinnati, 10/19/69 |
| 270 | vs. Kansas City, 12/7/03 |
| 260 | vs. Seattle, 12/19/99 |

HIGHEST AVERAGE GAIN PER RUSH

| Season | |
|--------|------------------|
| 4.96 | 2002 (457-2,266) |
| 4.84 | 2003 (543-2,629) |
| 4.70 | 1998 (525-2,468) |
| 4.68 | 2005 (542-2,539) |
| 4.57 | 1997 (520-2,378) |
| 4.53 | 1995 (440-1,995) |
| 4.50 | 1996 (525-2,362) |
| 4.50 | 1972 (409-1,838) |
| 4.48 | 2000 (516-2,311) |
| 4.44 | 1974 (486-2,157) |

Game (min. 10 rushes)

| | |
|------|-----------------------------------|
| 9.52 | vs. Chicago, 11/23/03 (21-200) |
| 8.44 | vs. Kansas City, 12/7/03 (32-270) |
| 8.09 | vs. Arizona, 12/29/02 (32-259) |
| 7.88 | vs. Seattle, 12/19/99 (33-260) |
| 7.73 | vs. Houston, 10/18/92 (22-170) |
| 7.66 | vs. Cincinnati, 9/21/97 (29-222) |
| 7.63 | at N.Y. Giants, 11/5/72 (24-183) |
| 7.34 | at Seattle, 11/26/00 (41-301) |
| 7.20 | at Dallas, 11/24/05 (20-144) |
| 7.17 | vs. San Diego 9/4/94 (18-129) |

TEAM RECORDS — RUSHING / PASSING

MOST RUSHING TOUCHDOWNS

| Season | |
|--------|------|
| 26 | 1998 |
| 25 | 2005 |
| 21 | 2002 |
| 21 | 2000 |
| 20 | 2003 |
| 20 | 1996 |
| 20 | 1985 |
| 20 | 1974 |
| 19 | 1994 |
| 19 | 1990 |

Game

| | |
|---|---|
| 5 | vs. Kansas City, 12/7/03 |
| 4 | 7 times (last: vs. San Francisco, 12/23/00) |

FEWEST YARDS RUSHING

| Season | |
|--------|--|
| 1,018 | 1982 (players' strike; nine-game season) |
| 1,091 | 1961 |
| 1,173 | 1966 |
| 1,195 | 1960 |
| 1,265 | 1967 |
| 1,298 | 1962 |
| 1,311 | 1964 |
| 1,470 | 1994 |
| 1,500 | 1992 |
| 1,508 | 1963 |

Game

| | |
|----|---------------------------|
| 13 | at Oakland, 10/22/72 |
| 20 | at Dallas, 12/10/61 |
| 26 | at Washington, 10/12/92 |
| 27 | at Buffalo, 9/15/62 |
| 28 | vs. New England, 11/4/84 |
| 28 | vs. Kansas City, 10/23/66 |
| 29 | vs. Oakland, 11/28/63 |
| 33 | at L.A. Raiders, 9/8/91 |
| 33 | at Houston, 12/2/62 |
| 34 | at San Diego, 11/23/69 |

PASSING

MOST PASS ATTEMPTS

| Season | |
|--------|------|
| 626 | 1994 |
| 617 | 1985 |
| 594 | 1995 |
| 581 | 1988 |
| 569 | 2000 |
| 568 | 1961 |
| 559 | 1962 |
| 554 | 2002 |
| 554 | 1999 |
| 553 | 1993 |

Game

| | |
|----|---------------------------|
| 59 | at Green Bay, 10/10/93 |
| 58 | vs. San Diego, 11/19/00 |
| 56 | at L.A. Raiders, 12/26/82 |
| 56 | at Boston, 9/21/62 |
| 56 | at Buffalo, 9/15/62 |
| 55 | vs. Atlanta, 10/31/04 |
| 55 | at Houston, 12/20/64 |
| 54 | at Baltimore, 9/30/02 |
| 54 | at N.Y. Titans, 9/24/61 |
| 54 | vs. Houston, 11/6/60 |

MOST COMPLETIONS

| Season | |
|--------|------|
| 388 | 1994 |
| 359 | 2002 |
| 354 | 2000 |
| 350 | 1995 |
| 350 | 1993 |
| 329 | 1985 |
| 327 | 1996 |

| | |
|-----|------|
| 324 | 1988 |
| 319 | 1999 |
| 312 | 2001 |

Game

| | |
|----|---------------------------|
| 36 | vs. San Diego, 11/19/00 |
| 36 | vs. San Diego, 9/4/94 |
| 35 | at Baltimore, 9/30/02 |
| 35 | at Houston, 12/20/64 |
| 34 | vs. Oakland, 11/11/02 |
| 33 | at Green Bay, 10/10/93 |
| 32 | vs. San Diego, 10/6/96 |
| 32 | vs. Kansas City, 11/18/74 |
| 31 | vs. Atlanta, 10/31/04 |
| 31 | vs. New England, 10/1/00 |
| 31 | vs. Houston, 11/6/60 |

HIGHEST COMPLETION PERCENTAGE

Season

| | |
|------|----------------|
| .648 | 2002 (359-554) |
| .633 | 1993 (350-553) |
| .622 | 2000 (354-569) |
| .620 | 1994 (388-626) |
| .611 | 2001 (312-511) |
| .610 | 1996 (327-536) |
| .600 | 2005 (279-465) |
| .596 | 1981 (289-485) |
| .591 | 1998 (290-491) |
| .589 | 1995 (350-594) |

Game (min. 10 attempts)

| | |
|------|-----------------------------------|
| .917 | at L.A. Raiders, 11/2/86 (11-12) |
| .875 | vs. San Diego, 9/27/81 (21-24) |
| .870 | vs. Kansas City, 12/10/78 (20-23) |
| .824 | at Indianapolis, 12/21/03 (14-17) |
| .808 | at Tennessee, 12/25/04 (21-26) |
| .783 | at New England, 10/27/02 (18-23) |
| .783 | vs. San Diego, 9/4/94 (36-46) |
| .783 | vs. Minnesota, 11/18/84 (18-23) |
| .780 | vs. San Diego, 10/6/96 (32-41) |

MOST YARDS PASSING (NET YARDS)

Season

| | |
|-------|------|
| 4,243 | 2000 |
| 4,045 | 1995 |
| 4,017 | 1994 |
| 3,999 | 2004 |
| 3,824 | 2002 |
| 3,768 | 1993 |
| 3,691 | 1988 |
| 3,654 | 1987 |
| 3,645 | 1985 |
| 3,624 | 1998 |

Game

| | |
|-----|---------------------------|
| 499 | vs. Atlanta, 10/31/04 |
| 459 | vs. Kansas City, 11/18/74 |
| 443 | vs. San Diego, 11/19/00 |
| 431 | vs. Oakland, 12/14/80 |
| 428 | at Buffalo, 9/15/62 |
| 396 | at Oakland, 10/22/72 |
| 385 | at Seattle, 12/20/85 |
| 384 | vs. San Diego, 9/7/62 |
| 383 | vs. Kansas City, 12/6/98 |
| 363 | at Kansas City, 10/20/02 |

FEWEST YARDS PASSING (NET YARDS)

Season

| | |
|-------|--|
| 1,682 | 1967 |
| 1,995 | 1966 |
| 1,819 | 1982 (players' strike; nine-game season) |
| 2,021 | 1964 |
| 2,025 | 1970 |
| 2,065 | 1971 |
| 2,204 | 1976 |
| 2,328 | 1974 |
| 2,357 | 1968 |
| 2,378 | 1978 |

TEAM RECORDS — PASSING

FEWEST YARDS PASSING (NET YARDS), CONT.

| Game | |
|------|--------------------------|
| -53 | at Oakland, 9/10/67 |
| -7 | at Houston, 9/3/66 |
| 1 | at Pittsburgh, 9/4/83 |
| 6 | vs. N.Y. Jets, 11/15/64 |
| 8 | vs. Oakland, 9/3/78 |
| 8 | vs. San Diego, 11/30/75 |
| 18 | at N.Y. Jets, 12/3/67 |
| 20 | at Houston, 11/14/65 |
| 30 | at Philadelphia, 9/20/92 |
| 33 | vs. San Diego, 10/7/79 |

MOST TOUCHDOWN PASSES THROWN

| Season | |
|--------|------------------|
| 32 | 1998 |
| 28 | 2000 |
| 27 | 2004 |
| 27 | 1997 |
| 27 | 1995 |
| 27 | 1993 |
| 27 | 1981 |
| 26 | 2001 |
| 26 | 1996 |
| 24 | 1988, 1987, 1960 |

| Game | |
|------|---|
| 5 | vs. San Diego, 11/19/00 |
| 5 | vs. Minnesota, 11/18/84 |
| 5 | vs. Buffalo, 10/28/62 |
| 4 | 22 times (last: vs. Philadelphia, 10/30/05) |

MOST INTERCEPTIONS THROWN

| Season | |
|--------|------|
| 45 | 1961 |
| 40 | 1962 |
| 35 | 1960 |
| 34 | 1975 |
| 32 | 1964 |
| 30 | 1966 |
| 30 | 1965 |
| 29 | 1992 |
| 28 | 1970 |
| 28 | 1963 |

| Game | |
|------|---|
| 8 | at Houston, 12/2/62 |
| 6 | vs. San Diego, 9/21/ 80 |
| 6 | vs. San Diego, 11/30/75 |
| 6 | at San Diego, 9/24/72 |
| 6 | vs. Buffalo, 11/19/61 |
| 6 | at Houston, 11/26/61 |
| 6 | at Green Bay (at Milwaukee), 9/26/71 |
| 5 | 16 times (last: vs. N.Y. Jets, 10/3/99) |

BEST INTERCEPTION AVOIDANCE PERCENTAGE

| Season | |
|--------|---------------|
| .015 | 2005 (7-465) |
| .018 | 1993 (10-553) |
| .021 | 1994 (13-626) |
| .021 | 2000 (12-569) |
| .021 | 1997 (11-513) |
| .024 | 1995 (14-594) |
| .026 | 1991 (12-459) |
| .029 | 1998 (14-491) |
| .029 | 1986 (16-549) |
| .032 | 1996 (17-536) |
| .032 | 1999 (18-554) |

HIGHEST AVERAGE GAIN PER ATTEMPT

| Season | |
|--------|------------------|
| 8.23 | 1981 (485-3,992) |
| 8.09 | 1974 (329-2,660) |
| 7.85 | 2004 (521-4,089) |
| 7.85 | 2000 (569-4,464) |
| 7.76 | 1998 (491-3,808) |
| 7.55 | 1972 (384-2,900) |
| 7.47 | 2002 (554-4,139) |

| | |
|------|------------------|
| 7.34 | 1993 (553-4,061) |
| 7.31 | 1987 (530-3,874) |
| 7.25 | 2005 (465-3,373) |

HIGHEST AVERAGE GAIN PER COMPLETION

| Season | |
|--------|------------------|
| 15.79 | 1968 (179-2,826) |
| 14.94 | 1976 (168-2,510) |
| 14.77 | 1969 (192-2,835) |
| 14.60 | 1967 (150-2,190) |
| 14.46 | 1974 (184-2,660) |
| 14.43 | 1972 (201-2,900) |
| 14.18 | 1963 (217-3,076) |
| 14.16 | 1966 (166-2,351) |
| 13.90 | 1977 (163-2,265) |
| 13.81 | 1981 (289-3,992) |

FEWEST TIMES DENVER PASSER SACKED

| Season | |
|--------|--|
| 15 | 2004 |
| 22 | 1971 |
| 23 | 2005 |
| 24 | 1982 (players' strike; nine-game season) |
| 24 | 1965 |
| 25 | 2003 |
| 25 | 1998 |
| 26 | 1995 |
| 27 | 1973 |
| 30 | 2000 |
| 30 | 1987 |

MOST TIMES DENVER PASSER SACKED

| Season | |
|--------|------|
| 63 | 1963 |
| 61 | 1981 |
| 61 | 1964 |
| 58 | 1967 |
| 55 | 1994 |
| 55 | 1983 |
| 52 | 1992 |
| 51 | 1969 |
| 50 | 1977 |
| 48 | 1978 |
| 48 | 1976 |

| Game | |
|------|--|
| 11 | vs. Oakland, 11/5/67 |
| 11 | vs. Buffalo, 12/13/64 |
| 10 | at Oakland, 10/31/76 |
| 10 | at Oakland, 12/8/75 |
| 9 | at Chicago, 10/2/83 |
| 8 | vs. Oakland, 10/30/77; vs. Boston, 10/4/64; vs. Kansas City, 10/1/72 |

MOST YARDAGE LOST ON SACKS

| Season | |
|--------|------|
| 590 | 1963 |
| 520 | 1964 |
| 508 | 1967 |
| 469 | 1968 |
| 461 | 1981 |
| 439 | 1983 |
| 402 | 1977 |
| 382 | 1992 |
| 366 | 1994 |
| 359 | 1975 |

| Game | |
|------|----------------------------|
| 95 | vs. Oakland, 11/5/67 |
| 84 | vs. Buffalo, 12/13/64 |
| 78 | vs. Kansas City, 12/14/68 |
| 78 | vs. Boston, 9/29/63 |
| 77 | at Boston, 9/21/62 |
| 74 | at Oakland, 12/8/75 |
| 72 | at L.A. Raiders, 12/26/82 |
| 71 | at Chicago, 10/2/83 |
| 67 | vs. L.A. Raiders, 10/18/93 |
| 63 | vs. Kansas City, 10/1/72 |

TEAM RECORDS — FIRST DOWNS / PUNTING

FIRST DOWNS

MOST FIRST DOWNS

| Season | |
|--------|------|
| 383 | 2000 |
| 357 | 2002 |
| 351 | 2004 |
| 347 | 1998 |
| 346 | 1994 |
| 344 | 1995 |
| 340 | 1997 |
| 339 | 1985 |
| 338 | 1988 |
| 336 | 1996 |

| Game | |
|------|---------------------------|
| 34 | vs. San Diego, 11/19/00 |
| 34 | vs. Kansas City, 11/18/74 |
| 32 | at Cincinnati, 10/22/00 |
| 31 | vs. Seattle, 12/27/98 |
| 31 | vs. Seattle, 12/1/96 |
| 31 | at San Diego, 11/ 29/87 |
| 31 | vs. Houston, 10/6/85 |
| 31 | vs. N.Y. Jets, 9/19/76 |
| 30 | at Baltimore, 9/30/02 |
| 30 | at Oakland, 12/24/95 |
| 30 | vs. San Diego, 9/4/94 |

MOST FIRST DOWNS RUSHING

| Season | |
|--------|------|
| 145 | 2005 |
| 138 | 1997 |
| 135 | 1998 |
| 134 | 1996 |
| 133 | 2003 |
| 132 | 1987 |
| 130 | 1979 |
| 129 | 1978 |
| 127 | 2004 |
| 126 | 1990 |

| Game | |
|------|---|
| 19 | at Chicago, 12/12/76 |
| 19 | vs. San Diego, 11/30/75 |
| 18 | vs. N.Y. Jets, 11/20/05 |
| 17 | at Seattle, 10/29/78 (OT) |
| 16 | at Kansas City, 10/27/85 |
| 16 | vs. N.Y. Giants, 10/26/80 |
| 16 | at Kansas City, 9/24/78 |
| 16 | at Boston, 9/24/65 |
| 15 | 5 times (last: at New Orleans, 12/3/00) |

MOST FIRST DOWNS PASSING

| Season | |
|--------|------|
| 223 | 2000 |
| 205 | 1995 |
| 202 | 1994 |
| 199 | 2002 |
| 196 | 1988 |
| 192 | 1985 |
| 187 | 1993 |
| 186 | 1998 |
| 184 | 2004 |
| 184 | 1986 |

| Game | |
|------|---------------------------|
| 25 | vs. Kansas City, 11/24/74 |
| 24 | vs. San Diego, 12/3/00 |
| 23 | at Houston, 12/20/64 |
| 22 | vs. Oakland, 12/14/80 |
| 21 | vs. Atlanta, 10/31/04 |
| 20 | at Buffalo, 9/15/62 |
| 19 | vs. New England, 10/1/00 |
| 19 | at Seattle, 12/20/85 |
| 19 | at L.A. Raiders, 12/26/82 |
| 19 | vs. San Diego, 9/27/81 |

MOST FIRST DOWNS BY PENALTY

| Season | |
|--------|------|
| 43 | 1994 |
| 41 | 1986 |
| 40 | 2004 |
| 39 | 2003 |
| 38 | 1983 |
| 36 | 2000 |
| 36 | 1988 |
| 35 | 1993 |
| 34 | 1985 |
| 34 | 1981 |

| Game | |
|------|--|
| 11 | vs. Houston, 10/6/85 |
| 7 | at Kansas City, 9/19/99 |
| 7 | at Kansas City, 11/16/98 |
| 7 | vs. L.A. Raiders, 9/7/86 |
| 6 | vs. San Francisco, 12/23/00 |
| 6 | at Kansas City, 11/16/97 |
| 6 | vs. Houston, 9/7/64 |
| 5 | 19 times (last: at San Diego, 12/5/04) |

FEWEST FIRST DOWNS

| Season | |
|--------|--|
| 170 | 1982 (players' strike; nine-game season) |
| 171 | 1966 |
| 172 | 1967 |
| 211 | 1964 |
| 217 | 1971 |
| 217 | 1970 |
| 217 | 1968 |
| 219 | 1961 |
| 223 | 1977 |
| 230 | 1963 |

| Game | |
|------|---------------------------------------|
| 0 | at Houston, 9/3/66 |
| 3 | at Oakland, 9/10/67 |
| 4 | at Philadelphia, 9/20/92 |
| 7 | at Washington, 10/12/92 |
| 7 | at Kansas City, 12/6/70 |
| 7 | vs. Buffalo, 12/13/64 |
| 8 | 6 times (last: at Tampa Bay, 9/26/99) |

PUNTING

MOST PUNTS

| Season | |
|--------|------|
| 105 | 1967 |
| 96 | 1984 |
| 96 | 1978 |
| 96 | 1969 |
| 94 | 1985 |
| 91 | 1977 |
| 89 | 1979 |
| 87 | 1983 |
| 87 | 1970 |
| 86 | 1986 |
| 86 | 1981 |

| Game | |
|------|---------------------------------------|
| 12 | at Buffalo, 10/25/81 |
| 12 | vs. Cincinnati, 10/6/68 |
| 12 | at Oakland, 9/10/67 |
| 11 | vs. Seattle, 10/20/85 |
| 11 | at Seattle, 11/30/92 |
| 10 | 7 times (last: at Baltimore, 9/11/83) |

FEWEST PUNTS

| Season | |
|--------|--|
| 45 | 1982 (players' strike; nine-game season) |
| 54 | 1995 |
| 55 | 2002 |
| 60 | 1997 |
| 60 | 1990 |
| 60 | 1972 |

TEAM RECORDS — PUNTING / RETURNS

FEWEST PUNTS, SEASON, CONT.

| | |
|-------------|--|
| 60 | 1962 |
| 62 | 2000 |
| 63 | 1975 |
| 65 | 1987 |
| Game | |
| 0 | vs. San Diego, 11/16/03 |
| 0 | at Minnesota 11/4/90 |
| 0 | vs. Dallas, 10/8/61 |
| 1 | 17 times (last: at Indianapolis, 12/21/03) |

HIGHEST PUNTING AVERAGE

| | |
|---------------|--|
| Season | |
| 46.5 | 1999 (84-3,908) |
| 46.2 | 1998 (67-3,097) |
| 45.2 | 1966 (77-2,878) |
| 45.1 | 1973 (69-3,114) |
| 45.0 | 1982 (players' strike; nine-game season) |
| | (45-2,026) |
| 44.9 | 1967 (105-4,713) |
| 44.7 | 2001 (82-3,668) |
| 44.4 | 1993 (68-3,017) |
| 44.3 | 1963 (81-3,595) |
| 43.9 | 1980 (70-3,075) |

Game (min. 4 punts)

| | |
|------|-----------------------------------|
| 57.2 | vs. L.A. Raiders, 9/26/88 (5-286) |
| 56.6 | vs. Seattle, 11/24/84 (5-283) |
| 56.0 | vs. San Diego, 12/16/90 (5-280) |
| 55.0 | at New England, 10/27/91 (5-275) |
| 54.4 | at Oakland, 9/20/98 (5-272) |
| 54.3 | at Arizona, 9/23/01 (4-217) |
| 54.3 | vs. Minnesota, 10/31/99 (4-217) |
| 54.2 | at Oakland, 10/10/99 (5-271) |
| 53.8 | vs. San Diego, 10/22/67 (8-430) |
| 53.5 | vs. N.Y. Jets, 11/17/63 (6-321) |

LOWEST PUNTING AVERAGE

| | |
|---------------|-----------------|
| Season | |
| 35.1 | 1976 (84-2,945) |
| 36.4 | 1978 (96-3,494) |
| 37.3 | 1960 (70-2,610) |
| 39.0 | 2002 (55-2,145) |
| 39.2 | 1977 (91-3,563) |
| 39.3 | 1986 (86-3,376) |
| 39.4 | 1961 (80-3,149) |
| 39.6 | 2000 (62-2,455) |
| 39.9 | 1989 (80-3,188) |
| 39.9 | 1975 (63-2,515) |

HIGHEST NET PUNTING AVERAGE (SINCE 1976)

| | |
|---------------|--|
| Season | |
| 38.5 | 1990 (60-2,313) |
| 38.1 | 1997 (60-2,283) |
| 37.9 | 1988 (68-2,574) |
| 37.8 | 1982 (players' strike; nine-game season) |
| | (45-1,699) |
| 38.0 | 2005 (73-2,771) |
| 37.7 | 1992 (85-3,203) |
| 37.6 | 1998 (67-2,516) |
| 37.3 | 1995 (54-2,012) |
| 37.1 | 1994 (76-2,823) |
| 37.1 | 1993 (68-2,520) |

Game (min. 4 punts)

| | |
|------|------------------------------------|
| 52.8 | vs. L.A. Raiders, 9/26/88 (5-264) |
| 52.3 | vs. San Diego, 11/11/01 (6-314) |
| 52.3 | at Houston, 12/4/77 (4-209) |
| 48.3 | vs. San Francisco, 9/19/82 (6-290) |
| 47.0 | vs. Seattle, 11/25/84 (5-235) |
| 46.9 | vs. New England, 10/16/05 (7-328) |
| 46.8 | vs. Pittsburgh, 10/12/03 (6-281) |
| 46.0 | vs. St. Louis, 9/14/97 (4-184) |
| 46.0 | vs. San Diego, 11/9/86 (4-184) |
| 45.9 | at Kansas City, 12/4/94 (7-321) |

PUNT RETURNS

MOST PUNT RETURNS

| | |
|---------------|------|
| Season | |
| 63 | 1970 |
| 58 | 1977 |
| 54 | 1999 |
| 53 | 1988 |
| 51 | 1981 |
| 51 | 1978 |
| 51 | 1976 |
| 49 | 1996 |
| 48 | 1987 |
| 48 | 1986 |

Game

| | |
|---|-------------------------------------|
| 8 | vs. San Diego, 12/27/87 |
| 8 | vs. Baltimore, 10/22/78 |
| 8 | vs. San Diego, 11/30/75 |
| 8 | at Kansas City, 10/6/74 |
| 8 | at Buffalo, 9/20/70 |
| 7 | 8 times (last: vs. Miami, 12/12/04) |

MOST PUNT RETURN YARDS

| | |
|---------------|------|
| Season | |
| 712 | 1977 |
| 640 | 1976 |
| 583 | 1996 |
| 582 | 1978 |
| 556 | 1970 |
| 555 | 1997 |
| 552 | 1986 |
| 486 | 1987 |
| 474 | 1974 |
| 470 | 1975 |

Game

| | |
|-----|-----------------------------|
| 168 | vs. Carolina, 11/9/97 |
| 167 | vs. Pittsburgh, 11/6/77 |
| 150 | vs. San Diego, 12/27/88 |
| 128 | San Francisco, 9/19/82 |
| 126 | at N.Y. Jets, 12/3/67 |
| 125 | vs. Cleveland, 9/26/76 |
| 121 | vs. St. Louis Rams, 9/14/97 |
| 121 | at Buffalo, 9/20/70 |
| 116 | at Houston, 11/14/65 |
| 113 | vs. N.Y. Jets, 11/17/63 |

HIGHEST PUNT RETURN AVERAGE

| | |
|---------------|--|
| Season | |
| 14.5 | 1982 (players' strike; nine-game season) |
| | (21-305) |
| 13.5 | 1997 (41-555) |
| 13.5 | 1967 (26-351) |
| 13.1 | 2001 (31-405) |
| 12.9 | 1963 (30-387) |
| 12.5 | 1976 (51-640) |
| 12.3 | 1977 (58-712) |
| 12.2 | 1969 (37-450) |
| 11.9 | 1996 (49-583) |
| 11.5 | 1995 (31-358) |

KICKOFF RETURNS

MOST KICKOFF RETURNS

| | |
|---------------|------|
| Season | |
| 78 | 1963 |
| 76 | 1964 |
| 75 | 1994 |
| 71 | 1965 |
| 67 | 2001 |
| 67 | 1960 |
| 66 | 2000 |
| 66 | 1990 |
| 66 | 1961 |
| 63 | 1999 |

TEAM RECORDS — KICKOFF RETURNS / FUMBLES

MOST KICKOFF RETURNS, CONT.

| | |
|-------------|---------------------------|
| Game | |
| 10 | at Indianapolis, 10/31/88 |
| 10 | vs. Boston, 10/4/64 |
| 10 | at San Diego, 12/22/63 |
| 9 | at Kansas City, 12/18/83 |
| 9 | at Boston, 10/18/63 |
| 9 | vs. Kansas City, 9/7/63 |

MOST KICKOFF RETURN YARDS

| | |
|---------------|------|
| Season | |
| 1,801 | 1963 |
| 1,758 | 1964 |
| 1,731 | 1965 |
| 1,576 | 2001 |
| 1,558 | 1966 |
| 1,547 | 1960 |
| 1,523 | 1994 |
| 1,518 | 1967 |
| 1,501 | 1961 |
| 1,477 | 2000 |

Game

| | |
|-----|---------------------------|
| 295 | vs. Boston, 10/4/64 |
| 289 | vs. Kansas City, 9/7/63 |
| 238 | at Kansas City, 10/8/63 |
| 219 | at Indianapolis, 10/31/88 |
| 217 | at San Diego, 10/29/61 |
| 215 | at Houston, 9/3/66 |
| 215 | at San Diego, 10/29/61 |

HIGHEST KICKOFF RETURN AVERAGE

| | |
|---------------|-----------------|
| Season | |
| 26.9 | 1966 (58-1,588) |
| 25.3 | 1967 (60-1,518) |
| 24.5 | 1975 (59-1,446) |
| 24.4 | 1965 (71-1,731) |
| 24.2 | 1998 (58-1,402) |
| 23.9 | 1996 (50-1,195) |
| 23.6 | 1969 (56-1,323) |
| 23.5 | 2001 (67-1,576) |
| 23.5 | 2002 (62-1,456) |
| 23.4 | 1976 (46-1,075) |

FUMBLES

MOST BRONCOS FUMBLES

| | |
|---------------|------|
| Season | |
| 40 | 1961 |
| 36 | 1984 |
| 36 | 1966 |
| 35 | 1979 |
| 34 | 1988 |
| 34 | 1983 |
| 34 | 1963 |
| 33 | 1999 |
| 32 | 1960 |
| 31 | 1991 |

Game

| | |
|---|--|
| 6 | vs. Washington, 11/18/01 |
| 6 | vs. Philadelphia, 11/29/89 |
| 6 | vs. Cleveland, 10/19/75 |
| 6 | at Boston, 11/6/66 |
| 6 | vs. L.A. Chargers, 10/16/60 |
| 5 | 12 times (last: vs. Oakland, 10/16/95) |

MOST BRONCOS FUMBLES LOST

| | |
|---------------|------|
| Season | |
| 23 | 1961 |
| 19 | 1983 |
| 18 | 1994 |
| 18 | 1993 |
| 18 | 1981 |
| 18 | 1979 |
| 17 | 1987 |
| 17 | 1984 |

| | |
|----|--|
| 17 | 1982 (players' strike; nine-game season) |
| 17 | 1978 |
| 17 | 1966 |
| 17 | 1960 |

Game

| | |
|---|---|
| 5 | vs. Cleveland, 10/19/75 |
| 5 | vs. Chicago, 9/30/73 |
| 4 | 8 times (last: at Indianapolis, 10/31/88) |

FEWEST BRONCOS FUMBLES

| | |
|---------------|----------------------|
| Season | |
| 15 | 1969 |
| 17 | 1998 |
| 19 | 2005 |
| 21 | 2002 |
| 21 | 1973 |
| 23 | 1976 |
| 23 | 1974 |
| 23 | 1970 |
| 24 | 6 times (last: 2004) |

FEWEST BRONCOS FUMBLES LOST

| | |
|---------------|------|
| Season | |
| 6 | 2003 |
| 6 | 1998 |
| 7 | 2002 |
| 8 | 2001 |
| 8 | 1985 |
| 8 | 1969 |
| 8 | 1964 |
| 9 | 2005 |
| 9 | 2004 |
| 9 | 1973 |

MOST OPPONENT FUMBLES

| | |
|---------------|------|
| Season | |
| 46 | 1983 |
| 44 | 1984 |
| 43 | 1989 |
| 40 | 1964 |
| 37 | 1975 |
| 36 | 1990 |
| 36 | 1981 |
| 36 | 1971 |
| 35 | 1987 |
| 35 | 1970 |
| 35 | 1966 |

Game

| | |
|---|--|
| 7 | vs. Green Bay, 10/15/84 |
| 7 | vs. Seattle, 11/20/83 |
| 7 | at Oakland, 10/4/81 |
| 7 | vs. Buffalo, 12/13/64 |
| 6 | 9 times (last: vs. Washington, 11/18/01) |

MOST OPPONENT FUMBLES RECOVERED

| | |
|---------------|------|
| Season | |
| 24 | 1984 |
| 23 | 1981 |
| 22 | 1989 |
| 21 | 1964 |
| 20 | 1983 |
| 20 | 1971 |
| 20 | 1963 |
| 19 | 1987 |
| 19 | 1979 |
| 19 | 1962 |

Game

| | |
|---|---------------------------------|
| 6 | at Buffalo, 12/2/79 |
| 5 | at Boston, 11/6/66 |
| 5 | vs. Buffalo, 12/13/64 |
| 5 | at Oakland, 10/14/62 |
| 4 | 12 (last: at Oakland, 11/30/03) |

TEAM RECORDS — FUMBLES / TURNOVERS / PENALTIES

FEWEST OPPONENT FUMBLES

| Season | |
|--------|--|
| 17 | 1982 (players' strike; nine-game season) |
| 20 | 1995 |
| 22 | 1985 |
| 22 | 1974 |
| 23 | 2002 |
| 23 | 1988 |
| 23 | 1976 |
| 23 | 1967 |
| 24 | 2004 |
| 24 | 1994 |
| 24 | 1969 |
| 24 | 1968 |

FEWEST OPPONENT FUMBLES RECOVERED

| Season | |
|--------|--|
| 7 | 1982 (players' strike; nine-game season) |
| 8 | 2004 |
| 9 | 1996 |
| 10 | 1991 |
| 11 | 2003 |
| 11 | 1999 |
| 11 | 1998 |
| 11 | 1974 |
| 12 | 1985 |
| 12 | 1980 |
| 12 | 1972 |
| 12 | 1968 |

TURNOVERS

MOST TAKEAWAYS

| Season | |
|--------|------------------------|
| 55 | 1984 (31 INT / 24 FUM) |
| 53 | 1964 (32 INT / 21 FUM) |
| 47 | 1987 (28 INT / 19 FUM) |
| 47 | 1983 (27 INT / 20 FUM) |
| 46 | 1981 (23 INT / 23 FUM) |
| 46 | 1962 (27 INT / 19 FUM) |
| 44 | 2000 (27 INT / 17 FUM) |
| 44 | 1978 (31 INT / 13 FUM) |
| 44 | 1960 (27 INT / 17 FUM) |
| 43 | 1989 (21 INT / 22 FUM) |

FEWEST TAKEAWAYS

| Season | |
|--------|---|
| 19 | 1982 (12 INT / 7 FUM) (players' strike; nine-game season) |
| 20 | 2004 (12 INT / 8 FUM) |
| 20 | 2003 (9 INT / 11 FUM) |
| 21 | 1995 (8 INT / 13 FUM) |
| 22 | 2002 (9 INT / 13 FUM) |
| 22 | 1972 (10 INT / 12 FUM) |
| 25 | 1990 (10 INT / 15 FUM) |
| 26 | 1999 (15 INT / 11 FUM) |
| 26 | 1994 (12 INT / 14 FUM) |
| 28 | 1980 (16 INT / 12 FUM) |
| 28 | 1969 (14 INT / 14 FUM) |

MOST GIVEAWAYS

| Season | |
|--------|------------------------|
| 68 | 1961 (45 INT / 23 FUM) |
| 54 | 1962 (40 INT / 14 FUM) |
| 52 | 1960 (35 INT / 17 FUM) |
| 48 | 1975 (34 INT / 14 FUM) |
| 47 | 1966 (30 INT / 17 FUM) |
| 46 | 1965 (30 INT / 16 FUM) |
| 43 | 1992 (29 INT / 14 FUM) |
| 43 | 1963 (28 INT / 15 FUM) |
| 41 | 1983 (22 INT / 19 FUM) |
| 41 | 1979 (23 INT / 18 FUM) |
| 41 | 1970 (28 INT / 13 FUM) |

FEWEST GIVEAWAYS

| Season | |
|--------|------------------------|
| 16 | 2005 (7 INT / 9 FUM) |
| 20 | 1998 (14 INT / 6 FUM) |
| 21 | 1997 (11 INT / 10 FUM) |

| | |
|----|------------------------|
| 24 | 2003 (18 INT / 6 FUM) |
| 25 | 2000 (12 INT / 13 FUM) |
| 25 | 1991 (12 INT / 13 FUM) |
| 27 | 2002 (20 INT / 7 FUM) |
| 27 | 2001 (19 INT / 8 FUM) |
| 27 | 1977 (12 INT / 15 FUM) |
| 28 | 1999 (18 INT / 10 FUM) |
| 28 | 1993 (10 INT / 18 FUM) |

CONSECUTIVE GAMES WITHOUT A GIVEAWAY

| | |
|-----|------------------------|
| *4 | 2005 (3rd through 6th) |
| * - | ties NFL Record |

HIGHEST TAKEAWAY/GIVEAWAY RATIO (1960-2005)

| Season | |
|--------|--------------|
| +21 | 1984 (55/34) |
| +20 | 2005 (36/16) |
| +19 | 2000 (44/25) |
| +13 | 1964 (53/40) |
| +12 | 1977 (39/27) |
| +11 | 1989 (43/32) |
| +11 | 1987 (47/36) |
| +11 | 1967 (41/30) |
| +10 | 2001 (37/27) |
| +10 | 1998 (30/20) |
| +10 | 1997 (31/21) |
| +10 | 1978 (44/34) |
| +8 | 1991 (33/25) |
| +7 | 1981 (46/39) |
| +6 | 1986 (35/29) |
| +6 | 1983 (47/41) |
| +5 | 1985 (36/31) |
| +3 | 1993 (31/28) |
| +3 | 1976 (37/34) |
| +3 | 1974 (33/30) |
| +1 | 1971 (40/39) |
| 0 | 1996 (32/32) |
| 0 | 1973 (29/29) |
| -2 | 1999 (26/28) |
| -3 | 1979 (38/41) |
| -3 | 1969 (28/31) |
| -4 | 2003 (20/24) |
| -5 | 2002 (22/27) |
| -5 | 1994 (26/31) |
| -5 | 1988 (29/34) |
| -7 | 1990 (25/32) |
| -7 | 1965 (39/46) |
| -8 | 1968 (32/40) |
| -8 | 1963 (35/43) |
| -8 | 1962 (46/54) |
| -8 | 1960 (44/52) |
| -9 | 2004 (20/29) |
| -9 | 1995 (21/30) |
| -9 | 1980 (28/37) |
| -9 | 1970 (32/41) |
| -12 | 1992 (31/43) |
| -12 | 1972 (22/34) |
| -16 | 1975 (32/48) |
| -16 | 1966 (31/47) |
| -17 | 1982 (19/36) |
| -28 | 1961 (40/68) |

PENALTIES

MOST PENALTIES

| Season | |
|--------|------|
| 132 | 1978 |
| 116 | 1997 |
| 116 | 1979 |
| 115 | 1998 |
| 114 | 1999 |
| 112 | 1993 |
| 109 | 1996 |
| 109 | 1995 |
| 108 | 1990 |
| 107 | 2003 |

TEAM RECORDS — PENALTIES / DEFENSE

MOST PENALTIES, CONT.

| Game | |
|------|--------------------------------------|
| 15 | vs. Tampa Bay, 11/7/76 |
| 14 | at Kansas City, 9/20/93 |
| 14 | vs. Oakland, 10/17/76 |
| 14 | at N.Y. Jets, 10/28/73 |
| 13 | at San Diego 9/24/95 |
| 13 | at Green Bay, 10/10/93 |
| 13 | at Seattle, 11/30/92 |
| 12 | 9 times (last: at Seattle, 10/14/01) |

MOST YARDS PENALIZED

| Season | |
|--------|------|
| 1,092 | 1978 |
| 1,023 | 1998 |
| 1,006 | 1997 |
| 1,006 | 1979 |
| 986 | 1976 |
| 949 | 1996 |
| 922 | 2003 |
| 917 | 2001 |
| 910 | 1986 |
| 899 | 1980 |

Game

| | |
|-----|---------------------------|
| 160 | vs. Tampa Bay, 11/7/76 |
| 148 | at Seattle, 10/14/01 |
| 146 | at Kansas City, 12/16/01 |
| 134 | vs. Pittsburgh, 11/6/77 |
| 132 | at Oakland, 10/17/76 |
| 130 | vs. N.Y. Titans, 11/22/62 |
| 128 | at Minnesota, 10/26/87 |
| 128 | at Seattle, 12/8/79 |
| 124 | vs. Cleveland, 12/14/03 |
| 123 | at N.Y. Jets, 10/28/73 |
| 123 | at Oakland, 11/9/69 |

FEWEST PENALTIES

| Season | |
|--------|--|
| 48 | 1967 |
| 54 | 1982 (players' strike; nine-game season) |
| 54 | 1960 |
| 60 | 1961 |
| 64 | 1962 |
| 65 | 1963 |
| 66 | 1966 |
| 67 | 1971 |
| 69 | 1965 |
| 73 | 1968 |

Game

| | |
|---|--|
| 0 | at Chicago, 12/18/93 |
| 0 | vs. Kansas City, 12/16/67 |
| 1 | 14 times (last: vs. Seattle, 11/13/94) |

FEWEST YARDS PENALIZED

| Season | |
|--------|--|
| 501 | 1960 |
| 512 | 1967 |
| 516 | 1982 (players' strike; nine-game season) |
| 548 | 1963 |
| 560 | 1961 |
| 594 | 1989 |
| 613 | 1962 |
| 632 | 1974 |
| 636 | 1984 |
| 677 | 1985 |

Game

| | |
|---|---------------------------|
| 0 | at Chicago, 12/18/93 |
| 0 | vs. Kansas City, 12/17/67 |
| 0 | at Boston, 9/21/62 |
| 5 | vs. Atlanta, 10/16/88 |
| 5 | at Kansas City, 10/27/85 |
| 5 | vs. Kansas City, 9/7/63 |
| 5 | vs. Boston, 11/11/62 |
| 5 | vs. Dallas, 10/30/60 |

TOTAL DEFENSE

FEWEST POINTS ALLOWED

| Season | |
|--------|--|
| 148 | 1977 |
| 198 | 1978 |
| 206 | 1976 |
| 226 | 1989 |
| 226 | 1982 (players' strike; nine-game season) |
| 235 | 1991 |
| 241 | 1984 |
| 258 | 2005 |
| 262 | 1979 |
| 264 | 1970 |

Game (List of Denver Shutouts)

| |
|--------------------------------------|
| Denver 24, N.Y. Jets 0, 11/20/05 |
| Denver 34, Carolina 0, 11/9/97 |
| Denver 27, Oakland 0, 10/16/95 |
| Denver 12, at Cleveland 0, 9/27/92 |
| Denver 37, at Phoenix 0, 12/16/89 |
| Denver 12, at San Diego 0, 10/2/88 |
| Denver 24, San Diego 0, 12/27/87 |
| Denver 34, Detroit 0, 11/1/87 |
| Denver 21, Kansas City 0, 10/23/84 |
| Denver 17, at Oakland 0, 10/4/81 |
| Denver 7, San Diego 0, 10/7/79 |
| Denver 10, Cincinnati 0, 9/2/79 |
| Denver 7, St. Louis 0, 9/18/77 |
| Denver, 17, at San Diego 0, 11/14/76 |
| Denver 26, San Diego 0, 10/3/76 |
| Denver 27, Cleveland 0, 10/24/71 |
| Denver 13, San Diego 0, 11/2/69 |

FEWEST TOUCHDOWNS ALLOWED

| Season | |
|--------|--|
| 18 | 1977 |
| 21 | 1978 |
| 22 | 1991 |
| 25 | 1989 |
| 25 | 1982 (players' strike; nine-game season) |
| 25 | 1976 |
| 26 | 1984 |
| 27 | 1993 |
| 28 | 1970 |
| 31 | 2005 |
| 31 | 1996 |
| 31 | 1979 |
| 31 | 1973 |

FEWEST FIELD GOALS ALLOWED

| Season | |
|--------|------------------------|
| 8 | 1977 |
| 12 | 1976 |
| 13 | 1995 |
| 13 | 1961 |
| 14 | 2005 |
| 14 | 1998 |
| 14 | 1997 |
| 14 | 1987 |
| 14 | 1965 |
| 15 | 1981, 1979, 1967, 1963 |

FEWEST TOTAL PLAYS ALLOWED

| Season | |
|--------|--|
| 616 | 1982 (players' strike; nine-game season) |
| 825 | 1971 |
| 838 | 1970 |
| 847 | 1963 |
| 850 | 1965 |
| 871 | 1966 |
| 872 | 1973 |
| 876 | 1972 |
| 899 | 1961 |
| 901 | 1975 |

TEAM DEFENSIVE RECORDS — TOTAL / RUSHING / PASSING

FEWEST TOTAL PLAYS ALLOWED, CONT.

| Game | |
|------|---------------------------|
| 37 | at Indianapolis, 12/21/03 |
| 40 | at Jacksonville, 9/19/04 |
| 40 | vs. San Diego, 11/16/03 |
| 40 | vs. San Diego, 10/6/63 |
| 42 | vs. Green Bay, 12/30/90 |
| 42 | vs. San Diego, 11/30/75 |
| 43 | vs. N.Y. Jets, 11/20/05 |
| 43 | vs. Indianapolis, 1/2/05 |
| 44 | at Oakland, 9/24/00 |
| 44 | at Boston, 9/24/65 |
| 44 | vs. Boston, 9/29/63 |

FEWEST TOTAL YARDS ALLOWED

| Season | |
|--------|---|
| 3,169 | 1982 (players' strike; nine-game season) (935 rush/2,234 pass) |
| 3,705 | 1970 (1,351/2,354) |
| 3,734 | 1976 (1,709/2,025) |
| 3,775 | 1977 (1,531/2,244) |
| 3,819 | 1971 (1,834/1,985) |
| 3,851 | 1972 (1,668/2,183) |
| 4,006 | 1975 (1,974/2,032) |
| 4,235 | 1973 (1,795/2,440) |
| 4,297 | 1965 (1,337/2,960) |
| 4,391 | 1974 (1,808/2,583) |

| Game | |
|------|--|
| 60 | at Cleveland, 10/24/71 (24 rush/36 pass) |
| 66 | vs. Chicago, 12/5/71 (73/-7) |
| 70 | vs. San Diego, 11/2/69 (50/20) |
| 92 | vs. New England, 11/11/79 (58/34) |
| 96 | vs. San Diego, 11/16/03 (40/56) |
| 101 | at Phoenix, 12/16/89 (22/79) |
| 121 | vs. Kansas City, 10/4/70 (88/33) |
| 123 | vs. San Diego, 11/30/75 (59/64) |
| 123 | at Philadelphia, 10/31/71 (46/77) |
| 128 | vs. Indianapolis, 10/15/89 (44/84) |
| 128 | at San Diego, 11/14/76 (33/95) |

LOWEST AVERAGE YIELD PER PLAY

| Season | |
|--------|--------------------|
| 4.01 | 1977 (931-3,775) |
| 4.14 | 1976 (919-3,734) |
| 4.38 | 1978 (1,016-4,448) |
| 4.39 | 1972 (876-3,851) |
| 4.42 | 1970 (838-3,705) |
| 4.45 | 1975 (901-4,006) |
| 4.51 | 1989 (977-4,407) |
| 4.62 | 1971 (825-3,819) |
| 4.65 | 1974 (945-4,391) |
| 4.70 | 1979 (1,033-4,852) |

| Game | |
|------|-----------------------------------|
| 1.12 | vs. Chicago, 12/5/71 (59-66) |
| 1.25 | vs. San Diego, 11/2/69 (56-70) |
| 1.30 | at Cleveland, 10/24/71 (46-60) |
| 1.61 | vs. New England, 11/11/79 (57-92) |
| 2.06 | at Phoenix, 12/16/89 (49-101) |
| 2.16 | vs. Kansas City, 10/4/70 (56-121) |
| 2.25 | at San Diego, 11/14/76 (57-128) |
| 2.30 | vs. Buffalo, 9/25/77 (56-129) |

RUSHING DEFENSE

FEWEST RUSHES ALLOWED

| Season | |
|--------|--|
| 293 | 1982 (players' strike; nine-game season) |
| 344 | 2005 |
| 344 | 2000 |
| 345 | 1996 |
| 356 | 1998 |
| 379 | 2003 |
| 379 | 2002 |
| 381 | 1997 |
| 384 | 1965 |
| 396 | 2004 |

Game

| | |
|----|---------------------------|
| 8 | vs. N.Y. Jets, 11/20/05 |
| 9 | at New Orleans, 12/3/00 |
| 9 | vs. Cleveland, 10/15/00 |
| 9 | at New England, 11/17/96 |
| 10 | at San Diego, 12/29/87 |
| 10 | at San Diego, 10/12/86 |
| 11 | at Jacksonville, 10/2/05 |
| 11 | vs. Green Bay, 10/17/99 |
| 11 | at N.Y. Jets, 12/3/67 |
| 12 | at Indianapolis, 12/21/03 |
| 12 | at Detroit, 12/25/99 |
| 12 | vs. Kansas City, 10/27/96 |
| 12 | at Phoenix, 12/16/89 |

FEWEST RUSHING YARDS ALLOWED

| Season | |
|--------|--|
| 935 | 1982 (players' strike; nine-game season) |
| 1,287 | 1998 |
| 1,331 | 1996 |
| 1,337 | 1965 |
| 1,351 | 1970 |
| 1,363 | 2005 |
| 1,418 | 1993 |
| 1,489 | 2002 |
| 1,492 | 2001 |
| 1,512 | 2004 |

Game

| | |
|----|--------------------------|
| 0 | at Kansas City, 12/19/65 |
| 12 | at Jacksonville, 10/2/05 |
| 17 | at New England, 11/17/96 |
| 18 | vs. Pittsburgh, 9/27/70 |
| 19 | vs. N.Y. Jets, 11/20/05 |
| 20 | at San Diego, 10/2/88 |
| 21 | at New Orleans, 12/3/00 |
| 21 | vs. Green Bay, 10/17/99 |
| 21 | vs. Oakland, 10/16/95 |
| 22 | at Phoenix, 12/16/89 |

LOWEST AVERAGE YIELD PER RUSH

| Season | |
|--------|--|
| 3.19 | 1982 (293-935) (players' strike; nine-game season) |
| 3.26 | 1977 (470-1,531) |
| 3.30 | 1970 (409-1,351) |
| 3.37 | 1979 (502-1,693) |
| 3.45 | 1976 (496-1,709) |
| 3.57 | 1993 (397-1,418) |
| 3.60 | 1978 (549-1,979) |
| 3.62 | 1998 (356-1,287) |
| 3.67 | 2001 (406-1,492) |
| 3.71 | 1989 (426-1,580) |

Game (min. 10 rushes)

| | |
|------|----------------------------------|
| 0.00 | at Kansas City, 12/19/65 (20-0) |
| 0.64 | vs. Pittsburgh, 9/27/70 (28-18) |
| 1.10 | at Jacksonville, 10/2/05 (11-12) |
| 1.29 | at Miami, 12/21/98 (28-36) |
| 1.47 | vs. Cincinnati, 12/14/69 (19-28) |
| 1.50 | at San Diego, 11/14/76 (22-33) |
| 1.54 | at San Diego, 10/2/88 (13-20) |
| 1.60 | at Cleveland, 10/24/71 (15-24) |
| 1.62 | vs. Oakland, 10/16/95 (13-21) |
| 1.63 | at Kansas City, 11/16/98 (19-31) |

PASSING DEFENSE

FEWEST PASS ATTEMPTS ALLOWED

| Season | |
|--------|--|
| 307 | 1982 (players' strike; nine-game season) |
| 348 | 1975 |
| 356 | 1971 |
| 379 | 1970 |
| 386 | 1960 |
| 387 | 1973 |
| 391 | 1976 |
| 396 | 1966 |
| 397 | 1972 |
| 426 | 1977, 1974 |

TEAM DEFENSIVE RECORDS — PASSING

FEWEST PASS ATTEMPTS ALLOWED, CONT.

| Game | |
|------|------------------------------|
| 10 | at Kansas City, 9/24/78 (OT) |
| 12 | at Oakland, 10/19/97 |
| 12 | at Kansas City, 10/18/81 |
| 13 | at Minnesota, 11/4/90 |
| 14 | at Cincinnati, 10/22/00 |
| 14 | vs. N.Y. Giants, 11/15/92 |
| 14 | vs. Oakland, 10/30/77 |
| 14 | at New England, 11/28/76 |
| 14 | at Kansas City, 11/27/69 |
| 14 | at Houston, 11/20/60 |

FEWEST COMPLETIONS ALLOWED

| Season | |
|--------|--|
| 150 | 1971 |
| 172 | 1982 (players' strike; nine-game season) |
| 181 | 1975 |
| 189 | 1960 |
| 190 | 1966 |
| 191 | 1970 |
| 192 | 1966 |
| 194 | 1961 |
| 202 | 1973 |
| 202 | 1965 |

Game

| | |
|---|--|
| 2 | at Cincinnati, 10/22/00 |
| 2 | at Chicago, 12/12/76 |
| 5 | at Green Bay, 9/26/71 |
| 5 | vs. Dallas, 10/8/61 |
| 6 | 4 times (last: at Minnesota, 11/4/90) |
| 7 | 13 times (last: vs. Green Bay, 10/17/99) |

LOWEST COMPLETION PCT. ALLOWED

| Season | |
|--------|----------------|
| .421 | 1971 (150-356) |
| .448 | 1961 (194-433) |
| .459 | 1965 (202-440) |
| .466 | 1967 (214-459) |
| .478 | 1962 (202-423) |
| .485 | 1966 (192-396) |
| .487 | 1960 (189-387) |
| .489 | 1964 (215-440) |
| .504 | 1970 (191-379) |
| .506 | 1985 (277-547) |

Game (min. 10 attempts)

| | |
|------|---|
| .118 | at Chicago, 12/12/76 (2-17) |
| .143 | at Cincinnati, 10/22/00 (2-14) |
| .226 | vs. Chicago, 12/5/71 (7-31) |
| .259 | at Cleveland, 10/24/71 (7-27) |
| .263 | at Green Bay (at Milwaukee), 9/26/71 (5-19) |
| .275 | vs. Chicago, 9/30/73 (8-22) |
| .281 | vs. Seattle, 10/20/85 (9-32) |
| .286 | vs. Buffalo, 12/13/64 (6-21) |
| .289 | vs. N.Y. Jets, 11/15/64 (11-38) |
| .292 | vs. L.A. Raiders, 9/6/92 (7-24) |

FEWEST YARDS PASSING ALLOWED (NET YARDS)

| Season | |
|--------|--|
| 1,985 | 1971 |
| 2,025 | 1976 |
| 2,032 | 1975 |
| 2,183 | 1972 |
| 2,234 | 1982 (players' strike; nine-game season) |
| 2,244 | 1977 |
| 2,354 | 1970 |
| 2,440 | 1973 |
| 2,469 | 1978 |
| 2,515 | 1966 |

Game

| | |
|----|---------------------------|
| -7 | vs. Chicago, 12/5/71 |
| 14 | at Cincinnati, 10/22/00 |
| 18 | at Kansas City, 12/6/70 |
| 33 | vs. Kansas City, 10/4/70 |
| 34 | vs. New England, 11/11/79 |

| | |
|----|---------------------------|
| 36 | at Cleveland, 10/24/71 |
| 39 | vs. N.Y. Giants, 11/15/92 |
| 39 | vs. Dallas, 10/8/61 |
| 48 | vs. Baltimore, 9/20/81 |
| 50 | vs. Seattle, 10/26/86 |
| 51 | at Oakland, 12/1/80 |

FEWEST TOUCHDOWN PASSES ALLOWED

| Season | |
|--------|--|
| 8 | 1976 |
| 9 | 1978 |
| 11 | 1979 |
| 11 | 1977 |
| 12 | 1991 |
| 13 | 1989 |
| 13 | 1981 |
| 14 | 1982 (players' strike; nine-game season) |
| 14 | 1975 |
| 14 | 1974 |

MOST OPPONENT PASSES INTERCEPTED

| Season | |
|--------|------|
| 32 | 1964 |
| 31 | 1984 |
| 31 | 1978 |
| 28 | 1987 |
| 28 | 1967 |
| 27 | 2000 |
| 27 | 1983 |
| 27 | 1962 |
| 26 | 1961 |

Game

| | |
|---|--|
| 7 | at Detroit, 10/7/84 |
| 7 | at Oakland, 10/16/77 |
| 6 | vs. Boston, 9/3/67 |
| 6 | at Houston, 11/14/65 |
| 6 | vs. N.Y. Jets, 11/15/64 |
| 6 | at Buffalo, 9/18/60 |
| 5 | 10 times (last: vs. New England, 10/28/01) |

HIGHEST PCT. OF OPPONENT PASSES INTERCEPTED

| Season | |
|--------|---------------|
| .073 | 1964 (32-440) |
| .071 | 1978 (31-438) |
| .065 | 1960 (27-387) |
| .064 | 1962 (27-423) |
| .061 | 1967 (28-459) |
| .061 | 1987 (28-456) |
| .061 | 1976 (24-391) |
| .059 | 1977 (25-426) |
| .056 | 1971 (20-356) |
| .052 | 1974 (22-426) |

MOST YARDS ON INTERCEPTION RETURNS

| Season | |
|--------|------|
| 510 | 1984 |
| 491 | 1977 |
| 483 | 1962 |
| 465 | 1965 |
| 459 | 1964 |
| 452 | 1976 |
| 439 | 1998 |
| 417 | 1960 |
| 413 | 1967 |
| 403 | 1987 |

Game

| | |
|-----|-------------------------------------|
| 133 | at Buffalo, 9/18/60 |
| 126 | at Oakland, 11/13/05 |
| 123 | at Oakland, 9/20/98 |
| 117 | vs. Oakland, 10/5/62 |
| 111 | vs. San Diego, 12/27/87 |
| 111 | at Detroit, 10/7/84 |
| 110 | vs. Kansas City, 10/9/77 |
| 108 | vs. Dallas, 10/5/86 |
| 104 | at Houston, 11/14/65 |
| 103 | 2 times (last: at Boston, 11/20/64) |

TEAM DEFENSIVE RECORDS — PASSING / SPECIAL TEAMS

MOST SACKS

Season

| | |
|----|------|
| 57 | 1984 |
| 52 | 1991 |
| 50 | 1999 |
| 50 | 1992 |
| 50 | 1970 |
| 49 | 1986 |
| 47 | 1998 |
| 47 | 1989 |
| 47 | 1985 |
| 46 | 1993 |

Game

| | |
|----|---|
| 10 | at Cincinnati, 10/19/69 |
| 9 | vs. N.Y. Jets, 9/1/96 |
| 9 | vs. Chicago, 12/5/71 |
| 9 | vs. Buffalo, 11/19/61 |
| 8 | vs. Seattle, 12/20/92 |
| 8 | vs. Seattle, 11/26/89 |
| 8 | vs. N.Y. Jets, 11/15/64 |
| 8 | vs. Oakland, 11/29/64 |
| 7 | 10 times (last: vs. Pittsburgh, 10/12/03) |

MOST YARDS ON SACKS

Season

| | |
|-----|------|
| 459 | 1986 |
| 456 | 1970 |
| 447 | 1964 |
| 435 | 1971 |
| 430 | 1984 |
| 378 | 1985 |
| 374 | 1989 |
| 363 | 1969 |
| 357 | 1972 |
| 346 | 1991 |

Game

| | |
|----|----------------------------|
| 95 | vs. N.Y. Jets, 11/15/64 |
| 86 | vs. Seattle, 11/26/89 |
| 76 | vs. Kansas City, 10/4/70 |
| 75 | vs. New England, 12/17/72 |
| 73 | at Cincinnati, 10/19/69 |
| 72 | at Seattle, 12/21/80 |
| 72 | at Houston, 10/14/73 |
| 71 | vs. Jacksonville, 10/25/98 |
| 70 | vs. Chicago, 12/5/71 |
| 70 | vs. Atlanta, 10/18/70 |

LOWEST AVERAGE YIELD PER PASS ATTEMPT

Season

| | |
|------|------------------|
| 5.79 | 1976 (391-2,265) |
| 6.00 | 1977 (426-2,556) |
| 6.02 | 1997 (526-3,166) |
| 6.03 | 1996 (566-3,413) |
| 6.16 | 2003 (495-3,049) |
| 6.19 | 1978 (438-2,712) |
| 6.25 | 2005 (613-3,833) |
| 6.34 | 2002 (566-3,588) |
| 6.35 | 1989 (504-3,201) |
| 6.37 | 1981 (497-3,168) |

LOWEST AVERAGE YIELD PER COMPLETION

Season

| | |
|-------|------------------|
| 9.97 | 2002 (360-3,588) |
| 10.58 | 1976 (214-2,265) |
| 10.88 | 1977 (235-2,556) |
| 10.92 | 1997 (290-3,166) |
| 11.02 | 1978 (246-2,712) |
| 11.14 | 2005 (344-3,833) |
| 11.22 | 1979 (296-3,321) |
| 11.30 | 1996 (302-3,413) |
| 11.51 | 2003 (265-3,049) |
| 11.54 | 1998 (345-3,983) |

SAFETIES

MOST SAFETIES OF OPPONENT

Season

| | |
|---|------|
| 3 | 1990 |
| 2 | 1999 |
| 2 | 1986 |
| 2 | 1982 |
| 2 | 1970 |
| 2 | 1967 |

Game

| | |
|---|--|
| 2 | at Seattle, 1/2/83 (Boyd and Chavous) |
| 1 | 27 times (last: Veal at San Diego, 12/31/05) |

PUNTING

LOWEST OPPONENT PUNTING AVERAGE

Season

| | |
|------|-----------------|
| 39.0 | 1960 (67-2,611) |
| 39.4 | 1982 (42-1,653) |
| 40.5 | 1961 (77-3,120) |
| 41.0 | 1989 (84-3,440) |
| 41.1 | 1985 (94-3,868) |
| 41.4 | 1990 (62-2,565) |
| 41.4 | 1964 (59-2,441) |
| 41.5 | 1984 (81-3,361) |
| 41.5 | 1967 (65-2,699) |
| 41.6 | 1980 (70-2,914) |

Game (min. 4 punts)

| | |
|------|----------------------------------|
| 24.3 | at Cincinnati, 11/1/98 (3-73) |
| 25.0 | at Kansas City, 10/27/85 (5-125) |
| 26.0 | vs. Oakland, 11/22/99 (7-182) |
| 27.3 | at Cleveland, 10/1/89 (6-164) |
| 30.0 | at Kansas City, 10/20/02 (5-150) |
| 30.0 | vs. Buffalo, 11/27/60 (6-180) |
| 30.3 | at Minnesota, 9/11/78 (OT—5-182) |
| 30.4 | at Houston, 10/26/69 (5-152) |
| 30.8 | at Dallas, 12/10/61 (4-123) |
| 31.0 | at Kansas City, 12/18/83 (5-155) |

PUNT RETURNS

LOWEST OPPONENT PUNT RETURN AVERAGE

Season

| | |
|------|---------------|
| 4.81 | 1978 (47-226) |
| 5.48 | 1995 (25-137) |
| 6.07 | 1991 (28-170) |
| 6.13 | 1968 (46-282) |
| 7.03 | 1969 (35-246) |
| 7.10 | 1994 (39-275) |
| 7.23 | 1990 (22-159) |
| 7.35 | 1977 (54-397) |
| 7.38 | 2005 (36-266) |
| 7.43 | 1970 (56-416) |

KICKOFF RETURNS

LOWEST OPPONENT KICKOFF RETURN AVERAGE

Season

| | |
|-------|-----------------|
| 17.14 | 1961 (42-720) |
| 17.44 | 1989 (72-1,256) |
| 17.68 | 1991 (62-1,096) |
| 17.76 | 1993 (63-1,119) |
| 17.91 | 1983 (46-824) |
| 19.12 | 1990 (69-1,319) |
| 19.15 | 1987 (61-1,168) |
| 19.54 | 1992 (13-254) |
| 19.90 | 1994 (70-1,396) |
| 19.90 | 1988 (52-1,035) |

TEAM DEFENSIVE RECORDS — FIRST DOWNS / PENALTIES

FIRST DOWNS

FEWEST OPPONENT FIRST DOWNS

Season

| | |
|-----|--|
| 176 | 1982 (players' strike; nine-game season) |
| 199 | 1970 |
| 206 | 1971 |
| 217 | 1977 |
| 222 | 1976 |
| 233 | 1961 |
| 234 | 1962 |
| 235 | 2004 |
| 239 | 1973 |
| 241 | 2003 |

Game

| | |
|---|---------------------------------------|
| 3 | vs. San Diego, 11/30/75 |
| 5 | vs. San Diego, 11/16/03 |
| 5 | vs. Green Bay, 10/17/99 |
| 5 | at Chicago, 12/12/76 |
| 6 | vs. Oakland, 11/20/66 |
| 6 | at Cleveland, 10/24/71 |
| 7 | 5 times (last: vs. Carolina, 11/9/97) |

FEWEST OPPONENT RUSHING FIRST DOWNS

Season

| | |
|----|--|
| 53 | 1982 (players' strike; nine-game season) |
| 67 | 1996 |
| 67 | 1970 |
| 77 | 2003 |
| 77 | 1977 |
| 80 | 2000 |
| 80 | 1998 |
| 81 | 1991 |
| 82 | 2005 |
| 83 | 2004 |
| 83 | 1997 |
| 83 | 1971 |

Game

| | |
|---|--|
| 0 | vs. Carolina, 11/9/97 |
| 0 | vs. Kansas City, 10/27/96 |
| 0 | vs. Oakland, 10/16/95 |
| 1 | 19 times (last: vs. N.Y. Jets, 11/20/05) |

FEWEST OPPONENT PASSING FIRST DOWNS

Season

| | |
|-----|--|
| 91 | 1971 |
| 104 | 1982 (players' strike; nine-game season) |
| 104 | 1976 |
| 106 | 1975 |
| 118 | 1970 |
| 120 | 1978 |
| 121 | 1973 |
| 122 | 1966 |
| 123 | 1977 |
| 123 | 1972 |
| 123 | 1960 |

Game

| | |
|---|-------------------------|
| 1 | at Chicago, 12/12/76 |
| 1 | vs. San Diego, 11/30/75 |
| 2 | vs. San Diego, 11/16/03 |
| 2 | at Cincinnati, 10/22/00 |
| 2 | vs. Dallas, 10/8/61 |

FEWEST OPPONENT FIRST DOWNS BY PENALTY

Season

| | |
|----|------|
| 12 | 1968 |
| 13 | 1993 |
| 13 | 1984 |
| 14 | 1991 |
| 14 | 1989 |
| 14 | 1970 |
| 15 | 1990 |
| 15 | 1984 |
| 15 | 1988 |
| 15 | 1962 |

PENALTIES

MOST OPPONENT PENALTIES

Season

| | |
|-----|------|
| 139 | 2005 |
| 138 | 1983 |
| 137 | 2003 |
| 134 | 1994 |
| 130 | 1997 |
| 128 | 1993 |
| 126 | 1986 |
| 120 | 2004 |
| 119 | 1996 |
| 118 | 1979 |

Game

| | |
|----|---------------------------|
| 20 | vs. Oakland, 12/15/96 |
| 16 | vs. Baltimore, 12/11/83 |
| 16 | vs. Chicago, 9/26/78 |
| 15 | at Jacksonville, 10/2/05 |
| 15 | vs. Houston, 10/6/85 |
| 14 | vs. New England, 11/3/03 |
| 14 | at Minnesota, 10/19/03 |
| 14 | vs. Kansas City, 12/4/94 |
| 14 | at San Francisco, 10/9/88 |
| 14 | vs. San Diego, 10/23/83 |
| 14 | vs. Oakland, 11/2/75 |

MOST OPPONENT PENALTY YARDS

Season

| | |
|-------|------|
| 1,118 | 1997 |
| 1,096 | 1983 |
| 1,062 | 2004 |
| 1,034 | 1986 |
| 1,033 | 1979 |
| 1,031 | 2003 |
| 1,031 | 1994 |
| 1,019 | 1993 |
| 1,016 | 1999 |
| 989 | 2005 |

Game

| | |
|-----|--------------------------|
| 188 | vs. Houston, 10/6/85 |
| 157 | vs. Oakland, 12/15/96 |
| 147 | vs. Chicago, 10/16/78 |
| 145 | at Seattle, 12/8/79 |
| 140 | at Houston, 10/26/69 |
| 137 | at Kansas City, 11/16/98 |
| 134 | at Seattle, 9/7/97 |
| 132 | vs. Chicago, 9/30/73 |
| 124 | vs. N.Y. Jets, 9/21/69 |
| 123 | vs. Cincinnati, 9/21/97 |

FEWEST OPPONENT PENALTIES

Season

| | |
|----|--|
| 58 | 1967 |
| 61 | 1963 |
| 62 | 1960 |
| 63 | 1982 (players' strike; nine-game season) |
| 63 | 1964 |
| 64 | 1968 |
| 75 | 1966 |
| 76 | 1962 |
| 78 | 1974 |
| 78 | 1971 |

FEWEST OPPONENT PENALTY YARDS

Season

| | |
|-----|--|
| 516 | 1963 |
| 571 | 1982 (players' strike; nine-game season) |
| 571 | 1966 |
| 573 | 1964 |
| 573 | 1964 |
| 585 | 1974 |
| 628 | 1967 |
| 633 | 1960 |
| 678 | 1962 |
| 715 | 1992 |
| 715 | 1976 |

OPPONENT INDIVIDUAL RECORDS

FEWEST OPPONENT PENALTY YARDS, CONT.

| Game | |
|------|---------------------------------------|
| 0 | at Miami, 12/21/98 |
| 0 | at Oakland, 12/19/71 |
| 4 | at Miami, 12/20/75 |
| 5 | at San Diego, 12/1/02 |
| 5 | at Kansas City, 12/7/86 |
| 5 | vs. Kansas City, 12/14/85 |
| 5 | vs. Minnesota, 11/18/84 |
| 5 | at Houston, 9/3/66 |
| 5 | vs. Boston, 11/11/62 |
| 6 | vs. San Diego, 12/1/68 |
| 10 | 8 times (last: at N.Y. Jets, 11/5/00) |

INDIVIDUAL TOTAL OFFENSE

MOST YARDS TOTAL OFFENSE (COMBINED RUSHING AND PASSING YARDS)

| | |
|-----|--|
| 454 | Aaron Brooks, at New Orleans, 12/3/00 (441/13) |
| 448 | Len Dawson, at Kansas City, 11/1/64 (435/13) |
| 442 | Kurt Warner, at St. Louis, 9/4/00 (441/1) |
| 428 | Dave Krieg, vs. Seattle, 11/20/83 (420/8) |
| 419 | Cotton Davidson, at Oakland, 10/25/64 (419/0) |
| 409 | Joe Namath, vs. N.Y. Jets, 9/24/67 (409/0) |
| 407 | Ken Anderson, at Cincinnati, 11/22/81 (396/11) |
| 405 | Dave Krieg, vs. Seattle, 11/25/84 (406/-1) |
| 398 | Rich Gannon, vs. Oakland, 11/13/00 (382/16) |
| 398 | Trent Green, vs. Kansas City, 12/7/03 (397/1) |

RUSHING

MOST CARRIES

| | |
|----|--|
| 37 | LaDainian Tomlinson, at San Diego, 12/1/02 |
| 36 | Earl Campbell, vs. Houston, 11/2/80 |
| 35 | Corey Dillon, at Cincinnati, 11/1/98 |
| 33 | Shaun Alexander, at Seattle, 10/14/01 |
| 33 | Jerome Bettis, at L.A. Rams, 11/6/94 |
| 32 | Jamal Lewis, at Baltimore, 10/26/03 |
| 31 | Dominic Rhodes, at Indianapolis, 1/6/02 |
| 31 | Curtis Martin, vs. N.Y. Jets, 10/3/99 |
| 31 | Mark van Egghen, vs. Oakland, 10/30/77 |
| 30 | Larry Johnson, at Kansas City, 12/4/05 |
| 30 | Larry Johnson, at Kansas City, 12/19/04 |
| 30 | LaDainian Tomlinson, at San Diego, 12/5/04 |
| 30 | Jermaine Fazande, vs. San Diego, 1/2/00 |

MOST RUSHING YARDS

| | |
|-----|--|
| 278 | Corey Dillon, at Cincinnati, 10/22/00 |
| 227 | Napoleon Kaufman, at Oakland, 10/19/97 |
| 220 | LaDainian Tomlinson, at San Diego, 12/1/02 |
| 218 | Ahman Green, at Green Bay, 12/28/03 |
| 192 | Curt Warner, at Seattle, 12/20/86 |
| 185 | Billy Sims, vs. Detroit, 10/11/81 |
| 183 | Jermaine Fazande, vs. San Diego, 1/2/00 |
| 183 | Paul Lowe, at San Diego, 12/22/63 |
| 179 | Walter Payton, at Chicago, 9/9/84 |
| 177 | Don Calhoun, at New England, 11/28/76 |

HIGHEST AVERAGE GAIN PER RUSH (MIN. 8 ATT.)

| | |
|-------|--|
| 12.64 | Corey Dillon, at Cincinnati, 10/22/00 (22-278) |
| 12.50 | Booker Russell, vs. Oakland, 11/25/79 (8-100) |
| 12.50 | Abner Haynes, at Miami, 9/17/67 (12-151) |
| 11.58 | Ed Podolak, at Kansas City, 12/6/70 (12-139) |
| 11.00 | Dick Post, at San Diego, 10/20/68 (11-121) |
| 10.90 | Ahman Green, at Green Bay, 12/28/03 (20-218) |
| 10.76 | Paul Lowe, at San Diego, 12/22/63 (17-183) |
| 10.73 | Billy Cannon, vs. Houston, 11/5/61 (11-118) |
| 10.33 | Johnny Robinson, at Dallas, 11/13/60 (9-93) |
| 10.11 | Abner Haynes, at Kansas City, 11/1/64 (9-91) |

LONGEST SCORING RUN

| | |
|----|---|
| 98 | Ahman Green, at Green Bay, 12/28/03 |
| 83 | Napoleon Kaufman, at Oakland, 10/19/97 |
| 82 | Joe Delaney, at Kansas City, 10/18/81 |
| 79 | Ki-Jana Carter, vs. Cincinnati, 9/21/97 |
| 77 | Peter Warrick, at Cincinnati, 10/22/00 |

| | |
|----|---------------------------------------|
| 74 | Rodney Thomas, at Houston, 11/26/95 |
| 72 | Walter Payton, at Chicago, 9/9/84 |
| 69 | Curtis Clinton, at Dallas, 12/9/62 |
| 66 | Paul Lowe, at San Diego, 12/22/63 |
| 65 | Corey Dillon, at Cincinnati, 10/22/00 |
| 65 | Charlie Smith, at Oakland, 12/8/68 |
| 65 | Abner Haynes, at Miami, 9/17/67 |
| 65 | Elbert Dubenion, at Buffalo, 9/10/61 |
| 65 | Ed Podolak, at Kansas City, 12/6/70 |

LONGEST NON-SCORING RUN

| | |
|----|--|
| 76 | LaDainian Tomlinson, at San Diego, 12/1/02 |
| 76 | Walter Payton, Chicago, 10/16/78 |
| 76 | Willmer Fowler, Buffalo, 11/27/60 |
| 72 | Darren Nelson, at Minnesota, 10/26/87 |
| 72 | Booker Russell, Oakland, 11/25/79 |
| 65 | Pete Johnson, at Cincinnati, 10/23/1977 |
| 61 | Chris Chambers, at Miami, 9/11/05 |
| 60 | Napoleon Kaufman, at Oakland, 9/17/00 |
| 60 | Ed Podolak, vs. Kansas City, 10/4/70 |
| 59 | Noland Smith, at Kansas City, 10/29/67 |

MOST RUSHING TOUCHDOWNS

| | |
|---|---|
| 4 | Curt Warner, at Seattle, 12/11/88 |
| 4 | Eric Dickerson, at Indianapolis, 10/31/88 |
| 4 | Chuck Muncie, at San Diego, 11/29/81 |

PASSING

MOST PASSES ATTEMPTED

| | |
|----|---|
| 60 | Aaron Brooks, at New Orleans, 11/21/04 |
| 60 | Joe Namath, at N.Y. Jets, 12/3/67 |
| 56 | Drew Bledsoe, at New England, 10/1/95 |
| 54 | Joe Montana, vs. Kansas City, 10/17/94 |
| 54 | George Blanda, vs. Houston, 10/17/65 |
| 53 | Mark Brunell, vs. Washington, 10/9/05 |
| 53 | Rich Gannon, vs. Oakland, 11/13/00 |
| 53 | Craig Whelihan, at San Diego, 11/29/98 |
| 52 | Bill Kenney, vs. Kansas City, 10/30/83 |
| 51 | Billy Joe Tolliver, vs. San Diego, 12/16/90 |
| 51 | Craig Whelihan, at San Diego, 11/30/97 |

MOST PASSES COMPLETED

| | |
|----|---|
| 35 | Rich Gannon, vs. Oakland, 12/30/01 |
| 34 | Aaron Brooks, at New Orleans, 11/21/04 |
| 34 | Trent Green, vs. Kansas City, 12/7/03 |
| 34 | Rich Gannon, vs. Oakland, 11/11/02 |
| 34 | Joe Montana, vs. Kansas City, 10/17/94 |
| 32 | Kurt Warner, vs. St. Louis, 9/8/02 |
| 31 | Dave Krieg, vs. Seattle, 11/20/83 |
| 31 | Joe Gilliam, vs. Pittsburgh, 9/22/74 (OT) |
| 30 | Mark Brunell, vs. Washington, 10/9/05 |
| 30 | Aaron Brooks, at New Orleans, 12/3/00 |
| 30 | Rich Gannon, vs. Oakland, 11/13/00 |
| 30 | Craig Whelihan, at San Diego, 11/29/98 |
| 30 | Dave Krieg, at Seattle, 12/15/84 |
| 30 | Dave Krieg, vs. Seattle, 11/25/84 |

MOST PASSES HAD INTERCEPTED

| | |
|---|--|
| 7 | Ken Stabler, at Oakland, 10/16/77 |
| 6 | Babe Parilli, vs. Boston, 9/3/67 |
| 6 | George Blanda, at Houston, 11/14/65 |
| 5 | Craig Whelihan, at San Diego, 11/29/98 |
| 5 | Wade Wilson, at Minnesota, 10/11/61 |
| 5 | Joe Namath, at N.Y. Jets, 10/13/68 |
| 5 | George Blanda, vs. Houston, 10/17/65 |
| 5 | Babe Parilli, at Boston, 11/20/64 |
| 5 | George Blanda, at Houston, 12/2/62 |
| 5 | Tommy O'Connell, at Buffalo, 9/18/60 |

MOST YARDS PASSING

| | |
|-----|---------------------------------------|
| 441 | Aaron Brooks, at New Orleans, 12/3/00 |
| 441 | Kurt Warner, at St. Louis, 9/4/00 |
| 435 | Len Dawson, at Kansas City, 11/1/64 |
| 427 | Cotton Davidson, at Oakland, 10/25/64 |
| 420 | Dave Krieg, vs. Seattle, 11/20/83 |

OPPONENT INDIVIDUAL RECORDS

MOST YARDS PASSING, CONT.

| | |
|-----|--|
| 406 | Dave Krieg, vs. Seattle, 11/25/84 |
| 399 | Joe Namath, vs. N.Y. Jets, 9/24/67 |
| 397 | Trent Green, vs. Kansas City, 12/7/03 |
| 396 | Ken Anderson, at Cincinnati, 11/22/81 |
| 395 | Steve Deberg, vs. Kansas City, 9/17/90 |

HIGHEST COMPLETION PERCENTAGE (MIN. 10 ATTEMPTS)

| | |
|------|--|
| .900 | Pat Ryan, at N.Y. Jets, 10/20/86 (9-10) |
| .895 | Rich Gannon, vs. Oakland, 11/1/02 (34-38) |
| .870 | Bobby Hebert, at New Orleans, 11/20/88 (20-23) |
| .864 | Dave Krieg, at Seattle, 12/11/88 (19-22) |
| .852 | Jim Everett, vs. New Orleans, 12/24/94 (23-27) |
| .842 | Trent Green, at Kansas City, 12/19/04 (16-19) |
| .833 | Trent Dilfer, at Tampa Bay, 9/26/99 (15-18) |
| .818 | Vance Evans, at Oakland, 12/24/95 (9-11) |
| .813 | Bob Berry, at Atlanta, 11/26/72 (13-16) |
| .810 | Trent Green, at Kansas City, 12/16/01 (17-21) |

MOST TOUCHDOWN PASSES

| | |
|---|---------------------------------------|
| 6 | Len Dawson, at Kansas City, 11/1/64 |
| 5 | John Hadl, vs. San Diego, 12/1/68 |
| 5 | George Blanda, vs. Houston, 10/2/66 |
| 5 | Cotton Davidson, at Oakland, 10/25/64 |
| 5 | Tom Flores, at Oakland, 12/15/63 |
| 5 | Johnny Green, vs. N.Y. Jets, 11/22/63 |

LONGEST SCORING PASS PLAY

| | |
|----|---|
| 92 | Len Dawson to Tom Brooker, vs. Dallas, 11/18/62 |
| 92 | Jack Lee to Bill Groman, at Houston, 11/20/60 |
| 91 | Donovan McNabb to Terrell Owens, vs. Philadelphia, 10/30/05 |
| 91 | Jack Kemp to Keith Lincoln, vs. San Diego, 11/12/61 |
| 86 | Steve Bartkowski to William Andrews, vs. Atlanta, 12/5/82 |
| 86 | Pete Beathard to Jerry Levias, vs. Houston, 11/16/69 |
| 85 | Tobin Rote to Lance Alworth, vs. San Diego, 10/6/63 |
| 83 | Ryan Leaf to Jeff Graham, vs. San Diego, 11/19/00 |
| 81 | Len Dawson to Frank Jackson, vs. Kansas City, 9/7/63 |
| 80 | Kurt Warner to Az-Zahir Hakim, at St. Louis, 9/4/00 |
| 80 | Dave Krieg to Daryl Turner, vs. Seattle, 11/25/84 |
| 80 | Ken Stabler to Mike Siani, vs. Oakland, 10/22/73 |

LONGEST NON-SCORING PASS PLAY

| | |
|----|---|
| 90 | Bubby Brister to Dwight Stone, vs. Pittsburgh, 10/14/90 |
| 77 | Tom Flores, to Art Powell, vs. Oakland, 11/29/64 |
| 76 | Warren Rabb to Cookie Gilchrist, vs. Buffalo, 10/28/62 |
| 75 | George Blanda to Bill Groman, vs. Houston, 11/6/60 |
| 73 | Dan Marino to Tony Nathan, vs. Miami, 9/29/85 |
| 73 | Pete Beathard to Frank Jackson, vs. Kansas City, 10/10/65 |

RECEIVING

MOST RECEPTIONS

| | |
|----|--|
| 14 | Marshall Faulk, vs. St. Louis, 9/8/02 |
| 13 | Andre Reed, at Buffalo, 9/18/89 |
| 12 | Steve Largent, vs. Seattle, 11/25/84 |
| 12 | Ken Payne, vs. Green Bay, 9/29/75 |
| 12 | Ed Podolak, at Kansas City, 10/7/73 |
| 12 | Art Powell, vs. N.Y. Titans, 10/22/61 |
| 11 | 13 times (last: D. McAllister at N.O., 11/21/04) |

MOST RECEIVING YARDS

| | |
|-----|--|
| 213 | Curtis McClinton, at Kansas City, 12/19/65 |
| 211 | Lance Alworth, at San Diego, 9/11/65 |
| 206 | Stephone Paige, vs. Kansas City, 9/17/90 |
| 206 | James Lofton, vs. Green Bay, 10/15/84 |
| 200 | Torrance Small, vs. New Orleans, 12/24/94 |
| 198 | Warren Wells, at Oakland, 10/11/70 |
| 191 | Steve Largent, vs. Seattle, 11/25/84 |
| 191 | George Sauer, at N.Y. Jets 10/13/68 |
| 188 | Charlie Hennigan, vs. Houston, 9/27/64 |
| 182 | Bill Groman, at Houston, 11/20/60 |

MOST RECEIVING TOUCHDOWNS

| | |
|---|--|
| 4 | Lance Alworth, vs. San Diego, 12/1/68 |
| 3 | 14 times (last: J. Porter vs. Oakland, 11/28/04) |

PUNTING

MOST PUNTS

| | |
|----|---|
| 12 | Rick Tuten, at Seattle, 11/28/93 |
| 11 | Bob Parsons, at Chicago, 12/12/76 |
| 11 | Dennis Partee, vs. San Diego, 11/20/75 |
| 10 | 8 times (last: Tom Hutton, vs. Philadelphia, 10/4/98) |

HIGHEST PUNTING AVERAGE (MIN. 4 PUNTS)

| | |
|-------|---|
| 59.00 | Shane Lechler, vs. Oakland, 12/24/05 (5-295) |
| 57.60 | Ray Guy, vs. Oakland, 9/6/81 (5-288) |
| 57.40 | Steve O'Neal, N.Y. Jets, 9/21/69 (5-287) |
| 56.67 | Darren Bennett, vs. San Diego, 10/6/96 (6-340) |
| 56.20 | Rohn Stark, at Indianapolis, 10/13/85 (5-281) |
| 55.80 | Darren Bennett, vs. San Diego, 11/11/01 (5-279) |
| 55.20 | Rick Tuten, vs. Seattle, 12/1/96 (5-276) |
| 55.13 | Rodney Williams, vs. N.Y. Giants, 9/10/01 (8-441) |
| 54.71 | Curley Johnson, vs. N.Y. Jets, 10/3/65 (7-383) |

LONGEST PUNT

| | |
|-----|---|
| *98 | Steve O'Neal, vs. N.Y. Jets, 9/21/69 |
| 90 | Rodney Williams, vs. N.Y. Giants, 9/10/01 |
| 87 | Bob Scarpitto, vs. Boston, 9/29/68 |
| 80 | Jim Miller, vs. San Francisco, 9/19/82 |
| 73 | Tom Tupa, vs. New England, 10/6/97 |
| 73 | Brian Hansen, at Cleveland, 9/27/92 |
| 73 | Dennis Partee, vs. San Diego, 10/17/71 |
| 73 | Curley Johnson, vs. N.Y. Jets, 10/3/65 |
| 72 | Mike Eischeid, vs. Oakland, 11/10/68 |
| 72 | Wayne Crow, vs. Oakland, 10/1/60 |

* - NFL Record

PUNT RETURNS

MOST PUNT RETURNS

| | |
|---|---|
| 9 | Rodger Bird, at Oakland, 9/10/67 |
| 7 | Eric Metcalf, vs. Washington, 11/18/01 |
| 7 | Tamarick Vanover, vs. Kansas City, 12/5/99 |
| 7 | Larry Anderson, at Baltimore, 9/11/83 |
| 7 | Greg Pruitt, at L.A. Raiders, 12/26/82 |
| 6 | 9 times (last: T. Dwight vs. New England, 10/16/05) |

MOST YARDS ON PUNT RETURNS

| | |
|-----|--|
| 148 | Rodger Bird, at Oakland, 9/10/67 |
| 137 | Dick Christy, at N.Y. Titans, 9/24/61 |
| 131 | Tamarick Vanover, vs. Kansas City, 12/5/99 |
| 129 | Darrien Gordon, at Oakland, 10/10/99 |
| 127 | Neal Colzie, Oakland, 11/2/75 |
| 123 | Jitter Fields, at Kansas City, 10/18/87 |
| 106 | Tom Casanova, at Cincinnati, 10/8/72 |
| 105 | Dante Hall, at Kansas City, 10/5/03 |
| 100 | Reggie Swinton, at Dallas, 11/22/01 |
| 99 | Mike Haynes, at New England, 11/28/76 |

LONGEST SCORING PUNT RETURN

| | |
|----|---|
| 93 | Dante Hall, at Kansas City, 10/6/03 |
| 88 | Joey Galloway, at Seattle, 9/8/96 |
| 86 | Az-Zahir Hakim, at St. Louis, 9/4/00 |
| 85 | Jitter Fields, at Kansas City, 10/18/87 |

OPPONENT INDIVIDUAL RECORDS

LONGEST SCORING PUNT RETURN, CONT.

| | |
|----|--|
| 83 | Eric Metcalf, at San Diego, 11/30/97 |
| 82 | Bobby Jancik, at Houston, 12/20/64 |
| 80 | Tamarick Vanover, vs. Kansas City, 12/5/99 |
| 75 | Will Lewis, vs. Seattle, 11/23/80 |
| 71 | Willie Mitchell, at Kansas City, 12/19/65 |
| 70 | Dick Christy, at N.Y. Titans, 9/24/61 |

LONGEST NON-SCORING PUNT RETURN

| | |
|----|--|
| 78 | Darrien Gordon, at Oakland, 10/10/99 |
| 72 | Greg Pruitt, at Cleveland, 10/27/74 |
| 64 | Neal Colzie, vs. Oakland, 11/2/75 |
| 64 | Emmitt Thomas, at Kansas City, 10/8/66 |
| 63 | Dick Christy, vs. N.Y. Titans, 10/22/61 |
| 60 | Ed Podolak, vs. Kansas City, 10/4/70 |
| 59 | Noland Smith, at Kansas City, 10/29/67 |
| 56 | Phillip Buchanon, vs. Oakland, 9/22/03 |
| 55 | Ted Bergmeier, vs. Kansas City, 12/10/78 |
| 54 | Larry Carwell, at Houston, 10/1/67 |

KICKOFF RETURNS

MOST KICKOFF RETURNS

| | |
|---|---|
| 8 | Jason McAddley, at Tennessee, 12/25/04 |
| 8 | Tony Horne, at St. Louis, 9/4/00 |
| 7 | 9 times (last: K. Kasper vs. Arizona, 12/29/02) |

MOST YARDS ON KICKOFF RETURNS

| | |
|-----|--|
| 215 | Travis Minor, vs. Miami, 10/13/02 |
| 212 | Tremain Mack, at Cincinnati, 11/1/98 |
| 206 | Reggie Barlow, vs. Jacksonville, 10/25/98 |
| 199 | Tamarick Vanover, at Kansas City, 11/16/97 |
| 188 | Brian Mitchell, vs. Washington, 9/17/95 |
| 175 | Andre Coleman, vs. San Diego, 11/19/95 |
| 173 | MarTay Jenkins, at Arizona, 9/23/01 |
| 171 | Kevin Kasper, vs. Arizona, 12/29/02 |
| 170 | Derrick Cullors, vs. New England, 9/7/98 |
| 169 | Dominic Rhodes, at Indianapolis, 12/21/03 |

LONGEST SCORING KICKOFF RETURN

| | |
|-----|---|
| 106 | Noland Smith, vs. Kansas City, 12/17/67 |
| 100 | Darrick Vaughn, vs. Atlanta, 9/10/00 |
| 99 | Dave Grayson, vs. Kansas City, 9/7/63 |
| 97 | Dante Hall, at Kansas City, 12/19/04 |
| 97 | Tamarick Vanover, vs. Kansas City, 10/27/96 |
| 91 | Andre Coleman, vs. San Diego, 11/19/95 |
| 89 | Jimmy Smith, vs. Jacksonville, 12/3/95 |
| 88 | Ronney Jenkins, at San Diego, 10/21/01 |
| 88 | Leon Burton, at N.Y. Titans, 9/23/60 |
| 85 | James Owens, at San Francisco, 11/18/79 |

LONGEST NON-SCORING KICKOFF RETURN

| | |
|----|--|
| 91 | Reggie Barlow, vs. Jacksonville, 10/25/98 |
| 87 | B.J. Sams, vs. Baltimore, 12/11/05 |
| 80 | Dave Grayson, vs. Kansas City, 10/11/64 |
| 77 | Tamarick Vanover, at Kansas City, 11/16/97 |
| 74 | Reggie Jones, vs. San Diego, 11/11/01 |
| 70 | Ron Smith, at San Diego, 12/9/73 |
| 68 | Derrick Cullors, vs. New England, 9/7/98 |
| 68 | Robert Brooks, at Green Bay, 10/10/93 |
| 68 | Anthony Hancock, vs. Kansas City, 12/19/82 |
| 66 | Travis Minor, vs. Miami, 10/13/02 |

INTERCEPTIONS

MOST INTERCEPTIONS

| | |
|---|--|
| 3 | Mark Kelso, at Buffalo, 12/12/92 |
| 3 | Ross Brupbacher, at Chicago, 12/12/76 |
| 3 | Charlie Phillips, at Oakland, 12/8/75 |
| 3 | Chris Fletcher, vs. San Diego, 11/30/75 |
| 3 | Joe Beauchamp, at San Diego, 9/24/72 |
| 3 | Ken Ellis, at Green Bay, 9/26/71 |
| 3 | Johnny Robinson, at Kansas City, 12/6/70 |
| 3 | Charley Warner, vs. Buffalo, 9/19/65 |
| 3 | Bobby Ply, at Dallas, 12/9/62 |
| 3 | Jim Norton, at Houston, 12/2/62 |

MOST YARDS ON INTERCEPTION RETURNS

| | |
|-----|---|
| 134 | Terry McDaniel, at L.A. Raiders, 11/22/92 |
| 103 | Vencie Glenn, at San Diego, 11/29/87 |
| 99 | Stanley Richard, vs. San Diego, 9/4/94 |
| 99 | Bobby Hunt, at Kansas City, 12/8/63 |
| 98 | Rod Woodson, vs. Oakland, 11/11/02 |
| 97 | Julius Peppers, vs. Carolina, 10/10/04 |
| 95 | Joe Beauchamp, at San Diego, 9/24/72 |
| 94 | Eric Turner, at Oakland, 9/20/98 |
| 89 | Jeff Dale, vs. San Diego, 11/9/86 |
| 88 | Glen Edwards, vs. San Diego, 9/21/80 |

LONGEST SCORING INTERCEPTION RETURN

| | |
|-----|---|
| 103 | Vencie Glenn, at San Diego, 11/29/87 |
| 99 | Stanley Richard, vs. San Diego, 9/4/94 |
| 98 | Rod Woodson, vs. Oakland, 11/11/02 |
| 94 | Eric Turner, at Oakland, 9/20/98 |
| 86 | Greg Townsend, at L.A. Raiders, 12/4/88 |
| 80 | Coy Bacon, vs. San Diego, 11/11/73 |
| 78 | George Martin, at N.Y. Giants, 11/23/86 |
| 75 | Scott Turner, vs. San Diego, 11/19/00 |
| 69 | Gary Fencik, at Chicago, 12/20/81 |
| 68 | Glen Edwards, vs. San Diego, 9/21/80 |
| 68 | Aaron Brown, vs. Kansas City, 10/3/71 |
| 68 | Gus Otto, vs. Oakland, 11/21/65 |

LONGEST NON-SCORING INTERCEPTION RETURN

| | |
|----|---|
| 97 | Julius Peppers, vs. Carolina, 10/10/04 |
| 87 | Ron Hall, vs. Boston, 9/18/66 |
| 69 | Robert Blackmon, at Seattle, 11/30/92 |
| 69 | Doug Hart, at Green Bay, 9/26/71 |
| 67 | Terry McDaniel, at L.A. Raiders, 11/22/92 (1) |
| 67 | Terry McDaniel, at L.A. Raiders, 11/22/92 (2) |
| 66 | Ken Riley, at Cincinnati, 10/19/69 |
| 66 | Bobby Hunt, at Kansas City, 12/8/63 |
| 62 | Lester Hayes, at Oakland, 12/1/80 |
| 62 | Jim Norton, at Houston, 12/20/64 |

SCORING

MOST TOUCHDOWNS

| | |
|---|--|
| 4 | Curt Warner, at Seattle, 12/11/88 |
| 4 | Eric Dickerson, at Indianapolis, 10/31/88 |
| 4 | Chuck Muncie, at San Diego, 11/29/81 |
| 4 | Lance Alworth, vs. San Diego, 12/1/68 |
| 4 | Bert Coan, vs. Kansas City, 10/23/66 |
| 4 | Frank Jackson, at Dallas, 12/10/62 |
| 3 | 22 times (last: J. Porter vs. Oakland, 11/28/04) |

MOST POINTS SCORED

| | |
|----|--|
| 24 | Curt Warner, at Seattle, 12/11/88 |
| 24 | Eric Dickerson, at Indianapolis, 10/31/88 |
| 24 | Chuck Muncie, at San Diego, 11/29/81 |
| 24 | Lance Alworth, at San Diego, 12/1/68 |
| 24 | Bert Coan, Kansas City, 10/23/66 |
| 24 | Frank Jackson, at Dallas, 12/10/61 |
| 22 | Gino Cappelletti, at Boston, 10/18/63 |
| 21 | Gary Anderson, at Pittsburgh, 10/23/88 |
| 21 | Gino Cappelletti, vs. Boston, 10/4/64 |
| 18 | 22 times (last: J. Porter vs. Oakland, 11/28/04) |

FIELD GOALS

MOST FIELD GOALS

| | |
|---|---|
| 6 | Gary Anderson, at Pittsburgh, 10/23/88 |
| 6 | Gino Cappelletti, vs. Boston, 10/4/64 |
| 5 | Mike Vanderjagt, at Indianapolis, 1/6/02 |
| 5 | Jeff Jaeger, at L.A. Raiders, 12/1/94 |
| 5 | John Carney, at San Diego, 10/23/94 |
| 5 | Nick Lowery, at Kansas City, 9/20/93 |
| 5 | Don Cockroft, vs. Cleveland, 10/19/75 |
| 5 | Bruce Gossett, vs. San Francisco, 9/23/73 |
| 4 | 20 times (last: P. Edinger vs. Chicago, 11/23/03) |

LONGEST FIELD GOAL

| | |
|----|---|
| 58 | Steve Cox, vs. Cleveland, 12/4/83 |
| 57 | Don Cockroft, vs. Cleveland, 10/29/72 |
| 55 | Steve Christie, at Buffalo, 10/26/97 |
| 55 | Dean Biasucci, vs. Indianapolis, 10/15/89 |
| 55 | Morten Andersen, vs. New Orleans, 9/15/85 |
| 55 | Raul Allegre, vs. Baltimore, 12/11/83 |
| 55 | Jan Stenerud, vs. Kansas City, 10/4/70 |
| 54 | Paul Edinger, vs. Chicago, 11/23/03 |
| 54 | Mike Vanderjagt, vs. Indianapolis, 11/24/02 |
| 54 | Richie Cunningham, vs. Dallas, 9/13/98 |
| 54 | Pete Stoyanovich, at Kansas City, 11/16/97 |
| 54 | Jan Stenerud, vs. Kansas City, 10/5/69 |
| 54 | George Fleming, at Oakland, 10/1/61 |

SCORING

MOST POINTS SCORED

Season

| | |
|-----|------|
| 473 | 1963 |
| 438 | 1964 |
| 432 | 1961 |
| 409 | 1967 |
| 404 | 1968 |
| 396 | 1994 |
| 393 | 1960 |
| 392 | 1965 |
| 381 | 1966 |
| 374 | 1990 |

Game

| | |
|----|---------------------------|
| 59 | vs. Kansas City, 9/7/63 |
| 58 | at San Diego, 12/22/63 |
| 56 | vs. Kansas City, 10/23/66 |
| 55 | at Indianapolis, 10/31/88 |
| 55 | at San Diego, 10/20/68 |
| 55 | vs. Houston, 11/5/61 |
| 52 | at Kansas City, 10/29/67 |
| 52 | at Kansas City, 12/8/63 |
| 51 | at Oakland, 9/10/67 |
| 49 | at Kansas City, 11/1/64 |
| 49 | at Dallas, 12/10/61 |

TOTAL OFFENSE

MOST TOTAL PLAYS

Game

| | |
|----|--|
| 93 | vs. Pittsburgh, 9/22/74 |
| 92 | vs. Cincinnati, 9/2/84 |
| 87 | at Oakland, 10/16/77 |
| 87 | at Baltimore, 11/10/74 |
| 85 | vs. Indianapolis, 11/24/02 |
| 85 | at Oakland, 12/17/60 |
| 84 | at Kansas City, 10/24/76 |
| 84 | vs. Houston, 10/13/63 |
| 83 | 3 times (last: vs. San Diego, 9/12/93) |

MOST YARDS OF TOTAL OFFENSE

Season

| | |
|-------|------------------------------|
| 5,907 | 1994 (1,752 rush/4,155 pass) |
| 5,687 | 1984 (1,664/4,023) |
| 5,609 | 1983 (1,938/3,671) |
| 5,544 | 2000 (1,598/3,946) |
| 5,471 | 1988 (2,538/2,933) |
| 5,345 | 1990 (1,963/3,382) |
| 5,242 | 1980 (2,117/3,125) |
| 5,201 | 1967 (2,076/3,125) |
| 5,193 | 1995 (1,895/3,298) |
| 5,179 | 1985 (1,973/3,206) |

Game

| | |
|-----|--|
| 634 | at Oakland, 10/25/64 (207 rush/427 pass) |
| 614 | vs. Kansas City, 10/23/66 (380/234) |
| 582 | vs. Houston, 11/5/61 (234/348) |
| 581 | at San Diego, 10/20/68 (211/370) |
| 571 | at Cincinnati, 11/22/81 (184/387) |
| 536 | at Seattle, 12/20/86 (298/238) |
| 532 | at Oakland, 12/17/60 (220/312) |

| | |
|-----|-----------------------------------|
| 530 | at Pittsburgh, 10/22/79 (236/294) |
| 520 | at Kansas City, 11/1/64 (137/383) |
| 519 | at Oakland, 10/11/70 (171/348) |

HIGHEST AVERAGE GAIN PER PLAY

Season

| | |
|------|--------------------|
| 6.14 | 1963 (828-5,081) |
| 5.77 | 1994 (1,023-5,907) |
| 5.76 | 2000 (962-5,544) |
| 5.65 | 1967 (921-5,201) |
| 5.53 | 1960 (928-5,132) |
| 5.52 | 1990 (969-5,345) |
| 5.48 | 1968 (917-5,024) |
| 5.47 | 1964 (908-4,970) |
| 5.26 | 1962 (862-4,538) |
| 5.22 | 1966 (870-4,544) |

Game

| | |
|-------|------------------------------------|
| 10.30 | vs. San Diego, 10/6/63 (40-412) |
| 10.02 | at San Diego, 10/20/68 (58-581) |
| 9.74 | vs. Kansas City, 10/23/66 (63-614) |
| 9.33 | at St. Louis, 9/4/00 (55-513) |
| 8.79 | at Seattle, 12/20/86 (61-536) |
| 8.60 | at Oakland, 10/25/64 (73-628) |
| 8.20 | vs. Houston, 11/5/61 (71-582) |

RUSHING

MOST RUSHES

Season

| | |
|-----|------|
| 554 | 1980 |
| 552 | 1988 |
| 549 | 1978 |
| 541 | 1960 |
| 526 | 1975 |
| 509 | 1983 |
| 502 | 1979 |
| 496 | 1976 |
| 489 | 1992 |
| 487 | 1974 |

Game

| | |
|----|--------------------------|
| 62 | at New England, 11/28/76 |
| 60 | at Buffalo, 10/5/75 |
| 58 | at Buffalo, 11/8/87 |
| 57 | vs. Oakland, 10/30/77 |
| 52 | vs. Chicago, 9/30/73 |
| 50 | at Chicago, 9/9/84 |
| 50 | vs. Dallas, 10/8/61 |
| 49 | at Kansas City, 12/7/80 |
| 49 | vs. Buffalo, 11/27/60 |
| 48 | vs. Detroit, 10/11/81 |
| 48 | vs. Oakland, 11/2/75 |
| 48 | at Oakland, 12/17/60 |

MOST YARDS RUSHING

Season

| | |
|-------|------|
| 2,538 | 1988 |
| 2,145 | 1960 |
| 2,117 | 1980 |
| 2,076 | 1967 |
| 2,064 | 1964 |
| 2,029 | 1966 |
| 2,017 | 1987 |
| 2,005 | 1981 |
| 1,979 | 1978 |
| 1,974 | 1975 |

Game

| | |
|-----|---------------------------|
| 407 | at Cincinnati, 10/22/00 |
| 380 | vs. Kansas City, 10/23/66 |
| 332 | at New England, 11/28/76 |
| 302 | at Chicago, 9/9/84 |
| 298 | at Seattle, 12/20/86 |
| 293 | at Buffalo, 10/5/76 |
| 272 | at San Diego, 10/18/64 |
| 271 | at Dallas, 11/13/60 |
| 270 | at San Diego, 12/22/63 |
| 267 | vs. Detroit, 10/11/81 |

OPPONENT INDIVIDUAL AND TEAM RECORDS

OPPONENT TEAM RECORDS

HIGHEST AVERAGE GAIN PER RUSH

| Season | |
|--------|------------------|
| 4.87 | 1964 (436-1,868) |
| 4.73 | 1997 (381-1,803) |
| 4.68 | 1967 (444-2,076) |
| 4.65 | 2000 (344-1,598) |
| 4.60 | 1966 (441-2,029) |
| 4.60 | 1988 (552-2,538) |
| 4.42 | 1987 (456-2,017) |
| 4.36 | 1991 (411-1,794) |
| 4.31 | 1971 (426-1,834) |
| 4.30 | 1990 (456-1,963) |

Game (min. 10 rushes)

| Game | |
|-------|------------------------------------|
| 11.00 | at Cincinnati, 10/22/00 (37-407) |
| 9.27 | vs. Kansas City, 10/23/66 (41-380) |
| 8.44 | at San Diego, 12/22/63 (32-270) |
| 8.05 | at Seattle, 12/20/86 (37-298) |
| 7.95 | vs. N.Y. Jets, 11/8/92 (20-159) |
| 7.81 | at Minnesota, 9/29/91 (26-203) |
| 7.80 | vs. Cincinnati, 9/21/97 (25-195) |
| 7.71 | at Green Bay, 12/28/03 (34-262) |
| 7.59 | at Oakland, 10/19/97 (32-243) |
| 7.21 | at Kansas City, 11/1/64 (19-137) |

PASSING

MOST PASS ATTEMPTS

| Season | |
|--------|------|
| 632 | 1984 |
| 613 | 2005 |
| 596 | 1998 |
| 574 | 2000 |
| 568 | 1994 |
| 566 | 2002 |
| 566 | 1996 |
| 562 | 1993 |
| 552 | 1983 |
| 547 | 1985 |

Game

| Game | |
|------|---------------------------|
| 62 | at N.Y. Jets, 12/3/63 |
| 60 | at New Orleans, 11/21/04 |
| 59 | at New England, 10/8/95 |
| 56 | vs. Houston, 10/17/65 |
| 55 | vs. San Diego, 9/12/93 |
| 54 | vs. Kansas City, 10/17/94 |
| 54 | vs. Kansas City, 11/16/86 |
| 53 | vs. Washington, 10/9/05 |
| 53 | vs. Oakland, 11/13/00 |
| 53 | at San Diego, 11/29/98 |

MOST COMPLETIONS

| Season | |
|--------|------|
| 360 | 2002 |
| 346 | 1984 |
| 345 | 1998 |
| 344 | 2005 |
| 322 | 1994 |
| 314 | 1993 |
| 310 | 2000 |
| 308 | 2001 |
| 307 | 1983 |
| 302 | 1996 |

Game

| Game | |
|------|---|
| 35 | vs. Oakland, 12/30/01 |
| 34 | at New Orleans, 11/21/04 |
| 34 | vs. Kansas City, 12/7/03 |
| 34 | vs. Oakland, 11/11/02 |
| 34 | vs. Kansas City, 10/17/94 |
| 32 | vs. St. Louis, 9/8/02 |
| 31 | vs. San Diego, 9/12/93 |
| 31 | vs. Seattle, 11/20/83 |
| 31 | vs. Pittsburgh, 9/22/74 (OT) |
| 30 | 6 times (last: vs. Washington, 10/9/05) |

MOST YARDS PASSING (NET YARDS)

| Season | |
|--------|------|
| 4,155 | 1994 |
| 4,023 | 1984 |
| 3,946 | 2000 |
| 3,731 | 1993 |
| 3,671 | 1983 |
| 3,648 | 1998 |
| 3,643 | 2005 |
| 3,394 | 1963 |
| 3,382 | 1990 |
| 3,337 | 2002 |

Game

| Game | |
|------|----------------------------|
| 433 | at St. Louis, 9/4/00 |
| 427 | at Oakland, 10/25/64 |
| 425 | at New Orleans, 12/3/00 |
| 406 | vs. Seattle, 11/25/84 |
| 399 | vs. N.Y. Jets, 9/24/67 |
| 395 | vs. Kansas City, 9/17/90 |
| 393 | vs. Kansas City, 10/17/94 |
| 387 | at Cincinnati, 11/22/81 |
| 387 | at San Diego, 10/20/68 |
| 386 | at San Francisco, 12/17/94 |

HIGHEST COMPLETION PERCENTAGE

| Season | |
|--------|----------------|
| .636 | 2002 (360-566) |
| .601 | 1980 (270-449) |
| .598 | 2001 (308-515) |
| .593 | 1990 (284-479) |
| .580 | 1992 (268-462) |
| .580 | 1999 (273-471) |
| .579 | 1998 (345-596) |
| .578 | 1979 (296-512) |
| .572 | 1987 (261-456) |
| .567 | 1994 (322-568) |

Game (min. 10 attempts)

| Game | |
|------|-----------------------------------|
| .895 | vs. Oakland, 11/11/02 (34-38) |
| .870 | at New Orleans, 11/20/88 (20-23) |
| .864 | at Seattle, 12/11/88 (19-22) |
| .813 | at Atlanta, 11/26/72 (13-16) |
| .810 | at Kansas City, 12/16/01 (17-21) |
| .800 | vs. New Orleans, 12/24/94 (28-35) |
| .800 | vs. Oakland, 10/17/76 (16-20) |
| .789 | at Tampa Bay, 9/26/99 (15-19) |
| .783 | vs. Washington, 10/13/80 (18-23) |
| .780 | vs. St. Louis, 9/8/02 (32-41) |

MOST TOUCHDOWN PASSES THROWN

| Season | |
|--------|------|
| 40 | 1963 |
| 30 | 1961 |
| 29 | 1964 |
| 28 | 1998 |
| 28 | 1994 |
| 27 | 1967 |
| 26 | 2000 |
| 26 | 1966 |
| 25 | 1968 |
| 25 | 1960 |

Game

| Game | |
|------|---|
| 6 | at Kansas City, 11/1/64 |
| 5 | 10 times (last: at San Diego, 12/12/71) |

FIRST DOWNS

MOST FIRST DOWNS

| Season | |
|--------|------|
| 322 | 1995 |
| 321 | 1983 |
| 316 | 1988 |
| 311 | 1984 |
| 306 | 1990 |
| 303 | 1994 |
| 303 | 1980 |

OPPONENT TEAM RECORDS

MOST FIRST DOWNS, SEASON, CONT.

| 298 | 2002 |
|-----|------|
| 295 | 2005 |
| 294 | 2000 |

Game

| Game | |
|------|---|
| 33 | vs. Pittsburgh, 9/22/74 (OT) |
| 29 | at Buffalo, 9/18/89 |
| 29 | vs. Cincinnati, 9/2/84 |
| 29 | vs. Seattle, 10/20/83 |
| 29 | vs. Kansas City, 10/24/76 |
| 29 | at Oakland, 10/25/64 |
| 29 | at Oakland, 12/17/60 |
| 28 | 6 times (last: vs. Washington, 10/9/05) |

MOST FIRST DOWNS RUSHING

| Season | |
|--------|------|
| 140 | 1988 |
| 125 | 1980 |
| 121 | 1975 |
| 119 | 1983 |
| 115 | 1967 |
| 114 | 1995 |
| 112 | 1960 |
| 110 | 1990 |
| 109 | 1974 |
| 106 | 1978 |

Game

| Game | |
|------|--|
| 21 | at New England, 11/28/76 |
| 16 | at Seattle, 12/11/88 |
| 16 | at Indianapolis, 10/31/88 |
| 16 | at Kansas City, 12/7/80 |
| 16 | vs. Pittsburgh, 9/22/74 (OT) |
| 16 | vs. Houston, 11/12/67 |
| 15 | 7 times (last: at Kansas City, 12/17/00) |

MOST FIRST DOWNS PASSING

| Season | |
|--------|------|
| 206 | 1984 |
| 189 | 2000 |
| 186 | 1995 |
| 185 | 1983 |
| 183 | 2005 |
| 183 | 1998 |
| 182 | 1994 |
| 181 | 1993 |
| 181 | 1990 |
| 177 | 1986 |

Game

| Game | |
|------|---------------------------------------|
| 22 | at San Diego, 11/28/82 |
| 21 | vs. Kansas City, 12/7/03 |
| 21 | vs. Oakland, 12/30/01 |
| 21 | vs. Kansas City, 10/17/94 |
| 21 | vs. L.A. Rams, 11/27/88 |
| 21 | vs. Seattle, 11/20/83 |
| 21 | vs. San Diego, 12/1/68 |
| 20 | at Seattle, 12/15/84 |
| 20 | vs. Green Bay, 10/15/84 |
| 19 | 8 times (last: vs. Oakland, 11/13/00) |

MOST FIRST DOWNS BY PENALTY

| Season | |
|--------|------|
| 30 | 2005 |
| 30 | 2001 |
| 30 | 1997 |
| 30 | 1969 |
| 29 | 1996 |
| 28 | 1976 |
| 28 | 1966 |
| 27 | 1979 |
| 26 | 1987 |
| 26 | 1972 |

Game

| Game | |
|------|---------------------------|
| 7 | at San Diego, 11/30/97 |
| 6 | at Buffalo, 10/26/97 (OT) |
| 6 | vs. Cincinnati, 9/21/97 |

| | |
|---|--|
| 6 | vs. Oakland, 12/15/96 |
| 6 | at Oakland, 11/9/69 |
| 6 | vs. Miami, 12/4/66 |
| 5 | 11 times (last: at San Diego, 12/1/02) |

PUNTING

MOST PUNTS

Season

| Season | |
|--------|------------------|
| 95 | 2004 |
| 95 | 1977 |
| 94 | 1997 |
| 94 | 1985 |
| 92 | 1999 |
| 91 | 1976 |
| 89 | 1970 |
| 88 | 1998 |
| 88 | 1981, 1979, 1978 |

Game

| Game | |
|------|---------------------------|
| 12 | at Seattle, 11/28/93 |
| 11 | at Chicago, 12/12/76 |
| 11 | vs. San Diego, 11/30/75 |
| 10 | vs. Philadelphia, 10/4/98 |
| 10 | at Baltimore, 9/11/83 |
| 10 | at Buffalo, 9/25/77 |
| 10 | at Buffalo, 9/20/70 |
| 10 | vs. San Diego, 11/2/69 |
| 10 | vs. Cincinnati, 10/6/68 |
| 10 | vs. Oakland, 11/20/66 |

HIGHEST PUNTING AVERAGE

Season

| Season | |
|--------|-----------------|
| 47.0 | 2001 (77-3,618) |
| 46.1 | 1996 (83-3,825) |
| 45.8 | 1965 (73-3,347) |
| 45.7 | 1971 (67-3,061) |
| 45.2 | 1972 (66-2,980) |
| 44.9 | 1970 (89-3,998) |
| 44.9 | 2005 (81-3,633) |
| 44.7 | 2004 (95-4,250) |
| 44.5 | 1991 (79-3,513) |
| 44.2 | 1983 (77-3,406) |

Game (min. 4 punts)

| Game | |
|-------|-----------------------------------|
| 59.00 | vs. Oakland, 12/24/05 (5-295) |
| 57.40 | vs. N.Y. Jets, 9/21/69 (5-287) |
| 56.67 | vs. San Diego, 10/6/96 (6-340) |
| 56.20 | at Indianapolis, 10/13/85 (5-281) |
| 55.80 | vs. San Diego, 11/11/01 (5-279) |
| 55.20 | vs. Seattle, 12/1/96 (5-276) |
| 54.71 | vs. N.Y. Jets, 10/3/65 (7-383) |
| 54.40 | at Kansas City, 12/19/65 (5-272) |
| 55.13 | vs. N.Y. Giants, 9/10/01 (8-441) |
| 53.33 | at Cincinnati, 9/29/96 (6-320) |
| 53.33 | vs. Oakland, 9/6/81 (6-320) |

PUNT RETURNS

MOST PUNT RETURNS

Season

| Season | |
|--------|------|
| 61 | 1967 |
| 56 | 1970 |
| 55 | 1983 |
| 54 | 1977 |
| 52 | 1980 |
| 52 | 1979 |
| 48 | 2001 |
| 47 | 1978 |
| 46 | 2003 |
| 46 | 1981 |
| 46 | 1968 |

Game

| Game | |
|------|--------------------------|
| 9 | at Oakland, 9/10/67 |
| 8 | at Buffalo, 11/19/67 |
| 7 | vs. Washington, 11/18/01 |
| 7 | vs. Kansas City, 12/5/99 |
| 7 | at Chicago, 9/9/84 |

OPP. TM. RECORDS / POST IND. RECORDS - SERVICE / OFFENSE

MOST PUNT RETURNS, GAME, CONT.

| | |
|---|---------------------------|
| 7 | at Baltimore, 9/11/83 |
| 7 | at L.A. Raiders, 12/26/82 |
| 7 | at San Diego, 11/14/76 |
| 7 | at Cincinnati, 9/12/76 |
| 7 | vs. Houston, 11/16/69 |

MOST PUNT RETURN YARDS

Season

| | |
|-----|------|
| 718 | 1967 |
| 600 | 1999 |
| 560 | 2003 |
| 534 | 1975 |
| 529 | 1974 |
| 526 | 1964 |
| 524 | 1983 |
| 517 | 2001 |
| 480 | 1979 |
| 468 | 1971 |

Game

| | |
|-----|--------------------------|
| 143 | at Oakland, 9/10/67 |
| 142 | at N.Y. Titans, 9/24/61 |
| 134 | at Cleveland, 10/27/74 |
| 134 | at Cincinnati, 10/8/72 |
| 131 | vs. Kansas City, 12/5/99 |
| 129 | at Oakland, 10/10/99 |
| 123 | at Kansas City, 10/18/87 |
| 118 | at Kansas City, 12/19/65 |
| 105 | at Kansas City, 10/5/03 |
| 101 | at New England, 11/28/76 |
| 100 | at Dallas, 11/22/01 |

KICKOFF RETURNS

MOST KICKOFF RETURNS

Season

| | |
|----|------------|
| 90 | 2000 |
| 89 | 1998 |
| 89 | 1997 |
| 81 | 2002 |
| 77 | 1995 |
| 76 | 1996 |
| 73 | 2003 |
| 72 | 1989 |
| 70 | 1999, 1994 |

Game

| | |
|---|---|
| 9 | vs. Cleveland, 10/15/00 |
| 9 | at San Diego, 12/9/73 |
| 9 | at Houston, 10/14/73 |
| 8 | 10 times (last: at Tennessee, 12/25/04) |

MOST KICKOFF RETURN YARDS

Season

| | |
|-------|------|
| 2,006 | 1998 |
| 1,934 | 2000 |
| 1,827 | 1997 |
| 1,781 | 2002 |
| 1,696 | 2005 |
| 1,679 | 2003 |
| 1,671 | 1995 |
| 1,635 | 2004 |
| 1,602 | 1996 |
| 1,526 | 2001 |

Game

| | |
|-----|----------------------------|
| 257 | vs. Atlanta, 9/10/00 |
| 238 | at Kansas City, 10/8/66 |
| 223 | vs. Jacksonville, 10/25/98 |
| 215 | vs. Miami, 10/13/02 |
| 215 | at Houston, 9/3/66 |
| 214 | vs. Kansas City, 10/11/64 |
| 212 | at Cincinnati, 11/1/98 |
| 202 | vs. Kansas City, 10/23/66 |
| 201 | vs. L.A. Raiders, 9/7/86 |
| 200 | vs. Kansas City, 10/27/96 |

POSTSEASON RECORDS

SERVICE

MOST POSTSEASON GAMES

| | |
|----|-------------------------------------|
| 22 | John Elway, 1983-98 |
| 17 | Tyrone Braxton, 1987-93, 95-99 |
| 14 | Steve Atwater, 1989-98 |
| 14 | Jason Elam, 1993-2005 |
| 14 | Ken Lanier, 1981-92, 94 |
| 14 | Karl Mecklenburg, 1983-94 |
| 13 | Tom Nalen, 1994-2005 |
| 13 | Dennis Smith, 1981-94 |
| 13 | Rod Smith, 1995-2005 |
| 12 | Keith Burns, 1994-98, 2000-03, 2005 |
| 12 | Simon Fletcher, 1985-95 |
| 12 | Greg Kragen, 1985-95 |
| 12 | Randy Robbins, 1984-91 |
| 12 | Shannon Sharpe, 1990-99, 2002-03 |
| 11 | Keith Bishop, 1980-89 |
| 11 | Dwayne Carswell, 1994-2005 |
| 11 | Rick Dennison, 1982-90 |
| 11 | Mike Horan, 1986-92 |
| 11 | Clarence Kay, 1984-92 |
| 11 | Gary Kubiak, 1983-91 |
| 11 | Trevor Pryce, 1997-2005 |
| 11 | Steve Sewell, 1985-92 |
| 11 | Sammy Winder, 1982-90 |

MOST POSTSEASON STARTS

| | |
|----|----------------------------------|
| 21 | John Elway, 1983-98 |
| 14 | Steve Atwater, 1989-98 |
| 13 | Tyrone Braxton, 1987-93, 95-99 |
| 13 | Ken Lanier, 1981-92, 94 |
| 13 | Karl Mecklenburg, 1983-94 |
| 13 | Tom Nalen, 1994-2005 |
| 13 | Dennis Smith, 1981-94 |
| 12 | Shannon Sharpe, 1990-99, 2002-03 |
| 12 | Greg Kragen, 1985-95 |
| 12 | Rod Smith, 1995-2005 |
| 11 | Keith Bishop, 1980-89 |
| 10 | Steve Foley, 1976-86 |
| 10 | Tom Jackson, 1973-86 |
| 10 | Louis Wright, 1975-86 |

TOTAL OFFENSE

MOST TOTAL PLAYS

(COMBINED PASS PLAYS, RUSH ATT., REC.)

Career

| | |
|-----|--------------------------|
| 785 | John Elway, 1983-98 |
| 223 | Terrell Davis, 1995-2002 |
| 164 | Sammy Winder, 1982-90 |
| 148 | Jake Plummer, 2003-05 |
| 97 | Craig Morton, 1977-82 |

Game

| | |
|----|---------------------------------|
| 52 | Elway, at L.A. Raiders, 1/9/94 |
| 43 | Elway, vs. Jacksonville, 1/4/97 |
| 43 | Elway, vs. N.Y. Giants, 1/25/87 |
| 42 | Elway, at Cleveland, 1/11/87 |
| 41 | Elway, vs. Cleveland, 1/14/90 |
| 41 | Elway, vs. Washington, 1/31/88 |
| 41 | Elway, vs. Pittsburgh, 12/30/84 |

MOST YARDS TOTAL OFFENSE

(COMBINED RUSHING AND PASSING YARDS)

Career

| | |
|-------|------------------------------------|
| 5,425 | John Elway, 1983-98 (461/4,964) |
| 1,140 | Terrell Davis, 1995-2002 (1,140/0) |
| 941 | Jake Plummer, 2003-05 (56/885) |
| 605 | Craig Morton, 1977-82 (-4/605) |
| 461 | Sammy Winder, 1982-90 (461/0) |
| 231 | Gary Kubiak, 1983-91 (19/212) |

POSTSEASON INDIVIDUAL RECORDS — OFFENSE

MOST YARDS TOTAL OFFENSE, CAREER, CONT.

| | |
|-----|---------------------------------|
| 209 | Norris Weese, 1976-79 (69/140) |
| 169 | Bobby Humphrey, 1989-91 (169/0) |
| 152 | Derek Loville, 1997-99 (152/0) |
| 145 | Mike Anderson, 2000-05 (145/0) |

Game

| | |
|-----|--|
| 424 | Elway, vs. Cleveland, 1/14/90 (39/385) |
| 338 | Elway, vs. Atlanta, 1/31/99 (2/336) |
| 331 | Elway, vs. N.Y. Giants, 1/25/87 (27/304) |
| 325 | Elway, vs. L.A. Raiders, 1/9/94 (23/302) |
| 317 | Elway, vs. Cleveland, 1/17/88 (36/281) |
| 300 | Elway, at Cleveland, 1/11/87 (56/244) |
| 296 | Elway, vs. Houston, 1/4/92 (39/257) |
| 289 | Elway, vs. Washington, 1/31/88 (32/257) |
| 284 | Plummer, at Indianapolis, 1/9/05 (0/284) |
| 283 | Elway, vs. Pittsburgh, 1/7/90 (44/239) |

RUSHING

MOST RUSHES

Career

| | |
|-----|--------------------------|
| 204 | Terrell Davis, 1995-2002 |
| 144 | Sammy Winder, 1982-90 |
| 94 | John Elway, 1983-98 |
| 43 | Mike Anderson, 2000-05 |
| 38 | Bobby Humphrey, 1989-91 |
| 38 | Otis Armstrong, 1973-80 |
| 36 | Gaston Green, 1991-92 |
| 34 | Rob Lytle, 1977-83 |
| 29 | Gene Lang, 1984-87 |
| 26 | Steve Sewell, 1985-92 |

Game

| | |
|----|-----------------------------------|
| 32 | Davis, vs. N.Y. Jets, 1/17/99 |
| 31 | Davis, vs. Jacksonville, 12/27/97 |
| 30 | Davis, vs. Green Bay, 1/25/98 |
| 26 | Davis, at Pittsburgh, 1/11/98 |
| 26 | Winder, at Cleveland, 1/11/87 |
| 25 | Davis, vs. Atlanta, 1/31/99 |
| 25 | Davis, at Kansas City, 1/4/98 |
| 21 | Davis, vs. Miami, 1/9/99 |
| 21 | Winder, vs. Cleveland, 1/14/90 |
| 20 | Winder, vs. Cleveland, 1/17/88 |

MOST RUSHING YARDS

Career

| | |
|-------|--------------------------|
| 1,140 | Terrell Davis, 1995-2002 |
| 461 | John Elway, 1983-98 |
| 461 | Sammy Winder, 1982-90 |
| 169 | Bobby Humphrey, 1989-91 |
| 152 | Derek Loville, 1997-99 |
| 145 | Mike Anderson, 2000-05 |
| 141 | Otis Armstrong, 1973-80 |
| 138 | Gene Lang, 1984-87 |
| 112 | Gaston Green, 1991-92 |
| 99 | Tatum Bell, 2004-05 |

Game

| | |
|-----|-------------------------------------|
| 199 | Davis, vs. Miami, 1/9/99 |
| 184 | Davis, vs. Jacksonville, 12/27/97 |
| 167 | Davis, vs. N.Y. Jets, 1/17/99 |
| 157 | Davis, vs. Green Bay, 1/25/98 |
| 139 | Davis, at Pittsburgh, 1/11/98 |
| 103 | Loville, vs. Jacksonville, 12/27/97 |
| 102 | Davis, vs. Atlanta, 1/31/99 |
| 102 | Winder, vs. New England, 1/4/87 |
| 101 | Davis, at Kansas City, 1/4/98 |
| 91 | Davis, vs. Jacksonville, 1/4/97 |

HIGHEST AVERAGE GAIN PER RUSH

Career (min. 10 attempts)

| | |
|-----|--------------------------------------|
| 6.1 | Derek Loville, 1997-99 (25-152) |
| 5.6 | Terrell Davis, 1995-2002 (204-1,140) |
| 4.9 | John Elway, 1983-98 (94-461) |
| 4.8 | Gene Lang, 1984-87 (29-138) |
| 4.4 | Bobby Humphrey, 1989-91 (38-169) |
| 4.3 | Tatum Bell, 2004-05 (23-99) |

| | |
|-----|----------------------------------|
| 4.0 | Clinton Portis, 2002-03 (17-68) |
| 4.2 | Otis Armstrong, 1973-80 (38-141) |
| 3.6 | Steve Sewell, 1985-92 (26-94) |
| 3.6 | Jim Jensen, 1977-80 (10-36) |

Game (min. 10 attempts)

| | |
|-----|--|
| 9.5 | Davis, vs. Miami, 1/9/99 (21-199) |
| 9.4 | Loville, vs. Jacksonville, 12/27/97 (11-103) |
| 6.5 | Davis, vs. Jacksonville, 1/4/97 (14-91) |
| 5.9 | Davis, vs. Jacksonville, 12/27/97 (31-184) |
| 5.4 | Winder, vs. New England, 1/4/87 (19-102) |
| 5.3 | Davis, at Pittsburgh, 1/11/98 (26-139) |
| 5.2 | Davis, vs. Green Bay, 1/25/98 (30-157) |
| 5.2 | Davis, vs. N.Y. Jets, 1/17/99 (32-167) |
| 5.1 | Humphrey, vs. San Francisco, 1/28/90 (12-61) |
| 4.7 | Humphrey, vs. Pittsburgh, 17/90 (18-85) |

MOST RUSHING TOUCHDOWNS

Career

| | |
|----|--|
| 12 | Terrell Davis, 1995-2002 |
| 6 | John Elway, 1983-98 |
| 3 | Mike Anderson, 2000-05 |
| 3 | Derek Loville, 1997-99 |
| 2 | M. Bratton, H. Griffith, V. Hebron, G. Lang, G. Lewis, R. Lytle |
| 1 | O. Armstrong, T. Bell, J. Keyworth, G. Kubiak, D. Preston, S. Sewell, G. Willhite, S. Winder |

Game

| | |
|---|---|
| 3 | Terrell Davis, vs. Green Bay, 1/25/98 |
| 2 | Mike Anderson, vs. New England, 1/14/06 |
| 2 | Howard Griffith, vs. Atlanta, 1/31/99 |
| 2 | Terrell Davis, vs. Miami, 1/9/99 |
| 2 | Terrell Davis, at Kansas City, 1/4/98 |
| 2 | Terrell Davis, vs. Jacksonville, 12/27/97 |
| 2 | Derek Loville, vs. Jacksonville, 12/27/97 |
| 2 | Melvin Bratton, vs. Pittsburgh, 1/7/90 |
| 2 | Greg Lewis, vs. Houston, 1/4/92 |

LONGEST RUN FROM SCRIMMAGE

| | |
|----|--------------------------------------|
| 62 | Davis, vs. Miami, 1/9/99 |
| 59 | Davis, vs. Jacksonville, 12/27/97 |
| 47 | Davis, vs. Jacksonville, 1/4/97 |
| 44 | Loville, vs. Jacksonville, 12/27/97 |
| 43 | Davis, at Pittsburgh, 1/11/98 |
| 42 | Lang, vs. Cleveland, 1/17/88 |
| 41 | Davis, at Kansas City, 1/4/98 |
| 35 | Winder, at Seattle, 12/24/83 |
| 34 | Humphrey, vs. San Francisco, 1/28/90 |
| 34 | Elway, at Cleveland, 1/11/87 |

PASSING

MOST PASS ATTEMPTS

Career

| | |
|-----|-------------------------|
| 651 | John Elway, 1983-98 |
| 120 | Jake Plummer, 2003-05 |
| 90 | Craig Morton, 1977-82 |
| 28 | Gus Frerotte, 2000-01 |
| 26 | Norris Weese, 1976-79 |
| 19 | Gary Kubiak, 1983-91 |
| 19 | Steve DeBerg, 1981-83 |
| 10 | Jarius Jackson, 2000-03 |
| 7 | Tommy Maddox, 1992-93 |
| 2 | Steve Sewell, 1985-92 |

Game

| | |
|----|----------------------------------|
| 47 | Elway, at L.A. Raiders, 1/9/94 |
| 38 | Elway, vs. Jacksonville, 1/4/97 |
| 38 | Elway, vs. Washington, 1/31/88 |
| 38 | Elway, at Cleveland, 1/11/87 |
| 37 | Elway, vs. N.Y. Giants, 1/25/87 |
| 37 | Elway, vs. Pittsburgh, 12/30/84 |
| 36 | Elway, vs. Cleveland, 1/14/90 |
| 34 | Plummer, at Indianapolis, 1/9/05 |
| 34 | Elway, vs. N.Y. Jets, 1/17/99 |
| 33 | Elway, vs. Houston, 1/4/92 |

POSTSEASON INDIVIDUAL RECORDS — PASSING

MOST COMPLETIONS

| Career | |
|--------|--------------------------|
| 355 | John Elway, 1983-1998 |
| 80 | Jake Plummer, 2003-05 |
| 42 | Craig Morton, 1977-82 |
| 16 | Gary Kubiak, 1983-91 |
| 14 | Steve DeBerg, 1981-83 |
| 13 | Gus Frerotte, 2000-01 |
| 12 | Norris Weese, 1976-79 |
| 5 | Jarious Jackson, 2000-03 |
| 3 | Tommy Maddox, 1992-93 |
| 2 | Steve Sewell, 1985-92 |

Game

| | |
|----|----------------------------------|
| 29 | Elway, at L.A. Raiders, 1/9/94 |
| 25 | Elway, vs. Jacksonville, 1/4/97 |
| 24 | Plummer, at Indianapolis, 1/9/05 |
| 23 | Plummer, at Indianapolis, 1/4/04 |
| 22 | Elway, vs. N.Y. Giants, 1/25/87 |
| 22 | Elway, at Cleveland, 1/11/87 |
| 20 | Elway, vs. Cleveland, 1/14/90 |
| 19 | Elway, vs. Houston, 1/4/92 |
| 19 | Elway, at Pittsburgh, 12/30/94 |

HIGHEST COMPLETION PERCENTAGE

| Career (min. 15 attempts) | |
|---------------------------|--------------------------------|
| .842 | Gary Kubiak, 1983-91 (16-19) |
| .737 | Steve DeBerg, 1981-83 (14-19) |
| .667 | Jake Plummer, 2003-05 (80-120) |
| .545 | John Elway, 1983-98 (355-651) |
| .467 | Craig Morton, 1977-82 (42-90) |
| .464 | Gus Frerotte, 2000-01 (13-28) |
| .462 | Norris Weese, 1976-79 (12-26) |

Game (min. 10 attempts)

| | |
|------|---|
| .917 | Kubiak, at Buffalo, 1/12/92 (11-12) |
| .767 | Plummer, at Indianapolis, 1/4/04 (23-30) |
| .737 | DeBerg, at Seattle, 12/24/83 (14-19) |
| .706 | Plummer, at Indianapolis, 1/9/05 (24-34) |
| .667 | Elway, vs. Jacksonville, 12/27/97 (16-24) |
| .667 | Elway, at Seattle, 12/24/83 (10-15) |
| .658 | Elway, vs. Jacksonville, 1/4/97 (25-38) |
| .621 | Elway, vs. Atlanta, 1/31/99 (18-29) |
| .617 | Elway, at L.A. Raiders, 1/9/94 (29-47) |
| .609 | Elway, vs. Miami, 1/9/99 (14-23) |

MOST PASSING YARDS

| Career | |
|--------|--------------------------|
| 4,964 | John Elway, 1983-98 |
| 885 | Jake Plummer, 2003-05 |
| 605 | Craig Morton, 1977-82 |
| 212 | Gary Kubiak, 1983-91 |
| 140 | Norris Weese, 1976-79 |
| 131 | Steve DeBerg, 1981-83 |
| 124 | Gus Frerotte, 2000-01 |
| 54 | Jarious Jackson, 2000-03 |
| 52 | Gerald Willhite, 1982-88 |
| 34 | Tommy Maddox, 1992-93 |

Game

| | |
|-----|----------------------------------|
| 385 | Elway, vs. Cleveland, 1/14/90 |
| 336 | Elway, vs. Atlanta, 1/31/99 |
| 304 | Elway, vs. N.Y. Giants, 1/25/87 |
| 302 | Elway, at L.A. Raiders, 1/9/94 |
| 284 | Plummer, at Indianapolis, 1/9/05 |
| 281 | Elway, vs. Cleveland, 1/17/88 |
| 259 | Elway, vs. Houston, 1/10/88 |
| 257 | Elway, vs. Houston, 1/4/92 |
| 257 | Elway, vs. Washington, 1/31/88 |
| 257 | Elway, vs. New England, 1/4/87 |

MOST TOUCHDOWN PASSES THROWN

| Career | |
|--------|-----------------------|
| 27 | John Elway, 1983-98 |
| 5 | Jake Plummer, 2003-05 |
| 5 | Craig Morton, 1977-82 |
| 1 | Steve DeBerg, 1981-83 |

Game

| | |
|---|----------------------------------|
| 3 | Elway, at L.A. Raiders, 1/9/94 |
| 3 | Elway, vs. Cleveland, 1/14/90 |
| 3 | Elway, vs. Cleveland, 1/17/88 |
| 2 | Plummer, at Indianapolis, 1/9/05 |
| 2 | Elway, at Pittsburgh, 1/11/98 |
| 2 | Elway, vs. Jacksonville, 1/4/97 |
| 2 | Elway, vs. Houston, 1/10/88 |
| 2 | Elway, vs. Pittsburgh, 12/30/84 |
| 2 | Morton, vs. Oakland, 1/1/78 |
| 2 | Morton, vs. Pittsburgh, 12/24/77 |

MOST INTERCEPTIONS THROWN

| Career | |
|--------|-----------------------|
| 21 | John Elway, 1983-98 |
| 6 | Jake Plummer, 2003-05 |
| 6 | Craig Morton, 1977-82 |
| 1 | Gus Frerotte, 2000-01 |
| 1 | Steve DeBerg, 1981-83 |

Game

| | |
|---|---|
| 4 | Morton, vs. Dallas, 1/15/78 |
| 3 | Elway, vs. Washington, 1/31/88 |
| 2 | Plummer, vs. Pittsburgh, 1/22/06 |
| 2 | Plummer, at Indianapolis, 1/4/04 |
| 2 | Elway, vs. San Francisco, 1/28/90 |
| 2 | Elway, vs. New England, 1/4/87 |
| 2 | Elway, vs. Pittsburgh, 12/30/84 |
| 1 | 18 times (last: Plummer, vs. N.E., 1/14/06) |

BEST INTERCEPTION AVOIDANCE PERCENTAGE

| Career (min. 15 attempts) | |
|---------------------------|-------------------------------|
| .000 | Gary Kubiak, 1983-91 (0-19) |
| .000 | Norris Weese, 1976-79 (0-26) |
| .032 | John Elway, 1983-98 (21-651) |
| .036 | Gus Frerotte, 2000-01 (1-28) |
| .050 | Jake Plummer, 2003-05 (6-120) |
| .053 | Steve DeBerg, 1981-83 (1-19) |
| .067 | Craig Morton, 1977-82 (6-90) |

HIGHEST AVERAGE GAIN PER ATTEMPT

| Career (min. 15 attempts) | |
|---------------------------|---------------------------------|
| 11.16 | Gary Kubiak, 1983-91 (19-212) |
| 7.63 | John Elway, 1983-98 (651-4,964) |
| 7.27 | Jake Plummer, 2003-05 (120-885) |
| 6.89 | Steve DeBerg, 1981-83 (19-131) |
| 6.72 | Craig Morton, 1977-82 (90-605) |
| 5.38 | Norris Weese, 1976-79 (26-140) |
| 4.43 | Gus Frerotte, 2000-01 (28-124) |

HIGHEST AVERAGE GAIN PER COMPLETION

| Career (min. 15 attempts) | |
|---------------------------|---------------------------------|
| 14.40 | Craig Morton, 1977-82 (42-605) |
| 13.98 | John Elway, 1983-98 (355-4,964) |
| 13.25 | Gary Kubiak, 1983-91 (16-212) |
| 11.67 | Norris Weese, 1976-79 (12-140) |
| 11.06 | Jake Plummer, 2003-05 (80-885) |
| 9.54 | Gus Frerotte, 2000-01 (13-124) |
| 9.36 | Steve DeBerg, 1981-83 (14-131) |

HIGHEST PASSER RATING

| Career (min. 15 attempts) | |
|---------------------------|-----------------------|
| 113.2 | Gary Kubiak, 1983-91 |
| 87.8 | Steve DeBerg, 1981-83 |
| 81.4 | Jake Plummer, 2003-05 |
| 79.7 | John Elway, 1983-98 |
| 63.0 | Norris Weese, 1976-79 |
| 59.7 | Craig Morton, 1977-82 |
| 44.3 | Gus Frerotte, 2000-01 |

LONGEST PASS PLAY

| | |
|-----|---|
| 80t | Elway to R. Smith, vs. Atlanta, 1/31/99 |
| 80t | Elway to Jackson, vs. Cleveland, 1/17/88 |
| 74t | Morton to Moses, vs. Oakland, 1/1/78 |
| 70t | Elway to Young, vs. Cleveland, 1/14/90 |
| 56t | Elway to Nattiel, vs. Washington, 1/31/88 |

POSTSEASON IND. RECORDS — RECEIVING / INTs / SACKS

LONGEST PASS PLAY, CONT.

| | |
|----|--|
| 55 | Elway to Johnson, vs. Houston, 1/10/88 |
| 54 | Elway to Johnson, vs. N.Y. Giants, 1/25/87 |
| 53 | Elway to Young, vs. Cleveland, 1/14/90 |
| 52 | Willhite to Watson, vs. Pittsburgh, 12/30/84 |
| 51 | Elway to Jackson, vs. Pittsburgh, 1/7/90 |

RECEIVING

MOST RECEPTIONS

| Career | |
|--------|----------------------------------|
| 49 | Rod Smith, 1995-2005 |
| 47 | Shannon Sharpe, 1990-99, 2002-03 |
| 41 | Vance Johnson, 1985-93, '95 |
| 36 | Ed McCaffrey, 1995-2003 |
| 31 | Steve Sewell, 1985-92 |
| 21 | Steve Watson, 1979-87 |
| 20 | Mark Jackson, 1986-92 |
| 20 | Sammy Winder, 1982-90 |
| 19 | Terrell Davis, 1995-2002 |
| 13 | Ricky Nattiel, 1987-92 |
| 13 | Haven Moses, 1972-81 |

Game

| | |
|----|------------------------------------|
| 13 | Sharpe, at L.A. Raiders, 1/9/94 |
| 11 | Watson, vs. Pittsburgh, 12/30/84 |
| 8 | McCaffrey, at Baltimore, 12/31/00 |
| 8 | V. Johnson, at Buffalo, 1/12/92 |
| 7 | R. Smith, at Indianapolis, 1/9/05 |
| 7 | Davis, vs. Jacksonville, 1/4/97 |
| 7 | Sewell, at Buffalo, 1/12/92 |
| 7 | V. Johnson, vs. Cleveland, 1/14/90 |
| 7 | Myles, at Seattle, 12/24/83 |
| 6 | R. Smith, vs. New England, 1/14/06 |
| 6 | R. Smith, at Pittsburgh, 1/11/98 |

MOST RECEIVING YARDS

| Career | |
|--------|----------------------------------|
| 860 | Rod Smith, 1995-2005 |
| 719 | Vance Johnson, 1985-93, '95 |
| 505 | Shannon Sharpe, 1990-99, 2002-03 |
| 490 | Ed McCaffrey, 1995-2003 |
| 422 | Mark Jackson, 1986-92 |
| 375 | Steve Sewell, 1985-92 |
| 358 | Steve Watson, 1979-87 |
| 314 | Haven Moses, 1972-81 |
| 255 | Michael Young, 1989-92 |
| 251 | Ricky Nattiel, 1987-92 |

Game

| | |
|-----|--------------------------------------|
| 177 | Watson, vs. Pittsburgh, 12/30/84 |
| 168 | Moses, vs. Oakland, 1/1/78 |
| 156 | Sharpe, at L.A. Raiders, 1/9/94 |
| 152 | R. Smith, vs. Atlanta, 1/31/99 |
| 134 | Jackson, vs. Cleveland, 1/17/88 |
| 123 | Young, vs. Cleveland, 1/14/90 |
| 121 | V. Johnson, vs. N.Y. Giants, 1/25/87 |
| 111 | Jackson, vs. Pittsburgh, 1/7/90 |
| 105 | V. Johnson, vs. Houston, 1/10/88 |
| 104 | V. Johnson, at Buffalo, 1/12/92 |

HIGHEST AVERAGE GAIN PER RECEPTION

| Career (min. 5 receptions) | |
|----------------------------|--------------------------------------|
| 24.2 | Haven Moses, 1972-81 (13-314) |
| 23.2 | Michael Young, 1989-92 (11-255) |
| 21.1 | Mark Jackson, 1986-92 (20-422) |
| 19.3 | Ricky Nattiel, 1987-92 (13-251) |
| 19.3 | Jack Dolbin, 1975-79 (7-135) |
| 17.6 | Rod Smith, 1995-2005 (49-860) |
| 17.5 | Vance Johnson, 1985-93, '95 (41-719) |
| 17.0 | Steve Watson, 1979-87 (21-358) |
| 15.9 | Jeb Putzier, 2002-05 (10-159) |
| 15.2 | Ashley Lelie, 2002-05 (10-152) |

Game (min. 4 receptions)

| | |
|-------|--|
| 33.60 | Moses, vs. Oakland, 1/1/78 (5-168) |
| 33.50 | Jackson, vs. Cleveland, 1/17/88 (4-134) |
| 30.40 | R. Smith, vs. Atlanta, 1/31/99 (5-152) |
| 26.25 | V. Johnson, vs. Houston, 1/10/88 (4-105) |

| | |
|-------|--|
| 24.20 | V. Johnson, vs. N.Y. Giants, 1/25/87 (5-121) |
| 22.25 | V. Johnson, vs. New England, 1/4/87 (4-89) |
| 22.20 | Jackson, vs. Pittsburgh, 1/7/90 (5-111) |

MOST RECEIVING TOUCHDOWNS

| Career | |
|--------|---|
| 6 | Rod Smith, 1995-2005 |
| 4 | Vance Johnson, 1985-93, '95 |
| 2 | Howard Griffith, Mark Jackson, Clarence Kay, Ed McCaffrey, Haven Moses, Ricky Nattiel, Shannon Sharpe, Sammy Winder |
| 1 | 12 players (last: A. Lelie vs. N.E., 1/14/06) |

Game

| | |
|---|----------------------------|
| 2 | Kay, vs. Houston, 1/10/88 |
| 2 | Moses, vs. Oakland, 1/1/78 |

INTERCEPTIONS

MOST INTERCEPTIONS

| Career | |
|--------|--------------------------------|
| 5 | Darrien Gordon, 1997-98 |
| 3 | Tyrone Braxton, 1987-93, 95-99 |
| 3 | Bob Swenson, 1975-83 |
| 2 | Darius Johnson, 1996-99 |
| 2 | Dennis Smith, 1981-94 |
| 2 | Tom Jackson, 1973-86 |

Game

| | |
|---|--------------------------------------|
| 2 | Gordon, vs. Atlanta, 1/31/99 |
| 2 | Gordon, vs. N.Y. Jets, 1/17/99 |
| 2 | D. Smith, vs. Cleveland, 1/14/90 |
| 2 | T. Jackson, vs. Pittsburgh, 12/24/77 |

MOST YARDS ON INTERCEPTION RETURNS

| Career | |
|--------|-------------------------|
| 156 | Darrien Gordon, 1997-98 |
| 100 | Champ Bailey, 2004-05 |
| 76 | Darius Johnson, 1996-99 |
| 57 | Mark Haynes, 1986-89 |
| 49 | Tom Jackson, 1973-86 |
| 26 | Jim Ryan, 1979-88 |

Game

| | |
|-----|--------------------------------------|
| 108 | Gordon, vs. Atlanta, 1/31/99 |
| 100 | Bailey, vs. New England, 1/14/06 |
| 57 | Haynes, vs. Houston, 1/10/88 |
| 49 | T. Jackson, vs. Pittsburgh, 12/24/77 |
| 48 | Gordon, vs. N.Y. Jets, 1/17/99 |
| 48 | D. Johnson, vs. Miami, 1/9/99 |
| 28 | D. Johnson, vs. Atlanta, 1/31/99 |
| 26 | Ryan, at Cleveland, 1/11/87 |
| 18 | Mecklenburg, vs. Houston, 1/10/88 |

LONGEST INTERCEPTION RETURN

| | |
|-----|--------------------------------------|
| 100 | Bailey, vs. New England, 1/14/06 |
| 58 | Gordon, vs. Atlanta, 1/31/99 |
| 57 | Haynes, vs. Houston, 1/10/88 |
| 50 | Gordon, vs. Atlanta, 1/31/99 |
| 48 | D. Johnson, vs. Miami, 1/9/99 |
| 32 | T. Jackson, vs. Pittsburgh, 12/24/77 |
| 30 | Gordon, vs. N.Y. Jets, 1/17/99 |
| 28 | D. Johnson, vs. Atlanta, 1/31/99 |
| 26 | Ryan, at Cleveland, 1/11/87 |
| 18 | Mecklenburg, vs. Houston, 1/10/88 |

SACKS

MOST SACKS

| Career | |
|--------|---------------------------|
| 6 | Simon Fletcher, 1985-95 |
| 6 | Rulon Jones, 1980-88 |
| 3 | Neil Smith, 1997-99 |
| 3 | Rubin Carter, 1975-86 |
| 2 | Maa Tanuvasa, 1995-2000 |
| 2 | Alfred Williams, 1996-99 |
| 2 | Karl Mecklenburg, 1983-94 |
| 2 | Jim Ryan, 1979-88 |
| 2 | Lyle Alzado, 1971-78 |

POSTSEASON IND. RECORDS — SACKS / PUNTS / RETURNS

SACKS, CONT.

| Game | |
|------|-------------------------------------|
| 2 | N. Smith, at Kansas City, 1/4/98 |
| 2 | A. Williams, at Kansas City, 1/4/98 |
| 2 | Fletcher, at L.A. Raiders, 1/9/94 |
| 2 | Fletcher, vs. Cleveland, 1/14/90 |
| 2 | R. Jones, vs. New England, 1/4/87 |
| 2 | Alzado, vs. Dallas, 1/15/78 |
| 2 | Carter, vs. Dallas, 1/15/78 |

PUNTING

MOST PUNTS

| Career | |
|--------|--------------------------|
| 46 | Mike Horan, 1986-2002 |
| 45 | Tom Rouen, 1993-2002 |
| 19 | Bucky Dilts, 1977-78 |
| 10 | Luke Prestridge, 1979-83 |
| 8 | Todd Sauerbrun, 2005 |

| Game | |
|------|-------------------------------------|
| 9 | Rouen, at Baltimore, 12/31/00 |
| 7 | Rouen, vs. N.Y. Jets, 1/17/99 |
| 7 | Horan, vs. Washington, 1/31/88 |
| 6 | Sauerbrun, vs. New England, 1/14/06 |
| 6 | Rouen, at Kansas City, 1/4/98 |
| 6 | Horan, at Buffalo, 1/12/92 |
| 6 | Horan, vs. San Francisco, 1/28/90 |
| 6 | Horan, at Cleveland, 1/11/87 |
| 6 | Prestridge, at Houston, 12/23/79 |
| 6 | Dilts, vs. Pittsburgh, 12/30/78 |

HIGHEST AVERAGE PER PUNT

Career (min. 10 punts)

| | |
|-------|-----------------------------------|
| 45.70 | Luke Prestridge, 1979-83 (10-457) |
| 42.13 | Mike Horan, 1986-2002 (46-1,938) |
| 39.16 | Tom Rouen, 1993-2002 (45-1,762) |
| 37.26 | Bucky Dilts, 1977-78 (19-708) |

Game (min. 4 punts)

| | |
|-------|---|
| 49.00 | Horan, vs. New England, 1/4/87 (5-245) |
| 47.75 | Prestridge, at Seattle, 12/24/83 (4-191) |
| 46.40 | Horan, vs. Cleveland, 1/14/90 (5-232) |
| 45.67 | Sauerbrun, vs. New England, 1/14/06 (6-274) |
| 45.29 | Rouen, vs. N.Y. Jets, 1/17/99 (7-317) |
| 44.33 | Prestridge, at Houston, 12/23/79 (6-266) |

LONGEST PUNT

| | |
|----|---------------------------------|
| 76 | Mike Horan, at Buffalo, 1/12/92 |
|----|---------------------------------|

PUNT RETURNS

MOST PUNT RETURNS

| Career | |
|--------|------------------------------|
| 13 | Vance Johnson, 1985-93, '95 |
| 11 | Darrien Gordon, 1997-98 |
| 10 | Rick Upchurch, 1975-83 |
| 7 | Gerald Willhite, 1982-88 |
| 6 | Kevin Clark, 1987-88, '90-91 |
| 3 | Deltha O'Neal, 2000-03 |
| 3 | Glyn Milburn, 1993-95 |
| 3 | Zach Thomas, 1983-84 |

| Game | |
|------|-------------------------------------|
| 5 | Gordon, vs. N.Y. Jets, 1/17/99 |
| 4 | V. Johnson, vs. Cleveland, 1/14/90 |
| 3 | O'Neal, at Baltimore, 12/31/00 |
| 3 | Milburn, at L.A. Raiders, 1/9/94 |
| 3 | V. Johnson, at Buffalo, 1/12/92 |
| 3 | Willhite, at Cleveland, 1/11/87 |
| 3 | V. Johnson, vs. New England, 1/4/87 |
| 3 | Z. Thomas, at Seattle, 12/24/83 |
| 3 | Upchurch, vs. Dallas, 1/15/78 |

MOST YARDS ON PUNT RETURNS

| Career | |
|--------|-----------------------------|
| 162 | Darrien Gordon, 1997-98 |
| 115 | Vance Johnson, 1985-93, '95 |
| 92 | Rick Upchurch, 1975-83 |

| | |
|----|------------------------------|
| 46 | Kevin Clark, 1987-88, '90-91 |
| 45 | Gerald Willhite, 1982-88 |
| 38 | Glyn Milburn, 1993-95 |

| Game | |
|------|-------------------------------------|
| 79 | Gordon, vs. N.Y. Jets, 1/17/99 |
| 38 | Milburn, at L.A. Raiders, 1/9/94 |
| 36 | Gordon, at Kansas City, 1/4/98 |
| 36 | V. Johnson, at Buffalo, 1/12/92 |
| 36 | V. Johnson, vs. Cleveland, 1/14/90 |
| 30 | Upchurch, at Pittsburgh, 12/30/78 |
| 26 | V. Johnson, vs. New England, 1/4/87 |
| 25 | Upchurch, at Houston, 12/23/79 |

HIGHEST AVERAGE PER RETURN

Career (min. 2 returns)

| | |
|------|--------------------------------------|
| 14.7 | Darrien Gordon, 1997-98 (11-162) |
| 12.7 | Glyn Milburn, 1993-95 (3-38) |
| 9.2 | Rick Upchurch, 1975-83 (10-92) |
| 8.8 | Vance Johnson, 1985-93, '95 (13-115) |
| 7.7 | Kevin Clark, 1987-88, '90-91 (6-46) |
| 6.4 | Gerald Willhite, 1982-88 (7-45) |

| Game (min. 2 returns) | |
|-----------------------|--|
| 15.8 | Gordon, vs. N.Y. Jets, 1/17/99 (5-79) |
| 15.0 | Upchurch, at Pittsburgh, 12/30/78 (2-30) |
| 12.7 | Milburn, at L.A. Raiders, 1/9/94 (3-38) |
| 12.5 | Upchurch, at Houston, 12/23/79 (2-25) |
| 12.0 | V. Johnson, at Buffalo, 1/12/92 (3-36) |
| 9.5 | Gordon, at Pittsburgh, 1/11/98 (2-19) |

LONGEST PUNT RETURN

| | |
|----|------------------------------------|
| 36 | Gordon, vs. N.Y. Jets, 1/17/99 |
| 36 | Gordon, at Kansas City, 1/4/98 |
| 22 | Upchurch, at Pittsburgh, 12/30/78 |
| 19 | Gordon, at Pittsburgh, 1/11/98 |
| 18 | Milburn, at L.A. Raiders, 1/9/94 |
| 17 | Willhite, vs. Pittsburgh, 12/30/84 |
| 17 | Upchurch, at Houston, 12/23/79 |
| 14 | Gordon, vs. Jacksonville, 12/27/97 |

KICKOFF RETURNS

MOST KICKOFF RETURNS

| Career | |
|--------|---------------------------|
| 21 | Ken Bell, 1986-89 |
| 20 | Vaughn Hebron, 1996-98 |
| 12 | Rick Upchurch, 1975-83 |
| 8 | Charlie Adams, 2003-05 |
| 8 | Reuben Droughns, 2002-04 |
| 8 | Darren Carrington, 1989 |
| 6 | Glyn Milburn, 1993-95 |
| 6 | Alton Montgomery, 1990-92 |
| 5 | Cecil Sapp, 2003-05 |
| 5 | Gene Lang, 1984-87 |

| Game | |
|------|--|
| 6 | Droughns, at Indianapolis, 1/4/04 |
| 6 | Milburn, at L.A. Raiders, 1/9/94 |
| 6 | Carrington, vs. San Francisco, 1/28/90 |
| 5 | Bell, vs. Washington, 1/31/88 |

MOST YARDS ON KICKOFF RETURNS

| Career | |
|--------|---------------------------|
| 460 | Vaughn Hebron, 1996-98 |
| 383 | Ken Bell, 1986-89 |
| 259 | Rick Upchurch, 1975-83 |
| 197 | Darren Carrington, 1989 |
| 189 | Charlie Adams, 2003-05 |
| 169 | Reuben Droughns, 2002-04 |
| 122 | Alton Montgomery, 1990-92 |
| 97 | Cecil Sapp, 2003-05 |
| 85 | Glyn Milburn, 1993-95 |
| 81 | Zach Thomas, 1983-84 |

| Game | |
|------|--|
| 146 | Carrington, vs. San Francisco, 1/28/90 |
| 133 | Droughns, at Indianapolis, 1/4/04 |
| 110 | Adams, vs. Pittsburgh, 1/22/06 |
| 94 | Upchurch, vs. Dallas, 1/15/78 |

POSTSEASON IND. RECORDS — RETURNS / KICKING / SCORING

MOST YARDS ON KICKOFF RETURNS, GAME, CONT.

| | |
|----|------------------------------------|
| 88 | Montgomery, vs. Houston, 1/4/92 |
| 88 | Bell, vs. Washington, 1/31/88 |
| 87 | Hebron, vs. Jacksonville, 12/27/97 |
| 86 | Sapp, at Indianapolis, 1/9/05 |
| 85 | Hebron, vs. Jacksonville, 1/4/97 |
| 85 | Milburn, at L.A. Raiders, 1/9/94 |

HIGHEST AVERAGE PER KICKOFF RETURN

Career (min. 3 returns)

| | |
|-------|-----------------------------------|
| 27.25 | John Schultz, 1976-78 (4-109) |
| 24.63 | Darren Carrington, 1989 (8-197) |
| 23.63 | Charlie Adams, 2003-05 (8-189) |
| 23.00 | Vaughn Hebron, 1996-98 (20-460) |
| 21.58 | Rick Upchurch, 1975-83 (12-259) |
| 20.33 | Alton Montgomery, 1990-92 (6-122) |
| 20.25 | Zach Thomas, 1983-84 (4-81) |
| 18.67 | Dave Preston, 1978-83 (3-56) |
| 19.40 | Cecil Sapp, 2003-05 (5-97) |
| 18.24 | Ken Bell, 1986-89 (21-383) |

Game (min. 2 returns)

| | |
|-------|--|
| 31.33 | Upchurch, vs. Dallas, 1/15/78 (3-94) |
| 31.00 | Bell, vs. Pittsburgh, 1/7/90 (2-62) |
| 31.00 | Schultz, vs. Dallas, 1/15/78 (2-62) |
| 29.00 | Hebron, vs. Jacksonville, 12/27/97 (3-87) |
| 28.33 | Hebron, vs. Jacksonville, 1/4/97 (3-85) |
| 28.00 | Willhite, vs. Pittsburgh, 12/30/84 (2-56) |
| 27.50 | Adams, vs. Pittsburgh, 1/22/06 (4-110) |
| 25.50 | Hebron, at Kansas City, 1/4/98 (2-51) |
| 25.50 | Carrington, vs. Pittsburgh, 1/7/90 (2-51) |
| 24.33 | Carrington, vs. San Francisco, 1/28/90 (6-146) |

LONGEST KICKOFF RETURN

| | |
|----|--|
| 67 | Upchurch, vs. Dallas, 1/15/78 |
| 51 | Hebron, vs. Jacksonville, 12/27/97 |
| 47 | Adams, vs. Pittsburgh, 1/22/06 |
| 41 | Luke, at Indianapolis, 1/9/05 |
| 39 | Carrington, vs. San Francisco, 1/28/90 |
| 38 | Hebron, vs. Jacksonville, 1/4/97 |
| 37 | Schultz, vs. Dallas, 1/15/78 |
| 35 | Bell, vs. New England, 1/4/87 |
| 33 | Droughns, at Indianapolis, 1/4/04 |
| 32 | Hebron, vs. Green Bay, 1/25/98 |

KICKING

MOST PAT ATTEMPTS

| Career | |
|--------|--------------------------|
| 40 | Jason Elam, 1993-2005 |
| 19 | Rich Karlis, 1982-88 |
| 12 | David Treadwell, 1989-92 |
| 9 | Jim Turner, 1971-79 |

| Game | |
|------|-----------------------------------|
| 6 | Elam, vs. Jacksonville, 12/27/97 |
| 5 | Elam, vs. Miami, 1/9/99 |
| 5 | Karlis, vs. Cleveland, 1/17/88 |
| 4 | Elam, vs. Atlanta, 1/31/99 |
| 4 | Elam, vs. Green Bay, 1/25/98 |
| 4 | Treadwell, vs. Cleveland, 1/14/90 |
| 4 | Karlis, vs. Houston, 1/10/88 |
| 4 | Turner, vs. Pittsburgh, 12/24/77 |

MOST PATS MADE

| Career | |
|--------|--------------------------|
| 39 | Jason Elam, 1993-2005 |
| 19 | Rich Karlis, 1982-88 |
| 11 | David Treadwell, 1989-92 |
| 9 | Jim Turner, 1971-79 |

| Game | |
|------|-----------------------------------|
| 6 | Elam, vs. Jacksonville, 12/27/97 |
| 5 | Elam, vs. Miami, 1/9/99 |
| 5 | Karlis, vs. Cleveland, 1/17/88 |
| 4 | Elam, vs. Atlanta, 1/31/99 |
| 4 | Elam, vs. Green Bay, 1/25/98 |
| 4 | Treadwell, vs. Cleveland, 1/14/90 |

| | |
|---|----------------------------------|
| 4 | Karlis, vs. Houston, 1/10/88 |
| 4 | Turner, vs. Pittsburgh, 12/24/77 |

HIGHEST PAT PERCENTAGE

| Career | |
|--------|----------------------------------|
| 1.000 | Rich Karlis, 1982-88 (19/19) |
| 1.000 | Jim Turner, 1971-79 (9/9) |
| .975 | Jason Elam, 1993-2005 (39/40) |
| .916 | David Treadwell, 1989-92 (11/12) |

MOST FIELD GOALS ATTEMPTED

| Career | |
|--------|--------------------------|
| 18 | Jason Elam, 1993-2005 |
| 18 | Rich Karlis, 1982-88 |
| 11 | David Treadwell, 1989-92 |
| 8 | Jim Turner, 1971-79 |

Game

| | |
|---|-----------------------------------|
| 4 | Elam, vs. Atlanta, 1/31/99 |
| 4 | Treadwell, vs. Cleveland, 1/28/90 |
| 4 | Karlis, vs. N.Y. Giants, 1/25/87 |
| 3 | Elam, vs. N.Y. Jets, 1/17/99 |
| 3 | Treadwell, at Buffalo, 1/12/92 |
| 3 | Karlis, at Cleveland, 1/11/87 |
| 3 | Karlis, vs. Pittsburgh, 12/30/84 |
| 3 | Turner, vs. Oakland, 1/1/78 |

MOST FIELD GOALS MADE

| Career | |
|--------|--------------------------|
| 15 | Jason Elam, 1993-2005 |
| 12 | Rich Karlis, 1982-88 |
| 7 | David Treadwell, 1989-92 |
| 4 | Jim Turner, 1971-79 |

Game

| | |
|---|-----------------------------------|
| 3 | Elam, vs. N.Y. Jets, 1/17/99 |
| 3 | Treadwell, vs. Cleveland, 1/14/90 |
| 3 | Karlis, at Cleveland, 1/11/87 |
| 2 | Elam, vs. New England, 1/14/06 |
| 2 | Elam, vs. Atlanta, 1/31/99 |
| 2 | Treadwell, vs. Houston, 1/4/92 |
| 2 | Karlis, vs. Houston, 1/10/88 |
| 2 | Karlis, vs. N.Y. Giants, 1/25/87 |
| 2 | Karlis, vs. New England, 1/4/87 |
| 2 | Turner, vs. Pittsburgh, 12/24/77 |

HIGHEST FIELD GOAL PERCENTAGE

| Career | |
|--------|---------------------------------|
| .833 | Jason Elam, 1993-2005 (15/18) |
| .667 | Rich Karlis, 1982-88 (12/18) |
| .636 | David Treadwell, 1989-92 (7/11) |
| .500 | Jim Turner, 1971-79 (4/8) |

LONGEST FIELD GOAL

| | |
|----|-----------------------------------|
| 51 | Elam, vs. Green Bay, 1/25/98 |
| 50 | Elam, vs. New England, 1/14/06 |
| 49 | Elam, at Indianapolis, 1/4/04 |
| 49 | Treadwell, vs. Houston, 1/4/92 |
| 48 | Elam, vs. N.Y. Jets, 1/17/99 |
| 48 | Karlis, vs. N.Y. Giants, 1/25/87 |
| 47 | Turner, vs. Dallas, 1/15/78 |
| 44 | Turner, vs. Pittsburgh, 12/24/77 |
| 43 | Elam, at Pittsburgh, 1/11/98 |
| 43 | Treadwell, vs. Pittsburgh, 1/7/90 |
| 43 | Karlis, vs. Houston, 1/10/88 |

SCORING

MOST TOUCHDOWNS SCORED

| Career | |
|--------|-----------------------------|
| 12 | Terrell Davis, 1995-2002 |
| 6 | Rod Smith, 1995-2005 |
| 6 | John Elway, 1983-98 |
| 4 | Howard Griffith, 1997-2001 |
| 4 | Vance Johnson, 1985-93, '95 |
| 3 | Mike Anderson, 2000-05 |
| 3 | Derek Loville, 1997-99 |
| 3 | Sammy Winder, 1982-90 |

POSTSEASON IND. / TEAM RECORDS — RESULTS / SCORING

MOST TOUCHDOWNS SCORED, CONT.

| Game | |
|------|--|
| 3 | Davis, vs. Green Bay, 1/25/98 |
| 2 | 11 times (last: Anderson vs. New England, 1/14/06) |

MOST POINTS SCORED

| Career | |
|--------|-----------------------------|
| 84 | Jason Elam, 1993-2005 |
| 74 | Terrell Davis, 1995-2002 |
| 55 | Rich Karlis, 1982-88 |
| 36 | Rod Smith, 1995-2005 |
| 36 | John Elway, 1983-98 |
| 32 | David Treadwell, 1989-92 |
| 24 | Howard Griffith, 1997-2001 |
| 24 | Vance Johnson, 1985-93, '95 |
| 21 | Jim Turner, 1971-79 |
| 18 | Mike Anderson, 2000-05 |
| 18 | Derek Loville, 1997-99 |
| 18 | Sammy Winder, 1982-90 |

Game

| | |
|----|--|
| 18 | Davis, vs. Green Bay, 1/25/98 |
| 13 | Treadwell, vs. Cleveland, 1/14/90 |
| 12 | 11 times (last: Anderson vs. New England, 1/14/06) |

POSTSEASON GAME-BY-GAME

Won-Lost Record: 17-15

| | |
|----------|--|
| 1/22/06 | Pittsburgh 34, Denver 17 AFC Championship Game (INVESCO Field at Mile High, att. 76,755) |
| 1/14/06 | Denver 27, New England 13 AFC Divisional Playoff Game (INVESCO Field at Mile High, att. 76,238) |
| 1/9/05 | Indianapolis 49, Denver 24 AFC Wild Card Playoff (RCA Dome, att. 56,609) |
| 1/4/04 | Indianapolis 41, Denver 10 AFC Wild Card Playoff (RCA Dome, att. 56,586) |
| 12/31/00 | Baltimore 21, Denver 3 AFC Wild Card Playoff (PSINet Stadium, att. 69,638) |
| 1/31/99 | Denver 34, Atlanta 19 Super Bowl XXXIII (Pro Player Stadium, att. 74,803) |
| 1/17/99 | Denver 23, New York Jets 10 AFC Championship Game (Mile High Stadium, att.: 75,482) |
| 1/9/99 | Denver 38, Miami 3 AFC Divisional Playoff Game (Mile High Stadium, att.: 75,729) |
| 1/25/98 | Denver 31, Green Bay 24 Super Bowl XXXII (Qualcomm Stadium, att.: 68,912) |
| 1/11/98 | Denver 24, Pittsburgh 21 AFC Championship Game (Three Rivers Stadium, att.: 61,382) |
| 1/4/98 | Denver 14, Kansas City 10 AFC Divisional Playoff (Arrowhead Stadium, att.: 76,965) |
| 12/27/97 | Denver 42, Jacksonville 17 AFC Wild Card Playoff (Mile High Stadium, att.: 74,481) |
| 1/4/97 | Jacksonville 30, Denver 27 AFC Divisional Playoff (Mile High Stadium; att.: 75,678) |
| 1/9/94 | L.A. Raiders 42, Denver 24 AFC Wild Card Playoff (L.A. Coliseum; att.: 65,314) |
| 1/12/92 | Buffalo 10, Denver 7 AFC Championship Game (Rich Stadium; att.: 80,272) |
| 1/4/92 | Denver 26, Houston 24 AFC Divisional Playoff (Mile High Stadium; att.: 75,301) |

| | |
|----------|---|
| 1/28/90 | San Francisco 55, Denver 10 Super Bowl XXIV (Superdome; att.: 72,919) |
| 1/14/90 | Denver 37, Cleveland 21 AFC Championship Game (Mile High Stadium; att.: 76,005) |
| 1/7/90 | Denver 24, Pittsburgh 23 AFC Divisional Playoff (Mile High Stadium; att.: 75,868) |
| 1/31/88 | Washington 42, Denver 10 Super Bowl XXII (Jack Murphy Stadium; att.: 73,302) |
| 1/17/88 | Denver 38, Cleveland 33 AFC Championship Game (Mile High Stadium; att.: 75,993) |
| 1/10/88 | Denver 34, Houston 10 AFC Divisional Playoff (Mile High Stadium; att.: 75,968) |
| 1/25/87 | N.Y. Giants 39, Denver 20 Super Bowl XXI (Rose Bowl; att.: 101,063) |
| 1/11/87 | Denver 23, Cleveland 20 (OT) AFC Championship Game (Cleveland Stadium; att.: 79,915) |
| 1/4/87 | Denver 22, New England 17 AFC Divisional Playoff (Mile High Stadium; att.: 76,105) |
| 12/30/84 | Pittsburgh 24, Denver 17 AFC Divisional Playoff (Mile High Stadium; att.: 76,105) |
| 12/24/83 | Seattle 31, Denver 7 AFC Wild Card Playoff (Kingdome; att.: 60,752) |
| 12/23/79 | Houston 13, Denver 7 AFC Wild Card Playoff (Astrodome; att.: 48,776) |
| 12/30/78 | Pittsburgh 33, Denver 10 AFC Divisional Playoff (Three Rivers; att.: 48,921) |
| 1/15/78 | Dallas 27, Denver 10 Super Bowl XII (Superdome; att.: 76,400) |
| 1/1/78 | Denver 20, Oakland 17 AFC Championship Game (Mile High Stadium; att.: 74,982) |
| 12/24/77 | Denver 34, Pittsburgh 17 AFC Divisional Playoff (Mile High Stadium; att.: 75,011) |

SCORING

MOST POINTS SCORED

| | |
|----|----------------------------|
| 42 | vs. Jacksonville, 12/27/97 |
| 38 | vs. Miami, 1/9/99 |
| 38 | vs. Cleveland, 1/17/88 |
| 37 | vs. Cleveland, 1/14/90 |
| 34 | vs. Atlanta, 1/31/99 |
| 34 | vs. Houston, 1/10/88 |
| 34 | vs. Pittsburgh, 12/24/77 |
| 31 | vs. Green Bay, 1/25/98 |
| 27 | vs. New England, 1/14/06 |
| 27 | vs. Jacksonville, 1/4/97 |

MOST POINTS SCORED, ONE HALF

| | |
|----|----------------------------------|
| 27 | vs. Cleveland, 1/14/90 (2nd) |
| 24 | at Pittsburgh, 1/11/98 (1st) |
| 23 | vs. N.Y. Jets, 1/17/99 (2nd) |
| 21 | at Indianapolis, 1/9/05 (2nd) |
| 21 | vs. Miami, 1/9/99 (1st) |
| 21 | vs. Jacksonville, 12/27/97 (2nd) |
| 21 | vs. Jacksonville, 12/27/97 (1st) |
| 21 | at L.A. Raiders, 1/9/94 (1st) |
| 21 | vs. Cleveland, 1/17/88 (1st) |
| 20 | vs. Pittsburgh, 12/24/77 (2nd) |

POSTSEASON TEAM RECORDS — SCORING / OFFENSE

MOST POINTS SCORED, ONE QUARTER

| | |
|----|----------------------------------|
| 21 | vs. Jacksonville, 12/27/97 (4th) |
| 20 | vs. N.Y. Jets, 1/17/99 (3rd) |
| 17 | vs. Atlanta, 1/31/99 (4th) |
| 17 | at Pittsburgh, 1/11/98 (2nd) |
| 15 | vs. Jacksonville, 1/4/97 (4th) |
| 14 | at Indianapolis, 1/9/05 (3rd) |
| 14 | vs. Miami, 1/9/99 (4th) |
| 14 | vs. Miami, 1/9/99 (1st) |
| 14 | vs. Jacksonville, 12/27/97 (1st) |
| 14 | at L.A. Raiders, 1/9/94 (2nd) |
| 14 | vs. Cleveland, 1/14/90 (3rd) |
| 14 | vs. Cleveland, 1/17/88 (1st) |

TOTAL OFFENSE

MOST TOTAL PLAYS

| | |
|----|----------------------------|
| 77 | at Cleveland, 1/11/87 |
| 76 | vs. Jacksonville, 12/27/97 |
| 76 | vs. Cleveland, 1/14/90 |
| 75 | vs. N.Y. Jets, 1/17/99 |
| 75 | vs. New England, 1/4/87 |
| 73 | at L.A. Raiders, 1/9/94 |
| 69 | at Buffalo, 1/12/92 |
| 69 | at Seattle, 12/24/83 |

MOST TOTAL YARDS

| | |
|-----|--|
| 511 | vs. Jacksonville, 12/27/97 (310 rush/201 pass) |
| 497 | vs. Cleveland, 1/14/90 (120/377) |
| 457 | vs. Atlanta, 1/31/99 (121/336) |
| 441 | vs. New England, 1/4/87 (188/253) |
| 424 | vs. Miami, 1/9/99 (250/174) |
| 418 | vs. Houston, 1/4/92 (151/267) |
| 412 | vs. Cleveland, 1/17/88 (156/256) |
| 387 | at L.A. Raiders, 1/9/94 (56/331) |
| 374 | at Cleveland, 1/11/87 (149/225) |
| 372 | vs. N.Y. Giants, 1/25/87 (52/320) |

HIGHEST AVERAGE GAIN PER PLAY

| | |
|-----|-------------------------------------|
| 7.0 | vs. Atlanta, 1/31/99 (65-457) |
| 7.0 | vs. Pittsburgh, 1/7/90 (52-364) |
| 6.8 | vs. Miami, 1/9/99 (62-424) |
| 6.7 | vs. Jacksonville, 12/27/97 (76-511) |
| 6.5 | vs. Cleveland, 1/14/90 (52-364) |
| 6.4 | vs. Houston, 1/4/92 (65-418) |
| 6.1 | vs. Cleveland, 1/17/88 (67-412) |
| 5.9 | vs. Jacksonville, 1/4/97 (60-351) |
| 5.8 | at Indianapolis, 1/9/05 (58-338) |
| 5.8 | vs. N.Y. Giants, 1/25/87 (64-372) |

RUSHING

MOST RUSHES

| | |
|----|----------------------------|
| 49 | vs. Jacksonville, 12/27/97 |
| 42 | vs. New England, 1/4/87 |
| 39 | vs. Green Bay, 1/25/98 |
| 39 | vs. Cleveland, 1/14/90 |
| 39 | vs. Cleveland, 1/17/88 |
| 38 | vs. N.Y. Jets, 1/17/99 |
| 38 | vs. Miami, 1/9/99 |
| 37 | at Cleveland, 1/11/87 |
| 37 | vs. Oakland, 1/1/78 |
| 37 | vs. Pittsburgh, 12/24/77 |

MOST RUSHING YARDS

| | |
|-----|----------------------------|
| 310 | vs. Jacksonville, 12/27/97 |
| 250 | vs. Miami, 1/9/99 |
| 188 | vs. New England, 1/4/87 |
| 179 | vs. Green Bay, 1/25/98 |
| 178 | vs. N.Y. Jets, 1/17/99 |
| 156 | vs. Cleveland, 1/17/88 |
| 151 | vs. Houston, 1/4/92 |
| 150 | at Pittsburgh, 1/11/98 |
| 149 | at Cleveland, 1/11/87 |
| 146 | at Indianapolis, 1/4/04 |

HIGHEST AVERAGE GAIN PER RUSH (MIN. 10 RUSHES)

| | |
|-----|-------------------------------------|
| 6.6 | vs. Miami, 1/9/99 (38-250) |
| 6.3 | vs. Jacksonville, 12/27/97 (49-310) |
| 6.0 | vs. Jacksonville, 1/4/97 (21-126) |
| 5.7 | vs. Washington, 1/31/88 (17-97) |
| 5.6 | at Indianapolis, 1/4/04 (26-146) |
| 5.0 | at Pittsburgh, 1/11/98 (30-150) |
| 4.9 | vs. Houston, 1/4/92 (31-151) |
| 4.7 | vs. N.Y. Jets, 1/17/99 (38-178) |

MOST RUSHING TOUCHDOWNS

| | |
|---|--|
| 5 | vs. Jacksonville, 12/27/97 |
| 4 | vs. Green Bay, 1/25/98 |
| 3 | vs. Atlanta, 1/31/99 |
| 3 | vs. Miami, 1/9/99 |
| 2 | 8 times (last: vs. New England, 1/14/06) |

PASSING

MOST PASS ATTEMPTS

| | |
|----|--------------------------|
| 54 | at L.A. Raiders, 1/9/94 |
| 41 | vs. N.Y. Giants, 1/25/87 |
| 39 | vs. Washington, 1/31/88 |
| 38 | at Baltimore, 12/31/00 |
| 38 | vs. Jacksonville, 1/4/97 |
| 38 | at Cleveland, 1/11/87 |
| 38 | vs. Pittsburgh, 12/24/77 |
| 36 | vs. Cleveland, 1/14/90 |

MOST COMPLETIONS

| | |
|----|--------------------------|
| 32 | at L.A. Raiders, 1/9/94 |
| 26 | vs. N.Y. Giants, 1/25/87 |
| 25 | vs. Jacksonville, 1/4/97 |
| 24 | at Indianapolis, 1/9/05 |
| 24 | at Seattle, 12/24/83 |
| 23 | at Indianapolis, 1/4/04 |
| 22 | at Buffalo, 1/12/92 |
| 22 | at Cleveland, 1/11/87 |

HIGHEST COMPLETION PERCENTAGE (MIN. 10 ATTEMPTS)

| | |
|------|--------------------------------------|
| .767 | at Indianapolis, 1/4/04 (23/30) |
| .706 | at Indianapolis, 1/9/05 (24/34) |
| .706 | at Seattle, 12/24/83 (24/34) |
| .667 | vs. Jacksonville, 12/27/97 (16/24) |
| .667 | at Buffalo, 1/12/92 (22/33) |
| .658 | vs. Jacksonville, 1/4/97 (25/38) |
| .634 | vs. New York Giants, 1/25/87 (26/41) |
| .621 | vs. Atlanta, 1/31/99 (18/29) |
| .609 | vs. Miami, 1/9/99 (14/23) |

MOST YARDS PASSING (NET YARDS)

| | |
|-----|--------------------------|
| 377 | vs. Cleveland, 1/14/90 |
| 336 | vs. Atlanta, 1/31/99 |
| 331 | at L.A. Raiders, 1/9/94 |
| 320 | vs. N.Y. Giants, 1/25/87 |
| 267 | vs. Houston, 1/4/92 |
| 260 | at Indianapolis, 1/9/05 |
| 256 | vs. Cleveland, 1/17/88 |
| 255 | vs. Houston, 1/10/88 |
| 253 | vs. New England, 1/4/87 |
| 235 | at Seattle, 12/24/83 |

MOST TOUCHDOWN PASSES

| | |
|---|---|
| 3 | at L.A. Raiders, 1/9/94 |
| 3 | vs. Cleveland, 1/14/90 |
| 3 | vs. Cleveland, 1/17/88 |
| 2 | 7 times (last: at Indianapolis, 1/9/05) |

MOST INTERCEPTIONS THROWN

| | |
|---|----------------------------|
| 4 | vs. Dallas, 1/15/78 |
| 3 | vs. Washington, 1/31/88 |
| 2 | vs. Pittsburgh, 1/22/06 |
| 2 | at Indianapolis, 1/4/04 |
| 2 | vs. San Francisco, 1/28/90 |
| 2 | vs. New England, 1/4/87 |
| 2 | vs. Pittsburgh, 12/30/84 |
| 2 | at Seattle, 12/24/83 |

POSTSEASON TEAM RECORDS — FIRST DOWNS / SPECIAL TEAMS

MOST TIMES SACKED

| | |
|---|----------------------------|
| 6 | vs. San Francisco, 1/28/90 |
| 6 | at Houston, 12/23/79 |
| 6 | at Pittsburgh, 12/30/78 |
| 5 | at Baltimore, 12/31/00 |
| 5 | vs. Washington, 1/31/88 |
| 4 | at Buffalo, 1/12/92 |
| 4 | vs. N.Y. Giants, 1/25/87 |
| 4 | vs. Pittsburgh, 12/30/84 |
| 4 | vs. Dallas, 1/15/78 |

MOST YARDAGE LOST ON SACKS

| | |
|----|----------------------------|
| 50 | vs. Washington, 1/31/88 |
| 43 | at Baltimore, 12/31/00 |
| 40 | at Houston, 12/23/79 |
| 37 | vs. Pittsburgh, 12/30/84 |
| 37 | at Pittsburgh, 12/30/78 |
| 34 | at Buffalo, 1/12/92 |
| 33 | vs. San Francisco, 1/28/90 |
| 32 | vs. N.Y. Giants, 1/25/87 |

FIRST DOWNS

MOST FIRST DOWNS

| | |
|----|----------------------------|
| 28 | vs. Jacksonville, 12/27/97 |
| 26 | at L.A. Raiders, 1/9/94 |
| 26 | vs. Houston, 1/4/92 |
| 24 | vs. Miami, 1/9/99 |
| 24 | vs. Cleveland, 1/17/88 |
| 23 | at Pittsburgh, 1/11/98 |
| 23 | vs. N.Y. Giants, 1/25/87 |
| 23 | vs. New England, 1/4/87 |
| 22 | vs. Atlanta, 1/31/99 |

MOST FIRST DOWNS RUSHING

| | |
|----|----------------------------|
| 18 | vs. Jacksonville, 12/27/97 |
| 14 | vs. Green Bay, 1/25/98 |
| 13 | vs. Miami, 1/9/99 |
| 13 | vs. Houston, 1/4/92 |
| 12 | vs. New England, 1/4/87 |
| 10 | at Indianapolis, 1/4/04 |
| 10 | vs. Cleveland, 1/17/88 |

MOST FIRST DOWNS PASSING

| | |
|----|--------------------------|
| 18 | at L.A. Raiders, 1/9/94 |
| 16 | vs. N.Y. Giants, 1/25/87 |
| 15 | at Pittsburgh, 1/11/98 |
| 14 | at Indianapolis, 1/9/05 |
| 14 | vs. Atlanta, 1/31/99 |
| 14 | vs. Cleveland, 1/14/90 |
| 14 | at Seattle, 12/24/83 |
| 13 | vs. Jacksonville, 1/4/97 |
| 13 | at Buffalo, 1/12/92 |
| 13 | at Cleveland, 1/11/87 |

MOST FIRST DOWNS BY PENALTY

| | |
|---|-------------------------|
| 4 | at L.A. Raiders, 1/9/94 |
| 3 | vs. Pittsburgh, 1/22/06 |
| 3 | at Kansas City, 1/4/98 |
| 3 | vs. Cleveland, 1/17/88 |
| 3 | at Cleveland, 1/11/87 |

PUNTS

MOST PUNTS

| | |
|---|----------------------------|
| 9 | at Baltimore, 12/31/00 |
| 8 | vs. N.Y. Jets, 1/17/99 |
| 7 | vs. Washington, 1/31/88 |
| 7 | at Cleveland, 1/11/87 |
| 6 | vs. New England, 1/14/06 |
| 6 | at Kansas City, 1/4/98 |
| 6 | at Buffalo, 1/12/92 |
| 6 | vs. San Francisco, 1/28/90 |
| 6 | vs. New England, 1/4/87 |
| 6 | vs. Houston, 12/23/79 |
| 6 | at Pittsburgh, 12/30/78 |

HIGHEST PUNTING AVERAGE (MIN. 4 ATTEMPTS)

| | |
|------|----------------------------------|
| 47.8 | at Seattle, 12/24/83 (4-191) |
| 46.4 | vs. Cleveland, 1/14/90 (5-232) |
| 46.0 | vs. New England, 1/4/87 (6-276) |
| 45.7 | vs. New England, 1/14/06 (6-274) |
| 44.3 | at Houston, 12/23/79 (6-266) |

HIGHEST NET PUNTING AVERAGE (MIN. 4 ATTEMPTS)

| | |
|------|----------------------------------|
| 40.3 | at Buffalo, 1/12/92 (6-242) |
| 40.0 | vs. Pittsburgh, 12/30/84 (4-160) |
| 39.5 | vs. New England, 1/14/06 (6-237) |
| 39.5 | vs. Oakland, 1/1/78 (4-158) |
| 38.0 | vs. Jacksonville, 1/4/97 (5-190) |

PUNT RETURNS

MOST PUNT RETURNS

| | |
|---|-------------------------|
| 5 | vs. N.Y. Jets, 1/17/99 |
| 4 | at Baltimore, 12/31/00 |
| 4 | vs. Cleveland, 1/14/90 |
| 4 | vs. New England, 1/4/87 |
| 4 | vs. Dallas, 1/15/78 |
| 4 | vs. Oakland, 1/1/78 |

MOST YARDS PUNT RETURNS

| | |
|----|-------------------------|
| 79 | vs. N.Y. Jets, 1/17/99 |
| 38 | at L.A. Raiders, 1/9/94 |
| 36 | at Kansas City, 1/4/98 |
| 36 | at Buffalo, 1/12/92 |
| 36 | vs. Cleveland, 1/14/90 |
| 35 | vs. New England, 1/4/87 |

KICKOFF RETURNS

MOST KICKOFF RETURNS

| | |
|---|----------------------------|
| 9 | vs. San Francisco, 1/28/90 |
| 8 | at Indianapolis, 1/9/05 |
| 6 | at Indianapolis, 1/4/04 |
| 6 | vs. Jacksonville, 1/4/97 |
| 6 | at L.A. Raiders, 1/9/94 |
| 6 | at Seattle, 12/24/83 |
| 6 | at Pittsburgh, 12/30/78 |
| 6 | vs. Dallas, 1/15/78 |

MOST YARDS ON KICKOFF RETURNS

| | |
|-----|-------------------------------------|
| 196 | vs. San Francisco, 1/28/90 |
| 188 | at Indianapolis, 1/9/05 |
| 173 | vs. Dallas, 1/15/78 |
| 133 | at Indianapolis, 1/4/04 |
| 123 | vs. Jacksonville, 1/4/97 |
| 119 | vs. Pittsburgh, 1/7/90 |
| 118 | at Seattle, 12/24/83 |
| 95 | vs. Green Bay, 1/25/98 |
| 88 | 2 times (last: vs. Houston, 1/4/92) |

FIELD GOALS

MOST FIELD GOALS ATTEMPTED

| | |
|---|--------------------------|
| 4 | vs. Atlanta, 1/31/99 |
| 4 | vs. Cleveland, 1/14/90 |
| 4 | vs. N.Y. Giants, 1/25/87 |
| 3 | vs. N.Y. Jets, 1/17/99 |
| 3 | at Buffalo, 1/12/92 |
| 3 | at Cleveland, 1/11/87 |
| 3 | vs. Pittsburgh, 12/30/84 |
| 3 | vs. Oakland, 1/1/78 |

MOST FIELD GOALS MADE

| | |
|---|--------------------------|
| 3 | vs. N.Y. Jets, 1/17/99 |
| 3 | vs. Cleveland, 1/14/90 |
| 3 | at Cleveland, 1/11/87 |
| 2 | vs. New England, 1/14/06 |
| 2 | vs. Atlanta, 1/31/99 |
| 2 | vs. Houston, 1/4/91 |
| 2 | vs. Houston, 1/10/88 |
| 2 | vs. N.Y. Giants, 1/25/87 |
| 2 | vs. New England, 1/4/87 |
| 2 | at Pittsburgh, 12/24/77 |

POSTSEASON TEAM RECORDS — DEFENSE / PENALTIES

FUMBLES

MOST FUMBLES

| | |
|---|--|
| 4 | at Kansas City, 1/4/98 |
| 4 | at Buffalo, 1/12/92 |
| 4 | vs. Dallas, 1/15/78 |
| 3 | 4 times (last: vs. San Francisco, 1/28/90) |

MOST FUMBLES LOST

| | |
|---|----------------------------|
| 4 | vs. Dallas, 1/15/78 |
| 2 | vs. Pittsburgh, 1/22/06 |
| 2 | at Kansas City, 1/4/98 |
| 2 | vs. Jacksonville, 12/27/97 |
| 2 | vs. San Francisco, 1/28/90 |
| 2 | vs. Cleveland, 1/14/90 |
| 2 | at Pittsburgh, 12/30/78 |

PENALTIES

MOST PENALTIES

| | |
|----|----------------------------|
| 10 | at L.A. Raiders, 1/9/94 |
| 9 | vs. Jacksonville, 12/27/97 |
| 8 | at Kansas City, 1/4/98 |
| 8 | vs. Jacksonville, 1/4/97 |
| 8 | at Pittsburgh, 12/30/78 |
| 8 | vs. Dallas, 1/15/78 |
| 8 | vs. Oakland, 1/1/78 |

MOST YARDS PENALIZED

| | |
|-----|----------------------------|
| 104 | at Pittsburgh, 12/30/78 |
| 97 | at L.A. Raiders, 1/9/94 |
| 94 | vs. Jacksonville, 12/27/97 |
| 70 | vs. Houston, 1/4/92 |
| 70 | at Houston, 12/23/79 |
| 65 | vs. Green Bay, 1/25/98 |
| 64 | at Kansas City, 1/4/98 |
| 64 | vs. Jacksonville, 1/4/97 |
| 61 | vs. Atlanta, 1/31/99 |
| 60 | vs. Dallas, 1/15/78 |

FEWEST PENALTIES

| | |
|---|---|
| 0 | vs. San Francisco, 1/28/90 |
| 1 | vs. Cleveland, 1/14/90 |
| 1 | vs. Pittsburgh, 12/30/84 |
| 2 | vs. Pittsburgh, 1/7/90 |
| 3 | 2 times (last: vs. New England, 1/4/87) |

FEWEST YARDS PENALIZED

| | |
|----|---|
| 0 | vs. San Francisco, 1/28/90 |
| 5 | vs. Cleveland, 1/14/90 |
| 5 | vs. Pittsburgh, 12/30/84 |
| 19 | vs. Pittsburgh, 1/7/90 |
| 20 | 4 times (last: vs. Pittsburgh, 1/22/06) |

TOTAL DEFENSE

FEWEST TOTAL PLAYS ALLOWED

| | |
|----|----------------------------|
| 49 | vs. Jacksonville, 12/27/97 |
| 51 | vs. Miami, 1/9/99 |
| 53 | at L.A. Raiders, 1/9/94 |
| 53 | at Seattle, 12/24/83 |
| 54 | at Indianapolis, 1/4/04 |
| 54 | vs. New England, 1/4/87 |
| 55 | at Baltimore, 12/31/00 |
| 55 | vs. Houston, 1/4/92 |
| 57 | vs. New England, 1/14/06 |
| 58 | at Indianapolis, 1/9/05 |

FEWEST TOTAL YARDS ALLOWED

| | |
|-----|---|
| 213 | at Buffalo, 1/12/92 (104 rush/109 pass) |
| 237 | vs. Jacksonville, 12/27/97 (50/187) |
| 240 | at Baltimore, 12/31/00 (122/118) |
| 252 | vs. Miami, 1/9/99 (14/238) |
| 256 | vs. Cleveland, 1/14/90 (66/190) |
| 271 | vs. New England, 1/4/87 (121/150) |
| 282 | at Houston, 12/23/79 (135/147) |
| 298 | vs. Oakland, 1/1/78 (94/204) |

| | |
|-----|------------------------------------|
| 303 | at Kansas City, 1/4/98 (77/226) |
| 304 | vs. Pittsburgh, 12/24/77 (127/177) |

LOWEST AVERAGE YIELD PER PLAY

| | |
|-----|-----------------------------------|
| 3.5 | at Buffalo, 1/12/92 (63-213) |
| 4.0 | vs. Pittsburgh, 12/24/77 (76-304) |
| 4.1 | vs. Cleveland, 1/14/90 (62-256) |
| 4.1 | vs. Oakland, 1/1/78 (72-298) |

RUSHING DEFENSE

FEWEST RUSHING PLAYS ALLOWED

| | |
|----|---|
| 13 | vs. N.Y. Jets, 1/17/99 |
| 13 | vs. Miami, 1/9/99 |
| 14 | vs. Jacksonville, 12/27/97 |
| 14 | vs. Cleveland, 1/14/90 |
| 19 | vs. Houston, 1/4/92 |
| 20 | vs. Green Bay, 1/25/98 |
| 21 | vs. New England, 1/14/06 |
| 23 | at Indianapolis, 1/4/04 |
| 23 | vs. Atlanta, 1/31/99 |
| 24 | 3 times (last: at Indianapolis, 1/9/05) |

FEWEST RUSHING YARDS ALLOWED

| | |
|----|----------------------------|
| 14 | vs. N.Y. Jets, 1/17/99 |
| 14 | vs. Miami, 1/9/99 |
| 50 | vs. Jacksonville, 12/27/97 |
| 66 | vs. Cleveland, 1/14/90 |
| 73 | vs. Houston, 1/10/88 |
| 76 | at Indianapolis, 1/9/05 |
| 77 | at Kansas City, 1/4/98 |
| 85 | at Indianapolis, 1/4/04 |
| 90 | vs. Pittsburgh, 1/22/06 |
| 94 | vs. Oakland, 1/1/78 |

LOWEST AVERAGE YIELD PER RUSH (MIN. 10 RUSHES)

| | |
|-----|---------------------------------|
| 1.1 | vs. N.Y. Jets, 1/17/99 (13-14) |
| 1.1 | vs. Miami, 1/9/99 (13-14) |
| 2.6 | vs. Oakland, 1/1/78 (36-94) |
| 2.7 | vs. Pittsburgh, 1/22/06 (33-90) |
| 2.8 | vs. Houston, 1/10/88 (26-73) |
| 3.0 | at Buffalo, 1/12/92 (35-104) |
| 3.0 | at Cleveland, 1/11/87 (33-100) |

PASSING DEFENSE

FEWEST OPPONENT PASSES ALLOWED

| | |
|----|--|
| 13 | at Seattle, 12/24/83 |
| 15 | at Baltimore, 12/31/00 |
| 19 | at L.A. Raiders, 1/9/94 |
| 22 | at Houston, 12/23/79 |
| 24 | vs. New England, 1/4/87 |
| 25 | at Buffalo, 1/12/92 |
| 25 | vs. N.Y. Giants, 1/25/87 |
| 28 | 2 times (last: vs. Pittsburgh, 12/30/84) |

FEWEST OPPONENT PASSES COMPLETED

| | |
|----|--|
| 9 | at Baltimore, 12/31/00 |
| 10 | at Houston, 12/23/79 |
| 12 | at Seattle, 12/24/83 |
| 13 | at L.A. Raiders, 1/9/94 |
| 13 | at Buffalo, 1/12/92 |
| 13 | vs. New England, 1/4/87 |
| 16 | at Pittsburgh, 12/30/78 |
| 17 | 2 times (last: vs. Pittsburgh, 12/30/84) |

FEWEST YARDS PASSING (NET YARDS)

| | |
|-----|----------------------------|
| 109 | at Buffalo, 1/12/92 |
| 118 | at Baltimore, 12/31/00 |
| 147 | at Houston, 12/23/79 |
| 150 | vs. New England, 1/4/87 |
| 177 | vs. Pittsburgh, 12/24/77 |
| 179 | at Seattle, 12/24/83 |
| 182 | vs. Dallas, 1/15/78 |
| 187 | vs. Jacksonville, 12/27/97 |
| 190 | vs. Cleveland, 1/14/90 |
| 193 | at Pittsburgh, 1/11/98 |

POSTSEASON TEAM RECORDS — MISCELLANEOUS / DEFENSE

LOWEST COMPLETION PCT. ALLOWED (MIN. 10 ATTEMPTS)

| | |
|------|----------------------------------|
| .432 | vs. Cleveland, 1/14/90 (19-44) |
| .455 | at Houston, 12/23/79 (10-22) |
| .486 | vs. Oakland, 1/1/78 (17-35) |
| .500 | at Pittsburgh, 1/11/98 (18-36) |
| .514 | vs. Pittsburgh, 12/24/77 (19-37) |
| .520 | at Buffalo, 1/12/92 (13-25) |
| .542 | vs. New England, 1/4/87 (13-24) |
| .543 | vs. Atlanta, 1/31/99 (19-35) |
| .552 | at Pittsburgh, 12/30/78 (16-29) |
| .556 | vs. New England, 1/14/06 (20-36) |

MOST OPPONENT PASSES INTERCEPTED

| | |
|---|--|
| 3 | vs. Atlanta, 1/31/99 |
| 3 | at Pittsburgh, 1/11/98 |
| 3 | vs. Cleveland, 1/14/90 |
| 3 | vs. Pittsburgh, 12/24/77 |
| 2 | 7 times (last: vs. New England, 1/14/06) |

MOST YARDS ON INTERCEPTION RETURNS

| | |
|-----|--------------------------|
| 136 | vs. Atlanta, 1/31/99 |
| 105 | vs. New England, 1/14/06 |
| 75 | vs. Houston, 1/10/88 |
| 64 | vs. Pittsburgh, 12/24/77 |
| 48 | vs. N.Y. Jets, 1/17/99 |
| 48 | vs. Miami, 1/9/99 |
| 40 | at Cleveland, 1/11/87 |
| 14 | vs. Cleveland, 1/14/90 |
| 14 | vs. Oakland, 1/1/78 |

MOST SACKS

| | |
|---|----------------------------|
| 6 | vs. New England, 1/4/87 |
| 5 | vs. Dallas, 1/15/78 |
| 4 | at Kansas City, 1/4/98 |
| 4 | vs. Cleveland, 1/14/90 |
| 3 | at Pittsburgh, 1/11/98 |
| 3 | vs. Jacksonville, 12/27/97 |

MOST OPPONENT YARDAGE LOST ON SACKS

| | |
|----|-------------------------|
| 44 | vs. New England, 1/4/87 |
| 35 | vs. Dallas, 1/15/78 |
| 34 | at Kansas City, 1/4/98 |
| 21 | at Seattle, 12/24/83 |
| 20 | vs. Cleveland, 1/14/90 |
| 20 | vs. Cleveland, 1/17/88 |

FIRST DOWNS

FEWEST OPPONENT FIRST DOWNS

| | |
|----|---------------------------------------|
| 12 | at Buffalo, 1/12/92 |
| 12 | vs. New England, 1/4/87 |
| 13 | at Baltimore, 12/31/00 |
| 14 | vs. Miami, 1/9/99 |
| 14 | vs. Jacksonville, 12/27/97 |
| 14 | vs. Cleveland, 1/14/90 |
| 15 | vs. New England, 1/14/06 |
| 17 | 2 times (last: at Cleveland, 1/11/87) |

FEWEST OPPONENT RUSHING FIRST DOWNS

| | |
|---|---|
| 1 | vs. N.Y. Jets, 1/17/99 |
| 1 | vs. Miami, 1/9/99 |
| 3 | vs. New England, 1/14/06 |
| 3 | vs. Jacksonville, 12/27/97 |
| 3 | vs. Cleveland, 1/14/90 |
| 4 | vs. Green Bay, 1/25/98 |
| 4 | at Kansas City, 1/4/98 |
| 4 | at Cleveland, 1/11/87 |
| 5 | 5 times (last: vs. Pittsburgh, 1/22/06) |

FEWEST OPPONENT PASSING FIRST DOWNS

| | |
|---|----------------------------|
| 5 | at Buffalo, 1/12/92 |
| 6 | vs. New England, 1/4/87 |
| 6 | at Houston, 12/23/79 |
| 7 | at Baltimore, 12/31/00 |
| 8 | vs. Dallas, 1/15/78 |
| 8 | vs. Pittsburgh, 12/24/77 |
| 9 | vs. Jacksonville, 12/27/97 |

FEWEST OPPONENT FIRST DOWNS BY PENALTY

| | |
|---|----------------------------|
| 0 | vs. Pittsburgh, 1/22/06 |
| 0 | vs. New England, 1/14/06 |
| 0 | at Indianapolis, 1/4/04 |
| 0 | vs. N.Y. Jets, 1/17/99 |
| 0 | vs. San Francisco, 1/28/90 |
| 0 | vs. Cleveland, 1/14/90 |
| 0 | vs. Pittsburgh, 1/7/90 |
| 0 | vs. New England, 1/4/87 |
| 0 | vs. Pittsburgh, 12/30/84 |
| 0 | vs. Pittsburgh, 12/24/77 |

PUNTING

MOST OPPONENT PUNTS (MIN. 4 ATTEMPTS)

| | |
|----|-------------------------|
| 10 | at Baltimore, 12/31/00 |
| 9 | vs. New England, 1/4/87 |
| 8 | at Buffalo, 1/12/92 |
| 8 | vs. Cleveland, 1/14/90 |
| 7 | vs. N.Y. Jets, 1/17/99 |

LOWEST OPPONENT PUNTING AVERAGE (MIN. 4 ATTEMPTS)

| | |
|------|------------------------------------|
| 29.5 | vs. Jacksonville, 12/27/97 (4-118) |
| 35.5 | vs. Green Bay, 1/25/98 (4-142) |
| 36.0 | vs. Oakland, 1/1/78 (5-180) |
| 37.0 | vs. Pittsburgh, 1/22/06 (4-148) |
| 37.5 | vs. Washington, 1/31/88 (4-150) |

FUMBLES

MOST OPPONENT FUMBLES

| | |
|---|--|
| 6 | vs. Dallas, 1/15/78 |
| 4 | vs. N.Y. Jets, 1/17/99 |
| 4 | at Pittsburgh, 12/30/78 |
| 3 | 6 times (last: vs. New England, 1/14/06) |

MOST OPPONENT FUMBLES RECOVERED BY DENVER

| | |
|---|--|
| 4 | vs. N.Y. Jets, 1/17/99 |
| 3 | vs. New England, 1/14/06 |
| 3 | vs. Cleveland, 1/17/88 |
| 2 | 5 times (last: vs. Green Bay, 1/25/98) |

PENALTIES

MOST OPPONENT PENALTIES

| | |
|----|----------------------------|
| 17 | at L.A. Raiders, 1/9/94 |
| 13 | vs. Houston, 1/4/92 |
| 12 | vs. Dallas, 1/15/78 |
| 11 | at Pittsburgh, 12/30/78 |
| 10 | vs. Miami, 1/9/99 |
| 10 | vs. Houston, 1/10/88 |
| 10 | vs. Pittsburgh, 12/24/77 |
| 9 | vs. Green Bay, 1/25/98 |
| 9 | vs. Jacksonville, 12/27/97 |
| 9 | vs. Cleveland, 1/11/87 |

MOST YARDS OPPONENT PENALIZED

| | |
|-----|--------------------------|
| 130 | at L.A. Raiders, 1/9/94 |
| 94 | vs. Dallas, 1/15/78 |
| 88 | at Pittsburgh, 12/30/78 |
| 85 | vs. Houston, 1/4/92 |
| 82 | vs. New England, 1/14/06 |

SCORING DEFENSE

FEWEST POINTS ALLOWED

| | |
|----|----------------------------|
| 3 | vs. Miami, 1/9/99 |
| 10 | vs. N.Y. Jets, 1/17/99 |
| 10 | at Kansas City, 1/4/98 |
| 10 | at Buffalo, 1/12/92 |
| 10 | vs. Houston, 1/10/88 |
| 13 | vs. New England, 1/14/06 |
| 13 | at Houston, 12/23/79 |
| 17 | vs. Jacksonville, 12/27/97 |
| 17 | vs. New England, 1/4/87 |
| 17 | vs. Oakland, 1/1/78 |

OUTSTANDING PERFORMANCES

A Complete List of Denver's 100-Yard Rushing, 100-Yard Receiving and 300-Yard Passing Performances along with 100-Yard Rushing Halves and 100-Yard Rushing Quarters

100-Yard Rushing Games — 160 Total (151 regular season / 9 postseason)

| Player | Performance | Date, Opponent |
|------------------|--------------|----------------------------------|
| Don Stone | 17-104, 1 TD | Oct. 6, 1963, vs. San Diego |
| Billy Joe | 20-105, 0 TD | Nov. 17, 1963, vs. N.Y. Jets |
| Billy Joe | 16-108, 1 TD | Nov. 15, 1964, vs. N.Y. Jets |
| Cookie Gilchrist | 32-142, 0 TD | Sept. 24, 1965, at Boston |
| Cookie Gilchrist | 16-119, 0 TD | Nov. 14, 1965, at Houston |
| Floyd Little | 25-126, 1 TD | Oct. 27, 1968, vs. Miami |
| Floyd Little | 30-147, 1 TD | Nov. 3, 1968, at Boston |
| Floyd Little | 21-105, 1 TD | Sept. 14, 1969, vs. Boston |
| Floyd Little | 15-104, 1 TD | Sept. 21, 1969, vs. N.Y. Jets |
| Floyd Little | 29-166, 1 TD | Oct. 19, 1969, at Cincinnati |
| Floyd Little | 16-140, 1 TD | Oct. 25, 1970, at San Francisco |
| Bobby Anderson | 25-106, 1 TD | Oct. 17, 1971, vs. San Diego |
| Floyd Little | 25-113, 1 TD | Oct. 24, 1971, at Cleveland |
| Floyd Little | 24-123, 1 TD | Oct. 31, 1971, at Philadelphia |
| Floyd Little | 22-101, 0 TD | Nov. 14, 1971, vs. Cincinnati |
| Floyd Little | 29-125, 0 TD | Dec. 5, 1971, vs. Chicago |
| Floyd Little | 22-101, 0 TD | Sept. 17, 1972, vs. Houston |
| Floyd Little | 18-100, 2 TD | Oct. 15, 1972, vs. Minnesota |
| Floyd Little | 14-124, 1 TD | Nov. 5, 1972, at N.Y. Giants |
| Floyd Little | 19-123, 1 TD | Oct. 14, 1973, at Houston |
| Joe Dawkins | 30-117, 0 TD | Oct. 28, 1973, at N.Y. Jets |
| Floyd Little | 22-109, 2 TD | Nov. 11, 1973, vs. San Diego |
| Otis Armstrong | 19-131, 0 TD | Sept. 22, 1974, vs. Pittsburgh |
| Otis Armstrong | 17-142, 1 TD | Oct. 27, 1974, at Cleveland |
| Otis Armstrong | 19-110, 1 TD | Nov. 10, 1974, at Baltimore |
| Otis Armstrong | 29-146, 0 TD | Nov. 24, 1974, at Oakland |
| Jon Keyworth | 15-148, 1 TD | Nov. 24, 1974, at Oakland |
| Otis Armstrong | 24-144, 1 TD | Nov. 28, 1974, at Detroit |
| Otis Armstrong | 31-183, 3 TD | Dec. 8, 1974, vs. Houston |
| Otis Armstrong | 18-142, 0 TD | Dec. 15, 1974, at San Diego |
| Jon Keyworth | 20-132, 0 TD | Nov. 30, 1975, vs. San Diego |
| Otis Armstrong | 16-101, 1 TD | Oct. 24, 1976, at Kansas City |
| Otis Armstrong | 18-116, 0 TD | Nov. 7, 1976, vs. Tampa Bay |
| Otis Armstrong | 26-116, 1 TD | Dec. 12, 1976, at Chicago |
| Norris Weese | 12-120, 0 TD | Dec. 12, 1976, at Chicago |
| Otis Armstrong | 21-120, 0 TD | Nov. 20, 1977, at Kansas City |
| Rob Lytle | 16-110, 1 TD | Nov. 19, 1978, vs. Green Bay |
| Rob Lytle | 18-102, 1 TD | Nov. 25, 1979, vs. Oakland |
| Otis Armstrong | 22-107, 1 TD | Oct. 13, 1980, vs. Washington |
| Otis Armstrong | 25-106, 1 TD | Oct. 26, 1980, at N.Y. Giants |
| Sammy Winder | 20-119, 0 TD | Sept. 25, 1983, vs. L.A. Raiders |
| Sammy Winder | 29-165, 0 TD | Oct. 9, 1983, at Houston |
| Sammy Winder | 31-139, 1 TD | Sept. 23, 1984, vs. Kansas City |
| Sammy Winder | 34-126, 0 TD | Oct. 28, 1984, at L.A. Raiders |
| Sammy Winder | 20-103, 2 TD | Sept. 29, 1985, vs. Miami |
| Sammy Winder | 20-104, 2 TD | Sept. 21, 1986, at Philadelphia |
| Sammy Winder | 19-102, 0 TD | Jan. 4, 1987, vs. New England* |
| Joe Dudek | 23-128, 2 TD | Oct. 12, 1987, vs. L.A. Raiders |
| Tony Dorsett | 23-113, 1 TD | Sept. 11, 1988, vs. San Diego |
| Tony Dorsett | 32-119, 2 TD | Sept. 26, 1988, vs. L.A. Raiders |
| Sammy Winder | 17-100, 0 TD | Oct. 9, 1988, at San Francisco |
| Bobby Humphrey | 23-102, 1 TD | Oct. 8, 1989, vs. San Diego |
| Bobby Humphrey | 25-105, 2 TD | Nov. 5, 1989, vs. Pittsburgh |
| Bobby Humphrey | 31-110, 0 TD | Nov. 20, 1989, at Washington |
| Bobby Humphrey | 31-125, 0 TD | Dec. 3, 1989, at L.A. Raiders |
| Bobby Humphrey | 23-128, 0 TD | Dec. 16, 1989, at Phoenix |
| Bobby Humphrey | 19-132, 2 TD | Sept. 17, 1990, vs. Kansas City |
| Bobby Humphrey | 25-129, 0 TD | Sept. 23, 1990, vs. Seattle |
| Bobby Humphrey | 34-177, 1 TD | Sept. 30, 1990, at Buffalo |
| Bobby Humphrey | 20-106, 1 TD | Oct. 8, 1990, vs. Cleveland |
| Gaston Green | 24-116, 0 TD | Sept. 1, 1991, vs. Cincinnati |

OUTSTANDING PERFORMANCES, CONT.

100-Yard Rushing Games, cont.

| Player | Performance | Date, Opponent |
|-----------------|--------------|---|
| Gaston Green | 24-127, 3 TD | Sept. 22, 1991, vs. San Diego |
| Gaston Green | 26-158, 0 TD | Sept. 29, 1991, at Minnesota |
| Greg Lewis | 19-111, 1 TD | Nov. 3, 1991, vs. Pittsburgh |
| Gaston Green | 18-103, 0 TD | Nov. 10, 1991, vs. L.A. Raiders |
| Gaston Green | 24-133, 1 TD | Nov. 17, 1991, at Kansas City |
| Rod Bernstine | 23-101, 0 TD | Oct. 18, 1993, vs. L.A. Raiders |
| Rod Bernstine | 21-103, 0 TD | Dec. 18, 1993, at Chicago |
| Leonard Russell | 24-103, 0 TD | Oct. 9, 1994, at Seattle |
| Leonard Russell | 19-109, 1 TD | Nov. 13, 1994, vs. Seattle |
| Terrell Davis | 22-135, 1 TD | Nov. 5, 1995, vs. Arizona |
| Terrell Davis | 30-176, 1 TD | Nov. 19, 1995, vs. San Diego |
| Terrell Davis | 19-110, 1 TD | Nov. 26, 1995, at Houston |
| Glyn Milburn | 18-131, 0 TD | Dec. 10, 1995, vs. Seattle |
| Aaron Craver | 20-108, 1 TD | Dec. 24, 1995, at Oakland |
| Terrell Davis | 28-111, 0 TD | Sept. 8, 1996, at Seattle |
| Terrell Davis | 22-137, 1 TD | Sept. 15, 1996, vs. Tampa Bay |
| Terrell Davis | 19-141, 2 TD | Sept. 22, 1996, at Kansas City |
| Terrell Davis | 24-112, 0 TD | Sept. 29, 1996, at Cincinnati |
| Terrell Davis | 28-194, 2 TD | Oct. 20, 1996, vs. Baltimore |
| Terrell Davis | 32-154, 2 TD | Nov. 17, 1996, at New England |
| Terrell Davis | 26-106, 1 TD | Dec. 1, 1996, at Seattle |
| Terrell Davis | 26-101, 1 TD | Aug. 31, 1997, vs. Kansas City |
| Terrell Davis | 21-107, 1 TD | Sept. 7, 1997, at Seattle |
| Terrell Davis | 21-103, 0 TD | Sept. 14, 1997, vs. St. Louis |
| Terrell Davis | 27-215, 1 TD | Sept. 21, 1997, vs. Cincinnati |
| Terrell Davis | 32-171, 2 TD | Oct. 6, 1997, vs. New England |
| Terrell Davis | 42-207, 1 TD | Oct. 26, 1997, at Buffalo |
| Terrell Davis | 21-101, 0 TD | Nov. 2, 1997, vs. Seattle |
| Terrell Davis | 21-104, 0 TD | Nov. 9, 1997, vs. Carolina |
| Terrell Davis | 34-127, 0 TD | Nov. 16, 1997, at Kansas City |
| Terrell Davis | 26-178, 1 TD | Nov. 30, 1997, at San Diego |
| Terrell Davis | 31-184, 2 TD | Dec. 27, 1997, vs. Jacksonville* |
| Derek Loville | 11-103, 2 TD | Dec. 27, 1997, vs. Jacksonville* |
| Terrell Davis | 25-101, 2 TD | Jan. 4, 1998, at Kansas City* |
| Terrell Davis | 26-139, 1 TD | Jan. 11, 1998, at Pittsburgh* |
| Terrell Davis | 30-157, 3 TD | Jan. 25, 1998, vs. Green Bay† |
| Terrell Davis | 23-191, 3 TD | Sept. 13, 1998, vs. Dallas |
| Terrell Davis | 28-104, 0 TD | Sept. 20, 1998, at Oakland |
| Terrell Davis | 21-119, 1 TD | Sept. 27, 1998, at Washington |
| Terrell Davis | 20-168, 2 TD | Oct. 4, 1998, vs. Philadelphia |
| Terrell Davis | 30-208, 1 TD | Oct. 11, 1998, at Seattle |
| Terrell Davis | 31-136, 3 TD | Oct. 25, 1998, vs. Jacksonville |
| Terrell Davis | 27-149, 2 TD | Nov. 1, 1998, at Cincinnati |
| Terrell Davis | 18-111, 1 TD | Nov. 16, 1998, at Kansas City |
| Terrell Davis | 31-162, 1 TD | Nov. 22, 1998, vs. Oakland |
| Terrell Davis | 28-147, 1 TD | Dec. 13, 1998, at N.Y. Giants |
| Terrell Davis | 29-178, 0 TD | Dec. 27, 1998, vs. Seattle |
| Terrell Davis | 21-199, 2 TD | Jan. 9, 1999, vs. Miami* |
| Terrell Davis | 32-167, 1 TD | Jan. 17, 1999, vs. N.Y. Jets* |
| Terrell Davis | 25-102, 0 TD | Jan. 31, 1999, vs. Atlanta ³ |
| Olandis Gary | 37-124, 1 TD | Oct. 17, 1999, vs. Green Bay |
| Olandis Gary | 30-108, 2 TD | Nov. 7, 1999, at San Diego |
| Olandis Gary | 22-183, 0 TD | Dec. 19, 1999, vs. Seattle |
| Olandis Gary | 29-185, 1 TD | Dec. 25, 1999, at Detroit |
| Mike Anderson | 31-131, 2 TD | Sept. 10, 2000, vs. Atlanta |
| Mike Anderson | 32-187, 0 TD | Sept. 17, 2000, at Oakland |
| Mike Anderson | 20-103, 1 TD | Oct. 15, 2000, vs. Cleveland |
| Terrell Davis | 33-115, 1 TD | Nov. 5, 2000, at N.Y. Jets |
| Mike Anderson | 30-195, 2 TD | Nov. 26, 2000, at Seattle |
| Mike Anderson | 37-251, 4 TD | Dec. 3, 2000, at New Orleans |
| Mike Anderson | 29-131, 2 TD | Dec. 10, 2000, vs. Seattle |
| Terrell Davis | 21-101, 0 TD | Sept. 10, 2001, vs. N.Y. Giants |

OUTSTANDING PERFORMANCES, CONT.

100-Yard Rushing Games, cont.

| Player | Performance | Date, Opponent |
|-----------------|--------------|---------------------------------|
| Mike Anderson | 22-155, 1 TD | Oct. 7, 2001, vs. Kansas City |
| Mike Anderson | 33-118, 1 TD | Nov. 22, 2001, at Dallas |
| Terrell Davis | 19-109, 0 TD | Dec. 9, 2001, vs. Seattle |
| Clinton Portis | 18-103, 1 TD | Sept. 22, 2002, vs. Buffalo |
| Clinton Portis | 20-102, 0 TD | Oct. 6, 2002, vs. San Diego |
| Clinton Portis | 26-111, 2 TD | Oct. 27, 2002, at New England |
| Clinton Portis | 23-136, 0 TD | Nov. 17, 2002, at Seattle |
| Clinton Portis | 23-159, 2 TD | Dec. 1, 2002, at San Diego |
| Clinton Portis | 24-103, 0 TD | Dec. 8, 2002, at N.Y. Jets |
| Clinton Portis | 21-130, 3 TD | Dec. 15, 2002, vs. Kansas City |
| Clinton Portis | 24-228, 2 TD | Dec. 29, 2002, vs. Arizona |
| Clinton Portis | 24-120, 2 TD | Sept. 7, 2003, at Cincinnati |
| Clinton Portis | 12-129, 0 TD | Sept. 14, 2003, at San Diego |
| Clinton Portis | 23-141, 1 TD | Oct. 5, 2003, at Kansas City |
| Clinton Portis | 25-117, 1 TD | Oct. 19, 2003, at Minnesota |
| Clinton Portis | 26-111, 1 TD | Nov. 3, 2003, vs. New England |
| Clinton Portis | 25-106, 0 TD | Nov. 16, 2003, vs. San Diego |
| Clinton Portis | 14-165, 0 TD | Nov. 23, 2003, vs. Chicago |
| Clinton Portis | 34-170, 2 TD | Nov. 30, 2003, at Oakland |
| Clinton Portis | 22-218, 5 TD | Dec. 7, 2003, vs. Kansas City |
| Clinton Portis | 38-139, 2 TD | Dec. 14, 2003, vs. Cleveland |
| Quentin Griffin | 28-136, 0 TD | Dec. 21, 2003, at Indianapolis |
| Quentin Griffin | 23-156, 2 TD | Sept. 12, 2004, vs. Kansas City |
| Reuben Droughns | 30-193, 0 TD | Oct. 10, 2004, vs. Carolina |
| Reuben Droughns | 38-176, 1 TD | Oct. 17, 2004, at Oakland |
| Reuben Droughns | 24-110, 0 TD | Oct. 25, 2004, at Cincinnati |
| Reuben Droughns | 29-120, 0 TD | Nov. 7, 2004, vs. Houston |
| Reuben Droughns | 28-166, 1 TD | Nov. 21, 2004, at New Orleans |
| Reuben Droughns | 28-102, 1 TD | Nov. 28, 2004, vs. Oakland |
| Tatum Bell | 17-123, 2 TD | Dec. 12, 2004, vs. Miami |
| Mike Anderson | 23-115, 0 TD | Oct. 2, 2005, at Jacksonville |
| Tatum Bell | 12-127, 2 TD | Oct. 9, 2005, vs. Washington |
| Tatum Bell | 13-114, 1 TD | Oct. 16, 2005, vs. New England |
| Mike Anderson | 24-120, 1 TD | Oct. 23, 2005, at N.Y. Giants |
| Mike Anderson | 21-126, 1 TD | Oct. 30, 2005, vs. Philadelphia |
| Tatum Bell | 14-107, 2 TD | Oct. 30, 2005, vs. Philadelphia |
| Mike Anderson | 26-113, 3 TD | Nov. 20, 2005, vs. N.Y. Jets |

(*Denotes postseason game; †Denotes Super Bowl XXXII; ³Denotes Super Bowl XXXIII)

TOTALS — Terrell Davis 41 (includes seven postseason games), Clinton Portis 18, Floyd Little 15, Otis Armstrong 13, Mike Anderson 12, Bobby Humphrey 9, Sammy Winder 8 (includes one postseason game), Reuben Droughns 6, Gaston Green 5, Tatum Bell 4, Olandis Gary 4, Rod Bernstine 2, Tony Dorsett 2, Cookie Gilchrist 2, Quentin Griffin 2, Billy Joe 2, Jon Keyworth 2, Rob Lytle 2, Leonard Russell 2, Bobby Anderson 1, Aaron Craver 1, Joe Dawkins 1, Joe Dudek 1, Greg Lewis 1, Derek Loville 1 (postseason), Glyn Milburn 1, Donnie Stone 1, Norris Weese 1.

Most 100-yard games, regular season

11—Terrell Davis, 1998
10—Clinton Portis, 2003
10—Terrell Davis, 1997
8—Clinton Portis, 2002
7—Terrell Davis, 1996
7—Otis Armstrong, 1974
6—Reuben Droughns, 2004
6—Mike Anderson, 2000
5—Gaston Green, 1991
5—Bobby Humphrey, 1989

Most Consecutive 100-yard games

7—Terrell Davis, 1998
6—Clinton Portis 2003
4—Terrell Davis, 1997 (3X; incl. 1 in postseason)
4—Terrell Davis, 1996
4—Bobby Humphrey, 1990
4—Otis Armstrong, 1974

Most 100-yard games by a rookie

8—Clinton Portis, 2002
6—Mike Anderson, 2000
5—Bobby Humphrey, 1989
4—Olandis Gary, 1999
3—Terrell Davis, 1995

OUTSTANDING PERFORMANCES, CONT.

100-Yard Rushing Halves — 33 Total (30 regular season / 3 postseason)

| Rank | Player | Date | Opponent | Half | Carries | Half total | Game total |
|--------|-----------------|----------------|-------------------|------|---------|------------|------------|
| No. 1 | Clinton Portis | Dec. 7, 2003 | vs. Kansas City | 2nd | 10 | 188 | 218 |
| No. 2 | Olandis Gary | Dec. 25, 1999 | at Detroit | 2nd | 21 | 174 | 185 |
| No. 3 | Terrell Davis | Oct. 4, 1998 | vs. Philadelphia | 1st | 20 | 168 | 168 |
| No. 4 | Terrell Davis | Sept. 13, 1998 | vs. Dallas | 1st | 12 | 154 | 191 |
| No. 5 | Mike Anderson | Nov. 26, 2000 | at Seattle | 2nd | 18 | 153 | 195 |
| No. 6 | Mike Anderson | Dec. 3, 2000 | at New Orleans | 1st | 17 | 146 | 251 |
| No. 7 | Terrell Davis | Oct. 11, 1998 | at Seattle | 2nd | 15 | 135 | 208 |
| No. 8 | Terrell Davis | Sept. 22, 1996 | at Kansas City | 1st | 14 | 130 | 141 |
| No. 8 | Terrell Davis | Sept. 21, 1997 | vs. Cincinnati | 2nd | 12 | 130 | 215 |
| No. 10 | Clinton Portis | Sept. 14, 2003 | at San Diego | 1st | 12 | 129 | 129 |
| No. 10 | Terrell Davis | Jan. 9, 1999 | vs. Miami* | 1st | 16 | 129 | 199 |
| No. 12 | Terrell Davis | Oct. 26, 1997 | at Buffalo | 1st | 21 | 124 | 207 |
| No. 13 | Clinton Portis | Dec. 29, 2002 | vs. Arizona | 1st | 8 | 120 | 228 |
| No. 14 | Terrell Davis | Oct. 20, 1996 | vs. Baltimore | 1st | 9 | 118 | 194 |
| No. 15 | Floyd Little | Oct. 25, 1970 | at San Francisco | 1st | 9 | 117 | 140 |
| No. 16 | Gaston Green | Sept. 22, 1991 | vs. San Diego | 2nd | 15 | 115 | 127 |
| No. 17 | Terrell Davis | Oct. 6, 1997 | vs. New England | 2nd | 18 | 114 | 171 |
| No. 18 | Otis Armstrong | Dec. 8, 1974 | vs. Houston | 1st | 16 | 113 | 183 |
| No. 19 | Quentin Griffin | Sept. 12, 2004 | vs. Kansas City | 2nd | 15 | 111 | 156 |
| No. 20 | Terrell Davis | Nov. 22, 1998 | vs. Oakland | 1st | 19 | 110 | 162 |
| No. 20 | Clinton Portis | Oct. 5, 2003 | at Kansas City | 2nd | 15 | 110 | 141 |
| No. 20 | Otis Armstrong | Sept. 22, 1974 | vs. Pittsburgh | 2nd | 14 | 110 | 131 |
| No. 23 | Mike Anderson | Sept. 17, 2000 | at Oakland | 2nd | 16 | 109 | 187 |
| No. 24 | Terrell Davis | Nov. 16, 1997 | at Kansas City | 1st | 19 | 108 | 127 |
| No. 24 | Clinton Portis | Dec. 29, 2002 | vs. Arizona | 2nd | 16 | 108 | 228 |
| No. 26 | Jon Keyworth | Nov. 30, 1975 | vs. San Diego | 1st | 15 | 107 | 132 |
| No. 27 | Mike Anderson | Oct. 7, 2001 | vs. Kansas City | 1st | 9 | 106 | 155 |
| No. 27 | Joe Dawkins | Oct. 28, 1973 | at N.Y. Jets | 1st | 18 | 106 | 117 |
| No. 29 | Mike Anderson | Dec. 3, 2000 | at New Orleans | 2nd | 20 | 105 | 251 |
| No. 30 | Reuben Droughns | Oct. 17, 2004 | at Oakland | 1st | 18 | 103 | 176 |
| No. 31 | Terrell Davis | Dec. 27, 1997 | vs. Jacksonville* | 2nd | 10 | 101 | 184 |
| No. 32 | Derek Loville | Dec. 27, 1997 | vs. Jacksonville* | 2nd | 10 | 100 | 103 |
| No. 32 | Bobby Humphrey | Sept. 30, 1990 | at Buffalo | 1st | 20 | 100 | 177 |

(*Denotes postseason game)

100-Yard Rushing Quarters — 9 Total (8 regular season / 1 postseason)

| Rank | Player | Date | Opponent | Quarter | Carries | Qtr. total | Game total |
|-------|----------------|----------------|-------------------|---------|---------|------------|------------|
| No. 1 | Terrell Davis | Sept. 13, 1998 | vs. Dallas | 1st | 6 | 138 | 191 |
| No. 2 | Olandis Gary | Dec. 25, 1999 | at Detroit | 3rd | 11 | 134 | 185 |
| No. 3 | Terrell Davis | Oct. 11, 1998 | at Seattle | 4th | 11 | 122 | 208 |
| No. 4 | Terrell Davis | Oct. 4, 1998 | vs. Philadelphia | 1st | 10 | 120 | 168 |
| No. 5 | Mike Anderson | Nov. 26, 2000 | at Seattle | 4th | 10 | 115 | 195 |
| No. 6 | Clinton Portis | Sept. 14, 2003 | at San Diego | 1st | 7 | 110 | 129 |
| No. 7 | Terrell Davis | Sept. 21, 1997 | vs. Cincinnati | 4th | 6 | 106 | 215 |
| No. 8 | Mike Anderson | Dec. 3, 2000 | at New Orleans | 2nd | 10 | 105 | 251 |
| No. 9 | Terrell Davis | Dec. 27, 1997 | vs. Jacksonville* | 3rd | 10 | 101 | 184 |

(*Denotes postseason game)

OUTSTANDING PERFORMANCES, CONT.

100-Yard Receiving Games — 220 Total (210 regular season / 10 postseason)

| Player | Performance | Date, Opponent |
|------------------|--------------|--------------------------------|
| Al Carmichael | 6-130, 1 TD | Sept. 9, 1960, at Boston |
| Lionel Taylor | 6-125, 1 TD | Sept. 23, 1960, at N.Y. Titans |
| Lionel Taylor | 7-101, 2 TD | Oct. 2, 1960, vs. Oakland |
| Al Carmichael | 3-109, 2 TD | Oct. 23, 1960, vs. Boston |
| Lionel Taylor | 10-106, 1 TD | Oct. 23, 1960, vs. Boston |
| Lionel Taylor | 10-140, 1 TD | Nov. 6, 1960, vs. Houston |
| Al Carmichael | 7-117, 2 TD | Nov. 6, 1960, vs. Houston |
| Lionel Taylor | 10-138, 0 TD | Nov. 20, 1960, at Houston |
| Lionel Taylor | 9-199, 3 TD | Nov. 27, 1960, vs. Buffalo |
| Lionel Taylor | 9-171, 1 TD | Dec. 10, 1960, at Los Angeles |
| Lionel Taylor | 7-132, 2 TD | Sept. 10, 1961, at Buffalo |
| Lionel Taylor | 11-126, 0 TD | Sept. 24, 1961, at N.Y. Titans |
| Lionel Taylor | 9-118, 0 TD | Oct. 1, 1961, at Oakland |
| Lionel Taylor | 7-120, 1 TD | Oct. 8, 1961, vs. Dallas |
| Al Frazier | 7-166, 1 TD | Oct. 15, 1961, vs. Oakland |
| Al Frazier | 6-126, 1 TD | Oct. 22, 1961, vs. N.Y. Titans |
| Al Frazier | 5-125, 1 TD | Nov. 12, 1961, vs. San Diego |
| Lionel Taylor | 10-119, 0 TD | Nov. 12, 1961, vs. San Diego |
| Donnie Stone | 9-137, 1 TD | Dec. 3, 1961, vs. Boston |
| Lionel Taylor | 9-133, 0 TD | Sept. 15, 1962, at Buffalo |
| Al Frazier | 4-125, 1 TD | Sept. 15, 1962, at Buffalo |
| Lionel Taylor | 12-119, 0 TD | Sept. 21, 1962, at Boston |
| Jerry Tarr | 4-152, 2 TD | Sept. 21, 1962, at Boston |
| Lionel Taylor | 7-110, 0 TD | Dec. 9, 1962, at Dallas |
| Lionel Taylor | 7-169, 1 TD | Sept. 29, 1963, vs. Boston |
| Lionel Taylor | 7-142, 2 TD | Oct. 6, 1963, vs. San Diego |
| Bob Scarpitto | 4-134, 2 TD | Oct. 13, 1963, vs. Houston |
| Lionel Taylor | 10-116, 1 TD | Dec. 15, 1963, at Oakland |
| Gene Prebola | 4-106, 1 TD | Dec. 15, 1963, at Oakland |
| Lionel Taylor | 8-149, 0 TD | Sept. 27, 1964, vs. Houston |
| Hewritt Dixon | 4-109, 0 TD | Oct. 25, 1964, at Oakland |
| Hewritt Dixon | 5-121, 1 TD | Nov. 1, 1964, at Kansas City |
| Al Denson | 3-113, 1 TD | Nov. 1, 1964, at Kansas City |
| Lionel Taylor | 13-112, 0 TD | Nov. 29, 1964, vs. Oakland |
| Bob Scarpitto | 11-111, 1 TD | Dec. 20, 1964, at Houston |
| Bob Scarpitto | 5-108, 2 TD | Sept. 11, 1965, at San Diego |
| Lionel Taylor | 9-172, 1 TD | Sept. 19, 1965, vs. Buffalo |
| Lionel Taylor | 7-114, 0 TD | Nov. 7, 1965, vs. San Diego |
| Lionel Taylor | 11-141, 2 TD | Nov. 21, 1965, vs. Oakland |
| Lionel Taylor | 8-164, 0 TD | Dec. 5, 1965, at Oakland |
| Wendell Hayes | 5-126, 1 TD | Dec. 5, 1965, at Oakland |
| Al Denson | 5-158, 1 TD | Oct. 2, 1966, vs. Houston |
| Charlie Mitchell | 4-126, 1 TD | Dec. 4, 1966, vs. Miami |
| Bob Scarpitto | 5-123, 3 TD | Dec. 18, 1966, at Buffalo |
| Al Denson | 4-131, 2 TD | Sept. 3, 1967, vs. Boston |
| Al Denson | 7-134, 1 TD | Sept. 24, 1967, vs. N.Y. Jets |
| Eric Crabtree | 6-123, 1 TD | Oct. 22, 1967, vs. San Diego |
| Al Denson | 4-107, 1 TD | Oct. 29, 1967, at Kansas City |
| Al Denson | 7-102, 2 TD | Nov. 19, 1967, at Buffalo |
| Eric Crabtree | 8-107, 1 TD | Nov. 23, 1967, at San Diego |
| Eric Crabtree | 6-129, 1 TD | Dec. 17, 1967, vs. Kansas City |
| Al Denson | 8-115, 0 TD | Sept. 15, 1968, at Cincinnati |
| Eric Crabtree | 7-113, 0 TD | Sept. 22, 1968, at Kansas City |
| Eric Crabtree | 5-148, 1 TD | Oct. 13, 1968, at N.Y. Jets |
| Jimmy Jones | 8-128, 2 TD | Oct. 20, 1968, at San Diego |
| Floyd Little | 4-165, 1 TD | Nov. 24, 1968, vs. Buffalo |
| Al Denson | 6-131, 2 TD | Dec. 8, 1968, at Oakland |
| Mike Haffner | 4-122, 0 TD | Dec. 14, 1968, vs. Kansas City |
| Al Denson | 6-138, 1 TD | Sept. 28, 1969, at Buffalo |
| Mike Haffner | 6-102, 1 TD | Oct. 26, 1969, at Houston |
| Al Denson | 6-140, 2 TD | Nov. 23, 1969, at San Diego |
| John Embree | 9-122, 1 TD | Nov. 23, 1969, at San Diego |
| Jerry Simmons | 6-153, 0 TD | Nov. 21, 1971, at Kansas City |
| Rod Sherman | 4-110, 0 TD | Sept. 17, 1972, vs. Houston |
| Jerry Simmons | 6-118, 1 TD | Oct. 22, 1972, at Oakland |
| Bobby Anderson | 13-143, 0 TD | Sept. 10, 1973, vs. Chicago |

OUTSTANDING PERFORMANCES, CONT.

100-Yard Receiving Games, cont.

| Player | Performance | Date, Opponent |
|-----------------------|--------------------|------------------------------------|
| Riley Odums | 5-114, 1 TD | Nov. 4, 1973, at St. Louis |
| Haven Moses | 5-108, 2 TD | Nov. 25, 1973, vs. Kansas City |
| Haven Moses | 5-132, 0 TD | Oct. 13, 1974, vs. New Orleans |
| Floyd Little | 7-127, 0 TD | Oct. 20, 1974, vs. San Diego |
| Riley Odums | 7-125, 0 TD | Nov. 18, 1974, vs. Kansas City |
| Rick Upchurch | 3-153, 1 TD | Sept. 21, 1975, vs. Kansas City |
| Haven Moses | 5-168, 2 TD | Jan. 1, 1978, vs. Oakland* |
| Haven Moses | 5-115, 0 TD | Nov. 12, 1978, at Cleveland |
| Haven Moses | 5-101, 1 TD | Nov. 19, 1978, vs. Green Bay |
| Riley Odums | 7-165, 2 TD | Dec. 10, 1978, vs. Kansas City |
| Haven Moses | 5-116, 1 TD | Dec. 16, 1978, vs. Pittsburgh |
| Riley Odums | 5-125, 0 TD | Sept. 23, 1979, vs. Seattle |
| Haven Moses | 4-107, 1 TD | Oct. 14, 1979, at Kansas City |
| Haven Moses | 5-133, 1 TD | Oct. 22, 1979, at Pittsburgh |
| Riley Odums | 7-114, 0 TD | Oct. 28, 1979, vs. Kansas City |
| Haven Moses | 5-103, 1 TD | Sept. 21, 1980, vs. San Diego |
| Haven Moses | 6-141, 0 TD | Dec. 14, 1980, vs. Oakland |
| Riley Odums | 8-128, 1 TD | Dec. 14, 1980, vs. Oakland |
| Steve Watson | 7-143, 3 TD | Sept. 20, 1981, vs. Baltimore |
| Steve Watson | 8-178, 2 TD | Sept. 27, 1981, vs. San Diego |
| Steve Watson | 5-182, 2 TD | Oct. 11, 1981, vs. Detroit |
| Rick Upchurch | 5-138, 0 TD | Oct. 18, 1981, at Kansas City |
| Steve Watson | 5-102, 1 TD | Nov. 22, 1981, at Cincinnati |
| Steve Watson | 2-103, 0 TD | Dec. 6, 1981, vs. Kansas City |
| Rick Upchurch | 6-102, 2 TD | Dec. 20, 1981, at Chicago |
| Steve Watson | 5-101, 1 TD | Dec. 5, 1982, vs. Atlanta |
| Steve Watson | 10-183, 0 TD | Dec. 12, 1982, at Los Angeles Rams |
| Steve Watson | 6-161, 1 TD | Sept. 11, 1983, at Baltimore |
| Steve Watson | 8-119, 0 TD | Oct. 16, 1983, vs. Cincinnati |
| Steve Watson | 6-121, 1 TD | Oct. 30, 1983, vs. Kansas City |
| Rick Upchurch | 6-143, 0 TD | Oct. 30, 1983, vs. Kansas City |
| Steve Watson | 7-110, 1 TD | Nov. 6, 1983, at Seattle |
| Steve Watson | 4-119, 1 TD | Nov. 20, 1983, vs. Seattle |
| Clint Sampson | 3-101, 2 TD | Dec. 4, 1983, vs. Cleveland |
| Steve Watson | 7-111, 1 TD | Oct. 7, 1984, at Detroit |
| Butch Johnson | 9-156, 2 TD | Nov. 4, 1984, vs. New England |
| Steve Watson | 8-134, 1 TD | Nov. 4, 1984, vs. New England |
| Steve Watson | 5-123, 2 TD | Nov. 18, 1984, vs. Minnesota |
| Steve Watson | 11-177, 1 TD | Dec. 30, 1984, vs. Pittsburgh* |
| Vance Johnson | 6-116, 1 TD | Dec. 14, 1985, vs. Kansas City |
| Vance Johnson | 5-121, 1 TD | Jan. 25, 1987, vs. N.Y. Giants* |
| Bobby Micho | 9-105, 2 TD | Oct. 18, 1987, at Kansas City |
| Vance Johnson | 5-115, 1 TD | Nov. 22, 1987, at L.A. Raiders |
| Ricky Nattiel | 4-118, 1 TD | Nov. 29, 1987, at San Diego |
| Vance Johnson | 4-105, 0 TD | Jan. 10, 1988, vs. Houston* |
| Mark Jackson | 4-134, 1 TD | Jan. 17, 1988, vs. Cleveland* |
| Vance Johnson | 7-134, 0 TD | Sept. 26, 1988, vs. L.A. Raiders |
| Ricky Nattiel | 3-102, 1 TD | Oct. 23, 1988, at Pittsburgh |
| Mark Jackson | 6-140, 2 TD | Nov. 27, 1988, vs. L.A. Rams |
| Mark Jackson | 7-145, 0 TD | Dec. 4, 1988, at L.A. Raiders |
| Mark Jackson | 7-137, 1 TD | Dec. 11, 1988, at Seattle |
| Vance Johnson | 5-145, 1 TD | Oct. 1, 1989, at Cleveland |
| Michael Young | 6-137, 0 TD | Oct. 22, 1989, at Seattle |
| Vance Johnson | 9-148, 1 TD | Oct. 29, 1989, vs. Philadelphia |
| Vance Johnson | 6-154, 2 TD | Nov. 26, 1989, vs. Seattle |
| Mark Jackson | 5-111, 0 TD | Jan. 7, 1990, vs. Pittsburgh* |
| Michael Young | 2-123, 1 TD | Jan. 14, 1990, vs. Cleveland* |
| Mark Jackson | 7-121, 0 TD | Sept. 9, 1990, at L.A. Raiders |
| Vance Johnson | 6-150, 0 TD | Sept. 17, 1990, vs. Kansas City |
| Vance Johnson | 9-120, 0 TD | Sept. 23, 1990, vs. Seattle |
| Mark Jackson | 6-127, 1 TD | Oct. 21, 1990, at Indianapolis |
| Mark Jackson | 7-111, 0 TD | Oct. 6, 1991, at Houston |
| Vance Johnson | 8-104, 0 TD | Jan. 12, 1992, at Buffalo* |
| Shannon Sharpe | 9-118, 0 TD | Oct. 4, 1992, vs. Kansas City |
| Mark Jackson | 5-113, 2 TD | Oct. 25, 1992, at San Diego |
| Arthur Marshall | 5-134, 1 TD | Nov. 8, 1992, vs. N.Y. Jets |

OUTSTANDING PERFORMANCES, CONT.

100-Yard Receiving Games, cont.

| Player | Performance | Date, Opponent |
|-------------------------|--------------------|---|
| Mark Jackson | 3-108, 1 TD | Nov. 15, 1992, vs. N.Y. Giants |
| Shannon Sharpe | 7-109, 1 TD | Dec. 12, 1992, at Buffalo |
| Derek Russell | 6-104, 0 TD | Sept. 12, 1993, at Kansas City |
| Vance Johnson | 10-148, 1 TD | Oct. 10, 1993, at Green Bay |
| Derek Russell | 5-111, 0 TD | Oct. 18, 1993, vs. L.A. Raiders |
| Shannon Sharpe | 7-104, 0 TD | Nov. 14, 1993, vs. Minnesota |
| Shannon Sharpe | 6-115, 2 TD | Jan. 2, 1994, at L.A. Raiders |
| Shannon Sharpe | 13-156, 1 TD | Jan. 9, 1994, at L.A. Raiders* |
| Mike Pritchard | 5-119, 1 TD | Sept. 4, 1994, vs. San Diego |
| Mike Pritchard | 9-100, 0 TD | Sept. 11, 1994, at N.Y. Jets |
| Anthony Miller | 6-105, 1 TD | Sept. 11, 1994, at N.Y. Jets |
| Shannon Sharpe | 6-121, 1 TD | Oct. 23, 1994, at San Diego |
| Anthony Miller | 6-102, 1 TD | Nov. 20, 1994, vs. Atlanta |
| Cedric Tillman | 8-175, 0 TD | Nov. 20, 1994, vs. Atlanta |
| Anthony Miller | 5-116, 1 TD | Nov. 27, 1994, vs. Cincinnati |
| Anthony Miller | 6-153, 0 TD | Dec. 4, 1994, at Kansas City |
| Anthony Miller | 3-118, 0 TD | Dec. 17, 1994, at San Francisco |
| Shannon Sharpe | 10-180, 0 TD | Sept. 3, 1995, vs. Buffalo |
| Anthony Miller | 6-108, 3 TD | Sept. 10, 1995, at Dallas |
| Anthony Miller | 7-149, 2 TD | Oct. 16, 1995, vs. Oakland |
| Shannon Sharpe | 8-137, 1 TD | Nov. 19, 1995, vs. San Diego |
| Anthony Miller | 6-152, 2 TD | Nov. 26, 1995, at Houston |
| Shannon Sharpe | 9-131, 0 TD | Sept. 22, 1996, at Kansas City |
| Anthony Miller | 5-131, 1 TD | Sept. 29, 1996, at Cincinnati |
| Shannon Sharpe | 13-153, 3 TD | Oct. 6, 1996, vs. San Diego |
| Shannon Sharpe | 9-161, 0 TD | Oct. 20, 1996, vs. Baltimore |
| Rod Smith | 5-122, 0 TD | Aug. 31, 1997, vs. Kansas City |
| Rod Smith | 4-126, 2 TD | Sept. 14, 1997, vs. St. Louis |
| Shannon Sharpe | 6-119, 1 TD | Sept. 28, 1997, at Atlanta |
| Rod Smith | 5-130, 0 TD | Oct. 6, 1997, vs. New England |
| Rod Smith | 5-114, 1 TD | Nov. 2, 1997, vs. Seattle |
| Shannon Sharpe | 8-174, 0 TD | Nov. 9, 1997, vs. Carolina |
| Rod Smith | 7-114, 0 TD | Nov. 16, 1997, at Kansas City |
| Shannon Sharpe | 10-142, 0 TD | Nov. 24, 1997, vs. Oakland |
| Ed McCaffrey | 7-111, 2 TD | Nov. 30, 1997, at San Diego |
| Rod Smith | 4-115, 2 TD | Dec. 7, 1997, at Pittsburgh |
| Shannon Sharpe | 8-162, 1 TD | Dec. 21, 1997, vs. San Diego |
| Ed McCaffrey | 5-117, 0 TD | Sept. 13, 1998, vs. Dallas |
| Rod Smith | 8-136, 1 TD | Oct. 11, 1998, at Seattle |
| Ed McCaffrey | 7-133, 1 TD | Nov. 1, 1998, at Cincinnati |
| Ed McCaffrey | 9-133, 1 TD | Nov. 8, 1998, vs. San Diego |
| Rod Smith | 8-101, 1 TD | Nov. 29, 1998, at San Diego |
| Ed McCaffrey | 6-103, 1 TD | Dec. 6, 1998, vs. Kansas City |
| Rod Smith | 8-165, 0 TD | Dec. 6, 1998, vs. Kansas City |
| Rod Smith | 9-158, 1 TD | Dec. 27, 1998, vs. Seattle |
| Rod Smith | 5-152, 1 TD | Jan. 31, 1999, vs. Atlanta ³ |
| Ed McCaffrey | 6-105, 3 TD | Sept. 13, 1999, vs. Miami |
| Byron Chamberlain | 3-123, 0 TD | Oct. 17, 1999, vs. Green Bay |
| Ed McCaffrey | 5-116, 2 TD | Oct. 17, 1999, vs. Green Bay |
| Ed McCaffrey | 5-111, 0 TD | Oct. 24, 1999, at New England |
| Rod Smith | 7-117, 0 TD | Oct. 31, 1999, vs. Minnesota |
| Ed McCaffrey | 6-125, 1 TD | Nov. 14, 1999, at Seattle |
| Rod Smith | 8-106, 0 TD | Dec. 5, 1999, vs. Kansas City |
| Rod Smith | 9-106, 0 TD | Jan. 2, 2000, vs. San Diego |
| Ed McCaffrey | 7-115, 0 TD | Sept. 4, 2000, at St. Louis |
| Rod Smith | 7-117, 2 TD | Sept. 10, 2000, vs. Atlanta |
| Rod Smith | 8-134, 0 TD | Sept. 24, 2000, vs. Kansas City |
| Rod Smith | 13-160, 0 TD | Oct. 1, 2000, vs. New England |
| Ed McCaffrey | 5-129, 0 TD | Oct. 15, 2000, vs. Cleveland |
| Rod Smith | 5-111, 3 TD | Oct. 15, 2000, vs. Cleveland |
| Ed McCaffrey | 10-136, 0 TD | Oct. 22, 2000, at Cincinnati |
| Rod Smith | 7-110, 1 TD | Oct. 22, 2000, at Cincinnati |
| Rod Smith | 5-134, 0 TD | Nov. 5, 2000, at N.Y. Jets |
| Ed McCaffrey | 10-148, 2 TD | Nov. 19, 2000, vs. San Diego |
| Rod Smith | 11-187, 1 TD | Nov. 19, 2000, vs. San Diego |
| Ed McCaffrey | 8-112, 1 TD | Dec. 10, 2000, vs. Seattle |

OUTSTANDING PERFORMANCES, CONT.

100-Yard Receiving Games, cont.

| Player | Performance | Date, Opponent |
|----------------|--------------|---------------------------------|
| Rod Smith | 6-101, 0 TD | Dec. 17, 2000, at Kansas City |
| Rod Smith | 9-115, 1 TD | Sept. 10, 2001, vs. N.Y. Giants |
| Rod Smith | 14-162, 2 TD | Sept. 23, 2001, vs. Arizona |
| Rod Smith | 8-110, 1 TD | Oct. 7, 2001, vs. Kansas City |
| Rod Smith | 6-159, 1 TD | Oct. 28, 2001, vs. New England |
| Rod Smith | 8-100, 1 TD | Dec. 16, 2001, at Kansas City |
| Ed McCaffrey | 6-113, 1 TD | Oct. 6, 2002, vs. San Diego |
| Shannon Sharpe | 12-214, 2 TD | Oct. 20, 2002, at Kansas City |
| Ed McCaffrey | 8-116, 0 TD | Oct. 27, 2002, at New England |
| Ed McCaffrey | 7-126, 0 TD | Dec. 1, 2002, at San Diego |
| Shannon Sharpe | 9-100, 0 TD | Dec. 8, 2002, at N.Y. Jets |
| Ashley Lelie | 4-106, 0 TD | Dec. 22, 2002, at Oakland |
| Ed McCaffrey | 7-112, 0 TD | Dec. 29, 2002, vs. Arizona |
| Ashley Lelie | 3-108, 1 TD | Sept. 22, 2003, vs. Oakland |
| Rod Smith | 8-130, 0 TD | Oct. 5, 2003, at Kansas City |
| Shannon Sharpe | 7-101, 3 TD | Nov. 16, 2003, vs. San Diego |
| Ashley Lelie | 5-115, 0 TD | Dec. 21, 2003, at Indianapolis |
| Rod Smith | 9-208, 1 TD | Oct. 31, 2004, vs. Atlanta |
| Ashley Lelie | 4-105, 0 TD | Dec. 5, 2004, at San Diego |
| Rod Smith | 6-123, 1 TD | Oct. 16, 2005, vs. New England |
| Rod Smith | 11-137, 1 TD | Dec. 17, 2005, at Buffalo |
| Ashley Lelie | 6-110, 0 TD | Dec. 24, 2005, vs. Oakland |

(*Denotes Postseason; ²Denotes Super Bowl XXXIII)

TOTALS — Rod Smith 31 (includes one postseason game), Lionel Taylor 24, Ed McCaffrey 18, Shannon Sharpe 18 (includes one postseason game), Steve Watson 16 (includes one postseason game), Vance Johnson 12 (includes three postseason games), Al Denison 10, Mark Jackson 10 (includes two postseason games), Haven Moses 10 (includes one postseason game), Anthony Miller 9, Riley Odums 6, Eric Crabtree 5, Ashley Lelie 5, Al Frazier 4, Bob Scarpitto 4, Rick Upchurch 4, Al Carmichael 3, Hewitt Dixon 2, Mike Haffner 2, Floyd Little 2, Ricky Nattiel 2, Mike Pritchard 2, Derek Russell 2, Jerry Simmons 2, Michael Young 2 (includes one postseason game), Bobby Anderson 1, Byron Chamberlain 1, John Embree 1, Wendell Hayes 1, Butch Johnson 1, Jimmy Jones 1, Arthur Marshall 1, Bobby Micho 1, Charlie Mitchell 1, Gene Prebola 1, Clint Sampson 1, Rod Sherman 1, Donnie Stone 1, Jerry Tarr 1, Cedric Tillman 1.

Most 100-yard games, regular season

8—Rod Smith, 2000
7—Lionel Taylor, 1960
6—Rod Smith, 1997
5—Rod Smith, 2001
5—Ed McCaffrey, 2000
5—Anthony Miller, 1994
5—Steve Watson, 1983
5—Steve Watson, 1981

Most consecutive 100-yard games

3—Rod Smith, 10/15/00, 10/22/00 and 11/5/00
3—Anthony Miller, 11/20/94, 11/27/94 and 12/4/94
3—Mark Jackson, 11/27/88, 12/4/88 and 12/11/88
3—Lionel Taylor, 9/24/61, 10/1/61 and 11/8/61

Most 100-yard games by a rookie

7—Lionel Taylor, 1960
3—Al Frazier, 1961

300-Yard Passing Games — 76 Total (72 regular season / 4 postseason)

| Player | Performance | Opponent |
|-----------------|-------------------------|---------------------------------|
| Frank Tripucka | 30-52-2, 375 yds., 3 TD | Nov. 6, 1960, vs. Houston |
| Frank Tripucka | 19-41-5, 328 yds., 3 TD | Nov. 27, 1960, vs. Buffalo |
| Frank Tripucka | 28-47-2, 376 yds., 2 TD | Sept. 7, 1962, vs. San Diego |
| Frank Tripucka | 29-56-3, 447 yds., 2 TD | Sept. 15, 1962, at Buffalo |
| Frank Tripucka | 26-40-1, 308 yds., 1 TD | Oct. 21, 1962, vs. Houston |
| Jacky Lee | 11-36-1, 370 yds., 1 TD | Dec. 5, 1965, at Oakland |
| John McCormick | 13-37-3, 328 yds., 3 TD | Dec. 18, 1966, at Buffalo |
| Marlin Briscoe | 12-29-2, 335 yds., 4 TD | Nov. 24, 1968, vs. Buffalo |
| Steve Tensi | 19-26-1, 301 yds., 3 TD | Nov. 23, 1969, at San Diego |
| Charley Johnson | 20-28-0, 361 yds., 2 TD | Oct. 22, 1972, at Oakland |
| Charley Johnson | 24-39-2, 326 yds., 1 TD | Sept. 20, 1973, vs. Chicago |
| Charley Johnson | 28-42-2, 445 yds., 2 TD | Nov. 18, 1974, vs. Kansas City |
| Charley Johnson | 12-20-2, 329 yds., 3 TD | Sept. 21, 1975, vs. Kansas City |
| Craig Morton | 27-39-2, 306 yds., 2 TD | Nov. 16, 1980, vs. N.Y. Jets |
| Craig Morton | 18-30-1, 338 yds., 1 TD | Dec. 14, 1980, vs. Oakland |
| Craig Morton | 17-18-0, 308 yds., 4 TD | Sept. 27, 1981, vs. San Diego |
| Craig Morton | 25-38-1, 342 yds., 2 TD | Oct. 18, 1981, at Kansas City |
| Steve DeBerg | 21-34-2, 305 yds., 2 TD | Nov. 22, 1981, at Cincinnati |
| Steve DeBerg | 23-31-1, 307 yds., 2 TD | Dec. 12, 1982, at L.A. Rams |
| Steve DeBerg | 21-41-0, 350 yds., 1 TD | Oct. 30, 1983, vs. Kansas City |
| John Elway | 23-44-0, 345 yds., 3 TD | Dec. 11, 1983, vs. Baltimore |

OUTSTANDING PERFORMANCES, CONT.

300-Yard Passing Games, cont.

| Player | Performance | Opponent |
|--------------|-------------------------|---|
| John Elway | 25-40-1, 315 yds., 3 TD | Nov. 4, 1984, vs. New England |
| John Elway | 28-43-1, 353 yds., 4 TD | Sept. 15, 1985, vs. New Orleans |
| John Elway | 22-37-5, 301 yds., 1 TD | Dec. 14, 1985, vs. Kansas City |
| John Elway | 24-42-0, 432 yds., 1 TD | Dec. 20, 1985, at Seattle |
| John Elway | 18-32-1, 321 yds., 1 TD | Oct. 26, 1986, vs. Seattle |
| John Elway | 29-47-2, 336 yds., 0 TD | Nov. 23, 1986, at N.Y. Giants |
| John Elway | 22-37-1, 304 yds., 1 TD | Jan. 25, 1987, vs. N.Y. Giants* |
| John Elway | 22-32-1, 338 yds., 4 TD | Sept. 13, 1987, vs. Seattle |
| John Elway | 21-40-2, 341 yds., 3 TD | Nov. 16, 1987, vs. Chicago |
| John Elway | 21-32-1, 347 yds., 3 TD | Nov. 29, 1987, at San Diego |
| John Elway | 21-42-2, 335 yds., 1 TD | Dec. 13, 1987, at Seattle |
| John Elway | 29-49-3, 324 yds., 2 TD | Dec. 4, 1988, at L.A. Raiders |
| John Elway | 18-35-0, 344 yds., 2 TD | Oct. 22, 1989, at Seattle |
| John Elway | 20-36-0, 385 yds., 3 TD | Jan. 14, 1990, vs. Cleveland* |
| John Elway | 21-30-0, 317 yds., 2 TD | Oct. 21, 1990, at Indianapolis |
| John Elway | 24-36-1, 328 yds., 2 TD | Dec. 9, 1990, at Kansas City |
| John Elway | 24-42-1, 301 yds., 2 TD | Oct. 6, 1991, at Houston |
| John Elway | 23-38-0, 311 yds., 2 TD | Oct. 4, 1992, vs. Kansas City |
| John Elway | 28-45-1, 300 yds., 1 TD | Sept. 20, 1993, at Kansas City |
| John Elway | 33-59-1, 367 yds., 1 TD | Oct. 10, 1993, at Green Bay |
| John Elway | 25-36-0, 361 yds., 3 TD | Jan. 2, 1994, at L.A. Raiders |
| John Elway | 29-47-1, 302 yds., 3 TD | Jan. 9, 1994, at L.A. Raiders* |
| John Elway | 36-46-2, 371 yds., 3 TD | Sept. 4, 1994, vs. San Diego |
| John Elway | 29-41-1, 319 yds., 1 TD | Sept. 11, 1994, at N.Y. Jets |
| John Elway | 30-41-0, 349 yds., 2 TD | Oct. 30, 1994, vs. Cleveland |
| John Elway | 27-42-1, 382 yds., 2 TD | Nov. 20, 1994, vs. Atlanta |
| John Elway | 22-41-1, 317 yds., 0 TD | Sept. 3, 1995, vs. Buffalo |
| John Elway | 30-47-0, 327 yds., 2 TD | Sept. 17, 1995, vs. Washington |
| John Elway | 23-46-0, 324 yds., 2 TD | Oct. 16, 1995, vs. Oakland |
| John Elway | 27-41-2, 332 yds., 2 TD | Nov. 26, 1995, at Houston |
| John Elway | 24-41-1, 320 yds., 2 TD | Dec. 24, 1995, at Oakland |
| John Elway | 23-37-1, 335 yds., 2 TD | Sept. 29, 1996, at Cincinnati |
| John Elway | 32-41-1, 323 yds., 4 TD | Oct. 6, 1996, vs. San Diego |
| John Elway | 25-39-1, 326 yds., 3 TD | Oct. 20, 1996, vs. Baltimore |
| John Elway | 27-36-1, 334 yds., 2 TD | Nov. 24, 1996, at Minnesota |
| John Elway | 26-46-0, 309 yds., 1 TD | Oct. 19, 1997, at Oakland |
| John Elway | 22-32-1, 400 yds., 2 TD | Dec. 6, 1998, vs. Kansas City |
| John Elway | 26-36-0, 338 yds., 4 TD | Dec. 27, 1998, vs. Seattle |
| John Elway | 18-29-1, 336 yds., 1 TD | Jan. 31, 1999, vs. Atlanta ³ |
| Brian Griese | 19-31-1, 363 yds., 2 TD | Oct. 17, 1999, vs. Green Bay |
| Brian Griese | 25-38-0, 316 yds., 1 TD | Oct. 24, 1999, at New England |
| Brian Griese | 19-29-0, 307 yds., 2 TD | Sept. 4, 2000, at St. Louis |
| Brian Griese | 31-50-1, 361 yds., 1 TD | Oct. 1, 2000, vs. New England |
| Brian Griese | 19-34-0, 336 yds., 3 TD | Oct. 15, 2000, vs. Cleveland |
| Brian Griese | 30-45-1, 365 yds., 2 TD | Oct. 22, 2000, at Cincinnati |
| Brian Griese | 22-35-1, 327 yds., 2 TD | Nov. 5, 2000, at N.Y. Jets |
| Gus Frerotte | 36-58-4, 462 yds., 5 TD | Nov. 19, 2000, vs. San Diego |
| Brian Griese | 19-29-0, 330 yds., 3 TD | Sept. 10, 2001, vs. N.Y. Giants |
| Brian Griese | 35-35-3, 328 yds., 1 TD | Sept. 30, 2002, at Baltimore |
| Brian Griese | 26-35-1, 316 yds., 2 TD | Oct. 6, 2002, vs. San Diego |
| Brian Griese | 27-46-2, 335 yds., 1 TD | Oct. 13, 2002, vs. Miami |
| Brian Griese | 30-50-0, 376 yds., 2 TD | Oct. 20, 2002, at Kansas City |
| Jake Plummer | 31-55-3, 499 yds., 4 TD | Oct. 31, 2004, vs. Atlanta ⁴ |
| Jake Plummer | 21-26-1, 303 yds., 2 TD | Dec. 25, 2004, at Tennessee |
| Jake Plummer | 22-35-0, 309 yds., 4 TD | Oct. 30, 2005, vs. Philadelphia |

(³ - Denotes Franchise Record; *Denotes Postseason; ²Denotes Super Bowl XXXIII)

TOTALS—John Elway 40 (includes four postseason games), Brian Griese 12, Frank Tripucka 5, Charley Johnson 4, Craig Morton 4, Steve DeBerg 3, Jake Plummer 3, Gus Frerotte 1, Jacky Lee 1, John McCormick 1, Marlin Briscoe 1, Steve Tensi 1.

Most 300-yard games, season

5—Brian Griese, 2000
5—John Elway, 1995
4—Brian Griese, 2002
4—John Elway, 1987, '93, '94, '96

Most consecutive 300-yard games

4—Brian Griese, 2002
3—Brian Griese, 2000
3—John Elway, 1996, 1993-94

Most 300-yard games by a rookie

1—John Elway, 1983
1—Marlin Briscoe, 1968

BIGGEST COMEBACKS

Biggest deficits overcome by the Broncos to win a game in the regular season

| Rank | Deficit | Date | Opponent | Score at time of Deficit | Final Score |
|-------|---------|----------------|----------------|---|-------------|
| No. 1 | 24 | Sept. 23, 1979 | vs. Seattle | 34-10, 9:28 left in third qtr. | 37-34 |
| | 24 | Oct. 23, 1960 | vs. Boston | 24-0, 11:59 left in third qtr. | 31-24 |
| No. 3 | 21 | Dec. 12, 1982 | at L.A. Rams | 21-0, 10:24 left in second qtr. | 27-24 |
| No. 4 | 19 | Dec. 11, 1983 | vs. Baltimore | 19-0, 7:50 left in third qtr. | 21-19 |
| No. 5 | 17 | Nov. 19, 2000 | vs. San Diego | 24-7, 1:25 left in second qtr. / 27-10, 11:25 left in third qtr. | 38-37 |
| | 17 | Oct. 6, 1996 | vs. San Diego | 17-0, 2:51 left in second qtr. | 28-17 |
| | 17 | Dec. 20, 1985 | at Seattle | 17-0, 9:16 left in second qtr. | 27-24 |
| | 17 | Sept. 15, 1962 | at Buffalo | 20-3, 1:39 left in second qtr. | 23-20 |
| No. 9 | 14 | Oct. 20, 2002 | at Kansas City | 34-20, 12:42 left in fourth qtr. | 37-34 (OT) |

Note: Denver has overcome a total of 11 14-point deficits in the regular season

Biggest deficits overcome by the Broncos to win a game in the postseason

| Rank | Deficit | Date | Opponent | Score at time of Deficit | Final Score |
|-------|---------|---------------|----------------------------|--|-------------|
| No. 1 | 15 | Jan. 4, 1992 | vs. Houston (AFC Div.) | 21-6, 10:55 left in second qtr. | 26-24 |
| No. 2 | 10 | Jan. 7, 1990 | at Pittsburgh (AFC Div.) | 10-0, 13:22 left in second qtr. / 17-7, :26 left in second qtr. | 24-23 |
| No. | 10 | Jan. 17, 1999 | vs. N.Y. Jets (AFC Champ.) | 10-0, 11:56 left in third qtr. | 23-10 |
| No. 4 | 7 | Jan. 11, 1987 | at Cleveland (AFC Champ.) | 7-0, 5:19 left in first qtr. / 20-13, 5:43 left in fourth qtr. | 23-20 (OT) |
| | 7 | Jan. 11, 1998 | at Pittsburgh (AFC Champ.) | 14-7, 12:42 left in second qtr. | 24-21 |
| | 7 | Jan. 25, 1998 | vs. Green Bay (S.B. XXXII) | 7-0, 10:58 left in first qtr. | 31-24 |
| No. 7 | 4 | Jan. 4, 1987 | vs. New England (AFC Div.) | 7-3, 14:04 left in second qtr. / 17-13, 2:50 left in third qtr. | 22-17 |


BIGGEST LEADS LOST

Biggest leads lost by the Broncos in losing a game in the regular season

| Rank | Lead | Date | Opponent | Score at time of Lead | Final Score |
|-------|------|----------------|------------------|---|-------------|
| No. 1 | 24 | Sept. 26, 1988 | vs. L.A. Raiders | 24-0, 1:07 left in second qtr. | 30-27 (OT) |
| No. 2 | 21 | Nov. 5, 1978 | vs. N.Y. Jets | 28-7, 8:19 left in second qtr. | 31-28 |
| No. 3 | 20 | Dec. 10, 1995 | vs. Seattle | 20-0 5:00 left in second qtr. | 31-27 |
| No. 4 | 18 | Sept. 4, 1994 | vs. San Diego | 24-6 11:25 left in second qtr. | 37-34 |
| No. 5 | 17 | Nov. 14, 1993 | vs. Minnesota | 20-3, 6:57 left in second qtr. | 26-23 |
| | 17 | Jan. 2, 1994 | at L.A. Raiders | 27-10, :26 left in second qtr. / 30-13, 10:31 left in third qtr. | 33-30 (OT) |
| | 17 | Sept. 24, 1967 | vs. N.Y. Jets | 24-7, 9:08 left in second qtr. | 38-24 |
| | 17 | Oct. 28, 1962 | vs. Buffalo | 24-7, 5:48 left in second qtr. | 45-38 |

Biggest leads lost by the Broncos in losing a game in the postseason

| Rank | Lead | Date | Opponent | Score at time of Lead | Final Score |
|-------|------|---------------|----------------------------|---|-------------|
| No. 1 | 10 | Jan. 31, 1988 | vs. Washington (S.B. XXII) | 10-0, 9:09 left in first qtr. | 42-10 |
| No. 2 | 7 | Dec. 30, 1984 | vs. Pittsburgh (AFC Div.) | 7-0, 6:30 left in first qtr. / 17-10, 7:15 left in third qtr. | 24-17 |
| No. 3 | 4 | Dec. 23, 1979 | at Houston (AFC W.C.) | 7-3, 3:27 left in first qtr. | 13-7 |
| No. 4 | 3 | Dec. 30, 1978 | at Pittsburgh (AFC Div.) | 3-0, 5:50 left in first qtr. | 33-10 |
| | 3 | Jan. 25, 1987 | vs. N.Y. Giants (S.B. XXI) | 3-0, 10:51 left in first qtr. / 10-7, 11:39 left in first qtr. | 39-20 |



PLAYER HISTORY

ALL-TIME HONORS

2005

Pro Bowl: Champ Bailey, John Lynch, Rod Smith, Al Wilson. **AII-NFL:** Champ Bailey (1st team AP, Pro Football Weekly/PFWA, The Sporting News, USA Today), Al Wilson (1st team AP, The Sporting News), Matt Lepsis (Sports Illustrated), Tom Nalen (Sports Illustrated). **AII-AFC:** Champ Bailey (Pro Football Weekly/PFWA), Al Wilson (Pro Football Weekly/PFWA). **AII-Rookie:** Darrent Williams (Pro Football Weekly/PFWA, NFL.com).

2004

Pro Bowl: Champ Bailey, John Lynch. **AII-NFL:** Champ Bailey (1st team AP, The Sporting News, Pro Football Weekly), John Lynch (2nd team College & Pro Football Newsweekly). **AII-AFC:** Champ Bailey (Pro Football Weekly). **AII-Rookie:** D.J. Williams (Pro Football Weekly).

2003

Pro Bowl: Tom Nalen, Clinton Portis, Al Wilson. **AII-NFL:** Tom Nalen (1st team AP, Pro Football Weekly). **AII-AFC:** Tom Nalen (Pro Football Weekly). **NFL Alumni Offensive Lineman of the Year:** Tom Nalen.

2002

Pro Bowl: Trevor Pryce, Al Wilson (Wilson did not play in game due to injury). **AII-NFL:** Al Wilson (2nd team Football Digest). **NFL Offensive Rookie of the Year:** Clinton Portis (AP, Pro Football Weekly, Football Digest). **NFL Rookie of the Year:** Clinton Portis (Sports Illustrated/Dr. Z). **AII-Rookie:** Clinton Portis (Pro Football Weekly).

2001

Pro Bowl: Dwayne Carswell, Jason Elam, Ian Gold, Deltha O'Neal, Trevor Pryce, Rod Smith, Al Wilson (Pryce and Smith did not play in game due to injury). **AII-NFL:** Jason Elam (2nd team AP, College & Pro Football Newsweekly and Football News), Trevor Pryce (2nd team AP and College & Pro Football Newsweekly), Rod Smith (1st team Football Digest, 2nd team AP), Deltha O'Neal (2nd team College & Pro Football Newsweekly). **AII-AFC:** Jason Elam (Pro Football Weekly, Football News), Ian Gold (Pro Football Weekly), Deltha O'Neal (Pro Football Weekly), Trevor Pryce (Football News), Rod Smith (Pro Football Weekly). **NFL Alumni Special Teams Player of the Year:** Jason Elam.

2000

Pro Bowl: Brian Griese, Tom Nalen, Trevor Pryce, Rod Smith (Griese and Nalen did not play in game due to injury). **AII-NFL:** Howard Griffith (2nd team College & Pro Football Newsweekly and Football Digest), Ed McCaffrey (Sports Illustrated), Tom Nalen (AP, USA Today, Sports Illustrated, The Sporting News, Football Digest; 2nd team College & Pro Football Newsweekly), Trevor Pryce (2nd team College & Pro Football Newsweekly), Rod Smith (USA Today, College & Pro Football Newsweekly, Football Digest; 2nd team AP). **AII-AFC:** Tom Nalen (Pro Football Weekly, Football News), Trevor Pryce (Pro Football Weekly, Football News), Rod Smith (Pro Football Weekly, Football News). **NFL Offensive Rookie of the Year:** Mike Anderson (AP, Pro Football Weekly, Football Digest). **NFL Rookie of the Year:** Mike Anderson (USA Today). **AII-Rookie:** Mike Anderson (Pro Football Weekly, Football News, Football Digest), Deltha O'Neal (punt returner—Football News).

1999

Pro Bowl: Tom Nalen, Trevor Pryce, Detron Smith (Nalen did not play in game due to injury). **AII-NFL:** Trevor Pryce (AP, Sports Illustrated, College & Pro Football Newsweekly, 2nd team Football Digest), Tom Nalen (The Sporting News, Football Digest, 2nd team AP). **AII-AFC:** Trevor Pryce (Pro Football Weekly), Detron Smith (special teams; Pro Football Weekly). **AII-Rookie:** Olandis Gary (Pro Football Weekly, College & Pro Football Newsweekly, Football News, Football Digest), Chris Watson (kick returner, College & Pro Football Newsweekly).

1998

Pro Bowl: Steve Atwater, Terrell Davis, Jason Elam, John Elway, Tony Jones, Ed McCaffrey, Tom Nalen, Bill Romanowski, Mark Schlereth, Shannon Sharpe (Davis and Sharpe did not play in game due to injury). **AII-NFL:** Terrell Davis (AP, Sports Illustrated, The Sporting News, USA Today, Pro Football Weekly, College & Pro Football Newsweekly, Football Digest), Jason Elam (2nd team AP, College & Pro Football Newsweekly, Football Digest), Howard Griffith (2nd team Football Digest), Ed McCaffrey (2nd team AP), Tom Nalen (USA Today), Mark Schlereth (2nd team College & Pro Football Newsweekly), Shannon Sharpe (AP, The Sporting News, USA Today, Pro Football Weekly, College & Pro Football Newsweekly, Football Digest), Rod Smith (2nd team College & Pro Football Newsweekly). **AII-AFC:** Terrell Davis (Pro Football Weekly, Football News), Jason Elam (Pro Football Weekly, Football News), Vaughn Hebronn (kick returner—Pro Football Weekly), Ed McCaffrey (Football News), Shannon Sharpe (Pro Football Weekly, Football News). **AII-Rookie:** Eric Brown (Football News, Football Digest, College & Pro Football Newsweekly). **Super Bowl XXXIII Most Valuable Player (Pete Rozelle Trophy):** John Elway. **NFL Most Valuable Player:** Terrell Davis (AP, Pro Football Weekly, Pro Football Writers of America). **NFL Player of the Year:** Terrell Davis (Sporting News, Football Digest, NFL Films). **NFL Offensive Player of the Year:** Terrell Davis (AP, College & Pro Football Newsweekly). **AFC Player of the Year:** Terrell Davis (Football News). **AFC Offensive Player of the Year:** Terrell Davis (Kansas City 101 Club). **San Diego Hall of Champions Professional Star of the Year:** Terrell Davis. **Colorado Sports Hall of Fame Inductee:** John Elway (Class of 1999). **Colorado Sports Hall of Fame Professional Athlete of the Year:** Terrell Davis. **ESPY Award for Pro Football Performer of the Year:** Terrell Davis.

1997

Pro Bowl: Terrell Davis, John Elway, Tom Nalen, Shannon Sharpe, Neil Smith (Elway did not play in game due to injury). **AII-NFL:** Terrell Davis (AP, Sports Illustrated, The Sporting News, USA Today, Pro Football Weekly, College & Pro Football Newsweekly, Football News, Football Digest), John Elway (College & Pro Football Newsweekly 2nd team), Darrien Gordon (1st team punt returner—Sports Illustrated, The Sporting News, USA Today, Pro Football Weekly; 2nd team punt returner—Football Digest, College & Pro Football Newsweekly), John Mobley (1st team AP, The Sporting News, Pro Football Weekly, Football Digest; 2nd team College & Pro Football Newsweekly), Tom Nalen (2nd team College & Pro Football Newsweekly), Mark Schlereth (Sports Illustrated), Shannon Sharpe (AP, The Sporting News, USA Today, Pro Football Weekly, College & Pro Football Newsweekly 1st team; Football Digest 2nd team). **AII-AFC:** John Elway (Pro Football Weekly, Football News), Darrien Gordon (punt returner—Pro Football Weekly, Football News), John Mobley (Pro Football Weekly), Shannon Sharpe (Pro Football Weekly). **Super Bowl XXXII Most Valuable Player (Pete Rozelle Trophy):** Terrell Davis. **AFC Player of the Year:** Terrell Davis (Football News, Touchdown Club of Columbus). **AFC Offensive Player of the Year:** Terrell Davis (Kansas City 101 Club). **San Diego Hall of Champions Professional Star of the Year:** Terrell Davis. **Colorado Sports Hall of Fame King of the Hill Award:** Terrell Davis. **ESPY Award for Best Performance Under Pressure:** Terrell Davis.

602

1996

Pro Bowl: Steve Atwater, Tyrone Braxton, Terrell Davis, John Elway, Michael Dean Perry, Bill Romanowski, Shannon Sharpe, Alfred Williams, Gary Zimmerman (Atwater, Elway and Zimmerman did not play in game due to injury). **AII-NFL:** Steve Atwater (AP 2nd team), Terrell Davis (AP, Sports Illustrated, The Sporting News, USA Today, Pro Football Weekly, Football News, College & Pro Football Newsweekly), John Elway (AP 2nd team, College & Pro Football Newsweekly 2nd team, Football Digest 2nd team), Bill Romanowski (College & Pro Football Newsweekly 2nd team), Shannon Sharpe (AP, Sports Illustrated, The Sporting News, Pro Football Weekly, Football Digest, College & Pro Football Newsweekly), Alfred Williams (AP, The Sporting News, Pro Football Weekly, Football Digest, College & Pro Football Newsweekly 2nd team), Gary Zimmerman (AP, Sports Illustrated, The Sporting News, Pro Football Weekly, Football Digest, College & Pro Football Newsweekly). **AII-AFC:** Steve Atwater (UPI, Pro Football Weekly), Tyrone Braxton (Football News, UPI 2nd team), Terrell Davis (UPI, Football News), John Elway (UPI, Pro Football Weekly, Football News), Michael Dean Perry (UPI 2nd team), Bill Romanowski (UPI 2nd team), Shannon Sharpe (UPI, Football News), Alfred Williams (UPI, Football News), Gary Zimmerman (UPI, Football News). **NFL AII-Rookie Team:** John Mobley (Pro Football Weekly, Football News, College & Pro Football Newsweekly). **NFL Most Valuable Player:** Terrell Davis (Sports Illustrated). **NFL Offensive Player of the Year:** Terrell Davis (AP). **AFC Player of the Year:** John Elway (Football News, Touchdown Club of Columbus). **AFC Most Valuable Player:** John Elway (NFLPA). **AFC Offensive Player of the Year:** Terrell Davis (UPI), John Elway (Kansas City 101 Club). **NFL Coach of the Year:** Mike Shanahan (Touchdown Club of Columbus). **AFC Coach of the Year:** Mike Shanahan (Kansas City 101 Club).

1995

Pro Bowl: Steve Atwater, Jason Elam, Glyn Milburn, Anthony Miller, Shannon Sharpe, Gary Zimmerman (Zimmerman did not play in game due to injury). **AII-NFL:** Steve Atwater (College & Pro Football Newsweekly 2nd team), Jason Elam (AP 2nd team, College & Pro Football Newsweekly 2nd team, Football Digest 2nd team), Glyn Milburn (AP 2nd team, Sporting News 1st team, College & Pro Football Newsweekly 2nd team, Football Digest 1st team), Shannon Sharpe (AP 2nd team), Gary Zimmerman (AP 2nd team, Football Digest 1st team). **AII-AFC:** Steve Atwater (UPI 1st team), Terrell Davis (UPI 2nd team), Jason Elam (UPI 1st team), Glyn Milburn (Football News 1st team), Michael Dean Perry (UPI 2nd team), Shannon Sharpe (UPI 2nd team), Gary Zimmerman (Football News 1st team, UPI 1st team). **NFL AII-Rookie Team:** Terrell Davis (College & Pro Football Newsweekly, Football News, Pro Football Weekly). **NFL Rookie of the Year:** Terrell Davis (Football Digest). **Earl Hartman Awards (Broncos Most Valuable Players):** Terrell Davis (offense), Steve Atwater (defense), Glyn Milburn (special teams). **Bob Peck Award (Most Inspirational Player):** Michael Dean Perry. **Bob Martin Award (For cooperation with local media):** Lionel Washington.

1994

Pro Bowl: Steve Atwater, John Elway, Shannon Sharpe, Gary Zimmerman (Sharpe did not play in game). **AII-NFL:** Shannon Sharpe (College & Pro Football Newsweekly 2nd team, Football Digest 2nd team). **AII-AFC:** Tom Rouen (UPI 2nd team), Shannon Sharpe (UPI 2nd team), Gary Zimmerman (UPI 2nd team). **Earl Hartman Awards (Broncos Most Valuable Players):** John Elway (offense), Steve Atwater (defense), Ray Jacobs (special teams). **Bob Peck Award (Most Inspirational Player):** Shannon Sharpe. **Bob Martin Award (For cooperation with local media):** Shannon Sharpe.

1993

Pro Bowl: Steve Atwater, John Elway, Karl Mecklenburg, Shannon Sharpe, Dennis Smith. **AII-NFL:** Shannon Sharpe (AP, Pro Football Weekly/Pro Football Writers of America, The Sporting News, Sports Illustrated, College & Pro Football Newsweekly, Football Digest), John Elway (AP 2nd team, College & Pro Football Newsweekly 2nd team, Football Digest 2nd team), Simon Fletcher (Football Digest 2nd team), Dennis Smith (College & Pro Football Newsweekly 2nd team), Gary Zimmerman (AP 2nd team, College & Pro Football Newsweekly 2nd team). **AII-AFC:** Steve Atwater (UPI, Football News), John Elway (UPI, Football News), Shannon Sharpe (UPI, Football News). **NFL AII-Rookie:** Jason Elam (Pro Football Weekly/Pro Football Writers of America, Football News, College & Pro Football Newsweekly, Football Digest). **AFC Most Valuable Player:** John Elway (NFL Players Association). **AFC Player of the Year:** John Elway (Football News). **AFC Offensive Player of the Year:** John Elway (UPI, Kansas City 101 Club). **Rookie Coach of the Year:** Wade Phillips (College & Pro Football Newsweekly). **Earl Hartman Awards (Broncos Most Valuable Players):** John Elway (offense), Simon Fletcher (offense), Reggie Rivers (special teams). **Bob Peck Award (Most Inspirational Player):** Dennis Smith. **Bob Martin Award (For cooperation with local media):** Tyrone Braxton.

1992

Pro Bowl: Steve Atwater, Michael Brooks, Shannon Sharpe. **AII-NFL:** Steve Atwater (AP, Pro Football Weekly/Pro Football Writers of America, The Sporting News, Football Digest, NEA), Michael Brooks (Sports Illustrated, College and Pro Football Newsweekly 2nd team), Greg Kragen (AP 2nd team, College and Pro Football Newsweekly 2nd team). **AII-AFC:** Steve Atwater (Football News). **NFL AII-Rookie:** Russell Freeman (Football News, College and Pro Football Newsweekly), Arthur Marshall (Pro Football Weekly/Pro Football Writers of America, Football News, College and Pro Football Newsweekly). **Colorado Sports Hall of Fame Pro Athlete of the Year:** Michael Brooks. **Earl Hartman Awards (Broncos Most Valuable Players):** John Elway (offense), Simon Fletcher (defense), Keith Traylor (special teams). **Bob Peck Award (Most Inspirational Player):** Dennis Smith. **Bob Martin Award (For cooperation with local media):** Reggie Rivers.

1991

Pro Bowl: John Elway, Steve Atwater, Gaston Green, Karl Mecklenburg, Dennis Smith. **AII-NFL:** Steve Atwater (AP, Pro Football Weekly, College and Pro Football Newsweekly 2nd-team), Greg Kragen (Sports Illustrated). **AII-AFC:** Steve Atwater (Football News, Pro Football Weekly). **AFC Coach of the Year:** Dan Reeves (Football News, Kansas City 101 Club). **NFL Rookie of the Year:** Mike Croel (Bert Bell Award-World Almanac, Pro Football Weekly, Washington Touchdown Club, Pro-Set). **AFC Defensive Rookie of the Year:** Mike Croel (AP, College and Pro Football Newsweekly). **NFL AII-Rookie:** Mike Croel (Football News, Pro Football Weekly, College and Pro Football Newsweekly, Football Digest), Reggie Johnson (Pro Football Digest), Keith Traylor (Pro Football Weekly, Football Digest). **Earl Hartman Awards (Broncos Most Valuable Players):** John Elway (offense), Dennis Smith (defense), Alton Montgomery (special teams). **Bob Peck Memorial Award (Most Inspirational Player):** Kenny Walker. **Bob Martin Award (For cooperation with local media):** Greg Kragen.

1990

Pro Bowl: Steve Atwater, Bobby Humphrey, Dennis Smith. **AII-NFL:** Steve Atwater (College and Pro Football Newsweekly-second team), Mike Horan (College and Pro Football Newsweekly-second team). **AII-AFC:** Steve Atwater (UPI, Football News), Mike Horan (UPI-second team, Football News). **Earl Hartman Award (Broncos Most Valuable Players):** Bobby Humphrey (offense), Steve Atwater (defense), Kevin Clark (special teams). **Bob Peck Memorial Award (Most Inspirational Player):** Keith Kartz. **Bob Martin Award (for cooperation with media):** Mark Jackson.

603

1989

Pro Bowl: John Elway, Greg Kragen, Karl Mecklenburg, Dennis Smith, David Treadwell. **AII-NFL:** Mike Horan (College and Pro Football Newsweekly 2nd team), Karl Mecklenburg (AP, Pro Football Weekly, Sports Illustrated, NEA-World Almanac, Football Digest), Dennis Smith (AP 2nd team). **AII-AFC:** Greg Kragen (Pro Football Weekly), Karl Mecklenburg (UPI, Pro Football Weekly, Football News), Dennis Smith (Pro Football Weekly, UPI 2nd team), David Treadwell (UPI, Pro Football Weekly, Football News). **NFL Rookie of the Year:** Bobby Humphrey (Touchdown Club of Washington, D.C.). **NFL Offensive Rookie of the Year:** Bobby Humphrey (NFL Players Association). **NFL Defensive Rookie of the Year:** Steve Atwater (Football Digest). **AFC Offensive Rookie of the Year:** Bobby Humphrey (Mackey Award). **NFL AII-Rookie:** Steve Atwater (UPI, Pro Football Weekly, PFWA, College and Pro Football Newsweekly, Football Digest), Bobby Humphrey (UPI, Pro Football Weekly, PFWA, College and Pro Football Newsweekly), David Treadwell (Football Digest), Doug Widell (College and Pro Football Newsweekly, Football Digest). **Colorado Sports Hall of Fame Pro Athlete of the Year:** Bobby Humphrey. **Earl Hartman Award Winners (Broncos Most Valuable Players):** Bobby Humphrey (offense), Dennis Smith (defense), David Treadwell (special teams). **Bob Peck Memorial Award (Most Inspirational Player):** Marc Munford.

1988

Pro Bowl: Mike Horan. **AII-NFL:** Mike Horan (AP, PFWA, The Sporting News, College and Pro Football Newsweekly, Sports Illustrated, World Almanac 2nd team). **AII-AFC:** Mike Horan (UPI, Football News). **NFL AII-Rookie:** Gerald Perry (UPI, Football Digest). **Earl Hartman Award Winners (Broncos Most Valuable Players):** John Elway and Sammy Winder (offense), Simon Fletcher (defense), Ken Bell (special teams). **Bob Peck Memorial Award (Most Inspirational Player):** Keith Bishop and Billy Bryan.

1987

Pro Bowl: Keith Bishop, John Elway, Karl Mecklenburg. **AII-NFL:** Keith Bishop (Sports Illustrated, NEA-second team), John Elway (The Sporting News, NEA, AP-second team), Karl Mecklenburg (NEA, AP-second team). **AII-AFC:** Keith Bishop (UPI-second team), John Elway (UPI, Pro Football Weekly, Football News), Rulon Jones (UPI-second team), Karl Mecklenburg (UPI, Pro Football Weekly, Football News). **NFL Most Valuable Player:** John Elway (AP). **AFC Most Valuable Player:** John Elway (NFLPA). **AFC Player of the Year:** John Elway (Football News). **AFC Offensive Player of the Year:** John Elway (UPI, Kansas City 101 Club). **NFL AII Rookie:** Ricky Nattiel (UPI, College and Pro Football Newsweekly, Football Digest, PFWA, Pro Football Weekly). **Earl Hartman Award Winners (Broncos Most Valuable Players):** John Elway (offense), Karl Mecklenburg (defense), Ken Bell (special teams). **Bob Peck Memorial Award (Most inspirational Player):** Keith Bishop.

1986

Pro Bowl: Keith Bishop, John Elway, Rulon Jones, Karl Mecklenburg, Dennis Smith, Sammy Winder. **AII-NFL:** John Elway (AP-honorable mention), Keith Bishop (AP-honorable mention), Mike Harden (AP-honorable mention), Rulon Jones (AP, Pro Football Weekly, Sports Illustrated, PFWA, The Sporting News, Football News, Football Digest, NEA-second team), Karl Mecklenburg (AP, Pro Football Weekly, Sports Illustrated, PFWA, The Sporting News, Football News, Football Digest, NEA), Dennis Smith (AP-honorable mention, Football News second team, NEA). **AII-AFC:** Keith Bishop (UPI-second team, Football News), John Elway (UPI-second team), Rulon Jones (UPI, Pro Football Weekly, Football News), Karl Mecklenburg (UPI, Pro Football Weekly, Football News), Dennis Smith (Pro Football Weekly), Gerald Willhite (UPI-second team). **AFC Defensive Player of the Year:** Rulon Jones (UPI). **AFC Player of the Year:** Karl Mecklenburg (Football News). **Colorado Sports Hall of Fame King of the Hill Award:** John Elway. **Seattle Gold Helmet Award (Professional Football Player of the Year):** John Elway. **Earl Hartman Award Winners (Broncos Most Valuable Players):** John Elway (offense), Mike Harden (defense), Darren Comeaux (special teams). **Bob Peck Memorial Award (Most Inspirational Player):** Tom Jackson.

1985

Pro Bowl: Rulon Jones, Karl Mecklenburg, Dennis Smith, Louis Wright. **AII-NFL:** John Elway (AP-honorable mention), Rulon Jones (AP-2nd team, The Sporting News, Sports Illustrated), Karl Mecklenburg (AP Sports Illustrated, PFWA, The Football News, NEA), Dennis Smith (AP-honorable mention), Louis Wright (AP honorable mention). **AII-AFC:** Rulon Jones (UPI), Karl Mecklenburg (UPI), Dennis Smith (UPI-2nd team), Louis Wright (UPI). **Earl Hartman Award Winners (Broncos Most Valuable Players):** John Elway (offense), Rulon Jones (defense), Daniel Hunter (special teams). **Bob Peck Memorial Award (Most Inspirational Player):** Tom Jackson.

1984

Pro Bowl: Sammy Winder. **AII-NFL:** Tom Jackson (CPFW-2nd team), Dennis Smith (Pro Football Weekly, CPFW-2nd team), Louis Wright (The Sporting News, Sports Illustrated, Pro Football Weekly, NEA-2nd team, CPFW-2nd team). **AII-AFC:** Tom Jackson (Pro Football Weekly, UPI 2nd team), Dennis Smith (Pro Football Weekly, UPI-2nd team), Sammy Winder (UPI-2nd team), Louis Wright (Pro Football Weekly, UPI-2nd team). **AII-Rookie:** Winford Hood (UPI), Clarence Kay (PFWA, Pro Football Weekly). **Colorado Sports Hall of Fame Pro Athlete of the Year:** Tom Jackson. **Earl Hartman Award Winners (Broncos Most Valuable Players):** Steve Watson (offense), Louis Wright (defense), Ken Woodard (special teams). **Bob Peck Memorial Award (Most Inspirational Player):** Tom Jackson. **NFL Coach of the Year:** Dan Reeves (NFL-Sports Illustrated, Pro Football Weekly, College and Pro Football Newsweekly, AFC-Kansas City 101 Club, Football News).

1983

Pro Bowl: Randy Gradishar, Louis Wright (DNP). **AII-NFL:** Randy Gradishar (AP-2nd team), Louis Wright (NEA, CPFN-2nd team). **AII-AFC:** Randy Gradishar (UPI-2nd team). **Earl Hartman Award Winners (Broncos Most Valuable Players):** Steve Watson (offense), Randy Gradishar (defense), Ken Woodard (special teams). **Bob Peck Memorial Award (Most Inspirational Player):** Tom Jackson.

1982

Pro Bowl: Randy Gradishar, Luke Prestridge, Rick Upchurch. **AII-NFL:** Randy Gradishar (Football Digest), Luke Prestridge (AP, Football Digest), Rick Upchurch (AP, Football Digest). **AII-AFC:** Randy Gradishar (UPI), Luke Prestridge (UPI). **Earl Hartman Award Winners (Broncos Most Valuable Players):** Billy Bryan (offense), Louis Wright (defense), Rick Upchurch and Rob Lytle (special teams). **Bob Peck Memorial Award (Most Inspirational Player):** Tom Jackson.

1981

Pro Bowl: Randy Gradishar, Bob Swenson, Bill Thompson, Steve Watson. **AII-NFL:** Bob Swenson (AP, NEA, The Sporting News), Randy Gradishar (AP 2nd team, NEA-2nd team, Pro Football Weekly, The Sporting News). **AII-AFC:** Randy Gradishar (UPI), Bill Thompson (UPI), Steve Watson (UPI), Bob Swenson (UPI), Louis Wright (UPI-2nd team). **Earl Hartman Award Winners (Broncos Most Valuable Players):** Steve Watson (offense), Bob Swenson (defense), Jim Ryan (special teams). **Bob Peck Memorial Award (Most Inspirational Player):** Tom Jackson.

1980

AII-NFL: Randy Gradishar (The Sporting News), Fred Steinfert (Pro Football Weekly, The Sporting News). **AII-AFC:** Fred Steinfert (UPI). **Pro Football Weekly Golden Toe Award:** Fred Steinfert. **Earl Hartman Award Winners (Broncos Most Valuable Players):** Bill Bryan (offense), Randy Gradishar (defense), Fred Steinfert (special teams).

1979

Pro Bowl: Randy Gradishar, Tom Jackson, Rick Upchurch, Louis Wright, **AII-NFL:** Randy Gradishar (PFWA, Pro Football Weekly, AP-2nd team), Rich Upchurch (PFWA, Pro Football Weekly, AP-2nd team), Louis Wright (AP, NEA, PFWA, Pro Football Weekly). **AII-AFC:** Randy Gradishar (Pro Football Weekly, The Sporting News, UPI-2nd team), Bob Swenson (UPI-2nd team), Bill Thompson (UPI), Rick Upchurch (Pro Football Weekly), Louis Wright (UPI, Pro Football Weekly, The Sporting News). **Earl Hartman Award Winners (Broncos Most Valuable Players):** Craig Morton (offense), Bob Swenson (defense), Larry Canada (special teams).

1978

Pro Bowl: Lyle Alzado, Randy Gradishar, Tom Jackson, Riley Odums, Bill Thompson, Rick Upchurch, Louis Wright. **AII-NFL:** Lyle Alzado (AP), Randy Gradishar (AP, PFWA, PF, NEA), Tom Jackson (AP), Rick Upchurch (AP, PFWA, PF), Louis Wright (AP, PFWA, PF, NEA), **AII-AFC:** Lyle Alzado (UPI, PF, TSN), Steve Foley (UPI), Randy Gradishar (UPI, PF, TSN), Tom Jackson (UPI), Bill Thompson (UPI, PF, TSN), Rick Upchurch (PF), Louis Wright (UPI, PF, TSN). **NFL Defensive Player of the Year:** Randy Gradishar (AP, PF, NEA). **AFC Defensive Player of the Year:** Randy Gradishar (UPI, Kansas City 101 Club). **NFL Defensive Lineman of the Year:** Barney Chavous (*Pittsburgh Courier*). **Colorado Sports Hall of Fame Pro Athlete of the Year:** Randy Gradishar. **Earl Hartman Award Winners (Broncos Most Valuable Players):** Riley Odums (offense), Randy Gradishar (defense), Maurice Harvey (special teams).

1977

Pro Bowl: Lyle Alzado, Randy Gradishar, Tom Jackson, Bill Thompson, Louis Wright. **AII-NFL:** Lyle Alzado (AP, UPI, PF), Randy Gradishar (AP, UPI, PF), Tom Jackson (AP, UPI, PF), Bill Thompson (AP). **AII-AFC:** Louis Wright (PF), Bill Thompson (PF). **AFC Defensive Player of the Year:** Lyle Alzado (Kansas City 101 Club). **Colorado Sports Hall of Fame Pro Athlete of the Year:** Craig Morton. **Earl Hartman Award Winners (Broncos Most Valuable Players):** Craig Morton (offense), Tom Jackson (defense), Rick Upchurch (special teams). **NFL Coach of the Year:** Red Miller (AP, UPI, PF, TSN, Football Digest, Washington Touchdown Club, Kansas City 101 Club, Columbus Touchdown Club).

1976

Pro Bowl: Rick Upchurch, Otis Armstrong. **AII-NFL:** Rick Upchurch. **Earl Hartman Award Winners (Broncos Most Valuable Players):** Riley Odums (offense), Tom Jackson (defense), Rick Upchurch (special teams).

1975

Pro Bowl: Randy Gradishar, Riley Odums. **AII-Pro:** Riley Odums. **Earl Hartman Award Winners (Broncos Most Valuable Players):** Bobby Maples (offense), Lyle Alzado (defense), Jim Turner (special teams).

1974

Pro Bowl: Otis Armstrong, Riley Odums. **AII-Pro:** Riley Odums, Otis Armstrong. **Earl Hartman Award Winners (Broncos Most Valuable Players):** Otis Armstrong (offense), Tom Jackson (defense), Ken Criter (special teams).

1973

Pro Bowl: Floyd Little, Haven Moses, Paul Smith, Riley Odums. **AII-Pro:** Riley Odums. **Earl Hartman Award Winners (Broncos Most Valuable Players):** Charley Johnson (offense), Paul Smith (defense). **Colorado Sports Hall of Fame Pro Athlete of the Year:** Paul Smith. **AFC Coach of the Year:** John Ralston (AP, UPI, PFWA, Kansas City 101 Club). **NFLPA Rookie of the Year:** Barney Chavous. **AII-Rookie:** Barney Chavous (AP, UPI)

1972

Pro Bowl: Paul Smith. **Colorado Sports Hall of Fame Pro Athlete of the Year:** Floyd Little.

1971

Pro Bowl: Floyd Little, Rich Jackson.

1970

Pro Bowl: Floyd Little, Rich Jackson, **AII-Pro:** Rich Jackson. **Colorado Sports Hall of Fame Pro Athlete of the Year:** Rich Jackson.

1969

AII-AFL: Floyd Little, Rich Jackson. **AFL AII-Star Game:** Rich Jackson, Al Denson, Mike Current, George Goeddeke, Floyd Little, Dave Costa.

1968

AII-AFL: Rich Jackson. **AFL AII-Star Game:** Floyd Little, Dave Costa, Rich Jackson.

1967

AFL AII-Star Game: Al Denson, Larry Kaminski, Dave Costa, Nemiah Wilson.

1966

AII-AFL: Bob Scarpitto. **AFL AII-Star Game:** Bob Scarpitto, Jerry Sturm, Goose Gonsoulin, John Bramlett.

1965

AII-AFL: Cookie Gilchrist, Lionel Taylor, Eldon Danenhauer. **AFL AII-Star Game:** Eldon Danenhauer, Cookie Gilchrist.

1964

AII-AFL: Willie Brown, **AFL AII-Star Game:** Willie Brown, Jerry Sturm, Goose Gonsoulin, Jim Fraser.

1963

AII-AFL: Goose Gonsoulin. **AFL AII-Star Game:** Bud McFadin, Goose Gonsoulin.

1962

AII-AFL: Bud McFadin, Goose Gonsoulin, Eldon Danenhauer, Bob Zeman. **AFL AII-Star Game:** Eldon Danenhauer, Bud McFadin, Gene Mingo, Bob Zeman, Goose Gonsoulin, Jim Fraser, Lionel Taylor, Frank Tripucka. **AFL Coach of the Year:** Jack Faulkner (AP, UPI).

1961

AII-AFL: Lionel Taylor, Bud McFadin. **AFL AII-Star Game:** Bud McFadin, Ken Adamson. Goose Gonsoulin, Don Stone.

1960

AII-AFL: Lionel Taylor, Bud McFadin, Goose Gonsoulin.

BRONCOS IN THE PRO BOWL (1970-2005)

(please see All-Time Honors, beginning on page 602, for year-by-year Broncos Pro Bowl and AFL All-Star Game participation.)
Current players in bold

| PLAYER | PRO BOWLS AS A BRONCO | SEASON(S) SELECTED | PLAYER | PRO BOWLS AS A BRONCO | SEASON(S) SELECTED |
|------------------------|--------------------------|---------------------------------------|--------------------|--------------------------|------------------------|
| Lyle Alzado | 2 | 1977-1978 | Anthony Miller | 1 | 1995 |
| Otis Armstrong | 2 | 1974, 1976 | Haven Moses | 1 | 1973 |
| Steve Atwater | 8 | 1990-96, 1998 | Tom Nalen | 5 | 1997-2000, '03 |
| Champ Bailey | 2 | 2004-05 | Riley Odoms | 4 | 1973-75, 1978 |
| Keith Bishop | 2 | 1986-87 | Deltha O'Neal | 1 | 2001 |
| Tyrone Braxton | 1 | 1996 | Michael Dean Perry | 1 | 1996 |
| Michael Brooks | 1 | 1992 | Clinton Portis | 1 | 2003 |
| Dwayne Carswell | 1 | 2001 | Luke Prestridge | 1 | 1982 |
| Terrell Davis | 3 | 1996-98 | Trevor Pryce | 4 | 1999-2002 |
| Jason Elam | 3 | 1995, 1998, 2001 | Bill Romanowski | 2 | 1996, 1998 |
| John Elway | 9 | 1986, '87, '89, '91, 1993-94, 1996-98 | Mark Schlereth | 1 | 1998 |
| Ian Gold | 1 | 2001 | Shannon Sharpe | 7 | 1992-98 |
| Randy Gradishar | 7 | 1975, 1977-79, 1981-83 | Dennis Smith | 6 | 1985-86, 1989-91, 1993 |
| Gaston Green | 1 | 1991 | Detron Smith | 1 | 1999 |
| Brian Griese | 1 | 2000 | Rod Smith | 3 | 2000-01, '05 |
| Mike Horan | 1 | 1988 | Neil Smith | 1 | 1997 |
| Bobby Humphrey | 1 | 1990 | Paul Smith | 2 | 1972-73 |
| Rich Jackson | 2 | 1970-71 | Bob Swenson | 1 | 1981 |
| Tom Jackson | 3 | 1977-79 | Billy Thompson | 3 | 1977-78, 1981 |
| Tony Jones | 1 | 1998 | David Treadwell | 1 | 1989 |
| Rulon Jones | 2 | 1985-86 | Rick Upchurch | 4 | 1976, 1978-79, 1982 |
| Greg Kragen | 1 | 1989 | Steve Watson | 1 | 1981 |
| Floyd Little | 3 | 1970-71, 73 | Alfred Williams | 1 | 1996 |
| John Lynch | 2 | 2004-05 | Al Wilson | 4 | 2001-03, '05 |
| Ed McCaffrey | 1 | 1998 | Sammy Winder | 2 | 1984, 1986 |
| Karl Mecklenburg | 6 | 1985-87, 1989, 1991, 1993 | Louis Wright | 5 | 1977-79, 1983, 1985 |
| Glyn Milburn | 1 | 1995 | Gary Zimmerman | 3 | 1994-96 |

BRONCOS IN THE AFL ALLSTAR GAME (1960-69)

| | | |
|------------------|---|------------------------------|
| Ken Adamson | 1 | 1961 |
| John Bramlett | 1 | 1966 |
| Willie Brown | 1 | 1964 |
| Dave Costa | 3 | 1967, 1968, 1969 |
| Mike Current | 1 | 1969 |
| Eldon Danenhauer | 2 | 1962, 1965 |
| Al Denson | 2 | 1967, 1969 |
| Jim Fraser | 2 | 1962, 1964 |
| Cookie Gilchrist | 1 | 1965 |
| George Goeddeke | 1 | 1969 |
| Goose Gonsoulin | 5 | 1961, 1962, 1963, 1964, 1966 |
| Rich Jackson | 2 | 1968, 1969 |
| Larry Kaminski | 1 | 1967 |
| Floyd Little | 2 | 1968, 1969 |
| Bud McFadin | 3 | 1961, 1962, 1963 |
| Gene Mingo | 1 | 1962 |
| Bob Scarpitto | 1 | 1966 |
| Don Stone | 1 | 1961 |
| Jerry Sturm | 2 | 1964, 1966 |
| Lionel Taylor | 1 | 1962 |
| Frank Tripucka | 1 | 1962 |
| Nemiah Wilson | 1 | 1967 |
| Bob Zeman | 1 | 1962 |

BRONCOS ALL-TIME NFL HONORS

NFL MOST VALUABLE PLAYER (AP)

| | | |
|------|------------------|---|
| 1998 | RB Terrell Davis | (16 starts / 392 att., 2008 yds., 5.1 avg., 21 TDs / 25 rec., 217 yds., 8.7 avg., 2 TDs) |
| 1987 | QB John Elway | (12 starts / 224-410, 54.6%, 3198 yds., 19 TDs, 12 INTs / 66 att., 304 yds., 4.6 avg., 4 TDs) |

NFL OFFENSIVE PLAYER OF THE YEAR (AP)

| | | |
|------|------------------|--|
| 1998 | RB Terrell Davis | (16 starts / 392 att., 2008 yds., 5.1 avg., 21 TDs / 25 rec., 217 yds., 8.7 avg., 2 TDs) |
| 1996 | RB Terrell Davis | (16 starts / 345 att., 1538 yds., 4.5 avg., 13 TDs / 36 rec., 310 yds., 8.6 avg., 2 TDs) |

NFL DEFENSIVE PLAYER OF THE YEAR (AP)

| | | |
|------|--------------------|--|
| 1978 | LB Randy Gradishar | (16 starts / 286 tackles, incl. 190 solo, 4 INTs, 2 FF, 1 returned for a TD) |
|------|--------------------|--|

NFL OFFENSIVE ROOKIE OF THE YEAR (AP)

| | | |
|------|-------------------|--|
| 2002 | RB Clinton Portis | (16 gms., 12 starts / 273 att., 1508 yds., 5.5 avg., 15 TD / 33 rec., 364 yds., 11.0 avg., 2 TD) |
| 2000 | RB Mike Anderson | (16 gms., 12 starts / 297 att., 1487 yds., 5.0 avg., 15 TD / 23 rec., 169 yds., 7.3 avg.) |

NFL DEFENSIVE ROOKIE OF THE YEAR (AP)

| | | |
|------|---------------|--|
| 1991 | LB Mike Croel | (13 gms., 10 starts / 84 tackles, incl. 55 solo, 10 sacks, -65 yds., 4 FF, 2 PD) |
|------|---------------|--|

AFC OFFENSIVE PLAYER OF THE MONTH

(Initiated by NFL in 1986)

| | | | |
|------|------------------|-----------|---|
| 2001 | QB Brian Griese | September | (60-93, 64.5%, 763 yds., 7 TDs, 2 INTs, 106.2 rating) |
| 2000 | RB Mike Anderson | December | (104 att., 516 yds., 5.0 avg., 8 TDs / 4 rec., 34 yds., 8.5 avg.) |
| 2000 | WR Rod Smith | November | (26 rec., 479 yds., 18.4 avg., 1 TD / 3 rush., 78 yds., 26 avg., 1 TD) |
| 1998 | RB Terrell Davis | October | (81 att., 512 yds., 6.3 avg., 6 TDs / 5 rec., 76 yds., 15.2 avg.) |
| 1998 | RB Terrell Davis | September | (94 att., 489 yds., 5.2 avg., 6 TDs / 4 rec., 22 yds., 5.5 avg.) |
| 1997 | QB John Elway | November | (94-149, 61.7%, 1231 yds., 8 TDs, 0 INTs / 23 att., 60 yds., 2.6 avg.) |
| 1997 | RB Terrell Davis | September | (118 att., 605 yds., 5.1 avg., 4 TDs / 6 rec., 31 yds., 5.2 avg.) |
| 1996 | QB John Elway | October | (73-111, 65.8%, 935 yds., 10 TDs, 3 INTs / 18 att., 110 yds., 6.1 avg., TD) |
| 1996 | RB Terrell Davis | September | (112 att., 573 yds., 5.1 avg., 4 TDs / 10 rec., 83 yds., 8.3 avg.) |

AFC DEFENSIVE PLAYER OF THE MONTH

(Initiated by NFL in 1986)

| | | | |
|------|---------------------|----------|---|
| 2005 | CB Champ Bailey | November | (3 INTs, 1 TD on INT return, 20 tackles, 5 PBU's) |
| 2001 | CB Deltha O'Neal | October | (6 INTs, 17 tackles) |
| 1991 | LB Simon Fletcher | December | (5 sacks, -39 yds., 15 tackles) |
| 1989 | LB Karl Mecklenburg | November | (4.5 sacks, -40 yds., 18 tackles) |
| 1989 | S Dennis Smith | October | (2 INTs, 22 tackles, 2 FF, 1 FR) |
| 1986 | DE Rulon Jones | October | (8.5 sacks, -142 yds., 33 tackles) |

AFC SPECIAL TEAMS PLAYER OF THE MONTH

(Initiated by NFL in 1993)

| | | | |
|------|--------------------|-----------|---|
| 2005 | P Todd Sauerbrun | October | (11-of-28 punts downed inside 20, 45.3 gross avg., 39.1 net avg.) |
| 2004 | KR Reuben Droughns | September | (8 kick returns, 244 yds., 30.5 avg.) |
| 2001 | K Jason Elam | November | (11-12 FGs, 5-5 PATs, 38 pts.) |

NFL OFFENSIVE ROOKIE OF THE MONTH

| | | | |
|------|-------------------|-----------|---|
| 2002 | RB Clinton Portis | October | (79 att., 358 yds., 4.5 avg., 3 TDs / 11 rec., 98 yds., 8.9 avg., 1 TD) |
| 2000 | RB Mike Anderson | December | (104 att., 516 yds., 5.0 avg., 8 TDs / 4 rec., 34 yds., 8.5 avg.) |
| 2000 | RB Mike Anderson | September | (85 att., 403 yds., 4.7 avg., 3 TDs / 5 rec., 39 yds., 7.8 avg.) |

NFL DEFENSIVE ROOKIE OF THE MONTH

| | | | |
|------|------------------|----------|---|
| 2004 | LB D.J. Williams | December | (40 tackles, 1 sack, 1 INT, 1 FF, and 4 PD) |
|------|------------------|----------|---|

AFC OFFENSIVE PLAYER OF THE WEEK

(Initiated by NFL in 1984)

| | | | | |
|------|-------------------|---------|------------------|--|
| 2005 | WR Rod Smith | Week 15 | at Buffalo | (11 rec., 137 yds., 12.5 avg., 1 TD) |
| 2005 | QB Jake Plummer | Week 8 | vs. Philadelphia | (22-35, 62.9%, 309 yds., 4 TD, 129.3 rtg.) |
| 2004 | QB Jake Plummer | Week 17 | vs. Indianapolis | (17-30, 58.2%, 246 yds., 2 TD, 105.7 rtg.) |
| 2003 | RB Clinton Portis | Week 14 | vs. Kansas City | (22 att., 218 yds., 9.9 avg., 5 TD / 2 rec., 36 yds., 18.0 avg.) |
| 2003 | TE Shannon Sharpe | Week 11 | vs. San Diego | (7 rec., 101 yds., 14.4 avg., 3 TD) |
| 2003 | QB Jake Plummer | Week 3 | vs. Oakland | (14-21, 66.7%, 197 yds., 2 TD, 128.5 rtg.) |
| 2002 | TE Shannon Sharpe | Week 7 | at Kansas City | (12 rec., 214 yds., 17.8 avg., 2 TD; *NFL TE rec.) |
| 2001 | QB Brian Griese | Week 1 | vs. N.Y. Giants | (21-29, 72.4%, 330 yds., 3 TD, 144.3 rtg.) |
| 2000 | RB Mike Anderson | Week 14 | at New Orleans | (37 att., 251 yds., 6.8 avg., 4 TD; *NFL rookie rec.) |
| 2000 | RB Mike Anderson | Week 13 | at Seattle | (30 att., 195 yds., 6.5 avg., 2 TD / 2 rec., 14 yds.) |
| 1999 | RB Olandis Gary | Week 15 | vs. Seattle | (22 att., 183 yds., 8.3 avg., / 2 rec., 16 yds.) |
| 1999 | QB Brian Griese | Week 6 | vs. Green Bay | (19-31, 61.3%, 363 yds., 2 TD, 1 INT, 110.0 rtg.) |
| 1998 | RB Terrell Davis | Week 17 | vs. Seattle | (29 att., 178 yds., 6.1 avg. / 2 rec., 17 yds., 1 TD) |
| 1998 | QB John Elway | Week 14 | vs. Kansas City | (22-32, 68.8%, 400 yds., 2 TD, 1 INT, 119.3 rtg.) |

BRONCOS ALL-TIME NFL HONORS, CONT.

| | | | | |
|------|-------------------|---------|------------------|---|
| 1998 | RB Terrell Davis | Week 8 | vs. Jacksonville | (31 att., 136 yds., 4.4 avg., 3 TD / 5 rec., 76 yds.) |
| 1998 | RB Terrell Davis | Week 5 | vs. Philadelphia | (20 att., 168 yds., 8.4 avg., 2 TD) |
| 1998 | RB Terrell Davis | Week 2 | vs. Dallas | (23 att., 191 yds., 8.3 avg., 3 TD) |
| 1997 | QB John Elway | Week 10 | vs. Seattle | (19-30, 63.3%, 252 yds., 2 TD, 112.1 rtg.) |
| 1997 | RB Terrell Davis | Week 4 | vs. Cincinnati | (27 att., 215 yds., 8.0 avg., 1 TD / 2 rec., 13 yds.) |
| 1996 | RB Terrell Davis | Week 12 | at New England | (32 att., 154 yds., 4.8 avg., 2 TD / 4 rec., 56 yds., 1 TD) |
| 1996 | RB Terrell Davis | Week 8 | vs. Baltimore | (28 att., 194 yds., 6.9 avg., 2 TD / 3 rec., 19 yds.) |
| 1995 | QB John Elway | Week 17 | at Oakland | (24-41, 58.5%, 320 yds., 2 TD, 1 INT, 89.5 rtg.) |
| 1995 | WR Anthony Miller | Week 7 | vs. Oakland | (7 rec., 149 yds., 21.3 avg., 2 TD) |
| 1995 | QB John Elway | Week 3 | vs. Washington | (30-47, 63.8%, 327 yds., 2 TD, 98.4 rtg.) |
| 1994 | QB John Elway | Week 9 | vs. Cleveland | (30-41, 73.2%, 349 yds., 2 TD, 114.8 rtg.) |
| 1993 | TE Shannon Sharpe | Week 15 | vs. Kansas City | (10 rec., 65 yds., 6.5 avg., 3 TD) |
| 1993 | QB John Elway | Week 12 | vs. Pittsburgh | (18-25, 72%, 276 yds., 1 TD, 121.4 rtg.) |
| 1993 | QB John Elway | Week 10 | at Cleveland | (17-23, 73.9%, 244 yds., 3 TD, 147.5 rtg.) |
| 1992 | QB John Elway | Week 5 | vs. Kansas City | (23-38, 60.5%, 311 yds., 2 TD, 104.2 rtg.) |
| 1992 | QB John Elway | Week 1 | vs. L.A. Raiders | (10-24, 41.7%, 171 yds., 1 INT, 49.1 rtg.) |
| 1991 | RB Gaston Green | Week 5 | at Minnesota | (26 att., 158 yds., 6.1 avg. / 1 rec., 9 yds.) |
| 1989 | WR Vance Johnson | Week 12 | vs. Seattle | (6 rec., 154 yds., 25.7 avg., 2 TD) |
| 1989 | QB John Elway | Week 7 | at Seattle | (18-35, 51.4%, 344 yds., 2 TD, 104.9 rtg.) |
| 1988 | QB John Elway | Week 13 | vs. L.A. Rams | (21-36, 58.3%, 272 yds., 3 TD, 1 INT, 98.4 rtg.) |
| 1988 | RB Tony Dorsett | Week 2 | vs. San Diego | (23 att., 113 yds., 4.9 avg., 1 TD) |
| 1987 | RB Joe Duke | Week 5 | vs. L.A. Raiders | (23 att., 128 yds., 5.6 avg., 2 TD) |
| 1987 | QB John Elway | Week 1 | vs. Seattle | (22-32, 68.8%, 338 yds., 4 TD, 1 INT, 129.9 rtg.) |
| 1986 | QB John Elway | Week 13 | vs. Cincinnati | (22-34, 64.7%, 228 yds., 3 TD, 113.4 rtg.) |
| 1986 | QB John Elway | Week 8 | vs. Seattle | (18-32, 56.3%, 321 yds., 1 TD, 1 INT, 88.2 rtg.) |
| 1984 | QB John Elway | Week 10 | vs. New England | (26-40, 65%, 315 yds., 3 TD, 1 INT, 103.6 rtg.) |
| 1984 | QB Gary Kubiak | Week 9 | at L.A. Raiders | (21-34, 61.8%, 206 yds., 1 TD, 88.6 rtg.) |

AFC DEFENSIVE PLAYER OF THE WEEK

(Initiated by NFL in 1984)

| | | | | |
|------|---------------------|---------|-----------------|--|
| 2005 | S John Lynch | Week 17 | at San Diego | (7 tackles, incl. 5 solo, 2 sacks, -12 yds., 2 FF) |
| 2005 | LB Al Wilson | Week 4 | at Jacksonville | (6 tackles, incl. 4 solo, 1 sack, -2 yds., 2 FF) |
| 2004 | LB D.J. Williams | Week 16 | at Tennessee | (7 tackles, incl. 5 solo, 1 INT, 10 yds., 3 PD) |
| 2001 | CB Denard Walker | Week 7 | vs. New England | (6 tackles, incl. 5 solo, 2 INT, 39 yds., 1 TD) |
| 2001 | CB Deltha O'Neal | Week 4 | vs. Kansas City | (2 tackles, both solo, 4 INT*, 69 yds., 2 PD; *tied NFL rec.) |
| 2000 | CB Terrell Buckley | Week 6 | at San Diego | (2 tackles, both solo, 2 INT, 64 yds., 2 PD) |
| 1999 | LB Glenn Cadrez | Week 11 | vs. Oakland | (11 tackles, incl. 8 solo, 3 sacks, -16 yds.) |
| 1998 | CB Darrien Gordon | Week 13 | at San Diego | (4 tackles, incl. 3 solo, 2 INT, 34 yds., 1 FR) |
| 1998 | CB Ray Crockett | Week 3 | at Oakland | (5 tackles, all solo, 2 INT, 105 yds., 80-yd. TD, 2 PD) |
| 1997 | LB John Mobley | Week 6 | vs. New England | (15 tackles, incl. 12 solo, 1 INT, 13 yds., 1 TD, 1 FR) |
| 1996 | DE Alfred Williams | Week 3 | vs. Tampa Bay | (3 tackles, all solo, 2 sacks, -14 yds., 2 FF, 1 FR) |
| 1991 | S Steve Atwater | Week 3 | vs. Seattle | (7 tackles, incl. 6 solo, 1 INT, 1 yd., 1 FR) |
| 1989 | NT Greg Kragen | Week 10 | at Kansas City | (6 tackles, incl. 5 solo, 1 sack, -9 yds., 1 FF) |
| 1987 | LB Karl Mecklenburg | Week 13 | vs. New England | (8 tackles, incl. 7 solo, 2 INT, 25 yds.) |
| 1986 | CB Mike Harden | Week 9 | at L.A. Raiders | (5 tackles, incl. 4 solo, 2 INT, 64 yds., 40-yd. TD, 3 PD) |
| 1986 | LB Karl Mecklenburg | Week 4 | vs. New England | (11 tackles, incl. 9 solo, 2 sacks, -23 yds.) |
| 1985 | LB Karl Mecklenburg | Week 13 | at Pittsburgh | (6 tackles, all solo, 4 sacks, -18 yds.) |
| 1985 | CB Louis Wright | Week 11 | vs. San Diego | (3 tackles, all solo, 1 INT, 16 yds., 60-yd. blocked FG ret. TD in OT) |
| 1984 | S Steve Foley | Week 7 | vs. Green Bay | (8 tackles, incl. 5 solo, 1 INT, 20 yds., 22-yd. FR for TD) |

AFC SPECIAL TEAMS PLAYER OF THE WEEK

(Initiated by NFL in 1993)

| | | | | |
|------|-------------------|---------|------------------|--|
| 2005 | P Todd Sauerbrun | Week 6 | vs. New England | (7 punts, 366 yds., 52.3 avg., 46.9 net., 2 IN20, 66LG) |
| 2004 | K Jason Elam | Week 4 | at Tampa Bay | (3-3 FGs, 49/50/23, 1-1 PAT, 10 pts.; game-winner) |
| 2004 | P/K Micah Knorr | Week 1 | vs. Kansas City | (2 punts, 113 yds., 56.5 avg., 43.3 net., 1 IN20, 66LG 6 KO for touchback) |
| 2003 | K Jason Elam | Week 15 | vs. Cleveland | (3-3 FGs, 51/36/25, 2-2 PATs, 11 pts.; game-winner in OT) |
| 2001 | P Tom Rouen | Week 9 | vs. San Diego | (6 punts, 319 yds., 53.2 avg., 52.3 net., 5 IN20, 62LG) |
| 2000 | LB Ian Gold | Week 11 | vs. Oakland | (blocked a punt and returned it 12 yds. for a TD, 2 tackles) |
| 1999 | K Jason Elam | Week 9 | at San Diego | (4-4 FGs, 24/41/44/55, 3-3 PATs, 15 pts.) |
| 1998 | KR Vaughn Hebronn | Week 16 | at Miami | (4 KOR, 158 yds., 39.5 avg., 95-yd. KOR for a TD) |
| 1998 | KR Vaughn Hebronn | Week 9 | at Cincinnati | (6 KOR, 161 yds., 26.8 avg., blocked a punt) |
| 1998 | K Jason Elam | Week 8 | vs. Jacksonville | (3-3 FGs, 31/32/63*, 4-4 PATs, 13 pts.; *NFL rec.) |
| 1997 | PR Darrien Gordon | Week 11 | vs. Carolina | (5 PR, 168 yds., 33.6 avg., 2 PR TDs* in 1st qtr.; *tied NFL rec.) |
| 1995 | KR Glyn Milburn | Week 15 | vs. Seattle | (404 total yds., 131 rush., 45 rec., 95 PR, 133 KOR; *NFL rec.) |
| 1995 | KR Glyn Milburn | Week 12 | vs. San Diego | (2 PR, 20 yds., 10.0 avg., 4 KOR, 177 yds., 44.3 avg.) |
| 1994 | DE Shane Dronett | Week 14 | at Kansas City | (Blocked 37-yd. FG attempt with :02 remaining to forced OT) |
| 1993 | RB Reggie Rivers | Week 15 | vs. Kansas City | (1 tackle, blocked a punt to set up go-ahead TD in 4th) |

RETIRED JERSEY NUMBERS

The Denver Broncos have retired three jersey numbers in their 46-year history: the No. 7 worn by quarterback John Elway (1983-98), the No. 18 worn by quarterback Frank Tripucka (1960-63) and the No. 44 worn by running back Floyd Little (1967-75). The most recent addition was Elway's, retired Sept. 13, 1999, in a ceremony at halftime of the Broncos' season-opening game vs. Miami.



John Elway

John Elway, who wore number 7 from 1983-98, led the Broncos to five Super Bowl appearances and two World Championships and retired ranked second in nearly every all-time NFL passing category. Inducted into the Pro Football Hall of Fame in 2004, he passed for 51,475 yards and 300 touchdowns in his 16-year career and retired as the all-time winningest starting quarterback in NFL history with a career mark of 148-82-1 (.643). Elway was named Most Valuable Player of Super Bowl XXXIII, leading Denver to its second consecutive World Championship with a 34-19 defeat of the Atlanta Falcons, becoming the only player in NFL history to close his career by earning Super Bowl MVP honors in his final game. His image was forged early in his career as he developed a reputation for leading the Broncos to victory against seemingly insurmountable odds. Elway directed the Broncos on an NFL-record 47 fourth-quarter or overtime, game-winning or game-saving drives in his legendary career. Elway was inducted into the Denver Broncos' Ring of Fame in 1999—the first inductee for whom the customary five-year waiting period was waived. *The only other players to wear No. 7 in franchise history were quarterbacks Mickey Slaughter (1963-66) and Craig Morton (1977-82).*

7



Frank Tripucka

Frank Tripucka, who wore number 18 from 1960-63, was Denver's first quarterback and helped lay the foundation for the club's future success. One of the original Broncos, Tripucka played in the American Football League all-star game in 1962 and passed for 7,676 yards in his Denver career. His best statistical season came in 1960 when he completed 248-of-478 passes (51.9%) for 3,038 yards and 24 touchdowns. Tripucka's career passing total still ranks fifth in franchise history, and his single-game record of 447 yards at Buffalo, Sept. 15, 1962, remained the franchise record until broken in 2000. He also ranks fifth in completions (662) and attempts (1,277), sixth in touchdown passes (51) and guided Denver to its first .500 season with a 7-7 mark in 1962. Tripucka was inducted into the Broncos' Ring of Fame in 1986. *Tripucka is the only player in Broncos history to wear No. 18.*

18



Floyd Little

Floyd Little, who wore number 44 from 1967-75 with the Denver Broncos, as well as during his legendary college career at Syracuse, retired as the club's all-time career leader in rushing yards (6,323) and total touchdowns (54). He held both marks until 1998 when they were eclipsed by Terrell Davis. Little was All-AFL in 1969 and played in two AFL all-star games (1968, 1969) and three Pro Bowls (1970-71, '73). He is still ranked second in career rushing attempts (1,641) by a Bronco, and his 89-yard kickoff return in 1968 is the longest non-scoring kickoff return in club history. When Little retired, he ranked among the top 10 rushers in NFL history. Little joined the Broncos in 1967 as the club's No. 1 draft choice, becoming the first No. 1 pick to sign with the team in its eight-year history. During his career, Little helped the Broncos to their first winning seasons in 1973 and '74 with back-to-back 7-5-2 and 7-6-1 marks, and he retired in 1975 with Denver just two years away from its first Super Bowl appearance. He was inducted into the club's Ring of Fame as part of its inaugural class in 1984. *The only other players to wear No. 44 in franchise history were defensive back Miller Farr in 1965 and halfback Bruce Starling in 1963.*

44

BRONCOS IN THE PRO FOOTBALL HALL OF FAME



JOHN ELWAY

QB

INDUCTED: 2004

(John Elway's full bio appears on page 612, in the Broncos' Ring of Fame section)

Quarterback **John Elway** is the Broncos' first inductee into the Pro Football Hall of Fame to have spent his entire career with the club, playing a franchise-record 16 seasons (1983-1998). Elected on Jan. 31, 2004, and inducted on Aug. 8, 2004, as a "first-ballot" Hall of Famer, Elway is arguably the best quarterback to have played the game. Whether judged by wins (he is the NFL's career quarterback leader with 148), championships (he capped his career with back-to-back Super Bowl wins and started in an NFL quarterback-record five Super Bowl games), statistical achievement (he ranks No. 3 in NFL history in passing yards, attempts and completions) or his flair for the dramatic (he holds the NFL record with 47 fourth-quarter or overtime game-winning or game-tying drives) Elway's combined accomplishments are unparalleled in the history of pro football. He is the only player in NFL history to pass for 3,000 yards and rush for 200 yards in the same season seven consecutive times, and is only the second player in NFL history to record 40,000-plus passing yards and 3,000-plus yards rushing during his career.



Elway was selected to nine Pro Bowls, tied for most ever by a quarterback (Dan Marino and Warren Moon); was named first or second-team All-Pro three times and was voted first or second-team All-AFC five times. He was named the NFL's Most Valuable Player in 1987; was AFC Offensive Player of the Year in 1993; was voted the NFL's All-Decade Team of the 1990s and was chosen Most Valuable Player of Super Bowl XXXIII, his final NFL game. Elway is the only player in NFL history to win that honor in his final NFL game.

Reflective of the rare place he holds in the history of the National Football League and in the hearts of Broncos fans around the world, Elway's uniform number seven was retired by Broncos owner Pat Bowlen in 1999. At that time, he was also inducted into the Broncos' Ring of Fame as the only member of the now 20-member group for whom the customary five-year waiting period was waived.



TONY DORSETT

RB


INDUCTED: 1994

Running Back **Tony Dorsett**, though best known for his brilliant 11-year tenure with the Dallas Cowboys, was a Denver Bronco during the 1988 and 1989 seasons. He joined the Broncos in 1988 and went on to lead the club in rushing that season with 703 yards on 181 carries. He spent the 1989 season on injured reserve before his retirement and was inducted into the Pro Football Hall of Fame in 1994.

Dorsett finished his career ranked second on the all-time NFL rushing list with 12,739 yards and now ranks seventh on that list. He captured rookie of the year honors in 1977 with the Cowboys, en route to four Pro Bowl selections (1978, 1981-83). His highest rushing total came in 1981 when he ran for 1,646 yards, just one of eight 1,000-yard seasons during his brilliant career. Dorsett also caught 398 passes for 3,554 yards (8.9) and accounted for 91 total touchdowns (77 rushing, 13 receiving, 1 fumble recovery).

Dorsett was a college star at the University of Pittsburgh, where he won the Heisman

Trophy in 1976 while leading the Panthers to the national title.



WILLIE BROWN

CB

INDUCTED: 1984


Cornerback **Willie Brown**, inducted into the Pro Football Hall of Fame in 1984, played for the Broncos from 1963-66 and was named All-American Football League in 1964. He intercepted nine passes that season, including a team-record four in one game (vs. New York, 11/15/64), and was named the outstanding back in the AFL All-Star game in January, 1965.

The 6-foot-1, 195-pound Brown, who played his college ball at Grambling, joined the Broncos as a free agent in August 1963 and played four seasons with the club. In 50 games, he intercepted 15 passes and tallied 195 yards in returns, while also returning three punts for 29 yards (9.7) and three kickoffs for 70 yards (23.3).

Brown was traded to Oakland in 1967 and played 12 seasons with the Raiders (1967-78). He was an all-league performer every year from 1968-73 while making three AFL All-Star game (1967-69) and four Pro Bowl (1970-73) appearances. In 16 seasons, Brown played in 204 games, intercepting 54 passes and returning two for touchdowns.

Other Hall of Fame members with ties to the Denver Broncos:

- **Stan Jones—Inducted 1991:** Honored for his 12-year playing career, he coached Denver's defensive line for 18 years (1967-71, 76-88).
- **Doak Walker—Inducted 1986:** Honored for his six-year playing career, he coached Denver's wide receivers in 1966.
- **Fred Gehrke—Hall of Fame Pioneer Award, 1972:** Sixteen-year team employee and Broncos General Manager from 1977-80. As a Los Angeles Rams halfback in 1948, he painted golden rams' horns on his team's helmets and thus started the trend toward today's colorful, uniquely-decorated helmets worn by all NFL teams.



DENVER BRONCOS RING OF FAME PROFILES

The Denver Broncos Ring of Fame was created in 1984 by team owner Pat Bowlen to honor former players and administrators who played significant roles in the franchise's history.

The Denver Broncos Ring of Fame roster grew to 20 in 2005 when safety **Steve Atwater** (1989-98) joined the Ring's distinguished membership. Before Atwater's induction, the most recent additions came in 2003 when tackle **Gary Zimmerman** was inducted and in 2001 when linebacker **Karl Mecklenburg** (1983-94) and safety **Dennis Smith** (1981-94) were enshrined.

Quarterback **John Elway** (1983-98) was inducted into the Ring of Fame in 1999 in a ceremony held at halftime of the Broncos' season-opening *Monday Night Football* game vs. Miami on Sept. 13, 1999. As testament to the legend he established during his 16-year career, Elway is the only inductee for whom the customary five-year waiting period was waived.

Elway's induction was the first since 1993 when cornerback **Louis Wright** (1975-86) joined the Ring of Fame, a year after linebacker **Tom Jackson** (1973-86) entered the Ring in 1992.


Linebacker **Randy Gradishar** (1974-83) was the only 1989 inductee, following the 1988 inductions of quarterback **Craig Morton** (1977-82), wide receiver **Haven Moses** (1972-81) and kicker **Jim Turner** (1971-79).

Former defensive back **Bill Thompson** (1969-81) was honored in 1987, and three players joined the elite group in 1986: quarterbacks **Frank Tripucka** (1960-63) and **Charley Johnson** (1972-75), and defensive end **Paul Smith** (1968-78).


In 1985, former owner **Gerald H. Phipps** became the first non-player to have his name placed on the Ring.

The Ring of Fame was established in 1984 with an inaugural class of four members: running back **Floyd Little** (1967-75), defensive end **Rich Jackson** (1967-72), wide receiver **Lionel Taylor** (1960-66) and safety **Austin "Goose" Gonsoulin** (1960-66).

The Ring of Fame is displayed on the Level 5 facade of INVESCO Field at Mile High. The following are biographical sketches of each of the 20 Ring of Fame members, in alphabetical order. *The profiles begin below with Elway's and continue with Atwater's on page 625.*



JOHN ELWAY
6-3 • 215 • STANFORD
YEAR INDUCTED: 1999
YEARS WITH BRONCOS: 1983-98
QUARTERBACK



CAREER—REGULAR SEASON: John Elway, whose No. 7 jersey was retired Sept. 13, 1999, in a ceremony at halftime of the Broncos' season opener vs. Miami, capped his brilliant career in 1998 by winning Most Valuable Player honors in Super Bowl XXXIII, leading the Denver Broncos to their second consecutive World Championship. Following his playing career, Elway was inducted into the Pro Football Hall of Fame on Aug. 8, 2004, in a ceremony held at Fawcett Stadium in Canton, Ohio. He wrapped up his stellar career by posting the highest quarterback rating of his career (93.0) in his final campaign. At the close of the 1998 season, Elway ranked second among active NFL players for number of appearances with one team (234) and retired having played in and started more games (231) in more seasons (16) than any player in Denver Broncos history. Elway, the NFL's all-time winningest starting quarterback (148-82-1; .643), was voted to a franchise-record nine Pro Bowl appearances (1986 season, '87, '89, '91, '93, '94, '96, '97 and '98)—tied for the most ever by a quarterback (Marino, Moon)—and as a starter six times ('87, '89, '93, '96, '97 and '98). He was the NFL's Most Valuable Player in 1987 and AFC Player of the Year in 1993, and was named AFC Offensive Player of the Week 15 times and AFC Offensive Player of the Month twice. Elway was named the Edge NFL Man of the Year for 1992, and was inducted into the Colorado Sports Hall of Fame in 1999, while also being named to the NFL's All-Decade team for the 1990s (first team). He ranks third behind Dan Marino and Brett Favre in most major NFL career passing categories, including passing yards (51,475), attempts (7,250) and total offense (54,882). His 4,123 completions also rank third in NFL annals. He also figures fourth in total touchdowns (behind Marino, Fran Tarkenton and Brett Favre) with 334 (300 passing/33 rushing/1 receiving), fourth in passing touchdowns with 300 and ranks second among NFL quarterbacks in career rushing attempts (774) while figuring fifth in rushing yards (3,407). Elway is the only player in NFL history to pass for more than 3,000 yards and rush for more than 200 yards in the same season for seven consecutive years (1985-91). He generated 4,771 of the 5,806 points (82.2%) scored by the Broncos during his 16-year tenure with the club. Elway ranks No. 1 in NFL history in fourth-quarter, game-winning or game-saving drives with 47 (46-0-1 record), and had 36 career 300-yard passing games in the regular season, third among active quarterbacks at the time of his retirement (Marino, Moon). He also caught three passes in regular season play for 61 yards, including a touchdown of 23 yards from Steve Sewell in 1986. In 1997 Elway broke his franchise record for consecutive passes without an interception, with the streak reaching 189 attempts. For his career, Elway had 19 games in which he completed 70 percent or more of his passes (min. 20 att.) and fashioned a 17-2 record in those games. He started 2,595 drives as a pro and was replaced just 10 times due to injury (.039%).

CAREER—POSTSEASON: Elway played in a franchise-record 22 postseason games (including five Super Bowls), with 21 starts, and produced a 14-7 record (9-2 at home, 3-2 on the road and 2-3 at neutral sites). He is the only quarterback ever to start in five Super Bowls, and has the NFL's all-time best record as a starting quarterback in Conference

Championship Games, at 5-1. The other quarterbacks with four Super Bowl starts are Joe Montana, Terry Bradshaw, Roger Staubach and Jim Kelly. Elway owns or shares 18 Broncos' postseason records, including most passing yards, most touchdown passes and total offense (combined rushing and passing yards). He completed 355 of 651 passes (54.5%) for 4,964 yards, 27 touchdowns and 21 interceptions. He also rushed 94 times for 461 yards (4.9 avg.) and six touchdowns and caught one pass for 23 yards in postseason play. Elway ranks second in NFL postseason history in passing yardage (trailing only Montana-5,772), fourth in pass attempts (Montana-734, Marino-687, Favre-663), fourth in completions (Montana-460, Favre-401, Marino-385) and fifth in passing touchdowns (Montana-45, Favre-34, Marino-32, Bradshaw-30). In Super Bowl play, Elway ranks No. 1 in pass attempts (152), No. 3 in completions (76), No. 2 in passing yards (1,128) and tied for second in rushing TDs (4) with Franco Harris and Thurman Thomas (Emmitt Smith has 5). Six of Elway's NFL-record 47 fourth-quarter, game-winning or game-saving drives came in the postseason.

1998: Elway was selected to his ninth Pro Bowl (tying Dan Marino and Warren Moon for most by a QB)—his sixth as a starter and his third consecutive selection—while being inducted in the Colorado Sports Hall of Fame with the Class of 1999 after a season in which he played in 13 of the 16 games (12 starts) and showed that he still ranked among the NFL's most dangerous signal-callers, completing 210 of 356 passes (59.0) for 2,806 yards and 22 touchdowns with 10 interceptions. He was sacked 18 times (-135) and his longest completion was a 58-yd. toss to Rod Smith in Week 14 vs. Kansas City, 12/6). Elway also rushed 37 times for 94 yards (2.5) with a long of 16 (at Miami, 12/21) and one touchdown (vs. Dal., 9/13/98), and caught a 14-yd. pass from Smith (vs. Oak., 11/22). Elway ranked second in the AFC (5th NFL) in passer rating (93.0), first in average gain per attempt (7.88; 4th NFL), while also figuring third in completion pct. (11th NFL), fourth in TD passes (9th NFL) and sixth (12th NFL) in passing yards. He was named AFC Offensive Player of the Week and Miller Lite NFL Player of the Week for his 400-yard passing performance Dec. 6 vs. Kansas City, marking the 15th time in his career he has earned the AFC honor chosen by the NFL. Elway started all three playoff games and completed 45 of 86 passes (52.3%) for 691 yards and three touchdowns with one interception and a long of 80 yds. (TD), and was awarded the Pete Rozelle Trophy as Most Valuable Player of Super Bowl XXXIII, the only player ever to win such honors in his final game. Elway's performance, which lifted Denver to its second consecutive title, was his best performance in a league-record five Super Bowl starts. Setting a record by being the oldest quarterback to start a Super Bowl (38 years, 7 mos.), Elway completed 18 of 29 passes (.621) for 336 yards—the fourth-highest total in Super Bowl history (third at the time)—and a touchdown with one interception, en route to becoming the first No. 7 in the championship game's history—and the oldest player—to be named MVP. Elway cemented the honor by rushing for a 3-yd. touchdown in the 4th qtr. to give Denver a 31-6 lead, making Elway the oldest player in Super Bowl history to score a touchdown, adding a year onto the record he set with his rushing TD in Super Bowl XXXII. Elway's passing touchdown was perhaps the play of the game, however, as he found Rod Smith deep down the middle of the field in the 2nd qtr. for an 80-yd. scoring play to put Denver on top 17-3. It tied for the second-longest play from scrimmage in Super Bowl history, and was the longest by a Bronco in a Super Bowl.

1997: Elway enjoyed yet another stellar season, quarterbacking the Broncos to the first World Championship in franchise history with a 31-24 win over Green Bay in Super Bowl XXXII. He was voted to his eighth Pro Bowl (fifth as a starter), and was named to the All-AFC team by *Pro Football Weekly* and *Football News*, and was named second-team All-Pro by *College* and *Pro Football Newsweekly*. Elway was also the recipient of the NFL Players Association's Mackey Award as the top quarterback in the AFC. For the year he completed 280 of his 502 pass attempts (55.8%) for 3,635 yards, 27 touchdowns and 11 interceptions. The 27 passing touchdowns set a new franchise record, and his 28 total touchdowns (one rushing) were the second-most of his career (30 in 1996). Elway also had 50 carries for 218 yards rushing (4.4 avg.) on the season, posted a quarterback rating of 87.5 (4th-best in the AFC, 7th in the NFL), and was 10th in the AFC in completion percentage. His third-down passer rating of 87.7 ranked 3rd in the AFC (5th NFL) as did his 27 touchdown passes (4th NFL). Elway helped Denver lead the NFL in total offense (second consecutive season) and in scoring offense for the 1997 season. He was named AFC Offensive Player of the Week for Week 10 (Nov. 2) when he moved into second place all-time in passing yardage and eclipsed 50,000 yards in total offense for his career in a win over Seattle. Elway would later be named AFC Offensive Player of the Month for November (92-149, 61.7%, 1,231 yards, 8 TDs, 0 INT) as the Broncos went 4-1, marking his second such award ever (October 1996). Elway started all four postseason games and engineered the Denver offense on its four-game run to the World Championship, completing 56 of 96 passes (58.3) for 726 yards and three touchdowns, with two interceptions. He was sacked six times (-44) and carried the ball nine times for 25 yards (2.8) with a long of 10 yards and one touchdown.

1996: Elway put together one of the finest seasons of his phenomenal 14-year career, being voted to his seventh Pro Bowl (third as a starter); named second-team All-Pro by AP, *College* & *Pro Football Newsweekly* and *Football Digest* and first-team All-AFC by UPI, *Pro Football Weekly* and *Football News*; voted second in the AP NFL Most Valuable Player balloting; voted AFC Player of the Year by the Touchdown Club of Columbus; AFC Offensive Player of the Year by the Kansas City 101 Club; Mackey Award winner for highest quarterback rating in the AFC and AFC MVP by the NFL Players Association. He started 15 of the 16 regular season games and completed 287 of 466 pass attempts (61.6) for 3,328 yards and 26 touchdowns with 14 interceptions, and also rushed 50 times for 249 yards (5.0) with a long of 22 and four touchdowns. His 26 touchdowns tied a career high and franchise record set in 1995. Elway led the AFC in quarterback rating (89.2; 4th NFL), was second in completion percentage (61.6; 5th NFL), third in touchdown passes (26; 4th NFL) and fifth in passing yardage (3,328; 7th NFL), completions (287; 8th NFL) and attempts (466; 9th NFL). His start at Seattle (9/8) marked the 192nd game he has played in his career, most by any player in Broncos franchise history, surpassing Tom Jackson who played in 191 games from 1973-86. In Denver's AFC Divisional Playoff loss to Jacksonville (1/4/97), Elway started and completed 25 of 38 passes for 226 yards and two touchdowns with a long of 18. He also rushed five times for 30 yards with a long of 19.

1995: Elway started all 16 games, completing 316 of 542 passes (58.3%) for 3,970 yards, a then-career-best 26 touchdowns and 14 interceptions. He threw for more than 300 yards on five occasions, also a career best. It was the 10th time in his 13-year NFL career that he had topped the 3,000-yard mark, joining him with Dan Marino (11) as the only quarterbacks in NFL history to accomplish that feat 10 or more times. He also rushed 40 times for 179 yards (4.5) and one touchdown with a long of 15. He led the AFC (tied for 5th NFL) in passing yards, finished third (8th NFL) in completions and was third (8th NFL) in pass attempts. Meanwhile, his fourth-quarter passer rating of 95.2 ranked third in the AFC and fifth in the NFL.

1994: Elway earned his sixth AFC Pro Bowl berth though he missed two of the final three games (at Los Angeles and vs. New Orleans) due to a strained left knee. He finished the season second in the AFC and fourth in the NFL in passer rating with an 85.7, and third in the AFC in passing yards (3,490), attempts (494) and completions (307), with a 2.0 interception percentage. His 62.1 completion percentage was second in the AFC and sixth overall. Elway went over the 3,000-yard passing mark for the ninth time in his career, second only to Dan Marino's 10, and went over the 40,000-yard career total-offense mark. He rushed for 235 yards (second on the team and his ninth 200-yard season), giving him a season total offense figure of 3,725 in the 14 games he played.

1993: Elway was named AFC Most Valuable Player (NFL Players Association), AFC Offensive Player of the Year (UPI, and the Kansas City 101 Club) and AFC Player of the Year (*Football News*) in 1993. Elway performed at an MVP-pace all year, earning all-AFC (UPI, *Football News*) and second-team All-NFL (AP, *College and Pro Football Newsweekly*, and *Football Digest*), and he was the starting quarterback in the 1994 Pro Bowl (fifth Pro Bowl berth) after a regular season that saw him lead the AFC in all six major quarterback stats categories. Elway's 1993 stats and rankings included a 92.8 rating (first in the AFC, third in the NFL), 551 attempts (first in the entire NFL), 348 completions (first in the entire NFL), a 63.2 completion percentage (first in the AFC and third in the NFL), 25 TD passes (first in the AFC and second in the NFL), 4,030 yards (first in the AFC). Elway's 1.8 interception avoidance percentage was fourth in the AFC but stands as the best in Denver history for any quarterback with more than 75 single-season attempts. In 1993 he set new personal and Denver records for total yards offensively (4,183), completions (348), passing yards (4,030), TD passes (25), and completion percentage (that 63.2 mark tied the figure set by Norris Weese in 1978). The 1993 season was Elway's first 4,000-yard campaign and his eighth 3,000-yard season. He also rushed for 153 yards. Elway was named the AFC Offensive Player of the Week twice and was named by his teammates as Denver's offensive MVP.

1992: Elway completed 174 of 316 passes for 2,242 yards, with 10 touchdowns and 17 interceptions. He gained 94 yards and scored twice on 34 rushing attempts. He missed games 11 through 14 because of a bruised tendon in his right shoulder, suffered while running for a first down against the Giants (11/15). Elway earned two AFC Offensive Player of the Week honors for the year.

1991: Elway completed 242 of 351 passes for 3,253 yards, a total ranked sixth in the AFC and ninth in the NFL, as he was voted to his fourth career Pro Bowl berth. He threw 12 touchdown passes and tied a career low with just 12 interceptions. He had 36 pass completions of 20+ yards, nine of 40+, five of 50+, and four of 60+. Elway was third on the team with 258 yards rushing, and his six TDs led the team and set a new career single season high. He was bothered throughout the second half of the season by a shoulder problem that was corrected by arthroscopic surgery in the 1992 offseason. Elway started both of Denver's playoff contests, completing 30 of 54 passes (55.6%) for 378 yards and one touchdown with two interceptions. He also rushed 10 times for 49 yards (4.9). Elway completed 11 of 21 passes for 121 yards and an interception before leaving the AFC Championship Game in the fourth quarter with a thigh injury.

1990: Elway completed 294 of 502 passes in 1990 (a .586 completion percentage that stood as the highest over the first 10 years of his career) for 3,526 yards, 15 touchdowns, and 14 interceptions. He gained 258 yards on 50 rushing attempts and scored three touchdowns on the ground.

1989: Elway led Denver to its third AFC Championship in four years and earned his third career Pro Bowl invitation. He completed 223 of 416 passes for 3,051 yards, with 18 touchdowns and 18 interceptions, and he rushed for 244 yards on 48 carries, scoring three times. Elway started all three Denver playoff games, including Super Bowl XXIV vs. San Francisco, and completed 42 of 82 passes (51.2%) for 732 yards and four touchdowns with three interceptions, while also rushing for 91 yards on 16 carries (5.7) with a long of 32 and one touchdown.

1988: Elway threw for 3,309 yards and rushed for 234 yards despite being bothered for most of the season by several nagging injuries. He was voted by teammates as Denver's most valuable offensive player for the fourth consecutive year, sharing the award with running back Sammy Winder, following a campaign in which he completed 274 of 496 passes, with 17 touchdowns and 19 interceptions to earn his second consecutive Pro Bowl invitation.

1987: Elway was named the NFL's Most Valuable Player (AP) and the AFC's starting quarterback in the Pro Bowl after turning in a tremendous season in 1987, a year in which he became the first AFC signal-caller since Terry Bradshaw (1978-79) to lead his team to consecutive conference crowns. Elway was named All-NFL (*The Sporting News*, NEA, AP-second team) and All-AFC (UPI, *Pro Football Weekly*, *The Football News*), in addition to being tabbed as the AFC MVP (NFLPA), AFC Player of the Year (*The Football News*), AFC Offensive Player of the Year (UPI, Kansas City 101 Club), and Colorado Pro Athlete of the Year (Colorado Sports Hall of Fame), as well as earning his second Pro Bowl invitation. He was voted the Broncos' offensive MVP for a regular season performance in which he completed 224 of 410 passes for 3,198 yards, an average of 267 yards per game, with 19 TD passes. He led all AFC quarterbacks in rushing for the fourth consecutive season as second on the team with a career-high 304 yards, scoring four times. Elway started all three of Denver's playoff contests, including Super Bowl XXII vs. Washington, and completed 42 of 89 passes (47.2%) for 797 yards and six touchdowns with five interceptions, while also rushing 18 times for 76 yards

(4.2) with a long of 21 and one touchdown. His 56-yard scoring strike to Ricky Nattiel on Denver's first play from scrimmage provided the earliest touchdown in Super Bowl history (elapsed time of 1:57).

1986: Elway led the Broncos to their first AFC Championship in nine seasons in 1986, while earning his first Pro Bowl berth. He was honored with the Seattle Gold Helmet Award (Professional Football Player of the Year) and received the King of the Hill award from the Colorado Sports Hall of Fame, in addition to being named honorable mention All-NFL (AP) and All-AFC (UPI-second team). Along with his 18 TD passes that year, Elway also scored on an 11-yard run and a 23-yard pass reception from Steve Sewell that is the longest TD catch by a full-time starting QB in NFL history. For the year he completed 280 of 504 passes (55.6%) for 3,485 yards and 19 touchdowns with 13 interceptions, while also rushing 52 times for 257 yards (4.9) with a long of 24 and one touchdown. In the postseason, he added 805 more yards on 57 of 107 passing efficiency (53.3%), with three touchdowns and four interceptions, while rushing 15 times for 101 yards (6.7) with a long of 34 and two touchdowns. Elway directed one of the greatest drives in NFL postseason history in pacing Denver to a 23-20 overtime win over Cleveland for the AFC title. He completed 22 of 38 passes for 244 yards and a TD, that coming on a five-yard strike to Mark Jackson that capped a 15-play, 98-yard drive that tied the game at the end of regulation. In overtime Elway drove the team 60 yards in nine plays to the winning field goal.

1985: Elway took some spectacular steps forward in 1985 as he re-wrote the Denver record book. Elway set Broncos single season records for attempts (605, which led the NFL and fell just four passes short of the NFL record of 609 held by Dan Fouts), completions (327, second in the NFL), passing yards (3,891, second in the NFL), total rushing and passing plays (656, first in the NFL), and total offense (4,414, also first in the league).

1984: Elway led the Broncos to a 12-2 record in his 14 regular season starts in 1984. He completed 214 of 380 passes for 2,598 yards, with 18 TDs and 15 interceptions. Not only was his passing a factor in his leadership of the offense, but he finished third on the team in rushing with 237 yards.

1983: Elway started 10 games in 1983, including the first five before being replaced by Steve DeBerg, and five more after DeBerg was injured. While Elway did not have impressive stats as a rookie, finishing 17th among AFC passers, he carried a tremendous emotional burden, having come to the NFL as the most publicized college prospect since Joe Namath in 1965. Elway was the first player chosen in the 1983 draft and joined the Broncos by trade with Baltimore on May 2. The Broncos, in return, gave the Colts quarterback Mark Herrmann, the rights to OL Chris Hinton and a first-round pick in the 1984 Draft (G Ron Solt). He was also chosen by the Oakland Invaders in the 1983 USFL territorial draft.

COLLEGE: Elway concluded his college career with five major NCAA Division I-A records and nine major Pac-10 marks. He completed 62.1 percent of his career passes (774 of 1,243, both NCAA highs) for 9,349 yards and 77 touchdowns, while setting an NCAA record for the lowest percentage of passes intercepted in a career (3.13 percent). As a senior, Elway was a consensus All-American and finished second in Heisman Trophy balloting while setting virtually every Pac-10 and Stanford career record for total offense and passing. A two-sport star, he played baseball for the New York Yankees' Oneonta (N.Y.) single-A farm club in 1982, hitting for a .318 average and knocking in a team-high 25 RBI in 42 games. Elway, who batted left-handed and threw right-handed, was the Yankees' first selection in the 1981 summer draft (June 8). He hit .349 with nine homers and 50 RBI in 49 games in his final college baseball season as a sophomore. Elway has a degree in economics from Stanford.

PERSONAL: Elway officially announced his retirement from the Denver Broncos on May 2, 1999 in a press conference at the Inverness Hotel and Golf Club in suburban Denver. He is now President and Chief Executive Officer of the Colorado Crush of the Arena Football League, a franchise that he co-owns with Pat Bowlen and Stan Kroenke. On June 12, 2005, the Crush defeated the Georgia Force 51-48 to capture ArenaBowl XIX. The team was formed in June 2002 and began play in 2003. In addition to the considerable time he has spent on the football field and with his various business endeavors, John has poured a great deal of energy into The Elway Foundation—an organization that contributes funds and resources to the prevention and treatment of child abuse. He owned and operated seven automobile franchises in the Denver area until selling them in late 1997 and now is associated with 17 John Elway AutoNation dealerships in the Denver area. A native of Port Angeles, Wash., Elway was the most highly recruited prep athlete in the nation in 1979 and was listed on *Parade*, *Scholastic Coach*, *Football News* and National Coaches Association All-America teams. He had an unparalleled football and baseball career at Granada Hills High School. John was 129 of 200 for 1,837 yards and 19 TDs as a senior, while leading the baseball team to the Los Angeles City championship with a .491 batting average and a 4-2 pitching record. He completed 60 percent of his high school passes for 5,711 yards and 49 touchdowns. The football field at Granada Hills High School was re-named in John's honor in a ceremony June 5, 1998. The Kansas City Royals selected him in the 18th round of the 1979 summer draft (June 5), although he already had signed a national letter of intent with Stanford. John's late father, Jack, coached his son in the East-West Shrine contest in which John earned Offensive MVP laurels. Jack, who passed away in 2001, retired from the Broncos in 2000 after seven years with the club, the last five as the Director of Pro Scouting. John has four children: daughters Jessica Gwen (20), Jordan Marie (19) and Juliana (15), and a son, Jack (16).

ELWAY'S REGULAR SEASON RECORD

| PASSING | | | | | | | | | | | | | |
|--------------|--------|-----|-----|-------|-------|------|--------|-----|-----|------|-----|-----|------|
| Year | Club | G | S | Att. | Comp. | Pct. | Yds. | TD | % | Int. | % | LG | Sack |
| 1983 | Denver | 11 | 10 | 259 | 123 | 47.5 | 1,663 | 7 | 2.7 | 14 | 5.4 | 49t | 28 |
| 1984 | Denver | 15 | 14 | 380 | 214 | 56.3 | 2,598 | 18 | 4.7 | 15 | 3.9 | 73 | 24 |
| 1985 | Denver | 16 | 16 | 605 | 327 | 54.0 | 3,891 | 22 | 3.6 | 23 | 3.8 | 65t | 38 |
| 1986 | Denver | 16 | 16 | 504 | 280 | 55.6 | 3,485 | 19 | 3.8 | 13 | 2.6 | 53 | 32 |
| 1987 | Denver | 12 | 12 | 410 | 224 | 54.6 | 3,198 | 19 | 4.6 | 12 | 2.9 | 72t | 20 |
| 1988 | Denver | 15 | 15 | 496 | 274 | 55.2 | 3,309 | 17 | 3.4 | 19 | 3.8 | 86 | 30 |
| 1989 | Denver | 15 | 15 | 416 | 223 | 53.6 | 3,051 | 18 | 4.3 | 18 | 4.3 | 69 | 35 |
| 1990 | Denver | 16 | 16 | 502 | 294 | 58.6 | 3,526 | 15 | 3.0 | 14 | 2.9 | 66 | 43 |
| 1991 | Denver | 16 | 16 | 451 | 242 | 53.7 | 3,253 | 13 | 2.9 | 12 | 2.7 | 71 | 45 |
| 1992 | Denver | 12 | 12 | 316 | 174 | 55.1 | 2,242 | 10 | 3.2 | 17 | 5.4 | 80t | 36 |
| 1993 | Denver | 16 | 16 | 551 | 348 | 63.2 | 4,030 | 25 | 4.5 | 10 | 1.8 | 63 | 39 |
| 1994 | Denver | 14 | 14 | 494 | 307 | 62.1 | 3,490 | 16 | 3.2 | 10 | 2.0 | 63 | 46 |
| 1995 | Denver | 16 | 16 | 542 | 316 | 58.3 | 3,970 | 26 | 4.8 | 14 | 2.6 | 62t | 22 |
| 1996 | Denver | 15 | 15 | 466 | 287 | 61.6 | 3,328 | 26 | 5.6 | 14 | 3.0 | 51 | 26 |
| 1997 | Denver | 16 | 16 | 502 | 280 | 55.8 | 3,635 | 27 | 5.4 | 11 | 2.2 | 78 | 34 |
| 1998 | Denver | 13 | 12 | 356 | 210 | 59.0 | 2,806 | 22 | 6.2 | 10 | 2.8 | 58 | 18 |
| CAREER TOTAL | | 234 | 231 | 7,250 | 4,123 | 56.9 | 51,475 | 300 | 4.1 | 226 | 3.1 | 86 | 516 |

| RUSHING | | | | | | SCORING | | | | | |
|--------------|--------|------|-------|------|-----|---------|-----|-----|------|------|------|
| Year | Club | Att. | Yds. | Avg. | LG | TD | TDr | TDp | TDrt | 2pt. | Pts. |
| 1983 | Denver | 28 | 146 | 5.2 | 23 | 1 | 1 | 0 | 0 | — | 6 |
| 1984 | Denver | 56 | 237 | 4.2 | 21 | 1 | 1 | 0 | 0 | — | 6 |
| 1985 | Denver | 51 | 253 | 5.1 | 22 | 0 | 0 | 0 | 0 | — | 0 |
| 1986 | Denver | 52 | 257 | 4.9 | 24 | 1 | 2 | 1 | 1 | — | 12 |
| 1987 | Denver | 66 | 304 | 4.6 | 29 | 4 | 4 | 4 | 0 | — | 24 |
| 1988 | Denver | 54 | 234 | 4.3 | 26 | 1 | 1 | 1 | 0 | — | 6 |
| 1989 | Denver | 48 | 244 | 5.1 | 31 | 3 | 3 | 3 | 0 | — | 18 |
| 1990 | Denver | 50 | 258 | 5.2 | 21 | 3 | 3 | 3 | 0 | — | 18 |
| 1991 | Denver | 55 | 255 | 4.6 | 17t | 6 | 6 | 6 | 0 | — | 36 |
| 1992 | Denver | 34 | 94 | 2.8 | 9 | 2 | 2 | 2 | 0 | — | 12 |
| 1993 | Denver | 44 | 153 | 3.5 | 18 | 0 | 0 | 0 | 0 | — | 0 |
| 1994 | Denver | 58 | 235 | 4.1 | 22 | 4 | 4 | 4 | 0 | — | 24 |
| 1995 | Denver | 41 | 176 | 4.3 | 25 | 1 | 1 | 1 | 0 | — | 8 |
| 1996 | Denver | 50 | 249 | 5.0 | 22 | 4 | 4 | 4 | 0 | — | 24 |
| 1997 | Denver | 50 | 218 | 4.4 | 23 | 1 | 1 | 1 | 0 | — | 6 |
| 1998 | Denver | 37 | 94 | 2.5 | 16 | 1 | 1 | 1 | 0 | — | 6 |
| CAREER TOTAL | | 774 | 3,407 | 4.4 | 31 | 33 | 34 | 33 | 1 | 0 | 206 |

ELWAY'S POSTSEASON RECORD

| PASSING | | | | | | | | | | | | | |
|--------------|--------|----|----|------|-------|------|-------|----|-----|------|-----|-----|------|
| Year | Club | G | S | Att. | Comp. | Pct. | Yds. | TD | % | Int. | % | LG | Sack |
| 1983 | Denver | 1 | 0 | 15 | 10 | 66.7 | 123 | 0 | 0.0 | 1 | 6.7 | 31 | 0 |
| 1984 | Denver | 1 | 1 | 37 | 19 | 51.3 | 184 | 2 | 5.4 | 2 | 5.4 | 21 | 4 |
| 1986 | Denver | 3 | 3 | 107 | 57 | 53.3 | 805 | 3 | 2.8 | 4 | 3.7 | 54 | 6 |
| 1987 | Denver | 3 | 3 | 89 | 42 | 47.2 | 797 | 6 | 6.7 | 5 | 5.6 | 80t | 8 |
| 1989 | Denver | 3 | 3 | 82 | 42 | 51.2 | 732 | 4 | 4.9 | 3 | 3.7 | 70t | 6 |
| 1991 | Denver | 2 | 2 | 54 | 30 | 55.6 | 378 | 1 | 1.9 | 2 | 3.7 | 44 | 3 |
| 1993 | Denver | 1 | 1 | 47 | 29 | 61.7 | 302 | 3 | 6.4 | 1 | 2.1 | 25 | 1 |
| 1996 | Denver | 1 | 1 | 38 | 25 | 65.8 | 226 | 2 | 5.3 | 0 | 0.0 | 18t | 1 |
| 1997 | Denver | 4 | 4 | 96 | 56 | 58.3 | 726 | 3 | 3.1 | 2 | 2.1 | 43t | 6 |
| 1998 | Denver | 3 | 3 | 86 | 45 | 52.3 | 691 | 3 | 3.5 | 1 | 1.2 | 80t | 4 |
| CAREER TOTAL | | 22 | 21 | 651 | 355 | 54.5 | 4,964 | 27 | 4.1 | 21 | 3.2 | 80t | 39 |

| RUSHING | | | | | | SCORING | | | | | |
|--------------|--------|------|------|------|----|---------|-----|-----|------|------|------|
| Year | Club | Att. | Yds. | Avg. | LG | TD | TDr | TDp | TDrt | 2pt. | Pts. |
| 1983 | Denver | 3 | 16 | 5.3 | 11 | 0 | 0 | 0 | 0 | — | 0 |
| 1984 | Denver | 4 | 16 | 4.0 | 13 | 0 | 0 | 0 | 0 | — | 0 |
| 1986 | Denver | 15 | 101 | 6.7 | 34 | 2 | 2 | 2 | 0 | — | 12 |
| 1987 | Denver | 18 | 76 | 4.2 | 21 | 1 | 1 | 1 | 0 | — | 6 |
| 1989 | Denver | 16 | 91 | 5.7 | 32 | 1 | 1 | 1 | 0 | — | 6 |
| 1991 | Denver | 10 | 49 | 4.9 | 15 | 0 | 0 | 0 | 0 | — | 0 |
| 1993 | Denver | 5 | 23 | 4.6 | 6 | 0 | 0 | 0 | 0 | — | 0 |
| 1996 | Denver | 5 | 30 | 6.0 | 19 | 0 | 0 | 0 | 0 | — | 0 |
| 1997 | Denver | 9 | 25 | 2.8 | 10 | 1 | 1 | 1 | 0 | — | 6 |
| 1998 | Denver | 9 | 34 | 3.8 | 11 | 1 | 1 | 1 | 0 | — | 6 |
| CAREER TOTAL | | 94 | 461 | 4.9 | 34 | 6 | 6 | 6 | 0 | 0 | 36 |

ADDITIONAL STATISTICS: Fumbled six times and recovered three fumbles for minus one yard in 1983; fumbled 14 times and recovered seven fumbles, 1984; fumbled seven times and recovered three fumbles, 1985; fumbled seven times and recovered one fumble for minus four yards, caught one pass for 23 yards and a touchdown, 1986; fumbled twice, punted once for 31 yards, 1987; fumbled seven times, recovered five fumbles, punted three times for 117 yards, 1988; fumbled nine times, recovered two fumbles, and punted once for 34 yards; fumbled eight times, recovered one fumble, punted once for 37 yards, 1990; fumbled 11 times, recovered two fumbles, and caught a 24-yard pass, 1991; fumbled 12 times, recovered one fumble, 1992; fumbled 13 times, recovered nine fumbles for minus three yards, 1993; fumbled 11 times, recovered two for minus five yards, 1994; fumbled nine times, recovered one fumble, 1995; fumbled six times, recovered two fumbles, 1996; fumbled nine times, 1997; fumbled seven times, recovered two fumbles and caught one pass for 14 yards (from Rod Smith), 1998. Receiving Totals: 3-61 (20.3), with a long of 24.

ELWAY'S SINGLE-GAME HIGHS

(Postseason in Parentheses)
Most Pass Attempts — 59 at Green Bay, 10/10/93 (47 at L.A. Raiders, 1/9/94). **Most Pass Completions** — 36 vs. San Diego, 9/4/94 (29 at L.A. Raiders, 1/9/94). **Most Yards Passing** — 432 at Seattle, 12/20/85 (385 vs. Cleveland, 1/14/90). **Highest Comp. Pct.** — .916 (11 of 12) at L.A. Raiders (.667 vs. Jacksonville [16 of 24], 12/27/97 and at Seattle [10 of 15], 12/24/83). **Most TD Passes** — 5 vs. Minnesota, 11/18/84 (3 at L.A. Raiders, 1/9/94, vs. Cleveland, 1/14/90 and vs. Cleveland, 1/17/88). **Most INTs** — 5 vs. Kansas City 12/14/85 (3 vs. Washington, 1/31/88). **Longest Pass Completion** — 80t to Marshall vs. N.Y. Jets, 11/8/92 (80t to R. Smith vs. Atlanta, 1/31/99 and to M. Jackson vs. Cleveland, 1/17/88). **Most Rushing Attempts** — 11, vs. Kansas City, 12/18/87 (11 vs. Cleveland, 1/17/88). **Most Rushing Yards** — 70 at Oakland, 11/4/96 (56 at Cleveland, 1/11/86). **Most Rushing TDs** — 2 vs. Detroit, 11/1/87 and Cincinnati, 9/1/91 (1, six times). **Longest run** — 31 at Buffalo, 9/18/89 (34 at Cleveland, 1/11/87). **Most Combined Rushing and Passing Yards** — 432 (0 rush, 432 pass) at Seattle, 12/20/85 (424 [39 rush, 385 pass] vs. Cleveland, 1/14/90).

JOHN ELWAY'S 300-YARD PASSING GAMES (40; INCLUDES 4 POSTSEASON)

| (Denver victories asterisked) | | | | | | | | | | | | | |
|-------------------------------|------|-------|------|------|----|-----|--------|------|------|------|----|----|-------------------|
| Opponent (Date) | Att. | Comp. | Yds. | Pct. | TD | INT | S/Yds. | Att. | Yds. | Avg. | LG | TD | Notes |
| vs Baltimore* (12/11/83) | 44 | 23 | 345 | .523 | 3 | 0 | 5/38 | 2 | 23 | 7.7 | 14 | 0 | |
| vs New England* (11/4/84) | 40 | 26 | 315 | .650 | 3 | 1 | 3/24 | 4 | 3 | 0.8 | 4 | 0 | |
| vs New Orleans* (9/15/85) | 43 | 28 | 353 | .651 | 4 | 1 | 3/26 | 3 | 2 | 0.7 | 4 | 0 | |
| vs Kansas City* (12/14/85) | 37 | 22 | 301 | .595 | 1 | 5 | 0/0 | 6 | 4 | 0.7 | 3 | 0 | |
| at Seattle* (12/20/85) | 42 | 24 | 432 | .571 | 1 | 0 | 5/47 | 0 | 0 | 0.0 | 0 | 0 | |
| vs Seattle* (10/26/86) | 32 | 18 | 321 | .563 | 1 | 1 | 0/0 | 7 | -6 | -0.9 | 7 | 0 | |
| at NY Giants (11/26/86) | 47 | 29 | 336 | .617 | 0 | 2 | 2/11 | 8 | 51 | 6.4 | 13 | 0 | |
| vs NY Giants (1/25/87) | 37 | 22 | 304 | .595 | 1 | 1 | 3/26 | 6 | 27 | 4.5 | 10 | 1 | Super Bowl XXI |
| vs Seattle* (9/13/87) | 32 | 22 | 338 | .688 | 4 | 1 | 0/0 | 4 | 16 | 4.0 | 7 | 0 | |
| vs Chicago* (11/16/87) | 40 | 21 | 341 | .525 | 3 | 2 | 0/0 | 5 | 35 | 7.0 | 19 | 0 | |
| at San Diego* (11/29/87) | 32 | 21 | 347 | .656 | 3 | 1 | 0/0 | 6 | 40 | 6.7 | 29 | 0 | |
| at Seattle (12/13/87) | 42 | 21 | 335 | .500 | 1 | 2 | 4/20 | 3 | 12 | 4.0 | 5 | 0 | |
| at LA Raiders (12/4/88) | 49 | 29 | 324 | .592 | 2 | 3 | 3/27 | 2 | 13 | 6.5 | 7 | 0 | |
| at Seattle* (10/22/89) | 35 | 18 | 344 | .514 | 2 | 0 | 4/28 | 3 | 3 | 1.0 | 3 | 0 | |
| vs. Cleveland* (1/14/90) | 36 | 20 | 385 | .556 | 3 | 0 | 1/8 | 5 | 39 | 7.8 | 25 | 0 | AFC Championship |
| at Indianapolis* (10/21/90) | 30 | 21 | 317 | .700 | 2 | 0 | 3/24 | 3 | 3 | 1.0 | 5 | 0 | |
| at Kansas City (12/9/90) | 36 | 24 | 328 | .667 | 2 | 1 | 5/28 | 1 | 12 | 12.0 | 12 | 0 | |
| at Houston (10/6/91) | 42 | 24 | 301 | .571 | 2 | 1 | 5/54 | 1 | 10 | 10.0 | 10 | 0 | |
| vs. Kansas City* (10/4/92) | 38 | 23 | 311 | .605 | 2 | 0 | 5/32 | 4 | 8 | 2.0 | 6 | 0 | |
| at Kansas City (9/20/93) | 45 | 28 | 300 | .622 | 1 | 1 | 0/0 | 1 | 0 | 0.0 | 0 | 0 | |
| at Green Bay (10/10/93) | 59 | 33 | 367 | .559 | 1 | 1 | 4/34 | 5 | 27 | 5.4 | 11 | 0 | |
| at LA Raiders (1/2/94) | 36 | 25 | 361 | .694 | 3 | 0 | 0/0 | 2 | 21 | 10.5 | 18 | 0 | |
| at LA Raiders (1/9/94) | 47 | 29 | 302 | .617 | 3 | 1 | 1/5 | 5 | 23 | 4.6 | 6 | 0 | AFC Wild Card |
| vs. San Diego (9/4/94) | 46 | 36 | 371 | .783 | 3 | 2 | 4/30 | 1 | 1 | 1.0 | 1 | 0 | |
| at N.Y. Jets (9/11/94) | 42 | 29 | 319 | .690 | 1 | 1 | 1/3 | 1 | 2 | 2.0 | 2 | 0 | |
| vs. Cleveland* (10/30/94) | 41 | 30 | 349 | .732 | 2 | 0 | 1/6 | 2 | 14 | 7.0 | 12 | 0 | |
| vs. Atlanta* (11/20/94) | 42 | 27 | 382 | .643 | 2 | 1 | 5/46 | 6 | 17 | 2.8 | 11 | 1 | |
| vs. Buffalo* (9/3/95) | 41 | 22 | 317 | .537 | 0 | 1 | 2/18 | 4 | 29 | 7.3 | 15 | 0 | |
| vs. Washington* (9/17/95) | 47 | 30 | 327 | .638 | 2 | 0 | 1/9 | 6 | 22 | 3.7 | 11 | 0 | |
| vs. Oakland* (10/16/95) | 46 | 23 | 324 | .500 | 2 | 0 | 2/20 | 3 | 29 | 9.7 | 14 | 0 | |
| at Houston (11/26/95) | 41 | 27 | 332 | .659 | 2 | 2 | 0/0 | 0 | 0 | 0.0 | 0 | 0 | |
| at Oakland* (12/24/95) | 41 | 24 | 320 | .585 | 2 | 1 | 2/13 | 4 | 10 | 2.5 | 4 | 0 | |
| at Cincinnati* (9/29/96) | 37 | 23 | 335 | .626 | 2 | 1 | 5/47 | 2 | -1 | -0.5 | -1 | 0 | |
| vs. San Diego* (10/6/96) | 41 | 32 | 323 | .780 | 4 | 1 | 1/11 | 8 | 37 | 4.6 | 14 | 0 | |
| vs. Baltimore* (10/20/96) | 39 | 25 | 326 | .641 | 3 | 1 | 0/0 | 2 | 1 | 5.5 | 9t | 1 | |
| at Minnesota* (11/24/96) | 36 | 27 | 334 | .750 | 2 | 1 | 3/25 | 2 | 8 | 4.0 | 8 | 0 | |
| at Oakland (10/19/97) | 46 | 26 | 309 | .565 | 1 | 0 | 3/15 | 5 | 48 | 9.6 | 16 | 0 | |
| vs. Kansas City* (12/6/98) | 32 | 22 | 400 | .688 | 2 | 1 | 2/17 | 4 | 5 | 1.3 | 8 | 0 | |
| vs. Seattle* (12/27/98) | 36 | 26 | 338 | .722 | 4 | 0 | 2/22 | 4 | 8 | 2.0 | 11 | 0 | |
| vs. Atlanta* (1/31/99) | 29 | 18 | 336 | .621 | 1 | 1 | 0/0 | 3 | 2 | 0.7 | 3t | 1 | Super Bowl XXXIII |

JOHN ELWAY POSTSEASON GAME-BY-GAME

(Denver victories asterisked)

| Opponent (Date) | S/P | Att. | Comp. | Yds. | Pct. | TD | INT | S/Yds. | Att. | Yds. | Avg. | LG | TD | Notes |
|------------------------------|-----|--------------|------------|------------|--------------|-------------|-----------|-----------|---------------|-----------|------------|------------|-----------|-------------------|
| at Seattle (12/24/83) | P | 15 | 10 | 123 | .667 | 0 | 1 | 0/0 | 3 | 16 | 5.3 | 11 | 0 | AFC Wild Card |
| vs Pittsburgh (12/30/84) | S | 37 | 19 | 184 | .513 | 2 | 2 | 4/37 | 4 | 16 | 4.0 | 13 | 0 | AFC Div. Playoff |
| vs New Eng.* (1/4/87) | S | 32 | 13 | 257 | .406 | 1 | 2 | 1/4 | 5 | 18 | 3.6 | 22 | 1 | AFC Div. Playoff |
| at Cleveland* (1/11/87) | S | 38 | 22 | 244 | .579 | 1 | 1 | 2/19 | 4 | 56 | 14.0 | 34 | 0 | AFC Championship |
| vs NY Giants (1/25/87) | S | 37 | 22 | 304 | .595 | 1 | 1 | 3/26 | 6 | 27 | 4.5 | 10 | 1 | Super Bowl XXI |
| vs Houston* (1/10/88) | S | 25 | 14 | 259 | .560 | 2 | 1 | 1/4 | 4 | 8 | 2.0 | 4 | 1 | AFC Div. Playoff |
| vs Cleveland* (1/17/88) | S | 26 | 14 | 281 | .538 | 3 | 1 | 2/25 | 11 | 36 | 3.3 | 11 | 0 | AFC Championship |
| vs Washington (1/31/88) | S | 38 | 14 | 257 | .368 | 1 | 3 | 5/50 | 3 | 32 | 10.7 | 21 | 0 | Super Bowl XXII |
| vs. Pittsburgh* (1/7/90) | S | 20 | 12 | 239 | .600 | 1 | 1 | 1/13 | 7 | 44 | 6.3 | 32 | 0 | AFC Div. Playoff |
| vs. Cleveland* (1/14/90) | S | 36 | 20 | 385 | .556 | 3 | 0 | 1/8 | 5 | 39 | 7.8 | 25 | 0 | AFC Championship |
| vs. San Fran. (1/28/90) | S | 26 | 10 | 108 | .385 | 0 | 2 | 4/30 | 4 | 8 | 2.0 | 3 | 1 | Super Bowl XXIV |
| vs. Houston* (1/4/92) | S | 33 | 19 | 257 | .576 | 1 | 1 | 0/0 | 6 | 39 | 6.5 | 15 | 0 | AFC Div. Playoff |
| at Buffalo (1/12/92) | S | 21 | 11 | 121 | .524 | 0 | 1 | 3/24 | 4 | 10 | 2.5 | 7 | 0 | AFC Championship |
| at LA Raiders (1/9/94) | S | 47 | 29 | 302 | .617 | 3 | 1 | 1/5 | 5 | 23 | 4.6 | 6 | 0 | AFC Wild Card |
| vs. Jacksonville (1/4/97) | S | 38 | 25 | 226 | .588 | 2 | 0 | 1/1 | 5 | 30 | 6.0 | 19 | 0 | AFC Div. Playoff |
| vs. Jacksonville* (12/27/97) | S | 24 | 16 | 223 | .667 | 1 | 0 | 3/22 | 1 | 0 | 0.0 | 0 | 0 | AFC Wild Card |
| at Kansas City* (1/4/98) | S | 19 | 10 | 170 | .526 | 0 | 0 | 1/7 | 1 | -1 | -1.0 | -1 | 0 | AFC Div. Playoff |
| at Pittsburgh* (1/11/98) | S | 31 | 18 | 210 | .581 | 2 | 1 | 2/15 | 2 | 9 | 4.5 | 10 | 0 | AFC Championship |
| vs. Green Bay* (1/25/98) | S | 22 | 12 | 123 | .545 | 0 | 1 | 0/0 | 5 | 17 | 3.4 | 10 | 1 | Super Bowl XXXII |
| vs. Miami* (1/9/99) | S | 23 | 14 | 182 | .609 | 1 | 0 | 1/8 | 3 | 19 | 6.3 | 11 | 0 | AFC Div. Playoff |
| vs. New York Jets* (1/17/99) | S | 34 | 13 | 173 | .382 | 1 | 0 | 3/20 | 3 | 13 | 4.3 | 9 | 0 | AFC Championship |
| vs. Atlanta* (1/31/99) | S | 29 | 18 | 336 | .621 | 1 | 1 | 0/0 | 3 | 2 | 0.7 | 3t | 1 | Super Bowl XXXIII |
| PLAYOFF TOTALS | | 22/21 | 651 | 355 | 4,964 | .545 | 27 | 21 | 39/318 | 94 | 461 | 4.9 | 34 | 6 |

JOHN ELWAY'S TOUCHDOWN TARGETS

REGULAR SEASON (300 TDs, 41 DIFFERENT PLAYERS)

| | |
|---|--|
| 42 — Shannon Sharpe | 4 — Vance Johnson |
| 35 — Vance Johnson | 3 — Rod Smith |
| 23 — Ed McCaffrey | 2 — Howard Griffith, Mark Jackson, Clarence Kay, Ed McCaffrey, Ricky Nattiel, Shannon Sharpe, Sammy Winder |
| 21 — Mark Jackson, Anthony Miller | 1 — Reggie Johnson, Orson Mobley, Derek Russell, Steve Watson, Jim Wright, Michael Young |
| 19 — Rod Smith | |
| 16 — Steve Watson | |
| 10 — Steve Sewell | |
| 9 — Butch Johnson | |
| 8 — Clarence Kay, Clint Sampson, Michael Young | |
| 7 — Gene Lang, Sammy Winder | |
| 6 — Glyn Milburn, Ricky Nattiel | |
| 5 — Derek Russell, Gerald Willhite | |
| 4 — Terrell Davis, Orson Mobley, Mike Pritchard | |
| 3 — Jerry Evans, Willie Green, Reggie Johnson, Arthur Marshall | |
| 2 — Melvin Bratton, Aaron Craver, Rick Massie, Jim Wright | |
| 1 — Ray Alexander, Jeff Campbell, Dwayne Carswell, Howard Griffith, Bobby Humphrey, Jesse Myles, Rick Parros, Reggie Rivers, Mike Sherrard, Detron Smith, Dave Studdard, Cedric Tillman | |

POSTSEASON (27 TDs, 15 DIFFERENT PLAYERS)

| |
|--|
| 4 — Vance Johnson |
| 3 — Rod Smith |
| 2 — Howard Griffith, Mark Jackson, Clarence Kay, Ed McCaffrey, Ricky Nattiel, Shannon Sharpe, Sammy Winder |
| 1 — Reggie Johnson, Orson Mobley, Derek Russell, Steve Watson, Jim Wright, Michael Young |

JOHN ELWAY'S CAREER DRIVE ENGINEERING

| Season | Drives Started | | | Drives Ended by | | | Points Yielded | | | Points/Drive | | | Quarterback Drive Efficiency* | | |
|--------------------|----------------|------------|------------|-----------------|------------|-----------|----------------|----------|------------|--------------|--------------|-------------|-------------------------------|--------------|-----|
| | TD | FG | FGA | PNT | DWN | TRN | SAF | CLK | RPL | Yds | Att | Comp | Yds | Att | Pct |
| 1983..... | 108 | 11 | 8 | 1 | 52 | 4 | 23 | 0 | 7 | 2 | 101 | 0.94 | 17.6% | 20.2% | |
| 1984..... | 162 # | 29 | 16 | 5 | 70 | 1 | 26 | 0 | 15 | 1 | 248 | 1.53 | 27.8% | 34.2% | |
| 1985..... | 215 | 42 | 23 | 15 | 92 | 4 | 29 | 0 | 9 | 1 | 360 | 1.67 | 30.2% | 39.0% | |
| 1986..... | 187 | 38 | 20 | 8 | 81 | 2 | 23 | 2 | 13 | 0 | 325 | 1.74 | 31.0% | 37.9% | |
| 1987..... | 139 | 34 | 17 | 7 | 47 | 4 | 21 | 0 | 9 | 0 | 289 | 2.08 | 36.7% | 44.6% | |
| 1988..... | 171 | 30 | 20 | 12 | 63 | 5 | 29 | 1 | 11 | 0 | 270 | 1.58 | 29.2% | 38.8% | |
| 1989..... | 163 | 32 | 24 | 5 | 66 | 4 | 25 | 0 | 7 | 0 | 296 | 1.81 | 34.3% | 39.1% | |
| 1990..... | 169 | 34 | 22 | 9 | 59 | 4 | 29 | 0 | 11 | 1 | 302 | 1.79 | 33.1% | 41.4% | |
| 1991..... | 176 | 29 | 26 | 9 | 73 | 6 | 21 | 0 | 11 | 1 | 280 | 1.59 | 31.3% | 39.0% | |
| 1992..... | 132 | 18 | 15 | 4 | 59 | 2 | 26 | 0 | 8 | 0 | 171 | 1.30 | 25.0% | 29.8% | |
| 1993..... | 185 | 41 | 26 | 9 | 66 | 7 | 21 | 1 | 14 | 0 | 364 | 1.97 | 36.2% | 44.4% | |
| 1994..... | 160 | 31 | 25 | 7 | 57 | 8 | 22 | 0 | 10 | 0 | 290 | 1.81 | 35.0% | 39.2% | |
| 1995..... | 167 | 40 | 29 | 7 | 50 | 5 | 28 | 0 | 8 | 0 | 368 | 2.20 | 41.3% | 45.4% | |
| 1996..... | 158 | 45 | 18 | 6 | 53 | 2 | 22 | 0 | 10 | 2 | 372 | 2.35 | 39.9% | 45.0% | |
| 1997..... | 180 | 44 | 28 | 11 | 59 | 6 | 20 | 0 | 12 | 0 | 395 | 2.19 | 40.0% | 49.4% | |
| 1998..... | 136 | 40 | 15 | 4 | 45 | 3 | 15 | 0 | 12 | 2 | 323 | 2.38 | 40.4% | 48.4% | |
| TOTALS..... | 2,608 | 538 | 332 | 119 | 992 | 67 | 380 | 4 | 167 | 10 | 4,754 | 1.82 | 33.4% | 40.7% | |

(*—the second number is the percentage the quarterback has put his team in position to score, allowing for missed field goal and subtracting those drives ended by the clock and replaced due to injury. #—drives for 1984 add to one more than drives started because Elway replaced Kubiak on one drive.)

DRIVE-ENGINEERING NOTES:

- For his career, he directed Denver to scores in better than 3 in 10 drives; when you adjust the figure as stated above, the figures work to just over 40 in 100.
- In 2,608 career drives started, he was replaced only 10 times due to injury (based on if a replacement QB earned at least one first down on the drive; that's 0.383 percent, or 3.83 in 1,000).
- As far as drive efficiency is concerned, Elway had his best seasons in 1995 and '98.

JOHN ELWAY'S FOURTH-QUARTER HEROICS

In his career (1983-98) John Elway engineered 47 fourth-quarter or overtime, game-saving or game-winning drives for the Broncos, and the team had a record of 46-0-1 in those contests. Those games include:

- 40 fourth-quarter or overtime, game-winning drives (marked below with an asterisk). The Broncos scored the winning points 23 times with fewer than three minutes remaining, 21 times under two minutes and 13 times with less than a minute left.
- seven fourth-quarter, game-tying drives. Denver went on to win six of those contests in regulation or overtime, and one game ended in a tie. The Broncos won in regulation vs. New England (11/4/84) and at Seattle (12/20/85). In overtime, Elway directed the game-winning drive in the AFC Championship Game at Cleveland (1/11/87), while the defense and special teams set up OT wins vs. San Diego (11/17/85), at San Francisco (10/9/88) and at Seattle (10/22/89). The game at Green Bay (9/20/87) ended in a tie.

JOHN ELWAY'S FOURTH-QUARTER HEROICS — GAME-BY-GAME

- ***Dec. 11, 1983 vs. Baltimore** — Throws three fourth-quarter TD passes, the last a 26-yarder to Gerald Willhite with 0:44 left in 21-19 win.
- Nov. 4, 1984 vs. New England** — Directs 8-play, 78-yard drive for seven-yard TD pass to Butch Johnson with 4:03 left to tie score at 19-19; Dennis Smith returns a fumble 64 yards for TD with 1:45 left in a 26-19 win.
- ***Nov. 11, 1984 at San Diego** — Directs 10-play, 77-yard drive for Sammy Winder one-yard TD run with 0:38 left in 16-13 win.
- ***Dec. 9, 1984 vs. San Diego** — Directs 12-play, 40-yard drive for Rich Karlis field goal with 2:08 left in 16-13 win.
- ***Sept. 22, 1985 at Atlanta** — Directs three scoring drives (two TDs, one FG) in fourth quarter, erasing 28-27 deficit, in 44-28 win.
- ***Nov. 11, 1985 vs. San Francisco** — Directs 9-play, 63-yard drive for Rich Karlis 24-yard field goal with 1:27 left in 17-16 win.
- Nov. 17, 1985 vs. San Diego** — Directs 7-play, 48-yard drive for Rich Karlis 34-yard field goal with 0:05 left to tie San Diego; Denver wins 30-24 on Louis Wright's 60-yard TD return of a blocked field goal in OT.
- ***Dec. 1, 1985 at Pittsburgh** — Directs 7-play, 58-yard drive for Steve Sewell two-yard TD run with 1:45 left, taking a 24-23 lead; Mike Harden returns an interception 42 yards for a score for 31-23 win.
- ***Dec. 14, 1985 vs. Kansas City** — Directs 8-play, 59-yard drive for Sammy Winder one-yard TD run with 0:22 left in 14-13 win.
- Dec. 20, 1985 at Seattle** — Directs 8-play, 80-yard drive for Steve Sewell one-yard run to tie game at 24-24 with 2:35 remaining; then passes for 27 yards to start a five-play, 34-yard drive (Gary Kubiak takes over when Elway is injured) for a Rich Karlis 43-yard field goal with 0:55 remaining in 27-24 win.
- ***Sept. 7, 1986 vs. L.A. Raiders** — Directs 9-play, 39-yard drive for seven-yard pass to Gene Lang with 5:11 left in 38-36 win.
- Jan. 11, 1987 at Cleveland (AFC Championship Game)** — Directs 15-play, 98-yard drive for five-yard TD pass to Mark Jackson with 0:39 left to tie game 20-20; in Denver's first OT possession, directs 60-yard drive for Rich Karlis 33-yard FG in 23-20 win.
- Sept. 20, 1987 at Green Bay** — Directs 18-play, 80-yard drive for Steve Sewell one-yard run with 5:53 remaining to tie game at 17-17; game ends in an overtime tie.
- ***Nov. 16, 1987 vs. Chicago** — Directs 8-play, 61-yard drive for Steve Sewell four-yard TD run with 4:58 left in 31-29 win.
- ***Dec. 6, 1987 vs. New England** — Directs 6-play, 74-yard drive for two-yard TD pass to Mark Jackson with 12:41 left for 24-20 lead; Mark Haynes later returns an interception for 14 yards and a score in 31-20 win.
- ***Jan. 17, 1988 vs. Cleveland (AFC Championship Game)** — Directs 5-play, 75-yard drive for 20-yard TD pass to Sammy Winder with 4:01 left for 38-31 lead; after safety and Ernest Byner fumble, Denver wins 38-33.
- Oct. 9, 1988 at San Francisco** — Directs 9-play, 58-yard drive for eight-yard TD pass to Vance Johnson with 8:37 left to tie game 13-13; Broncos win in overtime when Steve Wilson's interception sets up Rich Karlis 22-yard field goal 8:11 into overtime.
- ***Oct. 8, 1989 vs. San Diego** — Directs 11-play, 74-yard drive for Bobby Humphrey 17-yard TD run with 1:03 left in 16-10 win.
- Oct. 22, 1989 at Seattle** — Throws 54-yard TD pass to Vance Johnson with 2:19 left (only play of drive) to tie game 21-21; Dennis Smith interception sets up David Treadwell's 27-yard field goal at 7:14 of OT for 24-21 win.
- ***Nov. 12, 1989 at Kansas City** — Directs 10-play, 72-yard drive for David Treadwell 26-yard FG with 0:01 left in 16-13 win.
- ***Jan. 7, 1990 vs. Pittsburgh (AFC Divisional Playoff)** — Directs 9-play, 71-yard drive for Melvin Bratton one-yard run with 2:27 left in 24-23 win.
- ***Sept. 17, 1990 vs. Kansas City** — Directs 10-play, 79-yard drive for David Treadwell 22-yard FG with 0:00 left for 24-23 win.
- ***Oct. 21, 1990 at Indianapolis** — Directs 9-play, 58-yard drive for David Treadwell 42-yard FG to break tie with 3:45 left; then directs five-play, 56-yard drive for Steve Sewell two-yard run with 1:41 left in 27-17 win.
- ***Oct. 20, 1991 vs. Kansas City** — Directs 7-play, 70-yard drive for David Treadwell 27-yard field goal with 2:37 left in 19-16 win.
- ***Oct. 27, 1991 at New England** — Directs 9-play, 42-yard drive for David Treadwell 34-yard field goal with 1:56 left in 9-6 win.
- ***Dec. 8, 1991 at Cleveland** — Directs 16-play, 64-yard drive for six-yard TD pass to Vance Johnson with 8:54 left to break 7-7 tie; then directs six-play, 66-yard drive for David Treadwell 37-yard field goal with 3:29 remaining in 17-7 win.
- ***Dec. 15, 1991 vs. Phoenix** — Directs 6-play, 66-yard drive for Elway's four-yard TD run with 1:46 left in 24-19 win.
- ***Jan. 4, 1992 vs. Houston (AFC Divisional Playoff)** — Directs 12-play, 87-yard drive for David Treadwell 28-yard field goal with 0:20 left in 26-24 win.
- ***Sept. 6, 1992 vs. L.A. Raiders** — Directs 7-play, 85-yard drive for Reggie Rivers one-yard TD run with 0:55 left in 17-13 win.
- ***Oct. 4, 1992 vs. Kansas City** — Directs 14-play, 80-yard drive for 25-yard pass to Mark Jackson with 1:55 left to pull Denver with-in six points at 19-13; after a 28-yard punt return, directs a three-play, 27-yard drive for a 12-yard TD pass to Vance Johnson with 0:38 left in 20-19 win.

JOHN ELWAY'S FOURTH-QUARTER HEROICS, CONT.

- ***Oct. 18, 1992 vs. Houston** — Directs 3-play, 80-yard drive for Reggie Rivers' 20-yard TD run with 1:34 left in 27-21 win.
- ***Dec. 12, 1993 vs. Kansas City** — Directs three-play, 11-yard drive for six-yard TD pass to Shannon Sharpe with 10:34 left in 27-21 win.
- ***Oct. 23, 1994 at San Diego** — Directs 4-play, four-yard drive to set up Jason Elam's 54-yard field goal with 10:02 remaining that put Denver ahead 17-15; then directed a nine-play, 66-yard drive to set up Elam for a 25-yard field goal that provided the final score of 20-15 with 4:07 remaining.
- ***Nov. 20, 1994 vs. Atlanta** — Directs 10-play, 73-yard drive for 32-yard TD pass to Anthony Miller to pull Denver within 28-25 with 10:19 remaining; then drove the Broncos 57 yards in 10 plays, capping the drive with a four-yard TD run to put Denver ahead to stay 32-28 with 1:56 remaining.
- ***Sept. 17, 1995 vs. Washington** — Directs 8-play, 80-yard drive that culminated with a 43-yard TD strike to Rod Smith on the final play of the game (play started at 0:06), breaking a 31-31 tie and giving Denver a 38-31 win. The drive began on the Broncos' 20-yard line with 1:07 remaining.
- ***Nov. 19, 1995 vs. San Diego** — Directs 7-play, 53-yard drive to set up Jason Elam's game-winning 32-yard field goal, breaking a 27-27 tie, and lifting Denver to a 30-27 win. The drive began on the Broncos' 33-yard line with 3:43 remaining.
- ***Dec. 24, 1995 at Oakland** — Directs 12-play, 79-yard drive to set up Jason Elam's 27-yard field goal to pull Denver to within 28-20 with 12:47 remaining; then drove the Broncos 87 yards in 13 plays, culminating with a four-yard TD pass to Ed McCaffrey — on which Elway ran in for the two-point conversion — to tie the score at 28-28 with 5:46 remaining; then drove 53 yards in nine plays to set up Elam's game-winning 37-yard field goal with 0:48 remaining, giving Denver the 31-28 victory.
- ***Sept. 15, 1996 vs. Tampa Bay** — Directs 14-play, 80-yard drive over an 8:11 span, capped by Terrell Davis' three-yard run with 3:32 remaining, giving Denver a 27-23 win.
- ***Oct. 20, 1996 vs. Baltimore** — Directs 10-play, 57-yard yard drive in 4:31, culminating with a 6-yard touchdown pass to Ed McCaffrey, to put Denver ahead 38-34 with 10:57 remaining. He later led the club 15 yards in three plays, capped by his own 9-yard touchdown run with 1:16 remaining, to provide the final margin of 45-34.
- ***Nov. 4, 1996 at Oakland** — Directs 6-play, 73-yard drive over a 47-second span, culminating with a 49-yard touchdown pass to Rod Smith with 4:14 remaining to erase a 21-16 Raiders lead and lift Denver to a 22-21 win.
- ***Nov. 24, 1996 at Minnesota** — Directs 11-play, 84-yard drive in 5:02, capped by a five-yard touchdown pass to Ed McCaffrey with 19 seconds remaining that was tipped three times by Vikings defenders, to give Denver a 21-17 win.
- ***Oct. 26, 1997 at Buffalo** — Directs 9-play, 43-yards drive in 4:47 during overtime to set up a 33-yard Jason Elam field goal with 1:56 remaining on the clock, giving Denver a 23-20 win.
- ***Nov. 2, 1997 vs. Seattle** — Directs 8-play, 69-yard drive in 4:34 to set up a 22-yard Jason Elam field goal with 7:28 remaining, breaking a 27-27 tie and giving Denver a 30-27 win.
- ***Jan. 4, 1998 at Kansas City (AFC Divisional Playoff)** — Directs 6-play, 49-yard drive in 2:38, capped by a 1-yard Terrell Davis touchdown run with 12:32 remaining to give Denver a 14-10 AFC Divisional Playoff victory. Key to the drive was Elway's 43-yard strike to Ed McCaffrey that set up the Broncos at the Chiefs' 1-yard line.
- ***Jan. 25, 1998 vs. Green Bay (Super Bowl XXXII)** — Directs 5-play, 49-yard drive in 1:42, culminating in a 1-yard Terrell Davis touchdown run with 1:45 remaining to break a 24-24 tie and give Denver a 31-24 win to claim its first World Championship. Key to the drive was a screen pass to fullback Howard Griffith that covered 23 yards and put Denver at the Green Bay 8-yard line.
- ***Nov. 1, 1998 at Cincinnati** — Directs 5-play, 53-yard drive in 1:56, culminating in a 5-yard Terrell Davis touchdown run with 58 seconds remaining to break a 26-26 tie and give Denver a 33-26 win. Key to the drive was a 38-yard kickoff return by Vaughn Hebronn to stake the Broncos with good field position.
- ***Dec. 6, 1998 vs. Kansas City** — Directs 5-play, 50-yard drive in 2:39, capped by a 24-yard touchdown pass to Shannon Sharpe with 3:34 remaining to give Denver a 35-31 lead that would hold up for the win — Denver's 13th in a row to begin the season (tied for second-best all-time) and 18th in a row overall, dating back to the 1997 season (tied for the longest streak in NFL history, regular and postseason combined).

ALL-TIME PRO FOOTBALL PASSING LEADERS

PASSING YARDS

| No. | PLAYER | TEAM | YARDS |
|-----|------------------|--------------------------------|--------|
| 1. | Dan Marino | Miami | 61,361 |
| 2. | Brett Favre* | Atlanta/Green Bay | 53,615 |
| 3. | John Elway | Denver | 51,475 |
| 4. | Warren Moon | Hou./Minn./Sea./K.C. | 49,325 |
| 5. | Fran Tarkenton | Minnesota/N.Y. Giants | 47,003 |
| 6. | Vinny Testaverde | Tampa/Cleve./Balt./N.Y./Dallas | 45,252 |
| 7. | Drew Bledsoe* | New England/Buffalo/Dallas | 43,447 |
| 8. | Dan Fouts | San Diego | 43,040 |
| 9. | Joe Montana | S.F./K.C. | 40,551 |
| 10. | Johnny Unitas | Baltimore/S.D. | 40,239 |

PASS ATTEMPTS

| No. | PLAYER | ATT. |
|-----|---------------|-------|
| 1. | Dan Marino | 8,358 |
| 2. | Brett Favre* | 7,611 |
| 3. | John Elway | 7,250 |
| 4. | Warren Moon | 6,823 |
| 5. | Drew Bledsoe* | 6,548 |

TOUCHDOWN PASSES

| No. | PLAYER | TDs |
|-----|------------------|-----|
| 1. | Dan Marino | 420 |
| 2. | Brett Favre* | 396 |
| 3. | Fran Tarkenton | 342 |
| 4. | John Elway | 300 |
| 5. | Warren Moon | 291 |
| 6. | Johnny Unitas | 290 |
| 7. | Joe Montana | 273 |
| 8. | Vinny Testaverde | 269 |
| 9. | Dave Krieg | 261 |
| 10. | Sonny Jurgensen | 255 |

PASS COMPLETIONS

| No. | PLAYER | COMP. |
|-----|---------------|-------|
| 1. | Dan Marino | 4,967 |
| 2. | Brett Favre* | 4,678 |
| 3. | John Elway | 4,123 |
| 4. | Warren Moon | 3,988 |
| 5. | Drew Bledsoe* | 3,749 |

* active player

ALL-TIME PRO FOOTBALL TOTAL OFFENSE LEADERS

| Player | Yards | (Passing / Rushing) |
|-------------------|--------|----------------------------------|
| 1. Dan Marino | 61,448 | (61,361 passing / 87 rushing) |
| 2. Brett Favre* | 55,360 | (53,615 passing / 1,745 rushing) |
| 3. John Elway | 54,882 | (51,475 passing / 3,407 rushing) |
| 4. Warren Moon | 51,061 | (49,325 passing / 1,736 rushing) |
| 5. Fran Tarkenton | 50,677 | (47,003 passing / 3,674 rushing) |

* active player

ELWAY RANKS AMONG ALL-TIME TOUCHDOWN LEADERS

With his 5-yard touchdown pass to Rod Smith in the second quarter at San Diego, Nov. 30, 1997, QB John Elway moved past Johnny Unitas into third place all-time in total touchdowns. He retired trailing only Dan Marino and Fran Tarkenton among players with 300 or more career total touchdowns but has since been passed by Brett Favre:

| PLAYER | TOTAL TOUCHDOWNS | PASSING TOUCHDOWNS | RUSHING TOUCHDOWNS | RECEIVING TOUCHDOWNS |
|-------------------|------------------|--------------------|--------------------|----------------------|
| 1. Dan Marino | 429 | 420 | 9 | 0 |
| 2. Brett Favre* | 408 | 396 | 12 | 0 |
| 3. Fran Tarkenton | 374 | 342 | 32 | 0 |
| 4. John Elway | 334 | 300 | 33 | 1 |
| 5. Warren Moon | 313 | 291 | 22 | 0 |

* active player

NFL LEADERS, MOST 3,000-YARD PASSING SEASONS

| NAME | 3,000-YARD SEASONS | YEARS WITH 3,000 YARDS | NFL SEASONS | CAREER YDS. |
|-----------------------------------|--------------------|----------------------------------|-------------|-------------|
| Brett Favre, Green Bay* | 14 | 1992-2005 | 15 | 53,615 |
| Dan Marino, Miami | 13 | 1984-92, 94-95, 97-98 | 17 | 61,361 |
| John Elway, Denver | 12 | 1985-91, 1993-97 | 16 | 51,475 |
| Drew Bledsoe, N.E./Buf./Dal.* | 9 | 1994-2000, 2002, '05 | 13 | 43,447 |
| Warren Moon, Hou./Minn./Sea./K.C. | 9 | 1984, 86, 89-91, 93-95, '97 | 16 | 49,325 |
| Joe Montana, S.F./K.C. | 8 | 1981, 1983-85, '87, 1989-90, '94 | 14 | 40,551 |
| Jim Kelly, Buffalo | 8 | 1986, 88-89, 91-95 | 11 | 35,467 |
| Peyton Manning, Indianapolis* | 8 | 1998-2005 | 8 | 33,189 |

* active player

ELWAY PUT BRONCOS AMONG THE WINNERS

During the course of John Elway's 16-year career with the Broncos, the club boasted the best record in the AFC and the second-best record in the NFL with 161 victories. Elway started in 148 of those victories (91.9%), an NFL record for most wins by a starting quarterback.

TOP FIVE RECORDS OF NFL TEAMS, 1983-98

(Regular Season Only)

| TEAM | W | L | T | PCT. |
|------------------|-----|-----|---|------|
| 1. San Francisco | 192 | 62 | 1 | .755 |
| 2. Denver | 161 | 93 | 1 | .633 |
| 3. Miami | 154 | 101 | 0 | .604 |
| 4. Washington | 144 | 110 | 1 | .567 |
| 5. Chicago | 143 | 112 | 0 | .561 |

GREATNESS MEASURED IN VICTORY

John Elway became the NFL's winningest all-time starting quarterback late in the 1996 season (Dec. 15 vs. Raiders), passing Fran Tarkenton (125), and retired with 148 wins to his credit during his magnificent career. Miami's Dan Marino is second with 147. Included in that record is a remarkable 94-23 (.803) mark at home. Elway had at least a .500 record against 26 of the 30 other NFL teams he faced, including all but two in the AFC (Oakland and Miami):

MOST VICTORIES BY STARTING QUARTERBACKS, ALL-TIME

(Regular Season Only)

| No. | PLAYER | W-L-T | Pct. |
|-----|----------------|-----------|------|
| 1. | John Elway | 148-82-1 | .643 |
| 2. | Dan Marino | 147-93-0 | .613 |
| 3. | Brett Favre* | 139-82-0 | .629 |
| 4. | Fran Tarkenton | 125-109-6 | .533 |
| 5. | Johnny Unitas | 119-63-4 | .651 |

* active player

TOP FIVE ALL-TIME RUSHING QUARTERBACKS

| No. | PLAYER | RUSH. | YARDS | AVG. | LG | TD |
|-----|--------------------|-------|-------|------|-----|----|
| 1. | Randall Cunningham | 775 | 4,928 | 6.5 | 52t | 35 |
| 2. | Steve Young | 722 | 4,239 | 5.9 | 49t | 43 |
| 3. | Fran Tarkenton | 675 | 3,674 | 5.5 | 52t | 32 |
| 4. | Steve McNair* | 614 | 3,439 | 5.6 | 71t | 36 |
| 5. | John Elway | 774 | 3,407 | 4.4 | 31 | 33 |

* active player

MOST TIMES SACKED, ALL-TIME NFL QUARTERBACKS

| ALL-TIME QUARTERBACKS (since 1963) | | | | |
|------------------------------------|---------|--------------|-----------|------------|
| PLAYER | SEASONS | TIMES SACKED | YDS. LOST | MILES LOST |
| John Elway | 16 | 516 | 3,785 | 2.15 |
| Dave Krieg | 19 | 494 | 3,794 | 2.16 |
| Randall Cunningham | 13 | 484 | 3,537 | 1.97 |
| Fran Tarkenton | 18 | 483 | 4,341 | 2.00 |
| Phil Simms | 14 | 477 | 3,418 | 2.04 |
| Warren Moon | 16 | 458 | 3,415 | 1.94 |

ELWAY VS. HALL OF FAME QUARTERBACKS

At the time of his retirement, after 16 seasons, John Elway had thrown and completed more passes, and thrown for more yards than all 18 quarterbacks then enshrined in the Hall of Fame at the equivalent point in each of their careers. He also ranked first in rushing attempts and total offense (combined rushing and passing yards), second in rushing yards, tied for second in rushing touchdowns, second in completion percentage and second in touchdown passes. Among those enshrined in Canton, only Fran Tarkenton had thrown more touchdown passes in his first 16 seasons than Elway, and only Otto Graham had more rushing touchdowns.

(Listed in descending order by passing yards)

| PASSING | | | | | | | | | | RUSHING | | | |
|--------------------|-------|-------|--------|------|-----|-----|------|------|-------|---------|----|--|--|
| PLAYER | ATT. | COMP. | YDS. | PCT. | TD | INT | Rtg. | ATT. | YDS. | AVG. | TD | | |
| Elway, John | 7,250 | 4,123 | 51,475 | 56.9 | 300 | 226 | 79.8 | 774 | 3,407 | 4.4 | 33 | | |
| Fouts, Dan | 5,604 | 3,297 | 43,040 | 58.8 | 254 | 242 | 80.2 | 224 | 476 | 2.1 | 13 | | |
| Tarkenton, Fran | 5,225 | 2,931 | 38,840 | 56.1 | 291 | 212 | 81.4 | 609 | 3,629 | 6.0 | 30 | | |
| Unitas, Johnny | 4,777 | 2,616 | 37,715 | 54.8 | 281 | 231 | 80.3 | 439 | 1,757 | 4.0 | 13 | | |
| Tittle, Y.A. | 3,817 | 2,118 | 28,339 | 55.2 | 212 | 221 | 73.5 | 291 | 999 | 3.6 | 33 | | |
| Bradshaw, Terry | 3,901 | 2,025 | 27,989 | 51.9 | 212 | 210 | 70.7 | 444 | 2,257 | 5.1 | 32 | | |
| Namath, Joe | 3,762 | 1,886 | 27,663 | 50.1 | 173 | 220 | 65.6 | 71 | 140 | 2.0 | 7 | | |
| Jurgensen, Sonny | 3,891 | 2,200 | 27,108 | 56.5 | 236 | 175 | 79.8 | 170 | 497 | 2.9 | 15 | | |
| Layne, Bobby | 3,700 | 1,814 | 26,768 | 49.0 | 196 | 243 | 63.2 | 611 | 2,451 | 4.0 | 25 | | |
| Griese, Bob | 3,429 | 1,926 | 25,092 | 56.2 | 192 | 172 | 77.1 | 261 | 994 | 3.8 | 7 | | |
| Starr, Bart | 3,104 | 1,448 | 24,425 | 46.6 | 152 | 135 | 72.1 | 244 | 1,297 | 5.3 | 14 | | |
| Van Brocklin, Norm | 2,895 | 1,553 | 23,611 | 53.6 | 173 | 178 | 75.1 | 102 | 40 | 0.4 | 11 | | |
| Dawson, Len | 2,960 | 1,664 | 23,483 | 56.2 | 212 | 149 | 85.1 | 257 | 1,143 | 4.4 | 9 | | |
| Staubach, Roger | 2,958 | 1,685 | 22,700 | 57.0 | 153 | 109 | 83.5 | 410 | 2,264 | 5.5 | 20 | | |
| Baugh, Sammy | 2,972 | 1,673 | 22,507 | 56.3 | 184 | 202 | 72.9 | 317 | 323 | 1.0 | 6 | | |
| Blanda, George | 2,641 | 1,287 | 17,996 | 48.7 | 149 | 166 | 63.5 | 125 | 345 | 2.8 | 9 | | |
| Luckman, Sid | 1,744 | 904 | 14,683 | 51.8 | 139 | 131 | 75.7 | 204 | 209 | 1.0 | 2 | | |
| Graham, Otto | 1,565 | 872 | 13,499 | 55.7 | 88 | 94 | 78.2 | 405 | 882 | 2.2 | 44 | | |
| Waterfield, Bob | 1,617 | 813 | 11,849 | 50.3 | 98 | 127 | 62.0 | 75 | 21 | 0.3 | 13 | | |

GETTING BETTER WITH AGE

John Elway not only maintained his status among the league's elite quarterbacks in the latter years of his career but even improved dramatically in several key statistical categories over his final six seasons. The following is a comparative glance at Elway's season averages for passing yards, touchdowns and interceptions over his first nine seasons as a full-time starter (excludes 1983) against his final six:

| SEASONS | AVG. YARDS | AVG. TDs | AVG. INTs |
|---------|------------|----------|-----------|
| 1984-92 | 3,172.6 | 16.8 | 15.8 |
| 1993-98 | 3,543.2 | 23.7 | 11.5 |

JOHN ELWAY'S LONGEVITY

MOST CAREER REGULAR-SEASON GAMES PLAYED BY A BRONCO

| Pos. | PLAYER | YEARS | GAMES |
|------|--------------|--------------|-------|
| QB | John Elway | 1983-98 | 234 |
| K | Jason Elam | 1993-Present | 204 |
| LB | Tom Jackson | 1973-86 | 191 |
| G | Paul Howard | 1973-86 | 187 |
| S | Dennis Smith | 1981-94 | 184 |

ALL-TIME NFL POSTSEASON PASSING LEADERS BY CATEGORY

| PASSING YARDS | | | | TOUCHDOWN PASSES | | | |
|---------------|--------------|-------|-------|------------------|----------------|-----|--|
| No. | PLAYER | GAMES | YARDS | No. | PLAYER | TDs | |
| 1. | Joe Montana | 23 | 5,772 | 1. | Joe Montana | 45 | |
| 2. | John Elway | 22 | 4,964 | 2. | Brett Favre* | 34 | |
| 3. | Brett Favre* | 20 | 4,902 | 3. | Dan Marino | 32 | |
| 4. | Dan Marino | 18 | 4,510 | 4. | Terry Bradshaw | 30 | |
| 5. | Jim Kelly | 17 | 3,863 | 5. | John Elway | 27 | |

| PASS ATTEMPTS | | | | PASS COMPLETIONS | | | |
|---------------|--------------|----------|--|------------------|--------------|-------------|--|
| No. | PLAYER | ATTEMPTS | | No. | PLAYER | COMPLETIONS | |
| 1. | Joe Montana | 734 | | 1. | Joe Montana | 460 | |
| 2. | Dan Marino | 687 | | 2. | Brett Favre* | 401 | |
| 3. | Brett Favre* | 663 | | 3. | Dan Marino | 385 | |
| 4. | John Elway | 651 | | 4. | John Elway | 355 | |
| 5. | Jim Kelly | 545 | | 5. | Jim Kelly | 322 | |

ALL-TIME NFL QUARTERBACKS WITH 3,000 POSTSEASON AND 40,000 REGULAR SEASON PASSING YARDS

| PLAYER | TEAM (S) | POSTSEASON YARDS | REGULAR SEASON YARDS |
|--------------|---------------------------|------------------|----------------------|
| Joe Montana | San Francisco/Kansas City | 5,772 | 40,551 |
| John Elway | Denver | 4,964 | 51,475 |
| Dan Marino | Miami | 4,510 | 61,361 |
| Brett Favre* | Atlanta/Green Bay | 4,902 | 53,615 |

* active player

TOUCHDOWN PASSES IN CONSECUTIVE POSTSEASON GAMES

John Elway threw at least one touchdown pass in 17 of the 22 postseason contests in which he played. After not throwing one in his first playoff game, he threw at least one in his next nine, which ranks fifth all-time for consecutive playoff games with at least one touchdown pass:

| PLAYER | TEAM | SEASONS | CONSECUTIVE GAMES WITH TD PASS |
|-----------------|---------------|-----------|--------------------------------|
| 1. Brett Favre* | Green Bay | 1995-2004 | 16 |
| 2. Dan Marino | Miami | 1983-95 | 13 |
| 3. Joe Montana | San Francisco | 1988-90 | 10 |
| Ken Stabler | Oakland | 1973-77 | 10 |
| 5. John Elway | Denver | 1984-89 | 9 |
| Tom Brady* | New England | 2001-05 | 9 |

* active player

ALL-TIME SUPER BOWL PASSING LEADERS

John Elway saved one of his best career performances for his final game, Super Bowl XXXIII vs. Atlanta at Pro Player Stadium in Miami. He threw for 336 yards in Denver's 34-19 win — now fourth-most in Super Bowl history — and was voted MVP. He also set a record for most career pass attempts in Super Bowl games, and for the second consecutive year became the oldest player to score in a Super Bowl.

MOST PASSING YARDS IN A SUPER BOWL GAME

| PLAYER | TEAM | YDS. | OPP. (DATE) | RESULT | PLAYER | TEAM | YDS. | GMS. |
|------------------|---------------|------|----------------|---------|-------------------|-------|-------|------|
| 1. Kurt Warner* | St. Louis | 414 | Ten. (1/30/00) | W 23-16 | 1. Joe Montana | S.F. | 1,142 | 4 |
| 2. Kurt Warner* | St. Louis | 365 | NE (2/3/02) | L 17-20 | 2. John Elway | Den. | 1,128 | 5 |
| 3. Joe Montana | San Francisco | 357 | Cin. (1/22/89) | W 20-16 | 3. Terry Bradshaw | Pitt. | 932 | 4 |
| Donovan McNabb* | Philadelphia | 357 | NE (2/6/05) | L 29-32 | | | | |
| 5. Tom Brady* | New England | 354 | Car. (2/1/04) | W 32-29 | | | | |
| 6. Doug Williams | Washington | 340 | Den. (1/31/88) | W 42-10 | | | | |
| 7. John Elway | Denver | 336 | Atl. (1/31/99) | W 34-19 | | | | |

MOST CAREER SUPER BOWL PASS ATTEMPTS

| PLAYER | TEAM | ATT. | GMS. | PLAYER | TEAM | COMP. | GMS. |
|----------------|---------------|------|------|----------------|---------------|-------|------|
| 1. John Elway | Denver | 152 | 5 | 1. Joe Montana | San Francisco | 83 | 4 |
| 2. Jim Kelly | Buffalo | 145 | 4 | 2. Jim Kelly | Buffalo | 81 | 4 |
| 3. Joe Montana | San Francisco | 122 | 4 | 3. John Elway | Denver | 76 | 5 |

MOST SUPER BOWL STARTS BY A QUARTERBACK

| PLAYER | TEAM | STARTS | GAMES | RECORD |
|-------------------|---------------|--------|-------------------------------|--------|
| 1. John Elway | Denver | 5 | XXI, XXII, XXIV, XXII, XXXIII | 2-3 |
| 2. Terry Bradshaw | Pittsburgh | 4 | IX, X, XIII, XIV | 4-0 |
| Joe Montana | San Francisco | 4 | XVI, XIX, XXIII, XXIV | 4-0 |
| Jim Kelly | Buffalo | 4 | XXV, XXVI, XXVII, XXVIII | 0-4 |
| Roger Staubach | Dallas | 4 | V, X, XII, XIII | 2-2 |

* active player

THE BRONCOS' RECORD WHEN ELWAY...

(Regular Season, Games Started Only)

| | | | |
|---------------------------------|----------|-----------------------------------|----------|
| Threw 0 Touchdowns:..... | 33-31-1 | Rushed for a Touchdown:..... | 22-10 |
| Threw 1 Touchdown:..... | 45-30 | Rushed for 50 or more Yards:..... | 2-2 |
| Threw 2 Touchdowns:..... | 41-17 | Was Not Intercepted:..... | 74-22 |
| Threw 3 Touchdowns:..... | 20-3 | Was Intercepted:..... | 74-59-1 |
| Threw 4 Touchdowns:..... | 9-0 | Played on Grass:..... | 121-50-1 |
| Threw 5 Touchdowns:..... | 1-0 | Played on Turf:..... | 27-31 |
| Threw at least 1 TD:..... | 115-50 | Played in Domes:..... | 13-13 |
| Was Not Sacked:..... | 31-8 | Played on Monday Night:..... | 13-10 |
| Was Sacked:..... | 117-72-1 | Played on Sunday Night:..... | 10-8 |
| Threw for 300 Yards:..... | 24-12 | Played in Prime Time:..... | 24-18 |
| Threw for under 200 Yards:..... | 51-42 | Played on Non-Sundays:..... | 21-12 |

A MODEL OF CONSISTENCY

John Elway threw at least one touchdown pass in 166 of his 234 regular season games (70.9%) and in 17 of his 22 playoff games (77.3%). In all, he threw a TD pass in 183 of 256 career regular and postseason games (71.5%). Elway threw at least one TD pass in 60 of his final 73 regular season games (82.2%):

ELWAY'S GAMES WITH AT LEAST ONE TOUCHDOWN PASS, YEAR-BY-YEAR

| YEAR | REGULAR SEASON | POSTSEASON | OVERALL |
|--------------|-------------------|-----------------|-------------------|
| 1983 | 4 of 11 | 0 of 1 | 4 of 12 |
| 1984 | 9 of 15 | 1 of 1 | 10 of 16 |
| 1985 | 11 of 16 | 0 of 0 | 11 of 16 |
| 1986 | 12 of 16 | 3 of 3 | 15 of 19 |
| 1987 | 10 of 12 | 3 of 3 | 13 of 15 |
| 1988 | 11 of 15 | 0 of 0 | 11 of 15 |
| 1989 | 11 of 15 | 2 of 3 | 13 of 18 |
| 1990 | 9 of 16 | 0 of 0 | 9 of 16 |
| 1991 | 10 of 16 | 1 of 2 | 11 of 18 |
| 1992 | 7 of 12 | 0 of 0 | 7 of 12 |
| 1993 | 13 of 16 | 1 of 1 | 14 of 17 |
| 1994 | 10 of 14 | 0 of 0 | 10 of 14 |
| 1995 | 14 of 16 | 0 of 0 | 14 of 16 |
| 1996 | 13 of 15 | 1 of 1 | 14 of 16 |
| 1997 | 12 of 16 | 2 of 4 | 14 of 20 |
| 1998 | 10 of 12 | 2 of 3 | 12 of 15 |
| TOTAL | 166 of 234 | 17 of 22 | 183 of 256 |

In Elway's career, the Broncos posted a 34-31-1 mark in the 68 regular season games in which he did not throw a touchdown pass, while posting a 2-3 postseason record in such contests. Elway also had 90 multiple-touchdown regular season games, in which Denver posted a 71-19 record (78.9%). Elway also produced seven postseason multiple-touchdown games, in which the Broncos posted a 4-3 record.

JOHN ELWAY BY STADIUM

In his 16-year career, John Elway threw at least one touchdown pass in 24 different stadiums, including 180 at Mile High Stadium—an NFL record for one player at a single stadium. There were eight NFL venues at the time of his retirement in which he had not thrown a touchdown pass, including Soldier Field, Pro Player Stadium (though he threw a postseason TD there - now Dolphin Stadium) and the Superdome. In addition, he never played at six other sites: Ericsson Stadium, Raymond James Stadium, PSINet/M&T Bank Stadium (Balt.), the Trans World Dome and Jack Kent Cooke Stadium. Elway also threw 27 postseason TD passes in seven different stadiums: 18 at Mile High Stadium, three at the L.A. Coliseum, two at Three Rivers Stadium, one at Cleveland Municipal Stadium, one at Jack Murphy Stadium (now Qualcomm Stadium) (Super Bowl XXII), one at the Rose Bowl (Super Bowl XXI) and one at Pro Player Stadium (Super Bowl XXXIII - now Dolphin Stadium).

ELWAY'S TOUCHDOWN PASSES BY STADIUM

(Regular Season Only)

| | | | |
|------------------------------|-----|----------------------------|---|
| Mile High | 180 | Giants..... | 3 |
| Kingdome | 16 | Anaheim | 3 |
| Jack Murphy/Qualcomm | 16 | Foxboro | 3 |
| L.A. Coliseum | 12 | Atlanta-Fulton County..... | 3 |
| Arrowhead | 10 | Georgia Dome | 3 |
| Cleveland Municipal | 8 | RCA Dome..... | 3 |
| Rich | 6 | Sun Devil..... | 2 |
| Three Rivers | 6 | Texas | 2 |
| Oakland-Alameda County | 6 | Veterans | 2 |
| Metrodome | 5 | Candlestick/3COM | 1 |
| Astrodome | 4 | Lambeau | 1 |
| Cinergy Field | 4 | Silverdome | 1 |

ELWAY NAMED 1992 EDGE NFL MAN OF THE YEAR

John Elway was named the 1992 Edge NFL Man of the Year for his work with the Elway Foundation, a non-profit organization that has raised millions of dollars that have been directed toward the prevention and treatment of child abuse throughout Colorado.

Among the groups assisted by the Elway Foundation are Family Focus and the Kempe Children's Foundation. The Elway Foundation in 1991 alone raised over \$400,000.

Elway was also a member of the Mayor's Council on Physical Fitness and has served as chairman of the National Kidney Foundation for the Rocky Mountain region.

The NFL Man of the Year award is truly unique in that it is the only league-sponsored award that recognizes a player's off-the-field community service work as well as his playing excellence. Perhaps the most prestigious of all NFL awards, it has been in existence since 1970.



**STEVE
ATWATER**

6-3 • 217 • ARKANSAS

YEAR INDUCTED: 2005

YEARS WITH BRONCOS: 1989-98

27

SAFETY

THEN: Steve Atwater was inducted as the 20th member of the Broncos' Ring of Fame in 2005 after a brilliant 10-year career with the club from 1989-98. Regarded as one of the toughest safeties in the NFL during his playing days, Atwater was voted to a franchise-record seven consecutive Pro Bowls from 1990-96 and trails only quarterback John Elway (9) for most selections by a Bronco to the NFL's annual all-star game. Selected by the Broncos in the first round (20th overall) of the 1989 NFL Draft, Atwater was a key leader on the Broncos' back-to-back Super Bowl championship teams from 1997-98 and was voted an All-Pro by the Associated Press from 1991-92 and in 1996. He started all 155 regular-season games he played with Denver, a total that ranked seventh all-time in franchise history at the end of his Broncos career, and recorded 24 interceptions that stood as the eighth-highest total in team annals. Atwater's play against Green Bay in Super Bowl XXXII, a game in which he totaled six tackles, one sack, one forced fumble and two pass breakups, was instrumental in Denver winning its first-ever World Championship. He also is remembered for his devastating hit on Chiefs running back Christian Okoye in a 1990 *Monday Night Football* game. Atwater, who was a three-time All-Southwest Conference selection and two-time All-American at the University of Arkansas, played one season with the New York Jets in 1999 following his Broncos career.

Now: Atwater lives in Atlanta and works as a money manager for an investment company.

ATWATER'S DENVER BRONCOS RECORD

| Games | Starts | Sacks | Int. | Yds. | Avg. | TD |
|-------|--------|-------|------|------|------|----|
| 155 | 155 | 5.0 | 24 | 408 | 17.0 | 1 |



**AUSTIN "GOOSE"
GONSOULIN**

6-3 • 210 • BAYLOR

YEAR INDUCTED: 1984

YEARS WITH BRONCOS: 1960-66

23


SAFETY

THEN: Austin "Goose" Gonsoulin was one of the four original Ring of Fame inductees in 1984, recognized for his splendid play at safety for seven seasons. Gonsoulin was one of the original Broncos from the 1960 season. At the end of his Broncos career, he was the all-time American Football League leader in interceptions with 43 and still ranks second in club history in that category. His 11 pickoffs in 1960 are still a Denver club record, and he shares the team and NFL record for interceptions in a game with four, a feat he accomplished Sept. 18, 1960, at Buffalo. Gonsoulin was an All-AFL choice in 1960, 1962 and 1963. His amazing durability and toughness enabled him to start 61 consecutive games at one point in his career. Gonsoulin, who played one season with San Francisco in 1967 after his Broncos career, also was the captain of his college team at Baylor.

Now: Gonsoulin has retired from running a Texas construction company, which he operated after his retirement from football.

GONSOULIN'S DENVER BRONCOS RECORD

| Games | Starts | Sacks | Int. | Yds. | Avg. | TD |
|-------|--------|-------|------|------|------|----|
| 94 | N/A | 1.0 | 43 | 542 | 12.6 | 2 |



RANDY GRADISHAR
6-3 • 233 • OHIO STATE
YEAR INDUCTED: 1989
YEARS WITH BRONCOS: 1974-83

53

LINEBACKER

THEN: Randy Gradishar was the only Ring of Fame inductee in 1989 in recognition of his outstanding 10-year career at linebacker with the Broncos. He was among the 15 finalists for the Pro Football Hall of Fame balloting in 2003 and was one of 25 semifinalists for the Class of 2005 and '06. During his career, Gradishar was a seven-time Pro Bowler, the most by any Bronco at the end of his career, and he also was the all-time leader in tackles for Denver, finishing with 2,049. Selected by the Broncos in the first round (14th overall) of the 1974 NFL Draft, Gradishar never missed a game, playing in 145 in a row. He accounted for 33 turnovers in his career (20 INTs and 13 fumble recoveries) and was voted the Defensive Player of the Year in 1978 by AP, UPI, *Pro Football Weekly* and NEA (George Halas Award). His teammates also voted him team defensive MVP in 1978 and 1980. While at Ohio State, Gradishar was referred to by his head coach—the legendary Woody Hayes—as “the best linebacker I ever coached at Ohio State.” He was a three-year starter for the Buckeyes and was named to every All-America team following his senior season as well as being an Academic All-America selection, graduating with a degree in distributive education. Gradishar was also the president of the Denver Broncos Youth Foundation from 1982-92. He was inducted in 1998 into the College Football Hall of Fame.

Now: Gradishar joined the Phil Long Dealerships as Leadership Manager in December 1997, a position in which he helps train, equip and support employees in the quest to achieve their goals and objectives. In that capacity, he encourages employees to exceed customer expectations and ensure customer satisfaction. Gradishar is also instrumental in the Phil Long Community Fund, which operates in conjunction with Denver Broncos Charities to make an investment back into the communities with which it does business, as well as the Phil Long University, furnishing employees with career opportunities through quality education and state-of-the-art training. Gradishar and his wife, Beth, make their home in Denver. He has three children: Paige, Meredith and Mark.

GRADISHAR'S DENVER BRONCOS CAREER RECORD

| Games | Starts | Sacks | Int. | Yds. | Avg. | TD |
|-------|--------|-------|------|------|------|----|
| 145 | 134 | 19.5 | 20 | 335 | 16.8 | 3 |



RICH JACKSON
6-3 • 255 • SOUTHERN
YEAR INDUCTED: 1984
YEARS WITH BRONCOS: 1967-72

87


DEFENSIVE END

THEN: Rich Jackson is one of the four original Ring of Famers who were inducted in 1984. He was considered by many as the best defensive end in professional football during his prime. Known as “Tombstone,” Jackson was the first Bronco to be named to the All-NFL first team in 1970. He entered the AFL in 1966 with Oakland, playing in five games, before spending the next six seasons with Denver. Jackson posted his career high in quarterback sacks in 1969 with 11 and had 10 sacks in both 1968 and 1970. He was voted All-AFL in 1968 and '69, in addition to starting in the 1970 Pro Bowl. He made the Pro Bowl again in 1971 despite playing in only seven games due to a knee injury that eventually forced him out of football. Jackson played the first four games of 1972 season with the Broncos before being traded to Cleveland for a 1973 third-round draft choice (Paul Howard). He played in each of the final 10 games for the Browns in his last NFL season. Jackson's 43 sacks as a Bronco were the most by any player in club history at the time of his retirement. He was a standout end at Southern University on both sides of the ball and also was the NAIA shot-put champion.

Now: Jackson is a school administrator in New Orleans, where he and his wife, Katherine, reside.

JACKSON'S DENVER BRONCOS RECORD

| Games | Starts | Sacks | Int. | Yds. | Avg. | TD |
|-------|--------|-------|------|------|------|----|
| 67 | 52 | 43.0 | 0 | 0 | 0.0 | 0 |



TOM JACKSON
5-11 • 220 • LOUISVILLE
YEAR INDUCTED: 1992
YEARS WITH BRONCOS: 1973-86

57


LINEBACKER

THEN: Tom Jackson was the only player inducted into the Ring of Fame in 1992. “TJ” was always one of the most popular players among his teammates, who voted him most inspirational player six consecutive seasons (1981-86). Selected by the Broncos in the fourth round (88th overall) of the 1973 NFL Draft, Jackson finished his career having played the most games in Broncos history at 191. He also finished his career tied for second in games started by a Bronco with 177 and is one of only three Broncos to wear the Denver uniform for 14 seasons. He made three consecutive Pro Bowl appearances from 1977-79 and was named first team All-Pro twice (1977-78). He was also named by his teammates as Denver's defensive MVP in 1974, '76 and '77. Upon his retirement in 1986, Jackson was tied for first with fellow Ring of Famer Randy Gradishar for the most interceptions in Broncos history by a linebacker with 20 and was fifth on the all-time sack list with 44. Jackson joined the Broncos after a standout career at Louisville.

Now: Jackson is one of the most recognizable and respected NFL analysts on television and works for ESPN, where he was the co-host of its award-winning “Sunday NFL Countdown” and “NFL PrimeTime” shows. Tom, his wife Jennifer and their daughters, Taylor and Morgan, reside in Cincinnati, Ohio.

JACKSON'S DENVER BRONCOS CAREER RECORD

| Games | Starts | Sacks | Int. | Yds. | Avg. | TD |
|-------|--------|-------|------|------|------|----|
| 191 | 177 | 44.0 | 20 | 340 | 17.0 | 3 |



CHARLEY JOHNSON
6-1 • 200 • NEW MEXICO STATE
YEAR INDUCTED: 1986
YEARS WITH BRONCOS: 1972-75

12


QUARTERBACK

THEN: Charley Johnson was one of three inductees into the Ring of Fame in 1986 along with fellow quarterback Frank Tripucka and defensive end Paul Smith. Johnson, who came to Denver in a trade from Houston, quarterbacked the Broncos to their first winning season (7-5-2 in 1973), a landmark moment in the first 14 years of franchise history. Johnson set a new Broncos record for passing accuracy (since broken) in 1974 by completing 55.6 percent of his passes. He made the All-AFC team picked by UPI and *Pro Football Weekly* after the 1973 season. Johnson once threw for 445 yards in a game (vs. Kansas City, 11/18/74) and also threw a touchdown pass in 10 consecutive games, a Broncos record at the time. He finished his Broncos career with 7,676 passing yards and 52 touchdown passes on 517 completions. Johnson was a star quarterback at New Mexico State, where he led his team to two Sun Bowl titles.

Now: Dr. Charley Johnson is professor and academic department head of the chemical engineering department at New Mexico State University in Las Cruces, N.M.

JOHNSON'S DENVER BRONCOS RECORD

| Games | Starts | Att. | Comp. | Yards | Pct. | TD | INT | LG |
|-------|--------|------|-------|-------|------|----|-----|-----|
| 54 | 41 | 970 | 517 | 7,676 | 53.3 | 52 | 52 | 90t |



FLOYD LITTLE
5-10 • 196 • SYRACUSE
YEAR INDUCTED: 1984
YEARS WITH BRONCOS: 1967-75

44

THEN: Floyd Little is one of the four original Ring of Fame inductees from 1984. A first-round (sixth overall) draft choice of the Broncos in 1967, Little was the first No. 1 draft pick ever signed by the Broncos and was widely regarded as “The Franchise” for much of his nine-year career. Little was the first serious threat for the Broncos at running back. A Pro Bowl participant from 1970-71 and in 1973, Little also twice played in the AFL All-Star game in 1968 and 1969. Little finished his Broncos career ranked No. 1 on the franchise's all-time list for rushing attempts (1,641), rushing yards (6,323), rushing touchdowns (43) and total touchdowns (54) and now ranks second in each behind Terrell Davis. He was surpassed by Davis in yards and both touchdown categories during the 1998 season and in attempts in 2001. Little, who at the time of his retirement ranked seventh in the NFL in career rushing, also finished his career ranked

third on the Broncos' all-time scoring list with 324 points. He tallied a team-record 12,173 all-purpose yards during his career, including a team-record 2,523 on kickoff returns. Little also holds the Broncos' record for the longest non-scoring kickoff return of 89 yards (vs. Oakland, 11/10/68). Little led the NFL in rushing during the 1971 season with 1,133 yards after capturing the AFC rushing crown in 1970. He was a three-time All-American at Syracuse, following in the footsteps of Jim Brown and the late Ernie Davis as superstar tailbacks for the Orangemen. Little shattered most of the records set by his predecessors, rushing for 2,704 yards, returning punts for 845, kickoffs for 797, and passed for 19—for a total of 4,947 yards. He also scored in 22 of 30 regular-season games, including five times in one game.

Now: Little has owned a Ford dealership for many years in Seattle, where he makes his home.

LITTLE'S DENVER BRONCOS CAREER RECORD

| | | RUSHING | | | | RECEIVING | | | | KICK RETURNS | | | |
|-------|--------|---------|-------|------|----|-----------|-------|------|----|--------------|-------|------|----|
| Games | Starts | Rushes | Yards | Avg. | TD | No. | Yds. | Avg. | TD | No. | Yds. | Avg. | TD |
| 117 | 93 | 1,641 | 6,323 | 3.9 | 43 | 215 | 2,418 | 11.2 | 9 | 104 | 2,523 | 24.3 | 0 |



KARL MECKLENBURG
6-3 • 240 • MINNESOTA
YEAR INDUCTED: 2001
YEARS WITH BRONCOS: 1983-94

77

LINEBACKER

THEN: Karl Mecklenburg joined the Ring of Fame in 2001 after establishing himself as one of the most outstanding defensive players in franchise history during his 12-year career from 1983-94. Mecklenburg overcame long odds to achieve greatness after being drafted by the Broncos in the 12th round out of Minnesota in 1983—the 310th player chosen. He became a starter by his third season, 1985, and went on to start 141 of the 180 games he played, which put him fifth on the club's all-time list for games played at the end of his tenure with the team. Mecklenburg was voted to play in six Pro Bowls (following the 1985, '86, '87, '89, '91 and '93 seasons); was named All-AFC and All-NFL four times (1985-87 and '89); was named AFC Player of the Year by *Football News* in 1986 and played in three Super Bowls as a Bronco: XXI, XXII and XXIV. He finished his career with 1,145 tackles (787 solo) as well as a franchise-record 79.0 sacks. Mecklenburg's career high of 13 sacks came in 1985 and at the time marked a franchise single-season record. He recorded 11 multi-sack games and was the only player in team annals to record four sacks in a game twice in his career. Mecklenburg began his collegiate career at Augustana (S.D.) College before transferring to Minnesota, where he earned second-team All-Big Ten honors as a senior in 1982.

Now: Mecklenburg has been very active locally since his retirement in 1994. He coaches high school football on the staff at Kent Denver School, is a motivational speaker and does promotional work for several local businesses. Karl and his wife, Kathi, have a son, Luke, and a daughter, Kelsey.

MECKLENBURG'S DENVER BRONCOS CAREER RECORD

| Games | Starts | Solo | Assist | Total | Sacks | Int. | Yds. | Avg. | TD |
|-------|--------|------|--------|-------|-------|------|------|------|----|
| 180 | 141 | 787 | 358 | 1,145 | 79.0 | 5 | 128 | 25.6 | 0 |



CRAIG MORTON
6-4 • 214 • CALIFORNIA
YEAR INDUCTED: 1988
YEARS WITH BRONCOS: 1977-82

7


QUARTERBACK

THEN: Craig Morton was one of three inductees in 1988 along with fellow teammates Haven Moses and Jim Turner. Morton, who came to the Broncos through a trade with the New York Giants in 1977, was Denver's starting quarterback for most of the period from 1977-82 and led the team to its first Super Bowl berth in 1977 as he engineered the Broncos to a 12-2 regular season record and home playoff wins over Pittsburgh and arch-rival Oakland. Morton, who also starred with the Dallas Cowboys in the early 1970s, earned a variety of awards for his on-field performance in 1977, including AFC Most Valuable Player honors. During his career with Denver, he led the team to two divisional titles (1977-78). He finished his Broncos career ranked first in passing yards (11,895), touchdown passes (74), pass attempts (1,594), completions (907) and total offense (12,155). Morton also once completed 16 consecutive passes in a game and once had a streak of nine consecutive games with a touchdown pass. He was a consensus All-American at the University of California, where he also starred in baseball.

Now: Morton resides in San Francisco and works for the University of California, assisting with fundraising efforts for the school.

MORTON'S DENVER BRONCOS RECORD

| Games | Starts | Att. | Comp. | Yards | Pct. | TD | INT | LG |
|-------|--------|-------|-------|--------|------|----|-----|-----|
| 72 | 64 | 1,594 | 907 | 11,895 | .569 | 74 | 65 | 95t |



HAVEN MOSES
6-2 • 208 • SAN DIEGO STATE
YEAR INDUCTED: 1988
YEARS WITH BRONCOS: 1972-81

25


WIDE RECEIVER

THEN: Haven Moses was inducted into the Ring of Fame in 1988 as part of a three-member class that also included quarterback Craig Morton and kicker Jim Turner. Moses played 10 seasons for the Broncos as one of the team's primary wide receivers after joining the team from Buffalo, where he played his first four professional seasons. He finished his Broncos career ranked third in receptions (302) and receiving yards (5,450) while tying with fellow Ring of Famer Lionel Taylor for first in receiving touchdowns with 44. His yards-per-catch average was 18.0, and he averaged more than 19 yards a catch in three consecutive seasons from 1976-78. In the AFC Championship Game against Oakland on New Year's Day in 1978, Moses caught five passes for 168 yards with two touchdowns. He was a two-year letterman and an All-American as a wide receiver and defensive back at San Diego State University.

Now: Moses is Director of Development for the Denver Police Activities League. He previously worked for the Archdiocese of Denver and is very active in the community with involvement in various community projects.

MOSES' DENVER BRONCOS RECORD

| Games | Starts | Rec. | Yards | Avg. | TD |
|-------|--------|------|-------|------|----|
| 140 | 127 | 302 | 5,450 | 18.0 | 44 |




GERALD PHIPPS
YEAR INDUCTED: 1985
YEARS WITH BRONCOS: 1961-81

OWNER

THEN: Gerald H. Phipps became the first and only non-player to be inducted into Denver Broncos' Ring of Fame in 1985. Under the guidance of Phipps and his brother Allan, the Broncos rose from their less than auspicious beginnings to the top of the American Football Conference. In 1977, the Broncos laid claim to their first ever AFC Championship, won the Western Division title in 1977 and 1978, and made three consecutive playoff appearances (1977-79). Under Phipps, the Broncos ultimately rose to a position as one of the NFL's most stable franchises. With the success of the Broncos, the doors were opened for other major league teams from other sports to grab a piece of the Denver sports pie. Following the takeover by the Phipps brothers, Denver Broncos season ticket sales improved from 8,002 in 1964 to 22,905 in 1965. Before purchasing the Broncos on Feb. 15, 1965, Phipps was the president of the Gerald H. Phipps Inc. Construction Company, which he continued to operate. Phipps was born March 4, 1915, in Denver.

Mr. Phipps passed away Aug. 6, 1993.



DENNIS SMITH
6-3 • 200 • SOUTHERN CALIFORNIA
YEAR INDUCTED: 2001
YEARS WITH BRONCOS: 1981-94

49


THEN: Dennis Smith was inducted into the Ring of Fame in 2001, reflective of his stellar 14-year career with the Broncos during which he established himself as one of the most feared safeties in the NFL. A ferocious hitter, Smith was voted to play in six Pro Bowls (following the 1985-86, 1989-91 and '93 seasons), was named All-NFL four times (1985-86, '89 and '93), was named All-AFC four times (1984-86, '98) and played on three Broncos Super Bowl teams (XXI, XXII, XXIV). He was also named the club's Most Inspirational Player in 1992. Selected by the Broncos in the first round (15th overall) of the 1981 NFL Draft, Smith finished his career ranked third all-time in games played by a Bronco (184), fifth in games started (170) and fifth in both career interceptions (30) and interception return yards (431). He is one of just three players in the history of the Broncos' franchise to play at least 14 seasons with the club, behind John Elway (16) and tied with Tom Jackson. Smith's career totals include 1,171 tackles (794 solo) and 15 sacks. He posted a career-high five sacks in 1983, a career-high five interceptions in '91 and a career-high 120 tackles in '92. Smith was a con-

sensus All-America choice as a senior at USC in 1980, where he lettered four times in football and three times in track. He posted 205 career tackles and 16 interceptions, and played in two Rose Bowls as a Trojan.

Now: Smith and his wife, Andre, have two children, Tiffany Diamond (21) and Armani Joseph (18), and reside in Hollywood Hills, Calif. Dennis and Andre own and manage a number of properties in Southern California and also give their time and financial support to the Make-A-Wish Foundation and Covenant House, a home for kids in need.

SMITH'S DENVER BRONCOS CAREER RECORD

| Games | Starts | Solo | Assist | Total | Sacks | Int. | Yds. | Avg. | TD |
|-------|--------|------|--------|-------|-------|------|------|------|----|
| 184 | 170 | 794 | 377 | 1,171 | 15.0 | 30 | 431 | 14.4 | 0 |



PAUL SMITH
6-3 • 256 • NEW MEXICO
YEAR INDUCTED: 1986
YEARS WITH BRONCOS: 1968-78

70


DEFENSIVE TACKLE

THEN: Paul Smith was inducted into the Ring of Fame in 1986 along with quarterbacks Frank Tripucka and Charley Johnson. Smith recorded 55.5 sacks with the Broncos, finishing his career in Denver ranked second in that category. He also posted 11 sacks in both the 1972 and 1973 seasons, propelling him to back-to-back Pro Bowl appearances. Smith was one of the team's defensive leaders during the years when Denver was building the foundation for defensive excellence with the famed "Orange Crush." His head coach, John Ralston, once said that Smith was "the finest defensive tackle in pro football." Smith's 11-year career was the longest in Broncos annals until he was surpassed by fellow Ring of Famer Billy Thompson. He was the first 10-year man in Broncos history. Smith played collegiately at New Mexico and finished his professional career by playing two seasons (1979-80) with Washington.

Smith passed away March 14, 2000.

SMITH'S DENVER BRONCOS RECORD

| Games | Starts | Sacks | Int. | Yds. | Avg. | TD |
|-------|--------|-------|------|------|------|----|
| 133 | 72 | 55.5 | 1 | 6 | 6.0 | 0 |



LIONEL TAYLOR
6-2 • 215 • NEW MEXICO HIGHLANDS
YEAR INDUCTED: 1984
YEARS WITH BRONCOS: 1960-66

87


END

THEN: Lionel Taylor, one of the original Broncos, also was one of the original Ring of Famers, after being inducted with the inaugural class in 1984. He finished his Broncos career as the franchise's all-time leader in receptions (543) and receiving yards (6,872), records he held until 1999 when he was eclipsed by Shannon Sharpe and most recently by Rod Smith. In addition, he set a Broncos record for most career touchdown receptions (44), a total that now ties for the fourth highest in team history. He caught 92 passes during the 1960 season and followed that campaign with a team-record 100 receptions in 1961 (which stood until 2000), leading the AFL in receiving for five of the league's first six years of existence. Taylor was regarded by many as the possessor of the best hands in pro football. He never caught fewer than 76 passes in a season over those first six years, averaging 84.7 catches from 1960-65, at that time the highest six-year total in football history. Taylor was an All-AFL selection in 1960, '61 and '65 and played in the league all-star game in 1962. He performed collegiately at New Mexico Highlands and entered the NFL with Chicago in 1959, playing for the Bears for one season before joining the Broncos in 1960. He finished his professional career playing two seasons with Houston from 1967-68.

Now: Taylor makes his home in Albuquerque, N.M. He has recently done work for IMG Football, preparing players for the NFL's annual scouting combine at IMG's International Performance Institute in Bradenton, Fla. Taylor was an assistant coach on the staff of the championship teams of the Pittsburgh Steelers in the 1970s and was head coach of the England Monarchs of the World League.

TAYLOR'S DENVER BRONCOS RECORD

| Games | Starts | Rec. | Yards | Avg. | TD |
|-------|--------|------|-------|------|----|
| 96 | N/A | 543 | 6,872 | 12.7 | 44 |



BILLY THOMPSON
6-1 • 201 • MARYLAND STATE
YEAR INDUCTED: 1987
YEARS WITH BRONCOS: 1969-81

36


SAFETY

THEN: Billy Thompson, regarded by many as the best defensive back in Denver Broncos annals, was the only Ring of Fame inductee in 1987. A third-round (61st overall) draft choice of the Broncos in 1969, Thompson was the first player in team history to play 13 seasons with Denver and was the team captain for many years. Thompson finished his career with more starts (178) and games played (179) than any player in team history and had the longest consecutive start streak (156 games) in Broncos annals at the time of his retirement. In addition, he finished his career with 61 turnovers, (most in team history), 40 of which came via interceptions (third in team history). Thompson holds two NFL records, one of which has stood for more than three decades. As a rookie in 1969, Thompson became the only player in NFL history to lead the league in both kickoffs and punt returns in the same season. He also is one of only two players in NFL history to return four opponent fumbles for touchdowns. Thompson was a three-time Pro Bowl selection (1977, '78 and '81) and earned All-NFL honors twice (1977 and '78) and All-AFC honors four times (1977-79, '81). He enjoyed a brilliant career at Maryland State (now Maryland-Eastern Shore), earning All-CIAA honors three times as a defensive back and being named team MVP as a senior. He also twice earned NAIA All-America honors. Thompson made All-CIAA three times in baseball as a centerfielder.

Now: Thompson was a college scout for the Broncos for two years before moving into the position of Director of Player Relations and Alumni Coordinator. He is now the club's Director of Alumni Relations and in that role coordinates the activities of the Broncos' former players, who remain a vital part of the organization. He works with the Denver Broncos Alumni Council and former Broncos players to integrate their involvement in the club's community outreach programs, which focus on youth, health and hunger initiatives. Thompson is a member of the Board of Directors of The Metropolitan State College of Denver and also volunteers time with the Urban League, Hispanic Chamber of Commerce and several other non-profit organizations. Thompson, his wife Barbara, and their son, Richie, make their home in Aurora, Colo.

THOMPSON'S DENVER BRONCOS CAREER RECORD

| Games | Starts | Sacks | Int. | Yds. | Avg. | Def. | TD |
|-------|--------|-------|------|------|------|------|----|
| 179 | 178 | 4.0 | 40 | 784 | 19.6 | 5 | |



FRANK TRIPUCKA
6-2 • 192 • NOTRE DAME
YEAR INDUCTED: 1986
YEARS WITH BRONCOS: 1960-63

18


QUARTERBACK

THEN: Frank Tripucka—who joined the Ring of Fame in 1986—is one of the original Broncos, playing for the team from 1960-63. Tripucka led the Broncos to their first ever .500 season in 1962 (7-7). He represented half of the Tripucka-to-Lionel Taylor passing combination as the duo (both Ring of Famers) went on to set various marks together. Tripucka's best statistical season came in 1960 when he completed 248-of-478 passes (51.9%) for 3,038 yards with 24 touchdowns. His 447 yards passing against Buffalo (9/15/62) stood as the team record until 2000, and he shares the team record for most touchdown passes in a game with five (10/28/62 vs. Buffalo). Tripucka also played in the AFL All-Star Game in 1962. Tripucka finished his Broncos career with 7,676 yards on 662-of-1,277 passing (51.8%) with 51 touchdowns and 85 interceptions. He joined the Broncos after playing for Detroit (1949), the Chicago Cardinals (1950-52) and the Dallas Texans (1952).

Now: Tripucka is a retired beer distributor. He currently resides in New Jersey.


TRIPUCKA'S DENVER BRONCOS RECORD

| Games | Starts | Att. | Comp. | Yards | Pct. | TD | INT | LG |
|-------|--------|-------|-------|-------|------|----|-----|-----|
| 44 | 42 | 1,277 | 662 | 7,676 | .518 | 51 | 85 | 96t |



**JIM
TURNER**
 6-2 • 205 • UTAH STATE
YEAR INDUCTED: 1988
YEARS WITH BRONCOS: 1971-79

15




THEN: Jim Turner, a 1988 inductee into the Ring of Fame, ranks as one of the most prolific kickers of all time in professional football. At the time of his retirement, Turner ranked second in NFL career scoring with 1,439 points as well as second in field goals with 304. Turner kicked 521 extra points and was the fourth player to ever reach the 500 mark. He never missed a game as a pro and finished with a streak of 228 consecutive appearances, including 130 as a Bronco, for whom he scored 742 points, easily establishing himself as Denver's all-time scoring leader until Jason Elam eclipsed his mark in 1999. He once had a string of 221 consecutive extra points, which was then the second-longest streak in NFL history. Before joining the Broncos in 1971, Turner was an outstanding kicker for the New York Jets (1964-70), helping lead the club to a victory in Super Bowl III. He was a three-time letterman as a quarterback back at Utah State in the early 1960s.

Now: Turner resides in the Denver area and is active in the community. He is an academic tutor at Jefferson Senior High School and is involved with the NFL's Play it Smart program.


TURNER'S DENVER BRONCOS RECORD

| PAT Conversions | | | Field Goals | | | |
|-----------------|----------|------|-------------|------|----|------|
| Games | No.-Att. | Pct. | No.-Att. | Pct. | LG | Pts. |
| 130 | 283-301 | .940 | 151-232 | .651 | 53 | 742 |



**LOUIS
WRIGHT**
 6-2 • 200 • SAN JOSE STATE
YEAR INDUCTED: 1993
YEARS WITH BRONCOS: 1975-86

20



THEN: Louis Wright was the most recent inductee into the Broncos' Ring of Fame before John Elway (1999), entering the Ring in 1993. Wright enjoyed a stellar career at cornerback for Denver, playing in 166 games (163 starts, fourth on all-time Broncos list at the time of his retirement), reeling in 26 interceptions—one of which he returned for a touchdown—and 11 fumble recoveries. Selected by the Broncos in the first round (17th overall) of the 1975 NFL Draft, Wright was named to the Pro Bowl five times in his career (1977-79, '83 and '85). He was named All-NFL by *The Sporting News*, *Pro Football Weekly* and the NEA in 1977. He also received All-AFC honors from UPI in 1985. Wright was named Most Valuable Defensive Player by his teammates on two different occasions. He played collegiately at San Jose State, where he lettered twice as a defensive back. He also won two letters in track and once ran the 100 in 9.6 seconds.


Now: Wright teaches at Mrachek Middle School in Aurora, Colo., where he currently resides. He also is an assistant coach for the Rangeview High School football team.

WRIGHT'S DENVER BRONCOS CAREER RECORD

| Games | Starts | Sacks | Int. | Yds. | Avg. | TD |
|-------|--------|-------|------|------|------|----|
| 166 | 163 | 3.0 | 26 | 360 | 13.8 | 1 |


DID YOU KNOW?

The Broncos have drafted more players (15) from the University of Florida than any other college since participating in their first draft in 1960. The club also has chosen 14 players from the University of Colorado and 13 players from four different schools: the University of Houston, the University of Miami (Fla.), the University of Nebraska and the University of Southern California.



**GARY
ZIMMERMAN**
 6-6 • 294 • OREGON
YEAR INDUCTED: 2003
YEARS WITH BRONCOS: 1993-97

65



THEN: Gary Zimmerman, a 2003 inductee into the Ring of Fame, is the first offensive lineman in the history of the Broncos to be honored with inclusion in the Ring. A Bronco from 1993-97, he played 12 seasons in the NFL (1986-97), and in that time, became one of just a few players ever to be named to two National Football League All-Decade teams. Zimmerman earned first or second-team All-Pro honors eight times and was selected to play in seven Pro Bowls. The 6-6, 294-pound tackle, who played for the Minnesota Vikings from 1986 to 1992 and for the Denver Broncos from 1993 to 1997, was selected to the 1980s and 1990s all-decade squads. He was one of 15 finalists for the Pro Football Hall of Fame in 2003, '04 and '06. Selected in the first round (third overall) of the 1984 supplemental draft by the New York Giants, his signing rights were traded to the Vikings for two second-round picks in the 1986 draft. He spent two seasons with the L.A. Express of the USFL before reporting to the Vikings, where he began a streak of 169 consecutive starts that lasted until 1996 when surgery sidelined him. Zimmerman anchored an offensive line that helped the Vikings lead the NFC in rushing in 1991. He was acquired by the Broncos in a trade before the start of the 1993 season, and with Zimmerman blocking, the Broncos recorded the most successful offensive output in franchise history. Denver led the AFC in total combined yards in 1995, and led the NFL in the same category in 1996 and 1997, a year in which Denver won its first-ever Super Bowl. Additionally, Zimmerman helped the Broncos lead the NFL in rushing in 1996. Equally adept at pass blocking, he protected the quarterbacks in Minnesota and Denver enough to enable them to lead their respective conferences in passing in 1986, 1988, 1993 and 1996.

Now: Zimmerman and his family make their home in Bend, Ore.

ZIMMERMAN'S DENVER BRONCOS RECORD

| Games | Starts |
|-------|--------|
| 76 | 76 |

BRONCOS TEAM AWARD WINNERS

For a period of Broncos history, team members were asked to vote on individual honors for their teammates. Listed below are the winners of those honors, and the years those awards were given.

MVP — EARL HARTMAN AWARD

| | OFFENSE | DEFENSE | SPECIAL TEAMS |
|------|-----------------------------|------------------|-----------------------------|
| 1995 | Terrell Davis | Steve Atwater | Glyn Milburn |
| 1994 | John Elway | Steve Atwater | Ray Jacobs |
| 1993 | John Elway | Simon Fletcher | Reggie Rivers |
| 1992 | John Elway | Simon Fletcher | Keith Traylor |
| 1991 | John Elway | Dennis Smith | Alton Montgomery |
| 1990 | Bobby Humphrey | Steve Atwater | Kevin Clark |
| 1989 | Bobby Humphrey | Dennis Smith | David Treadwell |
| 1988 | John Elway/ Sammy Winder | Simon Fletcher | Ken Bell |
| 1987 | John Elway | Karl Mecklenburg | Ken Bell |
| 1986 | John Elway | Mike Harden | Darren Comeaux |
| 1985 | John Elway | Rulon Jones | Daniel Hunter |
| 1984 | Steve Watson | Louis Wright | Ken Woodard |
| 1983 | Steve Watson | Randy Gradishar | Ken Woodard |
| 1982 | Billy Bryan | Louis Wright | Rob Lytle/ Rick Upchurch |
| 1981 | Steve Watson | Bob Swenson | Jim Ryan |
| 1980 | Billy Bryan | Randy Gradishar | Fred Steinfort |
| 1979 | Craig Morton | Bob Swenson | Larry Canada |
| 1978 | Riley Odoms | Randy Gradishar | Maurice Harvey |
| 1977 | Craig Morton | Tom Jackson | Rick Upchurch |
| 1976 | Riley Odoms | Tom Jackson | Rick Upchurch |
| 1975 | Bobby Maples | Lyle Alzado | Jim Turner |
| 1974 | Otis Armstrong | Tom Jackson | Ken Criter |
| 1973 | Charley Johnson | Paul Smith | |

BOB PECK MEMORIAL AWARD

(MOST INSPIRATIONAL)

| | |
|------|--------------------------|
| 1995 | Michael Dean Perry |
| 1994 | Shannon Sharpe |
| 1993 | Dennis Smith |
| 1992 | Dennis Smith |
| 1991 | Kenny Walker |
| 1990 | Keith Kartz |
| 1989 | Marc Munford |
| 1988 | Keith Bishop/Billy Bryan |
| 1987 | Keith Bishop |
| 1986 | Tom Jackson |
| 1985 | Tom Jackson |
| 1984 | Tom Jackson |
| 1983 | Tom Jackson |
| 1982 | Tom Jackson |
| 1981 | Tom Jackson |

BOB MARTIN AWARD (FOR COOPERATION WITH THE MEDIA)

| | |
|------|-------------------|
| 1995 | Lionel Washington |
| 1994 | Shannon Sharpe |
| 1993 | Tyrone Braxton |
| 1992 | Reggie Rivers |
| 1991 | Greg Kragen |
| 1990 | Mark Jackson |

BRONCOS ALL-TIME DRAFT CHOICES

1960 (FIRST SELECTIONS)

| Name | Pos. | School |
|-----------------|------|-------------------|
| Harry Ball | T | Boston College |
| Charley Britt | QB | Georgia |
| Dave Canary | E | Cincinnati |
| Paul Candro | HB | Boston University |
| Bill Carrico | G | North Texas State |
| Larry Cundiff | C | Michigan State |
| Bernard Darre | T | Tulane |
| Roger Davis | T | Syracuse |
| Lonnie Dennis | G | Brigham Young |
| John Dingens | T-G | Detroit |
| Maurice Duke | G | Texas |
| Mike Dowdle | FB | Texas |
| Wayne Hawkins | T | Pacific |
| Gary Huber | C | Miami (Ohio) |
| Dave Hudson | E | Florida |
| Claude King | HB | Houston |
| Don Klochak | FB | North Carolina |
| Roger LeClerc | C | Trinity (CT) |
| Dean Look | QB | Michigan State |
| Bill Mathis | HB | Clemson |
| Ken McNeece | T-G | San Jose State |
| James Monroe | QB | Arkansas |
| Ray Norton | HB | San Jose State |
| Robert Rosbaugh | HB | Miami (Fla.) |
| Mel Semenko | E | Colorado |
| Lebron Shields | T | Tennessee |
| Jack Spikes | FB | Texas Christian |
| Howard Turley | E | Louisville |
| Jim Walden | QB | Wyoming |
| Willie West | HB | Oregon |
| John Willener | G | Oregon |
| Bob Yates | T | Syracuse |
| Ken Young | E | Valparaiso |
| Bob Zimpler | T-G | Bowling Green |

1960 (SECOND SELECTIONS)

| Name | Pos. | School |
|--------------------|------|------------------------|
| Mel Branch | T-G | Louisiana State |
| Ronnie Cain | E | Kentucky |
| Jack Campbell | E | Toledo |
| Tom Chapman | E | Detroit |
| LaVelle Coleman | HB | Western Michigan |
| Jim Colvin | T-G | Houston |
| Teddy Foret | T-G | Auburn |
| Bobby Green | HB | Florida |
| Jack Hanlon | HB | Penn State |
| George Hershberger | T-G | Wichita State |
| Sam Homer | HB | Virginia Military |
| Bob Hudson | E | Lamar |
| Vic Jones | HB | Indiana |
| Billy Luplow | T-G | Arkansas |
| George Phelps | HB | Cornell College (Iowa) |
| Tom Roberts | T-G | Georgia Tech |
| Sam Stenger | C | Denver |
| Olin Treadway | QB | Iowa |
| John Wilkins | T-G | So. California |
| Emmet Wilson | T-G | Georgia Tech |

1961

| Rd. | Name | Pos. | School |
|-----|-------------------------|------|--------------------|
| 1 | Bob Galters | HB | New Mexico State |
| 2 | Jerry Hill | HB | Wyoming |
| 3 | Chas Strange | C | Louisiana State |
| 4a | Roland McDole | T | Nebraska |
| 4b | Sonny Davis (from N.Y.) | E | Baylor |
| 5 | Charles Cowan | E | New Mex. Highlands |
| 6 | Dale Evans | HB | Kansas State |
| 7 | Pat Patchen | E | Florida |
| 9 | Phil Nugent | QB | Tulane |
| 10 | Chas. Sturgeon | HB | Kentucky |
| 11 | John Simko | E | Augustana (S.D.) |
| 12 | Jerry Miller | E | Howard Payne |
| 13 | Ron Greene | G | Washington State |

| | | | |
|----|----------------|----|-----------------------|
| 14 | Bill Cooper | FB | Muskogum |
| 15 | Willie Crafts | G | Texas A&I |
| 16 | Jim Larkin | T | Hillsdale |
| 17 | Chuck Weiss | FB | Colorado |
| 18 | Chick Granning | HB | Georgia Tech |
| 19 | John Hobbs | G | Maryland-E. Shore |
| 20 | Buck McLeod | T | Baylor |
| 21 | Jim Morgan | HB | Iowa State |
| 22 | Tom Hackler | E | Tennessee Tech |
| 23 | Tom Jewell | T | Idaho State |
| 24 | E. A. Simms | E | New Mexico State |
| 25 | Pete Samms | T | Central State (Okla.) |
| 26 | Sam Smith | HB | Florence State |
| 27 | Donald Olson | HB | Nebraska |
| 28 | Wayne Lee | G | Colorado State |
| 29 | Archie Cobb | T | Nebraska |
| 30 | Dave Mills | HB | N.E. Missouri State |

1962

| Rd. | Name | Pos. | School |
|-----|-------------------|------|---------------------|
| 1 | Merlin Olsen | T | Utah State |
| 2 | Jerry Hillebrand | E | Colorado |
| 3 | Charles Holmes | FB | Maryland-E. Shore |
| 4 | John Furman | QB | Texas-El Paso |
| 7 | John McGeever | HB | Auburn |
| 8 | Elbert Harris | HB | S.E. Louisiana |
| 9 | Larry Jepson | C | Furman |
| 10 | Gale Weidner | QB | Colorado |
| 11 | Mike Kline | G | Oregon State |
| 13 | Bob Cegelski | C | Montana State |
| 14 | Sonny Gibbs | QB | Texas Christian |
| 15 | Bill Loudon | G | Benedictine |
| 16 | Gary Ballman | HB | Michigan State |
| 17 | Jerry Tarr | E | Oregon |
| 18 | Pete Schenk | E | Washington State |
| 20 | Mike Martin | E | Washington State |
| 21 | Jim Perkins | T | Colorado |
| 22 | Don Kasso | HB | Oregon State |
| 23 | Ken Tureaud | HB | Michigan |
| 24 | Neil Thomas | G | Hillsdale |
| 25 | Dave Edwards | E | Auburn |
| 26 | Jim Roberts | T | Mississippi |
| 27 | Andy VonSonn | C | UCLA |
| 28 | Paul Holmes | C | Georgia |
| 29 | Lynn Hoyem | C | Long Beach State |
| 30 | Walter Mince | HB | Arizona |
| 31 | Bill Williamson | T | Bakersfield J.C. |
| 32 | Vester Flanagan | T | Cal. State-Humboldt |
| 33 | Duane Allen | E | Santa Ana J.C. |
| 34 | Steve Stonebraker | E | Detroit |

1963

| Rd. | Name | Pos. | School |
|-----|-----------------------------------|------|-------------------|
| 1 | Kermit Alexander | HB | UCLA |
| 2a | Ray Poage (from New York) | FB | Texas |
| 2b | Tom Nomina | T | Miami (Ohio) |
| 3 | Tommy Janik | HB | Texas A&I |
| 4 | Lou Slaby | LB | Pittsburgh |
| 5 | Ray Mansfield | C | Washington |
| 6 | Anton Peters | T | Florida |
| 7a | Mickey Slaughter (from San Diego) | QB | Louisiana Tech |
| 7b | Paul Flatley | E | Northwestern |
| 8a | Hewitt Dixon (from Buffalo) | FB | Florida A&M |
| 8b | John Griffin | HB | Memphis State |
| 9 | Marv Fleming | E | Utah |
| 10a | Lonnie Sanders | HB | Michigan State |
| 10b | Pat Richter (from Houston) | E | Wisconsin |
| 11 | Billy Joe | FB | Villanova |
| 12 | John Gamble | E | Pacific |
| 13 | James Maples | C | Baylor |
| 15 | Winston Freeman | E | North Texas State |
| 16 | David Crossan | G | Maryland |

| | | | |
|-----|------------------------------|----|------------------|
| 17 | Bob Paremore | HB | Florida A&M |
| 18 | Charles Mitchell | HB | Washington |
| 19a | Frank Baker | FB | Toledo |
| 19b | Bruce Starling (from Dallas) | HB | Florida |
| 20 | Dan Grimm | G | Colorado |
| 21 | Ross Nolan | E | N.E. Louisiana |
| 22 | Dave Mathiesen | QB | Washington State |
| 23 | Billy Mooty | HB | Arkansas |
| 24 | C.B. Simons | LB | Stanford |
| 25 | Forest Farmer | LB | Purdue |
| 26 | Monte Day | T | Fresno State |
| 27 | John Sellers | T | Bakersfield J.C. |
| 28 | Bill Reddell | HB | Occidental |
| 29 | Kern Carson | HB | San Diego State |

1964

| Rd. | Name | Pos. | School |
|-----|---------------------------------|------|----------------------|
| 1 | Bob Brown | Pos. | Nebraska |
| 3a | Marv Woodson | DB | Indiana |
| 3b | Matt Snorton (from Boston) | DE-E | Michigan State |
| 6a | Don Shackelford | T | Pacific |
| 6b | Al Denson (from Oakland) | FL | Florida A&M |
| 7 | Ray Kubala | C-T | Texas A&M |
| 7a | Jerry Richardson (from Houston) | LB | West Texas State |
| 8 | Wally Hilgenberg | G-LB | Iowa |
| 9 | John Mims | T | Rice |
| 12 | Paul Krause | DB | Iowa |
| 13 | Charley Parker | G | Southern Mississippi |
| 14 | Bob Hayes | HB | Florida A&M |
| 15 | Chuck Logan | E | Northwestern |
| 16 | Bob Cherry | E | Wittenberg |
| 17 | Jim McNaughton | E | Utah State |
| 18 | George Mira | QB | Miami (Fla.) |
| 19 | Odell Barry | FL | Findlay |
| 21 | Dick Herzog | T | Drake |
| 22 | Gary Lewis | HB | Arizona State |
| 23 | Ken Brusvan | T | Oregon State |
| 24 | Mickey Bitsko | LB | Dayton |
| 25 | Jim Jones | E | Wisconsin |
| 26 | Bob Berry | QB | Oregon |

1965

| Rd. | Name | Pos. | School |
|-----|----------------------------|------|---------------------|
| 2 | Dick Butkus | LB | Illinois |
| 3 | Glen Ressler | C | Penn State |
| 4 | George Donnelly | DB | Illinois |
| 5a | Bob Breitenstein | T | Tulsa |
| 5b | Max Leetzow (from Oakland) | DT | Idaho |
| 6 | Tom Wilhelm | T | Syracuse |
| 7 | Jim Garcia | DE | Purdue |
| 8 | John Holman | G | Wisconsin |
| 9 | Gary Bussell | DB | Georgia Tech |
| 10 | Gene Jeter | LB | Arkansas-Pine Bluff |
| 11 | Tom Vaughan | HB | Iowa State |
| 12 | Tom Myers | QB | Northwestern |
| 13 | Mike Strofalino | LB | Villanova |
| 14 | John Frick | G | Ohio Univ. |
| 15 | Jeff Jordan | DB | Tulsa |
| 16 | Brian Schweda | T | Kansas |
| 18 | Larry Dupree | HB | Florida |
| 19 | Ron Oelschlager | HB | Kansas |
| 20 | Terry Metchner | G | Albion |

1966

| Rd. | Name | Pos. | School |
|-----|-------------------------------|------|---------------|
| 1 | Jerry Shay | T | Purdue |
| 2 | Freeman White | E | Nebraska |
| 3 | Bob Hadrick | E | Purdue |
| 4 | Randy Johnson | QB | Texas A&I |
| 5 | Billy Clay | DB | Mississippi |
| 6 | James Fulgham | T | Minnesota |
| 7 | Jerry Jone | G | Bowling Green |
| 7a | Scotty Glacken (from Buffalo) | QB | Duke |
| 8 | Goldie Sellers | DB | Grambling |
| 9 | Ron Sbranti | LB | Utah State |

| | | | |
|----|---------------|----|-------------------|
| 10 | Larry Cox | T | Abilene Christian |
| 11 | James Burns | G | Northwestern |
| 13 | Eric Crabtree | DB | Pittsburgh |
| 14 | Fred Forsberg | DT | Washington |
| 15 | Mike Ringer | DB | Oklahoma |
| 16 | Frank Rogers | K | Colorado |
| 17 | Gary Eickman | DE | Illinois |
| 18 | Tom Talaga | T | Notre Dame |
| 19 | Tom Coughlin | DE | Miami (Fla.) |
| 20 | Cliff Hysell | T | Montana State |

1967

| Rd. | No. | Name | Pos. | School |
|-----|-----|---------------------------|------|----------------|
| 1 | 6 | Floyd Little | HB | Syracuse |
| 2 | 32 | Thomas Beer | TE | Houston |
| 3a | 58 | Mike Current (from Miami) | T | Ohio State |
| 3b | 59 | George Goeddeke | C | Notre Dame |
| 4 | 85 | Carl Cunningham | DE | Houston |
| 5a | 110 | Fran Lynch (from Miami) | FB | Hofstra |
| 5b | 113 | John Huard | LB | Maine |
| 6 | 139 | Neal Sweeney | E | Tulsa |
| 7 | 165 | Frank Richter | G | Georgia |
| 8 | 191 | Tom Casseese | E | C.W. Post |
| 9 | 217 | James Summers | DB | Michigan State |
| 10 | 243 | Paul Krause | QB | Dubuque |
| 11 | 269 | Lou Andrus | DE | Brigham Young |
| 13 | 321 | Dennis Furjanic | DE | Houston |
| 14 | 347 | Tom Francisco | HB | Virginia Tech |
| 15 | 373 | Donald Smith | G | Florida A&M |
| 16 | 399 | Jack Lentz | QB | Holy Cross |
| 17 | 425 | Wayne Valley | T | Oregon State |

1968

| Rd. | No. | Name | Pos. | School |
|-----|-----|-----------------------------------|------|------------------|
| 2 | 31 | Curley Culp | DE | Arizona State |
| 3a | 58 | Garrett Ford | RB | West Virginia |
| 3b | 75 | Robert Vaughan (from Kansas City) | T | Mississippi |
| 4a | 91 | Gordon Lambert (from Miami) | LB | Tennessee-Martin |
| 4b | 102 | Drake Garrett (from Kansas City) | DB | Michigan State |
| 4c | 111 | Gus Holloman (from Cincinnati) | DB | Houston |
| 8 | 196 | Steve Holloway | DB | Weber State |
| 9 | 222 | Paul Smith | LB | New Mexico |
| 10 | 252 | Bob Langford | T | Middle Tenn. St. |
| 12 | 304 | Robert Hendrix | T | Mississippi |
| 13 | 330 | Charles Greer | DB | Colorado |
| 14 | 357 | Marlin Briscoe | RB | Nebraska-Omaha |
| 15 | 386 | Jeff Kuhman | LB | Vermont |
| 16 | 412 | Adin Brown | LB | William & Mary |
| 17 | 438 | Steve Grady | RB | So. California |

1969

| Rd. | No. | Name | Pos. | School |
|-----|-----|--|------|-------------------|
| 2 | 36 | Grady Cavness | DB | Texas-El Paso |
| 3 | 61 | Bill Thompson | DB | Maryland-E. Shore |
| 4a | 84 | Mike Schnitker (from Boston through Kansas City) | LB | Colorado |
| 4b | 88 | Edward Hayes (from Buffalo) | DB | Morgan State |
| 5 | 113 | Frank Quayle | RB | Virginia |
| 6a | 131 | Wandy Williams (from Buffalo) | RB | Hofstra |
| 6b | 140 | Mike Coleman | RB | Tampa |
| 7 | 165 | Al Giffin | TE | Auburn |
| 9 | 217 | Henry Jones | RB | Grambling |
| 10 | 244 | Jim Smith | DB | Utah State |
| 11 | 270 | Alan Pastrana | QB | Maryland |
| 12 | 296 | Wes Plummer | DB | Arizona State |
| 13 | 321 | John Sias | SE | Georgia Tech |
| 14 | 348 | Gary Crane | LB | Arkansas State |
| 15 | 373 | Errol Kahoun | G | Miami (Ohio) |
| 16 | 400 | Billy Woods | DB | North Texas State |
| 17 | 425 | Buster O'Brien | QB | Richmond |

ALL-TIME DRAFT CHOICES, CONT.

1970

| Rd. | No. | Name | Pos. | School |
|---------------------------|-----|-------------------|------|------------------|
| 1 | 11 | Bob Anderson | RB | Colorado |
| 2 | 37 | Alden Roche | DE | Southern |
| 3 | 63 | John Kohler | T | South Dakota |
| 4 | 89 | Jerry Hendren | WR | Idaho |
| 5 | 115 | Bill McKoy | LB | Purdue |
| 6 | 141 | John Mosier | TE | Kansas |
| 7 | 167 | Randy Montgomery | CB | Weber State |
| 8 | 208 | Lewis Porter | RB | Southern |
| <i>(from Kansas City)</i> | | | | |
| 9 | 219 | Dave Washington | LB | Alcorn State |
| 10 | 247 | Maurice Fullerton | DT | Tuskegee |
| 11 | 271 | Cleve Bryant | DB | Ohio Univ. |
| 12 | 301 | Greg Jones | RB | UW-Whitewater |
| 13 | 323 | Jim McKoy | CB | Parsons College |
| 14 | 349 | Jeff Slipp | LB | Brigham Young |
| 15 | 375 | Mahe Barakat | K | S. Dakota Tech |
| 16 | 401 | Bob Stewart | QB | Northern Arizona |
| 17 | 427 | Frank Kalfoss | K | Montana State |

1971

| Rd. | No. | Name | Pos. | School |
|-----------------------|-----|-----------------|------|-----------------|
| 1 | 12 | Marv Montgomery | T | So. California |
| 2 | 35 | Dwight Harrison | WR | Texas A&I |
| 4a | 79 | Lyle Alzado | DE | Yankton College |
| <i>(from Boston)</i> | | | | |
| 4b | 87 | Cleo Johnson | CB | Alcorn State |
| 6 | 139 | Harold Phillips | C | Michigan State |
| 7 | 165 | Doug Adams | CB | Ohio State |
| 8 | 187 | Tom Beard | LB | Michigan State |
| <i>(from Houston)</i> | | | | |
| 9 | 217 | John Handy | LB | Purdue |
| 10 | 243 | Carlis Harris | WR | Idaho State |
| 11 | 269 | Roger Roitsch | DT | Rice |
| 12 | 295 | Floyd Franks | WR | Mississippi |
| 13 | 321 | Craig Blackford | QB | Evansville |
| 14 | 350 | Tommy Lyons | C | Georgia |
| 15 | 373 | Lawrence James | RB | Norfolk State |
| 16 | 399 | Steve Thompson | DT | Minnesota |
| 17 | 425 | Jack Simcsak | P-K | Virginia Tech |

1972

| Rd. | No. | Name | Pos. | School |
|----------------------------|-----|-----------------|------|-------------------|
| 1 | 5 | Riley Odoms | TE | Houston |
| 3 | 58 | Bill Phillips | LB | Arkansas State |
| 4 | 102 | Tom Graham | LB | Oregon |
| <i>(from Minnesota)</i> | | | | |
| 5 | 118 | Jim Krieg | WR | Washington |
| <i>(from Philadelphia)</i> | | | | |
| 8 | 186 | Ronnie Estay | LB | Louisiana State |
| 9 | 214 | Floyd Priestner | DB | Boston University |
| 10 | 239 | Richard Wilkins | DE | Maryland-E. Shore |
| 11 | 263 | Larry Brunson | WR | Colorado |
| 12 | 292 | Randy McDougall | DB | Weber State |
| 13 | 317 | Bob Warner | RB | Bloombsburg |
| 14 | 342 | Jerome Kundich | G | Texas-El Paso |
| 15 | 370 | Skip Parmenter | DT | Massachusetts |
| 16 | 395 | Tom Bougus | RB | Boston College |
| 17 | 420 | Lou Harris | RB | So. California |

1973

| Rd. | No. | Name | Pos. | School |
|--|-----|-----------------|------|-----------------|
| 1 | 9 | Otis Armstrong | RB | Purdue |
| 2 | 36 | Barney Chavous | DE | S. Carolina St. |
| 3a | 54 | Paul Howard | G | Brigham Young |
| <i>(from New Orleans through Wash. & Cleve.)</i> | | | | |
| 3b | 70 | John Wood | DT | Louisiana State |
| <i>(from San Francisco through Wash. & S.D.)</i> | | | | |
| 4 | 88 | Tom Jackson | LB | Louisville |
| 5 | 113 | Charles McTorry | DB | Tennessee State |
| 7a | 165 | Mike Askea | T | Stanford |
| 7b | 166 | John Grant | DE | So. California |
| <i>(from Baltimore)</i> | | | | |

| | | | | |
|-----------------------|-----|----------------|----|------------------|
| 9 | 217 | Lyle Blackwood | DB | Texas Christian |
| 10 | 244 | Al Marshall | WR | Boise State |
| 11 | 269 | Elton Brown | DT | Utah State |
| 12 | 296 | Jim O'Malley | LB | Notre Dame |
| 13a | 319 | Ed Smith | DE | Colorado College |
| <i>(from Buffalo)</i> | | | | |
| 13b | 321 | Ed White | RB | Tulsa |
| 14 | 348 | John Hufnagel | QB | Penn State |
| 15 | 373 | Calvin Jones | DB | Washington |
| 16a | 398 | Oliver Ross | RB | Alabama A&M |
| <i>(from Buffalo)</i> | | | | |
| 16b | 200 | Ken Muhlbauer | C | Idaho |
| 17 | 425 | Kenneth Morgan | TE | Elon College |

1974

| Rd. | No. | Name | Pos. | School |
|-------------------------|-----|-----------------|------|-------------------|
| 1 | 14 | Randy Gradishar | LB | Ohio State |
| 2 | 42 | Carl Waver | DT | Tennessee State |
| 3 | 68 | Claude Minor | T | San Diego State |
| <i>(from Cleveland)</i> | | | | |
| 4 | 92 | Ozell Collier | CB | Colorado |
| 6 | 145 | John Winesberry | WR | Stanford |
| 10 | 248 | Charlie Johnson | CB | Southern |
| 11 | 276 | Steve Buchanan | RB | Holy Cross |
| 12 | 301 | Larry Cameron | LB | Alcorn State |
| 13 | 326 | John Clerkley | DT | Fort Valley State |
| 14 | 345 | Rich Marks | DB | Northern Illinois |
| 15 | 379 | Piel Pennington | QB | Massachusetts |
| 16 | 404 | Darrell Austin | T | South Carolina |
| 17 | 432 | Boyd Brown | TE | Alcorn State |

1975

| Rd. | No. | Name | Pos. | School |
|-------------------------------|-----|-------------------|-------|-------------------|
| 1 | 17 | Louis Wright | CB | San Jose State |
| 2 | 43 | Charlie Smith | DE | N. Carolina Cent. |
| 3a | 54 | Mike Franckowiak | QB/KS | Central Michigan |
| <i>(from New York Giants)</i> | | | | |
| 3b | 69 | Drew Mahalic | LB | Notre Dame |
| 4a | 84 | Steve Taylor | DB | Georgia |
| <i>(from Kansas City)</i> | | | | |
| 4b | 95 | Rick Upchurch | WR | Minnesota |
| 5a | 107 | Stan Rogers | T | Maryland |
| <i>(from Atlanta)</i> | | | | |
| 5b | 121 | Rubin Carter | DT | Miami (Fla.) |
| 8 | 199 | Steve Foley | S-QB | Tulane |
| 9 | 225 | Roussell Williams | DB | Arizona |
| 10 | 240 | Hank Englehardt | C | Pacific |
| <i>(from Kansas City)</i> | | | | |
| 10 | 251 | Steve Haggerty | WR | Nevada-Las Vegas |
| 12 | 303 | Harry Walters | LB | Maryland |
| 13 | 329 | Eric Penick | RB | Notre Dame |
| 14 | 355 | Jerry Arnold | G | Oklahoma |
| 15 | 381 | Ken Shelton | TE | Virginia |
| 16 | 401 | Bubba Bridges | DT | Colorado |
| 17 | 433 | Lester Sherman | RB | Albany State |

1976

| Rd. | No. | Name | Pos. | School |
|-------------------------|-----|-----------------|------|-------------------|
| 1 | 15 | Tom Glassic | G | Virginia |
| 2 | 43 | Kurt Knoff | S | Kansas |
| 4 | 107 | Craig Penrose | QB | San Diego State |
| 5 | 139 | Lonnie Perrin | RB | Illinois |
| 8 | 224 | James Betterson | RB | North Carolina |
| 9a | 252 | Jim Czirr | C | Michigan |
| 9b | 260 | Jim Lisko | LB | Arkansas State |
| <i>(from St. Louis)</i> | | | | |
| 10 | 278 | Art Gilliam | DE | Grambling |
| 11 | 306 | Greg Pittman | LB | Iowa State |
| 12 | 334 | Randy Moore | DT | Arizona State |
| 13 | 362 | Donnie McGraw | CB | Houston |
| 14 | 390 | Larry Evans | LB | Mississippi Coll. |
| 15 | 418 | Wilbur Summers | P | Louisville |
| 16 | 446 | John Huddleston | LB | Utah |
| 17 | 474 | Randy Cozens | LB | Pittsburgh |

1977

| Rd. | No. | Name | Pos. | School |
|-----|-----|------------------|------|------------------|
| 1 | 18 | Steve Schindler | G | Boston College |
| 2 | 45 | Rob Lytle | RB | Michigan |
| 4 | 101 | Bill Bryan | C | Duke |
| 7 | 185 | Larry Swider | P | Pittsburgh |
| 8 | 212 | Calvin Culliver | RB | Alabama |
| 9 | 241 | Charles Jackson | NT | Washington |
| 10 | 268 | Orna Middlebrook | WR | Arkansas State |
| 11 | 297 | Phil Heck | LB | California |
| 12 | 324 | Scott Levenhagen | TE | Western Illinois |

1978

| Rd. | No. | Name | Pos. | School |
|-----|-----|--------------|------|----------------|
| 1 | 27 | Don Latimer | DT | Miami (Fla.) |
| 2 | 55 | Bill Gay | TE | So. California |
| 8 | 221 | Frank Smith | T | Alabama A&M |
| 10 | 277 | Vince Kinney | WR | Maryland |
| 11 | 305 | Lacy Brumley | T | Clemson |

1979

| Rd. | No. | Name | Pos. | School |
|-----|-----|-------------------|------|---------------|
| 1 | 22 | Kelvin Clark | T | Nebraska |
| 3 | 77 | Bruce Radford | DE | Grambling |
| 4 | 105 | Charles Jefferson | DB | McNeese State |
| 5 | 132 | Rick Leach | QB | Michigan |
| 6 | 148 | Jeff McIntyre | LB | Arizona State |
| 7 | 188 | Luke Prestridge | P | Baylor |
| 9 | 242 | Charlie Taylor | WR | Rice |
| 11 | 297 | Zachary Dixon | RB | Temple |
| 12 | 325 | David Jacobs | K | Syracuse |

1980

| Rd. | No. | Name | Pos. | School |
|-------------------------|-----|---------------|------|----------------|
| 2 | 42 | Rulon Jones | DE | Utah State |
| <i>(from Cleveland)</i> | | | | |
| 3 | 74 | Larry Carter | DB | Kentucky |
| 4 | 107 | Rick Parros | RB | Utah State |
| 5a | 131 | Mike Harden | S | Michigan |
| 5b | 136 | Laval Short | NT | Colorado |
| <i>(from San Diego)</i> | | | | |
| 6 | 157 | Keith Bishop | G | Baylor |
| 7 | 184 | John Havekost | G | Nebraska |
| 8 | 197 | Don Coleman | WR | Oregon |
| <i>(from Baltimore)</i> | | | | |
| 9 | 243 | Greg Bracelin | LB | California |
| 10 | 270 | Virgil Seay | RS | Troy State |
| 11 | 297 | Phil Farris | WR | North Carolina |

1981

| Rd. | No. | Name | Pos. | School |
|-----------------------|-----|-----------------|------|----------------|
| 1 | 15 | Dennis Smith | S | So. California |
| 2 | 42 | Clay Brown | TE | Brigham Young |
| 4 | 98 | Mark Herrmann | QB | Purdue |
| 5 | 125 | Ken Lanier | T | Florida State |
| 6 | 151 | Alvin Lewis | RB | Colorado State |
| 7 | 181 | Steve Busick | LB | So. California |
| 9 | 234 | Rusty Olsen | DE | Washington |
| 11 | 290 | Pat Walker | WR | Miami (Fla.) |
| 12a | 317 | John Hanker | LB | Notre Dame |
| <i>(from Detroit)</i> | | | | |
| 12b | 321 | Mandel Robinson | RB | Wyoming |

1982

| Rd. | No. | Name | Pos. | School |
|-----------------------|-----|------------------|------|----------------------|
| 1 | 21 | Gerald Willhite | RB | San Jose State |
| 2 | 50 | Orlando McDaniel | WR | Louisiana State |
| 4 | 106 | Dan Plater | WR | Brigham Young |
| <i>(from Buffalo)</i> | | | | |
| 5 | 131 | Sammy Winder | RB | Southern Mississippi |
| 7 | 189 | Alvin Ruben | DE | Houston |
| 9 | 243 | Keith Uecker | T | Auburn |
| 10 | 274 | Ken Woodard | LB | Tuskegee |
| 11 | 300 | Stuart Yatsko | G | Oregon |
| 12 | 327 | Brian Clark | G | Clemson |

1983

| Rd. | No. | Name | Pos. | School |
|---------------------------|-----|------------------|-------|-------------------|
| 1 | 4 | Chris Hinton | G | Northwestern |
| 2 | 31 | Mark Cooper | T | Miami (Fla.) |
| 3 | 60 | Clinton Sampson | WR | San Diego State |
| 5a | 116 | Weedy Harris | LB | Houston |
| 5b | 125 | Bruce Baldwin | CB | Harding |
| <i>(from New Orleans)</i> | | | | |
| 6 | 143 | Victor Heflin | CB | Delaware State |
| 7 | 172 | Myron Dupree | CB | N. Carolina Cent. |
| 8 | 197 | Gary Kubiak | QB | Texas A&M |
| <i>(from Baltimore)</i> | | | | |
| 9 | 228 | Brian Hawkins | CB | San Jose State |
| 10 | 254 | Walt Bowyer | DE | Arizona State |
| 11 | 283 | Don Bailey | C | Miami (Fla.) |
| 12 | 310 | Karl Mecklenburg | NT/DE | Minnesota |

1984

| Rd. | No. | Name | Pos. | School |
|---|-----|----------------|-------|-----------------|
| 2 | 46 | Andre Townsend | NT/DE | Mississippi |
| 3 | 78 | Tony Lilly | S | Florida |
| 4 | 89 | Randy Robbins | CB | Arizona |
| <i>(from San Diego through Tampa Bay)</i> | | | | |
| 6 | 159 | Aaron Smith | LB | Utah State |
| 7 | 186 | Clarence Kay | TE | Georgia |
| 8a | 207 | Winford Hood | G | Georgia |
| <i>(from Green Bay)</i> | | | | |
| 8b | 218 | Scott Garnett | NT | Washington |
| 9 | 245 | Chris Brewer | RB | Arizona |
| 10 | 272 | Bobby Micho | TE | Texas |
| 11 | 298 | Gene Lang | RB | Louisiana State |
| 12 | 326 | Murray Jarman | WR | Clemson |

1984 SUPPLEMENTAL DRAFT

| Rd. | No. | Name | Pos. | School |
|-----|-----|-----------------|------|----------|
| 1 | 19 | Freddie Gilbert | DE | Georgia |
| 2 | 46 | Rick Massie | WR | Kentucky |
| 3 | 78 | Reggie Smith | T | Kansas |

1985

| Rd. | No. | Name | Pos. | School |
|---------------------------|-----|----------------|------|--------------------|
| 1 | 26 | Steve Sewell | RB | Oklahoma |
| 2a | 31 | Vance Johnson | WR | Arizona |
| <i>(from Houston)</i> | | | | |
| 2b | 54 | Simon Fletcher | DE | Houston |
| 4 | 110 | Keli McGregor | TE | Colorado State |
| 5 | 139 | Billy Hinson | G | Florida |
| <i>(from Miami)</i> | | | | |
| 7 | 194 | Dallas Cameron | NT | Miami (Fla.) |
| 8 | 222 | Eric Riley | CB | Florida State |
| 9 | 249 | Daryl Smith | CB | North Alabama |
| 10a | 269 | Buddy Funck | QB | New Mexico |
| <i>(from New England)</i> | | | | |
| 10b | 278 | Ron Anderson | LB | Southern Methodist |
| 11 | 306 | Gary Rolle | WR | Florida |
| 12 | 334 | Dan Lynch | G | Washington St. |

1986

| Rd. | No. | Name | Pos. | School |
|-----|-----|---|------|----------------------|
| 4 | 104 | Jim Juriga | G | Illinois |
| 5 | 134 | Tony Colorito | NT | So. California |
| 6a | 151 | Orson Mobley <i>(from Green Bay)</i> | TE | Salem College (W.V.) |
| 6b | 161 | Mark Jackson | WR | Purdue |
| 7 | 188 | Ray Phillips | LB | N. Carolina St. |
| 8 | 217 | Bruce Klostermann | LB | S. Dakota St. |
| 9 | 244 | Joe Thomas | WR | Miss. Valley St. |
| 10 | 271 | Victor Hall | TE | Jackson State |
| 11 | 301 | Thomas Dendy | RB | South Carolina |

ALL-TIME DRAFT CHOICES, CONT.

| 1987 | | | | |
|------|-----|------------------|------|-------------------|
| Rd. | No. | Name | Pos. | School |
| 1 | 27 | Ricky Nattiel | WR | Florida |
| 3 | 86 | Michael Brooks | LB | Louisiana State |
| 4 | 111 | Marc Munford | LB | Nebraska |
| 6 | 167 | Warren Marshall | RB | James Madison |
| 7 | 194 | Wilbur Strozier | TE | Georgia |
| 8 | 222 | Dan Morgan | G | Penn State |
| 9 | 250 | Bruce Plummer | CB | Mississippi State |
| 10 | 278 | Rafe Wilkinson | LB | Richmond |
| 11a | 299 | Steve Roberts | DE | Washington |
| | | (from L.A. Rams) | | |
| 11b | 306 | Tommy Neal | RB | Maryland |
| 12 | 334 | Tyrone Braxton | CB | North Dakota St. |

| 1988 | | | | |
|------|-----|-------------------|------|-------------------|
| Rd. | No. | Name | Pos. | School |
| 1 | 26 | Ted Gregory | NT | Syracuse |
| 2 | 45 | Gerald Perry | T | Southern |
| 3 | 79 | Kevin Guidry | CB | Louisiana State |
| 5 | 136 | Corris Ervin | CB | Central Florida |
| 7a | 174 | Pat Kelly | TE | Syracuse |
| | | (from L.A. Rams) | | |
| 7b | 192 | Garry Frank | G | Mississippi State |
| 9 | 248 | Mel Farr Jr. | RB | UCLA |
| 10 | 268 | Channing Williams | RB | Arizona |
| | | (from Pittsburgh) | | |
| 11 | 304 | Richard Calvin | RB | Washington State |
| 12 | 332 | Johnny Carter | NT | Grambling |

| 1989 | | | | |
|------|-----|-------------------|------|-------------------|
| Rd. | No. | Name | Pos. | School |
| 1 | 20 | Steve Atwater | S | Arkansas |
| | | (from Cleveland) | | |
| 2a | 41 | Doug Widell | G/T | Boston College |
| 2b | 47 | Warren Powers | DE | Maryland |
| | | (from Cleveland) | | |
| 3 | 69 | Darrell Hamilton | T | North Carolina |
| 4 | 97 | Jake McCullough | DE | Clemson |
| 5 | 132 | Darren Carrington | CB | Northern Arizona |
| | | (from Cleveland) | | |
| 6 | 152 | Anthony Stafford | WR | Oklahoma |
| 7 | 180 | Melvin Bratton | RB | Miami (Fla.) |
| 8 | 208 | Paul Green | TE | So. California |
| 9a | 236 | Monte Smith | G | North Dakota |
| 9b | 241 | Wayne Williams | RB | Florida |
| | | (from Cleveland) | | |
| 10 | 264 | Anthony Butts | NT | Mississippi State |
| 11 | 292 | Richard Shelton | CB | Liberty |
| 12 | 320 | John Javis | WR | Howard |

| 1989 SUPPLEMENTAL DRAFT | | | | |
|-------------------------|-----|----------------|------|---------|
| Rd. | No. | Name | Pos. | School |
| 1 | | Bobby Humphrey | RB | Alabama |

| 1990 | | | | |
|------|-----|---------------------|------|-----------------|
| Rd. | No. | Name | Pos. | School |
| 2 | 52 | Alton Montgomery | DB | Houston |
| 4 | 92 | Jeroy Robinson | LB | Texas A&M |
| | | (from Dallas) | | |
| 5a | 111 | Jeff Davidson | G | Ohio State |
| | | (from Atlanta) | | |
| 5b | 136 | Le-Lo Lang | DB | Washington |
| 6 | 164 | Ronnie Haliburton | TE | Louisiana State |
| 7 | 192 | Shannon Sharpe | WR | Savannah State |
| 8 | 219 | Brad Leggett | C | So. California |
| 9 | 247 | Todd Ellis | QB | South Carolina |
| 10a | 259 | James Szymanski | DE | Michigan State |
| | | (from Indianapolis) | | |
| 10b | 275 | Anthony Thompson | LB | East Carolina |

| 1991 | | | | |
|------|-----|------------------|------|-----------------------|
| Rd. | No. | Name | Pos. | School |
| 1 | 4 | Mike Croel | LB | Nebraska |
| 2 | 30 | Reggie Johnson | TE | Florida State |
| 3 | 61 | Keith Traylor | LB | Central State (Okla.) |
| 4 | 89 | Derek Russell | WR | Arkansas |
| | | (from L.A. Rams) | | |
| 5 | 115 | Greg Lewis | RB | Washington |
| 6 | 142 | Nick Subis | T/C | San Diego State |
| 8 | 200 | Kenny Walker | DE | Nebraska |
| 9 | 227 | Don Gibson | NT | So. California |
| 10 | 253 | Curtis Mayfield | WR | Oklahoma State |
| 11 | 284 | Shawn Moore | QB | Virginia |

| 1992 | | | | |
|------|-----|----------------------|------|----------------|
| Rd. | No. | Name | Pos. | School |
| 1 | 25 | Tommy Maddox | QB | UCLA |
| 2 | 54 | Shane Dronett | DE | Texas |
| 4 | 110 | Chuck Johnson | T/G | Texas |
| 5 | 137 | Frank Robinson | CB | Boise State |
| 7a | 170 | Ron Geater | DE | Iowa |
| | | (from Tampa Bay) | | |
| 7b | 181 | Jim Johnson | T | Michigan State |
| | | (from New York Jets) | | |
| 7c | 193 | Jon Bostick | WR | Nebraska |
| 8 | 208 | Dietrich Lockridge | T/G | Jackson State |
| | | (from New York Jets) | | |
| 9 | 249 | Muhammad Oliver | CB | Oregon |
| 10 | 278 | Bob Meeks | C/T | Auburn |
| 11 | 305 | Cedric Tillman | WR | Alcorn State |
| 12 | 334 | John Granby | CB/S | Virginia Tech |

| 1993 | | | | |
|------|-----|--------------------|------|------------------|
| Rd. | No. | Name | Pos. | School |
| 1 | 11 | Dan Williams | DE | Toledo |
| | | (from Cleveland) | | |
| 2 | 43 | Glyn Milburn | RB | Stanford |
| 3a | 69 | Rondell Jones | S | North Carolina |
| | | (from L.A. Rams) | | |
| 3b | 70 | Jason Elam | P/K | Hawaii |
| 4 | 98 | Jeff Robinson | DE | Idaho |
| 5 | 126 | Kevin Williams | RB | UCLA |
| 6 | 154 | Melvin Bonner | WR | Baylor |
| 7a | 169 | Clarence Williams | TE | Washington State |
| | | (from New England) | | |
| 7b | 182 | Tony Kimbrough | WR | Jackson State |
| 8 | 210 | Brian Stablein | WR | Ohio State |

| 1994 | | | | |
|------|-----|------------------------|------|-----------------|
| Rd. | No. | Name | Pos. | School |
| 2 | 51 | Allen Aldridge | LB | Houston |
| 4 | 123 | Randy Fuller | CB | Tennessee State |
| 7a | 210 | Keith Burns | LB | Oklahoma State |
| 7b | 212 | Butler By'not'e | RB | Ohio State |
| | | (from Green Bay) | | |
| 7c | 218 | Tom Nalen | C | Boston College |
| | | (from New York Giants) | | |

| 1995 | | | | |
|------|-----|-------------------|------|--------------------|
| Rd. | No. | Name | Pos. | School |
| 4a | 121 | Jamie Brown | T | Florida A&M |
| | | (from Minnesota) | | |
| 4b | 124 | Ken Brown | LB | Virginia Tech |
| | | (from Dallas) | | |
| 5 | 146 | Phil Yeboah-Kodie | LB | Penn State |
| 6a | 182 | Fritz Fequiere | G | Iowa |
| 6b | 196 | Terrell Davis | RB | Georgia |
| | | (from Minnesota) | | |
| 7a | 218 | Steve Russ | LB | Air Force |
| 7b | 222 | Byron Chamberlain | WR | Wayne State (Neb.) |
| | | (from Atlanta) | | |

| 1996 | | | | |
|------|-----|------------------|------|------------------|
| Rd. | No. | Name | Pos. | School |
| 1 | 15 | John Mobley | LB | Kutztown |
| 2 | 44 | Tory James | CB | Louisiana State |
| 3a | 65 | Detron Smith | FB | Texas A&M |
| | | (from Baltimore) | | |
| 3b | 78 | Mark Campbell | DT | Florida |
| 4a | 100 | Jeff Lewis | QB | Northern Arizona |
| | | (from Baltimore) | | |
| 4b | 122 | Darrius Johnson | CB | Oklahoma |
| | | (from Carolina) | | |
| 5 | 149 | Patrick Jeffers | WR | Virginia |
| | | (from Carolina) | | |
| 6 | 181 | Tony Veland | S | Nebraska |
| 7a | 213 | Leslie Ratliffe | T | Tennessee |
| | | (from Baltimore) | | |
| 7b | 226 | Chris Banks | G | Kansas |
| 7c | 235 | L.T. Levine | RB | Kansas |
| | | (from Carolina) | | |
| 7d | 236 | Brian Gragert | P | Wyoming |

| 1997 | | | | |
|------|-----|---------------|------|------------|
| Rd. | No. | Name | Pos. | School |
| 1 | 28 | Trevor Pryce | DT | Clemson |
| 3 | 67 | Dan Neil | G/C | Texas |
| 4 | 124 | Cory Gilliard | S | Ball State |

| 1998 | | | | |
|------|-----|---------------------|------|-------------------|
| Rd. | No. | Name | Pos. | School |
| 1 | 30 | Marcus Nash | WR | Tennessee |
| 2 | 61 | Eric Brown | S | Mississippi State |
| 3 | 91 | Brian Griese | QB | Michigan |
| 4 | 122 | Curtis Alexander | RB | Alabama |
| 5 | 153 | Chris Howard | RB | Michigan |
| 7a | 200 | Trey Teague | T | Tennessee |
| | | (from Philadelphia) | | |
| 7b | 219 | Nate Wayne | LB | Mississippi |

| 1999 | | | | |
|------|-----|--------------------------|------|------------------|
| Rd. | No. | Name | Pos. | School |
| 1 | 31 | Al Wilson | LB | Tennessee |
| 2a | 58 | Montae Reagor | DE | Texas Tech |
| | | (from San Francisco) | | |
| 2b | 61 | Lennie Friedman | G | Duke |
| 3a | 67 | Chris Watson | CB | Eastern Illinois |
| | | (from Carolina) | | |
| 3b | 93 | Travis McGriff | WR | Florida |
| 4 | 127 | Olandis Gary | RB | Georgia |
| 5a | 158 | David Bowers | LB | Western Illinois |
| | | (from Dallas) | | |
| 5b | 167 | Darwin Brown | CB | Texas Tech |
| | | (compensatory selection) | | |
| 6a | 179 | Desmond Clark | TE | Wake Forest |
| | | (from Washington) | | |
| 6b | 204 | Chad Plummer | WR | Cincinnati |
| | | (compensatory selection) | | |
| 7a | 218 | Billy Miller | WR | So. California |
| | | (from Washington) | | |
| 7b | 238 | Justin Swift | TE | Kansas State |

| 2000 | | | | |
|------|-----|--------------------------|------|---------------|
| Rd. | No. | Name | Pos. | School |
| 1 | 15 | Deltha O'Neal | CB | California |
| | | (from Baltimore) | | |
| 2a | 40 | Ian Gold | LB | Michigan |
| 2b | 45 | Kenoy Kennedy | S | Arkansas |
| | | (from Baltimore) | | |
| 3 | 70 | Chris Cole | WR | Texas A&M |
| 4a | 101 | Jerry Johnson | DT | Florida State |
| 4b | 112 | Cooper Carlisle | G/T | Florida |
| | | (from Carolina) | | |
| 5 | 154 | Muneer Moore | WR | Richmond |
| | | (from Seattle) | | |
| 6 | 189 | Mike Anderson | RB | Utah |
| | | (from St. Louis) | | |
| 7a | 214 | Jarius Jackson | QB | Notre Dame |
| 7b | 246 | Leroy Fields | WR | Jackson State |
| | | (compensatory selection) | | |

| 2001 | | | | |
|------|-----|----------------------------------|------|------------|
| Rd. | No. | Name | Pos. | School |
| 1 | 24 | Willie Middlebrooks | CB | Minnesota |
| 2 | 51 | Paul Toviessi | DE | Marshall |
| | | (from Tampa Bay through Buffalo) | | |
| 3 | 87 | Reggie Hayward | DE | Iowa State |
| 4a | 113 | Ben Hamilton | C | Minnesota |
| | | (from Green Bay) | | |
| 4b | 120 | Nick Harris | P | California |
| 6 | 190 | Kevin Kasper | WR | Iowa |

| 2002 | | | | |
|------|-----|--|------|-------------------|
| Rd. | No. | Name | Pos. | School |
| 1 | 19 | Ashley Lelie | WR | Hawaii |
| 2 | 51 | Clinton Portis | RB | Miami (Fla.) |
| 3 | 96 | Dorsett Davis | DT | Mississippi State |
| | | (from New England through Wash. and Balt.) | | |
| 4 | 131 | Sam Brandon | S | Nevada-Las Vegas |
| | | (from New England) | | |
| 5 | 144 | Herb Haygood | WR | Michigan State |
| | | (from New England) | | |
| 6 | 191 | Jeb Putzier | TE | Boise State |
| 7a | 228 | Chris Young | S | Georgia Tech |
| | | (from Atlanta) | | |
| 7b | 231 | Monsanto Pope | DT | Virginia |

| 2003 | | | | |
|------|-----|-----------------------------------|------|-----------------|
| Rd. | No. | Name | Pos. | School |
| 1 | 20 | George Foster | T | Georgia |
| 2 | 51 | Terry Pierce | LB | Kansas State |
| 4a | 108 | Quentin Griffin | RB | Oklahoma |
| | | (from Carolina) | | |
| 4b | 114 | Nick Eason | DT | Clemson |
| 4c | 128 | Bryant McNeal | DE | Clemson |
| | | (from Green Bay through Carolina) | | |
| 5a | 157 | Ben Claxton | C | Mississippi |
| | | (from New England) | | |
| 5b | 158 | Adrian Madise | WR | Texas Christian |
| 6 | 194 | Aaron Hunt | DE | Texas Tech |
| 7a | 227 | Clint Mitchell | DE | Florida |
| 7b | 235 | Ahmaad Galloway | RB | Alabama |

| 2004 | | | | |
|------|-----|-------------------|------|-----------------|
| Rd. | No. | Name | Pos. | School |
| 1 | 17 | D.J. Williams | LB | Miami (Fla.) |
| | | (from Cincinnati) | | |
| 2a | 41 | Tatum Bell | RB | Oklahoma State |
| | | (from Washington) | | |
| 2b | 54 | Darius Watts | WR | Marshall |
| 3 | 85 | Jeremy LeSueur | CB | Michigan |
| 5 | 152 | Jeff Shoate | CB | San Diego State |
| 6a | 171 | Triandos Luke | WR | Alabama |
| | | (from Washington) | | |
| 6b | 190 | Josh Sewell | C | Nebraska |
| 7a | 225 | Matt Mauck | QB | Louisiana State |
| 7b | 247 | Brandon Miree | RB | Pittsburgh |
| 7c | 250 | Bradlee Van Pelt | QB | Colorado State |

| 2005 | | | | |
|------|-----|--------------------------|------|------------------|
| Rd. | No. | Name | Pos. | School |
| 2 | 56 | Darrent Williams | CB | Oklahoma State |
| 3a | 76 | Karl Paymah | CB | Washington State |
| | | (from Washington) | | |
| 3b | 97 | Dominique Foxworth | CB | Maryland |
| | | (compensatory selection) | | |
| 3c | 101 | Maurice Claret | RB | Ohio State |
| | | (compensatory selection) | | |
| 6 | 200 | Chris Myers | OL | Miami (Fla.) |
| 7 | 239 | Paul Ernster | K | Northern Arizona |

| 2006 | | | | |
|------|-----|--------------------------|------|------------------|
| Rd. | No. | Name | Pos. | School |
| 1 | 11 | Jay Cutler | QB | Vanderbilt |
| | | (from St. Louis) | | |
| 2 | 61 | Tony Scheffler | TE | Western Michigan |
| 4a | 119 | Brandon Marshall | WR | Central Florida |
| | | (from Washington) | | |
| 4b | 126 | Elvis Dumervil | DE | Louisville |
| 4c | 130 | Domenik Hixon | WR | Akron |
| | | (compensatory selection) | | |
| 5 | 161 | Chris Kuper | G | North Dakota |
| 6 | 198 | Greg Eslinger | C | Minnesota |

MISCELLANEOUS PLAYER MOVEMENT HISTORY

EQUALIZATION, EXPANSION DRAFTS

- 1962** — **AFL Equalization Draft:** Broncos obtain OG John Denvir from San Diego, OE Jerry Richardson from San Diego, QB Richie Lucas from Buffalo, DT Ike Lassiter from Dallas and HB Charles Bolden from Houston.
- 1966** — **Expansion Draft:** Broncos lost LB Tom Erlandson, DE Ed Cooke, OG Tommy Nomina and DB John McGeever to the Miami Dolphins.
- 1968** — **Expansion Draft:** Broncos lost RB Cookie Gilchrist, OG Pat Matson, LB Henry Sorrell, RB Mike Kellogg and DB Lonnie Wright to the Cincinnati Bengals.
- 1976** — **Expansion Draft:** Broncos lost T Mike Current and DT Bubba Bridges to Tampa Bay and DB Steve Taylor to Seattle.
- 1995** — **Expansion Draft:** Broncos lost WR Cedric Tillman to Jacksonville and FS Charles Swann to the Carolina Panthers.
- 1999** — **Expansion Draft:** Broncos lost WR Justin Armour to the Cleveland Browns.
- 2001** — **Expansion Draft:** No Broncos players taken by the Houston Texans.

PLAN B FREE AGENT SIGNINGS/LOSSES (1989-92)

- 1989** — **Signed:** T Paul Blair (Chicago), DE Alphonso Carreker (Green Bay), T Bill Contz (New Orleans), TE Doug Cosbie (Dallas), LB Scott Curtis (Philadelphia), RB Kerry Goode (Tampa Bay), CB Wymon Henderson (Minnesota), LB Blake Peterson (Washington), RB Reggie Ware (Raiders), CB Dennis Woodberry (Washington), WR Michael Young (Rams). **Lost:** DE Walt Bowyer (Kansas City), WR Sam Graddy (Raiders), WR Jason Johnson (Pittsburgh).
- 1990** — **Signed:** LB Ty Allert (Philadelphia), RB Lorenzo Hampton (Miami), WR Jason Johnson (Pittsburgh), TE David Little (Philadelphia), DE Mike Mraz (Raiders), CB Elliott Smith (San Diego), LB Rod Stephens (Seattle), TE Chris Verhulst (Houston), DE Robb White (Giants). **Lost:** TE Pat Kelly (Jets), LB Bruce Klostermann (Raiders), C Mike Ruether (Atlanta), LB Randy Thornton (Giants).
- 1991** — **Signed:** CB Charles Dimry (Atlanta), G Crawford Ker (Dallas), FB Robert Perryman (Dallas). **Lost:** LB Marc Munford (Kansas City), RB Kerry Porter (Houston).
- 1992** — **Signed:** TE Robert Awalt (Dallas), G/T Elbert Crawford (New England), QB Steve Pelleur (Kansas City), T Frank Pollack (San Francisco). **Lost:** S Randy Robbins (New England).

UNRESTRICTED FREE AGENT SIGNINGS/LOSSES (1993-2006)

- 1993** — **Signed:** RB Rod Bernstine (San Diego), RB Robert Delpino (Los Angeles Rams), G Brian Habib (Minnesota), T Don Maggs (Houston), LB Dave Wyman (Seattle). **Lost:** LB Michael Brooks (New York Giants), WR Mark Jackson (N.Y. Giants).
- 1994** — **Signed:** WR Jeff Campbell (Detroit), CB Ray Crockett (Detroit), LB Richard Harvey (Buffalo), CB Randy Hilliard (Cleveland), WR Anthony Miller (San Diego). **Lost:** WR Vance Johnson (San Diego).
- 1995** — **Signed:** RB Aaron Craver (Miami), LB Britt Hager (Philadelphia), S Tim Hauck (Green Bay), DT James Jones (Cleveland), OL Bill Lewis (Arizona), DT Mike Lodish (Buffalo), WR Ed McCaffrey (San Francisco), T Reggie McElroy (Minnesota), QB Bill Musgrave (San Francisco), DT Michael Dean Perry (Cleveland), G Mark Schlereth (Washington), T Bill Schultz (Houston), CB Eric Thomas (N.Y. Jets), T Broderick Thompson (Philadelphia), CB Lionel Washington (L.A. Raiders). **Lost:** LB Richard Harvey (New Orleans), T Kirk Scrafford (San Francisco), DT Ted Washington (Buffalo), C/G Dave Widell (Jacksonville).
- 1996** — **Signed:** CB Toi Cook (New Orleans), DT Jumpy Geathers (Atlanta), RB Vaughn Hebron (Philadelphia), LB Bill Romanowski (Philadelphia), WR Mike Sherrard (N.Y. Giants), DE Aaron Wallace (Oakland), DE Alfred Williams (49ers). **Lost:** DT Shane Dronett (Atlanta).
- 1997** — **Signed:** LB Arnold Ale (San Diego), WR Flipper Anderson (Washington), QB Bubby Brister, S Dedrick Dodge (San Francisco), CB Darrien Gordon (San Diego), WR Willie Green (Carolina), FB Howard Griffith (Carolina), RB Derek Loville (San Francisco), RB Anthony Lynn (San Francisco), LB Godfrey Myles (Dallas), DE Neil Smith (Kansas City), T Harry Swayne (San Diego), DT Keith Traylor (Kansas City). **Lost:** RB Aaron Craver (San Diego), S Tim Hauck (Seattle), S Rondell Jones (Baltimore), DE Jeff Robinson (St. Louis), OL Ralph Tamm (Kansas City).
- 1998** — **Signed:** QB Doug Nussmeier (New Orleans), DE Marvin Washington (San Francisco). **Lost:** LB Allen Aldridge (Detroit), G Brian Habib (Seattle).
- 1999** — **Signed:** T Tony Berti (Seattle), CB Dale Carter (Kansas City), DE Carl Reeves (Chicago). **Lost:** LB Keith Burns (Chicago), WR Willie Green (Miami), T Harry Swayne (Baltimore), DE Marvin Washington (San Francisco).
- 2000** — **Signed:** DE Lester Archambeau (Atlanta), G David Diaz-Infante (Philadelphia), QB Gus Frerotte (Detroit), DT Bob Kuberski (New England), CB Jeremy Lincoln (N.Y. Giants), LB Ricardo McDonald (Chicago), DE Kavika Pittman (Dallas), CB Darryl Pounds (Washington). **Lost:** DT Paul Grasmanis (Philadelphia), CB Tory James (Oakland), TE Shannon Sharpe (Baltimore).
- 2001** — **Signed:** T Ethan Brooks (Arizona), FB Tony Carter (New England), LB Henri Crockett (Atlanta), T Todd Fordham (Jacksonville), TE Patrick Hape (Tampa Bay), WR Eddie Kennison (Chicago), DT Leon Lett (Dallas), CB Denard Walker (Tennessee). **Lost:** CB Ray Crockett (Kansas City), TE Byron Chamberlain (Minnesota).
- 2002** — **Signed:** DT Lionel Dalton (Baltimore), LB Terry Killens (San Francisco), S Izell Reese (Dallas), T Ephraim Salaam (Atlanta). **Lost:** CB Eric Davis (Detroit), QB Gus Frerotte (Cincinnati), T Trey Teague (Buffalo).
- 2003** — **Signed:** DT Daryl Gardener (Washington), G Heath Irwin (St. Louis), QB Jake Plummer (Arizona). **Lost:** RB Olandis Gary (Buffalo), CB Tyrone Poole (New England), DT Montae Reagor (Indianapolis), Izell Reese (Buffalo).
- 2004** — **Signed:** DE Marco Coleman (Philadelphia), T Cornell Green (Tampa Bay), QB Mike Quinn (Houston), TE O.J. Santiago (Oakland), TE Jed Weaver (San Francisco). **Lost:** DE Bertrand Berry (Arizona), LB Keith Burns (Tampa Bay), WR Chris Cole (Oakland), LB Ian Gold (Tampa Bay).
- 2005** — **Signed:** TE Stephen Alexander (Detroit), LB Keith Burns (Tampa Bay), RB Ron Dayne (N.Y. Giants), G Cameron Spikes (Arizona). **Lost:** DE Reggie Hayward (Jacksonville), S Kenoy Kennedy (Detroit), LB Donnie Spragan (Miami).
- 2006** — **Signed:** LB Nate Webster (Cincinnati). **Lost:** DT Monsanto Pope (N.Y. Jets).

MAJOR TRADES IN BRONCOS HISTORY

2006

Obtained WR Javon Walker from Green Bay in exchange for 2nd-2006 [traded to Atlanta (CB Jimmy Williams)].
 Obtained 1st-2006 (QB Jay Cutler) from St. Louis in exchange for 1st-2006 (CB Tye Hill) and 3rd-2006 (DT Claude Wroten).
 Obtained 2nd-2006 [traded to Green Bay (then traded pick to Atlanta (CB Jimmy Williams))] in exchange for WR Javon Walker] and 3rd-2006 [traded to St. Louis (TE Domonique Byrd)] from San Francisco in exchange for 1st-2006 (LB Manny Lawson).
 Obtained 1st-2006 [traded to St. Louis (CB Tye Hill) with 3rd-2006 (DT Claude Wroten) for 1st-2006 (QB Jay Cutler)] from Atlanta in exchange for 1st-2006 [traded to N.Y. Jets (C Nick Mangold)], 3rd-2006 [traded to St. Louis (TE Domonique Byrd)] and 4th-2007.

2005

Obtained DE John Engelberger from San Francisco in exchange for CB Willie Middlebrooks.
 Obtained P Todd Sauerbrun from Carolina in exchange for 7th-2006 (DE Stanley McClover) and P Jason Baker.
 Obtained 3rd-2005 (CB Karl Paymah), 1st-2006 [traded to San Francisco (LB Manny Lawson) in exchange for 2nd-2006 [traded to Green Bay (then traded pick to Atlanta (CB Jimmy Williams) in exchange for WR Javon Walker], 3rd-2006 [traded to St. Louis (TE Domonique Byrd)] and 4th-2006 (WR Brandon Marshall) from Washington in exchange for 1st-2005 (QB Jason Campbell).
 Obtained DE Ebenezer Ekuban and DT Michael Myers from Cleveland in exchange for RB Reuben Droughns.
 Obtained DT Gerard Warren from Cleveland in exchange for 4th-2005 [traded through Seattle, Carolina, Green Bay and Philadelphia (T Todd Herremans)].

2004

Obtained DT Ellis Johnson from Atlanta in exchange for a conditional pick (5th-2005: LB Michael Boley).
 Obtained 1st-2004 (LB D.J. Williams) from Cincinnati in exchange for 1st-2004 [traded to St. Louis (RB Steven Jackson) for 1st-2004 (RB Chris Perry) and 4th-2004 (T Stacy Andrews)], 4th-2004 (DE Robert Geathers) and CB Deltha O'Neal.
 Obtained 2nd-2004 (RB Tatum Bell) and CB Champ Bailey from Washington in exchange for RB Clinton Portis.

2003

Obtained 6th-2004 (WR Triandos Luke) from Washington in exchange for DT Lionel Dalton.
 Obtained 4th-2003 (DE Bryant McNeal) and 5th-2003 (C Ben Claxton) from New England in exchange for 4th-2003 (CB Asante Samuel).
 Obtained 4th-2003 (RB Quentin Griffin), 4th-2003 [traded to New England (CB Asante Samuel) in exchange for 4th-2003 (DE Bryant McNeal) and 5th-2003 (C Ben Claxton)] and 7th-2003 (DE Clint Mitchell) from Carolina in exchange for 3rd-2003 (DB Ricky Manning).

2002

Obtained 4th-2002 (S Sam Brandon) and 5th-2002 (WR Herb Haygood) from New England in exchange for 4th-2002 (QB Rohan Davey).
 Obtained 3rd-2002 (DT Dorsett Davis) from Baltimore in exchange for 4th-2002 (P Dave Zastudil) and 5th-2002 (TE Terry Jones).

2001

Obtained 7th-2002 (S Chris Young) from Atlanta in exchange for LB Henri Crockett.
 Obtained 4th-2002 [traded to Baltimore (P Dave Zastudil), along with 5th-2002 (TE Terry Jones)] from Atlanta in exchange for 7th-2001 (S Corey Hall), 7th-2001 (G Kynan Forney) and 7th-2001 (DE Ronald Flemons).
 Obtained 2nd-2001 (DE Paul Toviessi) from Buffalo in exchange for 2nd-2001 (RB Travis Henry) and 4th-2001 (LB Brandon Spoon).

2000

Obtained 4th-2001 [traded back to Buffalo (LB Brandon Spoon) along with 2nd-2001 (RB Travis Henry)] in exchange for 2nd-2001 (DE Paul Toviessi) from Buffalo in exchange for CB Chris Watson.
 Obtained 4th-2001 (C Ben Hamilton) from Green Bay in exchange for LB Nate Wayne.
 Obtained WR Robert Scott from Green Bay in exchange for conditional draft choice.
 Obtained 5th-2000 (WR Muneer Moore) from Seattle in exchange for 6th-2000 (WR James Williams) and 7th-2000 (DB Clifton Black).
 Obtained 1st-2000 (CB Deltha O'Neal) and 2nd-2000 (S Kenoy Kennedy) from Baltimore in exchange for 1st-2000 (WR Travis Taylor).
 Obtained 6th-2000 (RB Mike Anderson) from St. Louis in exchange for RB Derek Loville.
 Obtained S Billy Jenkins from St. Louis in exchange for 5th-2000 (DE Brian Young) and 5th-2001 (traded by St. Louis to Washington who selected WR Darnerian McCants).
 Obtained 7th-2001 [traded to Atlanta (G Kynan Forney)] from Green Bay in exchange for LB David Bowens.

1999

Obtained 7th-2000 [traded to Seattle (DB Clifton Black) along with 6th-2000 (WR James Williams) in exchange for 5th-2000 (WR Muneer Moore)] and 7th-2001 [traded to Atlanta (S Corey Hall) along with 7th-2001 (G Kynan Forney) and 7th-2001 (DE Ronald Flemons) in exchange for 4th-2002] from Washington in exchange for CB Tito Paul.
 Obtained RB John Avery from Miami in exchange for WR Marcus Nash.
 Obtained 6th-1999 (TE Desmond Clark) and 7th-1999 (WR Billy Miller) from Washington in exchange for 5th-1999 (T Derek Smith).
 Obtained 3rd-1999 (CB Chris Watson) and 4th-2000 (G/T Cooper Carlisle) from Carolina in exchange for QB Jeff Lewis.

1998

Obtained 5th-1999 (DE/LB David Bowens) from Dallas in exchange for TE Kendall Watkins.
 Obtained 7th-1998 (T Trey Teague) from Philadelphia in exchange for 6th-1999 (WR Jamie Smith).
 Obtained 2nd-1999 (DE Montae Reagor) from San Francisco in exchange for T Jamie Brown.

1997

Obtained 3rd-1997 (G Dan Neil) from N.Y. Jets for 3rd-1997 (WR Dedric Ward), 6th-1997 (QB Chuck Clements), 7th-1997 (Jason Ferguson) and 6th-1998 (Dustin Johnson).
 Obtained T Tony Jones from Baltimore for 2nd-1997 (DB Kim Herring).

MAJOR TRADES, CONT.

1996

Obtained WR Todd Kinchen from St. Louis for 5th-1997 (Tajé Allen).
Obtained 2nd-1996 [traded to Baltimore (CB Deron Jenkins) for three more picks: 3rd-1996 (RB Detron Smith), 4th-1996 (QB Jeff Lewis) and 7th-1996 (T Leslie Ratliffe)] and 7th-1996 (P Brian Gragert) from Detroit in exchange for RB/KR Glyn Milburn.
Obtained 4th-1996 (S Darrius Johnson), 5th-1996 (WR Patrick Jeffers) and 7th-1996 (RB L.T. Levine) from Carolina for 4th-1996 (Emmanuel McDaniels).

1995

Obtained 4th-1995 (T Jamie Brown) and 6th-1995 (RB Terrell Davis) from Minnesota in exchange for 4th-1995 (QB Chad May).

1994

Obtained 4th-1995 (LB Ken Brown) from Los Angeles Rams in exchange for QB Tommy Maddox.
Obtained 7th-1994 (C Tom Nalen) from New York Giants in exchange for WR Arthur Marshall.
Obtained WR Mike Pritchard and 7th-1995 (TE Byron Chamberlain) from Atlanta in exchange for 3rd-1994 (G Alai Kalanivulu) and 1st-1995 (dealt to Minnesota, which selected WR Derrick Alexander).
Obtained DT Ted Washington from San Francisco in exchange for 5th-1994 (to Green Bay; Dorsey Levens).
Obtained CB Ben Smith from Philadelphia for 3rd-1995 (WR Chris T. Jones) and 5th-1996 (Whit Marshall).

1993

Obtained T Gary Zimmerman from Minnesota in exchange for 1st-1994 (Dewayne Washington), 6th-1994 (Andrew Jordan) and 2nd-1995 (Orlando Thomas).
Obtained 7th-1994 (Butler By not'e) from Green Bay in exchange for G Doug Widell.
Obtained undisclosed conditional draft choice from Minnesota in exchange for WR Vance Johnson.
Obtained 1st-1993 (Dan Williams) from Cleveland for 1st-1993 (Steve Everitt) and 3rd-1993 (Mike Caldwell).
Obtained 3rd-1993 (Rondell Jones) from L.A. Raiders for RB Gaston Green.
Obtained 3rd-1993 (dealt to Cleveland who selected Mike Caldwell) and 7th-1993 (Clarence Williams) from Atlanta for S Alton Montgomery.

1992

Obtained RB Sammie Smith from Miami for RB Bobby Humphrey.
Obtained 7th-1992 (Jim Johnson) and 8th-1992 (Dietrich Lockridge) from New York Jets in exchange for 6th-1992 (Jeff Blake).
Obtained 7th-1992 (Ron Geater) from Tampa Bay in exchange for WR Ricky Nattiel.

1991

Obtained T Harvey Salem from Detroit in exchange for 3rd-1992 (Thomas McLemore).
Obtained RB Gaston Green and 4th-1991 (Derek Russell) from Los Angeles Rams for T Gerald Perry and 12th-1991 (Jeff Pahunkoa).

1990

Obtained DE David Galloway from Phoenix for 8th-1991 (Greg Amsler).
Obtained T/C David Widell from Dallas for 7th-1991 (Leon Lett).
Obtained 8th-1991 (traded back to Phoenix, who selected Greg Amsler) from Phoenix for TE David Little.
Obtained 10th-1990 (James Szymanski) from Los Angeles Raiders for 11th-1990 (Ron Lewis).
Obtained 5th-1990 (Jeff Davidson) from New England for 4th-1991 (dealt to Pittsburgh: Sammy Walker).

1989

Obtained DE Ron Holmes from Tampa Bay for 4th-1990 (Tony Mayberry).
Obtained DE Kevin Brooks and 4th-1990 (Jeroy Robinson) from Dallas for 3rd-1990 (dealt to New England who selected Greg McMurtry).
Obtained K David Treadwell from Phoenix in exchange for 12th-1990 (Ken McMichel).
Obtained 1st-1989 (Steve Atwater), 2nd-1989 (Warren Powers), and a 5th-1989 (Darren Carrington) from Cleveland for 1st-1989 (Eric Metcalf).

1988

Obtained FB Calvin Thomas from Chicago in exchange for undisclosed conditional draft choice.
Obtained NT Shawn Knight from New Orleans for NT Ted Gregory.
Obtained undisclosed future draft choice from Washington in exchange for RB/TE Bobby Micho.
Obtained C Mike Ruether from Phoenix in exchange for LB Ricky Hunley.
Obtained RB Tony Dorsett from Dallas in exchange for conditional 5th-1989 (Jeff Roth).
Obtained rights to S Kip Corrington from Detroit in exchange for conditional undisclosed future draft choice.

1987

Obtained 10th-1988 (Channing Williams) from Pittsburgh for LB Ken Woodard.
Obtained G Stefan Humphries from Chicago for P Bryan Wagner.
Obtained C/G Larry Lee from Miami for 8th-1988 (Louis Cheek).

1986

Obtained 11th-1987 (Steve Roberts) and undisclosed future draft choice (7th-1988; Pat Kelly) from Los Angeles Rams in exchange for LB Steve Busick.
Obtained CB Mark Haynes from the New York Giants in exchange for 2nd-1986 (Pepper Johnson) and 6th-1986 (obtained from Tampa Bay; Giants selected Ron Brown), and 2nd-1987 (Adrian White).

1985

Obtained TE Mike Barber from Los Angeles Rams in exchange for 12th-1986 (Marcus DuPree).
Obtained 2nd-1985 (Vance Johnson) from Houston in exchange for 2nd-1985 (obtained from Tampa Bay; Houston selected Richard Byrd) and 5th-1985 (Lee Johnson).
Obtained 6th-1986 (Orson Mobley) from Green Bay in exchange for QB Scott Brunner.

1984

Obtained 6th-1986 (traded to Giants in 1986 in Mark Haynes deal; Giants selected Ron Brown) from Tampa Bay in exchange for DE Brison Manor.
Obtained rights to LB Ricky Hunley from Cincinnati for 1st-86 (Tim McGee), 3rd-1986 (David Fulcher) and 5th-1987 (Greg Horne).
Obtained WR Butch Johnson from Houston in exchange for 3rd-1985 (Mike Kelley).
Obtained WR Dave Logan from Cleveland in exchange for 4th-1984 (Rickey Bolden).
Obtained QB Scott Brunner from New York Giants in exchange for 4th-1984 (Gary Reasons).
Obtained 4th-1984 (Randy Robbins) and conditional undisclosed future draft choice (2nd-1985; traded to Houston who selected Richard Byrd) from Tampa Bay in exchange for QB Steve DeBerg.
Obtained TE Eason Ramson from San Francisco in exchange for 5th-1984 (dealt to Atlanta: Cliff Benson).
Obtained LB Stan Blinks from New York Jets in exchange for 6th-1985 (Rich Miano).

1983

Obtained 5th-1985 (Billy Hinson) from Miami in exchange for LB Larry Evans.
Obtained 8th-1984 (Winford Hood) from Green Bay in exchange for DE Greg Boyd.
Obtained rights to QB John Elway from Baltimore Chris Hinton, 1st-1984 (Ron Solt), and QB Mark Herrmann.

1982

Obtained 4th-1984 (dealt to Cleveland for Dave Logan; Cleveland selected Rickey Bolden) from New Orleans in exchange for T Kelvin Clark.
Obtained S J.T. Thomas from Pittsburgh in exchange for 8th-1983 (Henry Odom).
Obtained linebacker Robert L. Jackson from Cleveland for 6th-1982 (Mike Whitwell).
Obtained 1st-1982 (Gerald Willhite) and 4th-1982 (Dan Plater) from Buffalo Bills for 1st-1982 (Perry Tuttle).

1981

Obtained QB Steve DeBerg from San Francisco for 4th-1983 (dealt to Rams who selected Chuck Nelson).
Obtained WR Wade Manning from Buffalo for 8th-1982 (dealt to Dallas who selected George Peoples).
Obtained future undisclosed draft choice (5th-1983; Bruce Baldwin) from New Orleans for LB Rob Nairne.
Obtained RB Tony Reed from Kansas City for 3rd-1981 (Roger Taylor) and 4th-1982 (Stuart Anderson).

1980

Obtained WR Emery Moorehead from New York Giants for 8th-1981 (Mark Reed).
Obtained RB Don Hardeman from Baltimore for 12th-1980 (Marvin Sims).
Obtained CB Perry Smith from St. Louis for 8th-1980 (Grant Hudson) and 10th-1981 (Jim Joiner).
Obtained RB Lawrence McCutcheon from Los Angeles for 3rd-1982 (dealt to Houston; Robert Abraham).
Obtained QB Matt Robinson from N.Y. Jets for 1st-1980 (dealt to San Francisco, who selected Jim Stuckey), 2nd-1980 (Ralph Clayton) and QB Craig Penrose.

1979

Obtained 8th-1980 (Don Coleman) from Baltimore for P Bucky Dilts.
Obtained 2nd-1980 (Rulon Jones) and 5th-1980 (Laval Short) and 3rd-1981 (traded to Kansas City who selected Roger Taylor) for DE Lyle Alzado.

1978

Obtained OT Tom Neville from New England for 10th-1979.
Obtained DB Charlie West and 6th-1979 (McIntyre) for TE Bill Gay.
Obtained future undisclosed draft choice from Detroit for center Mike Montler.

1977

Obtained RB Jim Jensen from Dallas for 6th-1979 (Martin Cox).
Obtained OT Andy Maurer from San Francisco for 9th-1978 (Steve McDaniels).
Obtained C Mike Montler from Buffalo for 2nd-1979 (Jim Haslett).
Obtained DB Bernard Jackson from Cincinnati for 3rd-1978 (Don Bass) and 7th-1978 (G Dan Bass).
Obtained QB Craig Morton from the New York Giants for QB Steve Ramsey and 5th-1978 (Brian DeRoo).

1976

Obtained LB Godwin Turk from New York Jets for 5th-1977 (Gary Gregory).
Obtained OT Bill Bain from Green Bay for 3rd-1977 (Rick Scribner).
Obtained 9th-1976 (Jim Lisko) from St. Louis for DB Jeff Severson.

1975

Obtained DB Jeff Severson from Houston for 7th-1976 (Larry Harris).
Obtained past considerations from Kansas City for TE Billy Masters.
Obtained C Phil Olsen from Los Angeles for WR Otto Stowe, 3rd-1976 and 6th-1977 (Art Best).
Obtained DB Clarence Ellis from Atlanta for DB Charles Greer, WR Jerry Simmons and 6th-1976 (Stan Varner).
Obtained DT Greg Marx and 5th-1975 (Stan Rogers) from Atlanta for G Larron Jackson.

1974

Obtained 4th-1975 (Steve Taylor) from Kansas City for LB Tom Graham.
Obtained 10th-1975 (Hank Englehardt) from Kansas City for T Tom Drougas.
Obtained 3rd-1975 (Mike Franckowiak) from New York Giants for RB Joe Dawkins.
Obtained RB Jon Keyworth from Washington for 6th-1975 (Mark Doak) and 11th-1975 (Ardell Johnson).
Obtained DB John Rowser from Pittsburgh for 6th-1974 (James Wolfe) and 9th-1974 (Tommy Reamon).

1973

Obtained LB Ray May from Baltimore for 3rd-1974 (Robert Pratt) and 8th-1974 (Paul Miles).
Obtained DB Dale Hackbart from St. Louis for 10th-1974 (Greg Hartle).
Obtained LB Bill Laskey from Baltimore for 7th-1974 (Dan Dickel).
Obtained WR Gene Washington from Minnesota for WR Rod Sherman and 5th-1974 (Jim Ferguson).

1972

Obtained 3rd-1974 (Claudie Minor) and 6th-1974 (traded to Pittsburgh, who selected James Wolfe) from Cleveland for QB Don Horn.
Obtained WR Haven Moses from Buffalo for WR Dwight Harrison.
Obtained 3rd-1973 (Paul Howard) from Cleveland for DE Rich Jackson.
Obtained C Bobby Maples from Pittsburgh for 6th-1973 (Ron Bell).

MAJOR TRADES, CONT.

Obtained T Rick Sharp from Pittsburgh for 8th-1973 (Loren Toews).
 Obtained DE-T Lloyd Voss from Pittsburgh for 5th-1973 (Dave Reavis).
 Obtained QB Charley Johnson from Houston for 3rd-1973 (dealt to Baltimore, who selected Bill Olds).
 Obtained RB Eddie Ray and 3rd-1973 (John Wood) from San Diego for DT Dave Costa.
 Obtained 7th-1973 (John Grant) from Baltimore for TE John Mosier.
 Obtained LB Al Andrews from Buffalo for LB Dave Washington.
 Obtained 5th-1973 (traded to Pittsburgh, who selected Dave Reavis) from New Orleans for LB John Huard.

1971

Obtained RB Joe Dawkins from Houston for RB Dickie Post.
 Obtained OG Larron Jackson and 5th-1972 from Houston for DB Cleophus Johnson.
 Obtained LB Olen Underwood from Houston for OG Bob Young.
 Obtained 5th-1972 (Jim Krieg) from Philadelphia for QB Pete Liske.
 Obtained RB Dickie Post from San Diego for 2nd-1972 (dealt to Rams, who selected Jim Bertelsen).
 Obtained QB Steve Ramsey from New Orleans for 4th-1972 (dealt to Dallas, who selected Tim Kearney).
 Obtained T Roger Shoals from Detroit for LB Carl Cunningham.
 Obtained QB John Stofa from Miami for 7th-1972 (Bill Adams).
 Obtained DB Butch Byrd from Buffalo for 5th-1972 (Robert Penchion).
 Obtained DB Leroy Mitchell from Houston for DB John Charles.
 Obtained DB John Charles and 4th-1972 (Tom Graham) from Minnesota for WR Al Denson.
 Obtained QB Don Horn and 1st-1972 (Riley Odums) from Green Bay for DE Alden Roche and 1st-1972 (Willie Buchanan).
 Obtained K Jim Turner from New York Jets for K Bobby Howfield.

1970

Obtained DB Cornell Gordon from New York Jets for DB Gus Hollomon.
 Obtained TE Jim Whalen from Boston for TE Tom Beer.
 Obtained DB Paul Martha from Pittsburgh for C Walter Highsmith and T Wallace Dickey.
 Obtained RB Booker Edgers from Buffalo for 5th-1972 (dealt to Houston and then Atlanta; Billy Taylor).
 Obtained FB Willis Crenshaw from St. Louis for 3rd-1971 (Jim Livesay).
 Obtained TE Billy Masters from Buffalo for 5th-1971 (Tim Beamer).
 Obtained 8th-1971 (Tom Beard) from Houston for RB Tom Smiley.
 Obtained 4th-1971 (Lyle Alzado) from Boston for K Charlie Gogolak.

1969

Obtained RB Tom Smiley from Cincinnati for WR Eric Crabtree.
 Obtained T Walt Barnes from Kansas City for 8th-1970 (Fred Barry).

1968

Obtained a future draft choice from the N.Y. Jets for DB Nemiah Wilson, later cancelled when Wilson was cut by the Jets.
 Obtained 4th-1969 (Mike Schnitker) from Kansas City for DT Curley Culp.
 Obtained 3rd-1968 (Robert Vaughan) from Kansas City for DB Goldie Sellers.
 Obtained 4th-1968 (Drake Garrett) from Kansas City for RB Wendell Hayes.
 Obtained 6th-1969 (Wandy Williams) from Buffalo for RB Charlie Mitchell.

1967

Obtained QB Steve Tensi from San Diego for 1st-1968 (Russ Washington) and 1st-1969 (Marty Domres).
 Obtained OG Dick Tyson, LB Ray Schmutz and DE Rich Jackson from Oakland for WR Lionel Taylor and C Jerry Sturm.
 Obtained RB Cookie Gilchrist, QB George Wilson, OG Ernie Park and DE Earl Faison from Miami for DE Dan LaRose, LB Jerry Hopkins RB Abner Haynes, and 6th-1968 (Kim Hammond).
 Obtained WR Bill Cronin from Miami for DT Ray Jacobs.
 Obtained DT Dave Costa from Buffalo for 4th-1968 (Edgar Chandler).
 Obtained DT Rex Mirich and 3rd-1967 (dealt to Buffalo, who selected Tom Rhoads) from Oakland for DB Willie Brown and QB Mickey Slaughter.

1966

Obtained 3rd-1967 (Mike Current) and 5th-1967 (Fran Lynch) from Miami for RB Cookie Gilchrist.
 Obtained LB Archie Matsos from Oakland for RB Hewritt Dixon.

1965

Obtained RB Cookie Gilchrist from Buffalo for RB Billy Joe.
 Obtained RB Abner Haynes from Kansas City for LB Jim Fraser.

1964

Obtained DT Stan Fanning and 6th-1964 (Al Denson) from Oakland for RB Gene Mingo.
 Obtained QB Jacky Lee for two years use from Houston for 1st-1965 and DT Bud McFadin.
 Obtained LB Marv Matuszak and DB Billy Atkins from Buffalo for C Walt Cudzik.
 Obtained DT-K Dick Guesman, DE Ed Cooke, DT Charlie Janerette, OG Sid Fournet and LB Jim Price from New York Jets for DB Bob Zeman, LB Wahoo McDaniel, WR Gene Prebola and DT Gordy Holz.

1962

Obtained RB Bo Dickinson from Dallas for OB Carl Larpenner.
 Obtained HB Bob Scarpitto, DB Bob Zeman and OE Luther Hayes from San Diego for cash.

1960

Obtained DB Goose Gonsoulin from Dallas for FB Jack Spikes.

BRONCOS ALL-TIME ROSTER

List includes players who spent time on the active roster during the regular or postseason. **Current players in bold.**
 † Indicates player was signed during 1987 strike, and played only during that three-game span as a replacement player
 * Indicates information is incomplete; does not include starts for seasons prior to 1968

| A | | | | | | | | | |
|-------|----------------------------|-------|------|------|--------------------------|-----|-----|------------|--|
| No. | Name | Pos. | Hgt. | Wgt. | College | GP | GS | Years | |
| 21 | Hamza Abdullah | S | 6-2 | 213 | Washington State | 1 | 0 | 2005 | |
| 81 | Bob Adams | TE | 6-2 | 225 | Pacific | 2 | 0 | 1975 | |
| 12/81 | Charlie Adams | WR | 6-2 | 190 | Hofstra | 24 | 2 | 2003-05 | |
| 73 | Scott Adams | T | 6-6 | 315 | Georgia | 0 | 0 | 1997 | |
| 60 | Kenneth M. Adamson | G | 6-2 | 235 | Notre Dame | 32 | N/A | 1960-62 | |
| 57 | Allen Aldridge | LB | 6-1 | 245 | Houston | 64 | 45 | 1994-97 | |
| 68 | Steve Alexakos | G | 6-2 | 260 | San Jose State | 8 | 1 | 1970 | |
| 58 | Elijah Alexander | LB | 6-2 | 230 | Kansas State | 41 | 24 | 1993-95 | |
| 40 | Jeff Alexander | RB | 6-0 | 232 | Southern | 21 | 6 | 1989, 1992 | |
| 69 | P.J. Alexander | T | 6-4 | 297 | Syracuse | 5 | 0 | 2003-05 | |
| 80 | Ray Alexander | WR | 6-4 | 195 | Florida A&M | 8 | 0 | 1984 | |
| 45 | Roc Alexander | CB | 5-10 | 190 | Washington | 26 | 1 | 2004-05 | |
| 82 | Stephen Alexander | TE | 6-4 | 250 | Oklahoma | 16 | 15 | 2005 | |
| 25 | Ted Alfien | RB | 6-0 | 195 | Springfield College | 4 | 0 | 1969 | |
| 22 | Elihu (Buddy) Allen | HB | 5-11 | 193 | Utah State | 1 | N/A | 1961 | |
| 24 | Donald R. Allen | FB | 6-0 | 200 | Texas | 10 | N/A | 1960 | |
| 57 | Ty Allert | LB | 6-2 | 233 | Texas | 7 | 0 | 1990 | |
| 73 | Henry Allison | T | 6-3 | 255 | San Diego State | 3 | 0 | 1977 | |
| 62 | Vaughn S. (Buddy) Alliston | LB | 6-0 | 218 | Mississippi | 11 | N/A | 1960 | |
| 94 | Luis Almanzar | DT | 6-3 | 295 | Southwest Missouri State | 0 | 0 | 2003 | |
| 77 | Lyle Alzado | DE | 6-3 | 255 | Yankton College | 99 | 98 | 1971-78 | |
| 22 | David R. Ames | HB | 6-0 | 185 | Richmond | 7 | N/A | 1961 | |
| 23 | Marques Anderson | S | 5-11 | 210 | UCLA | 6 | 0 | 2005 | |
| 38 | Mike Anderson | RB | 6-0 | 230 | Utah | 74 | 51 | 2000-05 | |
| 11 | Robert Anderson | HB | 6-0 | 208 | Colorado | 48 | 22 | 1970-73 | |
| 83 | Willie "Flipper" Anderson | WR | 6-0 | 175 | UCLA | 4 | 0 | 1997 | |
| 86 | Mitch Andrews | TE | 6-2 | 239 | Louisiana State | 8 | 3 | 1987 | |
| 84 | Lou Andrus | LB | 6-6 | 230 | Brigham Young | 8 | N/A | 1967 | |
| 92 | Lester Archambeau | DE | 6-5 | 275 | Stanford | 3 | 0 | 2000 | |
| 83 | Justin Armour | WR | 6-4 | 210 | Stanford | 8 | 0 | 1998 | |
| 24 | Otis Armstrong | RB | 5-10 | 196 | Purdue | 96 | 58 | 1973-80 | |
| 65 | LeFrancis Arnold | G/C | 6-3 | 245 | Oregon | 2 | 0 | 1974 | |
| 73 | Mike Askea | T | 6-4 | 260 | Stanford | 4 | 0 | 1973 | |
| 28 | Billy Atkins | DB | 6-1 | 196 | Auburn | 3 | N/A | 1964 | |
| 74 | Frank Atkinson | DE | 6-3 | 240 | Stanford | 3 | N/A | 1964 | |
| 47 | George Atkinson | S | 6-0 | 180 | Morris Brown | 6 | 0 | 1979 | |
| 27 | Steve Atwater | S | 6-3 | 217 | Arkansas | 155 | 155 | 1989-98 | |
| 33 | John Avery | RB | 5-9 | 190 | Mississippi | 7 | 0 | 1999 | |
| 67 | John Ayers | G | 6-5 | 258 | West Texas State | 9 | 5 | 1987 | |
| B | | | | | | | | | |
| 56/65 | Jay Bachman | C | 6-3 | 250 | Cincinnati | 45 | 1 | 1968-71 | |
| 24 | Champ Bailey | CB | 6-0 | 192 | Georgia | 30 | 30 | 2004-05 | |
| 75 | Bill Bain | T | 6-4 | 279 | Southern California | 15 | 14 | 1976-1978 | |
| 6 | Jason Baker | P | 6-2 | 205 | Iowa | 4 | 0 | 2004 | |
| 74 | Jerry Baker | T | 6-2 | 297 | Tulane | 5 | 0 | 1983 | |
| 79 | Chris Banks | G | 6-1 | 300 | Kansas | 20 | 1 | 1998-99 | |
| 85 | Mike Barber | TE | 6-3 | 235 | Louisiana Tech | 10 | 1 | 1985 | |
| 62 | Ernie Barnes | G | 6-3 | 247 | North Carolina Central | 25 | N/A | 1963-64 | |
| 73 | Walter Barnes | DE | 6-3 | 245 | Nebraska | 19 | 0 | 1969-71 | |
| 86 | Dean Barnett | TE | 6-2 | 225 | Nevada-Las Vegas | 8 | 0 | 1983 | |
| 42 | Odell Barry | HB | 5-10 | 180 | Findlay | 26 | N/A | 1964-65 | |
| 52 | James Barton | C | 6-5 | 250 | Marshall | 28 | N/A | 1961-62 | |
| 54 | Rick Baska | LB | 6-3 | 225 | UCLA | 18 | 0 | 1976-77 | |
| 46 | Norman Bass | DB | 6-3 | 210 | Pacific | 1 | 0 | 1964 | |
| 64 | Scott Beavers | G | 6-4 | 277 | Georgia Tech | 2 | 0 | 1990 | |
| 85 | Tom Beer | TE | 6-4 | 235 | Houston | 37 | *21 | 1967-69 | |
| 56 | Dave Behrman | C | 6-5 | 260 | Michigan State | 11 | N/A | 1967 | |
| 73 | Kevin Belcher† | T | 6-5 | 280 | Wisconsin | 1 | 1 | 1987 | |
| 20 | Henry Bell | HB | 5-10 | 210 | No college | 10 | N/A | 1960 | |
| 35 | Ken Bell | RB/WR | 5-10 | 190 | Boston College | 59 | 1 | 1986-89 | |
| 26 | Tatum Bell | RB | 5-11 | 213 | Oklahoma State | 29 | 1 | 2004-05 | |
| 3 | Scott Bentley | PK | 6-0 | 203 | Florida State | 2 | 0 | 1997, 2000 | |
| 43 | Frank Bernardi | DB | 5-9 | 181 | Colorado | 6 | N/A | 1960 | |
| 74 | Lee Bernet | T | 6-2 | 250 | Wisconsin | 28 | N/A | 1965-66 | |
| 33 | Rod Bernstine | RB | 6-3 | 238 | Texas A&M | 21 | 21 | 1993-95 | |

BRONCOS ALL-TIME ROSTER, CONT.

| No. | Name | Pos. | Hgt. | Wgt. | College | GP | GS | Years |
|----------|-----------------------|-------|------|------|----------------------|-----|-----|--------------------|
| 92 | Bertrand Berry | DE | 6-3 | 250 | Notre Dame | 46 | 19 | 2001-03 |
| 11 | Steve Beuerlein | QB | 6-3 | 220 | Notre Dame | 12 | 5 | 2001-03 |
| 54 | Keith Bishop | C/G | 6-3 | 260 | Baylor | 129 | 87 | 1980-89 |
| 24 | Tony Boddie | RB | 5-11 | 195 | Montana State | 6 | 0 | 1986-87 |
| 83 | Melvin Bonner | WR | 6-3 | 207 | Baylor | 4 | 0 | 1993 |
| 89 | Gordon Bowdell | WR | 6-2 | 203 | Michigan State | 2 | 0 | 1971 |
| 52 | David Bowens | LB | 6-2 | 255 | Western Illinois | 16 | 0 | 1999 |
| 65 | Walt Bowyer | DE | 6-4 | 254 | Arizona State | 61 | 17 | 1983-84, 87-88 |
| 77 | Greg Boyd | DE | 6-6 | 274 | San Diego State | 40 | 0 | 1980-82 |
| 52 | Greg Bracelin | LB | 6-1 | 214 | California | 12 | 0 | 1980 |
| 23 | Ronnie Bradford | DB | 5-10 | 188 | Colorado | 26 | 3 | 1993-95 |
| 24 | Phil Brady | S | 6-3 | 210 | Brigham Young | 4 | 0 | 1969 |
| 56 | John Bramlett | LB | 6-1 | 220 | Memphis State | 28 | N/A | 1965-66 |
| 42 | Sam Brandon | S | 6-2 | 200 | Nevada-Las Vegas | 55 | 12 | 2002-05 |
| 32 | Melvin Bratton | RB | 6-1 | 225 | Miami (Fla.) | 32 | 6 | 1989-90 |
| 34 | Tyrone Braxton | DB | 5-11 | 190 | North Dakota State | 165 | 132 | 1987-93, 95-99 |
| 19 | Don Breaux | QB | 6-1 | 205 | McNeese State | 9 | N/A | 1963 |
| 76 | Bob Breitenstein | T | 6-3 | 265 | Tulsa | 30 | N/A | 1965-67 |
| 26 | Chris Brewer | RB | 6-1 | 204 | Arizona | 13 | 0 | 1984 |
| 15 | Marlin Briscoe | QB | 5-11 | 178 | Omaha | 11 | 5 | 1968 |
| 6 | Bubby Brister | QB | 6-3 | 205 | Northeast Louisiana | 10 | 4 | 1997-99 |
| 71 | Blake Brockermeyer | T | 6-4 | 295 | Texas | 32 | 3 | 2002-03 |
| 36 | John W. (Red) Brodnax | FB | 6-0 | 208 | Louisiana State | 14 | N/A | 1960 |
| 11 | Jeff Brohm | QB | 6-1 | 205 | Louisville | 0 | 0 | 1999 |
| 56 | Michael Brooks | LB | 6-1 | 236 | Louisiana State | 89 | 64 | 1987-92 |
| 85 | Robert Brooks | WR | 6-0 | 173 | South Carolina | 4 | 0 | 2000 |
| 50 | Fred Broussard | C | 6-3 | 235 | Texas A&M | 1 | 0 | 1960 |
| 87 | Boyd Brown | TE | 6-4 | 222 | Alcorn State | 40 | 0 | 1974-76 |
| 89 | Clay Brown | TE | 6-3 | 223 | Brigham Young | 3 | 0 | 1983 |
| 98 | Courtney Brown | DE | 6-4 | 285 | Penn State | 14 | 13 | 2005 |
| 73 | Cyron Brown | DE | 6-5 | 275 | Western Illinois | 11 | 0 | 1998-99 |
| 26 | Eric Brown | S | 6-0 | 210 | Mississippi State | 53 | 52 | 1998-2001 |
| 34/46 | Hardy Brown | LB | 6-0 | 193 | Tulsa | 13 | N/A | 1960 |
| 70 | Jamie Brown | T | 6-8 | 320 | Florida A&M | 29 | 4 | 1995-97 |
| 55 | Ken Brown | LB | 6-1 | 235 | Virginia Tech | 2 | 0 | 1995 |
| 55 | Ken Brown | C | 6-1 | 245 | New Mexico | 16 | 0 | 1979 |
| 82 | Laron Brown† | WR | 5-9 | 172 | Texas | 3 | 1 | 1987 |
| 24 | Willie Brown | DB | 6-1 | 195 | Grambling | 50 | N/A | 1963-66 |
| 64/68/72 | Sam Brunelli | G | 6-2 | 270 | Colorado State | 60 | *32 | 1966-71 |
| 82 | Larry Brunson | WR | 5-11 | 180 | Colorado | 13 | 0 | 1980 |
| 64 | Billy Bryan | C | 6-2 | 251 | Duke | 153 | 151 | 1977-88 |
| 79/95 | Steve Bryan | DE/LB | 6-2 | 256 | Oklahoma | 12 | 3 | 1987-88 |
| 27 | Terrell Buckley | CB | 5-9 | 176 | Florida State | 16 | 16 | 2000 |
| 80 | Tom Buckman | TE | 6-4 | 230 | Texas A&M | 7 | 1 | 1969 |
| 33 | Fred Bukaty | FB | 5-11 | 195 | Kansas | 14 | N/A | 1961 |
| 60 | Joe Burch | C | 6-2 | 280 | Texas Southern | 0 | 0 | 1994 |
| 21 | Bobby Burnett | RB | 6-3 | 210 | Arkansas | 3 | 0 | 1969 |
| 56/55/51 | Keith Burns | LB | 6-2 | 235 | Oklahoma State | 151 | 3 | 1994-98, 00-03, 05 |
| 41 | George Burrell | S | 5-10 | 180 | Pennsylvania | 14 | 7 | 1969 |
| 58 | Steve Busick | LB | 6-4 | 227 | Southern California | 73 | 47 | 1981-85 |
| 21/22 | Gerry Bussell | DB | 6-0 | 190 | Georgia Tech | 6 | N/A | 1965 |
| 51 | Bill Butler | LB | 6-4 | 226 | Cal State-Northridge | 14 | 0 | 1970 |
| 28 | Butler By'not'e | CB | 5-9 | 190 | Ohio State | 9 | 0 | 1994 |
| 24 | George (Butch) Byrd | DB | 6-0 | 211 | Boston University | 14 | 0 | 1971 |
| C | | | | | | | | |
| 59 | Glenn Cadrez | LB | 6-3 | 240 | Houston | 90 | 40 | 1995-2000 |
| 28 | Scott Caldwell† | RB | 5-10 | 196 | Texas-Arlington | 3 | 1 | 1987 |
| 79 | Carter Campbell | DE | 6-4 | 240 | Weber State | 14 | 2 | 1971 |
| 86 | Jeff Campbell | WR | 5-8 | 167 | Colorado | 16 | 1 | 1994 |
| 67 | Mark Campbell | DT | 6-1 | 290 | Florida | 0 | 0 | 1996 |
| 35 | Larry Canada | FB | 6-2 | 233 | Wisconsin | 48 | 0 | 1978-81 |
| 65 | Cooper Carlisle | T | 6-5 | 295 | Florida | 79 | 22 | 2000-05 |
| 40 | Albert R. Carmichael | HB | 6-1 | 200 | Southern California | 16 | N/A | 1960-61 |
| 40 | Paul Carmichael | HB | 6-0 | 200 | El Camino J.C. | 3 | N/A | 1965 |
| 86 | Don Carothers | E | 6-5 | 225 | Bradley | 3 | N/A | 1960 |
| 89 | Kenneth L. Carpenter | E | 6-0 | 195 | Oregon State | 6 | N/A | 1960 |
| 92 | Alphonso Carreker | DE | 6-6 | 268 | Florida State | 22 | 17 | 1989-91 |
| 29 | Darren Carrington | CB | 6-2 | 200 | Northern Arizona | 16 | 0 | 1989 |
| 89/77 | Wayne Carswell | TE/OL | 6-3 | 260 | Liberty | 163 | 82 | 1994-2005 |
| 40 | Dale Carter | CB | 6-1 | 188 | Tennessee | 14 | 14 | 1999 |
| 68 | Rubin Carter | DT | 6-0 | 256 | Miami (Fla.) | 166 | 151 | 1975-86 |

| No. | Name | Pos. | Hgt. | Wgt. | College | GP | GS | Years |
|----------|---------------------------|------|------|------|------------------------|-----|------|----------------|
| 37 | Tony Carter | FB | 6-0 | 235 | Minnesota | 16 | 6 | 2001 |
| 51 | Tim Casey | LB | 6-1 | 225 | Oregon | 2 | 0 | 1969 |
| 66 | John Cash | E | 6-3 | 240 | Allen | 28 | N/A | 1961-62 |
| 45 | Tom Cassese | DB | 6-1 | 198 | C.W. Post | 14 | N/A | 1967 |
| 28 | Jeremiah Castille | CB | 5-10 | 175 | Alabama | 27 | 15 | 1987-88 |
| 40 | Grady Cavness | CB | 5-11 | 187 | Texas-El Paso | 14 | 14 | 1969 |
| 86 | Byron Chamberlain | TE | 6-1 | 242 | Wayne State (Neb.) | 73 | 0 | 1995-2000 |
| 79 | Barney Chavous | DE | 6-3 | 252 | South Carolina State | 182 | 177 | 1973-85 |
| 15 | Max Chobolan | QB | 6-4 | 215 | Cal State-Northridge | 14 | N/A | 1966 |
| 54/55 | Patrick Chukwurah | LB | 6-1 | 240 | Wyoming | 28 | 0 | 2003-05 |
| 78 | Tom Cichowski | T | 6-4 | 250 | Maryland | 13 | 0 | 1968-69 |
| 54 | Ralph Cindrich | LB | 6-1 | 228 | Pittsburgh | 1 | 0 | 1974 |
| 70 | Tyson Clabo | G | 6-6 | 314 | Wake Forest | 0 | 0 | 2004 |
| 78 | Brian Clark | T | 6-6 | 260 | Clemson | 0 | 0 | 1982 |
| 47 | Darius Clark | S | 5-10 | 210 | Duke | 7 | 0 | 2000-01 |
| 43 | Derrick Clark | RB | 6-1 | 235 | Evangel College | 16 | 4 | 1994 |
| 88 | Desmond Clark | TE | 6-3 | 255 | Wake Forest | 41 | 6 | 1999-2001 |
| 20/27 | Kevin Clark† | DB | 5-10 | 185 | San Jose State | 26 | 3 | 1987-88, 90-91 |
| 73 | Kelvin Clark | T | 6-3 | 260 | Nebraska | 45 | 8 | 1979-81 |
| 15 | Mike Clendenen† | K | 5-11 | 191 | Houston | 3 | 0 | 1987 |
| 48 | George Coghill | S | 6-0 | 210 | Wake Forest | 54 | 5 | 1998-2001 |
| 26 | Don Coffey | E | 6-4 | 190 | Memphis State | 3 | N/A | 1963 |
| 84/81 | Chris Cole | WR | 6-0 | 195 | Texas A&M | 35 | 2 | 2000-03 |
| 46/21 | KaRon Coleman | RB | 5-7 | 198 | Stephen F. Austin | 15 | 0 | 2000-02 |
| 92/95 | Marco Coleman | DE | 6-3 | 270 | Georgia Tech | 23 | 16 | 2004-05 |
| 76 | Steve Coleman | DE | 6-5 | 252 | Delaware State | 2 | 0 | 1974 |
| 69 | Tony Colorito | NT | 6-5 | 260 | Southern California | 15 | 0 | 1986 |
| 59 | Darren Comeaux | LB | 6-1 | 227 | Arizona State | 60 | 0 | 1982-86 |
| 80 | Ed Cooke | DE | 6-4 | 250 | Maryland | 28 | N/A | 1964-65 |
| 81 | Andre Cooper | WR | 6-2 | 210 | Florida State | 10 | 1 | 1999-2000 |
| 63 | Mark Cooper | G/T | 6-5 | 270 | Miami (Fla.) | 53 | 12 | 1983-87 |
| 25 | Kip Corrington | S | 6-0 | 175 | Texas A&M | 32 | 1 | 1989-90 |
| 63 | Dave Costa | DT | 6-2 | 250 | Utah | 70 | *56 | 1967-71 |
| 66 | Bill Cottrell | G | 6-4 | 255 | Delaware Valley | 11 | 0 | 1972 |
| 40 | Curome Cox | S | 6-1 | 199 | Maryland | 13 | 1 | 2005 |
| 66/77 | Larry Cox | DT | 6-3 | 255 | Abilene Christian | 33 | *0 | 1966-68 |
| 41 | Eric Crabtree | FL | 6-0 | 185 | Pittsburgh | 42 | *14 | 1966-68 |
| 68 | Gary Crane | LB | 6-5 | 230 | Arkansas State | 6 | 0 | 1969 |
| 29 | Aaron Craver | RB | 5-11 | 217 | Fresno State | 31 | 27 | 1995-96 |
| 33 | Willis Crenshaw | FB | 6-2 | 230 | Kansas State | 12 | 12 | 1970 |
| 53/78 | Ken Criter | LB | 6-0 | 225 | Wisconsin | 75 | 1 | 1969-74 |
| 39 | Ray Crockett | CB | 5-10 | 184 | Baylor | 106 | 104 | 1994-2000 |
| 51 | Mike Croel | LB | 6-3 | 231 | Nebraska | 58 | 54 | 1991-94 |
| 54 | Ed Cummings | LB | 6-3 | 232 | Stanford | 14 | N/A | 1965 |
| 50 | Carl Cunningham | LB | 6-4 | 230 | Houston | 55 | *42 | 1967-70 |
| 74 | Mike Current | T | 6-5 | 274 | Ohio State | 118 | *105 | 1967-75 |
| 58 | Scott Curtis | LB | 6-1 | 230 | New Hampshire | 25 | 1 | 1989-90 |
| D | | | | | | | | |
| 94 | Lional Dalton | DT | 6-1 | 309 | Eastern Michigan | 16 | 13 | 2002 |
| 5 | Brad Daluiso | K | 6-2 | 207 | UCLA | 16 | 0 | 1992 |
| 75 | Eldon V. Danenhauer | T | 6-5 | 245 | Pittsburg State | 79 | N/A | 1960-65 |
| 76 | William A. Danenhauer | E | 6-4 | 245 | Emporia College | 4 | N/A | 1960 |
| 51 | Stan David† | LB | 6-3 | 211 | Texas Tech | 0 | 0 | 1987 |
| 62 | Jeff Davidson† | G/T | 6-5 | 309 | Ohio State | 44 | 30 | 1990-92 |
| 32 | Dick Davis | RB | 5-11 | 215 | Nebraska | 2 | 0 | 1970 |
| 96 | Dorsett Davis | DT | 6-5 | 305 | Mississippi State | 14 | 0 | 2002-04 |
| 25 | Eric Davis | CB | 5-11 | 185 | Jacksonville State | 16 | 0 | 2001 |
| 62 | Jack Davis | T | 6-2 | 235 | Arizona | 2 | N/A | 1960 |
| 78 | Marvin Davis | DT | 6-4 | 252 | Wichita State | 1 | N/A | 1966 |
| 30 | Terrell Davis | RB | 5-11 | 210 | Georgia | 78 | 77 | 1995-2002 |
| 33 | Joe Dawkins | RB | 6-0 | 223 | Wisconsin | 36 | 19 | 1971-73 |
| 84 | Albert E. Day | T | 6-2 | 216 | Eastern Michigan | 14 | N/A | 1960 |
| 33 | Ron Dayne | RB | 5-10 | 245 | Wisconsin | 10 | 0 | 2005 |
| 17 | Steve DeBerg | QB | 6-3 | 205 | San Jose State | 33 | 11 | 1981-83 |
| 39 | Robert Delpino | RB | 6-0 | 210 | Missouri | 16 | 3 | 1993 |
| 55 | Rick Dennison | LB | 6-3 | 220 | Colorado State | 128 | 52 | 1982-90 |
| 88 | Al Denson | FL | 6-2 | 208 | Florida A&M | 91 | *34 | 1964-70 |
| 14 | Todd Devoe | WR | 6-2 | 198 | Central Missouri State | 14 | 0 | 2005 |
| 65 | John Denvir | G | 6-4 | 245 | Colorado | 11 | N/A | 1962 |
| 63 | David Diaz-Infante | G/C | 6-3 | 295 | San Jose State | 51 | 9 | 1996-98, 01 |
| 71 | Wallace Dickey | T | 6-3 | 260 | Southwest Texas State | 22 | 0 | 1968-69 |
| 35 | Richard L. (Bo) Dickinson | FB | 6-2 | 220 | Southern Mississippi | 20 | N/A | 1962-63 |
| 10 | Doug (Bucky) Dilts | P | 5-9 | 185 | Georgia | 30 | 0 | 1977-78 |

BRONCOS ALL-TIME ROSTER, CONT.

| No. | Name | Pos. | Hgt. | Wgt. | College | GP | GS | Years |
|-----|-------------------------|-------|------|------|------------------------|----|-----|-----------|
| 29 | Charles Dimry | CB | 6-0 | 176 | Nevada-Las Vegas | 44 | 18 | 1991-93 |
| 2 | Joe DiVito | QB | 6-2 | 205 | Boston College | 3 | 0 | 1968 |
| 30 | Hewritt Dixon | FB/TE | 6-1 | 230 | Florida A&M | 33 | N/A | 1963-65 |
| 31 | Zachary Dixon | RB | 6-0 | 203 | Temple | 5 | 0 | 1979 |
| 33 | Dedrick Dodge | S | 6-2 | 187 | Florida State | 16 | 1 | 1997 |
| 59 | Kirk Dodge† | LB | 6-1 | 231 | Nevada-Las Vegas | 3 | 1 | 1987 |
| 85 | Chris Doering | WR | 6-4 | 195 | Florida | 3 | 0 | 1999-2000 |
| 82 | Jack Dolbin | WR | 5-10 | 180 | Wake Forest | 62 | 32 | 1975-79 |
| 49 | Matt Dominguez | TE/WR | 6-2 | 219 | Sam Houston State | 12 | 0 | 2001 |
| 76 | Tom Domres | DT | 6-3 | 260 | Wisconsin | 16 | 8 | 1971-72 |
| 54 | Mitch Donahue | LB | 6-2 | 254 | Wyoming | 16 | 0 | 1993-94 |
| 33 | Tony Dorsett | RB | 5-11 | 192 | Pittsburgh | 16 | 13 | 1988-89 |
| 45 | Gary Downs | RB | 6-0 | 212 | North Carolina State | 2 | 0 | 1995 |
| 14 | Richard A. (Skip) Doyle | HB | 6-0 | 193 | Ohio State | 6 | N/A | 1960 |
| 99 | Shane Dronett | DE | 6-6 | 288 | Texas | 61 | 35 | 1992-95 |
| 76 | Tom Drougas | T | 6-4 | 257 | Oregon | 3 | 0 | 1974 |
| 34 | Reuben Droughns | RB | 5-11 | 207 | Oregon | 47 | 18 | 2002-04 |
| 97 | Darren Drozdov | DT | 6-3 | 281 | Maryland | 6 | 2 | 1993-94 |
| 32 | Joe Dudek† | RB | 6-0 | 200 | Plymouth State | 2 | 2 | 1987 |
| 84 | Wesley Duke | TE | 6-5 | 225 | Mercer | 3 | 0 | 2005 |
| 4 | Rick Duncan | K | 6-0 | 208 | Eastern Montana | 2 | 0 | 1967 |
| 21 | Myron Dupree | CB | 5-11 | 180 | North Carolina Central | 16 | 0 | 1983 |
| 55 | Pete Duranko | DE | 6-2 | 250 | Notre Dame | 98 | 76 | 1967-74 |

E

| | | | | | | | | |
|----|-------------------------|------------|-------------|------------|-------------------------|------------|----------|------------------|
| 24 | Booker Edgersen | CB | 5-10 | 183 | Western Illinois | 6 | 0 | 1970 |
| 85 | Ron Egloff | TE | 6-5 | 230 | Wisconsin | 93 | 25 | 1977-83 |
| 91 | Ebenezer Ekuban | DE | 6-4 | 275 | North Carolina | 16 | 4 | 2005 |
| 1 | Jason Elam | K | 5-11 | 200 | Hawaii | 204 | 0 | 1993-2005 |
| 62 | Jim Elfrid | LB | N/A | N/A | Colorado State | 0 | 0 | 1961 |
| 94 | Luther Elliss | DT | 6-5 | 318 | Utah | 8 | 0 | 2004 |
| 7 | John Elway | QB | 6-3 | 215 | Stanford | 234 | 231 | 1983-98 |
| 89 | John Embree | WR | 6-4 | 194 | Compton J.C. | 20 | 6 | 1969-70 |
| 60 | John Engelberger | DE | 6-4 | 268 | Virginia Tech | 14 | 0 | 2005 |
| 14 | George Hunter Enis | QB | 6-2 | 195 | Texas Christian | 4 | N/A | 1962 |
| 88 | Pat Epperson | E | 6-3 | 225 | Adams State | 9 | N/A | 1960 |
| 53 | Tom Erlandson | LB | 6-3 | 235 | Washington State | 34 | N/A | 1962-65 |
| 16 | Mike Ernst | QB | 6-1 | 190 | Cal State-Fullerton | 1 | 0 | 1972 |
| 3 | Paul Ernster | P/K | 6-0 | 217 | Northern Arizona | 1 | 0 | 2005 |
| 46 | Terry Erwin | HB | 6-0 | 190 | Boston College | 9 | 2 | 1968 |
| 40 | Jay Dale Evans | HB | 6-3 | 210 | Kansas State | 5 | N/A | 1961 |
| 88 | Jerry Evans | TE | 6-4 | 250 | Toledo | 44 | 15 | 1993-95 |
| 56 | Larry Evans | LB | 6-2 | 216 | Mississippi College | 101 | 41 | 1976-82 |
| 35 | Blake Ezor | RB | 5-9 | 181 | Michigan State | 9 | 0 | 1990 |

F

| | | | | | | | | |
|-------|---------------------------|-----------|-------------|------------|---------------------|-----------|-----------|----------------|
| 86 | Stan Fanning | DE | 6-7 | 270 | Idaho | 7 | N/A | 1964 |
| 44 | Miller Farr | DB | 6-1 | 190 | Wichita State | 7 | N/A | 1965 |
| 63 | Sean Farrell | G | 6-3 | 260 | Penn State | 10 | 4 | 1990-91 |
| 68 | Mario Fatafehi | DT | 6-2 | 300 | Kansas State | 32 | 25 | 2003-04 |
| 25 | Nick Ferguson | S | 5-11 | 201 | Georgia Tech | 47 | 27 | 2003-05 |
| 85 | Chafie Fields | WR | 6-1 | 200 | Penn State | 0 | 0 | 2000 |
| 37 | Steve Fitzhugh† | DB | 5-11 | 188 | Miami (Ohio) | 3 | 1 | 1987 |
| 20 | Billy Ray Fletcher | E | 5-10 | 190 | Memphis State | 1 | N/A | 1966 |
| 73 | Simon Fletcher | LB/DE | 6-5 | 240 | Houston | 172 | 143 | 1985-95 |
| 61 | Eric Floyd | OL | 6-5 | 310 | Auburn | 1 | 0 | 1995 |
| 43 | Steve Foley | DB | 6-2 | 190 | Tulane | 150 | 135 | 1976-86 |
| 32 | Garrett Ford | FB | 6-2 | 230 | West Virginia | 14 | 3 | 1968 |
| 57 | Fred Forsberg | LB | 6-1 | 235 | Washington | 53 | 40 | 1968-73 |
| 72 | George Foster | T | 6-5 | 338 | Georgia | 33 | 32 | 2003-05 |
| 22 | Domonique Foxworth | CB | 5-11 | 180 | Maryland | 16 | 7 | 2005 |
| 84 | Jason Franci | E | 6-1 | 210 | Cal-Santa Barbara | 10 | N/A | 1966 |
| 31 | Mike Franczowski | RB | 6-3 | 220 | Central Michigan | 28 | 1 | 1975-76 |
| 51/55 | Jim Fraser | LB/P | 6-3 | 236 | Wisconsin | 42 | N/A | 1962-64 |
| 42 | Al Frazier | HB | 5-11 | 180 | Florida A&M | 31 | N/A | 1961-63 |
| 62 | Mike Freeman | G | 6-3 | 256 | Arizona | 26 | 9 | 1984-87 |
| 68 | Russell Freeman | T | 6-7 | 290 | Georgia Tech | 43 | 37 | 1992-94 |
| 12 | Gus Frerotte | QB | 6-3 | 230 | Tulsa | 14 | 7 | 2000-01 |
| 64 | Lennie Friedman | G | 6-3 | 285 | Duke | 33 | 22 | 1999-2002 |
| 24 | Randy Fuller | CB | 5-10 | 180 | Tennessee State | 10 | 1 | 1994 |
| 2 | Will Furrer | QB | 6-3 | 211 | Virginia Tech | 0 | 0 | 1994 |

G

| No. | Name | Pos. | Hgt. | Wgt. | College | GP | GS | Years |
|-------|--------------------------|-----------|------------|------------|------------------------|-----------|-----------|--------------------|
| 64 | George Gaiser | T | 6-4 | 255 | Southern Methodist | 10 | 7 | 1968 |
| 28 | Bob Gaiters | HB | 5-11 | 210 | New Mexico State | 6 | N/A | 1963 |
| 99 | David Galloway | DE | 6-3 | 277 | Florida | 10 | 0 | 1990 |
| 82 | David Gamble | WR | 6-1 | 190 | New Hampshire | 2 | 0 | 1997 |
| 99 | Daryl Gardener | DT | 6-6 | 295 | Baylor | 5 | 2 | 2003 |
| 52 | Dave Garnett | LB | 6-2 | 216 | Stanford | 3 | 0 | 1995 |
| 66 | Scott Garnett | NT | 6-2 | 271 | Washington | 16 | 1 | 1984 |
| 23 | Drake Garrett | DB | 5-9 | 183 | Michigan State | 15 | 13 | 1968-70 |
| 22 | Olandis Gary | RB | 5-11 | 218 | Georgia | 35 | 15 | 1999-2002 |
| 61 | Charles E. Gavin | DE | 6-1 | 250 | Tennessee State | 47 | N/A | 1960-63 |
| 92 | Ron Geater | NT | 6-6 | 272 | Iowa | 3 | 0 | 1992 |
| 79 | Jumpy Geathers | DT | 6-7 | 283 | Wichita State | 16 | 0 | 1996-97 |
| 57 | Bob Geddes | LB | 6-2 | 240 | UCLA | 14 | 3 | 1972 |
| 40 | Jack Gehrke | WR | 6-0 | 178 | Utah | 14 | 10 | 1971 |
| 6 | Ralph Giacommarot† | P | 6-1 | 190 | Penn State | 3 | 0 | 1987 |
| 90 | Freddie Gilbert | DE | 6-4 | 275 | Georgia | 35 | 8 | 1986-88 |
| 2/30 | Cookie Gilchrist | FB | 6-3 | 251 | No college | 15 | N/A | 1965, 1967 |
| 17 | Scotty Glacken | QB | 6-0 | 190 | Duke | 10 | N/A | 1966-67 |
| 49 | Glenn Glass | DB | 6-1 | 205 | Tennessee | 6 | N/A | 1966 |
| 62 | Tom Glassic | G | 6-3 | 254 | Virginia | 105 | 93 | 1976-83 |
| 67 | George Goeddeke | G | 6-3 | 253 | Notre Dame | 66 | *55 | 1967-72 |
| 52 | Ian Gold | LB | 6-0 | 223 | Michigan | 70 | 38 | 2000-03, 05 |
| 45/23 | Austin (Goose) Gonsoulin | DB | 6-3 | 210 | Baylor | 94 | N/A | 1960-66 |
| 79 | John Gonzaga | G | 6-3 | 247 | No college | 11 | N/A | 1966 |
| 62 | Brian Goodman | G | 6-2 | 250 | UCLA | 0 | 0 | 1975 |
| 64 | Harvey Goodman | G | 6-4 | 260 | Colorado | 14 | 0 | 1976 |
| 28 | Cornell Gordon | CB | 6-0 | 187 | North Carolina A&T | 29 | 14 | 1970-72 |
| 21/23 | Darrien Gordon | CB | 5-11 | 184 | Stanford | 32 | 32 | 1997-98 |
| 83 | Sam Graddy | WR | 5-10 | 165 | Tennessee | 8 | 0 | 1987-88 |
| 52/53 | Randy Gradishar | LB | 6-3 | 233 | Ohio State | 145 | 134 | 1974-83 |
| 58/83 | Tom Graham | LB | 6-2 | 235 | Oregon | 33 | 23 | 1972-74 |
| 35 | John Granby | S | 6-1 | 200 | Virginia Tech | 4 | 0 | 1992 |
| 63 | John Grant | DT/DE | 6-3 | 241 | Southern California | 99 | 42 | 1973-79 |
| 95 | Paul Grasmanis | DT | 6-2 | 298 | Notre Dame | 5 | 0 | 1999 |
| 72 | Marsharne Graves | T | 6-3 | 268 | Arizona | 1 | 0 | 1984 |
| 74 | Cornell Green | T | 6-6 | 315 | Central Florida | 14 | 0 | 2004-05 |
| 28 | Gaston Green | RB | 5-10 | 189 | UCLA | 27 | 25 | 1991-92 |
| 53 | Louis Green | LB | 6-3 | 228 | Alcorn State | 20 | 0 | 2004-05 |
| 87 | Paul Green | TE | 6-3 | 236 | Southern California | 0 | 0 | 1989 |
| 85 | Willie Green | WR | 6-4 | 195 | Mississippi | 32 | 2 | 1997-98 |
| 20 | Charles Greer | DB | 6-0 | 205 | Colorado | 88 | 85 | 1968-74 |
| 85 | James D. Greer | E | 6-3 | 215 | Elizabeth City State | 14 | N/A | 1960 |
| 14 | Brian Griesse | QB | 6-3 | 215 | Michigan | 53 | 51 | 1998-2002 |
| 46 | John Griffin | HB | 6-1 | 190 | Memphis State | 26 | N/A | 1964-66 |
| 22/21 | Quentin Griffin | RB | 5-7 | 195 | Oklahoma | 16 | 5 | 2003-05 |
| 29 | Howard Griffith | FB | 6-0 | 240 | Illinois | 59 | 56 | 1997-2001 |
| 89 | Bill Groman | HB/E | 6-0 | 194 | Heidelberg | 14 | N/A | 1963 |
| 77 | Dick Guesman | T/K | 6-4 | 255 | West Virginia | 14 | N/A | 1964 |
| 37 | Kevin Guidry | CB | 6-0 | 176 | Louisiana State | 14 | 0 | 1988 |
| 53 | Donald Gulseth | LB | 6-1 | 240 | North Dakota | 5 | N/A | 1966 |
| 63 | Melwood N. (Buzz) Guy | G | 6-3 | 248 | Duke | 9 | N/A | 1961-62 |

H

| | | | | | | | | |
|----|---------------------|------------|------------|------------|---------------------|-----------|-----------|----------------|
| 75 | Brian Habib | G | 6-7 | 293 | Washington | 78 | 78 | 1993-97 |
| 48 | Dale Hackbart | S | 6-3 | 210 | Wisconsin | 3 | 2 | 1973 |
| 85 | Joey Hackett | TE | 6-5 | 267 | Elon College | 16 | 3 | 1986 |
| 84 | Mike Haffner | E | 6-2 | 200 | UCLA | 34 | 16 | 1968-70 |
| 54 | Britt Hager | LB | 6-1 | 225 | Texas | 18 | 5 | 1995-96 |
| 22 | Steve Haggerty | DB | 5-10 | 175 | Colorado | 1 | 0 | 1975 |
| 26 | Chris Hale | DB | 5-7 | 164 | Southern California | 0 | 0 | 1993 |
| 93 | Ronnie Haliburton | LB | 6-4 | 230 | Louisiana State | 13 | 0 | 1990-91 |
| 40 | Darryl Hall | S | 6-2 | 210 | Washington | 32 | 5 | 1993-94 |
| 69 | Darrell Hamilton | T | 6-5 | 298 | North Carolina | 21 | 10 | 1989-91 |
| 50 | Ben Hamilton | G/C | 6-4 | 283 | Minnesota | 64 | 64 | 2001-05 |
| 72 | Wayne Hammond | DT | 6-5 | 257 | Montana State | 5 | 0 | 1976 |
| 86 | Patrick Hape | TE/FB | 6-4 | 262 | Alabama | 63 | 13 | 2001-04 |
| 23 | Billy Hardee | DB | 6-0 | 184 | Virginia Tech | 2 | 0 | 1976 |
| 31 | Mike Harden | CB/S | 6-1 | 192 | Michigan | 128 | 98 | 1980-88 |
| 78 | Archie Harris† | OL | 6-6 | 270 | William & Mary | 3 | 0 | 1987 |
| 34 | Raymont Harris | RB | 6-0 | 226 | Ohio State | 3 | 0 | 2000 |
| 47 | Tony Harris | WR | 6-2 | 190 | Toledo | 0 | 0 | 1972 |
| 82 | Dwight Harrison | WR | 6-1 | 187 | Texas A&I | 12 | 6 | 1971-72 |

BRONCOS ALL-TIME ROSTER, CONT.

| No. | Name | Pos. | Hgt. | Wgt. | College | GP | GS | Years |
|----------|---------------------|-------|------|------|--------------------------|-----|-----|----------------|
| 27 | Maurice Harvey | DB | 5-10 | 190 | Ball State | 31 | 3 | 1978-80 |
| 52 | Richard Harvey | LB | 6-1 | 235 | Tulane | 16 | 1 | 1994 |
| 96 | Harald Hasselbach | DE | 6-6 | 285 | Washington | 112 | 29 | 1994-2000 |
| 67 | Johnny Ray Hatley | T | 6-3 | 249 | Sul Ross State | 14 | N/A | 1960 |
| 37 | Tim Hauck | S | 5-10 | 187 | Montana | 32 | 0 | 1995-96 |
| 71 | Arthur A. Hauser | T | 6-0 | 237 | Xavier | 14 | N/A | 1961 |
| 29/33 | Wendell Hayes | HB | 6-1 | 220 | Humboldt State | 39 | N/A | 1965-67 |
| 82 | Herb Haygood | WR | 5-11 | 193 | Michigan State | 4 | 0 | 2002 |
| 28 | Abner Haynes | HB | 6-0 | 190 | North Texas State | 28 | N/A | 1965-66 |
| 36 | Mark Haynes | CB | 5-11 | 194 | Colorado | 52 | 27 | 1986-89 |
| 98 | Reggie Hayward | DE | 6-5 | 270 | Iowa State | 47 | 19 | 2001-04 |
| 23 | Alfred Hayward | RB | 5-11 | 215 | Bethune-Cookman | 2 | 0 | 1975 |
| 20 | Garrison Hearst | RB | 5-11 | 215 | Georgia | 7 | 0 | 2004 |
| 22 | Vaughn Hebron | RB | 5-8 | 195 | Virginia Tech | 47 | 1 | 1996-98 |
| 24 | Wymon Henderson | CB | 5-10 | 190 | Nevada-Las Vegas | 62 | 56 | 1989-92 |
| 86 | Jerry Hendren | WR | 6-2 | 187 | Idaho | 10 | 0 | 1970 |
| 68 | Brad Henke | DE/NT | 6-3 | 275 | Arizona | 2 | 0 | 1989 |
| 89 | Gary Henson | E | 6-3 | 200 | Colorado | 1 | N/A | 1964 |
| 43 | Lonnie Hepburn | CB | 5-11 | 180 | Texas Southern | 14 | 4 | 1974 |
| 31 | Kelly Herndon | CB | 5-10 | 180 | Toledo | 45 | 27 | 2002-04 |
| 79 | Steve Herndon | G | 6-4 | 292 | Georgia | 22 | 12 | 2001-03 |
| 16 | George W. Herring | QB/P | 6-2 | 200 | Southern Mississippi | 28 | N/A | 1960-61 |
| 10 | Mark Herrmann | QB | 6-4 | 200 | Purdue | 2 | 1 | 1981-82 |
| 50 | Jon Hesse | LB | 6-3 | 258 | Nebraska | 0 | 0 | 1997 |
| 31 | Bo Hickey | FB | 5-11 | 230 | Maryland | 12 | N/A | 1967 |
| 28 | Clifford Hicks | CB | 5-9 | 190 | Oregon | 6 | 0 | 1995 |
| 56/65 | Walter Highsmith | C | 6-3 | 247 | Florida A&M | 23 | 1 | 1968-69 |
| 84 | Jack Hill | HB | 6-1 | 185 | Utah State | 14 | N/A | 1961 |
| 21 | Randy Hilliard | CB | 5-11 | 165 | Northwestern (La.) State | 54 | 7 | 1994-97 |
| 23 | George Hoey | DB | 5-10 | 174 | Michigan | 1 | 0 | 1975 |
| 87 | John Hoffman | DE | 6-7 | 260 | Hawaii | 2 | 1 | 1972 |
| 64 | John Hohman | G | 6-1 | 245 | Wisconsin | 24 | N/A | 1965-66 |
| 90 | Darius Holland | DT | 6-5 | 330 | Colorado | 18 | 14 | 2003-04 |
| 73 | Shawn Hollingsworth | T | 6-2 | 260 | Angelo State | 5 | 0 | 1983 |
| 34 | Gus Hollomon | DB | 6-3 | 195 | Houston | 27 | 9 | 1968-69 |
| 90 | Ron Holmes | DE | 6-4 | 261 | Washington | 52 | 32 | 1989-92 |
| 73/74 | Gordon (Gordy) Holz | DT | 6-4 | 260 | Minnesota | 56 | N/A | 1960-63 |
| 74/78 | Winford Hood | G/T | 6-3 | 262 | Georgia | 47 | 9 | 1984-88 |
| 50 | Jerry Hopkins | LB | 6-2 | 235 | Texas A&M | 49 | N/A | 1963-66 |
| 2 | Mike Horan | P | 5-11 | 192 | Long Beach State | 86 | 0 | 1986-92 |
| 13 | Don Horn | QB | 6-2 | 195 | San Diego State | 11 | 9 | 1971-72 |
| 60 | Paul Howard | G | 6-3 | 260 | Brigham Young | 187 | 147 | 1973-86 |
| 3 | Bobby Howfield | K | 5-9 | 180 | No college | 40 | 0 | 1968-70 |
| 57 | John Huard | LB | 6-0 | 228 | Maine | 42 | *28 | 1967-69 |
| 53 | Robert Hudson | LB | 6-4 | 225 | Clemson | 16 | N/A | 1960-61 |
| 14/16 | John Hufnagel | QB | 6-1 | 194 | Penn State | 9 | 1 | 1973-75 |
| 20 | Delvin Hughley | CB | 5-10 | 202 | Jacksonville State | 0 | 0 | 2001 |
| 26 | Bobby Humphrey | RB | 6-1 | 201 | Alabama | 35 | 26 | 1989-91 |
| 2 | Bob Humphreys | K | 6-1 | 240 | Wichita State | 10 | 0 | 1967-68 |
| 79 | Stefan Humphries | G | 6-3 | 265 | Michigan | 8 | 8 | 1987-88 |
| 98 | Ricky Hunley | LB | 6-2 | 242 | Arizona | 52 | 29 | 1984-87 |
| 25 | Daniel Hunter | CB | 5-11 | 178 | Henderson State | 26 | 0 | 1985-86 |
| 8 | Todd Husak | QB | 6-3 | 216 | Stanford | 0 | 0 | 2001 |
| 65/67 | Glenn Hyde | G/T | 6-3 | 253 | Pittsburgh | 99 | 11 | 1976-81, 84-85 |
| I | | | | | | | | |
| 73 | Martin Imhof | DE | 6-6 | 255 | San Diego State | 1 | 0 | 1976 |
| 62 | Jerry Inman | DT | 6-2 | 256 | Oregon | 82 | *19 | 1966-73 |
| J | | | | | | | | |
| 29 | Bernard Jackson | DB | 6-0 | 178 | Washington State | 46 | 43 | 1977-80 |
| 17 | Jarius Jackson | QB | 6-0 | 228 | Notre Dame | 5 | 1 | 2000-03 |
| 68 | Laron Jackson | G | 6-3 | 270 | Missouri | 54 | 46 | 1971-74 |
| 78 | Larry Jackson | DE | 6-3 | 262 | Texas A&M | 0 | 0 | 1995 |
| 80 | Mark Jackson | WR | 5-9 | 180 | Purdue | 100 | 68 | 1986-92 |
| 14/89 | Nate Jackson | TE | 6-3 | 235 | Menlo College | 15 | 0 | 2003-05 |
| 87 | Richard Jackson | DE | 6-3 | 255 | Southern | 67 | *52 | 1967-72 |
| 25/28 | Roger Jackson | DB | 6-0 | 186 | Bethune-Cookman | 53 | 6 | 1982-85, 87 |
| 57 | Tom Jackson | LB | 5-11 | 220 | Louisville | 191 | 177 | 1973-86 |
| 52 | Frank Jackunas | C | 6-3 | 225 | Detroit Mercy | 0 | 0 | 1963 |
| 50 | Ray Jacobs | LB | 6-2 | 244 | North Carolina | 31 | 0 | 1994-95 |

| No. | Name | Pos. | Hgt. | Wgt. | College | GP | GS | Years |
|----------|---------------------|------|------|------|---------------------|-----|-----|-------------|
| 83 | Ray Jacobs | DT | 6-3 | 285 | Howard Payne | 46 | N/A | 1963-66 |
| 20 | Tory James | CB | 6-1 | 195 | Louisiana State | 48 | 6 | 1996-99 |
| 70 | Charlie Janerette | DT | 6-3 | 265 | Penn State | 28 | N/A | 1964-65 |
| 26 | Tom Janik | DB/P | 6-3 | 190 | Texas A&I | 23 | N/A | 1963-64 |
| 43 | Pete Jaquess | DB | 6-0 | 185 | Eastern New Mexico | 36 | *13 | 1967-70 |
| 81/82 | Patrick Jeffers | WR | 6-3 | 218 | Virginia | 14 | 0 | 1996-97 |
| 32 | Billy Jenkins | S | 5-10 | 205 | Howard | 22 | 16 | 2000-01 |
| 30 | Jim Jensen | RB | 6-3 | 230 | Iowa | 41 | 20 | 1977-80 |
| 81 | William Jessup | E | 6-1 | 195 | Southern California | 9 | N/A | 1960 |
| 51 | Eugene Jeter | LB | 6-3 | 235 | Arkansas AM&N | 30 | N/A | 1965-67 |
| 3 | William (Billy) Joe | FB | 6-2 | 235 | Villanova | 28 | N/A | 1963-64 |
| 86 | Barry Johnson | WR | 6-2 | 197 | Maryland | 4 | 0 | 1991 |
| 86 | Butch Johnson | WR | 6-1 | 187 | Cal-Riverside | 32 | 17 | 1984-85 |
| 12 | Charley Johnson | QB | 6-1 | 200 | New Mexico State | 54 | 41 | 1972-75 |
| 66 | Chuck Johnson | T | 6-5 | 275 | Texas | 16 | 0 | 1992-93 |
| 25 | Darius Johnson | CB/S | 5-9 | 185 | Oklahoma | 61 | 4 | 1996-99 |
| 21 | Earl Johnson† | DB | 6-0 | 195 | South Carolina | 3 | 3 | 1987 |
| 61 | Ellis Johnson | DT | 6-2 | 288 | Florida | 13 | 0 | 2004 |
| 87 | Jason Johnson | WR | 5-10 | 178 | Illinois State | 8 | 0 | 1988 |
| 90 | Jerry Johnson | DT | 6-0 | 290 | Florida State | 9 | 0 | 2000-01 |
| 39 | Kyle Johnson | FB | 6-0 | 242 | Syracuse | 30 | 17 | 2002, 04-05 |
| 99 | Raylee Johnson | DE | 6-3 | 272 | Arkansas | 14 | 1 | 2004 |
| 89 | Reggie Johnson | TE | 6-2 | 256 | Florida State | 44 | 22 | 1991-93 |
| 82 | Vance Johnson | WR | 5-11 | 185 | Arizona | 128 | 80 | 1985-93, 95 |
| 95 | Tim Joiner† | LB | 6-4 | 235 | Louisiana State | 3 | 3 | 1987 |
| 26 | Calvin Jones | CB | 5-7 | 170 | Washington | 46 | 44 | 1973-76 |
| 53 | Danté Jones | LB | 6-1 | 235 | Oklahoma | 5 | 5 | 1995 |
| 69 | David Jones† | OL | 6-3 | 262 | Texas | 3 | 1 | 1987 |
| 20 | Daryll Jones† | DB | 6-0 | 190 | Georgia | 1 | 1 | 1987 |
| 72 | Ernest Jones | DE | 6-2 | 263 | Oregon | 8 | 0 | 1996-98 |
| 35 | Henry Jones | RB | 6-2 | 235 | Grambling | 2 | 0 | 1969 |
| 93 | James Jones | DT | 6-2 | 290 | Northern Iowa | 16 | 16 | 1995 |
| 80 | Jim Jones | WR | 6-3 | 195 | Wisconsin | 13 | 0 | 1968 |
| 60 | K.C. Jones | C | 6-1 | 275 | Miami (Fla.) | 16 | 0 | 1997-2000 |
| 32 | Leonard Jones† | DB | 6-2 | 185 | Texas State | 2 | 0 | 1987 |
| 31 | Rondell Jones | S | 6-2 | 210 | North Carolina | 62 | 3 | 1993-96 |
| 75 | Rulon Jones | DE | 6-6 | 260 | Utah State | 129 | 100 | 1980-88 |
| 77 | Tony Jones | T | 6-5 | 290 | Western Carolina | 60 | 60 | 1997-2000 |
| 31 | Victor Jones | RB | 5-8 | 212 | Louisiana State | 16 | 1 | 1992 |
| 54/85 | Larry Jordan | E/LB | 6-6 | 230 | Youngstown State | 10 | N/A | 1962, 1964 |
| 83 | Donald G. Joyce | E | 6-3 | 253 | Tulane | 6 | N/A | 1962 |
| 99 | Seth Joyner | LB | 6-2 | 245 | Texas-El Paso | 16 | 1 | 1998 |
| 66 | Jim Juriga | T/G | 6-6 | 269 | Illinois | 32 | 31 | 1986-90 |
| K | | | | | | | | |
| 55 | John Kacherski | LB | 6-2 | 240 | Ohio State | 7 | 0 | 1992 |
| 59 | Larry Kaminski | C | 6-2 | 245 | Purdue | 96 | *54 | 1966-73 |
| 72 | Bob Kampa | DT | 6-4 | 252 | California | 4 | 1 | 1974 |
| 13 | Danny Kanell | QB | 6-3 | 218 | Florida State | 5 | 2 | 2003-04 |
| 12 | Ken Karcher | QB | 6-3 | 205 | Tulane | 4 | 3 | 1987-88 |
| 3 | Rich Karlis | K | 6-0 | 180 | Cincinnati | 101 | 0 | 1982-88 |
| 72 | Keith Kartz | C/T | 6-4 | 270 | California | 100 | 89 | 1987-94 |
| 82 | Kevin Kasper | WR | 6-0 | 193 | Iowa | 14 | 4 | 2001-02 |
| 88 | Clarence Kay | TE | 6-2 | 237 | Georgia | 135 | 126 | 1984-92 |
| 61 | Bill Keating | DT | 6-2 | 242 | Michigan | 20 | N/A | 1966-67 |
| 32 | Mike Kellogg | FB | 6-0 | 230 | Santa Clara | 10 | N/A | 1966-67 |
| 86/87 | Pat Kelly | TE | 6-6 | 252 | Syracuse | 32 | 1 | 1988-89 |
| 28 | Kenoy Kennedy | S | 6-1 | 215 | Arkansas | 73 | 59 | 2000-04 |
| 85 | Eddie Kennison | WR | 6-0 | 195 | Louisiana State | 8 | 6 | 2001 |
| 68 | Crawford Ker | G | 6-3 | 288 | Florida | 12 | 10 | 1991 |
| 32 | Jon Keyworth | RB | 6-3 | 230 | Colorado | 95 | 69 | 1974-80 |
| 33 | Jim Kiick | RB | 5-11 | 214 | Wyoming | 17 | 0 | 1976-77 |
| 80/82 | Tony Kimbrough | WR | 6-2 | 192 | Jackson State | 27 | 0 | 1993-94 |
| 81 | Todd Kinchen | WR | 5-11 | 187 | Louisiana State | 7 | 0 | 1996 |
| 70 | Donald W. King | E | 6-3 | 260 | Kentucky | 14 | N/A | 1960 |
| 84 | Vince Kinney | WR | 6-2 | 190 | Maryland | 23 | 0 | 1978-79 |
| 97 | Bruce Klostermann | LB | 6-4 | 230 | South Dakota State | 37 | 5 | 1986-89 |
| 16 | Jeff Knapple | QB | 6-2 | 200 | Northern Colorado | 2 | 0 | 1980 |
| 99 | Shawn Knight | NT | 6-6 | 290 | Brigham Young | 14 | 0 | 1988 |
| 4 | Micah Knorr | P/K | 6-2 | 199 | Utah State | 36 | 0 | 2002-04 |
| 56 | Mike Knox† | LB | 6-2 | 240 | Nebraska | 3 | 0 | 1987 |
| 73 | Robert E. Konovsky | E | 6-2 | 246 | Wisconsin | 13 | N/A | 1961 |
| 71 | Greg Kragen | NT | 6-3 | 263 | Utah State | 136 | 116 | 1985-93 |
| 86 | Jim Krieg | WR | 5-9 | 172 | Washington | 6 | 0 | 1972 |

BRONCOS ALL-TIME ROSTER, CONT.

| No. | Name | Pos. | Hgt. | Wgt. | College | GP | GS | Years |
|----------|-------------------------|--------------|------------|------------|---------------------------|------------|------------|------------------|
| 12 | Gary Kroner | K | 6-1 | 200 | Wisconsin | 31 | N/A | 1965-67 |
| 52 | Ray Kubala | C | 6-5 | 265 | Texas A&M | 41 | N/A | 1964-67 |
| 8 | Gary Kubiak | QB | 6-0 | 192 | Texas A&M | 119 | 5 | 1983-91 |
| 52 | Frank W. Kuchta | C | 6-2 | 225 | Notre Dame | 12 | N/A | 1960 |
| 22 | Aaron Kyle | DB | 5-11 | 185 | Wyoming | 35 | 34 | 1980-82 |
| L | | | | | | | | |
| 40 | Ron Lamb | FB | 6-2 | 225 | South Carolina | 3 | 3 | 1968 |
| 51/76 | Gordon Lambert | LB | 6-5 | 245 | Tennessee-Martin | 14 | 0 | 1968-69 |
| 50 | Pat Lamberti, Jr. | LB | 6-2 | 225 | Richmond | 7 | N/A | 1961 |
| 33 | Gene Lang | RB | 5-10 | 196 | Louisiana State | 55 | 10 | 1984-87 |
| 21 | Le-Lo Lang | CB | 5-11 | 185 | Washington | 54 | 1 | 1990-93 |
| 67/76 | Ken Lanier | T | 6-3 | 281 | Florida State | 177 | 165 | 1981-92, 94 |
| 80 | Dan LaRose | DE | 6-5 | 250 | Missouri | 11 | N/A | 1966 |
| 77 | Carl James Larpenter | G | 6-4 | 235 | Texas | 28 | N/A | 1960-61 |
| 87 | Bill Larson | TE | 6-4 | 225 | Colorado State | 2 | 0 | 1980 |
| 45 | Bill Laskey | LB | 6-3 | 235 | Michigan | 25 | 21 | 1973-74 |
| 73 | Isaac T. Lassiter | E | 6-5 | 270 | St. Augustine | 23 | N/A | 1962-64 |
| 75 | Kit Lathrop | DE | 6-5 | 255 | Arizona State | 9 | 0 | 1979 |
| 72 | Don Latimer | DT | 6-3 | 259 | Miami (Fla.) | 80 | 8 | 1978-83 |
| 48/83 | Mike Leach | TE/LS | 6-2 | 245 | William & Mary | 56 | 0 | 2002-05 |
| 10 | Jim Leclair | QB | 6-1 | 200 | C.W. Post | 8 | *2 | 1967-68 |
| 53 | Roger LeClerc | C | 6-3 | 235 | Trinity (Conn.) | 8 | N/A | 1967 |
| 15 | Jacky Lee | QB | 6-1 | 189 | Cincinnati | 18 | N/A | 1964-65 |
| 68 | Larry Lee | C/G | 6-2 | 265 | UCLA | 13 | 5 | 1987-88 |
| 81 | Max Leetzow | DE | 6-4 | 240 | Idaho | 28 | N/A | 1965-66 |
| 85 | Ashley Lelie | WR | 6-3 | 200 | Hawaii | 64 | 40 | 2002-05 |
| 54 | Mike Lemon | LB | 6-2 | 218 | Kansas | 1 | 0 | 1975 |
| 28 | Jack Lentz | S | 6-0 | 190 | Holy Cross | 26 | *7 | 1967-68 |
| 78 | Matt Lepsis | T | 6-4 | 290 | Colorado | 128 | 111 | 1997-2005 |
| 26 | Darrell Lester | FB | 6-2 | 228 | McNeese State | 23 | N/A | 1965-66 |
| 94 | Leon Lett | DE | 6-6 | 290 | Emporia State | 12 | 0 | 2001 |
| 20/41 | Greg Lewis | RB | 5-10 | 214 | Washington | 32 | 5 | 1991-92 |
| 24 | Hal Lewis | DB | 6-0 | 185 | Arizona State | 1 | 0 | 1968 |
| 48 | Herman Lewis | E | 6-2 | 188 | Virginia Union | 0 | 0 | 1968 |
| 8 | Jeff Lewis | QB | 6-2 | 211 | Northern Arizona | 5 | 0 | 1996-98 |
| 22 | Tony Lilly | S | 6-0 | 199 | Florida | 58 | 15 | 1984-87 |
| 33 | Hub Lindsey | HB | 5-11 | 196 | Wyoming | 3 | 0 | 1968 |
| 2 | Steve Lindsey | K | 6-1 | 185 | Mississippi | 6 | 0 | 2000 |
| 14 | Pete Liske | QB | 6-3 | 200 | Penn State | 18 | 11 | 1969-70 |
| 44 | Floyd Little | HB | 5-10 | 196 | Syracuse | 117 | *93 | 1967-75 |
| 74 | Bill Lobenstein† | DL | 6-3 | 261 | Wisconsin-Whitewater | 3 | 0 | 1987 |
| 89 | Kerry Lockint† | TE | 6-3 | 230 | New Mexico State | 3 | 0 | 1987 |
| 97 | Mike Lodish | DT | 6-3 | 275 | UCLA | 92 | 19 | 1995-2000 |
| 89 | Dave Logan | WR | 6-4 | 219 | Colorado | 4 | 0 | 1984 |
| 31 | Derek Loville | RB | 5-10 | 203 | Oregon | 42 | 0 | 1997-99 |
| 58/59 | Tim Lucas | LB | 6-3 | 230 | California | 75 | 11 | 1987-93 |
| 21 | Tommy Luke | LB | 6-0 | 190 | Mississippi | 7 | 1 | 1968 |
| 10 | Triandos Luke | WR | 5-10 | 189 | Alabama | 10 | 0 | 2004 |
| 22 | Fran Lynch | HB | 6-1 | 205 | Hofstra | 99 | *14 | 1967-76 |
| 47 | John Lynch | S | 6-2 | 220 | Stanford | 31 | 31 | 2004-05 |
| 37 | Anthony Lynn | RB | 6-3 | 230 | Texas Tech | 61 | 0 | 1993, '97-99 |
| 61 | Tom Lyons | G | 6-2 | 230 | Georgia | 73 | 62 | 1971-76 |
| 41 | Rob Lytle | TE/RB | 5-11 | 195 | Michigan | 87 | 23 | 1977-83 |
| M | | | | | | | | |
| 52 | Dan MacDonald† | LB | 6-2 | 230 | Idaho State | 3 | 0 | 1987 |
| 8 | Tommy Maddox | QB | 6-4 | 205 | UCLA | 29 | 4 | 1992-93 |
| 82 | Adrian Madise | WR | 5-11 | 215 | Texas Christian | 11 | 0 | 2003-04 |
| 78 | Don Maggs | G/T | 6-5 | 290 | Tulane | 16 | 3 | 1993-94 |
| 33 | Ernest G. (Pete) Mangum | LB | 6-0 | 219 | Mississippi | 14 | N/A | 1960 |
| 83 | Wade Manning | WR | 5-11 | 190 | Ohio State | 25 | 0 | 1981-82 |
| 66/69 | Brisson Manor | DE | 6-4 | 247 | Arkansas | 107 | 34 | 1977-84 |
| 50 | Bobby Maples | C | 6-3 | 250 | Baylor | 98 | 61 | 1972-78 |
| 86 | Arthur Marshall | WR | 5-11 | 175 | Georgia | 32 | 10 | 1992-93 |
| 43 | Charles E. Marshall | HB | 6-0 | 180 | Oregon State | 5 | N/A | 1962 |
| 29 | Warren Marshall | RB | 6-0 | 218 | James Madison | 1 | 0 | 1987 |
| 47 | Paul Martha | S | 6-0 | 187 | Pittsburgh | 13 | 12 | 1970 |
| 83/85 | Rick Massie | WR | 6-1 | 190 | Kentucky | 13 | 4 | 1987-88 |
| 81 | Billy Masters | TE | 6-5 | 240 | Louisiana State | 66 | 29 | 1970-74 |
| 73 | Pat Matson | G | 6-1 | 245 | Oregon | 28 | N/A | 1966-67 |

| No. | Name | Pos. | Hgt. | Wgt. | College | GP | GS | Years |
|-------|----------------------------|------------|------------|------------|----------------------|-----------|-----------|----------------|
| 55 | Archie Matsos | LB | 6-0 | 217 | Michigan State | 9 | N/A | 1966 |
| 76/77 | Jack Mattox | T | 6-4 | 240 | Fresno State | 8 | N/A | 1961-62 |
| 55 | Marv Matuszak | LB | 6-3 | 232 | Tulsa | 14 | N/A | 1964 |
| 8 | Matt Mauck | QB | 6-1 | 213 | Louisiana State | 0 | 0 | 2004 |
| 74 | Andy Maurer | T | 6-3 | 265 | Oregon | 13 | 13 | 1977 |
| 14 | Dean May† | QB | 6-5 | 220 | Louisville | 3 | 0 | 1987 |
| 56 | Ray May | LB | 6-1 | 230 | Southern California | 33 | 30 | 1973-75 |
| 87 | Ed McCaffrey | WR | 6-5 | 215 | Stanford | 120 | 104 | 1995-2003 |
| 40 | Brendan McCarthy | FB | 6-3 | 220 | Boston College | 8 | 5 | 1968-69 |
| 10/11 | John McCormick | QB | 6-1 | 208 | Massachusetts | 38 | N/A | 1963-66, 68 |
| 96 | Jake McCullough | DE | 6-5 | 270 | Clemson | 16 | 0 | 1989-90 |
| 67 | Robert V. McCullough | G | 6-2 | 245 | Colorado | 56 | N/A | 1962-65 |
| 33 | Lawrence McCutcheon | RB | 6-1 | 205 | Colorado State | 6 | 0 | 1980 |
| 54 | Ed (Wahoo) McDaniel | LB | 6-1 | 235 | Oklahoma | 42 | N/A | 1961-63 |
| 82 | Orlando McDaniel | WR | 6-0 | 180 | Louisiana State | 3 | 0 | 1982 |
| 68 | Reggie McElroy | G/T | 6-6 | 290 | West Texas State | 23 | 0 | 1995-96 |
| 64 | Lewis P. (Bud) McFadin | DT | 6-3 | 260 | Texas | 56 | N/A | 1960-63 |
| 47 | John McGeever | DB | 6-1 | 195 | Auburn | 55 | N/A | 1962-65 |
| 85 | Phil McGeoghan | WR | 6-2 | 224 | Maine | 2 | 0 | 2001 |
| 91 | Chester McGlockton | DT | 6-4 | 334 | Clemson | 32 | 31 | 2001-02 |
| 89 | Keli McGregor | TE | 6-6 | 250 | Colorado State | 2 | 0 | 1985 |
| 83 | Travis McGriff | WR | 5-8 | 185 | Florida | 34 | 0 | 1999-2001 |
| 16 | Monte McGuire† | QB | 6-4 | 202 | Texas Tech | 2 | 0 | 1987 |
| 58 | Bill McKoy | LB | 6-3 | 235 | Purdue | 30 | 9 | 1970-72 |
| 26 | Tim McKyer | CB | 6-0 | 178 | Texas-Arlington | 16 | 1 | 1997 |
| 68 | Ron McLean† | DL | 6-3 | 270 | Cal State Fullerton | 3 | 0 | 1987 |
| 45 | James R. McMillin | DB | 6-0 | 190 | Colorado State | 47 | N/A | 1960-62, 64-65 |
| 41 | Robert McNamara | HB | 6-0 | 190 | Minnesota | 14 | N/A | 1960-61 |
| 47 | Ryan McNeil | CB | 6-2 | 210 | Miami (Fla.) | 4 | 0 | 2003 |
| 77/97 | Karl Mecklenburg | LB/DE | 6-3 | 240 | Minnesota | 180 | 141 | 1983-94 |
| 61 | Bob Meeks | C | 6-2 | 279 | Auburn | 8 | 0 | 1992-94 |
| 64 | Jon Melander | G | 6-7 | 280 | Minnesota | 29 | 22 | 1993-94 |
| 63 | Richard Mercier | G | 6-3 | 299 | Miami (Fla.) | 0 | 0 | 2000 |
| 59 | Mark Merrill | LB | 6-4 | 237 | Minnesota | 17 | 0 | 1981-82 |
| 46/87 | Bobby Micho | RB/TE | 6-3 | 236 | Texas | 20 | 3 | 1986-87 |
| 23 | Willie Middlebrooks | CB | 6-1 | 200 | Minnesota | 51 | 2 | 2001-04 |
| 22 | Glyn Milburn | RB | 5-8 | 177 | Stanford | 48 | 6 | 1993-95 |
| 17 | Hugh Millen | QB | 6-5 | 216 | Washington | 8 | 2 | 1994-95 |
| 83 | Anthony Miller | WR | 5-11 | 190 | Tennessee | 46 | 45 | 1994-96 |
| 82 | Billy Miller | WR | 6-3 | 230 | Southern California | 22 | 0 | 1999-2000 |
| 12 | Chris Miller | QB | 6-2 | 204 | Oregon | 3 | 3 | 1999 |
| 52 | Jeff Mills | LB | 6-3 | 244 | Nebraska | 41 | 3 | 1990-93 |
| 21 | Eugene Mingo | HB/K | 6-2 | 216 | No college | 59 | N/A | 1960-64 |
| 71 | Claudia Minor | T | 6-4 | 280 | San Diego State | 125 | 123 | 1974-82 |
| 20 | Tommy Earl Minter | HB | 5-10 | 178 | Baylor | 7 | N/A | 1962 |
| 67 | Dean Miraldi | T | 6-5 | 266 | Utah | 10 | 0 | 1985 |
| 75 | Rex Mirich | DE | 6-4 | 250 | Northern Arizona | 34 | *12 | 1967-69 |
| 49 | Alvin Mitchell | S/WR | 6-3 | 195 | Morgan State | 2 | 0 | 1970 |
| 27 | Charlie Mitchell | HB | 5-11 | 185 | Washington | 56 | N/A | 1963-67 |
| 41 | Leroy Mitchell | CB | 6-1 | 190 | Texas Southern | 40 | 40 | 1971-73 |
| 51 | John Mobley | LB | 6-1 | 236 | Kutztown | 105 | 102 | 1996-2003 |
| 89 | Orson Mobley | TE | 6-5 | 256 | Salem College (W.V.) | 62 | 33 | 1986-90 |
| 22 | Alton Montgomery | S/CB | 6-0 | 200 | Houston | 43 | 5 | 1990-92 |
| 81/83 | Scottie Montgomery | WR | 6-1 | 195 | Duke | 4 | 0 | 2000-02 |
| 78 | Marv Montgomery | T | 6-6 | 255 | Southern California | 57 | 25 | 1971-76 |
| 21 | Randy Montgomery | CB | 5-11 | 182 | Weber State | 26 | 10 | 1971-73 |
| 52 | Mike Montler | C | 6-5 | 254 | Colorado | 14 | 14 | 1977 |
| 48 | Alex Moore | HB | 6-0 | 195 | Norfolk State | 3 | 0 | 1968 |
| 87 | Bob Moore | TE | 6-3 | 220 | Stanford | 8 | 2 | 1978 |
| 23 | Jason Moore | S | 5-10 | 191 | San Diego State | 6 | 0 | 1999 |
| 78 | Leroy Moore | DE | 6-2 | 240 | Fort Valley State | 26 | N/A | 1964-65 |
| 69 | Mookie Moore | G | 6-2 | 318 | Troy State | 0 | 0 | 2001-02 |
| 76 | Randy Moore | DT | 6-2 | 241 | Arizona State | 8 | 0 | 1976 |
| 12 | Shawn Moore | QB | 6-2 | 213 | Virginia | 3 | 0 | 1991-93 |
| 86 | Emery Moorehead | WR/RB | 6-2 | 218 | Colorado | 16 | 0 | 1980 |
| 7 | Craig Morton | QB | 6-4 | 214 | California | 72 | 64 | 1977-82 |
| 25 | Haven Moses | WR | 6-2 | 208 | San Diego State | 140 | 127 | 1972-81 |
| 85 | John Mosier | TE | 6-3 | 220 | Kansas | 11 | 1 | 1971 |
| 86 | Bobby Moten | TE | 6-4 | 212 | Bishop College | 3 | 0 | 1968 |
| 51 | Marc Munford | LB | 6-2 | 231 | Nebraska | 48 | 16 | 1987-90 |
| 57 | Mark Murray | LB | 6-2 | 240 | Florida | 6 | 0 | 1991 |
| 14 | Bill Musgrave | QB | 6-3 | 215 | Oregon | 9 | 1 | 1995-96 |
| 62 | Chris Myers | C/G | 6-4 | 300 | Miami (Fla.) | 9 | 0 | 2005 |
| 96 | Michael Myers | DT | 6-2 | 300 | Alabama | 16 | 15 | 2005 |

BRONCOS ALL-TIME ROSTER, CONT.

| No. | Name | Pos. | Hgt. | Wgt. | College | GP | GS | Years |
|----------|---------------------|-----------|------------|------------|-------------------------|------------|------------|------------------|
| 29 | Wilbur Myers | S | 5-11 | 195 | Delta State | 16 | 0 | 1983 |
| 39 | Jesse Myles | RB | 5-10 | 210 | Louisiana State | 22 | 0 | 1983-84 |
| 54 | Chip Myrtle | LB | 6-2 | 225 | Maryland | 81 | *40 | 1967-72 |
| N | | | | | | | | |
| 58 | Rob Nairne | LB | 6-4 | 223 | Oregon State | 55 | 21 | 1977-80 |
| 66 | Tom Nalen | C | 6-3 | 286 | Boston College | 173 | 167 | 1994-2005 |
| 82 | Marcus Nash | WR | 6-3 | 195 | Tennessee | 10 | 1 | 1998-99 |
| 84 | Ricky Nattiel | WR | 5-9 | 180 | Florida | 70 | 17 | 1987-92 |
| 6 | Joe Nedney | K | 6-4 | 215 | San Jose State | 3 | 0 | 2000 |
| 62 | Dan Neil | G | 6-2 | 285 | Texas | 108 | 104 | 1997-2004 |
| 80 | Ron Nery | E | 6-6 | 247 | Wisconsin | 4 | N/A | 1963 |
| 76 | Tom Neville | T | 6-4 | 260 | Mississippi State | 16 | 15 | 1978 |
| 51 | Lee (Mike) Nichols | C | 6-3 | 225 | Arkansas A&M | 28 | N/A | 1960-61 |
| 43 | John Nocera | LB | 6-1 | 220 | Iowa | 9 | N/A | 1963 |
| 68 | Tom Nomina | T | 6-3 | 260 | Miami (Ohio) | 37 | N/A | 1963-65 |
| 38 | Ben Norman | RB | 6-1 | 212 | Colorado State | 3 | 0 | 1980 |
| 1/4 | Chris Norman | P | 6-2 | 198 | South Carolina | 38 | 0 | 1984-86 |
| 15 | Philip H. Nugent | HB | 6-2 | 195 | Tulane | 12 | N/A | 1961 |
| O | | | | | | | | |
| 27 | Tom Oberg | S | 6-0 | 185 | Portland State | 16 | 13 | 1968-69 |
| 88 | Riley Odoms | TE | 6-4 | 230 | Houston | 153 | 134 | 1972-83 |
| 42 | Muhammad Oliver | DB | 5-11 | 179 | Oregon | 3 | 0 | 1992 |
| 58 | Phil Olsen | C | 6-5 | 265 | Utah State | 27 | 5 | 1975-76 |
| 76 | Harold Olson | T | 6-2 | 255 | Clemson | 28 | N/A | 1963-64 |
| 0 | John Olszewski | FB | 5-11 | 200 | California | 12 | N/A | 1962 |
| 66 | Jim O'Malley | LB | 6-1 | 229 | Notre Dame | 40 | 5 | 1973-75 |
| 24 | Deltha O'Neal | CB | 5-10 | 196 | California | 61 | 36 | 2000-03 |
| 91 | Willie Oshodin | DE | 6-4 | 265 | Villanova | 30 | 5 | 1993-95 |
| P | | | | | | | | |
| 95 | Anton Palepoi | DE | 6-3 | 283 | Nevada-Las Vegas | 11 | 0 | 2004 |
| 23 | Chris Pane | DB | 5-11 | 184 | Chico State | 36 | 1 | 1976-79 |
| 56 | Don Parish | LB | 6-1 | 220 | Stanford | 1 | 1 | 1972 |
| 60 | Ernie Park | G | 6-3 | 253 | McMurray College | 14 | N/A | 1967 |
| 60 | Charlie Parker | G | 6-1 | 245 | Southern Mississippi | 14 | N/A | 1965 |
| 1 | Daren Parker | P | 6-0 | 185 | South Carolina | 3 | 0 | 1992 |
| 74 | Scott Parrish | T | 6-6 | 265 | Utah State | 0 | 0 | 1976 |
| 24 | Rick Parros | RB | 5-11 | 200 | Utah State | 46 | 32 | 1980-84 |
| 12 | Al Pastrana | QB | 6-1 | 190 | Maryland | 7 | 3 | 1969-70 |
| 28 | Tito Paul | CB | 6-0 | 195 | Ohio State | 16 | 0 | 1998 |
| 41 | Karl Paymah | CB | 6-0 | 200 | Washington State | 13 | 0 | 2005 |
| 88 | Russell Payne† | TE | 6-1 | 240 | Appalachian State | 1 | 0 | 1987 |
| 71 | Jack Peavey† | OL | 6-2 | 260 | Troy State | 3 | 1 | 1987 |
| 12 | Craig Penrose | QB | 6-3 | 211 | San Diego State | 18 | 4 | 1976-79 |
| 71 | James W. Perkins | T | 6-2 | 250 | Colorado | 42 | N/A | 1962-64 |
| 33/35 | Lonnie Perrin | RB | 6-1 | 222 | Illinois | 44 | 5 | 1976-78 |
| 60 | Gerald Perry | G/T | 6-6 | 300 | Southern | 40 | 29 | 1988-90 |
| 95 | Michael Dean Perry | DT | 6-1 | 285 | Clemson | 38 | 37 | 1995-97 |
| 33 | Robert Perryman | FB | 6-1 | 233 | Michigan | 19 | 8 | 1991-92 |
| 77 | Anton Peters | T | 6-4 | 245 | Florida | 10 | N/A | 1963 |
| 26 | Lyle Pickens† | DB | 5-10 | 175 | Colorado | 1 | 0 | 1987 |
| 58 | Terry Pierce | LB | 6-1 | 251 | Kansas State | 18 | 0 | 2003-04 |
| 74 | Evan Pilgrim | OL | 6-4 | 304 | Brigham Young | 0 | 0 | 1999 |
| 95 | Kavika Pittman | DE | 6-6 | 273 | McNeese State | 45 | 44 | 2000-02 |
| 48 | John Pitts | S | 6-4 | 218 | Arizona State | 22 | 4 | 1973-75 |
| 82 | Dave Pivec | TE | 6-3 | 230 | Notre Dame | 14 | 5 | 1969 |
| 38 | Bruce Plummer | DB | 6-0 | 197 | Mississippi State | 26 | 0 | 1987-88, 90 |
| 16 | Jake Plummer | QB | 6-2 | 212 | Arizona State | 43 | 43 | 2003-05 |
| 22 | Bobby Ply | DB | 6-1 | 190 | Baylor | 1 | N/A | 1967 |
| 21 | Randy Polt | DB | 6-3 | 190 | Stanford | 29 | 2 | 1975-77 |
| 47 | David Pool | DB | 5-9 | 182 | Carson-Newman | 0 | 0 | 1993 |
| 81 | Keith Poole | WR | 6-0 | 188 | Arizona State | 6 | 3 | 2001 |
| 34 | Nathan Poole | RB | 5-9 | 210 | Louisville | 30 | 13 | 1982-83, 85, 87 |
| 37 | Tyrone Poole | CB | 5-8 | 188 | Fort Valley State | 16 | 4 | 2002 |
| 75 | Monsanto Pope | DT | 6-3 | 300 | Virginia | 48 | 21 | 2002-05 |
| 31 | Kerry Porter | RB | 6-1 | 215 | Washington State | 13 | 3 | 1990 |
| 26 | Clinton Portis | RB | 5-11 | 205 | Miami (Fla.) | 29 | 25 | 2002-03 |
| 23 | Dickie Post | RB | 5-9 | 190 | Houston | 6 | 1 | 1971 |
| 31 | Darryl Pounds | CB | 5-10 | 185 | Nicholls State | 9 | 0 | 2000 |

| No. | Name | Pos. | Hgt. | Wgt. | College | GP | GS | Years |
|----------|-----------------------|-----------|-------------|------------|------------------------------|-----------|----------|----------------|
| 91 | Warren Powers | DE | 6-6 | 287 | Maryland | 44 | 28 | 1989-91 |
| 88 | Eugene Prebola | E | 6-3 | 225 | Boston University | 42 | N/A | 1961-63 |
| 23 | Steve Preece | S | 6-1 | 195 | Oregon State | 13 | 9 | 1972 |
| 46 | Dave Preston | HB | 5-10 | 185 | Bowling Green | 76 | 37 | 1978-83 |
| 11 | Luke Prestridge | P | 6-4 | 235 | Baylor | 73 | 0 | 1979-83 |
| 56 | James Price | LB | 6-2 | 225 | Auburn | 6 | N/A | 1964 |
| 25 | Errol Prisby | DB | 5-10 | 184 | Cincinnati | 5 | N/A | 1967 |
| 81 | Mike Pritchard | WR | 5-10 | 188 | Colorado | 18 | 13 | 1994-95 |
| 93 | Trevor Pryce | DL | 6-5 | 286 | Clemson | 121 | 114 | 1997-2005 |
| 88 | Jeb Putzier | TE | 6-4 | 256 | Boise State | 39 | 10 | 2002-05 |
| 83 | John J. Pyeatt | HB | 6-3 | 204 | No college | 17 | N/A | 1960-61 |
| Q | | | | | | | | |
| 26 | Frank Quayle | RB | 5-10 | 195 | Virginia | 11 | 2 | 1969 |
| R | | | | | | | | |
| 78 | Bruce Radford | DE | 6-5 | 257 | Grambling | 16 | 0 | 1979 |
| 10 | Steve Ramsey | QB | 6-2 | 210 | North Texas State | 53 | 31 | 1971-76 |
| 99 | Montae Reagor | DE | 6-3 | 285 | Texas Tech | 45 | 1 | 1999-2002 |
| | Leo T. Reed | T | 6-4 | 240 | Colorado State | 4 | N/A | 1961 |
| 32 | Tony Reed | RB | 5-11 | 197 | Colorado | 15 | 0 | 1981 |
| 43 | Izell Reese | S | 6-2 | 190 | Alabama-Birmingham | 15 | 15 | 2002 |
| 41 | Johnathan Reese | RB | 6-1 | 220 | Columbia | 0 | 0 | 2004 |
| 74 | Dan Remsberg | T | 6-6 | 275 | Abilene Christian | 21 | 1 | 1986-87 |
| 40 | Randy Rich | DB | 5-10 | 178 | New Mexico | 0 | 0 | 1977 |
| 43 | Bob Richardson | DB | 6-1 | 180 | UCLA | 9 | N/A | 1966 |
| 99 | David Richie | DT | 6-4 | 280 | Washington | 2 | 0 | 1997 |
| 58 | Frank Richter | LB | 6-3 | 235 | Georgia | 34 | *11 | 1967-69 |
| 26 | Larry Riley | DB | 5-10 | 192 | Salem College (N.C.) | 5 | 0 | 1977 |
| 38 | Reggie Rivers | RB | 6-1 | 215 | Southwest Texas State | 96 | 5 | 1991-96 |
| 59 | Joe Rizzo | LB | 6-1 | 220 | U.S. Merchant Marine Academy | 81 | 62 | 1974-80 |
| 48 | Randy Robbins | DB | 6-2 | 189 | Arizona | 116 | 26 | 1984-91 |
| 36 | Frank Robinson | CB | 5-11 | 175 | Boise State | 28 | 2 | 1992-93 |
| 94 | Jeff Robinson | DE | 6-4 | 270 | Idaho | 64 | 0 | 1993-96 |
| 95 | Jeroy Robinson | LB | 6-1 | 241 | Texas A&M | 3 | 0 | 1990 |
| 17 | Matt Robinson | QB | 6-2 | 196 | Georgia | 14 | 7 | 1980 |
| 77 | Alden Roche | DE | 6-4 | 255 | Southern | 14 | 0 | 1970 |
| 4 | Ruben Rodriguez | P | 6-2 | 210 | Arizona | 5 | 0 | 1992 |
| 68 | William E. Roehne† | LB | 6-1 | 227 | Bradley | 18 | N/A | 1961-62 |
| 73 | Stan Rogers | T | 6-4 | 256 | Maryland | 14 | 2 | 1975 |
| 35 | David S. Rolle | FB | 6-0 | 215 | Oklahoma | 14 | N/A | 1960-61 |
| 53 | Bill Romanowski | LB | 6-4 | 245 | Boston College | 96 | 96 | 1996-2001 |
| 42 | Al Romine | HB | 6-2 | 191 | Florence State | 14 | N/A | 1960 |
| 81 | Barry Rose | WR | 6-0 | 185 | Wisconsin-Stevens Point | 3 | 0 | 1993 |
| 30 | Oliver Ross | RB | 6-0 | 210 | Alabama A&M | 25 | 0 | 1973-75 |
| 11 | Tobin Rote | QB | 6-2 | 211 | Rice | 3 | N/A | 1966 |
| 16 | Tom Rouen | P | 6-3 | 225 | Colorado | 152 | 0 | 1993-2002 |
| 33 | Justin D. Rowland | HB | 6-2 | 188 | Texas Christian | 10 | N/A | 1962 |
| 46 | John Rowser | DB | 6-1 | 190 | Michigan | 38 | 37 | 1974-76 |
| 11 | T.J. Rubley | QB | 6-3 | 212 | Tulsa | 0 | 0 | 1996 |
| 40 | Martin Rudolph† | DB | 5-10 | 183 | Arizona | 3 | 1 | 1987 |
| 57 | Mike Ruether | C | 6-4 | 279 | Texas | 17 | 0 | 1988-89 |
| 58 | Steve Russ | LB | 6-4 | 245 | Air Force | 24 | 0 | 1997-2000 |
| 39 | Darryl Russell† | DB | 6-0 | 190 | Appalachian State | 3 | 0 | 1987 |
| 85 | Derek Russell | WR | 6-0 | 195 | Arkansas | 50 | 36 | 1991-94 |
| 42 | Leonard Russell | RB | 6-2 | 235 | Arizona State | 14 | 13 | 1994 |
| 53 | Johnny Rutledge | LB | 6-3 | 239 | Florida | 6 | 0 | 2003 |
| 50 | Jim Ryan | LB | 6-1 | 225 | William & Mary | 150 | 91 | 1979-88 |
| 80 | Tom Rychlec | E | 6-3 | 220 | American International | 3 | N/A | 1963 |
| S | | | | | | | | |
| 26 | George Saimes | S | 5-11 | 186 | Michigan State | 30 | 19 | 1970-72 |
| 74 | Ephraim Salaam | T | 6-7 | 295 | San Diego State | 30 | 30 | 2002-03 |
| 74 | Harvey Salem | T | 6-6 | 283 | California | 10 | 0 | 1991 |
| 84 | Clint Sampson | WR | 5-11 | 183 | San Diego State | 59 | 10 | 1983-86 |
| 55 | Glenell Sanders | LB | 6-1 | 228 | Louisiana Tech | 1 | 0 | 1994 |
| 37 | Cecil Sapp | RB | 5-11 | 229 | Colorado State | 22 | 0 | 2003-05 |
| 10 | Todd Sauerbrun | P | 5-10 | 215 | West Virginia | 16 | 0 | 2005 |
| 83 | John Sawyer | TE | 6-2 | 240 | Southern Mississippi | 17 | 11 | 1983-84 |
| 54 | Ron Sbranti | LB | 6-2 | 230 | Utah State | 14 | N/A | 1966 |
| 82 | Bob Scarpitto | WR/P | 5-11 | 192 | Notre Dame | 81 | N/A | 1962-67 |
| 67 | Carl Schaukowitz | G | 6-3 | 235 | Penn State | 11 | 2 | 1975 |
| 67 | Steve Schindler | G | 6-3 | 256 | Boston College | 28 | 4 | 1977-78 |
| 69 | Mark Schlereth | G | 6-3 | 282 | Idaho | 81 | 81 | 1995-2000 |

BRONCOS ALL-TIME ROSTER, CONT.

| No. | Name | Pos. | Hgt. | Wgt. | College | GP | GS | Years |
|-------|---------------------------|-------|------|------|---------------------------|-----|-----|----------------|
| 64 | Mike Schnitker | G | 6-3 | 245 | Colorado | 74 | 26 | 1969-74 |
| 74 | Bill Schultz | T | 6-5 | 305 | Southern California | 2 | 0 | 1995 |
| 84/86 | John Schultz | WR | 5-10 | 182 | Maryland | 32 | 0 | 1976-78 |
| 66 | Carlos Scott† | C | 6-2 | 305 | Texas-El Paso | 0 | 0 | 1987 |
| 45 | Lew Scott | DB | 5-11 | 170 | Oregon State | 13 | N/A | 1966 |
| 76 | Kirk Scrafford | T | 6-6 | 270 | Montana | 32 | 7 | 1993-94 |
| 35 | James H. Sears | HB | 5-11 | 183 | Southern California | 2 | N/A | 1960-61 |
| 21 | Goldie Sellers | DB | 6-2 | 198 | Grambling | 27 | N/A | 1966-67 |
| 45 | Jeff Severson | DB | 6-1 | 183 | Long Beach State | 14 | 3 | 1975 |
| 30 | Steve Sewell | RB/WR | 6-3 | 210 | Oklahoma | 94 | 15 | 1985-92 |
| 65 | Don Shackelford | G | 6-4 | 255 | Pacific | 8 | N/A | 1964 |
| 75 | Rick Sharp | T | 6-3 | 265 | Washington | 12 | 0 | 1972 |
| 81/84 | Shannon Sharpe | TE | 6-2 | 228 | Savannah State | 172 | 139 | 1990-99, 02-03 |
| 17 | George H. Shaw | QB | 6-1 | 183 | Oregon | 13 | N/A | 1962 |
| 45 | Richard Shelton | CB | 5-10 | 180 | Liberty | 4 | 0 | 1989 |
| 84 | Rod Sherman | WR | 6-0 | 190 | Southern California | 14 | 13 | 1972 |
| 88 | Mike Sherrard | WR | 6-1 | 185 | UCLA | 15 | 0 | 1996 |
| 75 | Roger Shoals | T | 6-4 | 260 | Maryland | 14 | 14 | 1971 |
| 40 | Jeff Shoate | CB | 5-10 | 189 | San Diego State | 7 | 0 | 2004-05 |
| 63 | Laval Short | DT | 6-3 | 250 | Colorado | 15 | 0 | 1980 |
| 80 | Jerry Simmons | WR | 6-0 | 190 | Bethune-Cookman | 51 | 35 | 1971-74 |
| 51 | Leon Simmons | LB | 6-0 | 225 | Grambling | 2 | N/A | 1963 |
| 51 | Mike Simone | LB | 6-0 | 210 | Stanford | 42 | 3 | 1972-74 |
| 67 | Jackie Simpson | LB | 6-0 | 225 | Mississippi | 6 | N/A | 1961 |
| 45 | John Sklopan | HB | 5-10 | 200 | Southern Mississippi | 3 | N/A | 1963 |
| 7/14 | Milton (Mickey) Slaughter | QB | 6-2 | 204 | Louisiana Tech | 40 | N/A | 1963-66 |
| 39 | Tom Smiley | RB | 6-1 | 235 | Lamar Tech | 14 | 9 | 1969 |
| 56 | Aaron Smith | LB | 6-2 | 223 | Utah State | 10 | 0 | 1984 |
| 55 | Art Smith | LB | 6-1 | 222 | Hawaii | 2 | 0 | 1980 |
| 26 | Ben Smith | CB | 6-3 | 208 | Georgia | 14 | 14 | 1994 |
| 20 | Daniel Eugene Smith | HB | 5-10 | 180 | Northeast Oklahoma | 4 | N/A | 1961 |
| 49 | Dennis Smith | S | 6-3 | 200 | Southern California | 184 | 170 | 1981-94 |
| 42 | Detron Smith | FB | 5-10 | 230 | Texas A&M | 91 | 2 | 1996-2001 |
| 14 | Don Smith | G | 6-4 | 240 | Florida A&M | 2 | N/A | 1967 |
| 75 | Ed Smith | DE | 6-5 | 241 | Colorado College | 16 | 3 | 1973-75 |
| 28 | Elliott Smith | CB | 6-2 | 192 | Alcorn A&M | 9 | 0 | 1990 |
| 72 | Harold Smith | T | 6-5 | 250 | UCLA | 3 | N/A | 1960 |
| | Hugh B. Smith | E | 6-4 | 217 | Kansas | 0 | 0 | 1962 |
| 47 | James Smith | S | 6-3 | 190 | Utah State | 2 | 1 | 1969 |
| 57 | Matt Smith† | LB | 6-2 | 234 | West Virginia | 3 | 0 | 1987 |
| 65 | Monte Smith | G | 6-5 | 270 | North Dakota | 14 | 0 | 1989 |
| 90 | Neil Smith | DE | 6-4 | 270 | Nebraska | 43 | 35 | 1997-99 |
| 70 | Paul Smith | DT/DE | 6-3 | 256 | New Mexico | 133 | 72 | 1968-78 |
| 45 | Perry Smith | DB | 6-1 | 195 | Colorado State | 26 | 5 | 1980-81 |
| 80 | Rod Smith | WR | 6-0 | 200 | Missouri Southern | 167 | 142 | 1995-2005 |
| 32 | Sammie Smith | RB | 6-2 | 226 | Florida State | 3 | 1 | 1992 |
| 71 | Willie Smith | G | 6-3 | 255 | Michigan | 14 | N/A | 1960 |
| 84 | Matt Snorton | TE | 6-5 | 250 | Michigan State | 5 | N/A | 1964 |
| 70 | Brian Sochia | NT/DE | 6-3 | 270 | Northwestern Oklahoma St. | 26 | 16 | 1991-92 |
| 39 | Roland Solomon | CB | 6-0 | 193 | Utah | 4 | 0 | 1981 |
| 51 | Henry Sorrell | LB | 6-1 | 215 | Chattanooga | 10 | N/A | 1967 |
| 33 | Jimmy Spencer | CB | 5-9 | 188 | Florida | 53 | 8 | 2000-03 |
| 59 | Donnie Spragan | LB | 6-3 | 239 | Stanford | 48 | 22 | 2002-04 |
| 78 | Rich Stachowski | DE/NT | 6-4 | 245 | California | 14 | 0 | 1983 |
| 62 | Jerry N. Stalcup | LB | 6-1 | 240 | Wisconsin | 22 | N/A | 1961-62 |
| 85 | Tim Stallworth | WR | 5-10 | 185 | Washington State | 1 | 0 | 1990 |
| 14 | Scott Stankavage | QB | 6-1 | 194 | North Carolina | 1 | 0 | 1984, 1986 |
| 44 | Bruce Starling | HB | 6-1 | 186 | Florida | 0 | 0 | 1963 |
| 17 | Larry Steele | P | 5-10 | 182 | Santa Rosa | 1 | 0 | 1974 |
| 19 | Fred Steinfeld | K | 5-11 | 180 | Boston College | 33 | 0 | 1979-81 |
| 36 | James E. Stinnette | FB/LB | 6-1 | 230 | Oregon State | 24 | N/A | 1961-62 |
| 21 | Jesse Stokes | DB | 6-0 | 190 | Corpus Christi | 2 | 0 | 1968 |
| 34 | Donnie Stone | FB | 6-1 | 205 | Arkansas | 48 | N/A | 1961-64 |
| 82 | Otto Stowe | WR | 6-2 | 188 | Iowa State | 8 | 0 | 1974 |
| 22 | Bob Stransky | HB | 6-1 | 180 | Colorado | 14 | N/A | 1960 |
| 63 | David Strickland | T/G | 6-0 | 220 | Memphis State | 14 | N/A | 1960 |
| 41 | Deon Strother | RB | 5-11 | 213 | Southern California | 2 | 0 | 1994 |
| 63 | Tim Stuber | G | 6-5 | 315 | Colorado State | 0 | 0 | 2004 |
| 70 | Dave Studdard | T | 6-4 | 260 | Texas | 145 | 133 | 1979-88 |
| 72 | Jerry G. Sturm | C/T/G | 6-3 | 260 | Illinois | 84 | N/A | 1961-66 |
| 60 | Nick Subis | G/C | 6-4 | 278 | San Diego State | 16 | 0 | 1991 |

| No. | Name | Pos. | Hgt. | Wgt. | College | GP | GS | Years |
|-------|--------------------|-------|------|------|-----------------------|-----|-----|----------------|
| 50 | John Sullins | LB | 6-1 | 225 | Alabama | 6 | 0 | 1992 |
| 85 | Don Summers | TE | 6-4 | 230 | Boise State | 18 | 1 | 1984-85 |
| 46 | Jim Summers | DB | 5-10 | 180 | Michigan State | 11 | N/A | 1967 |
| 35 | Jason Suttle | CB | 5-10 | 182 | Wisconsin | 10 | 0 | 1999-2000 |
| 25 | Charles Swann | WR/DB | 6-1 | 188 | Indiana State | 13 | 0 | 1994 |
| 80 | Shane Swanson† | WR | 5-9 | 200 | Nebraska | 3 | 2 | 1987 |
| 74 | Harry Swayne | T | 6-5 | 290 | Rutgers | 23 | 16 | 1997-98 |
| 49 | Neal Sweeney | FL | 6-2 | 170 | Tulsa | 10 | N/A | 1967 |
| 51 | Bob Swenson | LB | 6-3 | 225 | California | 96 | 77 | 1975-83 |
| 23 | Eugene Sykes | DB | 6-1 | 201 | Louisiana State | 4 | N/A | 1967 |
| 57 | Jashon Sykes | LB | 6-2 | 236 | Colorado | 19 | 8 | 2003-04 |
| 94 | Jim Szymanski | DE | 6-5 | 268 | Michigan State | 7 | 6 | 1990-91 |
| T | | | | | | | | |
| 64 | Ralph Tamm | G/C | 6-4 | 280 | West Chester | 22 | 1 | 1995-96 |
| 98 | Maa Tanuvasa | DE/DT | 6-2 | 270 | Hawaii | 80 | 54 | 1995-2000 |
| 65 | George Tarasovic | DE | 6-4 | 245 | Louisiana State | 6 | N/A | 1967 |
| 41 | Jerry L. Tarr | E | 6-0 | 190 | Oregon | 14 | N/A | 1962 |
| 95 | Alphonso Taylor | DT | 6-3 | 350 | Temple | 3 | 0 | 1993 |
| 81 | Kitrick Taylor | WR | 5-11 | 194 | Washington State | 2 | 0 | 1993 |
| 87 | Lionel T. Taylor | E | 6-2 | 215 | New Mexico Highlands | 96 | N/A | 1960-66 |
| 70 | Trey Teague | T | 6-5 | 292 | Tennessee | 34 | 20 | 1998-2001 |
| 13 | Steve Tensi | QB | 6-5 | 215 | Florida State | 27 | 22 | 1967-70 |
| 13 | David Terrell | WR | 6-3 | 212 | Michigan | 1 | 0 | 2005 |
| 84 | Jim Thibert | LB | 6-3 | 230 | Toledo | 13 | N/A | 1965 |
| 32 | Calvin Thomas | RB | 5-11 | 239 | Illinois | 2 | 0 | 1988 |
| 48 | Earlie Thomas | DB | 6-1 | 190 | Colorado State | 10 | 6 | 1975 |
| 26 | Eric Thomas | CB | 5-11 | 184 | Tulane | 14 | 0 | 1995 |
| 26 | J. T. Thomas | S | 6-2 | 196 | Florida State | 9 | 1 | 1982 |
| 82 | Zach Thomas | WR/PR | 6-0 | 182 | South Carolina State | 28 | 0 | 1983-84 |
| 53 | Anthony Thompson | LB | 6-1 | 227 | East Carolina | 11 | 0 | 1990 |
| 61 | Arland Thompson | G | 6-4 | 265 | Baylor | 2 | 0 | 1980 |
| 36 | Bill Thompson | DB | 6-1 | 201 | Maryland State | 179 | 178 | 1969-81 |
| 76 | Broderick Thompson | T | 6-5 | 295 | Kansas | 32 | 32 | 1995-96 |
| 77 | Jim Thompson | DT | 6-3 | 255 | Southern Illinois | 4 | N/A | 1965 |
| 4 | Robert Thompson† | WR | 5-9 | 168 | Youngstown State | 2 | 0 | 1987 |
| 87 | Cedric Tillman | WR | 6-2 | 204 | Alcorn State | 39 | 8 | 1992-94 |
| 51 | Dave Tobey | LB | 6-3 | 231 | Oregon | 7 | 0 | 1968 |
| 61 | Andre Townsend | DE/NT | 6-3 | 265 | Mississippi | 103 | 54 | 1984-90 |
| 54/94 | Keith Traylor | LB/DT | 6-2 | 304 | Central State (Okla.) | 94 | 66 | 1991-92, 97-00 |
| 20 | Jerry Traynham | HB | 5-10 | 190 | Southern California | 2 | N/A | 1961 |
| 9 | David Treadwell | K | 6-1 | 180 | Clemson | 64 | 0 | 1989-92 |
| 37 | Steve Trimble | DB | 5-10 | 181 | Maryland | 14 | *1 | 1981-83 |
| 18 | Frank Tripucka | QB | 6-2 | 192 | Notre Dame | 44 | 42 | 1960-63 |
| 91 | Jeff Tupper | DL | 6-5 | 269 | Oklahoma | 4 | 3 | 1987 |
| 55 | Godwin Turk | LB | 6-3 | 230 | Southern | 42 | 5 | 1976-78 |
| 35 | Clem Turner | RB | 6-1 | 236 | Cincinnati | 37 | 0 | 1970-72 |
| 15 | Jim Turner | K | 6-2 | 205 | Utah State | 130 | 0 | 1971-79 |
| 21 | Scott Turner | CB | 5-10 | 190 | Illinois | 9 | 0 | 2003 |
| 71 | Melvin Tuten | T | 6-6 | 305 | Syracuse | 2 | 0 | 1999-2000 |
| 23 | Maurice Tyler | S | 6-0 | 188 | Morgan State | 28 | 2 | 1973-74 |
| 72 | Richard Tyson | G | 6-2 | 245 | Tulsa | 7 | N/A | 1967 |
| U | | | | | | | | |
| 67 | Keith Uecker | T | 6-5 | 278 | Auburn | 2 | 2 | 1982-83 |
| 50 | Artie Ulmer | LB | 6-3 | 247 | Valdosta State | 7 | 0 | 1999 |
| 50 | Olen Underwood | LB | 6-1 | 220 | Texas | 14 | 4 | 1971 |
| 80 | Rick Upchurch | WR | 5-10 | 175 | Minnesota | 119 | 59 | 1975-83 |
| V | | | | | | | | |
| 42 | Bill Van Heusen | WR/P | 6-1 | 200 | Maryland | 109 | 38 | 1968-76 |
| 11 | Bradlee Van Pelt | QB | 6-2 | 220 | Colorado State | 3 | 0 | 2005 |
| 61 | Bob Vaughn | G | 6-4 | 240 | Mississippi | 1 | 0 | 1968 |
| 97 | Demetris Veal | DT | 6-2 | 288 | Tennessee | 15 | 0 | 2004-05 |
| 32 | Tony Veland | S | 6-0 | 209 | Nebraska | 12 | 0 | 1997 |
| 86 | Chris Verhulst | TE | 6-3 | 249 | Chico State | 8 | 1 | 1990 |
| 65 | Lloyd Voss | T | 6-4 | 256 | Nebraska | 13 | 7 | 1972 |

BRONCOS ALL-TIME ROSTER, CONT.

| W | | | | | | | | | |
|-------|----------------------|------|------|------|----------------------|-----|-----|-----------|--|
| No. | Name | Pos. | Hgt. | Wgt. | College | GP | GS | Years | |
| 37 | Bob Wade | CB | 6-2 | 200 | Morgan State | 3 | 2 | 1970 | |
| 30 | Clarence Walker | HB | 6-1 | 205 | Southern Illinois | 1 | N/A | 1963 | |
| 27/25 | Denard Walker | CB | 6-1 | 190 | Louisiana State | 32 | 31 | 2001-02 | |
| 96 | Kenny Walker | DE | 6-3 | 260 | Nebraska | 31 | 16 | 1991-92 | |
| 59 | Brett Wallerstedt | LB | 6-1 | 240 | Arizona State | 0 | 0 | 1994 | |
| 35 | Lenny Walls | CB | 6-4 | 192 | Boston College | 43 | 20 | 2002-05 | |
| 61 | Gerard Warren | DT | 6-4 | 325 | Florida | 16 | 16 | 2005 | |
| 56 | Dave Washington | LB | 6-5 | 223 | Alcorn A&M | 27 | 21 | 1970-71 | |
| 81/83 | Dave Washington | TE | 6-4 | 228 | Southern California | 2 | 1 | 1968 | |
| 84 | Gene Washington | WR | 6-3 | 208 | Michigan State | 14 | 0 | 1973 | |
| 97 | Keith Washington | DE | 6-4 | 275 | Nevada-Las Vegas | 26 | 16 | 2001-02 | |
| 48 | Lionel Washington | CB | 6-0 | 185 | Tulane | 30 | 28 | 1995-96 | |
| 95 | Marvin Washington | DE | 6-6 | 275 | Idaho | 16 | 0 | 1998 | |
| 98 | Ted Washington | NT | 6-4 | 316 | Louisville | 15 | 15 | 1994 | |
| 21 | Chris Watson | CB | 6-1 | 192 | Eastern Illinois | 14 | 1 | 1999 | |
| 81 | Steve Watson | WR | 6-4 | 195 | Temple | 126 | 87 | 1979-87 | |
| 17 | Darius Watts | WR | 6-2 | 188 | Marshall | 22 | 2 | 2004-05 | |
| 54 | Nate Wayne | LB | 6-0 | 230 | Mississippi | 16 | 0 | 1998-99 | |
| 14 | Norris Weese | QB | 6-1 | 195 | Mississippi | 57 | 1 | 1976-79 | |
| 40 | Ted Wegert | FB | 5-11 | 202 | No college | 4 | N/A | 1960 | |
| 13 | Jack Weil | P | 5-11 | 175 | Wyoming | 6 | 0 | 1986 | |
| 29 | Bill West | CB | 5-10 | 185 | Tennessee State | 8 | 0 | 1972 | |
| 40/42 | Charlie West | DB | 6-1 | 197 | Texas-El Paso | 32 | 6 | 1978-79 | |
| 20 | Willie West | DB | 5-10 | 190 | Oregon | 7 | N/A | 1964 | |
| 89 | Max Wettstein | E | 6-3 | 225 | Florida State | 2 | N/A | 1966 | |
| 83 | Jim Whalen | TE | 6-2 | 210 | Boston College | 17 | 15 | 1970-71 | |
| 59 | Taylor Whitley | G | 6-4 | 315 | Texas A&M | 2 | 0 | 2005 | |
| 89 | Andre White | TE | 6-3 | 225 | Florida A&M | 14 | N/A | 1967 | |
| 78 | Jim White | DE | 6-4 | 256 | Colorado State | 7 | 1 | 1976 | |
| 79 | Dave Widell | C/G | 6-7 | 303 | Boston College | 79 | 39 | 1990-94 | |
| 67 | Doug Widell | G | 6-4 | 289 | Boston College | 64 | 58 | 1989-92 | |
| 47 | Gerald Willhite | RB | 5-10 | 200 | San Jose State | 78 | 21 | 1982-88 | |
| 91 | Alfred Williams | DE | 6-6 | 265 | Colorado | 49 | 38 | 1986-99 | |
| 52/55 | D.J. Williams | LB | 6-1 | 242 | Miami (Fla.) | 32 | 28 | 2004-05 | |
| 90 | Dan Williams | DE | 6-4 | 290 | Toledo | 45 | 40 | 1993-96 | |
| 27 | Darrent Williams | CB | 5-8 | 188 | Oklahoma State | 12 | 9 | 2005 | |
| N/A | Harold Williams | HB | N/A | N/A | Miami (Ohio) | N/A | N/A | 1961 | |
| 20 | Roosevelt Williams | CB | 5-11 | 200 | Tuskegee | 0 | 0 | 2003 | |
| 29 | Wandy Williams | RB | 6-1 | 189 | Hofstra | 12 | 2 | 1969-70 | |
| 85 | Jeff Wilner | TE | 6-5 | 250 | Wesleyan (Conn.) | 0 | 0 | 1995 | |
| 56 | Al Wilson | LB | 6-0 | 240 | Tennessee | 110 | 104 | 1999-2005 | |
| 48 | Nemiah Wilson | DB | 6-0 | 165 | Grambling | 42 | N/A | 1965-67 | |
| 88 | Sir Mawn Wilson | WR | 6-2 | 213 | Syracuse | 0 | 0 | 1997 | |
| 45 | Steve Wilson | CB | 5-10 | 195 | Howard | 92 | 33 | 1982-88 | |
| 91 | Troy Wilson | DE | 6-4 | 257 | Pittsburg State | 3 | 0 | 1995 | |
| 23 | Sammy Winder | RB | 5-11 | 203 | Southern Mississippi | 127 | 83 | 1982-90 | |
| 72 | Brandon Winey | T | 6-6 | 310 | Louisiana State | 0 | 0 | 2001 | |
| 55 | Bryant Winn† | LB | 6-4 | 231 | Houston | 3 | 3 | 1987 | |
| 16 | Dick Wood | QB | 6-5 | 205 | Auburn | 1 | N/A | 1962 | |
| 54 | Lee Woodall | LB | 6-1 | 230 | West Chester | 14 | 0 | 2001 | |
| 52 | Ken Woodard | LB | 6-1 | 218 | Tuskegee Institute | 73 | 13 | 1982-86 | |
| 99 | Ray Woodard† | DE | 6-6 | 290 | Texas | 3 | 1 | 1987 | |
| 85 | Chris Woods | WR | 5-11 | 190 | Auburn | 1 | 0 | 1989 | |
| 58 | Jack Work | DB | 6-0 | 200 | Denver | 0 | 0 | 1960 | |
| 87 | Jim Wright | HB | 5-11 | 190 | Memphis State | 10 | N/A | 1964 | |
| 35/87 | James Wright | TE | 6-3 | 240 | Texas Christian | 64 | 31 | 1980-85 | |
| 42 | Lonnie Wright | DB | 6-2 | 205 | Colorado State | 26 | N/A | 1966-67 | |
| 20 | Louis Wright | CB | 6-2 | 200 | San Jose State | 166 | 163 | 1975-86 | |
| 57/92 | Dave Wyman | LB | 6-2 | 241 | Stanford | 31 | 27 | 1993-95 | |
| Y | | | | | | | | | |
| 76 | William G. Yelverton | E | 6-4 | 220 | Mississippi | 10 | N/A | 1960 | |
| 32 | Chris Young | S | 6-0 | 210 | Georgia Tech | 21 | 0 | 2003-05 | |
| 65 | Joseph A. Young | E | 6-3 | 245 | Arizona | 20 | N/A | 1960-61 | |
| 83 | Michael Young | WR | 6-1 | 187 | UCLA | 51 | 14 | 1989-92 | |
| 60 | Robert Young | G | 6-1 | 270 | Howard Payne | 58 | *33 | 1966-70 | |
| Z | | | | | | | | | |
| 46 | Bob Zeman | DB | 6-1 | 200 | Wisconsin | 28 | N/A | 1962-63 | |
| 65 | Gary Zimmerman | T | 6-6 | 294 | Oregon | 76 | 76 | 1993-97 | |

BRONCOS ALL-TIME ROSTER BREAKDOWN

NUMBER OF PLAYERS PER SCHOOL

- 28 — Colorado
- 19 — Louisiana State, Oregon
- 18 — Southern California, Stanford, Wisconsin
- 17 — Georgia
- 16 — Colorado State, Maryland, Texas
- 15 — Florida, UCLA, Washington
- 13 — Florida State, Nebraska
- 12 — Boston College, Michigan, Mississippi, Notre Dame, San Diego State, Texas A&M, Utah State
- 11 — Arizona, Houston, Michigan State
- 10 — Arizona State, Baylor, California, Miami (Fla.)
- 9 — Minnesota, Ohio State, Oklahoma, Tulane
- 8 — Auburn, Clemson, Florida A&M, Penn State, Tennessee
- 7 — Arkansas, Nevada-Las Vegas, San Jose State, Tulsa, Washington State
- 6 — Alabama, Brigham Young, Duke, Georgia Tech, Grambling, Idaho, Illinois, Kansas, Memphis/Memphis State, Oregon State, Southern Mississippi, Syracuse, Utah, Virginia Tech, Wyoming
- 5 — Alcorn State/Alcorn A&M, Cincinnati, Hawaii, Iowa, Kansas State, Louisville, North Carolina, Pittsburgh, Purdue, South Carolina, Southern, Toledo, Virginia
- 4 — Mississippi State, Northern Arizona, Texas Christian, Texas Tech, Texas-El Paso, Wake Forest, West Virginia, Wichita State
- 3 — Bethune-Cookman, Boise State, Hofstra, Louisiana Tech, McNeese State, Miami (Ohio), Missouri, Morgan State, New Mexico, New Mexico State, Oklahoma State, Pacific, Temple, Tennessee State, Texas Southern, Western Illinois, William & Mary
- 2 — Abilene Christian, Appalachian State, Boston University, Bradley, C.W. Post, Cal State-Fullerton, Cal State-Northridge, Chico State, Eastern Michigan, Emporia State/Emporia College, Fort Valley State, Fresno State, Howard, Howard Payne, Iowa State, Jacksonville State, Kentucky, Liberty, Long Beach State, Maine, Marshall, Montana, Montana State, New Hampshire, North Carolina Central, North Dakota, North Texas/North Texas State, Pittsburg State, Richmond, South Carolina State, Southern Illinois, Southwest Texas State, Texas A&I, Texas-Arlington, Troy/Troy State, Tuskegee, Villanova, Weber State, West Chester, West Texas State, Youngstown State
- 1 — Adams State, Air Force Academy, Alabama A&M, Alabama-Birmingham, Allen, American International, Angelo State, Arkansas A&M, Arkansas AM&N, Arkansas State, Ball State, Bishop College, Bowling Green, Cal-Riverside, Cal-Santa Barbara, Carson-Newman, Central Florida, Central Michigan, Central Missouri State, Central State (Okla.), Chattanooga, Colorado College, Columbia, Compton J.C., Corpus Christi, Delaware State, Delaware Valley, Delta State, Denver, Detroit Mercy, East Carolina, Eastern Illinois, Eastern Montana, Eastern New Mexico, El Camino J.C., Elizabeth City State, Elon College, Evangel College, Findlay, Florence State, Heidelberg, Henderson State, Holy Cross, Humboldt State, Idaho State, Illinois State, Indiana State, Jackson State, James Madison, Kutztown, Lamar Tech, Maryland Eastern Shore/Maryland State, Massachusetts, McMurray College, Menlo College, Mercer, Mississippi College, Missouri Southern, Morris Brown, New Mexico Highlands, Nicholls State, Norfolk State, North Carolina A&T, North Carolina State, North Dakota State, Louisiana Monroe/Northeast Louisiana, Northeast Oklahoma, Northern Colorado, Northern Iowa, Northwestern State (La.), Northwestern Oklahoma State, Omaha, Pennsylvania, Plymouth State, Portland State, Rice, Rutgers, St. Augustine, Salem (N.C.), Sam Houston State, Santa Clara, Santa Rosa, Savannah State, South Dakota State, Southern Methodist, Southwest Missouri State, Springfield College, St. Augustine, Stephen F. Austin, Sul Ross State, Tennessee-Martin, Texas State, Trinity (Conn.), U.S. Merchant Marine Academy, Valdosta State, Virginia Union, Wayne State, Wesleyan (Conn.), Western Carolina, Wisconsin-Stevens Point, Wisconsin-Whitewater, Xavier, Yankton.

Seven players did not attend college.

TOP 10 SCHOOLS BY GAMES PLAYED

| Rk. | Gms. | School (No. of players / rank in category) |
|-----|-------|--|
| 1. | 1,006 | Colorado (28 / 1st) |
| 2. | 659 | Stanford (18 / T4th) |
| 3. | 653 | Houston (11 / T22nd) |
| 4. | 620 | Georgia (17 / 7th) |
| 5. | 612 | Boston College (12 / T16th) |
| 6. | 585 | Washington (15 / T11th) |
| 7. | 547 | Southern California (18 / T4th) |
| 8. | 546 | Minnesota (9 / T30th) |
| 9. | 545 | Utah State (12 / T16th) |
| 10. | 541 | Texas (16 / T8th) |

TOP 10 CONFERENCES BY NUMBER OF PLAYERS

(based on conference alignments for 2005 season)

| Rk. | Players | Conference |
|-----|---------|------------------------------|
| 1. | 129 | Pac-10 |
| 2. | 111 | Big 12 |
| 3. | 103 | Southeastern |
| 4. | 92 | Atlantic Coast |
| 5. | 83 | Big Ten |
| 6. | 61 | Mountain West |
| 7. | 50 | Conference USA |
| 8. | 41 | Western Athletic |
| 9. | 26 | Big East |
| 10. | 22 | Mid-Eastern Atlantic (I-AA)* |

* - total includes one player from Maryland Eastern Shore/Maryland State, which competed in the MEAC before the school dropped football after the 1979 season.

BRONCOS ALL-TIME ROSTER BREAKDOWN

SERVICE (YEARS PLAYED)

| | |
|-----------------|--|
| 16 YEARS | — John Elway 1983-98 |
| 14 YEARS | — Tom Jackson 1973-86; Dennis Smith 1981-94 |
| 13 YEARS | — Barney Chavous 1973-85; Jason Elam 1993-2005; Paul Howard 1973-86; Ken Lanier 1981-92, '94; Bill Thompson 1969-81 |
| 12 YEARS | — Tyrone Braxton 1987-93, '95-99; Billy Bryan 1977-88; Dwayne Carswell 1994-2005; Rubin Carter 1975-86; Tom Nalen 1994-2005; Karl Mecklenburg 1983-94; Riley Odoms 1972-83; Shannon Sharpe 1990-99, 2002-03; Louis Wright 1975-86 |
| 11 YEARS | — Simon Fletcher 1985-95; Steve Foley 1976-86; Paul Smith 1968-78; Rod Smith 1995-2005 |
| 10 YEARS | — Steve Atwater 1989-98; Keith Burns 1994-98, 2000-03, '05; Randy Gradishar 1974-83; Vance Johnson 1985-93, '95; Fran Lynch 1967-76; Haven Moses 1972-81; Tom Rouen 1993-2002; Jim Ryan 1979-88; Dave Studdard 1979-88 |
| 9 YEARS | — Keith Bishop 1980, 1982-89; Mike Current 1967-75; Rick Dennison 1982-90; Mike Harden 1980-88; Rulon Jones 1980-88; Clarence Kay 1984-92; Greg Kragen 1985-93; Gary Kubiak 1983-91; Matt Lepsis 1997-2005; Floyd Little 1967-75; Ed McCaffrey 1995-2003; Claudie Minor 1974-82; Trevor Pryce 1997-2005; Jim Turner 1971-79; Rick Upchurch 1975-83; Billy Van Heusen 1968-76; Steve Watson 1979-87; Sammy Winder 1982-90 |
| 8 YEARS | — Lyle Alzado 1971-78; Otis Armstrong 1973-80; Terrell Davis 1995-2002; Tom Glassic 1976-83; Glenn Hyde 1976-81, '84-85; Larry Kaminski 1966-73; Keith Kartz 1987-94; Brison Manor 1977-84; John Mobley 1996-2003; Dan Neil 1997-2004; Randy Robbins 1984-91; Steve Sewell 1985-92; Bob Swenson 1975-79, 81-83 |
| 7 YEARS | — Al Wilson 1999-2005; Ray Crockett 1994-2000; Al Denson 1964-70; Pete Duranko 1967-70, 72-74; Ron Egloff 1977-83; Larry Evans 1976-82; Goose Gonsoulin 1960-66; John Grant 1973-79; Charlie Greer 1968-74; Harald Hasselbach 1994-2000; Mike Horan 1986-92; Jerry Inman 1966-71, 73; Mark Jackson 1986-92; Rich Karlis 1982-88; Jon Keyworth 1973-79; Tim Lucas 1987-93; Rob Lytle 1977-83; Bobby Maples 1972-78; Joe Rizzo 1974-80; Lionel Taylor 1960-66; Andre Townsend 1984-90; Gerald Willhite 1982-88; Steve Wilson 1982-88 |
| 6 YEARS | — Mike Anderson 2000-05; Michael Brooks 1987-92; Sam Brunelli 1966-71; Glenn Cadrez 1995-2000; Cooper Carlisle 2000-05; Byron Chamberlain 1995-2000; Ken Criter 1969-74; Eldon Danenhauer 1960-65; George Goeddeke 1967-72; Richard Jackson 1967-72; Don Latimer 1978-83; Mike Lodish 1995-2000; Tommy Lyons 1971-76; Marv Montgomery 1971-76; Craig Morton 1977-82; Chip Myrtle 1967-72; Dave Preston 1978-83; Steve Ramsey 1971-76; Reggie Rivers 1991-96; Bill Romanowski 1996-2001; Bob Scarpitto 1962-67; Mark Schlereth 1995-2000; Mike Schnitker 1969-74; Detron Smith 1996-2001; Jerry Sturm 1961-66; Maa Tanuvasa 1995-2000 |

ALL-TIME ROSTER HEIGHT/WEIGHT BREAKDOWNS

Note: A total of 954 players have appeared on Denver's active roster for a regular-season or postseason game.

| BY HEIGHT | | | BY WEIGHT | | |
|----------------|--------------|---------|----------------------|--------------|---------|
| Height | # of players | Pct. | Weight Range | # of players | Pct. |
| Players 5'-7" | 4 | (0.4%) | Players 164-174 lbs. | 13 | (1.4%) |
| Players 5'-8" | 7 | (0.7%) | Players 175-199 lbs. | 261 | (27.4%) |
| Players 5'-9" | 20 | (2.1%) | Players 200-224 lbs. | 208 | (21.9%) |
| Players 5'-10" | 65 | (6.8%) | Players 225-249 lbs. | 212 | (22.1%) |
| Players 5'-11" | 73 | (7.7%) | Players 250-274 lbs. | 152 | (16.0%) |
| Players 6'-0" | 107 | (11.2%) | Players 275-299 lbs. | 75 | (7.9%) |
| Players 6'-1" | 133 | (14.0%) | Players 300-324 | 26 | (2.7%) |
| Players 6'-2" | 153 | (16.1%) | Players 325-350 | 5 | (0.5%) |
| Players 6'-3" | 174 | (18.2%) | Weight unknown | 2 | (0.2%) |
| Players 6'-4" | 109 | (11.4%) | | | |
| Players 6'-5" | 62 | (6.5%) | | | |
| Players 6'-6" | 36 | (3.8%) | | | |
| Players 6'-7" | 8 | (0.8%) | | | |
| Players 6'-8" | 1 | (0.1%) | | | |
| Height unknown | 2 | (0.2%) | | | |

ALL-TIME ROSTER HEIGHT/WEIGHT EXTREMES

Of the 954 players who have been on Denver's active roster for a regular-season or postseason game:

| Category | Hgt./Wgt. | No. (Players) |
|--|-----------|--|
| Average height | 6'-1" 3/4 | |
| Most frequently occurring height | 6'-3" | (173 players; 18.2%) |
| Average weight | 226.2 | |
| Most frequently occurring weight range | 175-199 | (261 players; 27.4%) |
| Shortest Player | 5'-7" | (4 players) (RB KaRon Coleman, RB Quentin Griffin, DB Chris Hale, CB Calvin Jones) |
| Tallest Player | 6'-8" | (T Jamie Brown) |
| Lightest Player | 164 | (DB Chris Hale) |
| Heaviest Player | 350 | (DT Alphonso Taylor) |
| Shortest Center/Guard | 6'-1" | (7 players) (Chris Banks, Ken Brown, John Hohman, K.C. Jones, Pat Matson, Charlie Parker, Robert Young) |
| Tallest Center/Guard | 6'-7" | (3 players) (Brian Habib, Jon Melander, Dave Widell) |
| Lightest Center/Guard | 225 | (3 players) (Frank Jackunas, Frank Kuchta, Mike Nichols) |
| Heaviest Center/Guard | 318 | (Mookie Moore) |
| Shortest Tackle | 6'-0" | (Arthur Hauser) |
| Tallest Tackle | 6'-8" | (Jamie Brown) |
| Lightest Tackle | 216 | (Albert Day) |
| Heaviest Tackle | 338 | (George Foster) |
| Shortest Quarterback | 5'-11" | (Marlin Briscoe) |
| Tallest Quarterback | 6'-5" | (4 players) (Dean May, Hugh Millen, Steve Tensi, Dick Wood) |
| Lightest Quarterback | 178 | (Marlin Briscoe) |
| Heaviest Quarterback | 230 | (Gus Frerotte) |
| Shortest Running Back/Fullback | 5'-7" | (KaRon Coleman, Quentin Griffin) |
| Tallest Running Back/Fullback | 6'-3" | (13 players) (most recent: Steve Sewell, Rod Bernstine, Anthony Lynn) |
| Lightest Running Back/Fullback | 177 | (Glyn Milburn) |
| Heaviest Running Back/Fullback | 251 | (Cookie Gilchrist) |
| Shortest Wide Receiver | 5'-8" | (Jeff Campbell, Travis McGriff) |
| Tallest Wide Receiver | 6'-5" | (Ed McCaffrey) |
| Lightest Wide Receiver | 165 | (Sam Graddy) |
| Heaviest Wide Receiver | 230 | (Billy Miller) |
| Shortest Tight End | 6'-1" | (Byron Chamberlain, Russell Payne) |
| Tallest Tight End | 6'-6" | (Keli McGregor, Pat Kelly) |
| Lightest Tight End | 210 | (Jim Whalen) |
| Heaviest Tight End | 267 | (Joey Hackett) |
| Shortest Defensive Lineman | 6'-0" | (Rubin Carter, Jerry Johnson) |
| Tallest Defensive Lineman | 6'-7" | (3 players) (Stan Fanning, Jumpy Geathers, John Hoffman) |
| Lightest Defensive Lineman | 240 | (4 players) (Frank Atkinson, Carter Campbell, Max Leetzow, Leroy Moore) |
| Heaviest Defensive Lineman | 350 | (Alphonso Taylor) |
| Shortest Linebacker | 5'-11" | (Tom Jackson) |
| Tallest Linebacker | 6'-6" | (Lou Andrus) |
| Lightest Linebacker | 190 | (Tommy Luke) |
| Heaviest Linebacker | 258 | (Jon Hesse) |
| Shortest Defensive Back | 5'-7" | (Chris Hale, Calvin Jones) |
| Tallest Defensive Back | 6'-4" | (CB Lenny Walls, S John Pitts) |
| Lightest Defensive Back | 164 | (Chris Hale) |
| Heaviest Defensive Back | 220 | (John Lynch) |
| Shortest Kicker/Punter | 5'-9" | (K Bobby Howfield, P Bucky Dilts) |
| Tallest Kicker/Punter | 6'-4" | (K Joe Nedney, P Luke Prestridge) |
| Lightest Kicker/Punter | 175 | (P Jack Weil) |
| Heaviest Kicker/Punter | 240 | (K Bob Humphreys) |

BRONCOS ALL-TIME NUMERICAL ROSTER

All-Time Numerical Roster Notes

- Every jersey number has been worn at least once in franchise history.
- Players are not credited with having worn a particular jersey number for a season in which they were placed on a Reserve list before Week 1 of the regular season and spent the entire season on that list.

Numbers Worn Just Once

| | | | |
|----|-----------------|----|---------|
| #0 | John Olszewski | FB | 1962 |
| 5 | Brad Daluiso | K | 1992 |
| 9 | David Treadwell | K | 1989-92 |
| 18 | Frank Tripucka | QB | 1960-63 |

Players Who Have Worn Two Numbers

| | | |
|--------------------|-------|------------|
| Chris Norman | P | # 1, 4 |
| Cookie Gilchrist | RB | 2, 30 |
| Mickey Slaughter | QB | 7, 14 |
| John McCormick | QB | 10, 11 |
| Charlie Adams | WR | 12, 81 |
| John Hufnagel | QB | 14, 16 |
| Nate Jackson | TE | 14, 89 |
| Kevin Clark | DB | 20, 27 |
| Greg Lewis | RB | 20, 41 |
| Gerry Bussell | DB | 21, 22 |
| Quentin Griffin | RB | 21, 22 |
| Darrien Gordon | CB | 21, 23 |
| KaRon Coleman | RB | 21, 46 |
| Goose Gonsoulin | DB | 23, 45 |
| Denard Walker | CB | 25, 27 |
| Roger Jackson | DB | 25, 28 |
| Wendell Hayes | HB | 29, 33 |
| Lonnie Perrin | RB | 33, 35 |
| Charlie West | DB | 40, 42 |
| Bobby Micho | RB | 46, 87 |
| Mike Leach | TE/LS | 48, 83 |
| Keith Burns | LB | 51, 55, 56 |
| Jim Fraser | LB | 51, 55 |
| Gordon Lambert | LB | 51, 76 |
| Randy Gradishar | LB | 52, 53 |
| D.J. Williams | LB | 52, 55 |
| Ken Criter | LB | 53, 78 |
| Patrick Chukwurah | LB | 54, 55 |
| Keith Traylor | LB/DT | 54, 94 |
| Jay Bachman | C | 56, 65 |
| Walter Highsmith | C | 56, 65 |
| Dave Wyman | LB | 57, 92 |
| Tim Lucas | LB | 58, 59 |
| Sam Brunelli | G | 64, 68, 72 |
| Glenn Hyde | G | 65, 67 |
| Brisen Manor | DE | 66, 69 |
| Larry Cox | DT | 66, 77 |
| Ken Lanier | T | 67, 76 |
| Gordon Holz | DT | 73, 74 |
| Jack Mattox | T | 76, 77 |
| Winford Hood | G | 74, 78 |
| Dwayne Carswell | G | 77, 89 |
| Karl Mecklenburg | LB/DE | 77, 97 |
| Tony Kimbrough | WR | 80, 82 |
| Patrick Jeffers | WR | 81, 82 |
| Scottie Montgomery | WR | 81, 83 |
| Dave Washington | E | 81, 83 |
| Chris Cole | WR | 81, 84 |
| Shannon Sharpe | WR/TE | 81, 84 |
| Rick Massie | WR | 83, 85 |
| John Schultz | WR | 84, 86 |
| Pat Kelly | TE | 86, 87 |
| Marco Coleman | DE | 92, 95 |

| | | | |
|--------------------|------------------|-----|---------------|
| 0 | John Olszewski | FB | 1962 |
| 1 | Jason Elam | K | 1993-2005 |
| | Daren Parker | P | 1992 |
| | Chris Norman | P | 1984-85 |
| 2 | Steve Lindsey | K | 2000 |
| | Will Furrer | QB | 1994 |
| | Mike Horan | P | 1986-92 |
| | Joe DiVito | QB | 1968 |
| | Bob Humphreys | K | 1967-68 |
| | Cookie Gilchrist | FB | 1965 |
| 3 | Paul Ernster | K | 2005 |
| | Scott Bentley | K | 1997, 2000 |
| | Rich Karlis | K | 1982-88 |
| | Bobby Howfield | K | 1968-70 |
| | Billy Joe | FB | 1963-64 |
| 4 | Micah Knorr | P/K | 2002-04 |
| | Ruben Rodriguez | P | 1992 |
| | Chris Norman | P | 1986 |
| | Robert Thompson | WR | 1987 |
| | Rick Duncan | K | 1967 |
| 5 | Brad Daluiso | K | 1992 |
| 6 | Jason Baker | P/K | 2004 |
| | Joe Nedney | K | 2000 |
| | Bubby Brister | QB | 1997-99 |
| | Ralph Giacommaro | P | 1987 |
| 7 (RETIRED) | John Elway | QB | 1983-98 |
| | Craig Morton | QB | 1977-82 |
| | Mickey Slaughter | QB | 1963-66 |
| 8 | Matt Mauck | QB | 2004 |
| | Todd Husak | QB | 2001 |
| | Jeff Lewis | QB | 1996-97 |
| | Tommy Maddox | QB | 1992-93 |
| | Gary Kubiak | QB | 1983-91 |
| 9 | David Treadwell | K | 1989-92 |
| 10 | Todd Sauerbrun | P | 2005 |
| | Triandos Luke | WR | 2004 |
| | Bucky Dilts | P | 1977-78 |
| | Mark Herrmann | QB | 1981-82 |
| | Steve Ramsey | QB | 1971-76 |
| | Jim Leclair | QB | 1967-68 |
| | John McCormick | QB | 1963, 1965-66 |
| 11 | Bradlee Van Pelt | QB | 2005 |
| | Steve Beuerlein | QB | 2001-03 |
| | Jeff Brohm | QB | 1999 |
| | T.J. Rubley | QB | 1996 |
| | Luke Prestridge | P | 1979-83 |
| | Bobby Anderson | HB | 1970-73 |
| | Tobin Rote | QB | 1966 |
| | John McCormick | QB | 1968 |

| | | | |
|---------------------|--------------------|----|---------------|
| 12 | Charlie Adams | WR | 2003 |
| | Gus Frerotte | QB | 2000-01 |
| | Chris Miller | QB | 1999 |
| | Shawn Moore | QB | 1992-93 |
| | Ken Karcher | QB | 1987-88 |
| | Craig Penrose | QB | 1976-79 |
| | Charley Johnson | QB | 1972-75 |
| | Al Pastrana | QB | 1969-70 |
| | Gary Kroner | K | 1965-67 |
| 13 | David Terrell | WR | 2005 |
| | Danny Kanell | QB | 2003-04 |
| | Jack Weil | P | 1986 |
| | Don Horn | QB | 1971-72 |
| | Steve Tensi | QB | 1967-70 |
| 14 | Todd Devoe | WR | 2005 |
| | Nate Jackson | WR | 2003-04 |
| | Brian Griese | QB | 1998-2002 |
| | Bill Musgrave | QB | 1995-96 |
| | Dean May | QB | 1987 |
| | Scott Stankavage | QB | 1984, 1986 |
| | Norris Weese | QB | 1976-79 |
| | John Hufnagel | QB | 1974 |
| | Pete Liske | QB | 1969-70 |
| | Mickey Slaughter | QB | 1963-66 |
| | Don Smith | G | 1967 |
| | George Hunter Enis | QB | 1962 |
| | Skip Doyle | HB | 1960 |
| 15 | Mike Clendenen | K | 1987 |
| | Jim Turner | K | 1971-79 |
| | Marlin Briscoe | QB | 1968 |
| | Max Choboian | QB | 1966 |
| | Jacky Lee | QB | 1964-65 |
| | Philip Nugent | HB | 1961 |
| 16 | Jake Plummer | QB | 2003-05 |
| | Tom Rouen | P | 1993-2002 |
| | Monte McGuire | QB | 1987 |
| | Jeff Knapple | QB | 1980 |
| | John Hufnagel | QB | 1975 |
| | Mike Ernst | QB | 1972 |
| | Dick Wood | QB | 1962 |
| | George Herring | QB | 1960-61 |
| 17 | Darius Watts | WR | 2004-05 |
| | Jarious Jackson | QB | 2000-03 |
| | Hugh Millen | QB | 1994-95 |
| | Steve DeBerg | QB | 1981-83 |
| | Matt Robinson | QB | 1980 |
| | Larry Steele | P | 1974 |
| | Scotty Glacken | QB | 1966-67 |
| | George Shaw | QB | 1962 |
| 18 (RETIRED) | Frank Tripucka | QB | 1960-63 |
| 19 | Fred Steinfott | K | 1979-81 |
| | Don Breaux | QB | 1963 |
| 20 | Garrison Hearst | RB | 2004 |
| | Roosevelt Williams | CB | 2003 |
| | Delvin Hughley | CB | 2001 |
| | Tory James | CB | 1996, 1998-99 |
| | Greg Lewis | RB | 1992 |

| | | | |
|-----------|---------------------|----|-----------|
| | Daryll Jones | DB | 1987 |
| | Kevin Clark | DB | 1990-91 |
| | Louis Wright | CB | 1975-86 |
| | Charles Greer | DB | 1968-74 |
| | Billy Ray Fletcher | E | 1966 |
| | Willie West | DB | 1964 |
| | Tommy Minter | HB | 1962 |
| | Daniel E. Smith | HB | 1961 |
| | Jerry Traynham | HB | 1961 |
| | Henry Bell | HB | 1960 |
| 21 | Hamza Abdullah | S | 2005 |
| | Quentin Griffin | RB | 2005 |
| | Scott Turner | CB | 2003 |
| | KaRon Coleman | RB | 2001-02 |
| | Chris Watson | CB | 1999 |
| | Darrien Gordon | CB | 1998 |
| | Randy Hilliard | CB | 1994-97 |
| | Le-Lo Lang | CB | 1990-93 |
| | Earl Johnson | DB | 1987 |
| | Myron Dupree | CB | 1983 |
| | Randy Polt | DB | 1975-77 |
| | Randy Montgomery | CB | 1971-73 |
| | Bobby Burnett | RB | 1969 |
| | Tommy Luke | LB | 1968 |
| | Jesse Stokes | DB | 1968 |
| | Goldie Sellers | DB | 1966-67 |
| | Gerry Bussell | DB | 1965 |
| | Eugene Mingo | HB | 1960-64 |
| 22 | Dominique Foxworth | CB | 2005 |
| | Quentin Griffin | RB | 2003-04 |
| | Olandis Gary | RB | 1999-2002 |
| | Vaughn Hebron | RB | 1996-98 |
| | Glyn Milburn | RB | 1993-95 |
| | Alton Montgomery | S | 1990-93 |
| | Tony Lilly | S | 1984-87 |
| | Aaron Kyle | DB | 1980-82 |
| | Steve Haggerty | DB | 1975 |
| | Fran Lynch | HB | 1967-76 |
| | Bobby Ply | DB | 1967 |
| | Gerry Bussell | DB | 1965 |
| | Elihu (Buddy) Allen | HB | 1961 |
| | David Ames | HB | 1961 |
| | Bob Stransky | HB | 1960 |
| 23 | Marques Anderson | S | 2005 |
| | Willie Middlebrooks | CB | 2001-04 |
| | Jason Moore | S | 1999 |
| | Darrien Gordon | CB | 1997 |
| | Ronnie Bradford | CB | 1993-95 |
| | Sammy Winder | RB | 1982-90 |
| | Chris Pane | DB | 1976-79 |
| | Billy Hardee | CB | 1976 |
| | Alfred Haywood | RB | 1975 |
| | George Hoey | DB | 1975 |
| | Maurice Tyler | S | 1973-74 |
| | Steve Preece | S | 1972 |
| | Dickie Post | RB | 1971 |
| | Drake Garrett | DB | 1968-70 |
| | Gene Sykes | DB | 1967 |
| | Goose Gonsoulin | DB | 1960-66 |
| 24 | Champ Bailey | CB | 2004-05 |
| | Deltha O'Neal | CB | 2000-03 |
| | Randy Fuller | CB | 1994 |
| | Wymon Henderson | CB | 1989-91 |
| | Tony Boddie | RB | 1986-87 |
| | Rick Parros | RB | 1981-84 |
| | Otis Armstrong | RB | 1973-80 |

BRONCOS ALL-TIME NUMERICAL ROSTER, CONT.

| | | | | | |
|-------------------|----|-----------|---------------------|----|---------------------|
| Butch Byrd | DB | 1971 | Warren Marshall | RB | 1987 |
| Booker Edgerson | CB | 1970 | Wilbur Myers | S | 1983 |
| Phil Brady | S | 1969 | Bernard Jackson | DB | 1977-80 |
| Hal Lewis | DB | 1968 | Bill West | CB | 1972 |
| Willie Brown | DB | 1963-66 | Wandy Williams | RB | 1969-70 |
| Donald Allen | FB | 1960 | Wendell Hayes | HB | 1965 |
| 25 | | | | | |
| Nick Ferguson | S | 2003-05 | Terrell Davis | RB | 1995-2001 |
| Denard Walker | CB | 2002 | Steve Sewell | RB | 1985-92 |
| Eric Davis | CB | 2001 | Jim Jensen | RB | 1977, 1979-80 |
| Darrius Johnson | CB | 1996-99 | Oliver Ross | RB | 1973-75 |
| Charles Swann | DB | 1994 | Cookie Gilchrist | RB | 1967 |
| Kip Corrington | S | 1989-90 | Hewritt Dixon | FB | 1963-65 |
| Roger Jackson | DB | 1987 | Clarence Walker | HB | 1963 |
| Daniel Hunter | CB | 1985-86 | 31 | | |
| Haven Moses | WR | 1972-81 | Kelly Herndon | CB | 2002-04 |
| Ted Alflen | RB | 1969 | Darryl Pounds | CB | 2000 |
| Errol Prisby | DB | 1967 | Derek Loville | RB | 1997-99 |
| 26 | | | | | |
| Tatum Bell | RB | 2004-05 | Rondell Jones | S | 1993-96 |
| Clinton Portis | RB | 2002-03 | Victor Jones | RB | 1992 |
| Eric Brown | S | 1998-2001 | Kerry Porter | RB | 1990 |
| Tim McKyer | CB | 1997 | Mike Harden | CB | 1980-88 |
| Eric Thomas | CB | 1995 | Zachery Dixon | RB | 1979 |
| Ben Smith | CB | 1994 | Mike Franckowiak | RB | 1975-76 |
| Chris Hale | DB | 1993 | Bo Hickey | FB | 1967 |
| Bobby Humphrey | RB | 1989-91 | 32 | | |
| Lyle Pickens | DB | 1987 | Chris Young | S | 2003-05 |
| Chris Brewer | RB | 1984 | Billy Jenkins | S | 2000-01 |
| J.T. Thomas | DB | 1982 | Tony Veland | S | 1997 |
| Larry Riley | DB | 1977 | Sammie Smith | RB | 1992 |
| Calvin Jones | CB | 1973-76 | Melvin Bratton | RB | 1989-90 |
| George Saimes | S | 1970-72 | Calvin Thomas | RB | 1988 |
| Darrell Lester | FB | 1965-66 | Joe Dudek | RB | 1987 |
| Tommy Janik | DB | 1963-64 | Leonard Jones | DB | 1987 |
| Frank Quayle | RB | 1969 | Tony Reed | RB | 1981 |
| Don Coffey | E | 1963 | Jon Keyworth | RB | 1974-80 |
| 27 | | | | | |
| Darrent Williams | CB | 2005 | Dick Davis | RB | 1970 |
| Denard Walker | CB | 2001 | Garrett Ford | FB | 1968 |
| Terrell Buckley | CB | 2000 | Mike Kellogg | FB | 1966-67 |
| Steve Atwater | S | 1989-98 | 33 | | |
| Kevin Clark | DB | 1987-88 | Ron Dayne | RB | 2005 |
| Maurice Harvey | DB | 1978, 80 | Jimmy Spencer | CB | 2000-03 |
| Tom Oberg | S | 1968-69 | John Avery | RB | 1999 |
| Charlie Mitchell | HB | 1963-67 | Dedrick Dodge | S | 1997 |
| 28 | | | | | |
| Kenoy Kennedy | S | 2000-04 | Rod Bernstine | RB | 1993-95 |
| Tito Paul | CB | 1998 | Robert Perryman | FB | 1991-92 |
| Clifford Hicks | CB | 1995 | Tony Dorsett | RB | 1988-89 |
| Butler By not'e | RB | 1994 | Gene Lang | RB | 1984-87 |
| Gaston Green | RB | 1991-92 | Lawrence McCutcheon | RB | 1980 |
| Elliot Smith | CB | 1990 | Lonnie Perrin | RB | 1976 |
| Jeremiah Castille | CB | 1987-88 | Jim Kiick | RB | 1976-77 |
| Scott Caldwell | RB | 1987 | Joe Dawkins | RB | 1971-73 |
| Roger Jackson | DB | 1982-85 | Willis Crenshaw | FB | 1970 |
| Cornell Gorden | CB | 1970-72 | Hub Lindsey | QB | 1968 |
| Jack Lentz | S | 1967-68 | Wendell Hayes | HB | 1966-67 |
| Abner Haynes | HB | 1965-66 | Justin Rowland | HB | 1962 |
| Billy Atkins | DB | 1964 | Fred Bukaty | FB | 1961 |
| Bobby Gaiters | HB | 1963 | Pete Mangum | LB | 1960 |
| 29 | | | | | |
| Howard Griffith | FB | 1997-2001 | 34 | | |
| Aaron Cravitt | RB | 1995-96 | Reuben Droughns | RB | 2002-04 |
| Charles Dimry | CB | 1991-93 | Raymond Harris | RB | 2000 |
| Darren Carrington | DB | 1989 | Tyrone Braxton | DB | 1987-93, 1995-99 |
| | | | Nathan Poole | RB | 1982-83, 1985, 1987 |
| | | | Gus Holloman | DB | 1968-69 |
| | | | Don Stone | FB | 1961-64 |
| | | | Hardy Brown | LB | 1960 |

| | | | | | |
|-------------------|----|---------------|---------------------|-------|-----------|
| 35 | | | George Burrell | S | 1969 |
| Lenny Walls | CB | 2002-05 | Jerry Tarr | E | 1962 |
| Jason Suttle | CB | 1999-2000 | Bob McNamara | HB | 1960-61 |
| John Granby | DB | 1992 | 42 | | |
| Blake Ezor | RB | 1990 | Sam Brandon | S | 2002-05 |
| Ken Bell | RB | 1986-89 | Detron Smith | FB | 1996-2001 |
| Larry Canada | FB | 1978-79, 1981 | Leonard Russell | RB | 1994 |
| Lonnie Perrin | RB | 1977-78 | Muhammad Oliver | CB | 1992 |
| Clem Turner | RB | 1970-72 | Charlie West | DB | 1978 |
| Henry Jones | RB | 1969 | Billy Van Heusen | WR | 1968-76 |
| James Wright | HB | 1964 | Lonnie Wright | DB | 1966-67 |
| Richard Dickinson | FB | 1962-63 | Odell Barry | HB | 1964-65 |
| Jim Sears | HB | 1961 | Al Frazier | HB | 1961 |
| Dave Rolle | FB | 1960 | Albert Romine | HB | 1960 |
| 36 | | | | | |
| Frank Robinson | CB | 1992-93 | 43 | | |
| Mark Haynes | CB | 1986-89 | Izell Reese | S | 2002 |
| Billy Thompson | DB | 1969-81 | Derrick Clark | RB | 1994 |
| Jim Stinnette | FB | 1961-62 | Steve Foley | DB | 1976-86 |
| Red Brodnax | FB | 1960 | Lonnie Hepburn | CB | 1974 |
| 37 | | | | | |
| Cecil Sapp | RB | 2003-05 | Pete Jaquess | DB | 1967-70 |
| Tyrone Poole | CB | 2002 | Bob Richardson | DB | 1966 |
| Tony Carter | FB | 2001 | Charles Marshall | HB | 1962 |
| Anthony Lynn | RB | 1993, 1997-99 | John Nocera | CB | 1963 |
| Tim Hauck | S | 1995-96 | Frank Bernardi | DB | 1960 |
| Kevin Guidry | CB | 1988 | 44 (RETIRED) | | |
| Steve Fitzhugh | DB | 1987 | Floyd Little | HB | 1967-75 |
| Steve Trimble | DB | 1981-83 | Miller Farr | DB | 1965 |
| Bob Wade | CB | 1970 | Bruce Starling | HB | 1963 |
| 38 | | | | | |
| Mike Anderson | RB | 2000-05 | 45 | | |
| Reggie Rivers | RB | 1991-96 | Roc Alexander | CB | 2004-05 |
| Bruce Plummer | DB | 1987-88, 1990 | Gary Downs | RB | 1995 |
| Ben Norman | RB | 1980 | Richard Shelton | CB | 1989 |
| 39 | | | | | |
| Kyle Johnson | RB | 2002-05 | Steve Wilson | CB | 1982-88 |
| Ray Crockett | CB | 1994-2000 | Perry Smith | DB | 1980-81 |
| Robert Delpino | RB | 1993 | Jeff Severson | DB | 1975 |
| Darryl Russell | DB | 1987 | Bill Laskey | LB | 1973-75 |
| Tommie Smiley | RB | 1969 | Tom Cassese | DB | 1967 |
| Jesse Myles | RB | 1983-84 | Lew Scott | DB | 1966 |
| Roland Solomon | CB | 1981 | Jim McMillin | DB | 1964-65 |
| 40 | | | | | |
| Curome Cox | S | 2005 | John Sklopan | HB | 1963 |
| Jeff Shoate | CB | 2004 | Goose Gonsoulin | DB | 1960 |
| Dale Carter | CB | 1999 | 46 | | |
| Darryl Hall | S | 1993-94 | KaRon Coleman | RB | 2000 |
| Jeff Alexander | RB | 1989, 1992 | Bobby Micho | RB | 1986 |
| Martin Rudolph | DB | 1987 | Dave Preston | HB | 1978-83 |
| Charlie West | DB | 1978-79 | John Rowser | DB | 1974-76 |
| Randy Rich | DB | 1977 | Terry Erwin | HB | 1968 |
| Jack Gehrke | WR | 1971 | Jim Summers | DB | 1967 |
| Grady Cavness | CB | 1969 | John Griffin | HB | 1964-66 |
| Ron Lamb | FB | 1968 | Norman Bass | DB | 1964 |
| Brendon McCarthy | FB | 1968-69 | Bob Zeman | DB | 1962-63 |
| Paul Carmichael | HB | 1965 | Hardy Brown | LB | 1960 |
| Jay Dale Evans | HB | 1961 | 47 | | |
| Albert Carmichael | HB | 1960-61 | John Lynch | S | 2004-05 |
| Ted Wegert | FB | 1960 | Ryan McNeil | CB | 2003 |
| 41 | | | | | |
| Karl Paymah | CB | 2005 | Darius Clark | S | 2000-01 |
| Johnathan Reese | RB | 2004 | David Poole | DB | 1993 |
| Deon Strother | RB | 1994 | Gerald Willhite | RB | 1982-88 |
| Greg Lewis | RB | 1991 | George Atkinson | DB | 1979 |
| Rob Lytle | CB | 1977-83 | Tony Harris | WR | 1972 |
| Leroy Mitchell | RB | 1971-73 | Paul Martha | S | 1970 |
| Eric Crabtree | FL | 1966-68 | James Smith | S | 1969 |
| | | | John McGeever | DB | 1962-65 |
| 48 | | | | | |
| | | | Mike Leach | TE/LS | 2002 |
| | | | George Coghill | S | 1998-2001 |
| | | | Lionel Washington | CB | 1995-96 |
| | | | Randy Robbins | DB | 1984-91 |

BRONCOS ALL-TIME NUMERICAL ROSTER, CONT.

| | | | | | |
|--------------------|------|------------------|---------------------|----|------------------|
| Earlie Thomas | DB | 1975 | Tom Erlandson | LB | 1962-65 |
| John Pitts | S | 1973-75 | Bob Hudson | LB | 1960-61 |
| Dale Hackbart | S | 1973 | | | |
| Herman Lewis | DE | 1968 | 54 | | |
| Alex Moore | RB | 1968 | Patrick Chukwurah | LB | 2003, '05 |
| Nemiah Wilson | DB | 1965-67 | Lee Woodall | LB | 2001 |
| 49 | | | Nate Wayne | LB | 1998-99 |
| Matt Dominguez | TE | 2001 | Britt Hager | LB | 1995-96 |
| Dennis Smith | S | 1981-94 | Mitch Donahue | LB | 1993-94 |
| Alvin Mitchell | S/WR | 1970 | Keith Traylor | LB | 1991-92 |
| Neal Sweeney | FL | 1967 | Keith Bishop | C | 1980, 1982-89 |
| Glenn Glass | DB | 1966 | Richard Baska | LB | 1976-77 |
| 50 | | | Mike Lemon | LB | 1975 |
| Ben Hamilton | G/C | 2001-05 | Ralph Cindrich | LB | 1974 |
| Artie Ulmer | LB | 1999 | Chip Myrtle | LB | 1967-72 |
| Jon Hesse | LB | 1997 | Ron Sbranti | LB | 1966 |
| Ray Jacobs | LB | 1994-95 | Ed Cummings | LB | 1965 |
| John Sullins | LB | 1992 | Larry Jordan | LB | 1964 |
| Jim Ryan | LB | 1979-88 | Ed (Wahoo) McDaniel | LB | 1961-63 |
| Bobby Maples | C | 1972-78 | 55 | | |
| Olen Underwood | LB | 1971 | D.J. Williams | LB | 2005 |
| Carl Cunningham | LB | 1967-70 | Patrick Chukwurah | LB | 2004 |
| Jerry Hopkins | LB | 1963-66 | Keith Burns | LB | 2000-03 |
| Pat Lamberti, Jr. | E | 1961 | Ken Brown | LB | 1995 |
| Fred Broussard | C | 1960 | Glenell Sanders | LB | 1994 |
| 51 | | | John Kacherski | LB | 1992 |
| Keith Burns | LB | 2005 | Rick Dennison | LB | 1982-90 |
| John Mobley | LB | 1996-2003 | Bryant Winn | LB | 1987 |
| Mike Croel | LB | 1991-94 | Art Smith | LB | 1980 |
| Marc Munford | LB | 1987-90 | Ken Brown | C | 1979 |
| Bob Swenson | LB | 1975-79, 1981-83 | Godwin Turk | LB | 1976-78 |
| Mike Simone | LB | 1972-74 | Pete Duranko | DE | 1967-70, 1972-74 |
| Bill Butler | LB | 1970 | Archie Matsos | LB | 1966 |
| Tim Casey | LB | 1969 | Marv Matuszak | LB | 1964 |
| Gordon Lambert | LB | 1969 | Jim Fraser | LB | 1962-63 |
| Dave Tobey | LB | 1968 | 56 | | |
| Henry Sorrell | LB | 1967 | Al Wilson | LB | 1999-2005 |
| Eugene Jeter | LB | 1965-67 | Keith Burns | LB | 1994-98 |
| Jim Fraser | LB | 1964 | Michael Brooks | LB | 1987-92 |
| Leon Simmons | LB | 1963 | Mike Knox | LB | 1987 |
| Lee (Mike) Nichols | C | 1960-61 | Aaron Smith | LB | 1984 |
| 52 | | | Larry Evans | LB | 1976-82 |
| Ian Gold | LB | 2000-03, '05 | Ray May | LB | 1973-75 |
| D.J. Williams | LB | 2004 | Don Parish | LB | 1972 |
| David Bowsens | LB | 1999 | Dave Washington | LB | 1971 |
| Dave Garnett | LB | 1995 | Jay Bachman | C | 1969-70 |
| Richard Harvey | LB | 1994 | Walter Highsmith | C | 1968 |
| Jeff Mills | LB | 1990-93 | Dave Behrman | C | 1967 |
| Ken Woodard | LB | 1982-86 | John Bramlett | LB | 1965-66 |
| Dan MacDonald | LB | 1987 | Jim Price | LB | 1964 |
| Greg Bracelin | LB | 1980 | 57 | | |
| Mike Montler | C | 1977 | Jashon Sykes | LB | 2003-04 |
| Randy Gradishar | LB | 1974-75 | Allen Aldridge | LB | 1994-97 |
| Ray Kubala | C | 1964-67 | Dave Wyman | LB | 1993 |
| Frank Jackunas | C | 1963 | Mark Murray | LB | 1991 |
| James Barton | C | 1961-62 | Ty Allert | LB | 1990 |
| Frank Kuchta | C | 1960 | Mike Ruether | C | 1988-89 |
| 53 | | | Matt Smith | LB | 1987 |
| Louis Green | LB | 2004-05 | Tom Jackson | LB | 1973-86 |
| Johnny Rutledge | LB | 2003 | Bob Geddes | LB | 1972 |
| Bill Romanowski | LB | 1996-2001 | Fred Forsberg | LB | 1968, 1970-73 |
| Danté Jones | LB | 1995 | John Huard | LB | 1967-69 |
| Anthony Thompson | LB | 1990 | 58 | | |
| Randy Gradishar | LB | 1976-83 | Terry Pierce | LB | 2003-04 |
| Ken Criter | LB | 1971-74 | Steve Russ | LB | 1997, 1999-2000 |
| Roger LeClerc | C | 1967 | Elijah Alexander | LB | 1992-95 |
| Don Gulseth | LB | 1966 | Scott Curtis | LB | 1989-90 |

| | | | | | |
|-------------------------|-----|------------------|-------------------|-----|------------------|
| Tim Lucas | LB | 1987 | 64 | | |
| Steve Busick | LB | 1981-85 | Lennie Friedman | G | 2000-02 |
| Rob Nairne | LB | 1977-80 | Ralph Tamm | G/C | 1995-96 |
| Phil Olsen | C | 1975-76 | Jon Melander | G/T | 1993-94 |
| Tom Graham | LB | 1973-74 | Scott Beavers | G | 1990 |
| Bill McKoy | LB | 1970-72 | Billy Bryan | C | 1977-88 |
| Frank Richter | LB | 1967-69 | Harvey Goodman | G | 1976 |
| Jack Work | LB | 1960 | Mike Schnitker | G | 1969-74 |
| 59 | | | George Gaiser | T | 1968 |
| Taylor Whitley | G | 2005 | Sam Brunelli | G | 1967 |
| Donnie Spragan | LB | 2002-04 | John Hohman | G | 1965-66 |
| Glenn Cadrez | LB | 1995-2000 | Bud McFadin | DT | 1960-63 |
| Brett Wallerstedt | LB | 1994 | 65 | | |
| Tim Lucas | LB | 1987-93 | Cooper Carlisle | T | 2000-05 |
| Kirk Dodge | LB | 1987 | Gary Zimmerman | T | 1993-97 |
| Darren Comeaux | LB | 1982-86 | Monte Smith | G | 1989 |
| Mark Merrill | LB | 1981-82 | Walt Bowyer | DE | 1983-84, 1987-88 |
| Joe Rizzo | LB | 1974-80 | Glenn Hyde | G | 1976-81 |
| Larry Kaminski | C | 1966-73 | LeFrancis Arnold | G/C | 1974 |
| 60 | | | Lloyd Voss | T | 1972 |
| John Engelberger | DE | 2005 | Jay Bachman | C | 1968, 1970-71 |
| K.C. Jones | C | 1998-2000 | Walter Highsmith | C | 1969 |
| Joe Burch | C | 1994 | George Tarasovic | DE | 1967 |
| Nick Subis | G | 1991 | Don Shackelford | G | 1964 |
| Gerald Perry | G | 1988-90 | John Denvir | G | 1962 |
| Paul Howard | G | 1973-75, 1977-86 | Joe Young | E | 1960-61 |
| Bob Young | G | 1966-70 | 66 | | |
| Ernie Park | G | 1966 | Tom Nalen | C | 1994-2005 |
| Charlie Parker | G | 1965 | Chuck Johnson | T | 1992-93 |
| Ken Adamson | G | 1960-62 | Jim Juriga | T | 1988-90 |
| 61 | | | Carlos Scott | C | 1987 |
| Gerard Warren | DT | 2005 | Scott Garnett | NT | 1984 |
| Ellis Johnson | DT | 2004 | Brisan Manor | DE | 1977-83 |
| Eric Floyd | G | 1995 | Jim O'Mally | LB | 1973-75 |
| Bob Meeks | G | 1992-94 | Bill Cottrell | G | 1972 |
| Andre Townsend | DE | 1984-90 | Larry Cox | DT | 1966-67 |
| Arland Thompson | G | 1980 | John Cash | E | 1961-62 |
| Tom Lyons | G | 1971-76 | 67 | | |
| Bob Vaughan | G | 1968 | Mark Campbell | DT | 1996 |
| Bill Keating | DT | 1966-67 | Ken Lanier | T | 1994 |
| Charles Gavin | DE | 1960-63 | Doug Widell | G | 1989-92 |
| 62 | | | John Ayers | G | 1987 |
| Chris Meyers | C/G | 2005 | Dean Miraldi | T | 1985 |
| Dan Neil | C/G | 1997-2004 | Glenn Hyde | G | 1984-85 |
| Jeff Davidson | G | 1990-92 | Keith Uecker | T | 1982-83 |
| Mike Freeman | G | 1984, 1986-87 | Steve Schindler | G | 1977-78 |
| Tom Glassic | G | 1976-83 | Carl Schaukowitz | G | 1975 |
| Brian Goodman | G | 1975 | George Goeddeke | G | 1967-72 |
| Jerry Inman | DT | 1966-71 | Robert McCullough | G | 1962-65 |
| Ernie Barnes | G | 1963-64 | Jack Simpson | LB | 1961 |
| Jerry Stalcup | LB | 1961-62 | John Hatley | T | 1960 |
| Jim Elfrid | LB | 1961 | 68 | | |
| Vaughn (Buddy) Alliston | LB | 1960 | Mario Fatafehi | DT | 2003-04 |
| Jack Davis | T | 1960 | Reggie McElroy | T | 1995-96 |
| 63 | | | Russell Freeman | T | 1992-94 |
| Tim Stuber | G | 2004 | Crawford Ker | G | 1991 |
| David Diaz-Infante | G/C | 1996-98, 2001 | Brad Henke | DE | 1989 |
| Richard Mercier | G | 2000 | Larry Lee | C | 1987 |
| Sean Farrell | G | 1990-91 | Rubin Carter | DT | 1975-86 |
| Mark Cooper | G | 1983-87 | Larron Jackson | G | 1971-74 |
| Laval Short | DT | 1980 | Steve Alexakos | G | 1970 |
| John Grant | DE | 1973-79 | Sam Brunelli | G | 1966 |
| Dave Costa | DT | 1967-71 | Tom Nomina | T | 1963-65 |
| Melwood Guy | G | 1961-62 | Bill Roehneit | LB | 1961-62 |
| Dave Strickland | G | 1960 | Gary Crane | LB | 1969 |
| | | | Ron McLean | DL | 1973 |

BRONCOS ALL-TIME NUMERICAL ROSTER, CONT.

| | | | | | |
|---------------------|-------|-----------|----------------------|-----|------------|
| 69 | | | Andy Maurer | T | 1977 |
| P.J. Alexander | T | 2003-05 | Scott Parrish | OT | 1976 |
| Michael Moore | G | 2001-02 | Mike Current | T | 1967-75 |
| Mark Schlereth | G | 1995-2000 | Lee Bernet | DE | 1965-66 |
| Darrell Hamilton | T | 1989-91 | Frank Atkinson | T | 1964 |
| David Jones | OL | 1987 | Gordon Holz | DT | 1960-63 |
| Tony Colorito | NT | 1986 | 75 | | |
| Brison Manor | DE | 1984 | Monsanto Pope | DT | 2002-05 |
| 70 | | | Brian Habib | T | 1993-97 |
| Tyson Clabo | G | 2004 | Rulon Jones | DE | 1980-88 |
| Trey Teague | T | 1998-2001 | Kit Lathrop | DE | 1979 |
| Jamie Brown | T | 1995-97 | Bill Bain | T | 1976, 1978 |
| Brian Sochia | NT/DE | 1991-92 | Ed Smith | DE | 1973-75 |
| Dave Studdard | T | 1979-88 | Rick Sharp | T | 1972 |
| Paul Smith | DT | 1968-78 | Roger Shoals | T | 1971 |
| Charlie Janerette | DT | 1964-65 | Rex Mirich | DE | 1967-69 |
| Donald King | E | 1960 | Eldon Danenhauer | T | 1960-65 |
| 71 | | | 76 | | |
| Blake Brockermeier | T | 2002-03 | Broderick Thompson | T | 1995-96 |
| Melvin Tuten | T | 1999-2000 | Kirk Scrafford | T | 1993-94 |
| Greg Kragen | NT | 1985-93 | Ken Lanier | T | 1981-92 |
| Jack Peavey | OL | 1987 | Tom Neville | T | 1978 |
| Claudie Minor | T | 1974-82 | Randy Moore | DT | 1976 |
| Wallace Dickey | T | 1968-69 | Tom Drougas | T | 1974 |
| Jim Perkins | T | 1962-64 | Steve Coleman | DE | 1974 |
| Art Hauser | T | 1961 | Tom Domes | DT | 1971-72 |
| Willie Smith | G | 1960 | Gordon Lambert | LB | 1968 |
| 72 | | | Bob Breitenstein | T | 1965-67 |
| George Foster | T | 2003-05 | Harold Olson | T | 1963-64 |
| Brandon Winey | T | 2001 | Jack Mattox | T | 1961 |
| Ernest Jones | DE | 1996-97 | William Yelverton | E | 1960 |
| Keith Kartz | C | 1987-94 | William Danenhauer | E | 1960 |
| Marsharne Graves | T | 1984 | 77 | | |
| Don Latimer | DT | 1978-83 | Dwayne Carswell | G | 2005 |
| Wayne Hammond | DT | 1976 | Tony Jones | T | 1997-2000 |
| Bob Kampa | DT | 1974 | Karl Mecklenburg | LB | 1983-94 |
| Sam Brunelli | G | 1968-71 | Greg Boyd | DE | 1980-82 |
| Richard Tyson | G | 1967 | Lyle Alzado | DE | 1971-78 |
| Jerry Sturm | C | 1961-66 | Alden Roche | DE | 1970 |
| 73 | | | Larry Cox | DT | 1968 |
| Cyron Brown | DE | 1998-99 | Jim Thompson | DT | 1965 |
| Scott Adams | T | 1997 | Dick Guesman | T/K | 1964 |
| Simon Fletcher | LB | 1985-95 | Anton Peters | T | 1963 |
| Kevin Belcher | T | 1987 | Jack Mattox | T | 1962 |
| Shawn Hollingsworth | T | 1983 | Carl James Larpenter | G | 1960-61 |
| Kelvin Clark | T | 1979-81 | 78 | | |
| Henry Allison | T | 1977 | Matt Lepsis | T | 1998-2005 |
| Martin Imhof | DE | 1976 | Larry Jackson | DE | 1995 |
| Stan Rogers | T | 1975 | Don Maggs | T | 1993-94 |
| Mike Askea | T | 1973 | Archie Harris | OL | 1987 |
| Walter Barnes | DE | 1969-71 | Winford Hood | G | 1986-88 |
| Pat Matson | G | 1966-67 | Rich Stachowski | DE | 1983 |
| Issac Lassiter | E | 1962-64 | Brian Clark | T | 1982 |
| Robert Konovsky | E | 1961 | Bruce Radford | DE | 1979 |
| Gordon Holz | DT | 1960 | Marv Montgomery | T | 1971-76 |
| 74 | | | Ken Criter | LB | 1969-70 |
| Cornell Green | T | 2004-05 | Jim White | DE | 1976 |
| Ephraim Salaam | T | 2002-03 | Tom Cichowski | T | 1968-69 |
| Evan Pilgrim | OL | 1999 | Marvin Davis | DT | 1966 |
| Harry Swayne | T | 1997-98 | Leroy Moore | DE | 1964-65 |
| Bill Schultz | T | 1995 | | | |
| Harvey Salem | T | 1991 | | | |
| Bill Lobenstein | DL | 1987 | | | |
| Dan Remsberg | T | 1986-87 | | | |
| Winford Hood | G | 1984-85 | | | |
| Jerry Baker | T | 1983 | | | |

| | | | | | |
|---------------------------|-------|---------------|-------------------|----|------------------|
| 79 | | | Sam Graddy | WR | 1987-88 |
| Steve Herndon | G | 2001-03 | Rick Massie | WR | 1987 |
| Chris Banks | G | 1998-99 | John Sawyer | TE | 1983-84 |
| Jumpy Geathers | DT | 1996 | Wade Manning | WR | 1981-82 |
| Dave Widell | G | 1990-94 | Jim Whalen | TE | 1970-71 |
| Stefan Humphries | G | 1987-88 | Dave Washington | TE | 1968 |
| Steve Bryan | LB/DE | 1987 | Ray Jacobs | DE | 1963-66 |
| Barney Chavous | DE | 1973-85 | Don Joyce | E | 1962 |
| Carter Campbell | DE | 1971 | John Pyeatt | HB | 1960 |
| John Gonzaga | G | 1966 | 84 | | |
| 80 | | | Wesley Duke | TE | 2005 |
| Rod Smith | WR | 1995-2005 | Shannon Sharpe | TE | 1992-99, 2002-03 |
| Tony Kimbrough | WR | 1993-94 | Chris Cole | WR | 2000-01 |
| Mark Jackson | WR | 1986-92 | Ricky Nattiel | WR | 1987-91 |
| Shane Swanson | WR | 1987 | Clint Sampson | WR | 1983-86 |
| Ray Alexander | WR | 1984 | Vince Kinney | WR | 1978-79 |
| Rick Upchurch | WR | 1975-83 | John Schultz | WR | 1976-77 |
| Jerry Simmons | WR | 1971-74 | Gene Washington | WR | 1973 |
| Tom Buckman | TE | 1969 | Rod Sherman | WR | 1972 |
| Jimmy Jones | WR | 1968 | Mike Haffner | E | 1968-70 |
| Dan LaRose | DE | 1966 | Lou Andrus | LB | 1967 |
| Ed Cooke | DE | 1964-65 | Jason Franci | E | 1966 |
| Ron Nery | E | 1963 | Jim Thibert | LB | 1965 |
| Tom Rychlec | E | 1963 | Matt Snorton | TE | 1964 |
| 81 | | | Jack Hill | HB | 1961 |
| Charlie Adams | WR | 2004-05 | Albert Day | T | 1960 |
| Chris Cole | WR | 2003 | 85 | | |
| Keith Poole | WR | 2001 | Ashley Lelie | WR | 2002-05 |
| Scottie Montgomery | WR | 2000 | Phil McGeoghan | WR | 2001 |
| Andre Cooper | WR | 1999-2000 | Eddie Kennison | WR | 2001 |
| Patrick Jeffers | WR | 1997 | Chafie Fields | WR | 2000 |
| Todd Kinchen | WR | 1996 | Robert Brooks | WR | 2000 |
| Mike Pritchard | WR | 1994-95 | Chris Doering | WR | 1999 |
| Barry Rose | WR | 1993 | Willie Green | WR | 1997-98 |
| Kitrick Taylor | WR | 1993 | Jeff Wilner | TE | 1995 |
| Shannon Sharpe | WR | 1990-91 | Derek Russell | WR | 1991-94 |
| Steve Watson | WR | 1979-87 | Tim Stallworth | WR | 1990 |
| Bob Adams | TE | 1975 | Chris Woods | WR | 1989 |
| Billy Masters | TE | 1970-74 | Rick Massie | WR | 1987-88 |
| Dave Washington | TE | 1968 | Joey Hackett | TE | 1986 |
| Max Leetow | DE | 1965-66 | Mike Barber | TE | 1985 |
| Bill Jessup | E | 1960 | Don Summers | TE | 1984-85 |
| 82 | | | Ron Egloff | TE | 1977-83 |
| Stephen Alexander | TE | 2005 | John Mosier | TE | 1971 |
| Adrian Madise | WR | 2003-04 | Tom Beer | TE | 1967-69 |
| Kevin Kasper | WR | 2001-02 | Larry Jordan | LB | 1962 |
| Billy Miller | WR/TE | 1999-2000 | James Greer | E | 1960 |
| Marcus Nash | WR | 1998-99 | 86 | | |
| David Gamble | WR | 1997 | Patrick Hape | TE | 2001-04 |
| Patrick Jeffers | WR | 1996 | Byron Chamberlain | TE | 1995-2000 |
| Vance Johnson | WR | 1985-93, 1995 | Jeff Campbell | WR | 1994 |
| Tony Kimbrough | WR | 1993 | Arthur Marshall | WR | 1992-93 |
| Laron Brown | WR | 1987 | Barry Johnson | WR | 1991 |
| Zach Thomas | WR | 1983-84 | Chris Verhulst | TE | 1990 |
| Orlando McDaniel | WR | 1982 | Pat Kelly | TE | 1988 |
| Larry Brunson | WR | 1980 | Mitch Andrews | TE | 1987 |
| Jack Dolbin | WR | 1975-79 | Butch Johnson | WR | 1984-85 |
| Otto Stowe | WR | 1974 | Dean Barnett | TE | 1983 |
| Dwight Harrison | WR | 1971-72 | Emery Moorehead | WR | 1980 |
| Dave Pivec | TE | 1969 | John Schultz | WR | 1978 |
| Robert Scarpitto | WR/P | 1962-67 | Marv Frazier | WR | 1973-75 |
| 83 | | | Jim Krieg | WR | 1972 |
| Mike Leach | TE/LS | 2003-05 | Jerry Hendren | WR | 1970 |
| Scottie Montgomery | WR | 2001-02 | Bobby Moten | TE | 1968 |
| Travis McGriff | WR | 1999-2001 | Stan Fanning | DE | 1964 |
| Justin Armour | WR | 1998 | Don Carothers | E | 1960 |
| Willie "Flipper" Anderson | WR | 1997 | | | |
| Anthony Miller | WR | 1994-96 | | | |
| Melvin Bonner | WR | 1993 | | | |
| Michael Young | WR | 1989-92 | | | |

BRONCOS ALL-TIME NUMERICAL ROSTER, CONT.

| | | | | | | | |
|-----------|--------------------|----|-----------|---|---|-------|-----------|
| 87 | Ed McCaffrey | WR | 1995-2003 | 93 | Trevor Pryce | DE/DT | 1997-2005 |
| | Cedric Tillman | WR | 1992-94 | | James Jones | DE | 1995 |
| | Paul Green | TE | 1989 | | Ronnie Haliburton | LB | 1990-92 |
| | Pat Kelly | TE | 1989 | 94 | | | |
| | Jason Johnson | WR | 1988 | | Luther Elliss | DT | 2004 |
| | Bobby Micho | RB | 1986-87 | | Luis Almanzar | DT | 2003 |
| | Jim Wright | TE | 1980-85 | | Lionel Dalton | DT | 2002 |
| | Bill Larson | TE | 1980 | | Leon Lett | DT | 2001 |
| | Bob Moore | TE | 1978 | | Keith Traylor | DT | 1997-2000 |
| | Boyd Brown | TE | 1974-76 | | Jeff Robinson | DE | 1993-96 |
| | John Hoffman | DE | 1972 | | Jim Szymanski | DE | 1991-92 |
| | Rich Jackson | DE | 1967-72 | 95 | | | |
| | Lionel Taylor | E | 1960-66 | | Marco Coleman | DE | 2005 |
| 88 | | | | | Anton Palepoi | DE | 2004 |
| | Jeb Putzier | TE | 2002-05 | | Kavika Pittman | DE | 2000-02 |
| | Desmond Clark | TE | 1999-2001 | | Paul Grasmanis | DT | 1999 |
| | Sir Mawn Wilson | WR | 1997 | | Marvin Washington | DE | 1998 |
| | Mike Sherrard | WR | 1996 | | Michael Dean Perry | DT | 1995-97 |
| | Jerry Evans | TE | 1993-95 | | Alphonso Taylor | DT | 1993 |
| | Russell Payne | TE | 1987 | | Jeroy Robinson | LB | 1990 |
| | Clarence Kay | TE | 1984-91 | | Steve Bryan | LB/DE | 1987-88 |
| | Riley Odoms | TE | 1972-83 | | Tim Joiner | LB | 1987 |
| | Al Denson | FL | 1964-70 | 96 | | | |
| | Eugene Prebola | E | 1961-63 | | Michael Myers | DT | 2005 |
| | Pat Epperson | E | 1960 | | Dorsett Davis | DT | 2002-04 |
| 89 | | | | | Harald Hasselbach | DE | 1994-2000 |
| | Nate Jackson | TE | 2005 | | Kenny Walker | DE | 1991-92 |
| | Dwayne Carswell | TE | 1994-2004 | | Jake McCullough | DE | 1989-90 |
| | Reggie Johnson | TE | 1991-93 | 97 | | | |
| | Kerry Locklin | TE | 1987 | | Demetris Veal | DT | 2004-05 |
| | Orson Mobley | TE | 1986-90 | | Keith Washington | DE | 2001-02 |
| | Keli McGregor | TE | 1985 | | Mike Lodish | DE | 1995-2000 |
| | Dave Logan | WR | 1984 | | Darren Drozdov | DT | 1993-94 |
| | Clay Brown | TE | 1983 | | Karl Mecklenburg* | LB | 1992 |
| | Gordon Bowdell | WR | 1971 | | Bruce Klostermann | LB | 1987-89 |
| | John Embree | WR | 1969-70 | | *wore #97 for one game, at Los Angeles (11/22/92) | | |
| | Andre White | TE | 1967 | 98 | | | |
| | Max Wettstein | E | 1966 | | Courtney Brown | DE | 2005 |
| | Gary Henson | E | 1964 | | Reggie Hayward | DE | 2001-04 |
| | Bill Groman | HB | 1963 | | Maa Tanuvasa | DT/DE | 1995-2000 |
| | Kenneth Carpenter | E | 1960 | | Ted Washington | NT | 1994 |
| 90 | | | | | Ricky Hunley | LB | 1984-87 |
| | Darius Holland | DT | 2003-04 | 99 | | | |
| | Jerry Johnson | DT | 2000-01 | | Raylee Johnson | DE | 2004 |
| | Neil Smith | DE | 1997-99 | | Daryl Gardener | DT | 2003 |
| | Dan Williams | DE | 1993-96 | | Montae Reagor | DE | 1999-2002 |
| | Ron Holmes | DE | 1989-92 | | Seth Joyner | LB | 1998 |
| | Freddie Gilbert | DE | 1986-88 | | David Richie | DT | 1997 |
| 91 | | | | | Shane Dronett | DT | 1992-95 |
| | Ebenezer Ekuban | DE | 2005 | | David Galloway | DE | 1990 |
| | Chester McGlockton | DT | 2001-02 | | Shawn Knight | NT | 1988 |
| | Alfred Williams | DE | 1996-99 | | Ray Woodard | DE | 1987 |
| | Troy Wilson | DE | 1995 | Players For Whom Uniform Numbers Are Not Available | | | |
| | Willie Oshodin | DE | 1992-95 | | Leo Reed | T | 1961 |
| | Warren Powers | DE | 1989-91 | | Harold Smith | T | 1960 |
| | Jeff Tupper | DL | 1987 | | Hugh Smith | E | 1962 |
| 92 | | | | | Harold Williams | HB | 1961 |
| | Marco Coleman | DE | 2004 | | | | |
| | Bertrand Berry | DE | 2001-03 | | | | |
| | Lester Archambeau | DE | 2000 | | | | |
| | Dave Wyman | LB | 1994-95 | | | | |
| | Ron Geater | DE | 1992 | | | | |
| | Alphonso Carreker | DE | 1989, 91 | | | | |

BRONCOS ALL-TIME PRACTICE SQUAD ROSTER

List includes players who spent time on the practice/developmental squad since its creation in 1989.

Key: *Made a team's 53-man roster during a season; **Became a starter in his NFL career; †Made at least one Pro Bowl; **Current players.**

| | | | | | | | |
|-------------------------|------------|-------------------------|----------------|-----------------------|--------------|---------------------------|----------------|
| A | | | | Bucky Greeley | C | Penn State | 1996 |
| Joe Abdullah | RB | Pacific | 1997 | Louis Green* | LB | Alcorn State | 2003-04 |
| Charlie Adams* | WR | Hofstra | 2002-03 | Paul Green* | TE | USC | 1989 |
| Jeremy Akers | G | Notre Dame | 1999 | Reggie Green | G | Florida | 1996 |
| Curtis Alexander | RB | Alabama | 1998 | H | | | |
| Luis Almanzar* | DT | Southwest Missouri St. | 2003 | Ken Hall | T | Fresno State | 1994 |
| B | | | | Ricky Hall | WR | Virginia Tech | 2001 |
| Jamie Baisley | LB | Indiana | 2000 | Darrell Hamilton* | T | North Carolina | 1989 |
| Chris Banks* | G | Kansas | 1997 | Olaf Hampel | OL | No college | 1993 |
| Santonio Beard | RB | Alabama | 2004 | Atnaf Harris | WR | Cal State Northridge | 2003 |
| Scott Beavers* | OL | Georgia Tech | 1990 | Herb Haygood* | WR | Michigan State | 2002 |
| Randy Bierman | OL | Illinois | 1997 | Pat Hegarty | QB | Texas-El Paso | 1989 |
| Jon Blackman | T | Purdue | 2000 | Brad Henke* | NT | Arizona | 1989 |
| Ronnie Bradford** | CB | Colorado | 1993 | Kelly Herndon** | CB | Toledo | 2001 |
| Kris Briggs | RB | Southern Methodist | 2004 | Steve Herndon* | G | Georgia | 2000 |
| Cyron Brown* | DT | Western Illinois | 2001 | Chris Howard* | RB | Michigan | 1998 |
| DeAuntae Brown | CB | Central State (Ohio) | 2000 | Rob Hunt | C/G | North Dakota State | 2005 |
| Greg Brown | S | Texas | 2001 | Robert Hunt | G/T | Virginia | 1999 |
| Jonathan Brown | DE | Tennessee | 1999 | J | | | |
| Keith Brown | RB | UCLA | 2000 | Corey Jackson | DE | Nevada | 2005 |
| Josh Buhl | LB | Kansas State | 2005 | Larry Jackson* | DE | Texas A&M | 1995 |
| Joe Burch* | C | Texas Southern | 1994 | Nate Jackson* | TE/WR | Menlo College | 2003 |
| Bryce Burnett | TE | San Jose State | 1995 | Shane Jasper | LB | UCLA | 1995 |
| Hillary Butler* | LB | Washington | 1997-98 | Barry Johnson* | WR | Maryland | 1991 |
| C | | | | Jim Johnson | T | Michigan State | 1992 |
| Dwayne Carswell† | TE | Liberty | 1994 | Kyle Johnson** | FB | Syracuse | 2003 |
| Byron Chamberlain† | TE | Wayne State | 1995 | Chris Jones | S | Clemson | 1999 |
| Tyson Clabo* | G | Wake Forest | 2004 | John Jones | G | Kansas | 1996 |
| Darius Clark* | S | Duke | 2000-01 | K | | | |
| Cedric Cobbs* | RB | Arkansas | 2005 | John Kacherski* | LB | Ohio State | 1992 |
| George Coghill* | S | Wake Forest | 1997 | Doug Karczewski | G | Virginia | 1999 |
| KaRon Coleman* | RB | Stephen F. Austin | 2000 | Kliff Kingsbury | QB | Texas Tech | 2005 |
| Andre Cooper* | WR | Florida State | 1998 | L | | | |
| Curume Cox* | CB | Maryland | 2004-05 | Michael Lies | T | Kansas | 2001 |
| Romar Crenshaw | WR | S.E. Oklahoma State | 2004 | M | | | |
| D | | | | Matt Mauck* | QB | Louisiana State | 2004 |
| David Diaz-Infante* | C/G | San Jose State | 1995 | Grant Mattos | WR | USC | 2004 |
| Matt Dominguez* | WR/TE | Sam Houston State | 2001 | Viliama Maumau* | DT | Colorado | 1998-99 |
| Kevin Drake | WR | Alabama-Birmingham | 2000 | Ryan McCoy | LB | Houston | 1994 |
| Wesley Duke* | TE | Mercer | 2005 | Paris McCurdy | LB | Ball State | 1990 |
| E | | | | Phil McGeoghan* | WR | Maine | 2001 |
| Nick Eason* | DT | Clemson | 2004 | Bryant McNeal* | DE | Clemson | 2004 |
| Jamal Ellis | CB | Duke | 1995-96 | Jeff Mickel | OL | Eastern Washington | 1989 |
| Paul Ernster* | K/P | Northern Arizona | 2005 | Billy Miller** | WR/TE | USC | 1999 |
| Blake Ezor* | RB | Michigan State | 1990 | Brandon Miree | RB | Pittsburgh | 2005 |
| F | | | | Scottie Montgomery* | WR | Duke | 2000-01 |
| John Feugill | T | Maryland | 2000-01 | Jason Moore* | S | San Diego State | 1999 |
| Dan Finn | G | Northern Arizona | 1998 | Shawn Moore* | QB | Virginia | 1991 |
| Mark Flythe | DE | Penn State | 1992 | Mark Murray* | LB | Florida | 1991 |
| John Paul Foschi* | TE | Georgia Tech | 2004 | Chris Myers* | C/G | Miami (Fla.) | 2005 |
| G | | | | N | | | |
| Tom Gallagher | OL | Washington | 1994 | Tom Nalen† | C | Boston College | 1994 |
| David Gamble* | WR | New Hampshire | 1997 | Tori Noel | S | Tennessee | 1998 |
| George Gause | DE | South Carolina | 2005 | O | | | |
| Ron Geater* | NT | Iowa | 1992 | Scot Osborne | TE | William & Mary | 2001 |
| Don Gibson | NT | USC | 1991 | Willie Oshodin* | DE | Villanova | 1992 |
| Cory Gilliard | S | Ball State | 1997 | | | | |

BRONCOS ALL-TIME PRACTICE SQUAD ROSTER, CONT.

| P | | | |
|-------------------|----|-----------------------|-------------|
| Brent Parkinson | OL | USC | 1991 |
| Erik Pears | T | Colorado State | 2005 |
| Marcus Price | T | Louisiana State | 1996 |
| Greg Primus | WR | Colorado State | 1993 |

| R | | | |
|-----------------------|-----------|---------------------|-------------|
| Antwaun Rogers | CB | Purdue | 2005 |
| D.J. Renteria | DT | New Mexico | 2004 |
| Chase Raynock | T | Montana | 2000 |
| Frank Rice | WR | Colorado State | 2002 |
| Barry Rose* | WR | Wisc.-Stevens Point | 1993 |
| Glenn Rountree | G | Clemson | 1999 |

| S | | | |
|--------------------|-----------|--------------------------|----------------|
| Blaine Saipaia* | C | Colorado State | 2003 |
| Ron Sancho | LB | Louisiana State | 1989 |
| Cecil Sapp* | RB | Colorado State | 2003-04 |
| Jason Scukanec | C | Brigham Young | 2002 |
| Josh Sewell | C/G | Nebraska | 2004 |
| Rod Smith† | WR | Missouri Southern | 1994 |
| Donnie Spragan** | LB | Stanford | 2001 |
| Tim Stallworth* | WR | Washington State | 1990 |
| Deon Strother* | RB | USC | 1994 |
| John Sullins* | LB | Alabama | 1992 |
| Jason Suttle* | CB | Wisconsin | 1999-2000 |
| Justin Swift* | TE | Kansas State | 1999 |
| Jashon Sykes** | LB | Colorado | 2002 |

| T | | | |
|-----------------|----|----------------------|------|
| Maa Tanuvasa** | DL | Hawaii | 1995 |
| Cedric Tillman* | WR | Alcorn State | 1992 |
| Mark Thomas | TE | North Carolina State | 2001 |
| Marvin Thomas | DE | Memphis | 1998 |
| Brad Trout | S | Valdosta State | 1999 |

| V | | | |
|--------------------------|-----------|-----------------------|-------------|
| Bradlee Van Pelt* | QB | Colorado State | 2004 |
| Tony Veland* | S | Nebraska | 1996 |

| W | | | |
|-------------------|----|------------------|---------|
| Larry Wallace | WR | USC | 1996 |
| Edwin Watson | RB | Purdue | 1999 |
| Chris Watton | G | Baylor | 2002-03 |
| Jason Watts | C | Kentucky | 1999 |
| Austin Wheatley | TE | Iowa | 2001 |
| Paul Wiggins | T | Oregon | 1999 |
| Brandon Williams | CB | Michigan | 2003 |
| Clarence Williams | TE | Washington State | 1993 |
| Kevin Williams | RB | UCLA | 1993 |
| Wayne Williams | RB | Florida | 1989 |
| Sir Mawn Wilson* | WR | Syracuse | 1997 |

| Y | | | |
|-------------------|----|--------------|------|
| Phil Yeboah-Kodie | LB | Penn State | 1996 |
| Chris Young* | S | Georgia Tech | 2002 |

ALL-TIME PRACTICE SQUAD ROSTER, BY YEAR

List includes players who spent time on the practice/developmental squad since its creation in 1989.

Key: *Made a team's 53-man roster during a season; **Became a starter in his NFL career; †Made at least one Pro Bowl.

| 1989 | | | |
|------------------|----|--------------------|--|
| Paul Green* | TE | USC | |
| Darrell Hamilton | T | North Carolina | |
| Pat Hegarty | QB | Texas-El Paso | |
| Brad Henke | NT | Arizona | |
| Jeff Mickel | OL | Eastern Washington | |
| Ron Sancho | LB | Louisiana State | |
| Wayne Williams | RB | Florida | |

| 1990 | | | |
|-----------------|----|------------------|--|
| Scott Beavers* | OL | Georgia Tech | |
| Blake Ezor | RB | Michigan State | |
| Paris McCurdy | LB | Ball State | |
| Tim Stallworth* | WR | Washington State | |

| 1991 | | | |
|-----------------|----|----------|--|
| Don Gibson | NT | USC | |
| Barry Johnson* | WR | Maryland | |
| Shawn Moore* | QB | Virginia | |
| Mark Murray* | LB | Florida | |
| Brent Parkinson | OL | USC | |

| 1992 | | | |
|-----------------|----|----------------|--|
| Mark Flythe | DE | Penn State | |
| Ron Geater* | NT | Iowa | |
| Jim Johnson | T | Michigan State | |
| John Kacherski* | LB | Ohio State | |
| Willie Oshodin* | DE | Villanova | |
| John Sullins* | LB | Alabama | |
| Cedric Tillman* | WR | Alcorn State | |

| 1993 | | | |
|-------------------|----|-------------------------|--|
| Ronnie Bradford** | CB | Colorado | |
| Olaf Hampel | OL | No college | |
| Greg Primus | WR | Colorado State | |
| Barry Rose* | WR | Wisconsin-Stevens Point | |
| Clarence Williams | TE | Washington State | |
| Kevin Williams | RB | UCLA | |

| 1994 | | | |
|------------------|----|-------------------|--|
| Joe Burch | C | Texas Southern | |
| Dwayne Carswell† | TE | Liberty | |
| Tom Gallagher | OL | Washington | |
| Ken Hall | T | Fresno State | |
| Ryan McCoy | LB | Houston | |
| Tom Nalen† | C | Boston College | |
| Rod Smith† | WR | Missouri Southern | |
| Deon Strother* | RB | USC | |

| 1995 | | | |
|---------------------|-----|----------------|--|
| Bryce Burnett | TE | San Jose State | |
| Byron Chamberlain† | TE | Wayne State | |
| David Diaz-Infante* | C/G | San Jose State | |
| Jamal Ellis | CB | Duke | |
| Larry Jackson* | DE | Texas A&M | |
| Shane Jasper | LB | UCLA | |
| Maa Tanuvasa** | DL | Hawaii | |
| Phil Yeboah-Kodie | LB | Penn State | |

ALL-TIME PRACTICE SQUAD ROSTER, BY YEAR, CONT.

| 1996 | | | |
|---------------|----|-----------------|--|
| Joe Abdullah | RB | Pacific | |
| Jamal Ellis | CB | Duke | |
| Bucky Greeley | C | Penn State | |
| Reggie Green | G | Florida | |
| John Jones | G | Kansas | |
| Marcus Price | T | Louisiana State | |
| Tony Veland* | S | Nebraska | |
| Larry Wallace | WR | USC | |

| 1997 | | | |
|------------------|----|---------------|--|
| Chris Banks* | G | Kansas | |
| Randy Bierman | OL | Illinois | |
| Hillary Butler | LB | Washington | |
| George Coghill* | S | Wake Forest | |
| David Gamble* | WR | New Hampshire | |
| Cory Gilliard | S | Ball State | |
| Sir Mawn Wilson* | WR | Syracuse | |

| 1998 | | | |
|------------------|----|------------------|--|
| Curtis Alexander | RB | Alabama | |
| Hillary Butler | LB | Washington | |
| Andre Cooper* | WR | Florida State | |
| Dan Finn | G | Northern Arizona | |
| Chris Howard* | RB | Michigan | |
| Viliani Maumau* | DT | Colorado | |
| Tori Noel | S | Tennessee | |
| Marvin Thomas | DE | Memphis | |

| 1999 | | | |
|-----------------|-------|-----------------|--|
| Jeremy Akers | G | Notre Dame | |
| Jonathan Brown | DE | Tennessee | |
| Robert Hunt | G/T | Virginia | |
| Chris Jones | S | Clemson | |
| Doug Karczewski | G | Virginia | |
| Viliani Maumau* | DT | Colorado | |
| Billy Miller** | WR/TE | USC | |
| Jason Moore* | S | San Diego State | |
| Glenn Rountree | G | Clemson | |
| Jason Suttle* | CB | Wisconsin | |
| Justin Swift* | TE | Kansas State | |
| Brad Trout | S | Valdosta State | |
| Edwin Watson | RB | Purdue | |
| Jason Watts | C | Kentucky | |
| Paul Wiggins | T | Oregon | |

| 2000 | | | |
|---------------------|----|----------------------|--|
| Jamie Baisley | LB | Indiana | |
| Jon Blackman | T | Purdue | |
| DeAuntae Brown | CB | Central State (Ohio) | |
| Keith Brown | RB | UCLA | |
| Darius Clark* | S | Duke | |
| KaRon Coleman* | RB | Stephen F. Austin | |
| Kevin Drake | WR | Alabama-Birmingham | |
| John Feugill | T | Maryland | |
| Steve Herndon* | G | Georgia | |
| Scottie Montgomery* | WR | Duke | |
| Jason Suttle* | CB | Wisconsin | |

| 2001 | | | |
|-----------------|-------|-------------------|--|
| Cyron Brown* | DT | Western Illinois | |
| Greg Brown | S | Texas | |
| Darius Clark* | S | Duke | |
| Matt Dominguez* | WR/TE | Sam Houston State | |
| John Feugill | T | Maryland | |
| Ricky Hall | WR | Virginia Tech | |

| | | |
|---------------------|----|----------------------|
| Kelly Herndon** | CB | Toledo |
| Michael Lies | T | Kansas |
| Phil McGeoghan* | WR | Maine |
| Scottie Montgomery* | WR | Duke |
| Scot Osborne | TE | William & Mary |
| Donnie Spragan** | LB | Stanford |
| Mark Thomas | TE | North Carolina State |
| Austin Wheatley | TE | Iowa |

| 2002 | | | |
|----------------|----|----------------|--|
| Charlie Adams* | WR | Hofstra | |
| Herb Haygood* | WR | Michigan State | |
| Frank Rice | WR | Colorado State | |
| Jason Scukanec | C | Brigham Young | |
| Jashon Sykes** | LB | Colorado | |
| Chris Watton | G | Baylor | |
| Chris Young* | S | Georgia Tech | |

| 2003 | | | |
|------------------|----|------------------------|--|
| Charlie Adams* | WR | Hofstra | |
| Luis Almanzar* | DT | Southwest Missouri St. | |
| Louis Green* | LB | Alcorn State | |
| Atnaf Harris | WR | Cal State Northridge | |
| Nate Jackson* | WR | Menlo College | |
| Kyle Johnson* | FB | Syracuse | |
| Blaine Saipaia* | C | Colorado State | |
| Cecil Sapp* | RB | Colorado State | |
| Chris Watton | G | Baylor | |
| Brandon Williams | CB | Michigan | |

| 2004 | | | |
|--------------------|-----|---------------------|--|
| Santonio Beard | RB | Alabama | |
| Kris Briggs | RB | Southern Methodist | |
| Tyson Clabo* | G | Wake Forest | |
| Curome Cox* | CB | Maryland | |
| Romar Crenshaw | WR | S.E. Oklahoma State | |
| Nick Eason* | DT | Clemson | |
| John Paul Foschi** | TE | Georgia Tech | |
| Louis Green* | LB | Alcorn State | |
| Grant Mattos | WR | USC | |
| Matt Mauck* | QB | Louisiana State | |
| Bryant McNeal* | DE | Clemson | |
| D.J. Renteria | DT | New Mexico | |
| Cecil Sapp* | RB | Colorado State | |
| Josh Sewell | C/G | Nebraska | |
| Bradlee Van Pelt* | QB | Colorado State | |

| 2005 | | | |
|------------------|-----|--------------------|--|
| Josh Buhl | LB | Kansas State | |
| Cedric Cobbs* | RB | Arkansas | |
| Curome Cox* | S | Maryland | |
| Wesley Duke* | TE | Mercer | |
| Paul Ernster* | K/P | Northern Arizona | |
| George Gause | DE | South Carolina | |
| Rob Hunt | C/G | North Dakota State | |
| Corey Jackson | DE | Nevada | |
| Kliff Kingsbury* | QB | Texas Tech | |
| Brandon Miree | RB | Pittsburgh | |
| Chris Myers* | C/G | Miami (Fla.) | |
| Erik Pears | T | Colorado State | |
| Antwaun Rogers | CB | Purdue | |

HISTORICAL HIGHLIGHTS

1959

AUGUST 14 — First American Football League organizational meeting held in Chicago. Denver, with Bob Howsam as its principal owner, named as a charter member along with New York, Dallas, Los Angeles, Minneapolis and Houston. **NOVEMBER 22** — First player selection draft held through 32 rounds. Denver's first pick is Roger LeClerc, center, Trinity. **DECEMBER 1** — Dean Griffing named general manager of the Broncos.

1960

JANUARY 1 — Frank Filchock named first head coach of the Broncos. **JANUARY 30** — Denver placed in AFL's western division with Dallas, Oakland and Los Angeles. **JULY** — First Bronco training camp opens at Colorado School of Mines. **SEPTEMBER 9** — After losing all five pre-season games, the Broncos become the first AFL victor when they defeat the Patriots in Boston in history's first AFL game, 13-10. Attendance — 21,597. **OCTOBER 2** — Broncos play first home game in Bears Stadium, defeat Oakland, 31-14, before crowd of 18,372. **DECEMBER** — Offensive End Lionel Taylor, Defensive Tackle Bud McFadin and Safety Goose Gonsoulin all named to first official all-AFL team.

1961

MAY 26 — Bob and Lee Howsam, original principal owners of the Broncos, sell their stock to a new syndicate headed by Cal Kunz and Gerry Phipps. **JUNE 1** — Cal Kunz named president and operating head of Empire Sports. **DECEMBER** — Lionel Taylor sets professional record with 100 pass receptions for season. Taylor and Bud McFadin named to all-AFL team. **DECEMBER** — Frank Filchock released as Broncos head coach.

1962

FEBRUARY 1 — Jack Faulkner hired as Broncos head coach. **JULY 1** — Dean Griffing released as Broncos general manager. Faulkner named to dual post as head coach and general manager. **JULY** — Public burning ceremony of Broncos' notorious vertically striped socks at Broncos' intra squad game. **DECEMBER** — Jack Faulkner named coach of the year in AFL. Gene Mingo set professional field goal record of 27 in a season. Eldon Danenhauer, Lionel Taylor, Goose Gonsoulin and Bob Zeman named to the official all-AFL team.

1963

DECEMBER — Billy Joe named AFL rookie of the year. Goose Gonsoulin only Bronco to make the all-AFL team. Lionel Taylor wins fourth consecutive pass receiving title.

1964

JANUARY — Broncos and Jets complete historic nine-player trade, largest ever made in the AFL. Broncos send Gene Prebola, Wahoo McDaniel, Gordy Holz and Bob Zeman to Jets for Dick Guesman, Ed Cooke, Charlie Janerette, Jim Price and Sid Fournet. **OCTOBER 4** — Jack Faulkner released as head coach. **OCTOBER 5** — Mac Speedie accepts appointment as interim head coach. **DECEMBER 12** — Mac Speedie named head coach. **DECEMBER** — Jim Fraser wins third consecutive punting title. Willie Brown named to all-AFL team.

1965

FEBRUARY 15 — Gerald and Allan Phipps purchase 52 percent of the stock of Empire Sports, thus giving them virtually 100 percent ownership and saving the Bronco franchise for Denver. **MARCH 5** — Record sale of 941 season tickets in one day. **APRIL 1** — Season ticket drive goal of 20,000 sales reached. Figure to reach 22,000 by May 1. **MAY 17** — Allan Phipps named president of Empire Sports, Inc. Gerry Phipps re-named Chairman of the Board. **MAY 29** — Jim Burris, Bears general manager, named executive vice-president of Empire Sports. **DECEMBER 12** — Lionel Taylor makes the 500th catch of his career in game against Boston to become the first AFL player to top this figure. **DECEMBER** — Tackle Eldon Danenhauer, Split End Lionel Taylor and Fullback Cookie Gilchrist named to the all-AFL team. Lionel Taylor wins fifth pass receiving crown and Abner Haynes — wins league kickoff return championship.

1966

JUNE 8 — Merger of American and National Leagues announced. **SEPTEMBER 19** — Ray Malavasi named Head Coach of the Broncos. **DECEMBER** — John Bramlett, Goose Gonsoulin, Bob Scarpitto and Jerry Sturm chosen to play in AFL All-Star contest in January. **DECEMBER 19** — Lou Saban signs a 10-year contract as General Manager and Head Coach of the Denver Broncos.

1967

MARCH 1 — Broncos move to new suburban executive offices with adjacent practice field and locker room facilities for both preseason and regular season training. **MARCH 17** — Metropolitan Denver voters turn down stadium bond issue, but Bronco fans immediately organize for fund raising drive to improve Bears Stadium and keep Broncos in Denver. **MAY 17** — Floyd Little, Denver's No. 1 draft choice, signs with Broncos. Little becomes the first No. 1 choice to sign with Denver in the history of the club. **AUGUST 5** — Broncos defeat Detroit Lions 13-7 in pre-season game at DU for AFL's first win over the NFL. **AUGUST 15** — Quarterback Steve Tensi acquired from San Diego for first round draft choices in both 1968 and 1969. **DECEMBER** — Floyd Little paces AFL in punt returning with a 16.9 average. Bob Scarpitto repeats as punt leader with a 44.9 norm. Flanker Al Denson selected All League in player balloting.

1968

JANUARY — Flanker Al Denson, defensive tackle Dave Costa, center Larry Kaminski and cornerback Nemiah Wilson participate in AFL All-Star game. Lou Saban and staff coach the West stars. **FEBRUARY** — Civic drive to raise \$1.8 million ends successfully and City of Denver receives stadium as a gift after purchase of the facility from Empire Sports, Inc. by non-profit group. Construction begins on 16,000 seat upper deck that will raise capacity to 50,000 for 1968 season. **SEPTEMBER 21** — Broncos move into new administrative building at 5700 Logan Street. **DECEMBER 14** — Bears Stadium is officially re-named Denver Mile High Stadium.

1969

JANUARY 19 — Dave Costa, Rich Jackson and Floyd Little participate in AFL All-Star Game in Jacksonville, Florida. **DECEMBER** — Floyd Little and Rich Jackson named to first team All League. **DECEMBER** — Bill Thompson (rookie) tops AFL list in punt and kickoff returns, the first player in NFL history to ever hold both titles.

1970

JANUARY 17 — Rich Jackson, Dave Costa, Floyd Little, Mike Current and George Goeddeke play in All-Star game on West team. **SEPTEMBER** — Season ticket sale hits record number of 43,584. **DECEMBER 20** — Floyd Little gains 44 yards to win American Conference rushing title with 901 yards. It was first rushing crown and first season Little played in all 14 games.

1971

JANUARY — Richard Jackson named to official National Football League all-star team. **JANUARY** — Richard Jackson and Floyd Little make starting lineups for American Conference in first AFC-NFC Pro Bowl game. **MAY 12** — Broncos stop sale of season tickets at record 47,500. **OCTOBER 24** — Denver coach Lou Saban and Broncos down Cleveland 27-0. It was first time Browns were shut-out since 1952. It was also to be Saban's last victory as Bronco coach. **NOVEMBER 17** — Lou Saban resigns as head coach of Broncos, a position he had held for five years. Offensive line coach Jerry Smith is named interim head coach. Saban, in December, resigns as General Manager to return to Buffalo Bills as head coach. **DECEMBER 19** — Floyd Little compiles 79 yards against Raiders in Oakland to finish as pro football's top runner with 1,133 yards. Little also becomes first Bronco to rush for more than 1,000 yards in a season.

1972

JANUARY 5 — John Ralston, successful head coach at Stanford, is announced as Denver's new head coach. He later adds the title of General Manager. **MARCH 16** — For the first time in the history of Denver professional football, there will be no public sale of season tickets, it is reported. Season ticket holders renewed 46,500 of the 47,500 available season tickets, and further exercised their option for 8,000 additional tickets. **APRIL 5** — Long-time Rocky Mountain Empire Sports employee Earl Hartman dies of cancer. Hartman was Treasurer of Empire Sports and Business Manager of the Broncos at the time of his death.

1973

MARCH 3 — Season ticket holders renew 47,800 of 48,000 season tickets to assure Denver again of having no public sale of season tickets. **OCTOBER 14** — Charley Johnson also becomes the 18th quarterback in pro football history to go over 20,000 yards lifetime as he connects for 214 yards plus three TDs to Haven Moses in a 48-20 win at Houston. **OCTOBER 22** — With "Orange Monday" banners waving, the Broncos perhaps play the most important game to date in the club's history against Oakland on national television. Denver comes back to knot the contest, 23-23, on a 35-yard field goal by Jim Turner. **NOVEMBER 25** — Denver defeats Kansas City, 14-10, to take over first place in the AFC West with three games to go. The win moves the Broncos to 6-3-2 — the six victories the second best mark ever for a Denver team to date. **DECEMBER 9** — Denver 42, San Diego 28! The Broncos are winners at last, as Denver clinches the team's seventh victory of the season, assuring the club of a winning record.

1974

JANUARY — Four Broncos — Floyd Little, Haven Moses, Riley Odoms and Paul Smith — are invited to play in the Pro Bowl. John Ralston is named AFC Coach of the Year for guiding Denver to its first winning season ever. Odoms is named All-Pro by NEA. **SEPTEMBER 10** — Denver voters pass a \$25 million bond issue to expand and improve Mile High Stadium to over 75,000 seats. The stadium was projected to be finished in time for the 1976 regular season. **SEPTEMBER 22** — The Broncos and the Pittsburgh Steelers play in the first regular season overtime game as a 35-35 score was present at the end of regulation play. Neither team scored in the sudden death period. **NOVEMBER 28** — Before a television audience estimated at 35 million, the Broncos riddle the Detroit Lions 31-27 on Denver's first Thanksgiving Day game in Detroit. **DECEMBER 8** — Denver assures itself of the team's second consecutive winning season and Otis Armstrong sets a single game rushing mark of 183 yards as the Broncos down Houston 37-14. **DECEMBER 15** — Otis Armstrong finishes the season with 1,407 yards and the NFL rushing title becoming one of a half dozen players ever to average more than 100 yards per game in pro football.

1975

JANUARY — Otis Armstrong and Riley Odoms represent the Broncos in the annual Pro Bowl game in Miami, Fla. **FEBRUARY** — Expansion of Mile High Stadium begins, which will provide 63,500 capacity for the 1976 season and an ultimate capacity of 75,000 in 1977. **DECEMBER 14** — Floyd Little winds up his career as the seventh all-time rusher in the NFL with 6,323 yards.

1976

JANUARY 26 — Tight end Riley Odoms and linebacker Randy Gradishar are the Broncos representatives in the Pro Bowl in New Orleans. **MARCH 28** — Quarterback Charley Johnson announces his retirement from the National Football League after a 15-year career. Johnson led the club to its first two winning seasons in 1973 and 1974. **JUNE 27** — Lyle Alzado is one of three finalists for the man of the Year Award and Rick Upchurch is honored as the American Conference Offensive Rookie of the Year by the NFL Players Association. **SEPTEMBER 26** — Rick Upchurch ties an NFL record by returning two punts for touchdowns in a 44-13 win over the visiting Cleveland Browns. **OCTOBER 24** — Rick Upchurch ties an NFL record with his fourth punt return touchdown of the season in a 35-26 win over Kansas City. **NOVEMBER 7** — With two field goals and six extra points, Jim Turner becomes the fifth player in pro football history to surpass 1,200 points. **NOVEMBER 14** — Denver shuts out San Diego, 17-0, marking first time the team has recorded two shutouts in one season. Denver had shut out the Chargers 26-0 Oct. 3. **DECEMBER 12** — The Broncos stop Chicago, 28-14, for their ninth win of the season, highest total in Denver history. Otis Armstrong rushes for 116 yards to reach 1,008 for the season, his second 1,000-yard in his career. **DECEMBER 18** — Fred Gehrke, long-time Bronco administrator, is named general manager.

HISTORICAL HIGHLIGHTS, CONT.

1977

JANUARY 17 — Rick Upchurch and Otis Armstrong are the Broncos participants in the annual AFC-NFC Pro Bowl in Seattle. **JANUARY 31** — John Ralston resigns as Head Coach of the Denver Broncos. **FEBRUARY 1** — Robert (Red) Miller, a former Bronco assistant coach, is named as the team's eighth head coach. **JUNE 12** — Lyle Alzado is named winner of the National Football League Players Association's Byron (Whizzer) White Award as the group's Man of the Year. **OCTOBER 16** — Pushing their season record to 5-0, the Broncos use seven interceptions and a touchdown pass to kicker Jim Turner to trounce the defending world champion Oakland Raiders, 30-7. **NOVEMBER 27** — In a showdown of the two best records in the NFL, the Broncos get a 73-yard interception return for a touchdown by Tom Jackson to dump Baltimore, 27-13, and run their record to 10-1. **DECEMBER 4** — With a 24-14 win at Houston the Broncos clinch a playoff berth, first in the club's history. Later in the day, the Broncos clinch the AFC Western Division championship when the Raiders fall to the Los Angeles Rams. **DECEMBER 18** — The Broncos lose to Dallas in the regular season finale, 14-6, but post the best record in the history of the franchise, 12-2, tied with Dallas for the best in the NFL. **DECEMBER 24** — Before the largest crowd ever to watch a sporting event in the state of Colorado, 75,011, the Broncos stop the Pittsburgh Steelers in the first round of playoff action, 34-21.

1978

JANUARY 1 — In a hard-fought game at Mile High Stadium, the Broncos dethrone the Raiders, 20-17, for the AFC championship and a trip to the Super Bowl in New Orleans. **JANUARY 15** — Broncos fall to the Cowboys, 27-10, in the Super Bowl. **JANUARY 23** — Lyle Alzado, Randy Gradishar, Tom Jackson, Billy Thompson and Louis Wright represent the Broncos in the Pro Bowl, the largest Denver contingent to date. **MARCH** — Only 143 season tickets are not renewed, a new all-time low. **DECEMBER 3** — Broncos win by 21-6 score at Oakland, holding the Raiders without a touchdown for the second time in the season, and moving within one game of AFC West crown. **DECEMBER 10** — Denver downs Kansas City, 24-3, winning second consecutive division championship, as QB Craig Morton goes 19-for-22 with 16 consecutive completions, both second best all-time NFL marks. **DECEMBER 30** — Denver loses in the playoffs to eventual Super Bowl champion Pittsburgh Steelers, 33-10.

1979

JANUARY 29 — Broncos are represented by an all-time high of seven players in the NFL Pro Bowl, including Lyle Alzado, Randy Gradishar, Tom Jackson, Riley Odoms, Bill Thompson, Rick Upchurch, and Louis Wright. **MARCH** — Only 161 season tickets are not renewed, virtually assuring the Broncos of their tenth consecutive sellout season. **NOVEMBER 11** — Rick Upchurch becomes the all-time pro football record holder in career punt return yardage. He set the record vs. New England, surpassing the late Emlen Tunnell's total of 2,209 yards. **DECEMBER 17** — Denver clinches a playoff berth for the third consecutive year. **DECEMBER 23** — Denver loses in wild card playoff game at Houston, 13-7.

1980

JANUARY 27 — The Broncos are represented in the Pro Bowl game by Randy Gradishar, Tom Jackson, Rick Upchurch, and Louis Wright. **MARCH** — Only 146 season tickets are not renewed for 1980, virtually assuring the club of its 11th consecutive sellout campaign. **OCTOBER 5** — Randy Gradishar returns interception 93 yards for a touchdown vs. Cleveland, the longest such return in team history and the NFL's longest for 1980 season. **OCTOBER 13** — Fred Steinfort kicks 57-yard field goal, tying record for third-longest kick in NFL history.

1981

JANUARY — Fred Steinfort is named by Pro Football Weekly as that publication's Golden Toe Award winner for the 1980 season, having tied for the league lead with 26 field goals. **FEBRUARY 25** — Edgar F. Kaiser, Jr. is introduced as the new owner of the Denver Broncos, having purchased the club from principal owners Gerald H. Phipps and Allan R. Phipps. **MARCH 10** — Grady Alderman is named new General Manager and Dan Reeves is named as the new Head Coach. **MARCH** — The Broncos are sold out for their 12th consecutive season. **SEPTEMBER** — Craig Morton throws four touchdown passes in each of two consecutive games, vs. Baltimore and San Diego, a first in franchise history. Wide receiver Steve Watson ties a team record with three touchdown receptions against the Colts on September 20. **NOVEMBER 22** — Watson catches a touchdown pass at Cincinnati to set a new team record with 13 TD catches in one season. **DECEMBER 20** — Watson gains 82 yards on receptions at Chicago, establishing a new Bronco single season mark with 1,244 reception yards. Individually, Morton set single season records for yards gained (3,213), yards passing (3,195), and average gain per play (8.37), while Watson led the AFC in reception yardage and in touchdown receptions (13).

1982

JANUARY 31 — The Broncos are represented in the Pro Bowl game by Randy Gradishar, Bob Swenson, Bill Thompson, and Steve Watson. **MARCH** — Only 49 season ticket accounts have not been renewed for 1982, virtually assuring the Broncos of their 13th consecutive sellout season in Mile High Stadium. **SEPTEMBER 21** — The NFL Players Association begins the first regular season strike in NFL history, resulting in the cancellation of games for eight consecutive weeks. **DECEMBER 3** — Hein Poulus is named Vice President and General Manager of the Broncos. **DECEMBER 19** — Rick Upchurch returns a punt 78 yards for a touchdown against Kansas City to tie the then all-time pro football record of eight career touchdowns on punt returns.

1983

JANUARY 3 — Final NFL statistics show Rick Upchurch as the NFL's punt return leader with a 16.1 average and Luke Prestridge as the league's leading punter with a 45.0 mark. **FEBRUARY 6** — The Broncos are represented in the Pro Bowl game by Randy Gradishar, Luke Prestridge, and Rick Upchurch. **MARCH 15** — Only 89 season ticket accounts have not been renewed for 1983, virtually assuring the Broncos of their 14th consecutive sellout season in Mile High Stadium. **MAY 2** — In the biggest trade in franchise history, Denver acquires quarterback John Elway, the

first player taken in the NFL draft, and signs him to a five-year contract. **DECEMBER 11** — Elway throws three fourth quarter touchdown passes to erase a 19-0 deficit and lead the Broncos to a 21-19 playoff-clinching win over Baltimore. This marks the fourth Bronco appearance in playoff competition. **DECEMBER 24** — Denver loses the wild card game at Seattle, 31-7.

1984

JANUARY 29 — Randy Gradishar makes his seventh Pro Bowl appearance. Louis Wright also was named to the AFC Pro Bowl team but was unable to play because of a fractured finger. **MARCH** — Only 146 season ticket accounts have not been renewed for 1984, virtually assuring the Broncos of their 15th consecutive sellout season in Mile High Stadium. **MARCH 23** — Pat Bowlen is introduced as the new owner of the Denver Broncos, assuming the title of President and Chief Executive Officer. **NOVEMBER 18** — The Broncos beat Minnesota 42-21 for the club's 10th consecutive victory, a team record. John Elway tied a Denver record throwing five touchdown passes in the game. **DECEMBER 15** — Denver wins its 13th game of the season, the most in Bronco history, and captures the AFC West crown with a 31-14 win over Seattle. Sammy Winder finishes the season with 1,153 yards rushing, and Steve Watson gains 1,170 yards receiving — the first time Denver has had 1,000-yard performers in both categories in the same season. **DECEMBER 30** — Pittsburgh defeats Denver 24-17 in a divisional playoff game.

1985

JANUARY 27 — Sammy Winder represents the Broncos in the NFL Pro Bowl. **FEBRUARY 18** — Owner Pat Bowlen names John Beake as General Manager and Dan Reeves as Vice President of the club. **MARCH** — Only 82 season ticket accounts have not been renewed for the 1985 season, virtually assuring the Broncos of their 16th consecutive sellout session in Mile High Stadium. **DECEMBER 20** — Denver beats Seattle 27-24 to close out the season at 11-5. The Broncos set season records with total yards (5,496) and total points (380). John Elway, who threw for 432 yards against Seattle, set Denver records in total offense (4,144 yards) and passing yards (3,891) for the season, and Karl Mecklenburg's 13 quarterback sacks also set a new Bronco standard.

1986

FEBRUARY 2 — The Broncos are represented by four players in the Pro Bowl - Rulon Jones, Karl Mecklenburg, Dennis Smith, and Louis Wright. **FEBRUARY 26** — Owner Pat Bowlen holds ground breaking ceremonies for 60 luxury Penthouse Suites to be built atop Mile High Stadium's fifth level. **MARCH** — Only 127 season ticket accounts have not been renewed for the 1986 season, virtually assuring the Broncos of their 17th consecutive sellout season in Mile High Stadium. **OCTOBER 12** — Broncos post a 31-14 win over San Diego to equal best start in team history with 6-0 record. **DECEMBER 13** — Denver, which had clinched AFC Western Division title by virtue of a Seattle win over Los Angeles the previous Monday night, clinched home field advantage for first playoff game by defeating Washington, 31-30. **DECEMBER 20** — Broncos conclude regular season play with second consecutive 11-5 record. Thirty-five individual and team records were set by the Broncos in 1986. DE Rulon Jones was named the AFC Defensive Player of the Year by UPI, and LB Karl Mecklenburg was named the AFC Player of the Year by the Football News.

1987

JANUARY 4 — Broncos post a 22-17 playoff win over New England Patriots before 76,105, the largest crowd ever to watch a Denver home game. **JANUARY 11** — Broncos post a thrilling, 23-20 overtime win over the Cleveland Browns to win the AFC championship and earn a trip to Super Bowl XXI. **JANUARY 18** — A crowd of over 63,000 attends a Mile High Stadium rally before the team's departure for Pasadena. **JANUARY 25** — The Broncos lose to the New York Giants by a 39-20 score in Super Bowl XXI, a game watched by 101,063 at the Rose Bowl and played before a national television audience of 127,000,000. In addition, the game was televised live in 53 other nations. **JANUARY 26** — More than 100,000 fans welcome Broncos home in parade through downtown Denver. **FEBRUARY 1** — Six Broncos play in the Pro Bowl game, including Keith Bishop, John Elway, Rulon Jones, Karl Mecklenburg, Dennis Smith, and Sammy Winder. **MARCH** — Only 58 season ticket accounts have not been renewed for the 1987 season, virtually assuring the Broncos of their 18th consecutive sellout season in Mile High Stadium, longest sellout streak in the AFC and second longest in the NFL. **AUGUST 9** — The Broncos lose 28-27 to the Los Angeles Rams in American Bowl '87, a preseason game played in storied Wembley Stadium in London, England. **SEPTEMBER 22** — The NFL Players Association goes on strike, resulting in the cancellation of games for the weekend of Sept. 28. **OCTOBER 4** — Denver loses 40-10 to Houston in the first of three "replacement" games. **NOVEMBER 29** — Denver grabs a 31-17 win over San Diego in the 400th game for both franchises. The contest also marks Dan Reeves' 100th game as the Broncos' head coach. **DECEMBER 27** — The Broncos win their third AFC West title in four years after shutting out San Diego 24-0 in a blizzard. Denver finishes the season with a 10-4-1 record, the only team in the NFL to post eight 10-win seasons since 1977. Quarterback John Elway is named NFL Most Valuable Player by AP.

1988

JANUARY 10 — The Broncos advance to the AFC Championship Game with a 34-10 victory over Houston before 75,968 in Mile High Stadium. **JANUARY 17** — Denver becomes the first AFC team to win consecutive conference championships since Pittsburgh of 1978-79 by defeating Cleveland 38-33. The game garnered a 91 television share in the Denver area, believed to be an all-time national viewing high. **JANUARY 31** — The Broncos lose to Washington 42-10 in Super Bowl XXII in San Diego Jack Murphy Stadium. **FEBRUARY 6** — Three players represent Denver in the Pro Bowl Game; Keith Bishop, John Elway, and Karl Mecklenburg. **MARCH** — The Broncos are virtually assured of their 19th consecutive sellout campaign as just 91 season ticket accounts are not renewed for the 1988 campaign. **JUNE 3** — The Broncos acquire future Hall of Fame RB Tony Dorsett from the Dallas Cowboys in exchange for a future draft choice. The 1988 campaign will be Dorsett's 12th in pro football. **SEPTEMBER 26** — RB Tony Dorsett eclipses Jim Brown to become the second leading rusher in pro football history, trailing only Walter Payton. **DECEMBER 17** — The Broncos close out the season with a 21-10 win over New England and a disappointing 8-8 record, marking the end of Denver's two-year reign as AFC champions. QB John Elway concludes the season with 3,309 yards passing and 234 rushing to become the first player in football history to have four consecutive years with more than 3,000 passing yards combined with more than 200 rushing yards. Dorsett finishes the year second to Payton among football's all-time rushing leaders with 12,739 yards.

HISTORICAL HIGHLIGHTS, CONT.

1989

JANUARY 29 — Punter Mike Horan is the Broncos' lone representative in the AFC-NFC Pro Bowl Game. **APRIL** — The Broncos conclude season ticket renewals and waiting list additions for 1989, virtually assuring the team of its 20th consecutive sellout campaign at Mile High Stadium. **NOVEMBER 26** — The Broncos clinch their third AFC West title in four seasons after a 41-14 victory at home against Seattle. **DECEMBER 16** — Denver wraps up home field advantage for the AFC Playoffs with 37-0 win at Phoenix.

1990

JANUARY 7 — The Broncos advance to the AFC Championship Game with a come-from-behind 24-23 win over Pittsburgh. **JANUARY 14** — The Broncos become the only AFC team to win three conference titles in the 1980s with a 37-21 victory over Cleveland in the AFC Championship Game. **JANUARY 28** — Denver loses 55-10 to San Francisco in Super Bowl XXIV in the New Orleans Superdome. **FEBRUARY 4** — Three players represent the Broncos in the Pro Bowl; Kicker David Treadwell, nose tackle Greg Kragen and safety Dennis Smith. Linebacker Karl Mecklenburg was selected to start in the game but could not participate because of a knee injury suffered in the Super Bowl. **FEBRUARY 26** — The National Football League announces that the Broncos will face Seattle in an Aug. 4 preseason game in Tokyo, Japan. **MARCH 5** — The Paul D. Bowlen Memorial Broncos Centre opens in southeast Denver, housing all of the team's office and training facilities. **AUGUST 5** — The Broncos defeat the Seattle Seahawks by a score of 10-7 in American Bowl '90, played before a sellout audience in the Tokyo Dome in Tokyo, Japan. The game marks Denver's second appearance in an international game, having played the Los Angeles Rams in London in a 1987 American Bowl contest. **NOVEMBER 22** — The Broncos drop a 40-27 game to the Detroit Lions in the Lions' annual Thanksgiving Day contest, marking Denver's fifth appearance in a Thanksgiving Day game, including four in Detroit and one in Denver (a 46-45 loss to the New York Titans in 1962). **DECEMBER 30** — Running back Bobby Humphrey finishes the season with 1,202 rushing yards, becoming one of just 10 backs to rush for over 1,000 yards in each of their first two NFL seasons. Mike Horan leads the entire NFL in punting (44.4) and in net punting average (38.9). The Broncos also boast the NFL's kickoff return leader in Kevin Clark who posts a 25.3 average.

1991

FEBRUARY 3 — Safeties Steve Atwater and Dennis Smith, along with running back Bobby Humphrey, appear in the AFC-NFC Pro Bowl game in Honolulu, Hawaii. It is the first appearance each for Atwater and Humphrey. **JULY 27** — The Broncos lose 14-3 to Detroit in the Hall of Fame Game played in Canton, Ohio. Former Broncos assistant coach Stan Jones is inducted into the Hall. **SEPTEMBER 1** — Denver records its biggest opening day win ever with a 45-14 pounding of Cincinnati. **DECEMBER 8** — A 17-7 win at Cleveland clinches a playoff berth for the Broncos. **DECEMBER 22** — Denver closes out the regular season at 12-4 and wins the AFC West title for the fifth time in eight years.

1992

JANUARY 4 — The Broncos overcome a 21-6 deficit to defeat Houston 26-24 in an AFC Divisional Playoff Game. The winning field goal was set up by a drive that began at the Denver two. The Broncos converted two fourth down plays to keep the possession alive. **JANUARY 12** — Despite a sterling effort by Denver's defense, the Broncos fall 10-7 to Buffalo in the AFC Championship Game. The Bills' high-powered offense managed just 213 yards and 12 first downs in the game. **FEBRUARY 2** — Running back Gaston Green, linebacker Karl Mecklenburg, and safeties Steve Atwater and Dennis Smith represent the Broncos in the Pro Bowl. **MARCH** — The Broncos conclude season ticket renewals and waiting list additions for 1992, virtually assuring the franchise of its 23rd consecutive sellout season. Denver is also named a participant in American Bowl '92, to be played in Berlin. **AUGUST 15** — The Broncos lose to the Miami Dolphins, 31-27, in American Bowl '92 in Berlin's Olympic Stadium. **DECEMBER 28** — Denver Broncos President Pat Bowlen announces that the franchise will not renew the contract of Dan Reeves, thus creating a coaching vacancy in Denver for the first time since 1981. Reeves ends his Denver career with a record of 116-78-1.

1993

JANUARY 25 — Wade Phillips is hired as the 10th head coach in Broncos history, signing a three-year contract as head coach after four seasons as the Broncos' defensive coordinator. **MAY** — The Broncos conclude their season ticket sales, guaranteeing the 24th consecutive sellout campaign at Mile High Stadium. **DECEMBER** — Quarterback John Elway is named AFC Most Valuable Player (UPI, Kansas City 101 Club, Football News) after his best pro season, in which he led the AFC in rating (92.8), attempts (551), completions (348), completion percentage (63.2), touchdowns (25), and yards (4,030).

1994

JANUARY 9 — The Broncos return to the playoffs as a Wild Card team, dropping a 42-24 first round game to the Los Angeles Raiders at the Los Angeles Memorial Coliseum. The wild card playoff game marked Denver's ninth nationally televised game of the 1993 season, bringing the Broncos' eight-year total (1986-93) to 84 national television dates. **FEBRUARY 6** — The Broncos are represented in the AFC-NFC Pro Bowl game by quarterback John Elway, tight end Shannon Sharpe, linebacker Karl Mecklenburg, and safeties Steve Atwater and Dennis Smith. **MARCH** — The Broncos and Raiders are named to oppose each other in an American Bowl '94 Game in Barcelona. The Broncos thus join San Francisco as the only two teams to have been asked to represent the NFL in London, Tokyo, Berlin, and Barcelona. **MAY** — The Broncos conclude season ticket renewals and waiting list additions for 1994, leading to an anticipated 25th consecutive season of sellouts at Mile High Stadium.

1995

JANUARY 31 — Mike Shanahan is hired as the 11th head coach in Broncos history. Shanahan, a Denver assistant coach from 1984-87 and 1989-91, signed a seven-year contract as head coach after spending the previous three years in San Francisco, where he served as offensive coordinator. **FEBRUARY 5** — The Broncos are represented in the annual AFC-NFC Pro Bowl by safety Steve Atwater, quarterback John Elway and offensive tackle Gary Zimmerman. Tight end

Shannon Sharpe was also selected but did not play. **MARCH** — The Broncos are selected to face San Francisco in an American Bowl '95 Game in Tokyo, joining the 49ers and Dallas as the only NFL teams to participate in five American Bowl Games. **MAY** — The Broncos conclude season ticket renewals and waiting list additions for 1995, leading to an anticipated 26th consecutive season of sellouts at Mile High Stadium. **AUGUST 5** — The Broncos defeat San Francisco 24-10 in the American Bowl in Tokyo, Japan. **NOVEMBER 5** — John Elway passes for 256 yards in a 38-6 Broncos home win over Arizona to surpass the 40,000-yard passing plateau, just the seventh player in pro football history to accomplish that feat. **NOVEMBER 19** — KOA play-by-play announcer Larry Zimmer calls his 500th Broncos game as a member of the KOA broadcast team, as Denver defeats San Diego 30-27. **DECEMBER 10** — Broncos running back/kick returner Glyn Milburn tallies an NFL-record 404 all-purpose yards in a 31-27 loss to Seattle at Mile High Stadium. He surpassed Billy Cannon's previous record of 373 yards, set 35 years prior to the day (12/10/61). Milburn racked up 131 rushing yards, 45 receiving yards, 133 yards on kickoff returns and 95 yards on punt returns. **DECEMBER 24** — The Broncos close the season with a 31-28 win at Oakland, and establish franchise single-season records in seven different offensive categories: points scored (388), total yards (6,040), avg. gain per play (5.70), avg. gain per rush (4.53), touchdown passes (27, tie), passing yards (4,045) and first downs passing (205).

1996

FEBRUARY 4 — Denver is represented in the annual AFC-NFC Pro Bowl in Honolulu by safety Steve Atwater, kicker Jason Elam, running back/kick returner Glyn Milburn, wide receiver Anthony Miller and tight end Shannon Sharpe. Tackle Gary Zimmerman was selected but did not play because of injury. **MAY** — The Broncos conclude season ticket renewals and waiting list additions for 1996, leading to an anticipated 27th consecutive season of sellouts at Mile High Stadium. **OCTOBER 20** — Terrell Davis sets a franchise record with 194 rushing yards in a 45-34 win over the Baltimore Ravens. **DECEMBER 1** — The Broncos win the AFC West and clinch home-field advantage for the playoffs with a 34-7 win over Seattle. The win is also Denver's ninth consecutive, the second-longest streak in franchise history. **DECEMBER 15** — John Elway becomes the winningest quarterback in NFL history with a 24-19 defeat of Oakland, the 126th of his career. The win also secures a perfect 8-0 home record for the season, for just the second time in franchise history. **DECEMBER 22** — Elway becomes just the third player in NFL history to pass for over 45,000 yards in a career. Terrell Davis wins the AFC rushing crown with a then franchise-record 1,538 yards, while also posting franchise bests in carries (345), rushing touchdowns (13) and total touchdowns (15). The team ties for the NFL's best record (13-3; ties for best in franchise history) and ranks first in the league in total offense and rushing offense, as well as fourth in total defense, including a No. 1 mark against the run. Franchise records are set for points scored (391), highest average gain per rush (4.5; tie with '95 team), fewest rushing yards allowed (1,331) and fewest rushing first downs allowed (67). **DECEMBER 26** — Terrell Davis is named NFL Offensive Player of the Year by the Associated Press, and joins three other Broncos as first-team All-Pro performers: Shannon Sharpe, Alfred Williams and Gary Zimmerman.

1997

JANUARY 4 — Denver hosts its first playoff game since Jan. 4, 1992, as the Jacksonville Jaguars come to Mile High Stadium for an AFC Divisional Playoff contest. **FEBRUARY 2** — Denver is represented in the annual AFC-NFC Pro Bowl in Honolulu by safety Tyrone Braxton, running back Terrell Davis, defensive tackle Michael Dean Perry, linebacker Bill Romanowski, tight end Shannon Sharpe and defensive end Alfred Williams. Safety Steve Atwater, quarterback John Elway and tackle Gary Zimmerman are also selected but do not play in the game because of injury. **FEBRUARY 4** — The Broncos unveil new uniforms featuring the traditional Bronco orange with a navy blue, and a new helmet logo that features a powerful, dynamic Bronco. The helmet is blue, with the horse done in white with orange highlights. **MARCH** — The Broncos are selected to face Miami in an American Bowl '97 contest in Mexico City, Mexico. The appearance marks the Broncos' sixth in an American Bowl, tying the club with San Francisco for most in the NFL since American Bowl games began being played in 1985. **MAY** — The Broncos conclude season ticket renewals and waiting list additions for 1997, leading to an anticipated 28th consecutive season of sellouts at Mile High Stadium. **AUGUST 4** — Denver and Miami meet in Mexico City, Mexico, in an American Bowl '97 contest, won by the Dolphins, 38-19, at Estadio Guillermo Canedo. **SEPTEMBER 21** — Running back Terrell Davis sets a franchise record by rushing for 215 yards in a 38-20 win over Cincinnati at Mile High Stadium. He is named AFC Offensive Player of the Week, en route to an AFC Player of the Month award for September. **OCTOBER 6** — Denver defeats New England 34-13 in a Monday Night battle of the league's two remaining unbeaten, representing the furthest into a season that two undefeated teams have met on Monday Night Football. Linebacker John Mobley is named AFC Defensive Player of the Week in recognition of his 15-tackle effort that included an interception return for a touchdown. **OCTOBER 26** — The Broncos defeat the Bills 23-20 in overtime at Buffalo's Rich Stadium, a mere 15 hours after arriving in Buffalo, due to a severe snowstorm that dumped more than a foot of snow on the Denver area, with drifts piled several feet higher in some areas. The Broncos' chartered flight leaves Denver 10 hours late, at 8 p.m. (MT) Saturday, Oct. 25, after an ordeal that involves numerous players' vehicles being stranded in snow-drifts trying to reach the team buses at Broncos headquarters. Several players make their way to headquarters by way of snowmobiles after being picked up by citizens. **NOVEMBER 2** — John Elway sets two milestones and earns AFC Offensive Player of the Week honors on this day as the Broncos defeat Seattle 30-27 at Mile High Stadium. With 252 passing yards, Elway moves past Fran Tarkenton into second-place all-time in NFL passing yardage, and his 276 total yards make him just the third player in NFL history to top the 50,000-yard plateau. He will later be named NFL Offensive Player of the Month for November. **NOVEMBER 9** — Cornerback Darrien Gordon ties an NFL record by returning two punts for touchdowns in the same quarter, a feat previously accomplished just twice in NFL history. His scoring returns of 82 and 75 yards in the first quarter staked Denver to a 14-0 lead en route to a 34-0 defeat of Carolina. The two touchdown returns in a game also tie Rick Upchurch's franchise record, while his 168 punt return yards set a new franchise standard, as Gordon wins AFC Special Teams Player of the Week honors. **DECEMBER 21** — Denver closes its regular season with a 38-3 victory over San Diego to secure its second consecutive undefeated regular season at home, only the third NFL team to do so since the schedule expanded to 16 games in 1978. The Broncos set new franchise records by posting nine double-digit victories in one season and scoring more than 30 points in nine different games. **DECEMBER 27** — The Broncos defeat Jacksonville 42-17 in an AFC Wild Card Game at Mile High Stadium to record their first playoff victory since Jan. 4, 1992. In the game, Denver sets club postseason records for rushing yards (310), total yards (511), rushing attempts (49), points in a quarter (21; 4th quarter), total points (42), first downs (28), rushing first downs

HISTORICAL HIGHLIGHTS, CONT.

(18) and third-down efficiency (75%). Terrell Davis rushes for a club postseason record 184 yards, and is complemented by Derek Loville's 103 yards rushing, making Denver just the third team in NFL postseason history to post two 100-yard rushers in the same game. Denver's 40:59 of possession time and 310 rushing yards both rank as the fifth-highest totals ever in an NFL playoff game. Instrumental in the performance is the offensive line, which, as a unit, is named NFL Offensive Player of the Week. It marks just the second time in NFL history—and first in the postseason—that an Offensive Line is named Player of the Week.

1998

JANUARY 4 — Denver wins a road playoff game for only the second time in franchise history by defeating the Chiefs 14-10 in an AFC Divisional Playoff Game at Kansas City's Arrowhead Stadium. **JANUARY 11** — The Broncos win their fifth AFC Championship — and win on the road for the second consecutive week in the playoffs — by topping the Steelers 24-21 at Pittsburgh's Three Rivers Stadium. The win makes Denver just the fifth Wild Card team to advance to the Super Bowl since the Wild Card format was adopted in 1970. **JANUARY 25** — The Broncos claim their first World Championship with a 31-24 victory over defending champion Green Bay in Super Bowl XXXII at Qualcomm Stadium in San Diego. The Broncos become the first team from the American Football Conference in 14 years to win the Super Bowl and only the second Wild Card team ever to do so. Running back Terrell Davis sets a Super Bowl record with three rushing touchdowns to claim the Pete Rozelle Award as the game's Most Valuable Player. Davis finishes with 157 yards rushing and ties the Super Bowl record for total touchdowns (3) and points scored (18). The game marks the first time in Super Bowl history that each team scored a touchdown on its first possession, and the Broncos become just the fourth team in Super Bowl history to score on each of their first three possessions. **JANUARY 27** — An estimated 650,000 fans gather in downtown Denver for a victory parade and rally to honor the World Championship Denver Broncos. The parade follows a route along 17th street, from Wynkoop to Broadway, and then along Broadway for several blocks before working its way to the steps of the Denver City and County Building, where a rally is held. Broncos owner Pat Bowlen, head coach Mike Shanahan, quarterback John Elway, running back Terrell Davis, Colorado Governor Roy Romer and Denver Mayor Wellington Webb address the sea of Broncos fans who pack the grounds in front of the stage, and Elway and Davis are honored with street signs bearing their names. **FEBRUARY 1** — The Broncos are represented in the annual AFC-NFC Pro Bowl in Honolulu by running back Terrell Davis, center Tom Nalen, tight end Shannon Sharpe and defensive end Neil Smith. Quarterback John Elway is also selected but opts not to play in the game due to injury. **APRIL 22** — Colorado Governor Roy Romer signs into law SB 171, a bill authorizing voters to decide upon a ballot issue that would appropriate tax money to partially fund a new football stadium in Denver. **MAY** — The Broncos conclude season ticket renewals and waiting list additions for 1998, leading to an anticipated 29th consecutive season of sellouts at Mile High Stadium. **JUNE 5** — Broncos players and coaches receive their Super Bowl rings in a private ceremony at team headquarters. **JUNE 16** — The Denver Broncos travel to Washington, D.C. for a special ceremony in which they are honored by President Bill Clinton at the White House for their victory in Super Bowl XXXII. Terrell Davis delivers to the President a Broncos jersey number "1" with "Clinton" on the back. **SEPTEMBER 21** — The Denver Broncos and San Diego Chargers are selected to play the first NFL game in Australia, an American Bowl '99 contest, Sun., Aug. 8 at Stadium Australia at Homebush Bay in Sydney. **OCTOBER 25** — Broncos kicker Jason Elam ties a 28-year old NFL record by making a 63-yard field-goal attempt vs. Jacksonville at Mile High Stadium. The record-tying kick comes in the final seconds of the first half, in a game won by the Broncos, 37-24. **NOVEMBER 3** — Denver-area voters approve a ballot issue to appropriate tax money to partially fund a new football stadium in Denver. The Broncos would begin play in the new stadium at the beginning of the 2001 season. **NOVEMBER 22** — Broncos quarterback John Elway becomes just the second player in NFL history to compile 50,000 yards passing during a career, joining Miami's Dan Marino. Elway reaches the plateau on a 5-yard completion to wide receiver Willie Green in the first quarter of a 40-14 win over Oakland at Mile High Stadium. **NOVEMBER 29** — The Broncos clinch the AFC West division title for the ninth time in franchise history with a 31-16 win at San Diego. **DECEMBER 6** — The Broncos tie an NFL record by winning their 18th game in a row (regular and postseason combined), a 35-31 comeback defeat of Kansas City at Mile High Stadium. The only other teams to date to win 18 consecutive games are Chicago (1933-34 and 1941-42), Miami (1972-73) and San Francisco (1989-90). The win also gave the Broncos a 13-0 record to begin the season, tied for second-best in NFL history. The 1972 Miami Dolphins went undefeated through a 14-game schedule, while the 1934 Chicago Bears started 13-0. **DECEMBER 27** — The Broncos close the regular season with a 14-2 record, best in franchise history, by virtue of a 28-21 win over Seattle. It marked the third consecutive season in which the club went undefeated at home, joining just three other teams in NFL history to accomplish the feat, and the first since the 16-game schedule was instituted in 1978. In the game, Terrell Davis rushes for 178 yards to finish with 2,008 for the season, and 6,413 for his career, overtaking Floyd Little (6,323) as the club's all-time leading rusher. He becomes just the fourth player in NFL history to rush for more than 2,000 yards in a season, joining Eric Dickerson (2,105 in 1984), Barry Sanders (2,053 in 1997) and O.J. Simpson (2,003 in 1973), and also sets Broncos single-season records for rushing attempts (392), rushing touchdowns (21), touchdowns (23), points scored (138), total yards from scrimmage (2,225) and 100-yard games (11). Davis is named NFL Most Valuable Player by the Associated Press, and is a unanimous All-NFL selection, along with tight end Shannon Sharpe. The Broncos set franchise single-season records for rushing touchdowns (26), passing touchdowns (32), total touchdowns (62), points scored (501), first downs (347), rushing yards (2,468), total yards (6,092), highest avg. gain per play (5.9), PATs made (58) and attempted (59) and punting average (46.2).

1999

JANUARY 9 — Denver defeats Miami 38-3 in an AFC Divisional Playoff Game at Mile High Stadium, to win its fifth consecutive postseason contest. It is Denver's largest winning margin in the postseason, and the team sets postseason defensive records for rushing yards (14), rushing avg. (1.1) and points (3) allowed. Terrell Davis' 199 rushing yards represent the fourth-highest single-game total in NFL postseason history. **JANUARY 17** — Denver defeats the New York Jets 23-10 in the AFC Championship Game at Mile High Stadium to reserve its sixth Super Bowl trip, an AFC record. The Broncos erase a 10-0 third-quarter deficit by scoring 20 points in the period to win going away. **JANUARY**

31 — Denver defeats Atlanta 34-19 in Super Bowl XXXIII at Pro Player Stadium in Miami, Fla., to claim its second consecutive World Championship. Denver becomes just the sixth franchise in league history to win back-to-back Super Bowls, joining Green Bay (Super Bowls I and II), Miami (VII and VIII), Pittsburgh (IX and X; XIII and XIV), San Francisco (XXIII and XXIV) and Dallas (XXVII and XXVIII). John Elway is named Most Valuable Player of Super Bowl XXXIII, passing for 336 yards and a touchdown, and rushing for another score. Terrell Davis (102 yds.) sets an NFL record by rushing for 100 yards in his seventh consecutive postseason contest, and fullback Howard Griffith rushes for two touchdowns. Rod Smith's 80-yard touchdown reception from Elway stands as the second-longest play from scrimmage in Super Bowl history, defensive tackle Mike Lodish sets an NFL record by playing in his sixth Super Bowl (4 with Buffalo, 2 with Denver). Cornerback Darrien Gordon's 108 yards on two interception returns establish a Super Bowl record, and also make him the Super Bowl career leader for interception-return yards. **FEBRUARY 1** — The Broncos return to Denver from Miami and are greeted by an estimated 375,000 fans lining a parade route that takes the team through downtown, along Broadway, to a rally at Civic Center Park. From the steps of the Denver City and County Building, Broncos players and coaches thank the fans for their support and share the victory with them. Broncos owner Pat Bowlen, head coach Mike Shanahan, quarterback John Elway, running back Terrell Davis, Colorado Governor Bill Owens and Denver Mayor Wellington Webb address the crowd. **FEBRUARY 7** — The Broncos are represented in the annual AFC-NFC Pro Bowl in Honolulu by a franchise-record 10 players: safety Steve Atwater, running back Terrell Davis, kicker Jason Elam, quarterback John Elway, tackle Tony Jones, wide receiver Ed McCaffrey, center Tom Nalen, linebacker Bill Romanowski, guard Mark Schlereth and tight end Shannon Sharpe. Davis and Sharpe are unable to play in the game due to injury. **APRIL 10** — Chinese Premier Zhu Rongji visits the Paul D. Bowlen Memorial Broncos Centre as part of a nine-day U.S. tour to promote trade with China. The Premier requested the visit as one of the highlights of his trip, and said, "It is a pleasure to visit the home of the Broncos. They are the champions of American football." **MAY** — The Broncos conclude season ticket renewals and waiting list additions for 1999, leading to an anticipated 30th consecutive season of sellouts at Mile High Stadium. **MAY 2** — John Elway announces his retirement in a press conference at the Inverness Hotel and Golf Club in Englewood. **JUNE 6** — Broncos players, coaches and staff receive their Super Bowl rings in a private ceremony, followed by a party at the Broadmoor in Colorado Springs, Colo. **AUGUST 7** — Denver defeats San Diego 20-17 in American Bowl '99 at Stadium Australia, in Sydney, Australia, site of the 2000 Summer Olympics. It is the first NFL game played on the Australian continent. **SEPTEMBER 13** — John Elway is inducted into the Denver Broncos Ring of Fame in a ceremony held at halftime of Denver's season-opening Monday Night game vs. Miami. He is the 16th inductee into the prestigious group — the first since 1993 (Louis Wright) — and the first for whom the traditional five-year waiting period is waived. Elway's familiar No. 7 is also retired on this night, assuring that the number he wore for 16 brilliant seasons will never be worn again by a Bronco. **SEPTEMBER 26** — Broncos tight end Shannon Sharpe becomes the leading receiver in franchise history, catching five passes for 39 yards against Tampa Bay at Raymond James Stadium, to surpass the previous standards held by Lionel Taylor (543-6,872). Sharpe finishes the day at 547 receptions and 6,897 yards. **OCTOBER 3** — Kicker Jason Elam becomes the Broncos' all-time leading scorer, surpassing Jim Turner (742 points) in Denver's game vs. the New York Jets at Mile High Stadium. Elam's seven points (2 field goals, 1 PAT) raise his career total to 748 points. **OCTOBER 17** — Denver has two players post 100 or more receiving yards in the same game for the first time in franchise history, as Byron Chamberlain (123 yards) and Ed McCaffrey (116) both top the century mark in Denver's 31-10 defeat of Green at Mile High Stadium. **DECEMBER 19** — Denver linebacker Glenn Cadrez returns a fumble 37 yards for a touchdown in overtime to lift the Broncos over the Seattle Seahawks, 36-30. It is just the second overtime game in NFL history to be decided by a fumble return for a touchdown. In the contest, Jason Elam became the franchise's all-time leader in successful PATs and attempted field goals, passing Jim Turner in both categories.

2000

JANUARY 2 — Running back Olandis Gary sets franchise rookie rushing record by finishing the 1999 season with 1,159 yards on 276 carries. Also, wide receiver Rod Smith tops the 1,000-yard receiving mark for the third consecutive season—a franchise record—and rookie return man Chris Watson sets a franchise single-season record for kickoff returns (48) in Denver's season-finale vs. San Diego at Mile High Stadium. **FEBRUARY 6** — The Broncos are represented at the annual AFC-NFC Pro Bowl in Honolulu by center Tom Nalen, defensive tackle Trevor Pryce and fullback/special teams player Detron Smith. **MAY** — The Broncos conclude season ticket renewals and waiting list additions for 2000, leading to an anticipated 31st consecutive season of sellouts at Mile High Stadium. **SEPTEMBER 10** — The Broncos begin their final season of play at Mile High Stadium with a 42-14 win over Atlanta before a crowd of 75,466, in the home opener. **SEPTEMBER 17** — Broncos rookie running back Mike Anderson becomes just the ninth player in NFL history to rush for more than 100 yards in each of his first two NFL games, picking up 187 in a win at Oakland. He had 131 the previous week vs. Atlanta. **NOVEMBER 13** — Denver defeats Oakland 27-24 in the final Monday Night Football game at Mile High Stadium, on a 41-yard field goal by Jason Elam as time expired. Overall, the Broncos were 16-6 in the 22 Monday Night games played at Mile High, from 1973-2000. **NOVEMBER 19** — The Broncos improve to 7-4 with the second largest fourth quarter comeback in franchise history, overcoming a 34-17 deficit to beat the San Diego Chargers 38-37. Quarterback Gus Frerotte, replacing the injured Brian Griese, broke Frank Tripucka's 38-year old franchise passing record (447) with 462 passing yards and tied the team record with five touchdown passes. **DECEMBER 3** — Mike Anderson rushes for 251 yards in a 38-23 win at New Orleans to set an all-time NFL rookie rushing record for a single game. He also broke the franchise single-game rushing mark by posting the fourth best rushing day by any player in NFL history, and set a Broncos record with four touchdowns in the game. Jason Elam also set an NFL record, converting his 304th consecutive point-after attempt, breaking Norm Johnson's previous record of 303. **DECEMBER 23** — The Broncos play their final game ever at Mile High Stadium, defeating San Francisco 38-9 before the second largest crowd in the stadium's history, 76,098. It was the largest crowd ever for a Broncos regular season game, and those in attendance were treated to an outstanding performance from the home team on this historic day. The Broncos set franchise single-season records for passing yards (4,243) and total yards (6,554), with the latter figure ranking fifth in NFL history. Ed McCaffrey and Rod Smith each hit the 100-catch mark for the season—just the second pair of teammates to do so in the same season in NFL history—with McCaffrey (101) breaking Lionel Taylor's 39-year old franchise record (100), while Smith ties it. Smith shatters the club record with 1,602 receiving yards for the season. Running back Mike Anderson sets franchise rookie rushing records with 1,487 yards and 15 touchdowns for the season.

HISTORICAL HIGHLIGHTS, CONT.

2001

FEBRUARY 4 — The Broncos are represented at the annual AFC-NFC Pro Bowl in Honolulu by quarterback Brian Griese, center Tom Nalen, defensive tackle Trevor Pryce and wide receiver Rod Smith. Griese and Nalen are unable to play because of injuries. **MAY** — The Broncos conclude season ticket renewals and waiting list additions for 2001, leading to an anticipated 32nd consecutive season of home sellouts, in their first season at INVESCO Field at Mile High. **AUGUST 25** — The Broncos play their first preseason game at INVESCO Field at Mile High, vs. the New Orleans Saints, winning 31-24. **SEPTEMBER 10** — The Broncos officially christen INVESCO Field at Mile High with a season-opening 31-20 win over the New York Giants on Monday Night Football. The game is marred only by the broken left leg suffered by wide receiver Ed McCaffrey and further put out of the spotlight the next morning by the terrorist attacks on the United States. **SEPTEMBER 23** — Wide receiver Rod Smith sets a team record with 14 receptions in a 38-17 win at Arizona. **OCTOBER 7** — Cornerback Deltha O'Neal ties an NFL record by becoming the 18th player in league history (19th time) to intercept four passes in one game, in Denver's 20-6 defeat of Kansas City at INVESCO Field at Mile High. He joins former Broncos Austin "Goose" Gonsoulin (1960) and Willie Brown (1964) on that list. **NOVEMBER 5** — Kicker Jason Elam became one of just 30 players in NFL history to score 1,000 career points, converting four field goals in a 38-28 loss at Oakland on Monday Night Football. His second field goal also accounted for the 20,000th point scored in the history of Monday Night Football. **NOVEMBER 22** — The Broncos defeat the Dallas Cowboys 26-24 at Texas Stadium on Thanksgiving Day, marking the club's first Thanksgiving Day appearance since 1990.

2002

JANUARY 28 — Ted Sundquist is promoted to general manager after six years as director of college scouting. **FEBRUARY 4** — The Broncos are represented in the annual AFC-NFC Pro Bowl in Honolulu by tight end Dwayne Carswell, kicker Jason Elam, linebacker/special teams player Ian Gold, cornerback Deltha O'Neal, defensive tackle Trevor Pryce, wide receiver Rod Smith and linebacker Al Wilson. Pryce and Smith are unable to play because of injuries. **MAY** — The Broncos conclude season ticket renewals and waiting list additions for 2002, leading to an anticipated 33rd consecutive season of home sellouts. **OCTOBER 20** — Tight end Shannon Sharpe sets an NFL record for a tight end and a franchise receiving record with 214 receiving yards on 13 receptions, including two touchdowns, in Denver's 37-34 come-from-behind overtime win at Kansas City. **DECEMBER 15** — Rookie running back Clinton Portis ties a Broncos record by becoming just the second player in franchise history to score four touchdowns in a game. He scores three times by rush and once receiving in Denver's 31-24 win over Kansas City at INVESCO Field at Mile High. **DECEMBER 29** — Running back Clinton Portis closes his rookie season with a 228-yard rushing effort in a win vs. Arizona at INVESCO Field at Mile High to finish the season with a franchise rookie-record 1,508 rushing yards, the fifth-best rushing season by a rookie in NFL history. His 228 rushing yards tie for the best effort in the NFL in 2002 and tie for the fourth-most by a rookie in a single game in NFL history. Additionally, Portis' two touchdowns on the day give him 17 for the season (15 rushing, 2 receiving), tied for third-most by a rookie in NFL history. For the season he also posts the second-best yards-per-carry average (5.52) for a rookie in league history.

2003

JANUARY 7 — Running back Clinton Portis is named NFL Offensive Rookie of the Year by the Associated Press. He is the third Bronco to be named either offensive or defensive Rookie of the Year, joining running back Mike Anderson (2000) and linebacker Mike Croel (1991). **JANUARY 20** — Larry Coyer is promoted from linebackers coach to defensive coordinator. **FEBRUARY 2** — The Broncos are represented in the annual AFC-NFC Pro Bowl in Honolulu by defensive end Trevor Pryce and linebacker Al Wilson. **MARCH 17** — The Broncos announce that the club will hold training camp in 2003 at its permanent facility in Dove Valley, in suburban Denver after 21 years at the University of Northern Colorado in Greeley. **APRIL 18** — Construction begins at the Broncos' Dove Valley training complex on a third outdoor practice field, to feature a FieldTurf™ artificial surface. **MAY** — The Broncos conclude season ticket renewals and waiting list additions for 2003, leading to an anticipated 34th consecutive season of home sellouts. **JUNE 10** — Crews begin to install FieldTurf™ surface on new third practice field, initiating a two-week installation process. **JULY 24** — The Broncos open training camp at the Paul D. Bowlen Memorial Broncos Centre, the first training camp to be held at the team's permanent training facility in suburban Denver. **NOVEMBER 16** — Wide receiver Rod Smith returns a punt 65 yards for a touchdown vs. San Diego. Coupled with Deltha O'Neal's 57-yard punt return for a score in the Broncos previous game vs. New England (Nov. 3), the Broncos become the first team in NFL history to have a different player return a punt for a touchdown in back-to-back games. **DECEMBER 14** — Jason Elam scores his 1,300th career point, reaching that milestone in fewer games than any player in NFL history (170). **DECEMBER 21** — The Broncos defeat Indianapolis 31-17 at the RCA Dome in an ESPN-televised Sunday night game to clinch the organization's first playoff berth since the 2000 season. In the game, Rod Smith passes Terrell Davis (8,887 yards) for most career total yards from scrimmage by a Bronco, and Shannon Sharpe passes Henry Ellard (814) for ninth place on the all-time NFL receptions list.

2004

JANUARY 31 — John Elway is elected to the Pro Football Hall of Fame in his first year of eligibility, becoming the first Bronco in the Hall to have played his entire career with the team. Elway joins Bob Brown, Carl Eller and Barry Sanders in the Hall of Fame's Class of 2004, with enshrinement scheduled for August 8, 2004. **FEBRUARY 8** — The Broncos are represented in the annual AFC-NFC Pro Bowl in Honolulu by center Tom Nalen, running back Clinton Portis and linebacker Al Wilson. **MID-FEBRUARY** — Construction begins on a \$4 million renovation and expansion project to upgrade the team's headquarters, the Paul D. Bowlen Memorial Broncos Centre, in suburban Denver. Included in the project is a new strength and conditioning center that houses the team's weight room, an indoor conditioning area and a new home for the field-maintenance department. The new weight room is approximately 9,000 square feet in size, nearly three times the size of the previous weight room. Also included in the renovation project is an expanded training room and a cafeteria that seats approximately 120. **MAY** — The Broncos conclude season ticket renewals and waiting list additions for 2004, leading to an anticipated 35th consecutive season of home sellouts. **JULY** — The \$4 mil-

lion renovation and expansion of the team's permanent training facility is completed in time for the opening of training camp. **SEPTEMBER 24** — Mike Shanahan completing a decade with one club, becoming one of an elite group of coaches to post 100 wins in their first 10 seasons with one club. His 100th win was a 23-13 triumph over San Diego. **OCTOBER 10** — Reuben Droughns' 193 rushing yards against Carolina were the most by a Broncos player in his first start at running back and marked the ninth-highest regular-season game total in franchise history (10th most in any game). **NOVEMBER 7** — After a three-catch, 29-yard, one-touchdown performance against Houston, WR Rod Smith passes Shannon Sharpe to become the franchise leader in receptions, and touchdown receptions passing Sharpe's totals of 675 and 55 respectively. **DECEMBER 5** — K Jason Elam, in his 184th outing, against San Diego became the fastest NFL player to eclipse the 1,400-point plateau, reaching the milestone faster than Nick Lowery's mark of 203 contests. In his career, Elam has amassed 1,442 points in 188 games. On Oct. 10, 2004, Elam converted the 300th field goal of his career faster than any kicker in NFL history. He completed the season with 317 successful field goals. **DECEMBER 25** — On Christmas night, the Broncos defeated the Tennessee Titans 37-16 in Nashville, earning Shanahan his 100th regular season win as Broncos head coach.

2005

JANUARY 2 — QB Jake Plummer brings his final season passing-yards total to a franchise record 4,089 yards in the regular-season finale against Indianapolis. In the same game, he tied John Elway's franchise record with 27 touchdown passes in a single season. Linebacker D.J. Williams became just the second rookie in franchise history to lead the team in tackles, the first since Tom Graham paced the team with 91 stops in 1972. The Broncos' offense yielded a franchise-low 15.0 sacks in 2004, the third-fewest in the NFL for the year. The team earned its second consecutive trip to the post-season. **FEBRUARY 13** — Newcomers S John Lynch and CB Champ Bailey both play in the Pro Bowl. **MARCH** — Complete renovation of the locker room at the team's headquarters, the Paul D. Bowlen Memorial Broncos Centre. **MAY** — The Broncos conclude season ticket renewals and waiting list additions for 2005, leading to an anticipated 36th consecutive season of home sellouts. **SEPTEMBER 26** — Wide receiver Rod Smith becomes the first undrafted player in NFL history to reach 10,000 career receiving yards with a 19-yard catch from Jake Plummer in the third quarter of a home *Monday Night Football* game against the Chiefs. **OCTOBER 16** — The Broncos tie an NFL record by not committing a turnover for the fourth consecutive game during their victory against New England. **NOVEMBER 24** — Jake Plummer's streak of consecutive passes without an interception ends at 229 attempts with a second-quarter interception at Dallas in the Broncos' 24-21 overtime win against the Cowboys on Thanksgiving Day. Plummer's 229 attempts without an interception lasted eight complete games and 34 quarters and was the fourth-longest in the NFL since 1996. **DECEMBER 11** — Mike Shanahan becomes the Broncos' all-time leader in career victories, collecting his 118th career win with Denver's 12-10 win against Baltimore at INVESCO Field at Mile High. Champ Bailey records an interception for the fifth consecutive game, setting a franchise record. **DECEMBER 17** — With a win at Buffalo, the Broncos clinch a playoff berth for the third consecutive season, tying for the longest streak of consecutive postseason appearances in franchise history. **DECEMBER 24** — The Broncos defeat the Oakland Raiders 22-3 on Dec. 24 at INVESCO Field at Mile High to record a perfect home record (8-0) for the fifth time in team history. The win also clinched the club's 10th division title and first since the 1998 season as well as the No. 2 seed in the AFC Playoffs. **DECEMBER 31** — Denver concludes the regular season with a 23-7 win at San Diego, putting the team's record at 13-3 to tie for the second-most wins in a season in franchise history. The Broncos finish the year with their second consecutive No. 5 NFL ranking in overall offense (360.4 ypg.) and post the second-highest rushing total (2,539 yds.) in club annals. Mike Anderson posts the Broncos' 10th individual 1,000-yard rushing season (1,014 yds.) since 1995 while Denver's run defense ranks second in the NFL (85.2 ypg.) and records the third-best single-season mark in team history. The Broncos finish the year ranked second in the NFL with a +20 turnover ratio and set a franchise record with a league-low 16 giveaways. Wide receiver Rod Smith totals his eighth 1,000-yard receiving season (1,105 yds.), tying for the most 1,000-yard receiving outputs in the NFL since 1997. The Broncos become only the third team in NFL history to have two 900-yard rushers (Mike Anderson, Tatum Bell), a 1,000-yard receiver (Rod Smith) and a 3,000-yard passer (Jake Plummer) in the same season.

2006

JANUARY 14 — The Broncos defeat the Patriots 27-13 in an AFC Divisional Playoff Game to mark the club's first postseason victory at INVESCO Field at Mile High and propel the team to the AFC Championship Game. The win, which was Denver's first in the postseason since defeating Atlanta to capture Super Bowl XXXIII on Jan. 31, 1999, ended the Patriots' NFL-record 10-game postseason winning streak and halted the title hopes of the two-time defending Super Bowl champions. Kicker Jason Elam becomes Denver's all-time postseason leader in points and field goals against the Patriots. In addition, the win gave Head Coach Mike Shanahan more postseason victories (8) than any coach in Broncos history. **JANUARY 22** — The Broncos host the Steelers in the AFC Championship Game at INVESCO Field at Mile High but lose 34-17, marking the club's first home loss in a conference championship game (4-1). **FEBRUARY 12** — Cornerback Champ Bailey, safety John Lynch, wide receiver Rod Smith and linebacker Al Wilson play in the Pro Bowl. Quarterback Jake Plummer was selected to play in the all-star game as an alternate but was unable to participate due to an injury. **FEBRUARY 22** — The Broncos extended the contract of General Manager Ted Sundquist through the 2008 season with an option for the 2009 campaign. **MARCH 14** — The Broncos promote Director of Player Personnel Rick Smith to assistant general manager. **APRIL 26** — The Broncos promote Director of College Scouting Jim Goodman to Director of Player Personnel. **APRIL 29** — On the first day of the 2006 NFL Draft, the Broncos make a pair of major trades to improve the club. Denver acquires the 11th overall pick from St. Louis (in exchange for the 15th overall pick and a 2006 third-round choice) and selects highly touted Vanderbilt quarterback Jay Cutler. A few hours later, the Broncos acquire Pro Bowl wide receiver Javon Walker from Green Bay in exchange for a 2006 second-round pick (37th overall). **MAY** — The Broncos conclude season ticket renewals and waiting list additions for 2006, leading to an anticipated 37th consecutive season of home sellouts.

ALL-TIME LOGOS



1960-61
(Black and White)



1962-67



1968-96



1997-Pres.

ALL-TIME HELMETS



1960-61



1962-66



1967



1968-1996



1997-Pres.

ALL-TIME UNIFORMS



1960-61



1962-64



1965-66



1967



1968-96




1997-Pres. (Home)



1997-Pres. (Away)

Note: Uniforms worn from 1968-96 had minor sock and sleeve design variations in several seasons from the one displayed, which reflects the exact uniform worn in the late 1980s.



THE DENVER BRONCOS' PLEDGE TO COMMUNITY DEVELOPMENT

The Denver Broncos, in collaboration with Broncos Charities, strive to improve the lives of Coloradoans through youth, health and hunger relief initiatives.

YOUTH PROGRAMS

DENVER BRONCOS BOYS AND GIRLS CLUB

The Denver Broncos Boys and Girls Club was established in August of 2003 with a \$1.2 million investment over a minimum of five years. Additionally, the Broncos have committed to integrating community programs and player visits to the Club's operations, truly building upon a legacy of investment that transcends a mere monetary contribution. Currently, the Club's membership has swelled to capacity with more than 1,500 members and an average nightly attendance of over 200 kids.



YOUTH FOOTBALL

The Denver Broncos are committed to promoting and supporting youth football throughout Colorado. In this spirit, the Broncos established a Youth Football Task Force in 2004 comprised of major youth leagues in the metro Denver area to address common issues such as expansion, new programming and cross league play. NFL programs such as Junior Player Development and High School Player Development continue to grow as they have proven their effectiveness in successfully engaging youth players. In addition, the Denver Broncos will host the third annual Broncos Bowl—a preseason celebration of youth football held at INVESCO Field at Mile High that kicks off the youth seasons with an invitation to local teams to scrimmage one another in a Broncos game-day atmosphere.



ball held at INVESCO Field at Mile High that kicks off the youth seasons with an invitation to local teams to scrimmage one another in a Broncos game-day atmosphere.

KIDS CARAVAN

Entering its third year, Kids Caravan travels to bring the excitement of the Denver Broncos to the young fan base in the Colorado community. Broncos players, cheerleaders and Miles are just a few of the perks of the Caravan. Gatorade Jr. Training Camps along with organized activities and inflatables round out an action-packed day for kids ages 6-12. Participants are recruited from local Boys and Girls Club chapters and through marketing and sponsor giveaways.



BRONCOS CHARITIES READING CORNERS

Broncos Charities Reading Corners is a program that provides a library reading corner with Broncos-colored kid-friendly furniture in elementary schools throughout the Denver Public Schools system. The program hopes to establish five-to-seven reading corners every year and works with Denver Public Schools Foundation to select the schools based on need and reading scores.

HEALTH PROGRAMS

DRIVE FOR LIFE

Since 1998, The Denver Broncos Community Blood Drive, Drive For Life, has been held on a Tuesday during the football season at INVESCO Field at Mile High. Working in conjunction with Bonfils Blood Center, Drive For Life has grown into one of Denver's best Broncos traditions with record numbers of donors helping to bolster Colorado's blood supply just in time for the difficult winter months. "Drive for Life" has become the largest single-day blood drive in the history of Colorado and one of the largest in the nation.



HUNGER AND HOMELESSNESS

PROSTATE AND BREAST CANCER AWARENESS PROGRAMS

The health of Coloradoans has been identified by the Broncos as a major initiative, and prostate and breast cancer awareness have emerged as a major focus of the Broncos health efforts. Prostate Cancer Education Council spokesperson Al Wilson leads the charge in promoting prostate cancer screening and early detection and in the month of October hosts a pink hat awareness campaign for the Susan G. Komen Breast Cancer Foundation at Broncos home games.



BRONCOS WIVES FOOD DRIVE

The annual Broncos Wives Food Drive is perhaps the best-known DBC program benefiting Colorado's hungry and homeless. Since 1981, the wives of Broncos players, coaches and staff have collected cash donations and non-perishable food items outside the gates of the stadium from generous Broncos fans before a home football game.



DENVER BRONCOS HOLIDAY PARTY

For the third consecutive year, the Denver Broncos invite families of the Denver Rescue Mission and other local hunger relief agencies to enjoy a holiday meal alongside Broncos players and cheerleaders during the holiday season at INVESCO Field at Mile High. Families are selected based upon need and given a holiday gift bag with gift certificates and small gifts to enjoy.



WALTER PAYTON MAN OF THE YEAR

The Denver Broncos are proud to honor their nominees for the annual NFL Walter Payton Man of the Year Award given to the player who best provides leadership for his teammates on the gridiron and his fellow citizens in the community. John Lynch was the Broncos' 2005 Walter Payton Man of the Year. 2005 Nominees: Ashley Lelie, Rod Smith and Al Wilson.

In addition to the four nominees for Man of the Year, the Broncos began recognizing Ambassador Awards in 2002 to honor those players within the organization who are developing into strong community leaders. 2005 Ambassadors: Todd Devoe, Ian Gold, George Foster, Kyle Johnson and Jake Plummer.



THE DENVER BRONCOS CHEERLEADERS

In 2005, the 34 members of the Denver Broncos cheerleading squad divided more than 1,400 hours of civic involvement among 85 Colorado organizations. Many associations, from Craig Hospital to the Race for the Cure, were visited by members of last year's team. For the upcoming season, the squad will continue to promote community involvement as its primary commitment.

Members of the Denver Broncos cheerleaders toured eight military bases in Afghanistan and the Middle East to celebrate July 4, 2005. The two-week tour traveled military bases to boost the troops' morale and thank them for their service to our country.

In April 2005, three Broncos cheerleaders and five players traveled to Walter Reed Medical Center in Washington, D.C., to visit soldiers who have been injured in the war in Iraq. The cheerleaders are committed to helping the U.S. military and were honored to be able to thank them on behalf of the Denver Broncos.

Entering their 14th season, the Denver Broncos cheerleaders are one of the premier teams in the National Football League. The Broncos brought cheerleaders back in 1993 after a 17-year absence and are proud of the work the team does, both on the field and more importantly, in the community.

The Broncos cheerleaders are selected through auditions held each spring.

In 2006, 250 women tried out for the 34 available positions. Auditions focus primarily on dance ability; however, appearance, personal accomplishments and community involvement also are contributing factors.

Known for their distinctive western uniforms, the cheerleaders wear long leather chaps and jackets in the fall months, ski-wear for cold games and a more traditional cheerleading leather skirt and vest in the summer months. The three uniform changes give the group flexibility with the rapidly changing Colorado weather.

In 2006, the cheerleaders will have a calendar, poster and other merchandise available for sale. For more information on the cheerleaders, contact Teresa Shear at (720) 258-3176 or look up their page on the official Denver Broncos Web site, www.DenverBroncos.com.



Teresa Shear
Director



Shelly Trujillo
Assistant Director



Shawna Peters
Director, Jr. Cheerleaders



MASCOTS

"THUNDER"

The Denver Broncos are notorious for having thunderstorms throughout the fall and winter—That is Thunder storming the field. Thunder is a purebred Arabian stallion that acts as the team's mascot. Following every Denver Broncos touchdown, Thunder displays his impressive canter from one end zone to the other.

Thunder, provided by Magness Racing Ventures of Denver, will be entering his third year during the Broncos' 2006 campaign. Thunder took the reins as the Broncos' mascot during a ceremony at the Sunday night game against the Kansas City Chiefs on Sept. 12, 2004.

The original Thunder served as the Broncos' mascot for 11 years before retiring at the start of the 2004 campaign. Its registered name is JB Kobask, but the stallion was given the "stage name" Thunder for his mascot duties. Thunder made his Mile High debut Sept. 12, 1993, during a Broncos victory over the San Diego Chargers. In addition to his appearances at all Broncos home games, Thunder also appeared at Super Bowls XXXII in San Diego and XXXIII in Miami. The original Thunder will continue making appearances at events and community functions.

Thunder had been Sharon Magness Blake's personal riding horse for five years before assuming the duties of Broncos mascot last season.

Thunder is trained and ridden by Ann Judge-Wegener of Magness Racing Ventures. She is an accomplished equestrian.



"MILES"

The Denver Broncos also have an official mascot, Miles, introduced in 2001 when the Broncos began play in INVESCO Field at Mile High.

Popular with all fans and especially children, Miles entertains the Broncos' faithful at every home game and makes numerous appearances throughout the Denver community year-round.

Miles has performed all across Colorado and the world, including appearances at the Chinese New Year Parade in Hong Kong, the Macy's Thanksgiving Parade, as well as appearances on MTV and Fox's "Best Damn Sports Show Period."

If you would like to inquire about scheduling Miles to appear at your next event, please contact Brad Post in the Broncos' marketing department at (720) 258-3114.



INVESCO FIELD AT MILE HIGH



The Denver Broncos began a new era in 2001 as they took to the field in a new stadium, INVESCO Field at Mile High. Built adjacent to their previous home of 41 years, Mile High Stadium, the new stadium features first-class, state-of-the-art amenities for the teams and fans alike.

With seating capacity set at 76,125, INVESCO Field at Mile High is one of the largest stadiums in the National Football League. It includes 1.7 million square feet of space (approximately twice that of Mile High Stadium), providing the ultimate in comfort and convenience—including wider concourses, wider seats, more restrooms, elevators and escalators and full-service accommodations for people with disabilities.

INVESCO Field at Mile High features 132 luxury suites on two levels, as well as 8,800 club seats. It is highlighted by an emphasis on state-of-the-art technology while maintaining the traditional aspects of Mile High Stadium that gave the Broncos a decided home-field advantage over the years. Those features include the close proximity of the seats to the field as well as steel treads and risers that fans utilize to create the same deafening roar that characterized Mile High Stadium.

The stadium was designed and built by Turner/Empire/Alvarado Construction and HNTB Architects in association with Fentress Bradburn Architects and Bertram A. Bruton Architects. Numerous Colorado companies and hundreds of professional designers, engineers and construction tradesmen were involved in the construction of the new state-of-the-art facility.

Construction began during the summer of 1999, and official groundbreaking on the stadium was held Aug. 17, 1999. The Broncos won the first game ever played in the new stadium, 31-24, over New Orleans on Aug. 25, 2001, in the preseason and won the first regular-season game, 31-20, against the New York Giants on Sept. 10, 2001.



INVESCO FIELD AT MILE HIGH FACTS

BRONCOS' RECORD AT INVESCO FIELD

31-9 (.775) Regular Season / 1-1 (.500) Postseason

LOCATION

1701 Bryant Street in Denver, just west of Interstate 25, near downtown

DEVELOPER AND OWNER

Metropolitan Football Stadium District

SEATING

Capacity 76,125

(Lower Level-31,950 / Mid Level-19,100 / Upper Level-25,075)

SUITES/CLUB SEATS

132 Luxury Suites on two levels / 8,800 club seats

AREA

Site: Approximately 83 acres

Footprint: 15.34 acres

Gross square footage: 1,693,000

ARCHITECT

HNTB Corporation, in association with Fentress Bradburn Architects and Bertram A. Bruton & Associates

CONTRACTOR

Turner Construction, Empire Construction, Alvarado Construction

BY THE NUMBERS:

- 1,717,000 square feet area
- 4,844,000 field man hours
- 300,000 cubic yards of excavation
- 85,000 cubic yards of concrete (*enough to build the foundations for all the houses in Trinidad, Colo. (pop. 9,900)*)
- 12,000,000 pounds of reinforced steel
- 1,500,000 square feet of wire mesh
- 12,000 tons of structural steel
- 130,000 bricks
- 1,600,000 masonry blocks
- 1,000,000 square feet of drywall
- 500,000 square feet of sidewalks
- 2,100,000 square feet of asphalt paving (*equivalent to 16 miles of two-lane highway*)
- 256 miles of post tensioning cable (*enough to stretch from Trinidad, Colo., to Fort Collins*)
- 35,000 linear feet of curb
- 130,000 square feet of curtainwall
- 31,000 square feet of suite windows
- 200,000 pounds of aluminum
- 30,000 square feet of glass
- 76,000 square feet of metal panels
- 1,500 plumbing fixtures
- 25,000 light fixtures
- 2,500 tons of cooling

INVESCO FIELD AT MILE HIGH SEATING DIAGRAM



MEDIA PARKING DIAGRAM



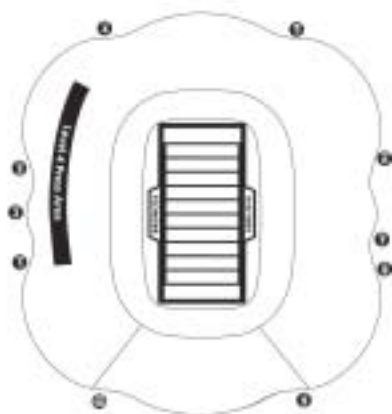
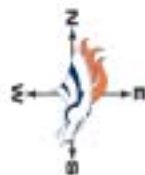
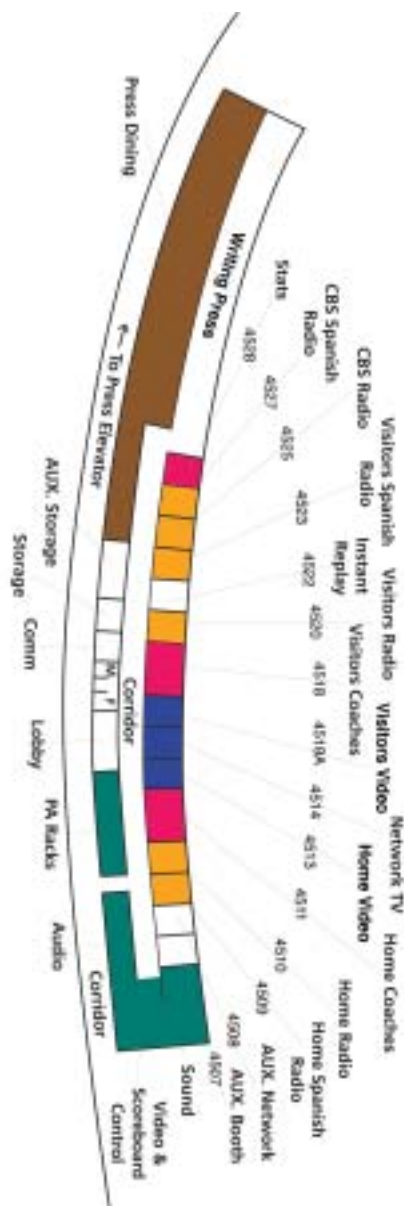
Access to Lots H&I will be from 20th Avenue. Vehicles coming from the north should exit at 23rd Avenue, go straight through the intersection onto a special frontage road and then follow the directions to Lots H&I.

Vehicles coming from the south should exit at 17th Avenue, go under I-25, turn right onto Mile High Stadium Circle, and follow the directions to Lots H&I.

Lots H&I can also be accessed from Federal Boulevard and 20th Avenue.

From the parking lot, media access is through the North Security Entrance between Gates 4 & 5.

PRESS LEVEL DIAGRAM



BRONCOS STADIUM HISTORY

The Denver Broncos played nearly all of their home games for the first 41 seasons of club history in one building. Known since 1969 as Mile High Stadium, the facility opened in 1948 as Bears Stadium for the Denver Bears of baseball's old Western League with long range plans to utilize it for football as well. When Denver became a charter member of the American Football League in 1959, the south stands (8,100 seats) and portable east stands (9,616 seats) were added to give a capacity of 34,657 for football. The Broncos began play in 1960.

After Denver voters turned down a stadium bond issue to build an all-purpose metropolitan stadium in 1967, a non-profit group began a fund-raising drive with the goal of purchasing the stadium for the city. In February 1968, the group bought the stadium from Rocky Mountain Empire Sports for \$1.8 million and presented it to the city of Denver. A 16,000-seat upper deck was immediately constructed over the west stands, raising the capacity to more than 50,000 for the 1968 season. In December 1968, the stadium was renamed Denver Mile High Stadium.

The Broncos posted a home record of 191-109-7 (.634) in 41 seasons of play from 1960-2000. With the exception of two games played at the University of Denver Stadium (1962 and '63 home openers; 1-1 record), every Broncos home game was played in the single facility known either as Bears Stadium or Mile High Stadium with the club posting a 190-108-7 record (.638) in the building. The Broncos went 19-40-2 (.328) from 1960-68 in Bears Stadium then 171-68-5 (.711) from 1969-2000 after the name was changed to Mile High Stadium.

The stadium was filled for every regular-season game from the beginning of the 1970 season through its final season in 2000. The Broncos sold out 237 consecutive regular-season games, and with postseason contests the total reached 250 over the 31-year period.

Expansion of Mile High Stadium, begun in 1975, was completed for the 1977 season to give the Broncos the seventh-largest home facility in the league. Denver voters passed a \$25 million bond issue in 1974 to expand and improve the stadium from its capacity of 51,706 to 75,100. The stadium held 63,532 for the 1976 season, halfway through the project.

Bringing the stadium to its final capacity of 76,098 in 1986 was the construction of 60 Penthouse Suites atop the west stands.

One of the unique aspects of Mile High Stadium was its movable east stands. The massive single section, when fully extended, formed a horseshoe configuration for football, and when retracted, was in position for baseball. The three-tiered structure, measuring 535 feet in length, 135 feet in height and 200 feet in depth,



The Broncos played their home games at Mile High Stadium from their inception in 1960 until 2000. The facility, built in 1948, was known as Bears Stadium until 1969.

FAST FACTS

Broncos Home Record, 1960-2000

(Bears Stadium/Mile High Stadium, University of Denver Stadium):

191-109-7 (.634)

Broncos Record at Bears Stadium/Mile High Stadium:

190-108-7 (.638)

19-40-2 (.328) as Bears Stadium, 1960-68
171-68-5 (.711) as Mile High Stadium, 1969-2000

Broncos Record at U. of Denver Stadium

1-1 (.500)

First Broncos Game at Bears Stadium

Oct. 2, 1960 • Denver Broncos 31
Oakland Raiders 14

Last Broncos Game at Mile High Stadium

Dec. 23, 2000 • Denver Broncos 38
San Francisco 49ers 9

weighed nearly nine million pounds and was moved a distance of 145 feet between the two configurations. The move was facilitated by a process involving a thin layer of water on which the structure moved. Water was pumped onto more than 90,000 square feet of runways and formed a .003-inch sheet upon which the stands rested. Hydraulic rams then pushed the stands forward at the rate of three feet per minute, making the move last somewhere around two hours.

Demolition of Mile High Stadium was completed in March 2002.

BRONCOS' RADIO NETWORK



Dave Logan
Play-by-Play

It's a Rocky Mountain tradition: 850 KOA and the Denver Broncos. For the 37th consecutive season, Denver's 50,000-watt station serves as the flagship for the Denver Broncos game broadcast network.

Dave Logan is in his 10th full season as voice of the Broncos, following seven years as color analyst on the broadcasts. Logan's background reads like an All-American dream: A Colorado native and 1971 winner of the *Denver Post* Gold Helmet Award, he is one of two athletes (along with Dave Winfield) drafted by franchises in Major League Baseball, the NBA and the NFL. Logan chose the latter, starring for the Cleveland Browns from 1976-83, and ascending into the top five of virtually every receiving category in the franchise's record books. He played his final season in Denver in 1984.

Since then, Logan has brought his love for sports and knowledge of the games to Colorado radio listeners as co-host of KOA's award-winning weekday afternoon talk show from 3-7 p.m. He was named 1997 Broadcast Citizen of the Year in Colorado and has been Colorado Sportscaster of the Year three times, in 1992, '93 and '98. Logan also is one of the most accomplished prep football coaches in Colorado state history, coaching three high school football teams to state championships while taking a fourth team (Mullen) to the state semifinals in his first year at the helm in 2003. After leading Mullen to a state championship victory in 2004, Logan helped the school again reach the state finals in 2005 and enters his fourth year at Mullen in 2006. Additionally, Logan led Chatfield (2000-02) to a state title in 2001 and Arvada West (1993-99) to a title in 1997.

David Diaz-Infante joins Dave Logan for his second season providing color commentary for the Broncos' radio network. A former Broncos offensive lineman, Diaz-Infante has been involved with local radio broadcasting since retiring from the NFL after the 2001 season, providing color commentary for the radio broadcasts of the Arena Football League's Colorado Crush during the franchise's first three seasons. He played five years for the Broncos (1995-98, 2001) as a center and made key contributions during their back-to-back Super Bowl championships. In addition to appearing in 41 games (9 starts) with Denver, he played his rookie year (1987) with San Diego and the 1999 season with Philadelphia to total 69 career regular-season games. Diaz-Infante also enjoyed successful stints with the Frankfurt Galaxy of the World League of American Football (1991-92) and the Sacramento Gold Miners of the Canadian Football League (1993-94).



David Diaz-Infante
Color Commentary

DENVER BRONCOS RADIO NETWORK • 2006 AFFILIATE STATIONS

FLAGSHIP STATION: KOA 850 AM, DENVER

COLORADO

| | | |
|-------------------|------|----------|
| Alamosa | KALQ | 93.5 FM |
| Aspen | KNFO | 106.1 FM |
| Avon | KSKE | 104.7 FM |
| Colorado Springs | KVOR | 1300 AM |
| Craig | KRAI | 550 AM |
| Durango | KRSJ | 100.5 FM |
| Fort Collins | KCOL | 600 AM |
| Fort Morgan | KSIR | 1010 AM |
| Glenwood Springs | KMTS | 99.1 FM |
| Granby | KKHI | 930 AM |
| Grand Junction | KSTR | 96.1 FM |
| Greeley | KFKK | 1310 AM |
| Gunnison | KPKE | 1490 AM |
| Montrose | KUBC | 580 AM |
| Pagosa Springs | KWUF | 1400 AM |
| Pueblo | KGHF | 1350 AM |
| Salida | KVRH | 1340 AM |
| Steamboat Springs | KBCR | 1230 AM |
| Trinidad | KCRT | 92.5 FM |
| Walsenburg | KSPK | 102.3 FM |

KANSAS

| | | |
|-------------|------|---------|
| Garden City | KYBD | 94.5 FM |
| Goodland | KLOE | 730 AM |
| Hays | KAYS | 1400 AM |
| Liberal | KSCB | 1270 AM |

MONTANA

| | | |
|------------|------|----------|
| Billings* | KGHL | 790 AM |
| Bozeman* | KMMS | 1450 AM |
| Colstrip* | KOAL | 106.1 FM |
| Glendive* | KDZN | 96.5 FM |
| Kalispell* | KOFI | 1180 AM |
| Lewistown* | KXLO | 1230 AM |
| Malta* | KMMR | 100.1 FM |

NEBRASKA

| | | |
|--------------|------|---------|
| Alliance | KCOW | 1400 AM |
| Chadron | KCSR | 610 AM |
| Kearney | KKPR | 98.9 FM |
| North Platte | KOOQ | 1410 AM |
| Scottsbluff | KNEB | 960 AM |

NEVADA

| | | |
|-----------|------|---------|
| Las Vegas | KSHP | 1400 AM |
|-----------|------|---------|

NEW MEXICO

| | | |
|-------------|------|---------|
| Albuquerque | KABQ | 1350 AM |
| Artesia | KSVP | 990 AM |
| Farmington | KDAG | 96.9 FM |

NORTH DAKOTA

| | | |
|----------|------|---------|
| Bismarck | KFYR | 550 AM |
| Bowman* | KPOK | 1340 AM |

SOUTH DAKOTA

| | | |
|----------------|------|---------|
| Belle Fourche* | KBFS | 1450 AM |
|----------------|------|---------|

| | | |
|------------|------|---------|
| Lemmon* | KBJM | 1400 AM |
| Rapid City | KOTA | 1380 AM |

WYOMING

| | | |
|--------------|------|----------|
| Buffalo* | KBBS | 1450 AM |
| Casper | KTWO | 1030 AM |
| Cheyenne | KGAB | 1240 AM |
| Cody* | KODI | 1400 AM |
| Douglas* | KKTY | 1470 AM |
| Gillette* | KIML | 1270 AM |
| Green River* | KUGR | 1490 AM |
| Kemmerer* | KMER | 950 AM |
| Lander | KOVE | 1330 AM |
| Laramie | KOWB | 1290 AM |
| Newcastle* | KASL | 1240 AM |
| Powell* | KLZY | 92.5 FM |
| Powell* | KPOW | 1260 AM |
| Rawlins* | KRAL | 1240 AM |
| Riverton* | KVOW | 1450 AM |
| Sheridan | KWYO | 1410 AM |
| Sundance* | KYDT | 103.1 FM |
| Thermopolis* | KTHE | 1240 AM |
| Torrington* | KGOS | 1490 AM |
| Wheatland* | KYCN | 1340 AM |
| Worldan* | KWOR | 1340 AM |

*Northern Sports Network

BRONCOS PRESEASON TELEVISION NETWORK



Gary Miller
Play-by-Play

For the third season, KCNC is the primary television home of the Denver Broncos. As the Broncos' partner television station, the CBS affiliate will carry three of the team's four preseason contests. KCNC will televise Denver's preseason games at Detroit on Friday, Aug. 11 (7:30 p.m. EDT), vs. Tennessee on Saturday, Aug. 19 (7 p.m. MDT) and at Arizona on Thursday, Aug. 31 (7 p.m. MST).

The broadcast team will consist of Gary Miller (play-by-play), former Broncos fullback Reggie Rivers (color analyst) and Vic Lombardi (broadcast host).

Miller, who is a Brooklyn native, joined KCNC in June of 1991 and has been covering the Broncos since the fall of 1991. He has hosted various Broncos shows, including "Broncos Beat" and "Sports Extra with Terrell Davis" as well as Broncos pre and post-game shows. He is looking forward to hosting "The Mike Shanahan Show" as well as being featured on "Broncos Live" during the 2006 campaign. Miller also is a contributor to "Countdown to Kickoff" for the ninth year and "Broncos All-Access" on Sunday nights. The Long Island University graduate worked in California and Washington before landing the position at KCNC in Denver.

Rivers, a Broncos fullback from 1991-96, is the newest addition to the KCNC sports family. He has become a fixture in the Denver media landscape since arriving in Denver in 1991. He started with a weekly column in the *Rocky Mountain News* as a rookie, which was supposed to be a four-week stint but turned into an eight-year relationship. He has been an analyst on KCNC's pregame show since 1997. Beginning in 1993, he served as a guest-host on several local television and radio shows, including "Broncos Beat," "Sports Extra" and a weekly radio segment on 850 KOA called "Rolling with Rivers." In addition to being KCNC's weekend sports anchor, he currently writes a weekly column for *Pro Football Weekly*, hosts a PBS show called "Global Agenda" and is working toward a Master's degree in International Studies at the University of Denver.

Denver-native Lombardi has wanted to be a sportscaster since he was 10 years old. He grew up on Denver's west side, in the shadow of Mile High Stadium. After interning for KCNC as a student, he later joined the station in June of 1998. After graduating from Holy Family High School in Denver, Lombardi attended the University of Colorado at Boulder but graduated from Notre Dame in 1991. He began his broadcasting career in South Bend, Ind., before moving to Austin, Texas. The 17-time Emmy Award winner took a job in Phoenix before returning to his roots in Denver. Recently named the station's lead sports anchor, Lombardi brings extensive experience as a contributor to Broncos-oriented shows, including hosting "Countdown to Kickoff" since 1999, "Broncos All-Access" since 2003 and "Broncos Live with John Lynch" since 2005. He also hosted all of the station's preseason pre-game shows and in 2004 "Broncos Saturday Night."

KCNC also produces a number of Broncos specials, including weekly programs "The Mike Shanahan Show" and "Broncos Live with John Lynch."



Vic Lombardi
Sideline Reporter



FINAL 2005 NFL STANDINGS

AMERICAN FOOTBALL CONFERENCE

| | East Division | | | | | |
|---------------|----------------|----|---|------|------|-----|
| | W | L | T | Pct. | Pts. | OP |
| New England* | 10 | 6 | 0 | .625 | 379 | 338 |
| Miami | 9 | 7 | 0 | .562 | 318 | 317 |
| Buffalo | 5 | 11 | 0 | .312 | 271 | 367 |
| N.Y. Jets | 4 | 12 | 0 | .250 | 240 | 355 |
| | North Division | | | | | |
| | W | L | T | Pct. | Pts. | OP |
| Cincinnati* | 11 | 5 | 0 | .688 | 421 | 350 |
| Pittsburgh# | 11 | 5 | 0 | .688 | 389 | 258 |
| Baltimore | 6 | 10 | 0 | .375 | 265 | 299 |
| Cleveland | 6 | 10 | 0 | .375 | 232 | 301 |
| | South Division | | | | | |
| | W | L | T | Pct. | Pts. | OP |
| Indianapolis* | 14 | 2 | 0 | .875 | 439 | 247 |
| Jacksonville# | 12 | 4 | 0 | .750 | 361 | 269 |
| Tennessee | 4 | 12 | 0 | .250 | 299 | 421 |
| Houston | 2 | 14 | 0 | .125 | 260 | 431 |
| | West Division | | | | | |
| | W | L | T | Pct. | Pts. | OP |
| Denver* | 13 | 3 | 0 | .812 | 395 | 258 |
| Kansas City | 10 | 6 | 0 | .625 | 403 | 325 |
| San Diego | 9 | 7 | 0 | .562 | 418 | 312 |
| Oakland | 4 | 12 | 0 | .250 | 290 | 383 |

*Division Champion; #Wild Card team.

Cincinnati finished ahead of Pittsburgh in the AFC North based on better division record (5-1 to 4-2).
 Baltimore finished ahead of Cleveland in the AFC North based on better division record (2-4 to 1-5).
 Tampa Bay finished ahead of Carolina in the NFC South based on better division record (5-1 to 4-2).
 Chicago clinched the NFC's #2 seed instead of Tampa Bay or the N.Y. Giants based on better conference record (10-2 to Buccaneers' 9-3 and Giants' 8-4).
 Tampa Bay clinched the NFC's #3 seed instead of the N.Y. Giants based on better conference record (9-3 to 8-4).

2005 POSTSEASON

AFC Wild Card Playoff Games

1/7 – at New England 28, Jacksonville 3
 1/8 – Pittsburgh 31, at Cincinnati 17

AFC Divisional Playoff Games

1/14 – at Denver 27, New England 13
 1/15 – Pittsburgh 21, at Indianapolis 18

AFC Championship Game

1/22 – Pittsburgh 34, at Denver 17

Super Bowl XL at Ford Field, Detroit

2/5 – Pittsburgh 21, Seattle 10

AFC-NFC Pro Bowl at Aloha Stadium, Honolulu

2/12 – NFC 23, AFC 17

NATIONAL FOOTBALL CONFERENCE

| | East Division | | | | | |
|---------------|----------------|----|---|------|------|-----|
| | W | L | T | Pct. | Pts. | OP |
| N.Y. Giants* | 11 | 5 | 0 | .688 | 422 | 314 |
| Washington# | 10 | 6 | 0 | .625 | 359 | 293 |
| Dallas | 9 | 7 | 0 | .562 | 325 | 308 |
| Philadelphia | 6 | 10 | 0 | .375 | 310 | 388 |
| | North Division | | | | | |
| | W | L | T | Pct. | Pts. | OP |
| Chicago* | 11 | 5 | 0 | .688 | 260 | 202 |
| Minnesota | 9 | 7 | 0 | .562 | 306 | 344 |
| Detroit | 5 | 11 | 0 | .312 | 254 | 345 |
| Green Bay | 4 | 12 | 0 | .250 | 298 | 344 |
| | South Division | | | | | |
| | W | L | T | Pct. | Pts. | OP |
| Tampa Bay* | 11 | 5 | 0 | .688 | 300 | 274 |
| Carolina# | 11 | 5 | 0 | .688 | 391 | 259 |
| Atlanta | 8 | 8 | 0 | .500 | 351 | 341 |
| New Orleans | 3 | 13 | 0 | .188 | 235 | 398 |
| | West Division | | | | | |
| | W | L | T | Pct. | Pts. | OP |
| Seattle* | 13 | 3 | 0 | .812 | 452 | 271 |
| St. Louis | 6 | 10 | 0 | .375 | 363 | 429 |
| Arizona | 5 | 11 | 0 | .312 | 311 | 387 |
| San Francisco | 4 | 12 | 0 | .250 | 239 | 428 |

ALL-TIME CHAMPIONSHIP SCORES

SUPER BOWLS

| | | |
|------|---------|--|
| 2005 | XL | Pittsburgh 21, Seattle 10, at Detroit |
| 2004 | XXXIX | New England 24, Philadelphia 21, at Jacksonville |
| 2003 | XXXVIII | New England 32, Carolina 29, at Houston |
| 2002 | XXXVII | Tampa Bay 48, Oakland 21, at San Diego |
| 2001 | XXXVI | New England 20, St. Louis 17, at New Orleans |
| 2000 | XXXV | Baltimore 34, New York Giants 7, at Tampa |
| 1999 | XXXIV | St. Louis 23, Tennessee 16, at Atlanta |
| 1998 | XXXIII | Denver 34, Atlanta 19, at Miami |
| 1997 | XXXII | Denver 31, Green Bay 24, at San Diego |
| 1996 | XXXI | Green Bay 35, New England 21, at New Orleans |
| 1995 | XXX | Dallas 27, Pittsburgh 17, at Tempe |
| 1994 | XXIX | San Francisco 49, San Diego 26, at Miami |
| 1993 | XXVIII | Dallas 30, Buffalo 13, at Atlanta |
| 1992 | XXVII | Dallas 52, Buffalo 17, at Pasadena |
| 1991 | XXVI | Washington 37, Buffalo 24, at Minneapolis |
| 1990 | XXV | New York Giants 20, Buffalo 19, at Tampa |
| 1989 | XXIV | San Francisco 55, Denver 10, at New Orleans |
| 1988 | XXIII | San Francisco 20, Cincinnati 16, at Miami |
| 1987 | XXII | Washington 42, Denver 10, at San Diego |
| 1986 | XXI | New York Giants 39, Denver 20, at Pasadena |
| 1985 | XX | Chicago 46, New England 10, at New Orleans |
| 1984 | XIX | San Francisco 38, Miami 16, at Palo Alto, Calif. |
| 1983 | XVIII | Los Angeles Raiders 38, Washington 9, at Tampa |
| 1982 | XVII | Washington 27, Miami 17, at Pasadena |
| 1981 | XVI | San Francisco 26, Cincinnati 21, at Detroit |
| 1980 | XV | Oakland 27, Philadelphia 10, at New Orleans |
| 1979 | XIV | Pittsburgh 31, Los Angeles 19, at Pasadena |
| 1978 | XIII | Pittsburgh 35, Dallas 31, at Miami |
| 1977 | XII | Dallas 27, Denver 10, at New Orleans |
| 1976 | XI | Oakland 32, Minnesota 14, at Pasadena |
| 1975 | X | Pittsburgh 21, Dallas 17, at Miami |
| 1974 | IX | Pittsburgh 16, Minnesota 6, at New Orleans |
| 1973 | VIII | Miami 24, Minnesota 7, at Houston |
| 1972 | VII | Miami 14, Washington 7, at Los Angeles |
| 1971 | VI | Dallas 24, Miami 3, at New Orleans |
| 1970 | V | Baltimore 16, Dallas 13, at Miami |
| 1969 | IV | Kansas City 23, Minnesota 7, at New Orleans |
| 1968 | III | New York Jets 16, Baltimore 7, at Miami |
| 1967 | II | Green Bay 33, Oakland 14, at Miami |
| 1966 | I | Green Bay 35, Kansas City 10, at Los Angeles |

AFL/AFC CHAMPIONSHIP GAMES

| | |
|------|------------------------------------|
| 2005 | Pittsburgh 34, at Denver 17 |
| 2004 | New England 41, at Pittsburgh 27 |
| 2003 | at New England 24, Indianapolis 14 |
| 2002 | at Oakland 41, Tennessee 24 |
| 2001 | New England 24, at Pittsburgh 17 |
| 2000 | Baltimore 16, at Oakland 3 |
| 1999 | Tennessee 33, at Jacksonville 14 |
| 1998 | at Denver 23, N.Y. Jets 10 |
| 1997 | Denver 24, at Pittsburgh 21 |
| 1996 | at New England 20, Jacksonville 6 |
| 1995 | at Pittsburgh 20, Indianapolis 16 |
| 1994 | San Diego 17, at Pittsburgh 13 |
| 1993 | at Buffalo 30, Kansas City 13 |
| 1992 | Buffalo 29, at Miami 10 |
| 1991 | at Buffalo 10, Denver 7 |
| 1990 | at Buffalo 51, L.A. Raiders 3 |
| 1989 | at Denver 37, Cleveland 21 |
| 1988 | at Cincinnati 21, Buffalo 10 |
| 1987 | at Denver 38, Cleveland 33 |
| 1986 | Denver 23, at Cleveland 20 (OT) |
| 1985 | New England 31, at Miami 14 |
| 1984 | at Miami 45, Pittsburgh 28 |
| 1983 | at L.A. Raiders 30, Seattle 14 |
| 1982 | at Miami 14, New York Jets 0 |
| 1981 | at Cincinnati 27, San Diego 7 |
| 1980 | Oakland 34, at San Diego 27 |
| 1979 | at Pittsburgh 27, Houston 13 |
| 1978 | at Pittsburgh 34, Houston 5 |
| 1977 | at Denver 20, Oakland 17 |
| 1976 | at Oakland 24, Pittsburgh 7 |
| 1975 | at Pittsburgh 16, Oakland 10 |
| 1974 | Pittsburgh 24, at Oakland 13 |
| 1973 | at Miami 27, Oakland 10 |
| 1972 | Miami 21, at Pittsburgh 17 |
| 1971 | at Miami 21, Baltimore 0 |
| 1970 | at Baltimore 27, Oakland 17 |
| 1969 | Kansas City 17, at Oakland 7 |
| 1968 | at New York Jets 27, Oakland 23 |
| 1967 | at Oakland 40, Houston 7 |
| 1966 | Kansas City 31, at Buffalo 7 |

| | |
|------|-------------------------------|
| 1965 | Buffalo 23, at San Diego 0 |
| 1964 | at Buffalo 20, San Diego 7 |
| 1963 | at San Diego 51, Boston 10 |
| 1962 | Dallas 20, at Houston 17 (OT) |
| 1961 | Houston 10, at San Diego 3 |
| 1960 | at Houston 24, Los Angeles 16 |

NFL/NFC CHAMPIONSHIP GAMES

| | |
|------|--|
| 2005 | at Seattle 34, Carolina 14 |
| 2004 | at Philadelphia 27, Atlanta 10 |
| 2003 | Carolina 14, at Philadelphia 3 |
| 2002 | Tampa Bay 27, at Philadelphia 10 |
| 2001 | at St. Louis 29, Philadelphia 24 |
| 2000 | at New York Giants 41, Minnesota 0 |
| 1999 | at St. Louis 11, Tampa Bay 6 |
| 1998 | Atlanta 30, at Minnesota 27 (OT) |
| 1997 | Green Bay 23, at San Francisco 10 |
| 1996 | at Green Bay 30, Carolina 13 |
| 1995 | at Dallas 38, Green Bay 27 |
| 1994 | at San Francisco 38, Dallas 28 |
| 1993 | at Dallas 38, San Francisco 21 |
| 1992 | Dallas 30, at San Francisco 20 |
| 1991 | at Washington 41, Detroit 10 |
| 1990 | N.Y. Giants 15, at San Francisco 13 |
| 1989 | at San Francisco 30, Los Angeles 3 |
| 1988 | San Francisco 28, at Chicago 3 |
| 1987 | at Washington, 17, Minnesota 10 |
| 1986 | at New York Giants 17, Washington 0 |
| 1985 | at Chicago 24, Los Angeles Rams 0 |
| 1984 | at San Francisco 23, Chicago 0 |
| 1983 | at Washington 24, San Francisco 17 |
| 1982 | at Washington 34, Dallas 17 |
| 1981 | at San Francisco 28, Dallas 27 |
| 1980 | at Philadelphia 20, Dallas 7 |
| 1979 | Los Angeles 9, at Tampa Bay 0 |
| 1978 | Dallas 28, at Los Angeles 0 |
| 1977 | at Dallas 23, Minnesota 6 |
| 1976 | at Minnesota 24, Los Angeles 13 |
| 1975 | Dallas 37, at Los Angeles 7 |
| 1974 | at Minnesota 14, Los Angeles 10 |
| 1973 | Minnesota 27, at Dallas 10 |
| 1972 | at Washington 26, Dallas 3 |
| 1971 | at Dallas 14, San Francisco 3 |
| 1970 | Dallas 17, at San Francisco 10 |
| 1969 | at Minnesota 27, Cleveland 7 |
| 1968 | Baltimore 34, at Cleveland 0 |
| 1967 | at Green Bay 21, Dallas 17 |
| 1966 | Green Bay 34, at Dallas 27 |
| 1965 | at Green Bay 23, Cleveland 12 |
| 1964 | at Cleveland 17, Baltimore 0 |
| 1963 | at Chicago 14, New York Giants 10 |
| 1962 | Green Bay 16, at New York Giants 7 |
| 1961 | at Green Bay 37, New York Giants 0 |
| 1960 | at Philadelphia 17, Green Bay 13 |
| 1959 | at Baltimore 31, New York Giants 16 |
| 1958 | Baltimore 23, at New York Giants 17 (OT) |
| 1957 | at Detroit 59, Cleveland 14 |
| 1956 | at New York Giants 47, Chicago 7 |
| 1955 | Cleveland 38, at Los Angeles 14 |
| 1954 | at Cleveland 56, Detroit 10 |
| 1953 | at Detroit 17, Cleveland 16 |
| 1952 | Detroit 17, at Cleveland 7 |
| 1951 | at Los Angeles 24, Cleveland 17 |
| 1950 | at Cleveland 30, Los Angeles 28 |
| 1949 | Philadelphia 14, at Los Angeles 0 |
| 1948 | at Philadelphia 7, Chicago Cardinals 0 |
| 1947 | at Chicago Cardinals 28, Philadelphia 21 |
| 1946 | Chicago Bears 24, at New York Giants 14 |
| 1945 | at Cleveland Rams 15, Washington 14 |
| 1944 | Green Bay 14, at New York Giants 7 |
| 1943 | at Chicago Bears 41, Washington 21 |
| 1942 | at Washington 14, Chicago Bears 6 |
| 1941 | at Chicago Bears 37, New York Giants 9 |
| 1940 | Chicago Bears 73, at Washington 0 |
| 1939 | at Green Bay 27, New York Giants 0 |
| 1938 | at New York Giants 23, Green Bay 17 |
| 1937 | Washington 28, at Chicago Bears 21 at Polo Grounds, N.Y. |
| 1936 | Green Bay 21, Boston Redskins 6 |
| 1935 | at Detroit Lions 26, New York Giants 7 |
| 1934 | at N.Y. Giants 30, Chicago Bears 13 |
| 1933 | at Chicago Bears 23, N.Y. Giants 21 |

FUTURE SUPER BOWLS

| | | |
|-------------------------|-------------------|---|
| Super Bowl XLI | February 4, 2007* |Dolphin Stadium, South Florida |
| Super Bowl XLII | February 3, 2008* |Cardinals Stadium, Glendale, Ariz. |
| Super Bowl XLIII | February 1, 2009* |Raymond James Stadium, Tampa, Fla. |
| Super Bowl XLIV | TBA |Dolphin Stadium, South Florida |

*Date tentative

GAMES IN EXTREME TEMPERATURES IN DENVER BRONCOS HISTORY

(Note – Many play-by-plays from 1960 to 1969 did not include weather information. Wind chill figures are included only when noted on the play-by-play.)

Coldest Games

| Date | Game | Temp. | Wind Chill |
|---------------|------------------|-------|------------|
| Dec. 18, 1983 | at Kansas City | 0 | -30 |
| Dec. 17, 2000 | at Kansas City | 9 | -1 |
| Dec. 10, 1972 | vs. San Diego | 9 | |
| Dec. 20, 1981 | at Chicago | 14 | |
| Dec. 19, 2004 | at Kansas City | 15 | -1 |
| Nov. 23, 2003 | vs. Chicago | 18 | 8 |
| Jan. 1, 1978 | vs. Oakland | 18 | |
| Dec. 14, 1975 | vs. Philadelphia | 18 | |
| Nov. 28, 2004 | vs. Oakland | 18 | 9 |
| | Several tied at | 20 | |

Warmest Games

| Date | Game | Temp. |
|----------------|------------------------|-------|
| Sept. 23, 2001 | at Arizona | 103 |
| Sept. 11, 1983 | at Baltimore | 99 |
| Sept. 9, 1990 | at Los Angeles Raiders | 94 |
| Sept. 12, 1993 | vs. San Diego | 91 |
| Sept. 3, 1995 | vs. Buffalo | 91 |
| Sept. 3, 1978 | vs. Oakland | 90 |
| Sept. 1, 1996 | vs. N.Y. Jets | 90 |
| Sept. 27, 1998 | at Washington | 90 |
| Sept. 11, 2005 | at Miami | 89 |
| Sept. 4, 1994 | vs. San Diego | 87 |
| Sept. 8, 1985 | at Los Angeles Rams | 86 |
| Oct. 3, 2004 | at Tampa Bay | 86 |

BRONCOS TRAINING CAMP SITES

| | | |
|-----------|--|--------------------------|
| 1960-61 | Colorado School of Mines |Golden, Colo. |
| 1962-64 | Colorado State University |Fort Collins, Colo. |
| 1965-66 | Colorado School of Mines |Golden, Colo. |
| 1967-71 | Broncos headquarters |Adams County, Colo. |
| 1972-75 | California Poly-Pomona |Pomona, California |
| 1976-81 | Colorado State University |Fort Collins, Colo. |
| 1982-2002 | University of Northern Colorado |Greeley, Colo. |
| 2003-06 | Paul D. Bowlen Memorial Broncos Centre |Englewood, Colo. |

BRONCOS ALL-TIME RECORD ON ARTIFICIAL TURF

| Opponent | Stadium | Record | Postseason |
|----------------------------|---------------------------------------|-----------------------|-------------------|
| Atlanta Falcons | Georgia Dome | 1-0 | |
| Baltimore Ravens | M&T Bank Stadium | 0-1 | |
| Buffalo Bills | Rich Stadium | 5-6 | 0-1 |
| Chicago Bears | Soldier Field | 1-3 | |
| Cincinnati Bengals | Riverfront Stadium/Paul Brown Stadium | 3-4 | |
| Dallas Cowboys | Texas Stadium/Superdome | 2-2 | 0-1 |
| Detroit Lions | Silverdome | 2-2 | |
| Houston Oilers | Astrodome | 3-6 | 0-1 |
| Indianapolis Colts | Hoosier Dome/RCA Dome | 3-2 | 0-2 |
| Kansas City Chiefs | Arrowhead Stadium | 9-12 | |
| Miami Dolphins | Orange Bowl | 0-1 | |
| Minnesota Vikings | Metrodome | 2-3 | |
| New England Patriots | Schaefer Stadium | 0-2 | |
| New Orleans Saints | Superdome | 1-2 | |
| New York Giants | Giants Stadium | 1-3 | |
| New York Jets | Giants Stadium | 1-2 | |
| Philadelphia Eagles | Veterans Stadium | 1-4 | |
| Pittsburgh Steelers | Three Rivers Stadium | 5-4 | 1-1 |
| San Francisco 49ers | Superdome | | 0-1 |
| St. Louis Cardinals | Busch Stadium | 0-0-1 | |
| St. Louis Rams | Trans World Dome | 0-1 | |
| Seattle Seahawks | Seahawks/Kingdome/Husky Stadium | 13-13 | 0-1 |
| Total | | 53-73-1 (.421) | 1-8 (.111) |
| Division record | | 21-25 (.457) | |
| Non-division record | | 32-48-1 (.401) | |

MEDICAL GLOSSARY

AC Joint — Acromioclavicular joint; joint of the shoulder where acromion process of the scapula and the distal end of the clavicle meet; most shoulder separations occur at this point.

Abduct — Movement of any extremity away from the midline of the body. This action is achieved by an abductor muscle.

Abrasion — Any injury which rubs off the surface of the skin.

Abscess — An infection which produces pus; can be the result of a blister, callus, penetrating wound or laceration.

Adduct — Movement of an extremity toward the midline of the body. This action is achieved by an adductor muscle.

Adhesion — Abnormal adherence of collagen fibers to surrounding structures during immobilization following trauma or as a complication of surgery which restricts normal elasticity of the structures involved.

Aerobic — Exercise in which energy needed is supplied by oxygen inspired and is required for sustained periods of vigorous exercise with a continually high pulse rate.

Anabolic Steroids — Steroids that promote tissue growth by creating protein in an attempt to enhance muscle growth. The main anabolic steroid is testosterone (male sex hormone).

Anaerobic — Exercise without use of oxygen as an energy source; short bursts of vigorous exercises.

Anaphylactic Shock — Shock that is caused by an allergic reaction.

Anterior Compartment Syndrome — Condition in which swelling within the anterior compartment of the lower leg jeopardizes the viability of muscles, nerves and arteries that serve the foot. In severe cases, emergency surgery is necessary to relieve the swelling and pressure.

Anterior Cruciate Ligament (ACL) — A primary stabilizing ligament within the center of the knee joint that prevents hyperextension and excessive rotation of the joint. A complete tear of the ACL necessitating reconstruction could require up to 12 months of rehabilitation.

Anterior Talofibular Ligament — A ligament of the ankle that connects the fibula (lateral ankle bone) to the talus. This ligament is oft times subject to sprain.

Anti-Inflammatory — Any agent which prevents inflammation, such as aspirin or ibuprofen.

Anteriogram — A film demonstrating arteries after injection of a dye.

Arthrogram — X-ray technique for joints using air and/or dye injected into the affected area; useful in diagnosing meniscus tears of the knee and rotator cuff tears of the shoulder.

Arthroscope — An instrument used to visualize the interior of a joint cavity.

Arthroscopy — A surgical examination of the internal structures of a joint by means for viewing through an arthroscope. An arthroscopic procedure can be used to remove or repair damaged tissue or as a diagnostic procedure in order to inspect the extent of any damage or confirm a diagnosis.

Aspiration — The withdrawal of fluid from a body cavity by means of a suction or siphonage apparatus, such as a syringe.

Atrophy — To shrivel or shrink from disuse, as in muscular atrophy.

Avascular Necrosis — Death of a part due to lack of circulation.

Avulsion — The tearing away, forcibly, of a part or structure.

Baker's Cyst — Localized swelling of a bursa sac in the posterior knee as a result of fluid that has escaped from the knee capsule. A Baker's cyst indicates that there is a trauma inside the knee joint that leads to excessive fluid production.

Bone Scan — An imaging procedure in which a radioactive-labeled substance is injected into the body to determine the status of a bony injury. If the radioactive substance is taken up the bone at the injury site, the injury will show as a "hot spot" on the scan image. The bone scan is particularly useful in the diagnosis of stress fractures.

Brachial Plexus — Network of nerves originating from the cervical vertebrae and running down to the shoulder, arm, hand, and fingers.

Bruise — A discoloration of the skin due to an extravasation of blood into the underlying tissues.

Bursa — A fluid-filled sac that is located in areas where friction is likely to occur, then minimizes the friction; for example between a tendon and bone.

Capsule — An enclosing structure which surrounds the joint and contains ligaments which stabilize that joint.

Cartilage — Smooth, slippery substance preventing two ends of bones from rubbing together and grating.

CAT Scan — Use of a computer to produce a cross sectional view of the anatomical part being investigated from X-ray data.

Cellulitis — Inflammation of cellular or connective tissue.

Cervical Vertebrae — Group of seven vertebrae located in the neck

Charley Horse — A contusion or bruise to any muscle resulting in intramuscular bleeding. No other injury should be called a charley horse.

Colles' Fracture — A fracture of the distal end of the radius with the lower end being displaced backward.

Concentric Muscle Contraction — A shortening of the muscle as it develops tension and contracts to move a resistance.

Concussion — Jarring injury of the brain resulting in dysfunction. It can be graded as mild, moderate or severe depending on loss of consciousness, amnesia and loss of equilibrium.

Contusion — An injury to a muscle and tissues caused by a blow from a blunt object

Cortical Steroids — Used to suppress joint inflammation.

Costochondral — Cartilage that separates the bones within the rib cage.

Cryokinetics — Treatment with cold and movement.

Cryotherapy — A treatment with the use of cold.

Cyst — Abnormal sac containing liquid or semi-solid matter.

Degenerative Joint Disease — Changes in the joint surface as a result of repetitive trauma

Deltoid Ligament — Ligament that connects the tibia to bones of the medial aspect of the foot and is primarily responsible for stability of the ankle on the medial side. Is sprained less frequently than other ankle ligaments.

Deltoid Muscle — Muscles at top of the arm, just below the shoulder, responsible for shoulder motions to the front, side and back

Disc, Intervertebral — A flat, rounded plate between each vertebrae of the spine. The disc consists of a thick fiber ring which surrounds a soft gel-like interior. It functions as a cushion and shock absorber for the spinal column.

Disc, Intervertebral — A flat, rounded plate between each vertebrae of the spine. This disc consists of a thick fiber ring which surrounds a soft gel-like interior. It functions as a cushion and shock absorber for the spinal column.

Dislocation — Complete displacement of joint surfaces.

Eccentric Muscle Contraction — An overall lengthening of the muscles as it develops tension and contracts to control motion performed by an outside force; oft times referred to a "negative" contraction in weight training.

Ecymosis — Bleeding into the surface tissue below the skin, resulting in a "black and blue" effect

Edema — Accumulation of fluid in organs and tissues of the body; swelling.

MEDICAL GLOSSARY, CONT.

Effusion — Accumulation of fluid, in various spaces in the body, or the knee itself. Commonly, the knee has an effusion after an injury.

Electrical Galvanic Stimulation (EGS) — An electrical therapeutic modality that sends a current to the body at select voltages and frequencies in order to stimulate pain receptors, disperse edema, or neutralize muscle spasms among other functional applications.

Electromyogram (EMG) — Test to determine nerve function.

Epicondylitis — Inflammation in the elbow due to overuse.

Ethyl Chloride — “Cold spray,” a chemical coolant sprayed onto an injury site to produce a local, mild anesthesia.

Fat Percentage — The amount of body weight that is adipose, fat tissue. Fat percentages can be calculated by underwater weighing, measuring select skinfold thickness, or by analyzing electrical impedance.

Femur Thigh bone; longest bone in the body.

Fibula — Smaller of the two bones in the lower leg; runs from knee to the ankle along the outside of the lower leg.

Flexibility — The ability of muscle to relax and yield to stretch forces.

Flexibility Exercise — General term used to describe exercise performed by a player to passively or actively elongate soft tissue without the assistance of an athletic trainer.

Fracture — Breach of continuity of a bone. Types of fractures include simple, compound, comminuted, greenstick incomplete, impacted, longitudinal, oblique, stress, or transverse.

Gamekeeper’s Thumb — Tear of the ulnar collateral ligament of the metacarpophalangeal joint of the thumb.

Glycogen — Form in which foods are stored in the body as energy.

Grade One Injury — A mild injury in which ligament, tendon, or other musculoskeletal tissue may have been stretched or contused, but not torn or otherwise disrupted.

Grade Two Injury — A moderate injury when musculoskeletal tissue has been partially, but not totally, torn which causes appreciable limitation in function of the injured tissue.

Grade Three Injury — A severe injury in which tissue has been significantly, and in some cases totally, torn or otherwise disrupted causing a virtual total loss of function.

Hamstring — Category of muscle that runs from the buttocks to the knee along the back of the thigh. It functions to flex the knee, and is oft times injured as a result of improper conditioning or lack of muscle flexibility.

Heat Cramps — Painful muscle spasms of the arms or legs caused by excessive body heat and depletion of fluids and electrolytes.

Heat Exhaustion — Mild form of shock due to dehydration because of excessive sweating when exposed to heat and humidity.

Heat Stroke — Condition of rapidly rising internal body temperature that overwhelms the body’s mechanisms for release of heat and could result in death if not cared for appropriately.

Heel Cup — Orthotic device that is inserted into the shoe and worm under the heel to give support to the Achilles tendon and help absorb impacts at the heel.

Hematoma — Tumor-like mass produced by an accumulation of coagulated blood in a cavity.

Hot Pack — Chemical pack that rests in water, approximately 160 degrees, and retains its heat for 15-20 minutes when placed in a towel for general therapeutic application.

Humerus — Bone of the upper arm that runs from the shoulder to the elbow.

Hydrotherapy — Treatment using water.

Hyperextension — Extreme extension of a limb or body part

Iliotibial Band — A thick, wide fascial layer that runs from the iliac crest to the knee joint and is occasionally inflamed as a result of excessive running.

Inflammation — The body’s natural response to injury in which the injury site might display various degrees of pain, sweating, heat, redness, and/or loss of function.

Internal Rotation — Rotation of a joint or extremity medially, to the inside.

Lesion — Wound, injury or tumor.

Ligament — Band of fibrous tissue that connects bone to bone or bone to cartilage and supports and strengthens joints.

Lumbar Vertebrae — Five vertebrae of the lower back that articulate with the sacrum to form the lumbosacral joint

Magnetic Resonance Imaging (MRI) — Imaging procedure in which a radio frequency pulse causes certain electrical elements of the injured tissue to react to this pulse and through this process a computer display and permanent film establish a visual image. MRI does not require radiation and is very useful in the diagnosis of soft tissue, disc, and meniscus injuries.

Meniscectomy — An intra-articular surgical procedure of the knee by which all or part of the damaged meniscus is removed.

Meniscus — Crescent shaped cartilage, usually pertaining to the knee joint; also known as “cartilage.” There are two menisci in the knee, medial and lateral. These work to absorb weight within the knee and provide stability.

Metacarpals — Five long bones of the hand, running from the wrist to the fingers.

Metatarsals — Five long bones of the foot, running from the ankle to the toes.

Myositis — Inflammation of a muscle.

Necrotic — Relating to death of a portion of tissue.

Neoprene — Lightweight rubber used in joint and muscle sleeves designed to provide support and/or insulation and heat retention to the area.

Neuritis — Inflammation of a nerve.

Orthotic — Any device applied to or around the body in the care of physical impairment or disability, commonly used to control foot mechanics.

Parasthesia — Sensation of numbness or tingling, indicating nerve irritation.

Patella — The kneecap. The patella functions to protect the distal end of the femur as well as increase the mechanical advantage and force generating capacities of the quadriceps muscle group.

Patella Tendinitis — Inflammation of the patella ligament; also known as “jumpers knee.”

Patellofemoral Joint — Articulation of the knee cap and femur. Inflammation of this joint can occur through: 1) acute injury to the patella, 2) overuse from excessive running particularly if there is an associated knee weakness, 3) chronic wear and tear of the knee, 4) as a result of poor foot mechanics. Patellofemoral irritation can lead to chondromalacia, which in its most chronic condition, could require surgery.

Peroneal Muscles — Group of muscles of the lateral lower leg that are responsible for everting the knee. Tendons of these three muscles are vital to the stability of the ankle and foot.

Phalanx — Any bone of the fingers or toes; plural is phalanges.

Phlebitis — Inflammation of a vein.

Plica — Fold of tissue in the joint capsule and a common result of knee injury.

Posterior Cruciate Ligament (PCL) — A primary stabilizing ligament of the knee that provides significant stability and prevents displacement of the tibia backward within the knee joint. A complete tear of this ligament necessitating reconstruction could require up to 12 months of rehabilitation.

Quadricep Muscles “Quads” — A group of four muscles of the front thigh that run from the hip and form a common tendon at the patella; they are responsible for knee extension.

Radiography — Taking of X-rays.

Radius — Forearm bone on the thumb side.

Reconstruction — Surgical rebuilding of a joint using natural, artificial or transplanted materials.

Referred Pain — Pain felt in an undamaged area of body away from the actual injury.

Retraction — The moving of tissue to expose a part or structure of the body.

Rotator Cuff — Comprised of four muscles in the shoulder area that can be irritated by over use. The muscles are the supraspinatus (most commonly injured), infraspinatus, teres minor, and subscapularis.

Rotator Cuff Impingement Syndrome — A microtrauma or overuse injury caused by stress, and the four stages are: 1) Tendentious with temporary thickening of the bursa and rotator cuff; 2) Fiber dissociation in the tendon with permanent thickening of the bursa and scar formation; 3) A partial rotator cuff tear of less than 1 cm.; and 4) A complete tear of 1 cm. or more.

Sacrum — Group of five fused vertebrae located just below the lumbar vertebrae of the low back.

Scapula — Shoulder blade.

Sciatica — Irritation of the sciatic nerve resulting in pain or tingling running down the inside of the leg.

Sciatic Nerve — Major nerve that carries impulses for muscular action and sensations between the low back and thigh and lower leg; it is the longest nerve in the body.

Shin Splint — A catch-all syndrome describing pain in the skin that is not a fracture or tumor and cannot be defined otherwise.

Sorbothane — An energy absorbing polyurethane utilized in some foot orthotics to absorb shock forces of the foot.

Spasm (Theory) — Muscle soreness induced by exercise; is the result of reduced muscle blood flow, which results in pain.

Spleen — Large, solid organ responsible for the normal production and destruction of blood cells.

Spondylitis — Inflammation of one or more vertebrae.

Spondylolisthesis — Forward displacement of one vertebrae over another below it due to a developmental defect in the vertebrae.

Spondylolysis — Abnormal vertebral fixation or immobility.

Sports hernia — Another name for athletic pubalgia, which is a chronic groin injury involving inflammation around the pelvis and groin musculature.

Sprain — Injury resulting from a stretch or twist of the joint and causes various degrees of stretch or tear of a ligament or other soft tissue at the joint.

Sternum — The breast bone.

Steroids — Any one of a large number of hormone-like substances. See Anabolic steroids and cortical steroids

Strain — Injury resulting from a pull or torsion to the muscle or tendon that causes various degrees of stretch or tear to the muscle or tendon tissue.

Stress Fracture — A hair-line type of break in a bone caused by overuse.

Stress X-ray — A continual X-ray taken when a portion of the body is stressed to its maximum in order to determine joint stability. This is a test utilized in some ankle injuries.

Stretching — Any therapeutic maneuver designed to elongate shortened soft tissue structures and thereby increase flexibility.

Subluxation — Partial dislocation of a joint. The term usually implies that the joint can return to its normal position without formal reduction.

Talus — The ankle bone that articulates with the tibia and fibula to form the ankle joint.

Target Heart Rate — A pre-determined pulse to be obtained during exercise when circulation is working at full efficient capacities.

Tarsals — Group of seven bones of the foot consisting of the calcaneus, talus, cuboid and three cuneiform bones.

Temporomandibular Joint (TMJ) — The articulation of the jaw and skull; considered by some to be vital in resolution of injuries throughout the body.

Tendinitis — Inflammation of the tendon and/or tendon sheath, caused by chronic overuse or sudden injury.

Tendon — Tissue that connects muscle to bone.

Tennis Elbow — General term for lateral elbow pain.

Thoracic — Group of twelve vertebrae located in the thorax and articulate with the twelve ribs.

Thoracic Outlet Compression Syndrome — A neuro-vascular disorder of the upper extremity common in throwing.

Tibia — Larger of the two bones of the lower leg and is the weight-bearing bone of the shin.

Tomograph — A special type of X-ray apparatus that demonstrates an organ or tissue at a particular depth.

Trachea — The windpipe.

Trascutaneous Electrical Nerve Stimulator (TENS) — An electrical modality that sends a mild current through pads at the injury site which stimulates the brain to release the natural analgesic, endorphin.

Transverse Process — Small lateral projection off the right side and left side of each vertebrae that functions as an attachment site for muscles and ligaments of the spine.

Trapezius — Flat triangular muscle covering the posterior surface of the neck and shoulder.

Triceps — Muscle of the back of the upper arm, primarily responsible for extending the elbow.

Ulna — Forearm bone that runs from the tip of the elbow to the little finger side of the wrist.

Ulnar Nerve — Nerve in elbow commonly irritated from excessive throwing.

Ultrasound — An electrical modality that transmits a sound wave through an applicator into the skin to the soft tissue in order to heat the local area for relaxing the injured tissue and/or disperse edema.

Valgus — Angulation outward and away from the midline of the body.

Varus — Angulation inward and toward the midline of the body.

Vasoconstriction — Decrease of local blood flow.


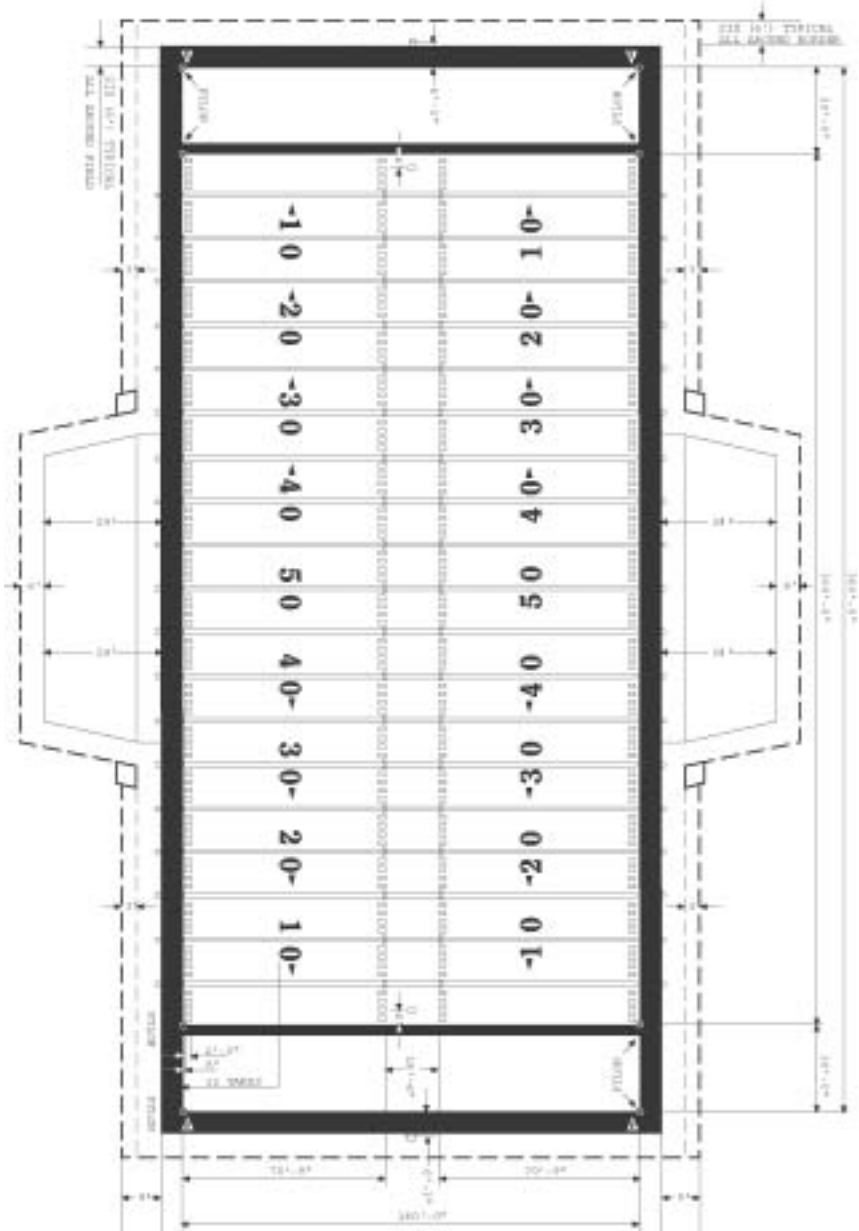
Vasodilation — Increase of local blood flow.

“Wind Knocked Out” — Syndrome describing a contraction of the abdominal nerve trunk, the solar plexus, as a result of an abdominal contusion.

Wrist — The junction between the two forearm bones (radius and ulna) and the eight wrist bones (trapezium, capitate, hamate, pisiform, triquetral, lunate and scaphoid).

Zygoma — The cheekbone.

PLAN OF THE PLAYING FIELD



MEDIA INFORMATION

The Broncos' media guide was prepared to assist in coverage of Denver's 2006 NFL season. Regarding game credentials, please contact:

REBECCA VILLANUEVA
Media Services Manager
Denver Broncos, 13655 Broncos Parkway,
Englewood, CO 80112
Villanueva Office Private — (303) 649-0598
Broncos Media Relations FAX — (303) 649-0562
Denver Broncos Switchboard — (303) 649-9000

OTHER PUBLIC RELATIONS CONTACTS:

JIM SACCOMANO: Vice President of Public Relations(303) 649-0572 / jim.saccomano@broncos.nfl.net
PAUL KIRK: Director of Media Relations(303) 649-0503 / paul.kirk@broncos.nfl.net
PATRICK SMYTH: Media Information Coordinator.....(303) 649-0536 / patrick.smyth@broncos.nfl.net
DAVE GAYLINN: Media Relations Assistant.....(303) 649-0512 / dave.gaylinn@broncos.nfl.net
ANTHONY DARBY: Graduate Intern.....(303) 649-0537 / anthony.darby@broncos.nfl.net
KATE DOLL: Graduate Intern.....(303) 649-0537 / kate.doll@broncos.nfl.net

The Broncos have a media Web site (www.denverbroncos.com/mediaroom) designed to serve the needs of all media who cover the club. The site contains the most up-to-date and complete information on the team, as well as a photo database for convenient download of high-resolution images. The media web-site also serves as the **primary means to request credentials for Broncos home games, through our online credentialing process.**

The Broncos do not deliver credentials by mail. Requests for game credentials must be formally made by Tuesday of the week of each home game, and may be picked up at the Media Will-Call window in the North tunnel of INVESCO Field at Mile High on game day. Should transmission facilities be required, please arrange for same through local representatives.

As a general rule, the Denver Broncos do not issue any types of press credentials to weekly newspapers or magazines, unless they are of national circulation on specific assignment.

It is understood that all credentials will be used for the purpose for which they were issued, without exception. Violation of this policy will subject the bearer to ejection from INVESCO Field at Mile High.

WORKING PRESS: Admittance to the Broncos' press box is restricted to the WORKING PRESS ONLY. Credentials are marked with individual identification. Passes are non-transferable.

PHOTOGRAPHERS: Photographers are asked to take special note of the following conditions for use of press credentials, as set by the National Football League:

NOTICE OF CREDENTIAL USE CONDITIONS

"This working credential is issued as a courtesy to an organization (the "Accredited Organization") for the sole purpose of providing stadium access to an individual (the "Bearer") who has a legitimate working function (media or game service) in connection with the game for which this credential is issued (the "Game"). **It is Non-Transferable.** Any unauthorized use of this credential subjects the Bearer to ejection from the stadium and prosecution for criminal trespass, and subjects the Accredited Organization to revocation of its credentials for future NFL games or events. The NFL is defined for the purposes of this credential to include the National Football League, its affiliates, its member clubs, and their agents and employees. The NFL, at its sole discretion, may revoke any Accredited Organization's or individual Bearer's credentials.

This credential (if issued for a media function) authorizes (i) the use by the Accredited Organization, solely for news and editorial coverage of the Game, of any descriptions (including statistical descriptions), accounts, photographs, films, audio or video recordings, or drawings of the Game or of any player interviews, press conferences, or other stadium activities related to the Game (collectively, "Game Information") taken, made, created, or compiled by the Accredited Organization or the Bearer, and (ii) the use by the Accredited Organization of any NFL or NFL club logos or trademarks (the "Marks") in connection with its authorized use of the Game Information. **Any other use or attempted use by the Bearer or the Accredited Organization of Game Information or Marks, including any distribution of Game Information to third parties other than ultimate consumers (e.g., newspaper readers) for their use (whether before or after the conclusion of the Game, and whether or not for editorial purposes) and any authorization of any third party to redistribute Game Information or to use any Marks, is expressly prohibited, unless the Accredited Organization has obtained the advance written permission of the NFL for such other use. While a game is in progress, the Accredited Organization's and Bearer's distribution of textual information, audio reports and photographs must be time-delayed and/or limited in amount as set forth in the transmittal documents accompanying this working credential.**

Accredited Organization agrees that Game Information taking the form of film, video, or digital video recordings ("Video Material") may be used only in connection with a regularly scheduled broadcast television newscast aired by the Accredited Organization within a seven-day period following the Game, and further agree that its use of Video Material in such newscasts shall not exceed (a) six (6) minutes of "same-day" post-game highlights on game days and (b) two (2) minutes of current-season highlights on any other day, or (c) if an Accredited Organization airs a continuous-loop news service, Video Material including more than seven (7) plays in any 15-minute segment or fourteen (14) plays in any 30-minute segment of such service. Use of Video Material in any other manner or on any other media distribution platform without the advance written permission of the NFL and, where applicable, NFL Productions LLC (d/b/a NFL Films) is expressly prohibited.

The Accredited Organization and the Bearer assume all risk incident to the performance by the Bearer of his or her services; assume all risk incident to attending NFL games; agree that the NFL has no responsibility for any equipment in use in the stadium; agree that they are not acting for the NFL in any manner whatsoever and are not employees or agents of the NFL; and agree to indemnify and hold harmless the NFL from and against all liability, loss, damage or expense resulting from or arising out of the issuance of this credential or the Bearer's presence in the stadium, except to the extent such liability, loss, damage or expense arises out of the willful or intentional misconduct of the NFL. The Bearer and his or her belongings may be searched upon entry into the stadium and the Bearer consents to such searches and waives any claims that he or she might have against the NFL in connection therewith. If the Bearer fails to consent to such searches, it is agreed and understood that he or she will be denied access to the stadium. Any Bearer who is deemed disorderly, or who fails to comply with these terms or any and all security measures, shall be subject to, if appropriate, ejection from the stadium and prosecution, and shall subject the Accredited Organization to revocation of its credentials for future NFL games or events.

Acceptance of the credential constitutes agreement by the Accredited Organization and the Bearer to abide by the foregoing conditions. Thank you for your cooperation."

Sideline photo passes will be tightly controlled by the Public Relations Department and are generally limited to photographers shooting for a major metropolitan daily newspaper, wire service, or magazine of national circulation on specific assignment. As a general rule, field photo passes used for still photography will not be granted locker room access postgame.

RADIO-TELEVISION: In making requests for broadcast credentials, please specify requirements for spotters and/or statisticians.

STADIUM ACCESS: To get to INVESCO Field at Mile High, which is located at 17th Avenue and Bryant Street, take Interstate 25 to the INVESCO Field at Mile High Exit (Southbound, it is the 23rd Ave. Exit; Northbound it is the 17th Avenue Exit). The press entrance and media will-call are located at the north tunnel of the stadium.

DRIVING INSTRUCTIONS TO INVESCO FIELD AT MILE HIGH FROM DENVER INTERNATIONAL AIRPORT: Exit airport on Pena Boulevard and continue to Interstate 70. Take Interstate 70 West to Interstate 25 South. Continue on I-25 South and exit at 23rd Ave. Go straight through the intersection onto a special frontage road, and then follow the directions to Lot H and I. **If you do not already have a parking pass in hand, you will not be able to gain access to the frontage road.**

DRIVING INSTRUCTIONS TO DENVER INTERNATIONAL AIRPORT FROM INVESCO FIELD AT MILE HIGH: Depending on your lot location, follow signs to Interstate 25 North. To do so you can take 20th Avenue East to Clay Street, turning left at Clay and proceeding to 23rd Avenue. Take a right at 23rd Avenue and continue to Interstate 25 entrances. Another route would be to follow Bryant Street (which runs north-south on the east side of the stadium) to 17th Avenue East, which will continue beneath an overpass and take you directly to I-25 North. Take I-25 North to I-70 East. Follow the signs to DIA. Please allow 45 minutes from INVESCO Field at Mile High to DIA.

TRANSMISSION FACILITIES: The Broncos provide 60 complimentary telephones in the visitors area of the working pressbox for use by members of the media. Only collect, credit card or third party billing calls can be made from these telephones. Should you wish a private telephone installed at your seat, please make arrangements in advance. The Broncos will be pleased to assign you a seat location and provide you with a contact for you to make the appropriate arrangements with the local telephone company.

POST-GAME TRANSPORTATION: Please advise Broncos PR personnel as soon as possible should you require transportation following the game. The amount of time you must wait will obviously decline as time goes by following the conclusion of the game. Should you wish to make your own arrangements, the numbers of local cab companies are 777-7777 and 333-3333.

DENVER BRONCOS HIGHLIGHT VIDEO

The Denver Broncos highlight video for the 2005 season is titled "Broncos Country." It is available through NFL Films and can be obtained by calling (856) 778-1600. The NFL Films address is 330 Fellowship Road, Mt. Laurel, N.J. 08054.

**NATIONAL FOOTBALL LEAGUE
PUBLIC RELATIONS DIRECTORS**



AMERICAN FOOTBALL CONFERENCE

| | |
|------------------------------------|----------------|
| Baltimore — Kevin Byrne..... | (410) 654-6200 |
| Buffalo — Scott Berchtold..... | (716) 648-1800 |
| Cincinnati — Jack Brennan..... | (513) 621-3550 |
| Cleveland — Bill Bonsiewicz..... | (440) 891-5000 |
| Denver — Jim Saccomano..... | (303) 649-9000 |
| Houston — Tony Wyllie..... | (832) 667-2000 |
| Indianapolis — Craig Kelley..... | (317) 297-2658 |
| Jacksonville — Dan Edwards..... | (904) 633-6000 |
| Kansas City — Bob Moore..... | (816) 920-9300 |
| Miami — Harvey Greene..... | (954) 452-7000 |
| New England — Stacey James..... | (508) 543-8200 |
| New York Jets — Ron Colangelo..... | (516) 560-8100 |
| Oakland — Mike Taylor..... | (510) 864-5000 |
| Pittsburgh — Dave Lockett..... | (412) 432-7800 |
| San Diego — Bill Johnston..... | (858) 874-4500 |
| Tennessee — Robbie Bohren..... | (615) 565-4000 |



NATIONAL FOOTBALL CONFERENCE

| | |
|-----------------------------------|----------------|
| Arizona — Mark Dalton..... | (602) 379-0101 |
| Atlanta — Reggie Roberts..... | (770) 965-3115 |
| Carolina — Charlie Dayton..... | (704) 358-7000 |
| Chicago — Jim Christman..... | (847) 295-6600 |
| Dallas — Rich Dalrymple..... | (972) 556-9900 |
| Detroit — Matt Barnhart..... | (313) 216-4000 |
| Green Bay — Jeff Blumb..... | (920) 569-7500 |
| Minnesota — Bob Hagan..... | (952) 828-6500 |
| New Orleans — Greg Bensel..... | (504) 733-0255 |
| New York Giants — Pat Hanlon..... | (201) 935-8111 |
| Philadelphia — Derek Boyko..... | (215) 463-2500 |
| St. Louis — Rick Smith..... | (314) 982-7267 |
| San Francisco — Aaron Salkin..... | (408) 562-4949 |
| Seattle — Dave Pearson..... | (425) 827-9777 |
| Tampa Bay — Jeff Kamis..... | (813) 870-2700 |
| Washington — Pat Wixted..... | (703) 726-7000 |

2006 NFL SCHEDULE

(ALL TIMES LOCAL AT GAME SITE)

WEEK ONE *FOX-TV National Weekend*

Thursday, September 7
Miami at Pittsburgh.....(NBC) 8:30p (ET)

Sunday, September 10
Atlanta at Carolina.....1:00p (ET)
New Orleans at Cleveland.....1:00p (ET)
Seattle at Detroit.....1:00p (ET)
Philadelphia at Houston.....12:00p (CT)
Cincinnati at Kansas City.....12:00p (CT)
Buffalo at New England.....1:00p (ET)
Denver at St. Louis.....12:00p (CT)
Baltimore at Tampa Bay.....1:00p (ET)
N.Y. Jets at Tennessee.....12:00p (CT)
San Francisco at Arizona.....1:15p (MST)
Chicago at Green Bay.....3:15p (CT)
Dallas at Jacksonville.....(FOX) 4:15p (ET)
Indianapolis at N.Y. Giants.....(NBC) 8:15p (ET)

Monday, September 11
Minnesota at Washington.....(ESPN) 7:00p (ET)
San Diego at Oakland.....(ESPN) 7:15p (PT)

WEEK TWO *CBS-TV National Weekend*

Sunday, September 17
Tampa Bay at Atlanta.....1:00p (ET)
Oakland at Baltimore.....1:00p (ET)
Detroit at Chicago.....12:00p (CT)
Cleveland at Cincinnati.....1:00p (ET)
New Orleans at Green Bay.....12:00p (CT)
Houston at Indianapolis.....1:00p (ET)
Buffalo at Miami.....1:00p (ET)
Carolina at Minnesota.....12:00p (CT)
N.Y. Giants at Philadelphia.....1:00p (ET)
St. Louis at San Francisco.....1:05p (PT)
Arizona at Seattle.....1:05p (PT)
Kansas City at Denver.....(CBS) 2:15p (MT)
New England at N.Y. Jets.....4:15p (ET)
Tennessee at San Diego.....1:15p (PT)
Washington at Dallas.....(NBC) 7:15p (CT)

Monday, September 18
Pittsburgh at Jacksonville.....(ESPN) 8:30p (ET)

WEEK THREE *FOX-TV National Weekend*

(Byes: Dallas, Kansas City, Oakland, San Diego)

Sunday, September 24
N.Y. Jets at Buffalo.....1:00p (ET)
Green Bay at Detroit.....1:00p (ET)
Washington at Houston.....12:00p (CT)
Jacksonville at Indianapolis.....1:00p (ET)
Tennessee at Miami.....1:00p (ET)
Chicago at Minnesota.....12:00p (CT)
Cincinnati at Pittsburgh.....1:00p (ET)
Carolina at Tampa Bay.....1:00p (ET)
Baltimore at Cleveland.....4:05p (ET)
St. Louis at Arizona.....1:15p (MST)
Philadelphia at San Francisco.....1:15p (PT)
N.Y. Giants at Seattle.....(FOX) 1:15p (PT)
Denver at New England.....(NBC) 8:15p (ET)

Monday, September 25
Atlanta at New Orleans.....(ESPN) 7:30p (CT)

WEEK FOUR *CBS-TV National Weekend*

(Byes: Denver, N.Y. Giants, Pittsburgh, Tampa Bay)

Sunday, October 1
Arizona at Atlanta.....1:00p (ET)
San Diego at Baltimore.....1:00p (ET)
Minnesota at Buffalo.....1:00p (ET)
New Orleans at Carolina.....1:00p (ET)
Miami at Houston.....12:00p (CT)
San Francisco at Kansas City.....12:00p (CT)
Indianapolis at N.Y. Jets.....1:00p (ET)
Dallas at Tennessee.....12:00p (CT)
Detroit at St. Louis.....3:05p (CT)
New England at Cincinnati.....(CBS) 4:15p (ET)
Cleveland at Oakland.....1:15p (PT)
Jacksonville at Washington.....4:15p (ET)
Seattle at Chicago.....(NBC) 7:15p (CT)

Monday, October 2
Green Bay at Philadelphia.....(ESPN) 8:30p (ET)

WEEK FIVE *FOX-TV National Weekend*

(Byes: Atlanta, Cincinnati, Houston, Seattle)

Sunday, October 8
Cleveland at Carolina.....1:00p (ET)
Buffalo at Chicago.....12:00p (CT)
St. Louis at Green Bay.....12:00p (CT)
Tennessee at Indianapolis.....1:00p (ET)
Detroit at Minnesota.....12:00p (CT)
Miami at New England.....1:00p (ET)
Tampa Bay at New Orleans.....12:00p (CT)
Washington at N.Y. Giants.....1:00p (ET)
Kansas City at Arizona.....1:05p (MST)
N.Y. Jets at Jacksonville.....4:05p (ET)
Oakland at San Francisco.....1:05p (PT)
Dallas at Philadelphia.....(FOX) 4:15p (ET)
Pittsburgh at San Diego.....(NBC) 5:15p (PT)

Monday, October 9
Baltimore at Denver.....(ESPN) 6:30p (MT)

WEEK SIX *CBS-TV National Weekend*

(Byes: Cleveland, Green Bay, Indianapolis, Jacksonville, Minnesota, New England)

Sunday, October 15
N.Y. Giants at Atlanta.....1:00p (ET)
Carolina at Baltimore.....1:00p (ET)
Houston at Dallas.....12:00p (CT)
Buffalo at Detroit.....1:00p (ET)
Philadelphia at New Orleans.....12:00p (CT)
Seattle at St. Louis.....12:00p (CT)
Cincinnati at Tampa Bay.....1:00p (ET)
Tennessee at Washington.....1:00p (ET)
Miami at N.Y. Jets.....4:15p (ET)
Kansas City at Pittsburgh.....4:15p (ET)
San Diego at San Francisco.....(CBS) 1:15p (PT)
Oakland at Denver.....(NBC) 6:15p (MT)

Monday, October 16
Chicago at Arizona.....(ESPN) 5:30p (MST)

WEEK SEVEN *FOX-TV National Weekend*

(Byes: Baltimore, Chicago, New Orleans, St. Louis, San Francisco, Tennessee)

Sunday, October 22

| | |
|---------------------------|-------------|
| Pittsburgh at Atlanta | 1:00p (ET) |
| New England at Buffalo | 1:00p (ET) |
| Carolina at Cincinnati | 1:00p (ET) |
| Jacksonville at Houston | 12:00p (CT) |
| San Diego at Kansas City | 12:00p (CT) |
| Green Bay at Miami | 1:00p (ET) |
| Detroit at N.Y. Jets | 1:00p (ET) |
| Philadelphia at Tampa Bay | 1:00p (ET) |

Denver at Cleveland *4:05p (ET)*

| | |
|----------------------------|------------------|
| Washington at Indianapolis | (FOX) 4:15p (ET) |
| Arizona at Oakland | 1:15p (PT) |
| Minnesota at Seattle | 1:15p (PT) |

Monday, October 23

| | |
|-----------------------|-------------------|
| N.Y. Giants at Dallas | (ESPN) 7:30p (CT) |
|-----------------------|-------------------|

WEEK EIGHT *CBS-TV National Weekend*

(Byes: Buffalo, Detroit, Miami, Washington)

Sunday, October 29

| | |
|------------------------------|-------------|
| San Francisco at Chicago | 12:00p (CT) |
| Atlanta at Cincinnati | 1:00p (ET) |
| Arizona at Green Bay | 12:00p (CT) |
| Seattle at Kansas City | 12:00p (CT) |
| Baltimore at New Orleans | 12:00p (CT) |
| Tampa Bay at N.Y. Giants | 1:00p (ET) |
| Jacksonville at Philadelphia | 1:00p (ET) |
| Houston at Tennessee | 12:00p (CT) |
| St. Louis at San Diego | 1:05p (PT) |
| N.Y. Jets at Cleveland | 4:15p (ET) |

Indianapolis at Denver *(CBS) 2:15p (MT)*

| | |
|-----------------------|------------------|
| Pittsburgh at Oakland | 1:15p (PT) |
| Dallas at Carolina | (NBC) 8:15p (ET) |

Monday, October 30

| | |
|--------------------------|-------------------|
| New England at Minnesota | (ESPN) 7:30p (CT) |
|--------------------------|-------------------|

WEEK NINE *CBS-TV National Weekend*

(Byes: Arizona, Carolina, N.Y. Jets, Philadelphia)

Sunday, November 5

| | |
|----------------------------|-------------|
| Cincinnati at Baltimore | 1:00p (ET) |
| Green Bay at Buffalo | 1:00p (ET) |
| Miami at Chicago | 12:00p (CT) |
| Atlanta at Detroit | 1:00p (ET) |
| Tennessee at Jacksonville | 1:00p (ET) |
| Houston at N.Y. Giants | 1:00p (ET) |
| Kansas City at St. Louis | 12:00p (CT) |
| New Orleans at Tampa Bay | 1:00p (ET) |
| Dallas at Washington | 1:00p (ET) |
| Minnesota at San Francisco | 1:05p (PT) |

Denver at Pittsburgh *(CBS) 4:15p (ET)*

| | |
|-----------------------------|------------------|
| Cleveland at San Diego | 1:15p (PT) |
| Indianapolis at New England | (NBC) 8:15p (ET) |

Monday, November 6

| | |
|--------------------|-------------------|
| Oakland at Seattle | (ESPN) 5:30p (PT) |
|--------------------|-------------------|

WEEK TEN *FOX-TV National Weekend*

Sunday, November 12

| | |
|----------------------------|-------------|
| Cleveland at Atlanta | 1:00p (ET) |
| San Diego at Cincinnati | 1:00p (ET) |
| San Francisco at Detroit | 1:00p (ET) |
| Buffalo at Indianapolis | 1:00p (ET) |
| Houston at Jacksonville | 1:00p (ET) |
| Kansas City at Miami | 1:00p (ET) |
| Green Bay at Minnesota | 12:00p (CT) |
| N.Y. Jets at New England | 1:00p (ET) |
| Chicago at N.Y. Giants | 1:00p (ET) |
| Washington at Philadelphia | 1:00p (ET) |
| New Orleans at Pittsburgh | 1:00p (ET) |
| Baltimore at Tennessee | 12:00p (CT) |

Denver at Oakland *1:05p (PT)*

| | |
|----------------------|------------------|
| Dallas at Arizona | (FOX) 2:15p (MT) |
| St. Louis at Seattle | 1:15p (PT) |
| NBC Game TBD | (NBC) 8:15p (ET) |

Monday, November 13

| | |
|-----------------------|-------------------|
| Tampa Bay at Carolina | (ESPN) 8:30p (ET) |
|-----------------------|-------------------|

WEEK ELEVEN *CBS-TV National Weekend*

Sunday, November 19

| | |
|---------------------------|-------------|
| Atlanta at Baltimore | 1:00p (ET) |
| St. Louis at Carolina | 1:00p (ET) |
| Pittsburgh at Cleveland | 1:00p (ET) |
| Indianapolis at Dallas | 12:00p (CT) |
| New England at Green Bay | 12:00p (CT) |
| Buffalo at Houston | 12:00p (CT) |
| Oakland at Kansas City | 12:00p (CT) |
| Minnesota at Miami | 1:00p (ET) |
| Cincinnati at New Orleans | 12:00p (CT) |
| Chicago at N.Y. Jets | 1:00p (ET) |
| Tennessee at Philadelphia | 1:00p (ET) |
| Washington at Tampa Bay | 1:00p (ET) |
| Detroit at Arizona | 2:05p (MT) |
| Seattle at San Francisco | 1:05p (PT) |

San Diego at Denver *(CBS) 2:15p (MT)*

| | |
|--------------|------------------|
| NBC Game TBD | (NBC) 8:15p (ET) |
|--------------|------------------|

Monday, November 20

| | |
|-----------------------------|-------------------|
| N.Y. Giants at Jacksonville | (ESPN) 8:30p (ET) |
|-----------------------------|-------------------|

WEEK TWELVE *FOX-TV National Weekend*

Thursday, November 23

| | |
|---------------------|-------------------|
| Miami at Detroit | (CBS) 12:30p (ET) |
| Tampa Bay at Dallas | (FOX) 3:15p (CT) |

Denver at Kansas City *(NFLN) 7:00p (CT)*

Sunday, November 26

| | |
|------------------------------|------------------|
| New Orleans at Atlanta | 1:00p (ET) |
| Pittsburgh at Baltimore | 1:00p (ET) |
| Jacksonville at Buffalo | 1:00p (ET) |
| Cincinnati at Cleveland | 1:00p (ET) |
| Philadelphia at Indianapolis | 1:00p (ET) |
| Arizona at Minnesota | 12:00p (CT) |
| Chicago at New England | 1:00p (ET) |
| Houston at N.Y. Jets | 1:00p (ET) |
| San Francisco at St. Louis | 12:00p (CT) |
| N.Y. Giants at Tennessee | 12:00p (CT) |
| Carolina at Washington | 1:00p (ET) |
| Oakland at San Diego | 1:05p (PT) |
| NBC Game TBD | (NBC) 8:15p (ET) |

Monday, November 27

| | |
|----------------------|-------------------|
| Green Bay at Seattle | (ESPN) 5:30p (PT) |
|----------------------|-------------------|

WEEK THIRTEEN *FOX-TV National Weekend*

Thursday, November 30

| | |
|-------------------------|-------------------|
| Baltimore at Cincinnati | (NFLN) 8:00p (ET) |
|-------------------------|-------------------|

Sunday, December 3

| | |
|------------------------------|-------------|
| San Diego at Buffalo | 1:00p (ET) |
| Minnesota at Chicago | 12:00p (CT) |
| Kansas City at Cleveland | 1:00p (ET) |
| N.Y. Jets at Green Bay | 12:00p (CT) |
| Jacksonville at Miami | 1:00p (ET) |
| Detroit at New England | 1:00p (ET) |
| San Francisco at New Orleans | 12:00p (CT) |
| Dallas at N.Y. Giants | 1:00p (ET) |
| Tampa Bay at Pittsburgh | 1:00p (ET) |
| Arizona at St. Louis | 12:00p (CT) |
| Indianapolis at Tennessee | 12:00p (CT) |
| Atlanta at Washington | 1:00p (ET) |
| Houston at Oakland | 1:05p (PT) |

Seattle at Denver *(FOX) 2:15p (MT)*

| | |
|--------------|------------------|
| NBC Game TBD | (NBC) 8:15p (ET) |
|--------------|------------------|

Monday, December 4

| | |
|--------------------------|-------------------|
| Carolina at Philadelphia | (ESPN) 8:30p (ET) |
|--------------------------|-------------------|

WEEK FOURTEEN *CBS-TV National Weekend*

Thursday, December 7

| | |
|-------------------------|-------------------|
| Cleveland at Pittsburgh | (NFLN) 8:00p (ET) |
|-------------------------|-------------------|

Sunday, December 10

| | |
|------------------------------|-------------|
| N.Y. Giants at Carolina | 1:00p (ET) |
| Oakland at Cincinnati | 1:00p (ET) |
| New Orleans at Dallas | 12:00p (CT) |
| Minnesota at Detroit | 1:00p (ET) |
| Tennessee at Houston | 12:00p (CT) |
| Indianapolis at Jacksonville | 1:00p (ET) |
| Baltimore at Kansas City | 12:00p (CT) |
| New England at Miami | 1:00p (ET) |
| Buffalo at N.Y. Jets | 1:00p (ET) |
| Atlanta at Tampa Bay | 1:00p (ET) |
| Philadelphia at Washington | 1:00p (ET) |
| Seattle at Arizona | 2:05p (MT) |
| Green Bay at San Francisco | 1:05p (PT) |

Denver at San Diego *(CBS) 1:15p (PT)*

| | |
|--------------|------------------|
| NBC Game TBD | (NBC) 8:15p (ET) |
|--------------|------------------|

Monday, December 11

| | |
|----------------------|-------------------|
| Chicago at St. Louis | (ESPN) 7:30p (CT) |
|----------------------|-------------------|

WEEK FIFTEEN *FOX-TV National Weekend*

Thursday, December 14

| | |
|--------------------------|-------------------|
| San Francisco at Seattle | (NFLN) 5:00p (PT) |
|--------------------------|-------------------|

Saturday, December 16

| | |
|-------------------|-------------------|
| Dallas at Atlanta | (NFLN) 8:00p (ET) |
|-------------------|-------------------|

Sunday, December 17

| | |
|-----------------------------|-------------|
| Cleveland at Baltimore | 1:00p (ET) |
| Miami at Buffalo | 1:00p (ET) |
| Pittsburgh at Carolina | 1:00p (ET) |
| Tampa Bay at Chicago | 12:00p (CT) |
| Detroit at Green Bay | 12:00p (CT) |
| N.Y. Jets at Minnesota | 12:00p (CT) |
| Houston at New England | 1:00p (ET) |
| Washington at New Orleans | 12:00p (CT) |
| Philadelphia at N.Y. Giants | 1:00p (ET) |
| Jacksonville at Tennessee | 12:00p (CT) |

Denver at Arizona *2:05p (MT)*

| | |
|--------------------------|------------------|
| Kansas City at San Diego | 1:05p (PT) |
| St. Louis at Oakland | (FOX) 1:15p (PT) |
| NBC Game TBD | (NBC) 8:15p (ET) |

Monday, December 18

| | |
|----------------------------|-------------------|
| Cincinnati at Indianapolis | (ESPN) 8:30p (ET) |
|----------------------------|-------------------|

WEEK SIXTEEN *CBS-TV National Weekend*

Thursday, December 21

| | |
|------------------------|-------------------|
| Minnesota at Green Bay | (NFLN) 7:00p (CT) |
|------------------------|-------------------|

Saturday, December 23

| | |
|------------------------|-------------------|
| Kansas City at Oakland | (NFLN) 5:00p (PT) |
|------------------------|-------------------|

Sunday, December 24

| | |
|-----------------------------|-------------|
| Carolina at Atlanta | 1:00p (ET) |
| Tennessee at Buffalo | 1:00p (ET) |
| Tampa Bay at Cleveland | 1:00p (ET) |
| Chicago at Detroit | 1:00p (ET) |
| Indianapolis at Houston | 12:00p (CT) |
| New England at Jacksonville | 1:00p (ET) |
| New Orleans at N.Y. Giants | 1:00p (ET) |
| Baltimore at Pittsburgh | 1:00p (ET) |
| Washington at St. Louis | 12:00p (CT) |
| Arizona at San Francisco | 1:05p (PT) |

Cincinnati at Denver *(CBS) 2:15p (MT)*

| | |
|----------------------|------------|
| San Diego at Seattle | 1:15p (PT) |
|----------------------|------------|

Monday, December 25

| | |
|------------------------|------------------|
| Philadelphia at Dallas | (TBD) 4:00p (CT) |
| N.Y. Jets at Miami | (TBD) 8:30p (ET) |

WEEK SEVENTEEN *CBS-TV & FOX-TV National Weekend*

Saturday, December 30

| | |
|---------------------------|-------------------|
| N.Y. Giants at Washington | (NFLN) 8:00p (ET) |
|---------------------------|-------------------|

Sunday, December 31

| | |
|-----------------------------|-------------|
| Buffalo at Baltimore | 1:00p (ET) |
| Green Bay at Chicago | 12:00p (CT) |
| Pittsburgh at Cincinnati | 1:00p (ET) |
| Detroit at Dallas | 12:00p (CT) |
| Cleveland at Houston | 12:00p (CT) |
| Miami at Indianapolis | 1:00p (ET) |
| Jacksonville at Kansas City | 12:00p (CT) |
| St. Louis at Minnesota | 12:00p (CT) |
| Carolina at New Orleans | 12:00p (CT) |
| Oakland at N.Y. Jets | 1:00p (ET) |
| Atlanta at Philadelphia | 1:00p (ET) |
| Seattle at Tampa Bay | 1:00p (ET) |
| New England at Tennessee | 12:00p (CT) |

San Francisco at Denver *2:15p (MT)*

| | |
|----------------------|------------------|
| Arizona at San Diego | (FOX) 1:15p (PT) |
| NBC Game TBD | (NBC) 8:15p (ET) |

POSTSEASON

Saturday, January 6, 2007

AFC and NFC Wild Card Playoffs (NBC)

Sunday, January 7, 2007

AFC and NFC Wild Card Playoffs (CBS and FOX)

Saturday, January 13, 2007

AFC and NFC Divisional Playoffs (CBS and FOX)

Sunday, January 14, 2007

AFC and NFC Divisional Playoffs (CBS and FOX)

Sunday, January 21, 2007

AFC and NFC Championship Games (CBS and FOX)

Sunday, February 4, 2007

Super Bowl XLI at Dolphin Stadium, South Florida (CBS)

Saturday, February 10, 2007

AFC-NFC Pro Bowl in Honolulu (CBS)

2006 AFC-NFC INTERCONFERENCE GAMES

WEEK ONE — SEPT. 7-11

New Orleans at Cleveland (9/10) 1:00p (ET)
Philadelphia at Houston (9/10) 12:00p (CT)
Denver at St. Louis (9/10) 12:00p (CT)
Baltimore at Tampa Bay (9/10) 1:00p (ET)
Dallas at Jacksonville (9/10) (FOX) 4:15p (ET)
Indianapolis at N.Y. Giants (9/10) ... (NBC) 8:15p (ET)

WEEK TWO — SEPT. 17-18

NO INTERCONFERENCE GAMES SCHEDULED

WEEK THREE — SEPT. 24-25

Washington at Houston (9/24) 12:00p (CT)

WEEK FOUR — OCT. 1-2

Minnesota at Buffalo (10/1) 1:00p (ET)
San Francisco at Kansas City (10/1) 12:00 (CT)
Dallas at Tennessee (10/1) 12:00p (CT)
Jacksonville at Washington (10/1) 4:15p (ET)

WEEK FIVE — OCT. 8-9

Cleveland at Carolina (10/8) 1:00p (ET)
Buffalo at Chicago (10/8) 12:00p (CT)
Kansas City at Arizona (10/8) 1:05p (MST)
Oakland at San Francisco (10/8) 1:05p (PT)

WEEK SIX — OCT. 15-16

Carolina at Baltimore (10/15) 1:00p (ET)
Houston at Dallas (10/15) 12:00p (CT)
Buffalo at Detroit (10/15) 1:00p (ET)
Cincinnati at Tampa Bay (10/15) 1:00p (ET)
Tennessee at Washington (10/15) 1:00p (ET)
San Diego at San Francisco (10/15) ... (CBS) 1:15p (PT)

WEEK SEVEN — OCT. 22-23

Pittsburgh at Atlanta (10/22) 1:00p (ET)
Carolina at Cincinnati (10/22) 1:00p (ET)
Green Bay at Miami (10/22) 1:00p (ET)
Detroit at N.Y. Jets (10/22) 1:00p (ET)
Washington at Indianapolis (10/22) (FOX) 4:15p (ET)
Arizona at Oakland (10/22) 1:15p (PT)

WEEK EIGHT — OCT. 29-30

Atlanta at Cincinnati (10/29) 1:00p (ET)
Seattle at Kansas City (10/29) 12:00p (CT)
Baltimore at New Orleans (10/29) 12:00p (CT)
Jacksonville at Philadelphia (10/29) 1:00p (ET)
New England at Minnesota (10/30) (ESPN) 7:30p (CT)

WEEK NINE — NOV. 5-6

Green Bay at Buffalo (11/5) 1:00p (ET)
Miami at Chicago (11/5) 12:00p (CT)
Houston at N.Y. Giants (11/5) 1:00p (ET)
Kansas City at St. Louis (11/5) 12:00p (CT)
Oakland at Seattle (11/6) (ESPN) 5:30p (PT)

WEEK TEN — NOV. 12-13

Cleveland at Atlanta (11/12) 1:00p (ET)
New Orleans at Pittsburgh (11/12) 1:00p (ET)

WEEK ELEVEN — NOV. 19-20

Atlanta at Baltimore (11/19) 1:00p (ET)
Indianapolis at Dallas (11/19) 12:00p (CT)
New England at Green Bay (11/19) 12:00p (CT)
Minnesota at Miami (11/19) 1:00p (ET)
Cincinnati at New Orleans (11/19) 12:00p (CT)
Chicago at N.Y. Jets (11/19) 1:00p (ET)
Tennessee at Philadelphia (11/19) 1:00p (ET)
N.Y. Giants at Jacksonville (11/20) ... (ESPN) 8:30p (ET)

WEEK TWELVE — NOV. 23-27

Miami at Detroit (11/23) (CBS) 12:30p (ET)
Philadelphia at Indianapolis (11/26) 1:00p (ET)
Chicago at New England (11/26) 1:00p (ET)
N.Y. Giants at Tennessee (11/26) 12:00p (CT)

WEEK THIRTEEN — NOV. 30-DEC. 4

N.Y. Jets at Green Bay (12/3) 12:00p (CT)
Detroit at New England (12/3) 1:00p (ET)
Tampa Bay at Pittsburgh (12/3) 1:00p (ET)
Seattle at Denver (12/3) (FOX) 2:15p (MT)

WEEK FOURTEEN — DEC. 7-11

NO INTERCONFERENCE GAMES SCHEDULED

WEEK FIFTEEN — DEC. 14-18

Pittsburgh at Carolina (12/17) 1:00p (ET)
N.Y. Jets at Minnesota (12/17) 12:00p (CT)
Denver at Arizona (12/17) 2:05p (MT)
St. Louis at Oakland (12/17) (FOX) 1:15p (PT)

WEEK SIXTEEN — DEC. 21-25

Tampa Bay at Cleveland (12/24) 1:00p (ET)
San Diego at Seattle (12/24) 1:15p (PT)

WEEK SEVENTEEN — DEC. 30-31

Seattle at Tampa Bay (12/31) 1:00p (ET)
San Francisco at Denver (12/31) 2:15p (MT)
Arizona at San Diego (12/31) (FOX) 1:15p (PT)

2006 NATIONAL TELEVISION GAMES

REGULAR SEASON

Thursday, Sept. 7 Miami at Pittsburgh 8:30 p.m. ET (NBC)
Sunday, Sept. 10 Dallas at Jacksonville 4:15 p.m. ET (FOX)
..... Indianapolis at N.Y. Giants 8:15 p.m. ET (NBC)
Monday, Sept. 11 Minnesota at Washington 7 p.m. ET (ESPN)
..... San Diego at Oakland 7:15 p.m. PT (ESPN)
Sunday, Sept. 17 **Kansas City at Denver** **2:15 p.m. MT (CBS)**
..... Washington at Dallas 7:15 p.m. CT (NBC)
Monday, Sept. 18 Pittsburgh at Jacksonville 8:30 p.m. ET (ESPN)
Sunday, Sept. 24 N.Y. Giants at Seattle 1:15 p.m. PT (FOX)
..... **Denver at New England** **8:15 p.m. ET (NBC)**
Monday, Sept. 25 Atlanta at New Orleans 7:30 p.m. CT (ESPN)
Sunday, Oct. 1 New England at Cincinnati 4:15 p.m. ET (CBS)
..... Seattle at Chicago 7:15 p.m. CT (NBC)
Monday, Oct. 2 Green Bay at Philadelphia 8:30 p.m. ET (ESPN)
Sunday, Oct. 8 Dallas at Philadelphia 4:15 p.m. ET (FOX)
..... Pittsburgh at San Diego 5:15 p.m. PT (NBC)
Monday, Oct. 9 **Baltimore at Denver** **6:30 p.m. MT (ESPN)**
Sunday, Oct. 15 San Diego at San Francisco 1:15 p.m. PT (CBS)
..... **Oakland at Denver** **6:15 p.m. MT (NBC)**
Monday, Oct. 16 Chicago at Arizona 5:30 p.m. MST (ESPN)
Sunday, Oct. 22 Washington at Indianapolis 4:15 p.m. ET (FOX)
Monday, Oct. 23 N.Y. Giants at Dallas 7:30 p.m. CT (ESPN)
Sunday, Oct. 29 **Indianapolis at Denver** **2:15 p.m. MT (CBS)**
..... Dallas at Carolina 8:15 p.m. ET (NBC)
Monday, Oct. 30 New England at Minnesota 7:30 p.m. CT (ESPN)
Sunday, Nov. 5 **Denver at Pittsburgh** **4:15 p.m. ET (CBS)**
..... Indianapolis at New England 8:15 p.m. ET (NBC)
Monday, Nov. 6 Oakland at Seattle 5:30 p.m. PT (ESPN)
Sunday, Nov. 12 Dallas at Arizona 2:15 p.m. MT (FOX)
..... To be determined 8:15 p.m. ET (NBC)
Monday, Nov. 13 Tampa Bay at Carolina 8:30 p.m. ET (ESPN)
Sunday, Nov. 19 **San Diego at Denver** **2:15 p.m. MT (CBS)**
..... To be determined 8:15 p.m. ET (NBC)
Monday, Nov. 20 N.Y. Giants at Jacksonville 8:30 p.m. ET (ESPN)
Thursday, Nov. 23 Miami at Detroit 12:30 p.m. ET (CBS)
..... Tampa Bay at Dallas 3:15 p.m. CT (FOX)
..... **Denver at Kansas City** **7 p.m. CT (NFL Network)**
Sunday, Nov. 26 To be determined 4:15 p.m. ET (FOX)
..... To be determined 8:15 p.m. ET (NBC)
Monday, Nov. 27 Green Bay at Seattle 5:30 p.m. PT (ESPN)
Thursday, Nov. 30 Baltimore at Cincinnati 8 p.m. ET (NFL Network)
Sunday, Dec. 3 **Seattle at Denver** **2:15 p.m. MT (FOX)**
..... To be determined 8:15 p.m. ET (NBC)
Monday, Dec. 4 Carolina at Philadelphia 8:30 p.m. ET (ESPN)
Thursday, Dec. 7 Cleveland at Pittsburgh 8 p.m. ET (NFL Network)
Sunday, Dec. 10 **Denver at San Diego** **1:15 p.m. PT (CBS)**
..... To be determined 8:15 p.m. ET (NBC)
..... Chicago at St. Louis 7:30 p.m. CT (ESPN)
Monday, Dec. 11 San Francisco at Seattle 5 p.m. PT (NFL Network)
Thursday, Dec. 14 Dallas at Atlanta 8 p.m. ET (NFL Network)
Saturday, Dec. 16 St. Louis at Oakland 1:15 p.m. PT (FOX)
Sunday, Dec. 17 To be determined 8:15 p.m. ET (NBC)
..... Cincinnati at Indianapolis 8:30 p.m. ET (ESPN)
Monday, Dec. 18 Minnesota at Green Bay 7 p.m. CT (NFL Network)
Thursday, Dec. 21 Kansas City at Oakland 5 p.m. PT (NFL Network)
Saturday, Dec. 23 **Cincinnati at Denver** **2:15 p.m. MT (CBS)**
Sunday, Dec. 24 Philadelphia at Dallas 4 p.m. CT (TBD)
Monday, Dec. 25 N.Y. Jets at Miami 8:30 p.m. ET (TBD)
..... N.Y. Giants at Washington 8 p.m. ET (NFL Network)
Saturday, Dec. 30 To be determined 4:15 p.m. ET (CBS)
Sunday, Dec. 31 Arizona at San Diego 1:15 p.m. PT (FOX)
..... To be determined 8:15 p.m. ET (NBC)

2006 PRIME TIME TELEVISION GAMES

REGULAR SEASON

| | | |
|-------------------|------------------------------|--------------------------------|
| Thursday, Sept. 7 | Miami at Pittsburgh | 8:30 p.m. ET (NBC) |
| Sunday, Sept. 10 | Indianapolis at N.Y. Giants | 8:15 p.m. ET (NBC) |
| Monday, Sept. 11 | Minnesota at Washington | 7 p.m. ET (ESPN) |
| | San Diego at Oakland | 7:15 p.m. PT (ESPN) |
| Sunday, Sept. 17 | Washington at Dallas | 7:15 p.m. CT (NBC) |
| Monday, Sept. 18 | Pittsburgh at Jacksonville | 8:30 p.m. ET (ESPN) |
| Sunday, Sept. 24 | Denver at New England | 8:15 p.m. ET (NBC) |
| Monday, Sept. 25 | Atlanta at New Orleans | 7:30 p.m. CT (ESPN) |
| Sunday, Oct. 1 | Seattle at Chicago | 7:15 p.m. CT (NBC) |
| Monday, Oct. 2 | Green Bay at Philadelphia | 8:30 p.m. ET (ESPN) |
| Sunday, Oct. 8 | Pittsburgh at San Diego | 5:15 p.m. PT (NBC) |
| Monday, Oct. 9 | Baltimore at Denver | 6:30 p.m. MT (ESPN) |
| Sunday, Oct. 15 | Oakland at Denver | 6:15 p.m. MT (NBC) |
| Monday, Oct. 16 | Chicago at Arizona | 5:30 p.m. MST (ESPN) |
| Monday, Oct. 23 | N.Y. Giants at Dallas | 7:30 p.m. CT (ESPN) |
| Sunday, Oct. 29 | Dallas at Carolina | 8:15 p.m. ET (NBC) |
| Monday, Oct. 30 | New England at Minnesota | 7:30 p.m. CT (ESPN) |
| Sunday, Nov. 5 | Indianapolis at New England | 8:15 p.m. ET (NBC) |
| Monday, Nov. 6 | Oakland at Seattle | 5:30 p.m. PT (ESPN) |
| Sunday, Nov. 12 | To be determined | 8:15 p.m. ET (NBC) |
| Monday, Nov. 13 | Tampa Bay at Carolina | 8:30 p.m. ET (ESPN) |
| Sunday, Nov. 19 | To be determined | 8:15 p.m. ET (NBC) |
| Monday, Nov. 20 | N.Y. Giants at Jacksonville | 8:30 p.m. ET (ESPN) |
| Thursday, Nov. 23 | Denver at Kansas City | 7 p.m. CT (NFL Network) |
| Sunday, Nov. 26 | To be determined | 8:15 p.m. ET (NBC) |
| Monday, Nov. 27 | Green Bay at Seattle | 5:30 p.m. PT (ESPN) |
| Thursday, Nov. 30 | Baltimore at Cincinnati | 8 p.m. ET (NFL Network) |
| Sunday, Dec. 3 | To be determined | 8:15 p.m. ET (NBC) |
| Monday, Dec. 4 | Carolina at Philadelphia | 8:30 p.m. ET (ESPN) |
| Thursday, Dec. 7 | Cleveland at Pittsburgh | 8 p.m. ET (NFL Network) |
| Sunday, Dec. 10 | To be determined | 8:15 p.m. ET (NBC) |
| Monday, Dec. 11 | Chicago at St. Louis | 7:30 p.m. CT (ESPN) |
| Thursday, Dec. 14 | San Francisco at Seattle | 5 p.m. PT (NFL Network) |
| Saturday, Dec. 16 | Dallas at Atlanta | 8 p.m. ET (NFL Network) |
| Sunday, Dec. 17 | To be determined | 8:15 p.m. ET (NBC) |
| Monday, Dec. 18 | Cincinnati at Indianapolis | 8:30 p.m. ET (ESPN) |
| Thursday, Dec. 21 | Minnesota at Green Bay | 7 p.m. CT (NFL Network) |
| Saturday, Dec. 23 | Kansas City at Oakland | 5 p.m. PT (NFL Network) |
| Monday, Dec. 25 | N.Y. Jets at Miami | 8:30 p.m. ET (TBD) |
| Saturday, Dec. 30 | N.Y. Giants at Washington | 8 p.m. ET (NFL Network) |
| Sunday, Dec. 31 | To be determined | 8:15 p.m. ET (NBC) |

2005 BRONCOS IN PRIME TIME

The Broncos were undefeated in prime-time contests during the 2005 campaign, posting a 2-0 record in regular-season action and a 1-0 mark in the postseason in night games. The Broncos defeated the Kansas City Chiefs 30-10 on ABC's *Monday Night Football* at INVESCO Field at Mile High on Sept. 26 and beat the Buffalo Bills 28-17 on Dec. 17 in a Saturday night contest at Ralph Wilson Stadium that was televised by ESPN. In the postseason, the Broncos won their AFC Divisional Playoff Game against the New England Patriots by a 27-13 margin on Jan. 14 in a home game televised on CBS.

BRONCOS FUTURE OPPONENTS

The National Football League realigned its divisional and conference structure in 2002 with the introduction of the Houston Texans as an expansion franchise, and with that adopted a scheduling format that determines the majority of each team's opponents through the 2009 season. The formula, for each team, includes home and away games against each division foe (6 games), one game against each team in another division within a team's conference (4 games), one game against each team in a division from the other conference (4 games) and two games against conference opponents to be determined by a team's division finish the previous year. For example, in a year when the Broncos play each team from the AFC North (as in 2006), their two additional AFC opponents would be the teams from the East and South who finished first in their respective divisions (as the Broncos did in the West).

| 2007 | | 2008 | |
|--------------|--------------|-------------|-------------|
| Home | Away | Home | Away |
| Kansas City | Kansas City | Kansas City | Kansas City |
| Oakland | Oakland | Oakland | Oakland |
| San Diego | San Diego | San Diego | San Diego |
| Jacksonville | Houston | Buffalo | New England |
| Tennessee | Indianapolis | Miami | N.Y. Jets |
| Green Bay | Chicago | New Orleans | Atlanta |
| Minnesota | Detroit | Tampa Bay | Carolina |
| AFC North | AFC East | AFC South | AFC North |

| 2009 | |
|-------------|--------------|
| Home | Away |
| Kansas City | Kansas City |
| Oakland | Oakland |
| San Diego | San Diego |
| Cleveland | Baltimore |
| Pittsburgh | Cincinnati |
| Dallas | Philadelphia |
| N.Y. Giants | Washington |
| AFC East | AFC South |

INTERCONFERENCE SUCCESS

The Broncos have posted a 77-56-2 (.578) record in interconference play since the 1970 AFL-NFL merger, a winning percentage that ranks as the fourth-best total in the NFL during that period entering the 2006 season. Denver trails only Miami (87-42-0 / .674), Oakland (85-48-1 / .638) and Pittsburgh (76-51-1 / .598) for the best interconference winning percentage since 1970.

Since 1995, the Broncos have compiled a 30-14 (.682) record in games played against NFC clubs. This record includes an impressive 18-4 mark (.818) at home and a 12-10 total (.545) on the road. The Broncos have had only one losing record since 1995 in their four-game annual schedule against NFC teams with the club going 1-3 against the NFC North in 2003.

NFL Network gives fans unprecedented year-round access to all NFL events, including the preseason, regular season, playoffs, Super Bowl, Pro Bowl, Scouting Combine, league meetings, the playing schedule, NFL Draft, mini-camps and training camps. And for the 2006 season, NFL Network has a new package of eight live games and will replay 75 key games. NFL Network also expands its college football programming to include a Saturday highlights show, midweek spotlights, live telecast of the Insight Bowl in December and the Senior Bowl in January.

NFL Network is available on cable and satellite television through your local service provider. If your provider doesn't currently offer NFL Network, please call (866) NFL-NETWORK to make them aware of your interest.

KEY PROGRAMMING

EXCLUSIVE LIVE PRIMETIME GAMES

NFL Network's new late season "Run to the Playoffs" eight-game Thursday-Saturday night package kicks off in high definition on Thanksgiving night with award-winning broadcasters Bryant Gumbel and Cris Collinsworth. Game time is at 8:00 p.m. ET.

NFL TOTAL ACCESS

NFL Network's signature show is THE football show of record. NFL Total Access is uniquely structured to see the game through the participants' eyes, airing at 7:00 p.m. ET/PT every Monday through Saturday and hosted by Rich Eisen.

NFL GAMEDAY

After each Sunday's final game, the new 90-minute NFL GameDay delivers comprehensive coverage of the day's action. Hosted by Rich Eisen, GameDay kicks off at 11:30 p.m. ET and features highlights, post-game press conferences and more in wrapping up each NFL Sunday.

NFL REPLAY

For the first time, NFL games will be re-aired with the original television announcers and cameras. This offering features the four most-exciting games each week in a 90-minute format (eliminating halftime and other non-critical elements) each Tuesday and Wednesday.

POINT AFTER

NFL Network brings you inside the interview rooms of the NFL and top college teams each weekday at 3:00 p.m. ET with Point After. Former NFL head coach Jim Mora Sr. serves as analyst for Point After, which focuses on the NFL on Mondays, Wednesdays and Fridays, and college football on Tuesdays and Thursdays.



DENVERBRONCOS.COM

DenverBroncos.com is the official home of the Broncos on the Internet and provides complete coverage of everything related to the Denver Broncos through the regular season, postseason, and beyond with stories, video, audio, photos and more on the Rocky Mountain region's most avidly followed sports franchise.

From the start of training camp to the final gun of the last game, [DenverBroncos.com](#)'s staff brings users the latest news with daily notebooks and feature stories, along with historical flashbacks and e-mail question-and-answer sessions that give fans the opportunity to directly ask questions of their favorite Broncos. On game days, fans can watch post-game press conferences, go interactive with the game in the Game Day Experience, and browse a collection of post-game stories, video and audio snippets from the locker room.

Broncos TV, the video section of the site enters its fourth season bringing on-demand video on the Broncos to the desktops of fans around the world. Broncos TV's offerings include locker-room interviews, video of every press conference, highlights of every game and training camp practice and one-on-one interviews with those making news at Dove Valley.

The official site includes numerous other features, including Spanish-language content, a community-relations section, a calendar to keep up with player appearances around the region, message boards, chat rooms, ticket information, a kids' section and the DenverBroncos.com Media Room, where every press release, press-conference transcript, pre-game release and more can be accessed.

Even when the calendar flips to the offseason, DenverBroncos.com still provides daily coverage of everything Broncos, chronicling events such as all of the team's organized team activities, the annual mini-camp, the Senior Bowl and the NFL Scouting Combine.

DenverBroncos.com will continue to expand its coverage this year by launching downloadable podcasts and interactive blogs to provide additional perspective on the doings at Dove Valley.

DenverBroncos.com - the Internet's destination for everything Broncos.



NOTES

NOTES

This image shows a full page of blank handwriting practice paper. It features approximately 20 evenly spaced, horizontal blue lines running across the entire width of the page. The background is a solid off-white color, providing a clear contrast for the blue lines. There are no margins, text, or other markings present.