

Executive Offices and Training Facility

13655 Broncos Parkway • Englewood, CO 80112
Telephone: (303) 649-9000 • FAX: (303) 649-9354 • PR FAX: (303) 649-0562
www.DenverBroncos.com

Media Relations

Jim Saccomano, Vice President of Public Relations: (303) 649-0572 • jim.saccomano@broncos.nfl.net
Paul Kirk, Director of Media Relations: (303) 649-0503 • paul.kirk@broncos.nfl.net
Rebecca Villanueva, Media Services Manager: (303) 649-0598 • rebecca.villanueva@broncos.nfl.net
Patrick Smyth, Media Information Coordinator: (303) 649-0536 • patrick.smyth@broncos.nfl.net
Dave Gaylinn, Media Projects Coordinator: (303) 649-0512 • dave.gaylinn@broncos.nfl.net
www.DenverBroncos.com/Mediaroom

INVESCO Field at Mile High

1701 Bryant St. • Denver, CO 80204

Broncos Ticket Office
Suite 100
(720) 258-3333

Broncos Marketing Department
Suite 900
(720) 258-3100

Stadium Management Co.
Suite 700
(720) 258-3000

2007 DENVER BRONCOS SCHEDULE

(all times local at site)

PRESEASON

Wk.	Day	Date	Opponent	Site	Time	TV
1	Mon.	Aug. 13	at San Francisco	Monster Park	5 p.m. PDT	ESPN
2	Sat.	Aug. 18	at Dallas	Texas Stadium	7 p.m. CDT	CBS 4
3	Sat.	Aug. 25	CLEVELAND	INVESCO Field at Mile High	7 p.m. MDT	CBS 4
4	Thu.	Aug. 30	ARIZONA	INVESCO Field at Mile High	7 p.m. MDT	CBS 4

REGULAR SEASON

Wk.	Day	Date	Opponent	Site	Time	TV
1	Sun.	Sept. 9	at Buffalo	Ralph Wilson Stadium	1 p.m. EDT	CBS
2	Sun.	Sept. 16	OAKLAND	INVESCO Field at Mile High	2:15 p.m. MDT	CBS
3	Sun.	Sept. 23	JACKSONVILLE	INVESCO Field at Mile High	2:05 p.m. MDT	CBS
4	Sun.	Sept. 30	at Indianapolis	RCA Dome	4:15 p.m. EDT	CBS
5	Sun.	Oct. 7	SAN DIEGO	INVESCO Field at Mile High	2:15 p.m. MDT	CBS
6	Bye					
7	Sun.	Oct. 21	PITTSBURGH	INVESCO Field at Mile High	6:15 p.m. MDT	NBC
8	Mon.	Oct. 29	GREEN BAY	INVESCO Field at Mile High	6:30 p.m. MDT	ESPN
9	Sun.	Nov. 4	at Detroit	Ford Field	1 p.m. EST	CBS
10	Sun.	Nov. 11	at Kansas City	Arrowhead Stadium	12 p.m. CST	CBS
11	Mon.	Nov. 19	TENNESSEE	INVESCO Field at Mile High	6:30 p.m. MST	ESPN
12	Sun.	Nov. 25	at Chicago	Soldier Field	12 p.m. CST	CBS*
13	Sun.	Dec. 2	at Oakland	McAfee Coliseum	1:05 p.m. PST	CBS*
14	Sun.	Dec. 9	KANSAS CITY	INVESCO Field at Mile High	2:15 p.m. MST	CBS*
15	Thu.	Dec. 13	at Houston	Reliant Stadium	7:15 p.m. CST	NFLN
16	Mon.	Dec. 24	at San Diego	Qualcomm Stadium	5 p.m. PST	ESPN
17	Sun.	Dec. 30	MINNESOTA	INVESCO Field at Mile High	2:15 p.m. MST	FOX*

* - All NFL games scheduled for Sundays from Weeks 11-17 are eligible to be moved to the Sunday night game, which is televised nationally by NBC.

ABOUT THE 2007 DENVER BRONCOS MEDIA GUIDE

The 2007 Denver Broncos' media guide was prepared by the club's media relations department as an information resource for members of the media and NFL fans. Featured on its cover this year is seven-time Pro Bowl cornerback Champ Bailey in a 2007 photo taken by Trevor Brown Jr. of Rich Clarkson and Associates, LLC.


All information, including player biographies, rosters and team transactions, contained in the publication is current as of June 11, 2007. Updated club information, as well as the entire 2007 Denver Broncos media guide, can be found in .PDF format on the Broncos' media Web site:

www.DenverBroncos.com/Mediaroom

IN MEMORIAM



**DAMIEN
NASH**
1982-2007



**DARRENT
WILLIAMS**
1982-2007

DENVER BRONCOS

2007

MEDIA GUIDE

INDEX

100-yard Receiving Games	591	Coldest Games	706
100-yard Rushing Games	587	Comebacks	596
100-yard Rushing Halves/Quarters	590	Community Development	688
300-yard Passing Games	594	Darrent Williams Memorial Grant	689
1,000-yard Receiving Seasons	586	Day, Broncos Record By	366
1,000-yard Rushing Seasons	586	Decade, Broncos Record By	366
2006 NFL Standings	369	Divisional Record	363
2006 Season:		Draft Choices:	
Big Plays	282	All-Time Draft Choices by School	631
Field Position	281	All-Time Year-by-Year Drafts	632
Game Summaries/Stats	298	Elway, John	608
Game-by-Game Statistics	276	First Game, Broncos History	167
Honors	296	Free Agency, Broncos Record in	613
Individual Game-by-Game Statistics	283	Free Agents Signed/Lost, 1989-2007	638
Miscellaneous Statistics	268	Future Opponents	287
NFL Rankings	295	Hall of Fame Broncos	606
Participation	278	Hall of Fame Game, Broncos Participation In	346
Penalties	281	Helmets, Broncos All-Time	686
Preseason Team Statistics	270	Highlight Video Information	711
Quarter-by-Quarter Statistics	279	Historical Highlights	676
Red Zone Statistics	281	Honors and Awards:	
Regular-Season Team Statistics	266	All-Time Individual	598
Scoring Drives	269	Broncos All-Time NFL Honors	603
Single-Game Highs and Lows	273	How the Broncos Are Built	338
Starters by Game	272	Interconference Record	163
Third Down Statistics	280	Last Time	291
Turnover Statistics	280	Leads Lost	596
3,000-yard Passing Seasons	586	Logos, Broncos All-Time	686
All-Time Broncos Record	363	Margin of Victory and Defeat	556
Alumni Association	4	Mascots (Thunder and Miles)	693
American Bowl, Broncos Participation In	347	Media Information	710
Attendance Marks	526	Media Web Site	8C
Biographies:		Medical Glossary	707
Assistant Coaches	24	Milestone Games	365
Biographies Index	6	Monday Night Games	364
Football Operations	45	Month, Broncos Record By	366
Rookies and First-Year Players	254	Most Valuable Player Awards (Broncos Team)	630
Veteran Players	66	Nationally Televised Games, 1984-2006	64
Bowlen, Pat:		NFL Network	701
Biography	10	Overtime Games	364
Broncos Accomplishments Under	63	Paul D. Bowlen Memorial Broncos Centre	7
Broncos Name Origin	596	Postseason Game Summaries	460
Broncos Web Site	701	Preseason Television Network (KCNC)	703
Bye Weeks:		Pro Bowl Selections	602
Broncos Record After the Bye	365	Promotional Dates	18C
Broncos Record Facing a Team off Its Bye	261	Pronunciation Guide	331
Cheerleaders	692	Public Relations Directors, NFL Directory	712
Christmas Games	365	Radio Network (KOA)	702
Coaching:		Records — Regular Season:	
All-Time Coaches Roster	643	Broncos Individual	540
Most Years of Service	646	Fumble Returns	551
Records, Year-by-Year	525	Interceptions	550

CREDITS

The 2007 Denver Broncos media guide was produced by the club's media relations department, under the direction of Vice President of Public Relations Jim Saccomano. Information contained herein was compiled by the current and previous media relations staffs. ©2007 Denver Broncos Football Club.

Writing, layout, design and editing by Patrick Smyth and Dave Gaylinn using QuarkXPress™ (6.1) desktop publishing application. Editorial assistance provided by Paul Kirk, Saccomano, Kelly Woodward and Rebecca Villanueva. Additional thanks to Joe Cronin, John Turney, Santo Labombarda and the Elias Sports Bureau staff, and Stats Inc. for providing extensive statistical data. Printing by National Hirschfeld, Denver, Colo. Photography and scans by Rich Clarkson and Associates, LLC. Photographers: Rich Clarkson, Eric Bakke, Trevor Brown Jr., Steve Nowland, Ryan McKee, Jamie Schwaberow and Brett Wilhelm. Special thanks to Kenn Rust of Rust Graphics. Please see page 710 for complete media services information.

DENVER BRONCOS

2007

MEDIA GUIDE

INDEX

Records — Regular Season, cont.:		NFL Prime Time Games	719
Broncos Individual, cont.:		NFL Regular Season	713
Kicking	553	Season Openers	366
Kickoff Returns	549	Season Ticket Sales	526
Passing	542	Series Records vs. Opponents	359
Punt Returns	548	Broncos vs. the NFL Chart (reg./post/preseason)	363
Punting	547	Service with Broncos	539
Receiving	546	Shanahan, Mike:	
Rushing	541	Biography	14
Sacks	552	Broncos Accomplishments Under	20
Safeties	551	Shutouts:	
Scoring	552	By Denver	564
Total Offense	540	By Opponents	556
Broncos Team	554	Stadium Information:	
Passing Defense	566	Broncos Stadium History	699
Passing Offense	558	INVESCO Field at Mile High	694
Penalties	563	INVESCO Field at Mile High Parking	697
Rushing Defense	565	INVESCO Field at Mile High Records	700
Rushing Offense	557	INVESCO Field at Mile High Seating Diagram	696
Scoring Defense	564	Staff Directory	4
Scoring Offense	556	Staff Photos	53
Streaks	555	Starting Lineups, All-Time	452
Total Defense	564	Stats Crew	700
Total Offense	556	Sunday Night Games	364
Turnovers	563	Sundquist, Ted	23
Opponent Individual	569	Super Bowl:	
Opponent Team	572	Future Sites	706
Records — Postseason:		Record Against Super Bowl Participants	169
Broncos Individual	575	Super Bowl/Conf. Championship Scores	705
Broncos Team	581	Thanksgiving Games	365
Game-by-Game Record	581	Tie-Breaking Procedures	704
Results:		Trades, All-Time	639
All-Time Game-by-Game	340	Training Camp Sites, All-Time	706
Artificial Turf Record	706	Transactions, 2006-07	335
Television Games	364	Undefeated Home Records, Broncos History	345
Retired Jersey Numbers	605	Uniforms, Broncos All-Time	686
Rice, Jerry	274	Vince Lombardi Trophies	44
Ring of Fame Member Profiles	608	Warmest Games	706
Rosters:		Winning Tradition	60
2007 Breakdown by Position	331	Year-By-Year Individual Leaders:	
2007 Rookie and First-Year	334	Field Goals and Punting	538
2007 Veterans	332	Interceptions	534
All-Time Broncos (Alphabetical)	647	Kickoff Returns	536
All-Time Broncos (Numerical)	664	Passing	531
All-Time Practice Squad (Alphabetical)	673	Punt Returns	535
All-Time Practice Squad (By Year)	674	Receiving	533
All-Time Roster Breakdown by School	661	Rushing	530
All-Time Roster Height/Weight Breakdowns	662	Sacks and Tackles	539
All-Time Roster Height/Weight Extremes	663	Scoring	537
Schedules, 2007:		Year-By-Year Final Records	458
Broncos	720	Year-By-Year Final Statistics	368
Broncos Composite Schedule	720	Year-By-Year Team Statistics:	
NFL Interconference Games	717	Team Defense	528
NFL Nationally Televised Games	718	Team Offense	527
NFL Postseason	717	Team Turnovers	529
NFL Preseason	716		



BRONCOS DIRECTORY

Denver Broncos Football Club
13655 Broncos Parkway, Englewood, CO 80112

Telephone (303) 649-9000
Ticket Office (720) 258-3333
Marketing Department (720) 258-3100
Stadium Management Company (720) 258-3000
Internet Address www.DenverBroncos.com
Home Stadium INVESCO Field at Mile High (76,125)
Colors Broncos Navy (PMS 289C) and Broncos Orange (PMS 1655C)
Conference American Football Conference (West Division)



OWNERSHIP

Pat Bowlen President and Chief Executive Officer
Lisa Williams Exec. Asst. to President & CEO
Yolanda Saltus Special Assistant

ADVISORY DIRECTORS

Pat Bowlen Chairman
John Bowlen Director
Bill Britton Director
Tim Guard Director
Jeff Harman Director
Fred Hemmings Director
Bob Masten Director

EXECUTIVE STAFF

EXECUTIVE VICE PRESIDENT OF FOOTBALL OPERATIONS/HEAD COACH

Mike Shanahan Exec. V.P. of Football Operations/Head Coach
Cindi Lowe Secretary to Head Coach

EXECUTIVE VICE PRESIDENT OF BUSINESS OPERATIONS

Joe Ellis Executive Vice President of Business Operations
Elaine Woodworth Exec. Asst. to Exec. V.P. of Business Operations

GENERAL MANAGER

Ted Sundquist General Manager
Pam Papsdorf Assistant to the General Manager

GENERAL COUNSEL/SENIOR VICE PRESIDENT OF ADMINISTRATION

Rich Slivka General Counsel/Senior V.P. of Administration
Diane Nelson Exec. Asst. to General Counsel/Senior V.P. of Admin.

VICE PRESIDENTS

Dave Abrams Vice President of Security
Jim Barlow Vice President of Finance
Greg Carney Vice President of Marketing
Chip Conway Vice President of Operations
Cindy Galloway Kellogg Vice Pres. of Community Devel.
Jim Saccomano Vice President of Public Relations
Rick Schoenhals Vice Pres. of Information Technology

BOWLEN SPORTS, INC.

Jim Schafer Assistant to the President
Veronica Ibarra Exec. Asst. to the President

FOOTBALL STAFF

COACHING STAFF

Mike Heimerdinger Assistant Head Coach/Quarterbacks
Rick Dennison Offensive Coordinator/Offensive Line
Jim Bates Assistant Head Coach/Defense
Bob Slowik Defensive Coordinator/Defensive Backs
Scott O'Brien Special Teams Coordinator
Steve Watson Associate Head Coach
Joe Baker Linebackers
Jeremy Bates Wide Receivers/Quarterbacks
Ronnie Bradford Assistant Defensive Backs
Jacob Burney Defensive Line
Keith Burns Special Teams Assistant
Dwayne Chandler Assistant Strength and Conditioning
Charlie Jackson Defensive Assistant
Bill Johnson Defensive Line
Pat McPherson Tight Ends
Jim Ryan Offensive Assistant
Greg Saporta Assistant Strength and Conditioning
Ryan Slowik Special Teams Assistant
Bobby Turner Running Backs
Rich Tuten Strength and Conditioning
Kristi Nichols Assistant Coaches Secretary

FOOTBALL OPERATIONS

Jim Goodman Director of Player Personnel
Eugene Armstrong College Scout
Bobby Beers College Scout
Scott DiStefano College Scout
Jeff Goodman College Scout
Anthony Kelly College Scout
Cal McCombs College Scout
Greg Miller College Scout
Cornell Green Scouting Consultant
Mike Bluem Director of Football Administration
Chris Trulove Coordinator of Pro Scouting
Jimmy Spencer Pro Personnel Assistant
Dave Bratten College Scouting Coordinator
Mike Mascenik Player Personnel Assistant
Fred Fleming Pro Scouting/Director of Special Services
Betsy Klein Exec. Dir. of Player & Organizational Development
Meghan Zobeck Player Personnel Assistant

MEDICAL STAFF

Steve Antonopoulos Head Athletic Trainer
Corey Oshikoya Assistant Athletic Trainer
Scott Trulock Assistant Athletic Trainer
Dr. Ted Schlegel Head Team Physician
Dr. Richard Hawkins Team Physician
Dr. Martin Boublik Team Physician
Dr. J. Steven Geraghty Team Physician

EQUIPMENT

Chris Valenti Equipment Manager
Mike Harrington Assistant Equipment Manager
Jason Schell Assistant Equipment Manager
Kenny Chavez Assistant Equipment Manager

FOOTBALL TECHNOLOGY

Kent Erickson Director of Football Technology
Gary McCune Video Operations Manager
Tony Lazzaro Manager of Football Information Technology
Steve Boxer Video Assistant
Mike Corey Network Technician
Kirt Horiuchi Video Assistant

BUSINESS STAFF

MEDIA RELATIONS

Paul Kirk Director of Media Relations
Rebecca Villanueva Media Services Manager
Patrick Smyth Media Information Coordinator
Dave Gaylinn Media Projects Coordinator

COMMUNITY DEVELOPMENT

Kelly Woodward Manager, Community Development
Pamela Krotchko Manager, Denver Broncos Charities
Billy Thompson Director of Community Outreach

FINANCE

Fred Krebs Manager of Cash/Treasury
Dianne Sehgal Controller
Roberta Best Accounts Payable
Timi Dennis Payroll Administrator
Gina Johnson Accounts Payable
Nanette Thompson Financial Accountant
Deanna Torres Accountant
Kelly Trimble Manager of Travel Services
Sheila Gentile Revenue Accountant

HUMAN RESOURCES

Sheila Thomas Director of Human Resources
Heather Herbert-Brevik Insurance and Benefits Administrator

INFORMATION TECHNOLOGY

Chris Newman Network Manager
Erik Towt Network Analyst
Jason Moore Network Technician
Kevin Grogan Software Developer
Nick Burris Network Support Technician

MARKETING

Steve Harbula Sr. Director of Marketing Communications
Brady Kellogg Director of Corporate Partnerships
Amy Marolf Sr. Manager, Corporate Partner Services
Andrew Mason Managing Editor, DenverBroncos.com
Bobby Mestas Manager, Special Events and Fan Development
Kyle Sonneman Online Marketing Coordinator
Derek Thomas Manager, Marketing Partnerships
Derek Marlin Corporate Partnership Executive
Sandy Bretzlauf Manager of Partnerships and Game Day Marketing
Annie Hellerstein Graphic Designer
Patrick Brougham Fan Development Coordinator
J. Michael Moore Publications Coordinator
Brad Post Mascot Coordinator
Erica Turk Coordinator of Corporate Partner Sales and Services
Danielle Solano Receptionist

CHEERLEADERS

Teresa Shear Dir. of Cheerleaders & Game Day Entertainment
Shelly Trujillo Assistant Director, Cheerleaders
Kelly Troester Director, Junior Cheerleaders

OPERATIONS

John Karpan Operations Manager
Greg Johnson Maintenance Coordinator
Adam Newman Operations Assistant
Aaron Kalina Operations Assistant
Maeve Drake Receptionist

TURF OPERATIONS

Troy Smith Turf Manager
Nick McNamee Assistant Turf Manager
Bradley Kirkland Assistant Turf Manager

TICKET OPERATIONS

Kirk Dyer Executive Director of Ticket Operations and Admin.
Dennis Moore Executive Director of Premium Seating
Katie Delay Director of Ticket Operations
Clark Wray Ticket Operations and Database Manager
Chad Robertson Premium Seat Sales and Service Manager
Lee Twarling Premium Seat Sales and Service Manager
Kurt Holtschlag Suite Sales Manager
Patti Barban ADA Manager
Aaron Cook Premium Seat Sales and Service Rep.
Stacie Quinton Assistant Ticket Manager
Jamie Reyes Suite Services Coordinator
Kristen Alford Ticket Office Coordinator
Tiffany Mastroianni Ticket Office Assistant

STADIUM MANAGEMENT COMPANY

Mac Freeman Vice President of Stadium Operations
Andy Gorchov Director of Stadium Operations
Lorraine Spargo Director of Special Projects
Patty Moser Director of Sales
Scott Bliet Manager of Event Services & Security
Kathy Burris Office Manager
Howard Brown Facility Operations Manager
Pat Jordan Audio/Visual Services Manager
Ross Kurcab Turf Manager
Rick Seifert Communications Manager
Jon Applegate Parking & Event Services Manager
Garron Bateman Tech Director & Creative Media Designer
Nick Young ThunderVision Editor
Andrew Hoiberg Assistant Turf Manager
Terry Hutson Assistant Security Manager
Pat Tetric Assistant Security Manager
Anna Marie Martinez Special Events Coordinator
Devon Vandervort Special Events Administrator
Matt Shine Parking & Site Coordinator
Paige Holroyd Guest Services Coordinator
Jamie Breitweiser Operations Coordinator
Nichole Sluss Receptionist
Nick Sadri Facilities Supervisor
Cody Freeman Turf Technician
Dave Clark Assistant Chief Engineer
Jerry Dill Engineer
Steve Eggers Engineer
Steve Fisher Engineer
Mike Gray Engineer
Chad Henderson Engineer
Ervin Martinez Engineer
Curt Norton Engineer
Terrance Perkins Engineer
Paul Cisneros Engineer

SMC RETAIL OPERATIONS

Tim Kellond Retail Operations Manager
Sue Vaughn Retail Administrative Supervisor
Carol Gibbons Retail Assistant
Steve Grosser Retail Assistant
Aaron Silvey Retail Assistant

DENVER BRONCOS ALUMNI ASSOCIATION

The Denver Broncos Alumni Association was formed in 1991 to provide an opportunity for former players to remain actively involved with the Broncos' organization. The Alumni Association serves as a goodwill extension of the Denver Broncos, and the members are available to counsel current players on life after football. Their mission is to uphold the highest standards of professionalism, integrity and honor. They are committed to enhance our communities through active service and devotion and pledge to support the Denver Broncos Football Club in its community outreach programs and present themselves as positive role models and mentors. The nine members of the Alumni Council are Odell Barry (President), Larry Brunson, Steve Foley, Le-Lo Lang (Treasurer), Gene Mingo, Reggie Rivers (Vice President), Steve Sewell, Billy Thompson and David Treadwell (Secretary).

INDEX TO BIOGRAPHIES

EXECUTIVES

Bowlen, Pat	10
Ellis, Joe	52
Shanahan, Mike	14
Sundquist, Ted	23

COACHES

Baker, Joe	34
Bates, Jeremy	35
Bates, Jim	28
Bradford, Ronnie	35
Burney, Jacob	36
Burns, Keith	38
Chandler, Dwayne	38
Dennison, Rick	26
Heimerdinger, Mike	24
Jackson, Charlie	39
Johnson, Bill	39
McPherson, Pat	41
O'Brien, Scott	31
Ryan, Jim	42
Saporta, Greg	43
Slowik, Bob	30
Slowik, Ryan	43
Turner, Bobby	44
Tuten, Rich	45
Watson, Steve	33

FOOTBALL OPERATIONS

Armstrong, Eugene	46
Beers, Bobby	46
Bluem, Mike	49
Bratten, Dave	50
DiStefano, Scott	47
Goodman, Jeff	47
Goodman, Jim	45
Green, Cornell	48
Kelly, Anthony	47
Mascenik, Mike	50
McCombs, Cal	48
Miller, Greg	48
Spencer, Jimmy	50
Trulove, Chris	49

PLAYERS

Abdullah, Hamza	66
Adams, Sam	67
Alexander, Stephen	69
Bailey, Champ	71
Bell, Mike	79
Belton, Thump	80
Bly, Dré	81
Brandon, Sam	87
Burton, Antwon	89
Cargile, Steve	90
Clark, Brian	91
Cox, Curome	92
Crowder, Tim	256
Cutler, Jay	93
Dumervil, Elvis	96
Ekuban, Ebenezer	97
Elam, Jason	100
Engelberger, John	115
Ernstner, Paul	118
Eslinger, Greg	119
Fenton, Mark	260
Ferguson, Nick	120
Fleming, Troy	123

Foxworth, Domonique	124
Gold, Ian	126
Gordon, Amon	131
Graham, Daniel	132
Green, Louis	135
Hackney, Darrell	261
Hall, Andre	261
Hall, Carlos	136
Hamilton, Ben	138
Harris, Quentin	140
Harris, Ryan	257
Harris, Steven	262
Henry, Travis	141
Hixon, Domenik	146
Holdman, Warrick	147
Holland, Montrae	149
Hollowell, T.J.	150
Jackson, Nate	151
Johnson, Kyle	153
Johnson, Teyo	155
Kennedy, Jimmy	156
Kircus, David	158
Kuper, Chris	159
Lang, Kenard	160
Leach, Mike	164
Lepis, Matt	165
Lewis, D.D.	168
Lynch, John	170
Marshall, Brandon	176
Martinez, Glenn	177
McAlmont, Kevin	262
McDaniel, Marquay	262
McKinley, Alvin	178
Meadows, Adam	180
Moore, Eddie	182
Morgan, Quincy	183
Moss, Jarvis	254
Mustard, Chad	185
Myers, Chris	187
Nalen, Tom	188
Nienhuis, Doug	192
Pace, Brandon	263
Parsons, Preston	193
Paymah, Karl	194
Pears, Erik	196
Peterson, Kenny	197
Ramsey, Patrick	198
Reid, Lamont	201
Rogers, Jacob	202
Rogers, Roderick	263
Sapp, Cecil	203
Sauerbrun, Todd	205
Scheffler, Tony	209
Shoate, Jeff	211
Smith, Paul	212
Smith, Rod	214
Stokley, Brandon	231
Terrell, David	234
Thomas, Marcus	259
Vaughn, Cameron	264
Veal, Demetris	236
Walker, Javon	238
Warren, Gerard	243
Webster, Nate	247
Williams, D.J.	249
Young, Selvin	264

THE PAUL D. BOWLEN MEMORIAL BRONCOS CENTRE

On March 5, 1990, the Denver Broncos moved into the Paul D. Bowlen Memorial Broncos Centre, the state-of-the-art headquarters for the National Football League team. The complex is named for the Broncos owner's late father and is the culmination of Pat Bowlen's desire to maximize a positive working environment for his football team, which captured back-to-back World Championships with victories in Super Bowls XXXII and XXXIII.



During the offseasons leading up to the 2004 and 2005 campaigns, the Broncos made significant upgrades to the facility to make it one of the elite training centers in all of professional sports.

The Broncos spent much of the 2005 offseason completely renovating and redesigning their locker room while adding several state-of-the-art features to the spacious area.

The club installed brand new maple-wood lockers that are 8.5 feet tall and 3 feet wide. All locker stalls include power and data outlets to provide high-speed Internet access. Additionally, the general layout of the locker room was enhanced to bring offensive and defensive players closer together while at the same time efficiently utilizing the size of the area.

This improvement in 2005 came one year after the club invested \$4 million to the facility in an expansion project that significantly upgraded several areas of the complex. That construction project included:

- The Broncos Conditioning Center, which houses the team's weight room and an indoor conditioning area, along with a new home for the field-maintenance departments. The weight room is nearly three times the size of the previous one at approximately 9,000 square feet, which gives the Broncos one of the most comfortable strength-and-conditioning environments in professional sports. The indoor conditioning area—covered with FieldTurf™, which the team uses on one of its three outdoor practice fields—spans approximately 18,000 square feet.
- A training room that increased in size with additional hot and cold tubs for players' use.
- An eating lounge that seats approximately 120, allowing the team to conveniently handle the food-service needs of players, coaches and staff during training camp and throughout the year. The lounge is part of the existing building, taking over the space previously occupied by the weight room.

The Broncos' facility—situated on 13.5 acres in the rapidly expanding Dove Valley Business Park in south Arapahoe County—also includes an administrative building and three full-size practice fields to go along with the Conditioning Center.

The Bowlen Memorial Broncos Centre is a two-story building totaling 90,000 square feet, well over three times the size of the team's previous facility. The ground floor houses the main entry, visitor's area, trophy display area and media room in addition to the football-related facilities, which encompass the locker room, meeting rooms, training area, equipment room and video department.

It is on the second level, which is accessible through two stairways adjacent to the lobby area, that most of the administrative offices are located. These include the offices for Pat Bowlen, Mike Shanahan, Ted Sundquist and Joe Ellis, as well as those of all assistant coaches and football operations personnel. The second floor is divided into one wing for administrative offices and another for coaches and player personnel. The Broncos' extensive computer operation also is located on the second floor. The Bowlen Memorial Broncos Centre also includes a separate building that houses two racquetball courts for training and leisure use by players and staff members as well as a team store.

There is ample practice space available for use by the Broncos on the three outdoor fields—two with natural grass surfaces and one with FieldTurf™, completed in June 2003. FieldTurf™ is a synthetic blade surface with a rubber and sand infill. One of the two grass fields has a unique design system that includes underground wiring to prevent the turf from freezing and thus allows the Broncos to practice year-round on unfrozen natural grass.

THE PAUL D. BOWLEN MEMORIAL BRONCOS CENTRE

BRONCOS CONDITIONING CENTER



Completed in the spring of 2004, the Broncos' state-of-the-art conditioning center is adjacent to the Paul D. Bowlen Memorial Broncos Centre. The weight room is approximately 9,000 square feet, nearly three times the size of the previous one, and affords the football team and its strength-and-conditioning staff one of the finest training facilities in all of professional sports.

INDOOR AND OUTDOOR FIELDTURF™



In addition to having two natural grass fields on which to practice, the Broncos utilize both an indoor and outdoor FieldTurf™ field during training camp and in the season. The indoor field, located within the Broncos Conditioning Center, spans approximately 18,000 square feet.

THE PAUL D. BOWLEN MEMORIAL BRONCOS CENTRE

BRONCOS LOCKER ROOM



The Broncos spent much of the 2005 offseason redesigning and upgrading their locker room. The club installed brand new maple-wood lockers that are 8.5 feet tall, 3 feet wide and 4 x 2 inches deep and all feature power and data outlets to provide high-speed Internet access. The general layout was enhanced to bring offensive and defensive players closer together while at the same time taking advantage of the size of the area.

BRONCOS LOUNGE



The Broncos' food-service lounge, completed in the spring of 2004, occupies the area where the weight room previously was located at the Paul D. Bowlen Memorial Broncos Centre. It seats approximately 120, allowing players, coaches and staff a spacious area to enjoy their meals.

**PAT BOWLEN****PRESIDENT AND CEO**

Pat Bowlen comes into the 2007 season as the newest inductee into the Colorado Sports Hall of Fame, an honor which he was accorded on April 10, 2007.

The only two-decade owner of a major league sports team in Colorado history, Mr. Bowlen in 2007 begins his 24th year as the President and CEO of the Denver Broncos, and he does so presiding over a franchise that is one of the crown jewels among National Football League clubs.

The Denver Broncos are the soul of the city, Pat Bowlen serves as the owner and steward of this sterling franchise, and the legend of both team and owner are marked by achievement and success at every level.

Whether judged by the measure of wins and championships, attendance, national television exposure, or by his and the Broncos' reputation locally and throughout the NFL, there are few parallels in the world of professional sports.

The Denver Broncos have grown from being Denver's first major league franchise in 1960 to Colorado's state religion, and Mr. Bowlen wants to continue that fervor for the coming season. His focus for 2007 is once again to have the Denver Broncos win a world championship.

The Broncos' President and CEO has fashioned a powerful reputation among his peers as a bold, dynamic leader who is single-minded in his pursuit of excellence, whether representing the Broncos, the city of Denver, the state of Colorado or the National Football League.

In the 23 years during which Mr. Bowlen has owned the Broncos, no NFL club has made more national television appearances than Denver (139 prime time games, 26 postseason contests).

For many years, Mr. Bowlen's reputation as an outstanding owner has been well known nationally. In 1987, he finished second in *The Sporting News* Executive of the Year balloting. In December 2000, ESPN conducted a fan poll asking which NFL owner would be the best for which to play. Mr. Bowlen finished first among all NFL owners with 44.7 percent of the more than 60,000 votes cast. Mr. Bowlen has been well respected for many years by fans, players, coaches, his peers and NFL executives.

Mr. Bowlen presides over a franchise that by any standard has been one of the NFL's most successful in his more than two decades of club ownership (1984-2007). The Broncos are at the pinnacle of sports franchises by any definition.

Pat Bowlen was introduced as the majority owner of the Denver Broncos on March 23, 1984, and that announcement triggered a new era in franchise history. Mr. Bowlen and the Bowlen family acquired 100 percent ownership of the Broncos in July 1985, and currently his brother John Bowlen owns a minority interest in the Broncos.

Mr. Bowlen immediately put his own mark on the Broncos, establishing a solid administration and creating a positive atmosphere that was a major factor in the team's success both on and off the field.

Champions are built from the top, and Pat Bowlen is a model of leadership in the scope of his drive and commitment. "I want us to be number one in everything," Mr. Bowlen has often said in a recurring theme that marks his management style. Everyone knows that it is the owner who provides the financial backing that is integral to a championship team, but many fans are unaware that much of the heart, soul and drive of this championship organization comes directly from Pat Bowlen.

He has made all his managerial moves with one goal in mind—to aggressively position the Denver Broncos for another run at a Super Bowl championship. No one sets higher standards for the Broncos than Pat Bowlen himself, whose goals have always been to have his franchise regarded among the finest in pro sports with victory being the measuring stick for that success. Thus, the goal of this dynamic and energetic chief executive remains firmly set on repeating the World Championship seasons of 1997 and 1998.

Below is a chronology of the Denver Broncos' success during Mr. Bowlen's ownership (1984-2007):

- The Denver Broncos won back-to-back World Championships in 1997 (Super Bowl XXXII vs. the Green Bay Packers 31-24) and 1998 (Super Bowl XXXIII vs. the Atlanta Falcons 34-19).

• Denver became the sixth NFL franchise to win back-to-back Super Bowls, joining Green Bay, Miami, Pittsburgh (twice), San Francisco and Dallas. The Broncos became the first AFC team to do it in two decades. New England has since become the seventh franchise to do so.

- The Broncos own AFC Championships under Pat Bowlen in 1986, 1987, 1989, 1997 and 1998.
- The Broncos have the best home record in pro football over the past 33 years.
- The Broncos won an NFL-record seven postseason games in a two-year period (1997-1998).
- The Broncos had 33 wins over a two-year period (1997-1998), at that time the most in football history.

- The Broncos had an NFL-record 46 wins over a three-year period (1996-1998).
- The Broncos became the second team in modern NFL history to go undefeated during regular season play at home for three consecutive seasons (1996-1998).

- His 1997-1998 teams performed the astonishing feat of going an entire calendar year without a defeat (12/15/97-12/13/98), at that time a league-record 18 consecutive wins.

- In 1998, Denver won a franchise-record 17 games (14 in the regular season), including a 13-0 start that resulted in Denver going an entire calendar year without a loss.

- The Broncos have dominated the AFC Western Division by posting more division titles (8), conference Championship Game appearances (7) and Super Bowl appearances (5) than any other club in the division.

- The Broncos have had 13 playoff appearances and just three losing seasons.
- Denver was the only AFC franchise to make three Super Bowl appearances in the 1980s.

- In addition to winning eight division titles, Mr. Bowlen's franchise has had regular-season win totals of 14, 13 (three times), 12 (twice), 11 (four times) and 10 (three times). Thirteen of the 14 best years in team history have come during Mr. Bowlen's ownership.

- When the Broncos won Super Bowl XXXII, they were the first AFC team to win in 14 years and just the second wild card team to win a Super Bowl under the NFL's present playoff system.

Pat Bowlen also has enjoyed tremendous off-the-field success as well.

- In Mr. Bowlen's 23 years of ownership, the Broncos have played 26 postseason games, all of which have been sold out.

- The Broncos have had a string of home sellouts for 38 consecutive years, longest in the AFC and second only to Washington in the NFC.

- The home game sellout streak is now at 300 consecutive regular and postseason games through the 2006 season.

- Denver has led the NFL in attendance over that 23-year period. The Broncos have drawn nearly 16 million fans to their home games from 1984-2006, highest in the NFL.

- Mr. Bowlen ushered in a new era in Denver Broncos football history in 2001 when the state-of-the-art INVESCO Field at Mile High opened. Mr. Bowlen contributed more than \$150 million to the construction of the new stadium.

- Mr. Bowlen has worked closely with Head Coach Mike Shanahan in maintaining the Broncos' roster in the era of free agency that has resulted in unprecedented player stability.

- In addition to his role with the Broncos, Mr. Bowlen was a key figure in securing the league's labor and TV contracts. He is currently Chair of the prestigious NFL Broadcasting Committee and is a member of the NFL Compensation Committee as well as the NFL Network Operations Committee. He also serves on the NFL Management Council, Pro Football Hall of Fame and Los Angeles Working Group committees.

- In his current role as Chair of the NFL Broadcast Committee, Mr. Bowlen was responsible for the negotiations on the NFL's \$18 billion TV contract, the most lucrative single-sport contract in history.

- He was responsible for the Broncos' headquarters, the Paul D. Bowlen Memorial Centre, a 90,000 square foot modern office and training facility located on the team's 13.5 acre complex in Dove Valley, Arapahoe County. The facility is named after Pat Bowlen's father. The Broncos moved into the new facility on March 5, 1990. Over the past three offseasons, an extensive remodeling and expansion plan was implemented, assuring that the team headquarters would remain at the top level of NFL training facilities.

Pat Bowlen was born in Praire du Chien, Wis., where he attended high school. He went on to the University of Oklahoma, earning degrees in both business (1965) and law (1968). After successful careers in oil, gas and real estate, he purchased the Denver Broncos in 1984.

He is chairman of the board of the Denver Broncos Charities Fund and in that capacity has donated more than \$25 million to charitable organizations in the Denver area since the inception of that fund in 1993. Mr. Bowlen served as the Honorary Chairman of the Colorado Special Olympics for 19 years and was the organization's Outstanding Celebrity in 1993. Mr. Bowlen has served as the Honorary Chairman of the Stadium Stampede (formerly the Colorado Family Classic) to benefit St. Joseph's Hospital Foundation for 23 years, and this is his 13th year as Honorary Chairman of the Capuchin Friars Brown Robe Benefit fundraising dinner. He also is Honorary Chairman of the Cherish the Children Gala, chaired the 1989 Centennial Scholarship rally at the University of Northern Colorado in Greeley and was Co-Chairman of the Rose Medical Center Critical Care Campaign from 1986-89.

In addition, Mr. Bowlen was elected to the University of Denver Board of Trustees in 1987. He is currently a member of the DU Athletic Affairs Committee. His previous DU committee memberships include the Institutional Advancement Committee and Institutional Advancement/University Relations subcommittee. He also was named to the Colorado Academy Board of Trustees in 1991. He has been a member of the American Ireland Fund Dinner Committee for the past 16 years and a Trustee for the Irish Community Center for eight years. He serves on the Board of Trustees of the Hawaii Maritime Center and was the 1992 honoree at the American Ireland Fund Dinner.

Mr. Bowlen is a member of several other clubs and societies, including the Chief Executive's Organization, the Alberta Bar Association and the Law Society of Alberta. He also was a past member of the Young President's Organization.

Mr. Bowlen maintains an active lifestyle and exercises extensively as part of his daily regimen. He has competed in the Ironman Triathlon—an event in which one must swim 2.4 miles, ride 112 miles on a bicycle and run 26.2 miles, all consecutively—as well as in other triathlon races and several marathons.

THE BOWLEN ERA

AFC WEST TEAM COMPARISON 1984-2006

WORLD CHAMPIONSHIPS

Denver	.2
Kansas City	.0
Oakland	.0
San Diego	.0

SUPER BOWL APPEARANCES

Denver	.5
Oakland	.1
San Diego	.1
Kansas City	.0

CONFERENCE CHAMPIONSHIP APPEARANCES

Denver	.7
Oakland	.3
Kansas City	.1
San Diego	.1

DIVISION TITLES


Denver	.8
Oakland	.5
Kansas City	.4
San Diego	.4

PLAYOFF APPEARANCES

Denver	.13
Kansas City	.10
Oakland	.8
San Diego	.5

WINNING SEASONS

Denver	.16
Kansas City	.14
Oakland	.9
San Diego	.6



Mike Shanahan is one of just six head coaches in the history of the NFL to win back-to-back Super Bowls, with Denver's victory over Green Bay in Super Bowl XXXII followed by its defeat of Atlanta in Super Bowl XXXIII. No head coach in the NFL has won more games than Shanahan's 131 total victories over the last 12 seasons, and he has compiled a 74-22 home record in the regular season, including three consecutive undefeated campaigns from 1996-98 and in 2005.



MIKE SHANAHAN

EXECUTIVE VICE PRESIDENT OF FOOTBALL OPERATIONS/HEAD COACH

Mike Shanahan in 2007 begins his 13th season as head coach of the Denver Broncos, a franchise that he has guided to two Super Bowl victories along with the most regular-season wins in the NFL during his tenure with the club.

Shanahan's 123 regular-season victories with Denver mark the 11th most by a head coach with one franchise in NFL history. Among the 10 coaches who have more wins with one club than Shanahan, all nine who are eligible for the Pro Football Hall of Fame have been honored with membership to the game's

most exclusive club. Shanahan's achievements with the Broncos include two World Championships, seven trips to the postseason and nine winning seasons that have helped position the 47-year-old franchise among the most successful and highly regarded in all of professional sports.

With two Super Bowl wins and only one losing season in 12 years with the Broncos, Shanahan has etched his name among the NFL's coaching greats. He joins Hall of Fame coaches Paul Brown and John Madden as one of only three coaches in the 87-year history of professional football to have more championships than losing seasons with one team among those with at least 10 years with that club. Shanahan, whose standard continually has raised the expectations of the football team and entire Denver Broncos organization, begins the 2007 campaign with the 17th most career wins (139) by a head coach in NFL history.

A dynamic and disciplined leader who completely revitalized the Denver organization and has made the Broncos a model of how to deal successfully with the current personnel and financial dynamics of pro football, Shanahan is the focal point from which the entire organization takes its energy and direction. When the success of a leader is achieved, and repeated, in an atmosphere of great pressure and expectations, that leader is elevated to elite status. Shanahan has done that, is universally regarded at the highest level by the football community, and there is no proof of merit like the record itself.

Every successful team has one key leader, and those organizations that have achieved the greatest success have an ultimate leader—an individual combining exceptional talent and organizational skills with the dynamic drive to lead others to success. One of the most brilliant minds in football, Executive Vice President of Football Operations and Head Coach Mike Shanahan is that lightning rod for the Denver Broncos' championship history, and few coaches in NFL annals have spearheaded as much dramatic achievement.

Under Shanahan's superb guidance, the Broncos have had staggering team accomplishments since 1995, the scope of which is dramatically outlined by the following:

- Posted the most wins in pro football history in a two-year period (33 in 1997-98; New England since won 34 in 2003-04).
- Posted the most wins in pro football history in a three-year period (46 in 1996-98).
- Won the most postseason games in pro football history over a two-year period (seven, 1997-98).
- Won 18 consecutive games from 1997-98 to tie the all-time NFL record at that time for consecutive wins. The Broncos went undefeated for a calendar year during that streak from Dec. 15, 1997, until Dec. 13, 1998.
- Been undefeated for three consecutive regular seasons (1996-98) at home, becoming just the second team ever to be undefeated and untied at home in three consecutive years.
- Posted a 22-2 record in their last 24 games during the back-to-back title years.
- Scored the most points in the NFL (4,759 pts., 24.8 ppg.).
- Recorded the most rushing yards in the NFL (27,174 yds., 141.5 ypg.).
- Totaled the most overall yards in the NFL (69,186 yds., 360.3 ypg.).
- Registered the best home record in the NFL during regular-season play (74-22, .771).
- Posted a 71-3 (.959) record when scoring 30 or more points (including 4-0 in postseason).
- Posted a 41-1 (.976) record at home when scoring 30 or more points (including 2-0 in postseason).

Shanahan in 2006 coached through his 200th career regular-season game, and his 125 wins at that milestone tied for the third most by a coach in the Super Bowl era (since 1966). He also guided Denver to a winning season (9-7) for the fifth consecutive year to tie a franchise record.

In 2004, he joined the exclusive club of head coaches to post 100 wins in his first 10 seasons with one club, finishing the campaign and decade tied for fourth on this ultra-impressive list of 12 coaches, seven of whom are in the Pro Football Hall of Fame.

His stunning record as the Broncos' head coach places him in the legendary class of Vince Lombardi, Don Shula, Chuck Noll, Jimmy Johnson and Bill Belichick as one of six coaches with back-to-back Super Bowl championships. Lombardi, Shula and Noll already have been inducted into the Pro Football Hall of Fame.

No head coach in the NFL has won more games in the last 12 seasons than Mike Shanahan with his 131 victories, and his Broncos come into 2007 determined to return to Super Bowl contention—both of those qualities are directly attributable to leadership by arguably the finest head coach and most fertile football mind in the game today.

Those 131 wins by Mike Shanahan include seven consecutive in the playoffs (he is the only coach to have produced seven playoff wins in two years) during the 1997 and 1998 World Championship seasons, years in which he firmly established himself among the game's sideline greats. His postseason winning percentage is .615 on an 8-5 record.

He also has brought great stability to the Denver franchise with his 12 years with the club ranking as the second-longest tenure by an active NFL coach with his current team (trailing only Jeff Fisher of Tennessee, who has been the Titans' head coach for 13 seasons).

However, whether measured by record or tenure, he does not rest on his laurels, nor allow his team to even though in the past 12 seasons his overall record of accomplishment has been unmatched. His accomplishments since taking command of the Broncos are far greater than most coaches have achieved in entire careers, yet Shanahan does not live in the past but puts all his ample talents and energy into success for the present, thus stamping the 2007 Denver Broncos as a team to be reckoned with in the National Football League.

Despite the almost unparalleled level of success attained in the last 12 years, complacency and satisfaction are qualities completely foreign to Mike Shanahan, a brilliant coach and leader who is perpetually driven by the goal of taking his team back to the Super Bowl.

The Broncos stand as the perfect symbol of a team manifesting the personality of its head coach—maintaining discipline, focus, preparation, mental toughness and physical effort—all qualities indelibly stamped onto the franchise by Shanahan, whose superb guidance directed the Broncos to those victories in Super Bowls XXXII and XXXIII as well as an appearance in the AFC Championship Game in 2005.

Shanahan elevated his career and the Broncos to new levels in 1997 and 1998 as the intense and personable Denver Broncos head coach made his mark on Super Bowl history. He enters the 2007 campaign as one of only 12 all-time National Football League head coaches with two Super Bowl victories and one of three members of that exclusive fraternity actively coaching (along with Joe Gibbs of Washington and Bill Belichick of New England). Within that select group of 12 coaches, six have been inducted into the Pro Football Hall of Fame—the previously referenced Lombardi, Shula and Noll along with Gibbs, Bill Walsh and Tom Landry.

Following his magnificent 1998 season, the Broncos' coach was named AFC Coach of the Year by the Kansas City 101 Club and by the Touchdown Club of Columbus (his second time to be honored by each organization).

COACHES WITH 100 WINS FOR ONE CLUB THROUGH THE FIRST 10 SEASONS WITH THAT CLUB (INCLUDING PLAYOFFS)

HEAD COACH	YEARS	REG	OVERALL WINS		SUPER BOWL WINS
			POST	TOTAL	
1. Joe Gibbs, Washington (HOF)	1981-1990	101	12	113	2
2. John Madden, Oakland (HOF)	1969-1978	103	9	112	1
Don Shula, Miami (HOF)	1970-1979	104	8	112	2
4. Mike Shanahan, Denver	1995-2004	101	7	108	2
George Seifert, San Francisco	1989-1996	98	10	108	2
6. Mike Ditka, Chicago (HOF)	1982-1991	101	6	107	1
Marv Levy, Buffalo (HOF)	1986-1995	96	11	107	0
8. Bud Grant, Minnesota (HOF)	1967-1976	98	8	106	0
9. Bill Cowher, Pittsburgh	1992-2001	99	6	105	0
10. Marty Schottenheimer, K.C.	1989-1998	101	3	104	0
11. Bill Walsh, San Francisco (HOF)	1979-1988	92	10	102	3
12. Dennis Green, Minnesota	1992-2001	97	4	101	0

Note: (HOF) designates members of the Pro Football Hall of Fame.

He is the first coach in history to win two Super Bowl titles in his first four years coaching a team, and he is the only coach to have directed two different teams to a 500-point season (the 1998 Broncos scored 501 points, and Shanahan helped San Francisco in 1994 score 505 points). The 500-point mark has only been reached 10 times overall in pro football history.

The architect of San Francisco's offense in the 49ers' 1994 World Championship season, Shanahan not only can boast of three world titles in the past 13 years, but he is one of only 11 coaches ever to win Super Bowls with two different clubs.

Not only did Shanahan reach the aforementioned 100-win plateau in 2004, but in 1998 he reached his 40th win faster than any coach in franchise history, and in 2000 he reached his 50th win faster than any coach in franchise history. Team President and CEO Pat Bowlen heaped additional praise on his brilliant coach by naming him Vice President of Football Operations during the 1998 campaign.

While his seal of leadership already had been permanently ingrained into the entire Broncos organization, Shanahan took his first steps in the direction of legend in 1997 when he became only the second coach in pro football history to post four wins in one postseason.

In his third and fourth seasons at the helm of the Denver Broncos, Mike Shanahan led the Broncos to their first Super Bowl victories and in 1998 became the only coach in NFL history to fashion seven postseason wins in a two-year period.

Mike Shanahan has that exceptional postseason record of 8-5, which added to a regular-season mark of 123-69 give him a combined record of 131-74 (an outstanding .639 winning percentage) in 12 years as head coach of the Broncos. His record and winning percentage are the best by a head coach in Denver history and include a staggering 74-22 (.771) home record in regular-season play. His winning percentage in six years at Mile High Stadium (1995-2000) was .813 to mark the third best by one coach in one stadium in NFL history.

Since Shanahan took over the Broncos' coaching reins in 1995, Denver has scored 30 or more points 42 times (twice in postseason) at home and 20 or more points 85 times (five times in playoff action) at home in 96 regular season and six playoff games. Including road games, the Broncos have scored 30 or more points 74 times (including four times in the playoffs) and 20 or more points 151 times (including nine times in the playoffs) in the 192 regular-season games and 13 postseason games under him. As noted above, Denver's record in the 74 games in which it has scored 30 or more points under Shanahan is an amazing 71-3 (which includes 4-0 in playoff competition), including a 41-1 mark (which includes a 2-0 playoff record) at Mile High Stadium and INVESCO Field at Mile High.

Renowned for his organizational ability and recognized as one of the brightest offensive strategists in football, Shanahan has restructured both the team and the entire football operations department of the Broncos to deal successfully with the new personnel and financial dynamics of pro football.

Over the last 15 years (12 in Denver and the previous three in San Francisco), Mike Shanahan's offenses have finished number one in the NFL four times, second twice, third three times and fourth once. In two of those campaigns, Denver was just 17 and 83 yards short of the number one spot.

Since 1995, his first year in Denver as head coach of the Broncos, Denver has stressed the running game as one of the keys to football's most prolific offense. In those 12 seasons, the Broncos have led the NFL in rushing yards (27,174) and scored the most points in the league (4,759) while leading the NFL in total offense with 69,186 yards. As those statistics would indicate, this has been by far the most prolific 12-year offensive period in franchise history.

In 1998, the defending world champions stormed to their second consecutive title with an offense that scored 501 points and finished third in the NFL in total yards while the defense had another spectacular postseason, allowing just 25 points and two touchdowns while sparking a remarkable +12 turnover ratio (13 takeaways, 1 giveaway) in the playoffs.

The 1998 Broncos set team records with 14 regular season and 17 overall wins, starting off with a stunning 13-0 record and marking Denver as a team that went an entire calendar year without a loss.

MOST REGULARSEASON WINS BY A COACH THROUGH FIRST 200 GAMES (SINCE SUPER BOWL ERA BEGAN IN 1966)

HEAD COACH	YEARS	WINS
1. Joe Gibbs (HOF)	1981-92, '04	130
Bud Grant (HOF)	1967-80	130
3. Mike Shanahan	1988-89, '95-06	125
Chuck Knox	1973-86	125
Marty Schottenheimer	1984-96	125
6. Chuck Noll (HOF)	1969-82	123

Note: (HOF) designates members of the Pro Football Hall of Fame.

COACHES WITH MORE CHAMPIONSHIPS THAN LOSING SEASONS WITH THAT CLUB (MIN. 10 SEASONS)

HEAD COACH	TEAM	YEARS	WORLD CHAMP.	LOSING SEASONS
Mike Shanahan	Denver	1995-Pres.	2	1
Paul Brown (HOF)	Cleveland	1946-62	3	1
John Madden (HOF)	Oakland	1969-78	1	0

Note: (HOF) designates members of the Pro Football Hall of Fame.

Ten Broncos were named to the Pro Bowl following that magnificent season, but throughout it all Shanahan's inspired direction was nationally recognized as the driving force behind the back-to-back World Champion Broncos.

He directed a Denver offense that scored a total of 583 points (29.2 per game) during the entire 1997 season, the fifth-highest total in NFL history at the time (currently ninth all-time) and the second-highest total in AFC history at the time (currently third all-time) for a combined regular season and postseason. Of course, Shanahan's Broncos in 1998 topped that mark by producing 596 regular season and postseason points. The all-time high of 636 points came from the 1994 World Champion San Francisco 49ers, for whom Shanahan was the offensive coordinator.

He led his team to a 12-4 regular season record in 1997, marking the first time in franchise history that the Broncos won 12 or more games in back-to-back seasons.

His high-powered offense reached 30 points a franchise record nine times during the 1997 regular season and twice in the postseason. Denver also broke the franchise record for most points in a season (previously 391 in 1996) in just its 13th game of 1997 and broke the record for most touchdowns in a season (previously 47 in 1996) in just its 14th game.

The Broncos stormed through 1997 postseason play to their eventual World Championship with a home win over Jacksonville and subsequent road victories at Kansas City and Pittsburgh, defeating those Super Bowl contenders in their home parks on back-to-back weeks and answering any lingering questions about the status of Denver as the best team in the American Football Conference.

It has been widely documented that the Broncos posted one of the greatest upsets in Super Bowl history in 1997 against Green Bay, played in perhaps the best Super Bowl game ever, and ended the National Football Conference's 13-year domination in the NFL's Championship Game.

The Broncos earned their win—in fact, their four postseason wins in 1997—in convincing style. Under Mike Shanahan's steady control and forceful leadership, the Broncos had no question that they were the best team in football, and their postseason performance reflected that belief every step of the way.

In 1997 postseason play, Denver scored nine touchdowns in nine goal-to-go situations, including four-of-four in Super Bowl XXXII. Conversely, opponents started six drives in Denver territory in the postseason, netting just six points (two field goals).

Denver scored 13 touchdowns in 16 red zone opportunities in the postseason and of the Broncos' 46 postseason possessions, Denver scored 16 times (14 touchdowns and two field goals), accomplishing that feat against teams with a combined record of 51-16 at the time of each game.

The Broncos had posted the biggest win by a sports team in Colorado history and one of the most significant in NFL history against the Packers in Super Bowl XXXII, all with Shanahan pointing the way. The Broncos had entered the playoffs as a wild card, but their head coach never let the team's compass waver even slightly from the only goal he had ever set.

Under Shanahan's tutelage, the Broncos led the entire NFL in total offense in 1996 after having rewritten the Denver record books in 1995.

Shanahan in 1996 led his club to a 13-3 record that was the best in the NFL as well as the finest record in Denver history, earning both NFL Coach of the Year (Touchdown Club of Columbus) and AFC Coach of the Year (Kansas City 101 Club) honors that season.

His team's performance in 1996 gave notice that this is a regime driven by a single goal, that of taking the Broncos to the pinnacle of pro football success. The Broncos were undefeated in October and November as they ultimately built their record to 12-1 in clinching their division title and playoff berth on Dec. 1, thus becoming one of the earliest teams to clinch in NFL history. In clinching home-field advantage as well on Dec. 1, the Broncos joined the 1985 Chicago Bears as the only two teams in the past 27 years to accomplish that by Week 13.

While the disappointment of Denver's 1996 playoff loss to Jacksonville gripped Shanahan as much as it did the entire region, it also served to further his resolve to return the Broncos to that level once again.

In his first season as the Denver Broncos' head coach in 1995, Shanahan improved the team to a .500 record (8-8) and contention in the very competitive AFC West while immediately stamping the

Denver offense with his signature as the most productive unit in the AFC, finishing third in the entire NFL. Under Shanahan in 1995, the Broncos had the best offense in franchise history, breaking team records in points scored (388), total yardage (6,040), total passing yardage (4,260), first downs passing (205) and highest average gain per play (5.7) while tying the team records for touchdown passes (27) and average gain per rush (4.5). At the same time, the Broncos' defense improved 13 positions, from last in the NFL the previous year to 15th under Shanahan's leadership.

Denver Broncos President and Chief Executive Officer Pat Bowlen named Mike Shanahan as Head Coach of his NFL franchise on Jan. 31, 1995, ushering in a new era for a team that has made five Super Bowl appearances under Bowlen's ownership. The Broncos' head coach has complete control of all aspects of football operations.

Shanahan, 55, came to Denver from the World Champion San Francisco 49ers, where he served as offensive coordinator for three seasons (1992-94). The 49ers' offense reached astonishing levels under his leadership. San Francisco's three-year offensive averages under Shanahan's direction were the most productive in the history of pro football. His three-year averages included being number one in the NFL in total points (an average of 469.7 per year), total touchdowns (61), rushing touchdowns (24), passing touchdowns (32), third-down efficiency (48.5%), total offense (6,230 yds.) and average yards per play (6.2).

His three-year period as offensive coordinator included the 49ers setting numerous team records during that time, including the first time ever that San Francisco led the NFL in total offense in consecutive seasons (1993 and 1994) along with remarkable records for most touchdowns (66), passing yards (4,302), total offense (6,435 yds.), first downs (372), completion percentage (70.3) and average yards per play (6.3).

San Francisco quarterback Steve Young re-wrote many NFL passing records and was named the NFL Most Valuable Player twice in his three years under Shanahan's guidance in addition to throwing for six touchdowns and earning Super Bowl XXIX Most Valuable Player honors.

During his NFL career, Shanahan has been a part of teams that have played in 10 AFC or NFC Championship Games. He also has coached in six Super Bowls—five with Denver and the Super Bowl XXIX game with San Francisco. In his nine seasons coaching at the collegiate level, Shanahan's teams participated in eight bowl games, winning two national championships.

A driving force behind the Broncos' offense for all three of their Super Bowl appearances in the 1980s (following the 1986, 1987 and 1989 seasons), he first came to Denver in 1984 as coach of the club's wide receivers. He served as offensive coordinator from 1985-87 and then returned to Denver as quarterbacks coach on Oct. 16, 1989, after serving as head coach of the Los Angeles Raiders in 1988 and through the first four games of the 1989 campaign. Shanahan inherited a team that was 5-10 in 1987 and improved it to 7-9 his first season. After starting 1-3 the following year, he was fired.

His second stint in Denver included not only the 1989 Super Bowl appearance by the Broncos but the team's fourth AFC Championship Game appearance of the Bowlen era (1991 at Buffalo) with Shanahan again serving as offensive coordinator.

A native of Oak Park, Ill. (8/24/52), Michael Edward Shanahan attended East Leyden High School in Franklin Park, where he earned numerous honors. In a student body population of 2,500, Shanahan was voted athlete of the year as well as most valuable player in both football and track. He also set a single-game school record with 258 rushing yards on 17 carries (a 15.2-yard average).

He received a scholarship to Eastern Illinois University, where he played quarterback and lost a kidney in the spring game of his junior year, which began his coaching career a year earlier than was intended. Shanahan also received his bachelor's and master's degrees at EIU.

He began his coaching career at Oklahoma in 1975-76, and the school won the national championship in his first year on its staff.

Shanahan was Northern Arizona's backfield coach in 1977 at the age of 24, and the Lumberjacks averaged a school-record 391.1 yards per game that season. A year later, Shanahan returned to Eastern Illinois as offensive coordinator and helped guide his alma mater to the Division II title. The year before Shanahan's arrival, the team was 1-10. In 1979, he served as offensive coordinator at Minnesota, where he implemented the run-and-shoot offense to help the Golden Gophers set 40 school offensive records.

Shanahan moved on to Florida the following year, inheriting the second poorest offense in Division I football as well as a team record of 0-10-1. In Shanahan's four years at Florida, the team broke many offensive school records and went to four consecutive bowl games. During his stint as a college coach, his teams had a combined record of 78-29-2.

Recognized as one of the most dynamic offensive minds in the game, Shanahan thus was an assistant coach in college at age 21, an offensive coordinator at the Division I level by 25 and at the NFL level at 32 in his first Denver stint.

Mike and his wife Peggy have two children—son Kyle and daughter Krystal. Kyle is a graduate of the University of Texas and is the Houston Texans' quarterbacks coach. Krystal also is a graduate of the University of Texas.

MIKE SHANAHAN YEAR-BY-YEAR

Yrs.	Position	Team	Reg. Season	Postseason (record)
			Record	
1975	Assistant Coach	University of Oklahoma	10-1	National Championship (1-0)
1976	Assistant Coach	University of Oklahoma	9-2	Fiesta Bowl (1-0)
1977	Backfield Coach	Northern Arizona	9-2	Playoffs (0-1)
1978	Offensive Coordinator	Eastern Illinois	9-2	National Championship (3-0)
1979	Offensive Coordinator	University of Minnesota	4-6-1	
1980	Offensive Coordinator	University of Florida	8-3	Tangerine Bowl (0-1)
1981	Offensive Coordinator	University of Florida	7-4	Peach Bowl (0-1)
1982	Offensive Coordinator	University of Florida	8-3	Bluebonnet Bowl (0-1)
1983	Asst. Head Coach/Off. Coord.	University of Florida	8-2-1	Gator Bowl (1-0)
1984	Receivers Coach	Denver Broncos	13-3	Playoffs (0-1)
1985	Offensive Coordinator	Denver Broncos	11-5	
1986	Offensive Coordinator	Denver Broncos	11-5	Super Bowl XXI (2-1)
1987	Offensive Coordinator	Denver Broncos	10-4-1	Super Bowl XXII (2-1)
1988	Head Coach	Los Angeles Raiders	7-9	
1989	Head Coach	Los Angeles Raiders	1-3	
1989	Quarterbacks Coach	Denver Broncos	6-4	Super Bowl XXIV (2-1)
1990	Quarterbacks Coach	Denver Broncos	5-11	
1991	Offensive Coordinator	Denver Broncos	12-4	AFC Champ. Game (1-1)
1992	Offensive Coordinator	San Francisco 49ers	14-2	NFC Champ. Game (1-1)
1993	Offensive Coordinator	San Francisco 49ers	10-6	NFC Champ. Game (1-1)
1994	Offensive Coordinator	San Francisco 49ers	13-3	World Championship (3-0)
1995	Head Coach	Denver Broncos	8-8	
1996	Head Coach	Denver Broncos	13-3	Playoffs (0-1)
1997	Head Coach	Denver Broncos	12-4	World Championship (4-0)
1998	Head Coach	Denver Broncos	14-2	World Championship (3-0)
1999	Head Coach	Denver Broncos	6-10	
2000	Head Coach	Denver Broncos	11-5	Playoffs (0-1)
2001	Head Coach	Denver Broncos	8-8	
2002	Head Coach	Denver Broncos	9-7	
2003	Head Coach	Denver Broncos	10-6	Playoffs (0-1)
2004	Head Coach	Denver Broncos	10-6	Playoffs (0-1)
2005	Head Coach	Denver Broncos	13-3	AFC Champ. Game (1-1)
2006	Head Coach	Denver Broncos	9-7	

Breakdown of Mike Shanahan's record coaching football:

	W	L	T	(Pct.)
Shanahan's regular season record as an NFL Head Coach	131	81		(.618)
Shanahan's postseason record as an NFL Head Coach	8	5		(.615)
Shanahan's overall record as an NFL Head Coach	139	86		(.618)
Shanahan's regular season record as an NFL assistant coach	105	47	1	(.690)
Shanahan's postseason record as an NFL assistant coach	12	7		(.632)
Shanahan's overall record as an NFL assistant coach	117	54	1	(.683)
Shanahan's overall regular season NFL coaching record	236	128	1	(.648)
Shanahan's overall postseason NFL record	20	12		(.625)
Shanahan's overall record coaching in the NFL (reg. and postseason)	256	140	1	(.646)
Shanahan's regular season record as a collegiate assistant coach	72	25	2	(.737)
Shanahan's postseason record as a collegiate assistant coach	6	4		(.600)
Shanahan's overall record as a collegiate assistant coach	78	29	2	(.725)
Shanahan's overall record coaching football	334	169	3	(.663)

NOTING SHANAHAN'S ACCOMPLISHMENTS

Denver's Record the Best in NFL Since 1995 — In 12 seasons under Head Coach Mike Shanahan, the Broncos have compiled the NFL's best regular-season record.

TOP RECORDS AMONG NFL TEAMS, 1995-2006

(regular season only)

FRANCHISE	RECORD	PCT.
1. Denver Broncos	123-69-0	.641
2. Green Bay Packers	121-71-0	.630
3. New England Patriots	119-73-0	.620
4. Pittsburgh Steelers	117-74-1	.612
5. Indianapolis Colts	113-79-0	.589

Broncos' Offense Clicks Under Shanahan — Since 1995, Mike Shanahan's first year as head coach of the Broncos, Denver leads the NFL in rushing yards, total yards and points scored.

MOST RUSHING YARDS, 1995-2006

TEAM	YARDS
1. Denver	27,174
2. Pittsburgh	25,964
3. Kansas City	24,626
4. San Francisco	23,812
5. Jacksonville	23,412

MOST TOTAL YARDS, 1995-2006

TEAM	YARDS
1. Denver	69,186
2. Minnesota	68,080
3. Indianapolis	67,304
4. St. Louis	67,249
5. Green Bay	67,029

MOST POINTS, 1995-2006

TEAM	PTS.
1. Denver	4,759
2. Indianapolis	4,720
3. Green Bay	4,653
4. Kansas City	4,590
5. St. Louis	4,577

Shanahan in the Postseason — Mike Shanahan has made 15 ventures into the postseason, including seven as a head coach, having gone to the postseason as an assistant in 1984, 1986-87, 1989, 1991 (all with Denver) and 1992-94 (San Francisco), and as a head coach in 1996-98, 2000 and 2003-05 (Denver). He has coached in six Super Bowls and has earned three Super Bowl rings (1994 with San Francisco; 1997 and '98 as head coach with Denver). Shanahan has coached in 10 conference championship games, having won six of them (two as a head coach) and five of those six with Denver. His postseason winning percentage as a head coach is .615 on an 8-5 record. He was 12-7 in the post-season as an assistant, including a 7-5 mark with the Broncos. Shanahan's postseason mark of 8-5 (.615) ranks No. 1 in terms of winning percentage among all Broncos head coaches.

Shanahan Ranks Among the Best in the Super Bowl — With Denver's victory over Atlanta in Super Bowl XXXIII, Mike Shanahan claimed his second Super Bowl title in his first four years as Broncos head coach, tied for the fastest in NFL history to post two Super Bowl victories.

QUICKEST TO WIN TWO SUPER BOWLS WITH ONE TEAM

HEAD COACH	TEAM	YEARS IN WHICH 1ST AND 2ND WINS CAME	GAMES WON
1. Mike Shanahan	Denver	3rd and 4th	XXXII, XXXIII
Bill Belichick	New England	2nd and 4th	XXXVI, XXXVIII
Don Shula	Miami	3rd and 4th	VII, VIII
4. Jimmy Johnson	Dallas	4th and 5th	XXVII, XXVIII
Tom Flores	Oakland/L.A.	2nd and 5th	XV, XVIII

Shanahan Sets Broncos All-Time Wins Mark — With Denver's 12-10 win against Baltimore on Dec. 11, 2005, Mike Shanahan became the Broncos' all-time leader in career victories with his 118th win. His 131 career wins entering the 2007 season are the most by a coach in Broncos history.

CAREER WINS BY BRONCOS HEAD COACHES, ALL-TIME

HEAD COACH	YEARS	REG.	POST.	CAREER RECORD
1. Mike Shanahan	1995-Pres.	123-69-0	8-5	131-74-0 (.639)
2. Dan Reeves	1981-92	110-73-1	7-6	117-79-1 (.596)
3. Red Miller	1977-80	40-22-0	2-3	42-25-0 (.627)
4. John Ralston	1972-76	34-33-3	0-0	34-33-3 (.507)
5. Lou Saban	1967-71	20-42-3	0-0	20-42-3 (.331)

NOTING SHANAHAN'S ACCOMPLISHMENTS, CONT.

Shanahan Among NFL Leaders in Career Wins — Broncos Head Coach Mike Shanahan enters the 2007 season ranked 17th in NFL history in career victories with 139 total wins.

TOP 25 NFL HEAD COACHES IN OVERALL CAREER VICTORIES

COACH	YRS.	REGULAR SEASON				POSTSEASON			OVERALL			
		W	L	T	Pct.	W	L	Pct.	W	L	T	Pct.
1. Don Shula (HOF)	33	328	156	6	.677	19	17	.528	347	173	6	.666
2. George Halas (HOF)	40	318	148	31	.682	6	3	.667	324	151	31	.682
3. Tom Landry (HOF)	29	250	162	6	.607	20	16	.556	270	178	6	.603
4. Earl Lambeau (HOF)	33	226	132	22	.631	3	2	.600	229	134	22	.631
5. Chuck Noll (HOF)	23	193	148	1	.566	16	8	.667	209	156	1	.572
6. Marty Schottenheimer	21	200	126	1	.613	5	13	.278	205	139	1	.596
7. Dan Reeves	23	190	165	2	.535	11	9	.550	201	174	2	.536
8. Chuck Knox	22	186	147	1	.558	7	11	.389	193	158	1	.550
9. Bill Parcells	19	172	130	1	.569	11	8	.579	183	138	1	.570
10. Paul Brown (HOF)	21	166	100	6	.624	4	8	.333	170	108	6	.612
11. Bud Grant (HOF)	18	158	96	5	.621	10	12	.455	168	108	5	.608
12. Joe Gibbs (HOF)	15	145	87	0	.625	17	6	.739	162	93	0	.635
13. Bill Cowher	15	149	90	1	.623	12	9	.571	161	99	1	.619
14. Mike Holmgren	15	147	93	0	.613	12	10	.545	159	103	0	.607
15. Marv Levy (HOF)	17	143	112	0	.561	11	8	.579	154	120	0	.562
16. Steve Owen (HOF)	23	151	100	17	.602	2	8	.200	153	108	17	.586
17. Mike Shanahan	14	131	81	0	.618	8	5	.615	139	86	0	.618
18. Hank Stram (HOF)	17	131	97	10	.574	5	3	.625	136	100	10	.576
19. Weeb Ewbank (HOF)	20	130	129	7	.502	4	1	.800	134	130	7	.508
20. Mike Ditka (HOF)	14	121	95	0	.560	6	6	.500	127	101	0	.557
21. Dick Vermeil	15	120	109	0	.524	6	5	.545	126	114	0	.525
22. Jim Mora	15	125	106	0	.541	0	6	.000	125	112	0	.527
23. George Seifert	11	114	62	0	.648	10	5	.667	124	67	0	.649
24. Sid Gillman (HOF)	18	122	99	7	.552	1	5	.167	123	104	7	.542
25. George Allen (HOF)	12	116	47	5	.712	2	7	.222	118	54	5	.686

Note: (HOF) designates members of the Pro Football Hall of Fame.

Shanahan Among NFL Leaders in Career Wins with One Team — Mike Shanahan's 123 career regular-season wins in 12 years as Denver's head coach mark the 11th most by a head coach with one team in NFL history.

MOST REGULAR-SEASON WINS WITH ONE TEAM, NFL HISTORY

COACH	TEAM	YEARS	WINS
1. George Halas (HOF)	Bears	1920-29, '33-42, '46-55, '58-67	318
2. Don Shula (HOF)	Dolphins	1970-95	257
3. Tom Landry (HOF)	Cowboys	1960-88	250
4. Earl Lambeau (HOF)	Packers	1921-49	209
5. Chuck Noll (HOF)	Steelers	1969-91	193
6. Bud Grant (HOF)	Vikings	1967-83, '85	158
7. Steve Owen (HOF)	Giants	1930-53	151
8. Bill Cowher	Steelers	1992-2006	149
9. Joe Gibbs (HOF)	Redskins	1981-92, 2004-Pres.	145
10. Hank Stram (HOF)	Chiefs	1960-74	124
11. Mike Shanahan	Broncos	1995-Pres.	123

Note: (HOF) designates members of the Pro Football Hall of Fame.

SHANAHAN VS. THE NFL

	REGULAR SEASON						POSTSEASON					
	OVERALL		HOME		AWAY		OVERALL	HOME	AWAY	NEUTRAL		
AFC West	W	L	W	L	W	L	W	L	W	L	W	L
Denver	2	1	1	0	1	1	0	0	0	0	0	0
Kansas City	13	14	10	3	3	11	1	0	1	0	0	0
Oakland	19	5	10	2	9	3	0	0	0	0	0	0
San Diego	19	8	12	2	7	6	0	0	0	0	0	0
TOTALS	53	28	33	7	20	21	1	0	1	0	0	0
AFC East	W	L	W	L	W	L	W	L	W	L	W	L
Buffalo	4	1	2	0	2	1	0	0	0	0	0	0
Miami	1	6	1	2	0	4	1	0	0	0	0	0
New England	8	3	4	2	4	1	1	0	0	0	0	0
New York Jets	3	2	2	1	1	1	1	0	0	0	0	0
TOTALS	16	12	9	5	7	7	3	0	3	0	0	0
AFC North	W	L	W	L	W	L	W	L	W	L	W	L
Baltimore	3	3	3	1	0	2	0	1	0	0	1	0
Cincinnati	5	3	2	1	3	2	0	0	0	0	0	0
Cleveland	3	0	2	0	1	0	0	0	0	0	0	0
Pittsburgh	2	1	1	0	1	1	1	1	0	1	0	0
TOTALS	13	7	8	2	5	5	1	2	0	1	1	0
AFC South	W	L	W	L	W	L	W	L	W	L	W	L
Houston	1	0	1	0	0	0	0	0	0	0	0	0
Indianapolis	2	3	1	2	1	1	0	2	0	0	2	0
Jacksonville	3	2	2	0	1	2	1	1	1	0	0	0
Tennessee	1	2	0	0	1	2	0	0	0	0	0	0
TOTALS	7	7	4	2	3	5	1	3	1	1	0	0
AFC TOTALS	89	54	54	16	35	38	6	5	4	2	2	0
NFC West	W	L	W	L	W	L	W	L	W	L	W	L
Arizona	4	0	2	0	2	0	0	0	0	0	0	0
St. Louis	2	3	2	1	0	2	0	0	0	0	0	0
San Francisco	3	2	1	1	2	1	0	0	0	0	0	0
Seattle	11	8	6	4	5	4	0	0	0	0	0	0
TOTALS	20	13	11	6	9	7	0	0	0	0	0	0
NFC East	W	L	W	L	W	L	W	L	W	L	W	L
Dallas	3	1	1	0	2	1	0	0	0	0	0	0
New York Giants	1	2	1	0	0	2	0	0	0	0	0	0
Philadelphia	2	1	2	0	0	1	0	0	0	0	0	0
Washington	3	1	2	1	1	0	0	0	0	0	0	0
TOTALS	9	5	6	1	3	4	0	0	0	0	0	0
NFC North	W	L	W	L	W	L	W	L	W	L	W	L
Chicago	1	1	1	1	0	0	0	0	0	0	0	0
Detroit	2	0	1	0	1	0	0	0	0	0	0	0
Green Bay	1	2	1	0	0	2	1	0	0	0	0	1
Minnesota	1	2	0	1	1	1	0	0	0	0	0	0
TOTALS	5	5	3	2	2	3	1	0	0	0	1	0
NFC South	W	L	W	L	W	L	W	L	W	L	W	L
Atlanta	2	2	1	2	1	0	1	0	0	0	1	0
Carolina	2	0	2	0	0	0	0	0	0	0	0	0
New Orleans	2	1	0	0	2	1	0	0	0	0	0	0
Tampa Bay	2	1	1	0	1	1	0	0	0	0	0	0
TOTALS	8	4	4	2	4	2	1	0	0	0	1	0
NFC TOTALS	42	27	24	11	18	16	2	0	0	0	2	0
NFL TOTALS	131	81	78	27	53	54	8	5	4	2	2	0

TED SUNDQUIST

GENERAL MANAGER



Ted Sundquist begins his 16th year with the Denver Broncos in 2007 and his sixth season as the club's general manager, having been named to that position in 2002 after 10 years in player personnel for the National Football League team.

Since being named the Broncos' general manager on Jan. 28, 2002, Sundquist has helped Denver post the NFL's fourth-best regular-season record (51-29 / .638) during the last five years. Denver has reached the playoffs three times with Sundquist as general manager, including the 2005 season in which the AFC West champion Broncos hosted the AFC Championship Game. In addition, Sundquist has managed a personnel department during a time when the Broncos have tied a franchise record by posting a winning season for five consecutive years.

During five seasons with Sundquist as general manager, the Broncos have been one of the NFL's most aggressive clubs in terms of player acquisition. Denver has acquired 53 players who were former first or second round picks in the NFL Draft and completed the fourth-most trades (24) involving players as of June 2007 with Sundquist leading its personnel department.

One of the youngest major personnel executives in the NFL when he became Denver's general manager in 2002, Sundquist holds the responsibility of negotiating player contracts and managing the football operations department's \$150 million budget. He also oversees the Broncos' entire player personnel department, including all pro and college operations.

In addition to supervising pro and college scouting, Sundquist is responsible for salary cap and contract analysis, video and football technologies, equipment, operations, training and medical personnel, training camp and turf management. He is charged with establishing and implementing policies and practices within those departments of football operations.

Sundquist is involved in all areas of financial planning and with respect to personnel decisions related to the signing of free agents, the selection of players in the college draft, trades, waivers and other football-related activities, including the long-term management of Denver's salary cap.

For the past 11 years, during which time the Broncos have been one of NFL's most successful organizations, Sundquist has evaluated every draftable player and endorsed such standouts as Terrell Davis, Mike Anderson, Trevor Pryce, Ian Gold, Al Wilson, D.J. Williams, Domonique Foxworth and Jay Cutler. He also has had success with several undrafted free agents such as Matt Lepsis and Lenny Walls, who both developed into starters for the club, and Mike Bell, who in 2006 recorded one of the best seasons by an undrafted rookie running back in league history.

As general manager, Sundquist has been instrumental in the acquisition of many successful free agents, including quarterback Jake Plummer (2003), safety John Lynch (2004), tight end Stephen Alexander (2005), defensive end Kenard Lang (2006), tight end Daniel Graham (2007) and running back Travis Henry (2007). He also has made upgrades to the club through trades that have brought the Broncos such players as seven-time Pro Bowl cornerback Champ Bailey (2004), defensive tackle Gerard Warren (2005), wide receiver Javon Walker (2006), cornerback Dré Bly (2007) and defensive tackle Jimmy Kennedy (2007).

Sundquist led a front office that was one of the NFL's most aggressive in the 2007 offseason through trades, free agency and the NFL Draft. Denver opened up free agency by obtaining Bly, a two-time Pro Bowl choice, in a trade with Detroit on the first day of the league year. A few days later, the club agreed to terms with Henry, a three-time 1,000-yard running back, and Graham, who was regarded by many as one of the top unrestricted free agents available. Sundquist also significantly upgraded the Broncos' depth in signing free-agent quarterback Patrick Ramsey and wide receiver Brandon Stokley while adding one of the top run defenders in the National Football League in three-time Pro Bowl defensive tackle Sam Adams.

During the first day of the 2007 NFL Draft, the Broncos moved up four places in the first round to select University of Florida defensive end Jarvis Moss with the 17th overall pick. A day later, Sundquist led Denver's efforts to obtain a fourth-round pick to choose Florida defensive tackle Marcus Thomas.

The 2006 NFL Draft saw the Broncos' personnel department upgrade the club for both the present and future. Sundquist orchestrated a trade with St. Louis that allowed the Broncos to move up four spots in the first round of the draft to select Cutler with the 11th overall pick. The talented signal-caller started the Broncos' final five games of the season and became the first rookie in NFL history to throw at least two touchdown passes in each of his first four games.

Denver also acquired Walker from Green Bay on the first day of the 2006 NFL Draft in exchange for a second-round pick, and the wide receiver totaled 1,084 receiving yards in his first year with the club.

During the 2005 offseason, Sundquist led Denver's acquisition of two players who were recent top-3 NFL Draft choices in Cleveland defensive linemen Courtney Brown (free agent) and Warren (trade). The Broncos' 2005 draft class also made major contributions to the club's 13-3 finish that year with cornerbacks Darrent Williams (2nd round) and Foxworth (3rd round) starting nine and seven games, respectively.

Sundquist spent six very successful seasons (1996-2001) as the Broncos' director of college scouting before being named general manager. He apprenticed under the Broncos' late college scouting direc-

tor Jerry Frei in 1995 and was a pro and college scout for the club from 1993-94.

At age 45, Sundquist has already established himself as one of the league's top player personnel evaluators. A testament to this first came in 1997 when Sundquist was selected to sit on the five-member Executive Committee of National Football Scouting, Inc., for which he now serves on the Board of Directors. He also is a member of the selection committee for the annual National Invitational Camp, which is commonly referred to as the NFL's Scouting Combine, and sits on the NFL's College Advisory Committee as well as the NFL Europa Committee.

Sundquist, who earned a master's degree in public administration from the University of Colorado in 1992, joined the Broncos after working at the U.S. Air Force Academy. A graduate of the school, Sundquist was a member of the Air Force Academy's football coaching staff in 1989 and was the head coach of the USAFA Preparatory School from 1990-92.

Demonstrating a background more diverse than many in his profession, Sundquist was stationed in Berlin from 1986-88 as a flight commander for the 6912 Electronic Security Group. In that capacity, he supervised and directed 45 Air Force personnel as well as \$35 million worth of equipment. He also reported highly perishable defense information to Theater Tactical Commanders and briefed general officers and state department officials regarding flight operations.

Sundquist also was a member of the U.S. National Bobsled Team from 1984-88 and competed in the 1988 Olympic Trials. After playing football at the Air Force Academy, where he participated on two bowl teams and was selected team captain as a senior, he began his career in football on the school's coaching staff in 1984.

A Texas native, Sundquist played at Spring Woods High School in Houston with major-league pitching great Roger Clemens.

Sundquist was born May 1, 1962, in Houston. He and his wife, Amy, live in Parker, Colo.

COORDINATORS/ASSISTANT COACHES



MIKE HEIMERDINGER

ASSISTANT HEAD COACH/QUARTERBACKS

Mike Heimerdinger enters his second year as an assistant head coach for the Denver Broncos in 2007 and will have additional responsibilities coaching the club's quarterbacks. Heimerdinger has 12 years' experience as an NFL coach, including six with the Broncos, and has 32 years of overall coaching experience.

Heimerdinger joined the Broncos after spending six years as an offensive coordinator in the NFL with the New York Jets (2005) and Tennessee Titans (2000-04). The 54-year-old is in his second stint on the Broncos' coaching staff, having rejoined the club on Jan. 30, 2006, after helping Denver to victories in Super Bowl XXXII and XXXIII as its wide receivers coach from 1995-99.

As the Broncos' assistant head coach in 2006, Heimerdinger helped guide a Denver offense that was one of only three in the NFL to feature two running backs who totaled at least 670 rushing yards in Tatum Bell (1,025 yds.) and undrafted rookie Mike Bell (677 yds.). He also worked with quarterback Jay Cutler, who started Denver's final five games of the season and became the first rookie in league history to throw at least two touchdown passes in each of his first four games.

In 2005, Heimerdinger directed a Jets offense that was forced to use five different quarterbacks because of injuries and one that lost two starting linemen—including six-time Pro Bowl center Kevin Mawae—to injured reserve. New York's offense showed improvement toward the end of the year with first-year starting quarterback Brooks Bollinger compiling an 87.7 passer rating and leading the team to a 2-2 record in its final four games.

Heimerdinger also worked with running back Curtis Martin as the Jets' offensive coordinator in 2005, a year in which Martin became only the fourth player in NFL history to reach 14,000 career rushing yards. Martin finished the season with 735 rushing yards in 12 games as one of eight Jets offensive players whose year ended early on injured reserve.

As the Titans' offensive coordinator from 2000-04, Heimerdinger helped Tennessee's offense rank among the NFL's most productive and consistent units. Several Titans players also received prestigious individual accolades under Heimerdinger, most notably quarterback Steve McNair and the Associated Press Most Valuable Player Award he shared in 2003 with Colts signal-caller Peyton Manning.

Heimerdinger directed Tennessee's offense to two top-10 NFL rankings in overall yardage with a 343.8-yard average in 2003 and a 334.5-yard average in 2001, totals that both ranked eighth in the league. His offenses also placed in the top 5 of league rankings in time-of-possession in all five seasons, including No. 1 rankings in 2000 and '02. In addition, Tennessee converted 40.6 percent of its third-down attempts under Heimerdinger from 2000-04 to rank seventh in the NFL during that period.

Individually, six Titans offensive players earned a total of nine Pro Bowl selections under Heimerdinger. McNair compiled the highest quarterback rating (90.9) in the NFL from 2001-03 (min. 40 starts) while wide receiver Derrick Mason posted the sixth-highest receiving yards total (4,611 yds.) in the league from 2001-04.

Despite McNair missing eight games in 2004 with a sternum injury, Heimerdinger's offense still featured a 1,000-yard rusher (Chris Brown) and two 1,000-yard receivers (Drew Bennett and Mason). Mason led all NFL wide receivers with 96 receptions and totaled his fourth consecutive 1,000-yard output as part of an offense that led the league in goal-to-go scoring (83.3% TD rate).

With co-MVP McNair leading the NFL with a 100.4 passer rating in 2003, Heimerdinger's offense flourished and became the third unit in the league since 1970 to score 30 or more points in six consecutive games. Heimerdinger's offense also proved adept at protecting the football, committing the fourth-fewest giveaways (21) in the NFL, and helped running back Eddie George record his third 1,000-yard rushing season (1,031 yds.) since 2000.

In 2002, Heimerdinger helped the Titans advance to the AFC Championship Game with an offense that led the NFL with a 32:47 minute time-of-possession average. The Titans allowed the second-fewest sacks (21) in the league while placing fifth in the NFL in third-down success (43.5%) and sixth in red-zone production (58.9% TD rate).

Heimerdinger helped McNair (21 TD passes, 90.2 passer rating) in 2001 become one of five quarterbacks in the NFL that year to throw 20 or more touchdowns and compile a passer rating above 90. A year earlier, he made an immediate impact in his first season as Tennessee's offensive coordinator in 2000 with George running for a career-high 1,509 yards to rank third in the NFL as one of five Titans offensive players to earn Pro Bowl accolades.

Heimerdinger picked up a pair of Super Bowl rings with the Broncos during his time as their wide receivers coach from 1995-99, helping the team to victories in Super Bowl XXXII and XXXIII in consecutive years from 1997-98. His unit was a key reason why the Denver offense ranked in the top 3 in the NFL in overall yards during four of his five seasons, including consecutive No. 1 league rankings from 1996-97.

Heimerdinger was instrumental in developing Rod Smith from an undrafted free agent (1994) into a consistent 1,000-yard receiver who went on to become the NFL's all-time leading undrafted player in every career receiving category. Smith totaled three consecutive 1,000-yard receiving seasons from 1997-99 with Heimerdinger as his position coach while veteran Ed McCaffrey earned the first Pro Bowl nomination of his eight-year career in 1998.

Heimerdinger's tutelage helped Smith and McCaffrey both surpass the 1,000-yard receiving mark in 1998 and '99, becoming the first pair of Denver wide receivers to accomplish that feat in consecutive seasons. Smith had 1,222 yards in 1998 and 1,020 yards in '99 while McCaffrey chipped in 1,053 yards in 1998 and 1,018 yards in '99.

McCaffrey's 1,000-yard receiving outputs under Heimerdinger were the first two of his career with the veteran's first 1,000-yard season in 1998 coming in his eighth year in the NFL. McCaffrey earned the first Pro Bowl nomination of his career that season and was selected as a second-team Associated Press All-Pro.

Heimerdinger came to Denver from Duke University, where he was the offensive coordinator and offensive backs coach in 1994. In his one season with the Blue Devils, he directed an offense that finished 15th in the country in scoring (32.7 points per game). Duke enjoyed one of the finest seasons in school history in 1994, finishing with an 8-3 regular-season record and earning a bid to the Hall of Fame Bowl to mark only its second bowl appearance in 35 years.

Heimerdinger also helped to develop the skills of Duke running back Robert Baldwin, who led the Atlantic Coast Conference in rushing with 1,187 yards while scoring 12 touchdowns.

Heimerdinger was offensive coordinator at Rice University from 1989-93 and ran an attack that produced 1991 Doak Walker Award winner Trevor Cobb along with quarterbacks Donald Hollas and Bert Emmanuel. The Owls posted the school's first back-to-back winning seasons since 1960-61 with Heimerdinger directing their offense.

HEIMERDINGER'S COACHING EXPERIENCE

13th NFL Season (7th with Broncos)

Denver Broncos

Assistant Head Coach/Quarterbacks2007
Assistant Head Coach2006

New York Jets

Offensive Coordinator2005

Tennessee Titans

Offensive Coordinator2000-04

Denver Broncos

Wide Receivers1995-99

Duke University

Offensive Coordinator/Offensive Backs1994

Rice University

Offensive Coordinator1989-93

Cal State-Fullerton

Offensive Coordinator1988

University of Florida

Wide Receivers1983-87

North Texas State University

Quarterbacks1982

Air Force Academy

Wide Receivers1981

University of Florida

Graduate Assistant1980

Johnsburg High School (Ill.)

Head Coach1978-79

Grant High School (Ill.)

Assistant Coach1975-77

Before his stay at Rice, Heimerdinger was the offensive coordinator at Cal State-Fullerton in 1988. Among the offensive records posted by his unit that season was a new standard for points in a game (58).

Heimerdinger coached the University of Florida's wide receivers from 1983-87 and worked with Broncos Head Coach Mike Shanahan on the Gators' staff in 1983 with Shanahan serving as their assistant head coach/offensive coordinator. With Shanahan as offensive coordinator and Heimerdinger as receivers coach in 1983, the Gators ranked among the nation's top passing teams. They also enjoyed bowl success during Heimerdinger's tenure, playing in the 1983 Gator Bowl and 1987 Aloha Bowl.

Heimerdinger's other collegiate experience came as the wide receivers coach at Air Force Academy in 1981 and as North Texas State University's quarterbacks coach in 1982. He began his coaching career in 1975 as an assistant coach at Grant High School in Fox Lake, Ill., and worked there until serving for two seasons (1978-79) as the head coach at Johnsbury High School in Johnsbury, Ill.

Heimerdinger earned a bachelor's degree in history from Eastern Illinois in 1975 and a master's degree in administration from Northern Illinois. He played wide receiver at Eastern from 1970-71 and also played for the Panthers' baseball team as a centerfielder, participating in the Division II College World Series in 1974.

Heimerdinger was born Oct. 13, 1952, in DeKalb, Ill. His wife's name is Kathie, and he has two children: Alicia (25) and Brian (21).



RICK DENNISON

OFFENSIVE COORDINATOR/OFFENSIVE LINE

Rick Dennison enters his 13th year on the Denver Broncos' coaching staff in 2007 and his second as offensive coordinator, a position he was named to on Jan. 30, 2006, and one that also includes the instruction of the club's offensive line. Dennison, 49, spent 11 years working as an assistant for the

Broncos, coaching the offensive line from 2001-05, special teams from 1997-00 and serving as an offensive assistant from 1995-96.

He also brings a wealth of experience as a former NFL line-backer who played nine seasons with the Broncos from 1982-90 and appeared in three Super Bowls during that time.

Working with Denver's offensive line from 2001-06, Dennison has overseen a unit that annually is regarded as the best in the business. Anchored by five-time Pro Bowl center Tom Nalen, the Broncos' line has helped the team rank among the NFL's top 10 in overall yards in four of the last five seasons.

The Broncos have rushed for the second-most yards (13,796) in the NFL and produced five individual 1,000-yard rushing seasons by four different players from 2001-06 with Dennison as offensive line coach. Denver's offensive line has been equally adept at pass blocking under Dennison, surrendering the fifth-lowest sack total (182) in the NFL from 2001-06, including a franchise-low 15 sacks in 2004.

In his first year as offensive coordinator during the 2006 season, Dennison's offensive line helped the Broncos become one of only three teams in the NFL to feature two running backs with at least 670 rushing yards in Tatum Bell (1,025 yds.) and undrafted rookie Mike Bell (677 yds.). Denver ranked eighth in the league in rushing (134.5 ypg.) despite losing veteran left tackle Matt Lepsis to an injury that required first-year player Erik Pears to start the final 10 games at that position.

Dennison's line paved the way for the NFL's fifth-ranked offense (360.4 ypg.) in 2005, helping Denver post a 13-3 record and capture the AFC West title en route to advancing to the AFC Championship Game. The Broncos ranked second in the league in rushing offense (158.7 ypg.) and totaled the second-highest single-season rushing total (2,539 yds.) in franchise history.

Denver's offensive line also was pivotal in 2005 to the Broncos nearly becoming only the fourth team in NFL history to feature two players with at least 1,000 rushing yards in the same year. Mike Anderson eclipsed the 1,000-yard mark (1,014 yds.) while Tatum Bell (921 yds.) fell only 79 rushing yards short of giving Denver that unique distinction.

The Broncos' offensive line continued its dominance under Dennison in 2004 by setting a franchise record for fewest sacks in giving up only 15 quarterback takedowns for the third-best mark in the NFL. Dennison's group was instrumental in the Broncos ranking fourth in the NFL in rushing behind Reuben Droughns' 1,240 yards, the converted fullback's first 1,000-yard rushing season and the third 1,000-yard performance by a Bronco in the last four years. Additionally, the offensive line helped quarterback Jake Plummer set a franchise record for most passing yards (4,089) in a season and tie the club's single-season mark for touchdown passes (27).

COACHING EXPERIENCE

13th NFL Season (13th with Broncos)

Denver Broncos

Offensive Coordinator/Offensive Line2007
Offensive Coordinator2006
Offensive Line2001-05
Special Teams1997-00
Offensive Assistant1995-96

Suffield Academy (Conn.)

Assistant Coach1992-94
-----------------	--------------

In 2003, the Broncos finished as the AFC's third-best offense (7th in NFL), which included the NFL's No. 2 rushing attack. The line cleared the way for running back Clinton Portis, who led the Broncos with 1,591 yards rushing and 14 touchdowns.

In addition, Dennison's 2003 line helped welcome new starting quarterback Jake Plummer by allowing the fourth-fewest sacks (25) in a single season in team history. Plummer compiled a 9-2 record behind the line and won more games in his first season as Broncos quarterback than anyone since Craig Morton directed Denver to 12 wins in 1977.

In 2002, Dennison's line helped Portis, who rushed for 1,508 yards and 15 touchdowns, win the NFL's Offensive Rookie of the Year award. Denver's offense in 2002 finished the season ranked second in the AFC in total offense and third in rushing.

As special teams coach from 1997-2000, Dennison's group was instrumental in the Broncos' success that was highlighted by their back-to-back World Championships from 1997-98. His coverage units held opponents to a tie for the deepest average drive start (26.1-yard line) in the AFC in 2000. One of Dennison's most outstanding performers, Detron Smith, was recognized in 1999 for his excellence in an often under-appreciated realm, being voted to the Pro Bowl as the special-teams performer. It marked the third time in Dennison's tenure with the Broncos that he had seen one of his pupils earn a Pro Bowl invitation.

Kicker Jason Elam enjoyed the finest season of his six-year NFL career in 1998, earning his second Pro Bowl selection by setting a franchise record for PATs in a season (58-of-58) and converting 85 percent (23-of-27) of his field goal attempts. Elam also tied Tom Dempsey's 28-year-old NFL record for longest field goal with a 63-yarder vs. Jacksonville on Oct. 25, 1998. His career numbers continued to escalate as well as he became the all-time leading scorer in franchise history during the 1999 season while also establishing franchise dominance in field goals, field-goal attempts and PATs. He finished the 2000 season having converted an NFL-record 313 consecutive PATs dating back to his rookie year.

Punter Tom Rouen consistently performed at or near the top of the league rankings under Dennison's tutelage, posting a gross punting average of more than 46 yards per punt for the second year in a row in 1999 to lead the NFL. His career-best 46.9-yard average in 1998 ranked second while Dennison's kick-return unit ranked sixth in the NFL, staking the Broncos' opponents to an average drive start of their 28-yard line.

Under Dennison's guidance in 1997, the Broncos' special teams played an integral role in leading the franchise to its first World Championship. Darrien Gordon tied for the NFL lead with three touchdowns on punt returns and ranked second in the NFL in punt return average (13.6 yds.) while Elam ranked second in the AFC (4th in NFL) in scoring (124 pts.) and Rouen ranked fourth in the AFC (5th in NFL) in net punting average.

As a unit, Denver's kick return and kick coverage teams in 1997 ranked among the league leaders as the Broncos recorded an average drive start of the 28.6-yard line (2nd in AFC/4th in NFL) while forcing their opponents to an average drive start of the 24.4-yard line (4th AFC/9th NFL). Denver also led the NFL in punt return average (13.5 yds.).

A former standout linebacker for the Broncos, Dennison joined the Broncos' coaching staff in 1995 after spending the previous three years coaching at the high school level for Suffield Academy in Suffield, Conn. He served for two years in Denver as an offensive assistant (1995-96), providing quality control work and assistance of all types to the offensive coaching staff before being promoted to special teams coach on Feb. 12, 1997.

In Dennison's two years on the offensive staff, the Broncos' offense posted the most prolific two-year totals in franchise history at that time, including a No. 1 NFL ranking in total offense for 1996 and a bevy of franchise offensive records set in both seasons.

Dennison played linebacker for the Broncos from 1982-90, appearing in 128 games (52 starts) and three Super Bowls. In 1989, he received the Ed Block Memorial Courage Award. Dennison ranked second on the team in tackles in 1988 with 133 and led the team with three fumble recoveries for the year.

Perhaps the best performance of his career came in a 1987 playoff game against Houston when he registered eight tackles and one quarterback pressure. He also had an excellent season in 1984 when he had 164 stops and a career-high three sacks in his first full season as a starter. Dennison was a free-agent acquisition by the Broncos in 1982.

Dennison joined the Broncos after a fine collegiate career at Colorado State, where he was a second-team Academic All-American as a senior and earned three varsity letters. In 1979, Dennison received a bachelor's degree in civil engineering from CSU followed by a master's degree in the same field from CSU in 1982.

Dennison, born in Kalispell, Mont., on June 22, 1958, attended Rocky Mountain High School in Fort Collins, Colo., where he lettered in football, basketball and baseball. His father, George, is in his 17th year as president of the University of Montana. Rick, his wife, Shannon, and sons, Joseph and Steven, along with 3-year-old twin daughters, Abrynn and Allie, reside in Centennial, Colo.



JIM BATES

ASSISTANT HEAD COACH/DEFENSE

Jim Bates begins his first season as assistant head coach/defense for the Denver Broncos in 2007 and his 16th year as a coach in the National Football League. Bates, who has 38 years of overall coaching experience, officially joined the Broncos' staff on Jan. 11, 2007.

Bates has seven years of experience as a defensive coordinator in the NFL, serving in that capacity for the Green Bay Packers (2005), Miami Dolphins (2000-04) and Atlanta Falcons (1994). He also was the Dolphins' interim head coach for the final seven games of the 2004 season.

Bates has guided defenses that have ranked among the NFL's top 10 in overall yards allowed during six of his seven years as a defensive coordinator. A total of 10 players have earned 21 Pro Bowl honors under Bates during his 15 years as a coach in the NFL.

In his most recent coaching stint, Bates worked as the Packers' defensive coordinator during the 2005 season. Green Bay led the NFL in passing defense by allowing only 167.5 yards per game, marking the franchise's lowest such total in 27 years, and ranked seventh in the league in overall defense (293.1 ypg.).

Bates joined the Packers after five seasons as the Dolphins' defensive coordinator from 2000-04 and also was their interim head coach for the final seven games of the 2004 campaign. During those five seasons, Bates' defense with the Dolphins ranked fifth in the NFL in total yards per game (294.8 ypg.) and sixth in takeaways (160), including 103 interceptions that marked the third-highest total in the league.

Individually, eight different Miami defenders earned a total of 19 Pro Bowl honors in five seasons under Bates.

Miami defensive end Jason Taylor flourished in Bates' scheme, ranking second in the league in sacks (64) from 2000-04 and earning three Pro Bowl selections. Cornerback Patrick Surtain enjoyed similar success under Bates, posting the third-most interceptions (25) in the NFL from 2000-04 and earning a selection to three Pro Bowls. Linebacker Zach Thomas was named to four consecutive Pro Bowls (2000-03) with Bates coordinating Miami's defense and averaged 181 tackles per season under the veteran NFL coach during four seasons from 2001-04.

During his final year with Miami in 2004, Bates guided Miami to a No. 2 NFL ranking in pass defense (162.0 ypg.) and instructed the league's fifth-best third-down defense (32.3%). He was named the Dolphins' interim head coach for their final seven games that year, taking over for Dave Wannstedt. Miami finished the season with a 3-4 record under Bates highlighted by a 29-28 win against eventual Super Bowl champion New England on Dec. 20.

Miami featured the NFL's top-ranked red zone defense (32.6%) under Bates in 2003 and ranked third in the league with 44 sacks while not allowing a single rusher to gain 100 yards in a game. Defensive end Adewale Ogunleye ranked second in the NFL with 15 sacks to earn Pro Bowl honors that season and teamed with Taylor (13 sacks) to form the league's most productive sack tandem (28 sacks).

In 2002, Bates helped six Miami defenders earn Pro Bowl accolades as part of a unit that ranked third in the NFL in overall defense (291.0 ypg.) and tied for fifth against the run (97.1 ypg.). The Dolphins led

COACHING EXPERIENCE

16th NFL Season (1st with Broncos)

Denver Broncos

Assistant Head Coach/Defense2007

Green Bay Packers

Defensive Coordinator2005

Miami Dolphins

Defensive Coordinator/Interim H.C.2004

Defensive Coordinator2000-03

Dallas Cowboys

Assistant Head Coach/Defensive Line1998-99

Linebackers1996-97

Cleveland Browns

Secondary1995

Atlanta Falcons

Defensive Coordinator1994

Cleveland Browns

Defensive Ends1992-93

Linebackers1991

University of Florida

Defensive Coordinator/Secondary1990

University of Tennessee

Linebackers1989

Detroit Drive (AFL)

Assistant Coach1988

Arizona Outlaws (USFL)

Defensive Coordinator1986

San Antonio Gunslingers (USFL)

Head Coach1985

Defensive Coordinator1984

Texas Tech University

Defensive Coordinator/Secondary1980-83

Secondary1978-79

West Virginia University

Secondary1977

Kansas State University

Linebackers1975-76

Villanova University

Linebackers1974

Offensive Line1973

University of Southern Mississippi

Freshman Coach1972

Sevier County High School (Tenn.)

Head Coach1969-71

University of Tennessee

Graduate Assistant1968

the league against the pass under Bates in 2001, allowing 176.8 yards per game to help the club record its second consecutive 11-win season and playoff appearance.

During Bates' first year as Miami's defensive coordinator in 2000, the Dolphins posted an NFL-best 28 interceptions and featured four players with five or more interceptions while ranking third in the league in scoring defense (14.1 ppg.). The AFC East-champion Dolphins finished the year with the seventh-most sacks (48) in the league and were led by defensive end Trace Armstrong's 16.5 sacks, which marked the second-highest total in the NFL. Armstrong and Taylor (14.5 sacks) combined for 31 sacks, the most by any duo in the NFL, and were two of the five Miami defenders who earned Pro Bowl accolades in 2000.

Before being named Miami's defensive coordinator, Bates spent four years on Dallas' coaching staff from 1996-99 and helped the team capture two NFC East titles and earn three postseason berths. He coached the Cowboys' linebackers from 1996-97 and was the club's assistant head coach in charge of its defensive line from 1998-99.

Cowboys defensive tackle Leon Lett was named to the Pro Bowl in 1998 under Bates, whose defensive line with Dallas was among the NFL's best against the run. The Cowboys ranked seventh in the NFL in fewest rushing yards allowed (95.7 ypg.) and yards per carry (3.7) from 1998-99 while allowing the fifth-fewest rushing touchdowns (16) during those two seasons.

Bates began his NFL coaching career with the Browns in 1991 and was hired that season by Head Coach Bill Belichick to coach the club's linebackers. He was the Browns' defensive ends coach from 1992-93 and spent the 1995 season as the club's secondary coach following a one-year stint as the Falcons' defensive coordinator in 1994.

Bates' defensive ends with Cleveland helped the team tie for third in the NFL with 96 sacks posted from 1992-93, a time period in which the Browns ranked sixth against the run (101.8 ypg.). As the Falcons' defensive coordinator in 1994, Bates instructed a unit that tied for eighth in the NFL in takeaways (33) and featured Pro Bowl linebacker Jessie Tuggle.

Before entering the NFL coaching ranks, Bates spent two years in the Southeastern Conference as linebackers coach for the University of Tennessee's SEC-Champion team in 1989 and as defensive coordinator at the University of Florida in 1990. Bates was at Florida during Steve Spurrier's first year as the Gators' head coach and instructed a defense that produced two All-Americans in linebacker Huey Richardson (first team AP) and free safety Will White (third team AP). Bates, who also had specific responsibilities coaching Florida's secondary, helped the Gators set a school single-season record for fewest rushing yards allowed (85.6 ypg.) in 1990.

Bates is one of 13 individuals to serve as a head coach in both the NFL and United States Football League, having also worked in that capacity for the San Antonio Gunslingers in 1985. He worked as a defensive coordinator in the USFL for two seasons with San Antonio (1984) and the Arizona Outlaws (1986) while adding a year of professional coaching experience as an assistant with the Arena Football League's Detroit Drive in 1988.

Bates spent six seasons on the coaching staff of Texas Tech University from 1978-83. He was the Red Raiders' secondary coach from 1978-79 and had additional responsibilities as their defensive coordinator from 1980-83. Bates instructed two first-team All-Americans at Texas Tech in defensive tackle Gabriel Rivera (1982) and defensive back Ted Watts (1980), both of whom were selected in the first round of the NFL Draft.

A linebacker in college at Tennessee, Bates began his coaching career at his alma mater as a graduate assistant with the Volunteers in 1968 and spent the next three years as the head coach at Sevier County High School in Tennessee. He was the University of Southern Mississippi's freshman coach in 1972 and had coaching stints at Villanova University (offensive line in 1973, linebackers in 1974), Kansas State University (linebackers from 1975-76) and West Virginia University (secondary in 1977).

Bates was born on May 31, 1946, in Pontiac, Mich., and received a bachelor's degree in education from Tennessee in 1968. He is married to Beverly and has two sons: Jeremy and James. Jeremy Bates is in his second season on the Broncos' coaching staff and will instruct the club's wide receivers and quarterbacks for the 2007 season. James Bates, a linebacker and defensive captain on the University of Florida's 1996 national championship team, does television play-by-play for the Mountain West Sports Network.

DID YOU KNOW?

The Broncos have scored in 229 consecutive regular-season games dating back to 1992, and that scoring streak marks the fifth longest in NFL history and second-longest active streak (Minnesota, 252 gms.) in the league. The NFL record for consecutive games without being shut out is held by San Francisco, which scored in 420 consecutive games from 1977-2004.



BOB SLOWIK

DEFENSIVE COORDINATOR/DEFENSIVE BACKS

Bob Slowik enters his third season on the Denver Broncos' coaching staff in 2007 and his first year as defensive coordinator/defensive backs coach after spending the previous two campaigns as the club's defensive backs coach. Slowik, who is in his 16th season as an NFL coach, has 29 years of coaching experience and officially joined the Broncos' staff on Feb. 1, 2005.

Slowik, 53, has eight years' experience as an NFL defensive coordinator, working in that capacity for Green Bay (2004), Cleveland (1999) and Chicago (1993-98), and has instructed six players who have earned a total of nine Pro Bowl selections. He joined the Broncos after coaching with the Packers for five seasons, serving as the club's defensive backs coach from 2000-03 before being named defensive coordinator in 2004.

During the last two years with Slowik coaching Denver's defensive backs, cornerback Champ Bailey and safety John Lynch have been voted to the Pro Bowl each season. Bailey has recorded an NFL-best 18 interceptions since 2005 and leads the league with three interceptions returned for touchdowns during that period. In addition, the Broncos are tied for second in the NFL in fewest passing touchdowns allowed (33) over the previous two years.

Slowik coached a Broncos defensive backfield in 2006 that was anchored by Bailey, who finished second in the Associated Press Defensive Player of the Year voting after tying for the NFL lead with 10 interceptions and leading the league with 11 takeaways. Bailey was a consensus first-team All-Pro selection and along with Lynch was named to the Pro Bowl.

Slowik's group of defensive backs also helped the Broncos rank third in the league in fewest passing touchdowns allowed (13) in 2006 and become the first franchise since 1934 to allow only two total touchdowns through its first six games of a season.

During his first year as Broncos defensive backs coach in 2005, Slowik's group helped the team post a 13-3 record, win the AFC West title and advance to the AFC Championship Game. Denver totaled its most interceptions (20) in four seasons and was led in that category by Bailey, who had a then career-high eight interceptions to tie for fourth in the NFL. Bailey was named an Associated Press All-Pro for the second consecutive year while he and Lynch represented Slowik's secondary in the Pro Bowl.

Slowik also in 2005 mentored rookie cornerbacks Darrent Williams and Dominique Foxworth, who started a combined 16 games, as well as safety Nick Ferguson, who posted a career-high five interceptions to rank third among NFL safeties. The play of Denver's secondary also helped the club tie for third in the NFL in scoring defense (16.1 ppg.) in 2005.

As the Packers' defensive coordinator in 2004, Slowik's unit ranked ninth in the NFL in third-down defense (35.0%) and led the league in red zone third-down defense (23.8%). Additionally, he instructed a defense that recorded five touchdowns to mark the franchise's best total in seven seasons. Defensive end Kabeer Gbaja-Biamila excelled in Slowik's scheme, posting 13.5 sacks to rank third in the NFL and tie a career high.

In four seasons (2000-03) coaching Green Bay's defensive backs, he developed one of the NFL's most exciting and productive secondaries. Slowik, who also was the Packers' assistant head coach from 2002-03, helped Green Bay record the highest takeaway total (116) in the NFL from 2001-03. The 2002 Packers defense produced 45 takeaways for the league's best mark while the 2001 unit tied for the NFL's second-highest takeaway total with 39.

His secondary led a 2003 defense that held opponents to a 69.0 passer rating for the fifth-best total in the NFL and tied for seventh in the NFL with four takeaways in the red zone. The Packers produced 21 interceptions (fourth best in the NFC) in 2003 thanks largely to the production of Slowik's defensive backs.

Under Slowik's guidance, Packers safety Darren Sharper developed into one of the premier defensive players in the NFL and earned two Pro Bowl and Associated Press All-Pro selections (2000 and '02). Sharper earned Pro Bowl honors and was named All-Pro in 2000 when he posted a career-best nine interceptions to lead the NFL to become the first Packer in 38 years to accomplish that feat. In the five

COACHING EXPERIENCE

16th NFL Season (3rd with Broncos)

Denver Broncos

Defensive Coordinator/Defensive Backs2007
Defensive Backs2005-06

Green Bay Packers

Defensive Coordinator2004
Asst. Head Coach/Defensive Backs2002-03
Defensive Backs2000-01

Cleveland Browns

Defensive Coordinator1999

Chicago Bears

Defensive Coordinator1998
Defensive Coordinator/Linebackers1996-97
Defensive Coordinator/Secondary1993-95

Dallas Cowboys

Defensive Assistant1992

East Carolina University

Outside Linebackers1990-91

Rutgers

Secondary1984-89

Drake University

Secondary1983

University of Florida

Defensive Assistant1979-82

University of Delaware

Graduate Assistant1978

seasons Slowik coached on the Packers' defensive staff, Sharper accumulated 31 interceptions for the top mark in the NFL during that period.

Before working one year as the Cleveland Browns' defensive coordinator during their 1999 expansion season when he directed the league's No. 11 pass defense, he spent six years (1993-98) as the Chicago Bears' defensive coordinator. In addition to his duties as defensive coordinator, Slowik coached the Bears' secondary during his first three years in Chicago and instructed their linebackers from 1996-97.

Slowik led an aggressive Bears defense that finished in the top half of the NFL in total defense in five of his six seasons. Despite not having a single Pro Bowl player from 1994-98, his defense allowed an average of 312.8 yards per game to rank eighth in the NFL during his time with the club.

In his first season with the Bears in 1993, three of his defenders—defensive end Rich Dent, safety Mark Carrier and cornerback Donnell Woolford—earned trips to the Pro Bowl. Collectively, Slowik guided the 1993 defense to the No. 4 ranking in the NFL by allowing only 290.8 yards per game. Led by Carrier and Woolford, Slowik's pass defense ranked No. 3 in the NFL in 1993 and gave up only 176.1 yards per game.

He joined the Bears after spending the 1992 season as a defensive assistant with the Dallas Cowboys. Slowik primarily worked with the Cowboys' nickel defense under defensive coordinator Dave Wannstedt, whom he would go on to work for in Chicago. Dallas won Super Bowl XXVII with Slowik on its staff, leading the NFL in total defense and limiting offenses to a league-low 27.2 percent success rate on third-down attempts. The Cowboys' pass defense ranked No. 5 in the NFL (167.9 ypg.).

Before entering the NFL, Slowik served as a college assistant for 14 seasons.

Slowik coached outside linebackers at East Carolina University (1990-91) and helped the 1991 Pirates to an 11-1 record and a final national ranking of No. 9, both tops in school history. He was named the school's defensive coordinator in January 1992 following its Peach Bowl victory against North Carolina State University but soon resigned to take the Cowboys' position.

Before working as Rutgers' secondary coach from 1984-89, Slowik held the same assignment at Drake University in 1983. He was a part-time defensive assistant at the University of Florida from 1979-82, where his wife, Carol, was the head women's track coach. Slowik worked on the Gators' coaching staff with Broncos Head Coach Mike Shanahan from 1980-82 when Shanahan was their offensive coordinator.

A two-year starting cornerback at the University of Delaware, Slowik helped the Blue Hens to a 16-6 mark in his final two seasons and a trip to the quarterfinals of the NCAA Division I-AA playoffs as a senior. He began his coaching career in 1978 as a graduate assistant at Delaware and remained in that position for one year.

Born May 16, 1954, in Pittsburgh, Slowik was a high school football teammate of current University of Pittsburgh Head Coach Dave Wannstedt at Baldwin High School in Pittsburgh. Slowik and his wife, Carol, have four children: Ryan, Andrea, Bobby and Steven. Ryan begins his third season on the Broncos' coaching staff in 2007 and will serve as a special teams assistant. Bobby is a junior wide receiver at Division II Michigan Tech University. Carol was a former two-time track All-American at Delaware and belongs to the school's Athletics Hall of Fame.



SCOTT O'BRIEN

SPECIAL TEAMS COORDINATOR

Scott O'Brien begins his first season as special teams coordinator for the Denver Broncos in 2007 and his 17th year working in the National Football League. O'Brien, who has instructed special teams in the NFL for 14 seasons and was officially hired by Denver on Jan. 29, 2007, has 25 years of coaching experience at the professional and collegiate levels.

O'Brien joined the Broncos after spending the previous two seasons as the Miami Dolphins' coordinator of football operations/assistant to the head coach.

In that capacity, he handled special assignments from Head Coach Nick Saban and assisted the club's personnel department.

Widely regarded as one of the league's top special teams coaches, O'Brien coached special teams in the NFL for 14 consecutive seasons with the Cleveland Browns (1991-95), Baltimore Ravens (1996-98) and Carolina Panthers (1999-2004). His six-year stint instructing the Panthers' special teams also included additional responsibilities as the club's assistant head coach.

O'Brien's special teams units have accounted for a total of 31 scores other than field goals and extra points in his 14 seasons in the NFL. This figure includes 16 punt returns for touchdowns, nine kickoff returns for touchdowns, three fake two-point conversions, one fake field goal for a touchdown, one blocked punt for a touchdown and one blocked field goal for a touchdown.

O'Brien, who was named NFL Special Teams Coach of the Year by his peers in 1994, also has helped six different players earn a total of 10 trips to the Pro Bowl as an NFL special teams coach. He has coached at least one player to Pro Bowl honors on special teams in eight different seasons, including a span of six consecutive years from 1998-2003.

O'Brien also has coached three of the 11 players in NFL history who have scored two punt return touchdowns in the same game in Eric Metcalf (1993), Jermaine Lewis (2000) and Steve Smith (2002). His special teams also were the most recent unit in the NFL to have two different players score touchdowns on back-to-back kickoff returns when Baltimore's Corey Harris and Patrick Johnson did so vs. Minnesota on Dec. 13, 1998.

As the Panthers' assistant head coach/special teams from 1999-2004, O'Brien's group tied for the NFL lead with 11 returns for touchdowns on special teams and posted a league-high six kickoffs returned for touchdowns. Carolina also allowed the lowest opponent kickoff return average (19.8 yds.) in the NFL over those six seasons and was one of only two clubs in the league not to allow a kickoff return for a touchdown.

Carolina punter Todd Sauerbrun earned three consecutive Pro Bowl and Associated Press All-Pro selections under O'Brien from 2001-03, posting the highest three-year gross punting average (45.9 yds.) in NFL history. Sauerbrun led the NFC in gross punting average (44.6 yds.) for the third consecutive year in 2003 while working with O'Brien, whose special teams that season allowed the fourth-lowest average on kickoff returns (20.4 yds.) in the NFL to help the Panthers advance to Super Bowl XXXVIII.

In addition, O'Brien instructed a Panthers special teams in 2003 that accounted for the NFL's first blocked extra-point attempt at the end of regulation to send a game into overtime during a 12-9 win at Tampa Bay on Sept. 14, 2003.

O'Brien coached Carolina rookie Steve Smith to Pro Bowl and first-team All-Pro honors (AP) in 2001 for his play on special teams. The wide receiver posted an NFL-best three touchdowns on returns (2 kickoff, 1 punt) that year and ranked second in the league with a 25.6-yard kickoff return average. Panthers running back Michael Bates enjoyed similar success on special teams under O'Brien from 1999-2000, tying for an NFL high with three kickoffs returned for touchdowns during that time to earn Pro Bowl recognition each year.

As the Ravens' special teams coach from 1996-98, O'Brien led a unit that ranked second in the NFL with six special-teams return scores during that time, including four on punt returns to tie for the league lead. Baltimore had the league's fourth-best punt return average (11.9 yds.) in those three seasons and sent two players to the Pro Bowl. Wide receiver Jermaine Lewis tied for the NFL lead with two punt returns for touchdowns and ranked fifth in the league with a 12.7-yard punt return average in 1998 to earn Pro Bowl honors while safety Bennie Thompson also earned all-star recognition that year for his special-teams coverage ability.

O'Brien began his NFL coaching career with the Cleveland Browns, overseeing the club's special teams from 1991-95. During that time, the Browns tied for the NFL lead in special-teams return scores with eight (7 punt, 1 kickoff) while ranking fifth in punt return average (10.4 yds.). Cleveland placed fourth in the league in both opponent punt (7.3 yds.) and kickoff (18.7 yds.) return average during those five seasons as the only team in the NFL to not allow a special-teams return touchdown over that period.

With the Browns, O'Brien coached Eric Metcalf on special teams and helped the running back total the most punt return touchdowns (4) in the NFL and rank third in punt return average (11.4 yds.) from 1993-94 to earn Pro Bowl honors in each of those seasons. O'Brien's special teams also accounted for the first two-point conversion in NFL history when the Browns' Tom Tupa scored at Cincinnati on Sept. 4, 1994.

O'Brien entered the NFL after coaching the University of Pittsburgh's special teams from 1987-90. He helped the Panthers advance to two bowl games during that period and coached punter Brian Greenfield to consensus All-America honors in 1990.

At Rice University in 1986, O'Brien worked as its linebackers and special teams coach during a year in which kickoff returner Quentis Roper earned All-Southwest Conference honors. O'Brien also held a similar position at the University of Nevada-Las Vegas from 1983-85.

O'Brien got his start in the coaching profession at his alma mater, the University of Wisconsin-Superior, in 1980 and worked as an assistant coach at the school through 1982. He played linebacker at Wisconsin-Superior and was signed to contracts by the Green Bay Packers and Toronto Argonauts (Canadian Football League) following his collegiate playing career.

O'Brien is married to the former Shawn Kinney, who earned her doctorate degree in psychology from the University of Pittsburgh. He was born June 25, 1957, in Superior, Wis.

O'BRIEN'S COACHING EXPERIENCE

17th NFL Season (1st with Broncos)

Denver Broncos

Special Teams Coordinator 2007

Miami Dolphins

Coord. of Football Ops./Asst. to the H.C. 2005-06

Carolina Panthers

Asst. Head Coach/Special Teams 1999-2004

Baltimore Ravens

Special Teams 1996-98

Cleveland Browns

Special Teams 1991-95

University of Pittsburgh

Special Teams 1987-90

Rice University

Linebackers/Special Teams 1986

Nevada-Las Vegas

Linebackers/Special Teams 1983-85

Wisconsin-Superior

Assistant Coach 1980-82



STEVE WATSON

ASSOCIATE HEAD COACH

Steve Watson enters his seventh season on the Denver Broncos' coaching staff in 2007 and his first year as the club's associate head coach, a position in which he will work closely with Head Coach Mike Shanahan. Watson spent the previous four years as wide receivers coach for the

Broncos after working as a defensive assistant with the club from 2001-02.

A former star wide receiver for the Broncos in the 1980s, Watson came back to the team in a coaching capacity when he worked with the club in training camp as a coaching intern in 2000. He continued working with the team at all home games during that season in preparation for the full-time role as defensive assistant that he accepted in 2001.

As Denver's wide receivers coach from 2003-06, Watson helped three different players record a total of four 1,000-yard receiving seasons in Rod Smith (2004-05), Ashley Lelie (2004) and Javon Walker (2006). Smith maintained his elite level of play under Watson as the veteran recorded at least 74 receptions three times while Lelie developed into one of the game's top deep threats as evidenced by him leading the NFL in yards per reception average (18.7) from 2003-05.

Walker, coming off an ACL injury that limited him to one game in 2005, re-established himself as one of the NFL's top wide receivers under Watson in 2006. He finished the year with a team-high 1,084 receiving yards and showed his versatility in becoming one of only three wide receivers since the 1970 NFL merger to score on a touchdown reception and a touchdown run of at least 70 yards in the same season. Watson's wide receivers also in 2006 helped ease rookie quarterback Jay Cutler's adjustment to the NFL as the first round draft choice started Denver's final five games of the season.

In 2005, Watson's group of wide receivers helped the Broncos post a 13-3 record, win the AFC West title and advance to the AFC Championship Game. Smith was named to the Pro Bowl for the third time in his career and for the first time since 2001 by posting his second consecutive 1,100-yard receiving season (1,105). Smith in 2005 became the first undrafted player in NFL history to reach 10,000 career receiving yards and ranked ninth in the league in receptions (85) for the year.

Lelie also led the NFL in yards per reception average (18.3) for the second consecutive year under Watson's guidance in 2005, posting 42 receptions for 770 yards.

Watson's wide receivers excelled in 2004, helping the Broncos boast the AFC's No. 3 pass offense at 249.9 net yards per game (6th in NFL) and record the fourth-most passing yards in a season (3,999) in club history. Individually, Smith became the franchise's all-time leader in receptions and touchdowns and finished the year with a team-high 79 catches for 1,144 yards (14.5 avg.) with seven touchdowns. Lelie joined with Smith to give Denver just its sixth pair of 1,000-yard receivers in the same season as he totaled a career-best 1,084 yards on 54 receptions with seven touchdowns.

Lelie blossomed into one of the NFL's top deep threats under Watson in 2004, leading the league in yards per reception average (20.1) for the best mark by a Bronco in 17 years. Additionally, all seven of his touchdown catches went for 30 or more yards, marking the NFL's highest total in that category in 2004 and the second-best single-season total in Broncos annals.

In his first year as wide receivers coach in 2003, Watson helped the offense once again flourish and helped his corps of receivers make a smooth transition to a new starting quarterback, Jake Plummer. Smith, for the third consecutive season, led the team in receptions (74) and led the team in receiving yards (845) for the seventh consecutive year. Additionally, Watson helped second-year receiver Lelie grow into a starter as he made 37 receptions for 628 yards (17.0 avg.).

One of the most popular players in team history, Watson was a wide receiver for the Broncos from 1979-87, finishing his sterling career with 353 receptions for 6,112 yards (17.3 avg.) with 36 touchdowns. He ranks fifth on the Broncos' career list for receiving yards, seventh in receptions and eighth in touchdown receptions. Watson also was recognized as an outstanding special teams player during his pro career.

Watson had three 1,000-yard receiving seasons (1981, '83 and '84) and was named to the Pro Bowl in 1981. That year, he posted the best numbers of his career for receiving yardage (1,244), touchdowns (13) and reception average (20.7 yds.) while his career single-season high of 69 receptions came in 1984.

Watson had 16 100-yard receiving games and 49 consecutive games with at least one reception as a player. He had single-game highs of 11 receptions (1984, vs. Pittsburgh in the playoffs) and 183 receiving yards (on 10 receptions at the Los Angeles Rams in 1982).

Watson, 50, joined the Broncos in 1979 as a free agent from Temple University, where he was a four-year letterman at wide receiver. He was selected to the All-East team, playing in the East-West Shrine Game to close out his college career. Watson also won three letters and two conference championships as a long jumper, graduating with a degree in parks administration.

COACHING EXPERIENCE

7th NFL Season (7th with Broncos)

Denver Broncos

Associate Head Coach 2007

Wide Receivers 2003-06

Defensive Assistant 2001-02

A native of Baltimore, Watson was born on May 28, 1957, and was a three-sport star at St. Mark's High School in Wilmington, Del. He and his wife, Pam, reside in Cherry Hills Village, Colo. They have a son, Stephen Ross Jr. (19), and two daughters, Brittany (21) and Rachel (17). Stephen Ross Jr. in 2007 begins his freshman season playing tight end for the University of Michigan.



JOE BAKER

LINEBACKERS

Joe Baker enters his first season as linebackers coach for the Denver Broncos in 2007 and his 12th season as an NFL coach. Baker, who has 14 combined years of coaching experience at the professional and collegiate levels, officially joined the Broncos' staff on Jan. 29, 2007.

Baker joined the Broncos after spending the 2006 season coaching linebackers and handling defensive quality control for the St. Louis Rams. An NFL assistant coach for the previous seven years, Baker has coached for the Green Bay Packers (2005), New Orleans Saints (2000-04) and Jacksonville Jaguars (1995-98) during his career.

With Baker on their defensive staff in 2006, the Rams ranked seventh in the NFL in takeaways (32) and forced a league-high nine turnovers inside the red zone. Baker worked with Will Witherspoon, who posted a career and team-high 136 tackles and led a linebacking unit that helped St. Louis rank eighth in the league against the pass (189.7 ypg.).

Baker joined the Rams from Green Bay, where he spent the 2005 season as its secondary/safeties coach. While working with current Broncos Assistant Head Coach/Defense Jim Bates, who was the Packers' defensive coordinator, Baker coached a secondary that helped the Packers rank first in the NFL against the pass (167.5 ypg.). It marked the fewest passing yards per game the Packers had allowed in 27 years.

In five years with the Saints from 2000-04, Baker coached in several different capacities as New Orleans ranked fifth in the NFL in takeaways (163) during his time with the club. He was New Orleans' secondary coach from 2003-04, secondary assistant in 2002 and assistant defensive backfield/assistant special teams coach from 2000-01.

Baker, 38, instructed a New Orleans secondary in 2004 that was vital to one of the NFL's most aggressive defenses with the team leading the league in opponent fumble recoveries (20) and tying for the NFL high in red zone takeaways (7). New Orleans' defensive backfield also excelled under Baker in 2003, helping the club rank third in the NFC (8th in NFL) in pass defense (187.1 ypg.).

During the 2001 season as New Orleans' defensive backfield/assistant special teams coach, Baker instructed Sammy Knight as he posted the third-highest interception total (6) among NFL safeties to earn a Pro Bowl selection.

At the University of Wisconsin in 1999, Baker was the Badgers' outside linebackers/special teams coach for a team that captured the Big Ten Conference title and earned a victory in the Rose Bowl. Wisconsin led the Big Ten in kickoff and punt coverage, kickoff return average and field goal percentage with Baker instructing its special teams.

Baker began his NFL career in 1994 with the Jacksonville Jaguars as their manager of football operations, helping the club prepare for its 1995 expansion season. He worked as the Jaguars' assistant special teams coach for the next four seasons (1995-98), a time period when Jacksonville fielded one of the league's most consistent special teams. From 1995-98, the Jaguars ranked second in the NFL in net punting average (37.9 yds.), third in gross punting average (44.4 yds.), seventh in punt return average (11.0 yds.) and eighth in opponent punt return average (8.2 yds.).

With Baker on its coaching staff, Jacksonville advanced to the AFC Championship in just its second season in 1996. The Jaguars would record 11 wins in each of the next two seasons with two of Baker's pupils, kicker Mike Hollis and punter Bryan Barker, earning Pro Bowl honors in 1997.

Before joining the Jaguars, Baker coached running backs and wide receivers at Samford University (Birmingham, Ala.) in 1993. He spent time in 1992 as a player personnel coordinator for the World Football League's Birmingham Fire before taking a position at Samford.

Baker began his football coaching career in 1991 as a graduate assistant at East Stroudsburg University (Pa.) instructing its defensive backs for that season.

COACHING EXPERIENCE

12th NFL Season (1st with Broncos)

Denver Broncos

Linebackers2007

St. Louis Rams

Defensive Quality Control/Linebackers2006

Green Bay Packers

Secondary/Safeties2005

New Orleans Saints

Secondary2003-04

Secondary Assistant2002

Asst. Def. Backfield/Asst. Special Teams2000-01

University of Wisconsin

Outside Linebackers/Special Teams1999

Jacksonville Jaguars

Assistant Special Teams1995-98

Samford University

Running Backs/Wide Receivers1993

East Stroudsburg University

Graduate Assistant/Defensive Backs1991

A former wide receiver at Princeton University (1987-90), Baker helped the Tigers capture the 1989 Ivy League co-championship. He graduated from the school in 1991 with a bachelor's degree in history.

Baker was born June 29, 1969, in Glen Ridge, N.J. He and his wife, Jill, have a 7-year-old daughter, Mia, and a 3-year-old son, Joey.



JEREMY BATES

WIDE RECEIVERS/QUARTERBACKS

Jeremy Bates enters his second season on the Denver Broncos' coaching staff in 2007 and his first year as the club's wide receivers/quarterbacks coach. Bates has five years of NFL coaching experience and was quarterbacks coach for the New York Jets (2005) and an assistant with the Tampa Bay Buccaneers (2002-04) before serving as the Broncos' offensive assistant in 2006.

In his first year with the Broncos during the 2006 season, Bates was an offensive assistant and worked with Offensive Coordinator Rick Dennison in coaching the offensive line. The Broncos were one of only three teams in the NFL to have two running backs post at least 670 rushing yards with Tatum Bell (1,025 yds.) and undrafted rookie Mike Bell (677 yds.) both enjoying productive seasons.

As quarterbacks coach for the Jets in 2005, Bates instructed a unit that was forced to use five different passers because of injuries. Despite the adversity, New York's quarterbacks helped the club improve toward the end of the year with first-year starter Brooks Bollinger posting an 87.7 passer rating and leading the team to a 2-2 record in its final four games.

Bates, 31, was promoted to assistant quarterbacks coach for the Buccaneers in 2004 and worked closely with Head Coach Jon Gruden and Quarterbacks Coach John Shoop in the instruction and preparation of the team's passers. In that capacity, Bates helped Brian Griese lead the NFL in completion percentage (69.3%) in 2004 and set Buccaneers single-season records in that category along with passer rating (97.5) and yards per passing attempt (7.83).

Bates began his coaching career with Tampa Bay as an offensive quality control coach from 2002-03. Tampa Bay's offense in 2003 was arguably the most productive in franchise history as Bates assisted a unit that set single-season records in total offense (340.8 ypg.) and passing offense (237.8 ypg.). In addition, the club ranked among the league's top 10 in both categories in the same year for just the second time in Buccaneers annals.

In his first season in the NFL's coaching ranks, Bates worked with a Buccaneers offense in 2002 that was pivotal in the franchise winning its first-ever World Championship with a victory over the Oakland Raiders in Super Bowl XXXVII. Tampa Bay's offense was particularly dominant in the postseason, averaging 35.3 points and 334.0 yards per game in three playoff contests that year.

Bates, who attended Sevier County High School in Sevierville, Tenn., began his collegiate playing career as a quarterback at the University of Tennessee in 1995. He transferred to Rice University, where he was a two-year letterman in football from 1996-99 and was a second baseman on the school's baseball team.

Bates' father, Jim, is in his first season as the Broncos' assistant head coach/defense. His brother, James, was a linebacker and defensive captain on the University of Florida's 1996 national championship team and does television play-by-play for the Mountain West Sports Network.

Jeremy Bates was born Aug. 27, 1976, in Manhattan, Kan.



RONNIE BRADFORD

ASSISTANT DEFENSIVE BACKS

Ronnie Bradford enters his fifth season on the Denver Broncos' coaching staff in 2007 and his first season as the club's assistant defensive backs coach. Bradford was Denver's special team's coach for the last three years after spending 2003 as the club's special teams assistant and played 10 seasons

in the NFL as a defensive back, including three years (1993-95) with the Broncos.

While working with Denver's special teams from 2003-06, Bradford instructed a unit that was pivotal in the club earning three postseason berths. During that time, Jason Elam ranked third in the NFL in both field goals made (107) and points scored (479). The Broncos' 62 touchbacks off kickoffs were the third-

COACHING EXPERIENCE

6th NFL Season (2nd with Broncos)

Denver Broncos

Wide Receivers/Quarterbacks2007

Offensive Assistant2006

New York Jets

Quarterbacks2005

Tampa Bay Buccaneers

Assistant Quarterbacks2004

Offensive Quality Control2002-03

COACHING EXPERIENCE

5th NFL Season (5th with Broncos)

Denver Broncos

Assistant Defensive Backs2007

Special Teams2004-06

Special Teams Assistant2003

highest mark in the league from 2003-06 while the club's 9.6-yard average on punt returns during that time ranked as the eighth-best mark in the NFL.

Individually, Bradford instructed four AFC Special Teams Player of the Week winners and two AFC Special Teams Player of the Month winners in four seasons working with the Broncos' special teams.

Bradford's special teams in 2006 limited opponents to a 6.9-yard average on punt returns, marking the fifth-lowest mark in the NFL and the best by the Broncos in 11 seasons. Paul Ernster, in his first full season handling punt and kickoff duties, had the second-highest touchback percentage (25.3) in the NFL while Elam set a franchise record for field-goal accuracy (93.1%) to rank second in the league. Bradford also coached Quincy Morgan, who had the second-highest kickoff return average (27.8 yds.) in the NFL during the final three weeks of the season (min. 10 returns).

Bradford directed one of the NFL's strongest special-teams units in 2005, a year in which Denver went 13-3 en route to capturing the AFC West title and advancing to the conference championship game. The Broncos tied for the NFL lead in fewest opponent drives started past the 50-yard line (10) while ranking second in the league in opponent starting field position (27.9-yard line).

In his first year working with punter Todd Sauerbrun, whom the Broncos acquired in a trade during the 2005 offseason, Bradford helped the veteran tie for fifth in the AFC with a 43.8-yard gross punting average. Sauerbrun became the first punter in franchise history to be named AFC Special Teams Player of the Month for his performance during October, a month in which he also picked up AFC Player of the Week honors (Wk. 6).

Bradford's 2004 unit featured an AFC Special Teams Player of the Month (KR Reuben Droughns) and two AFC Special Teams Player of the Week winners (Elam and P/K Micah Knorr) while playing a pivotal role in Denver's second consecutive playoff berth. Droughns became the first kick returner in Broncos history to win AFC Special Teams Player of the Month after averaging 30.5 yards per kick return in September. Additionally, Knorr's six touchbacks on kickoffs against Kansas City in the 2004 season opener were the highest total by a Bronco since 1983 and earned him the conference's weekly special teams award.

In his first year on Denver's coaching staff as a special teams assistant in 2003, Bradford worked alongside Special Teams Coach Frank Bush and helped guide a unit that finished fifth in the AFC in both punt return average and kickoff return average. The special teams were highlighted in Weeks 9 and 10 when Deltha O'Neal and Rod Smith scored on punt returns in successive weeks, marking the first time in NFL history that two different players from a team returned punts for touchdowns in consecutive games.

After playing for Denver from 1993-1995, Bradford made stops in Arizona (1996) and Atlanta (1997-2001) before finishing his playing career in Minnesota (2002). In that time, Bradford compiled 523 total tackles (387 solo), two sacks, 13 interceptions and 70 passes defended. He played 133 career games while starting 99 of those contests.

Bradford, 36, was selected by the Miami Dolphins in the fourth round (105th overall) of the 1993 NFL Draft but was released during training camp. He was then signed to the Broncos' practice squad before being elevated to the active roster. That season, Bradford played 10 games, starting three, and made his first career interception against Kansas City (12/12/93). In 1994, Bradford saw action in 12 games with Denver before playing four games with the club in 1995.

After one season in Arizona in which he started 11 games for the Cardinals, Bradford moved to Atlanta and played five seasons for the Falcons. He posted a career-high four interceptions in 1997 while starting 14 games. In 1998, Bradford started 10 of the 14 games he played and helped lead the Falcons to Super Bowl XXXIII against his former team in the Broncos. Bradford's highlight of the game came when he intercepted a John Elway pass in the first quarter.

Bradford left Atlanta after the 2001 season and played his final year with the Minnesota Vikings, starting 15 games for the club in 2002.

A two-year starter and four-year letterman at the University of Colorado, Bradford was a first-team All-Big Eight Conference selection as a senior. His extra point block was the margin of victory as Colorado edged Notre Dame 10-9 in the Orange Bowl to claim the national title in 1991.

Bradford, born Oct. 1, 1970, in Minot, N.D., was named an honorable mention All-American by *USA Today* as a senior at Adams City High School in Commerce City, Colo. He and his wife, Trish, reside in Denver and have three children.



JACOB BURNEY

DEFENSIVE LINE

Jacob Burney enters his sixth season coaching the Denver Broncos' defensive line in 2007 and will work with Bill Johnson in instructing a talented defensive front. Burney joined the Broncos in 2002 following successful stints with Carolina (1999-2001) and the Cleveland Browns/Baltimore Ravens (1994-98). He has coached 13 seasons in the NFL and has forged a reputation as a vocal leader for his players and one who takes a hands-on approach to his teaching.

The Broncos' defensive line has been one of the strongest in the NFL against the run since Burney began working with the unit in 2002. Denver ranks second in the

NFL in run defense since the 2002 campaign, allowing an average of only 97.3 rushing yards per game. In addition, Burney's defensive line has helped the Broncos allow the fourth-fewest rushing first downs (439) in the league since 2002.

Burney coached defensive ends for the Broncos in 2006, a year in which Denver was the only AFC team and one of just three clubs in the NFL to have three defensive ends post at least six sacks. Veteran defensive ends Ebenezer Ekuban (7 sacks) and Kenard Lang (6 sacks) had strong seasons under Burney while rookie defensive end Elvis Dumervil (8.5 sacks) also thrived under the veteran coach's instruction. Dumervil's team-high 8.5 sacks marked the third most by a rookie in Broncos history and were the third-highest total among NFL rookies in 2006.

In addition, Burney's group of defensive ends in 2006 helped Denver become the first franchise since 1934 to allow only two touchdowns through its first six games of the season.

In 2005, Denver's defensive line was pivotal in the club posting a 13-3 record and capturing the AFC West title en route to advancing to the AFC Championship Game. As defensive line/ends coach, Burney instructed a group that helped Denver rank second in the NFL in run defense, allowing only 85.2 yards per game. Denver held two opponents to less than 20 rushing yards in a game, including its contest at Jacksonville (10/2/05) in which it allowed the second-fewest rushing yards (12) in a game in franchise history.

The Broncos' defensive line also generated a consistent pass rush in 2005 that helped the club record its most interceptions (20) in four seasons.

Burney's line once again proved to be one of the NFL's top units in 2004 as its play helped the Broncos' defense rank fourth in the NFL for the second consecutive season. The Broncos' run defense also ranked fourth in the league, surrendering an average of only 94.5 yards per game. Despite the absence of All-Pro lineman Trevor Pryce for most of the year, the Broncos maintained a solid pass rush throughout the season. Defensive end Reggie Hayward flourished under Burney's tutelage, racking up a career and team-high 10.5 sacks to rank third in the AFC.

In 2003, Burney's line was a major force on a defense that finished the season fourth in the NFL in total yards allowed. Defensive end Bertrand Berry led the team with a career-high 11.5 sacks (52 yds.), and Pryce added 8.5 sacks (47 yds.). The defense only allowed 277.1 yards a game, which ranked fourth in the NFL and third in the AFC.

Similar results came about in 2002 as the line helped the defense finish the season sixth in total defense in the NFL and fourth against the run. Burney's line was represented in the Pro Bowl by Pryce, who made his fourth consecutive trip after leading the team with nine sacks. In addition, the Broncos were one of the toughest defenses in the league that year against the run, limiting their opponents to just 93.1 rushing yards per game.

During Burney's tenure as defensive line coach in Carolina (1999-01), the Panthers showed a knack for creating turnovers with the defense posting 74 takeaways from 2000-01 that ranked as the fourth-highest total in the NFL during that period. In 2001, Burney coaxed a breakout season from third-year defensive end Mike Rucker, who posted a career-high and team-leading nine sacks. Under Burney's tutelage, Rucker developed into a full-time starter and set a record for sacks by a Panthers defensive lineman.

Before his stint in Carolina, Burney spent five seasons (1994-98) with the Cleveland Browns / Baltimore Ravens franchise as its defensive line coach. He was hired by the Browns in 1994 and oversaw a defensive line that contributed to a defense that allowed only 204 points, nine rushing touchdowns and 3.6 yards per carry that season.

With Baltimore in 1998, Burney helped develop defensive lineman Michael McCrary into a Pro Bowl starter and contributed to a Ravens defensive unit that ranked sixth in the NFL against the run.

Burney, 48, enjoyed a successful 11-year coaching career on the collegiate level before entering the NFL coaching ranks in 1994. It began at the University of New Mexico (1983-86) and continued with stints at the University of Tulsa (1987), Mississippi State University (1988), the University of Wisconsin (1989), UCLA (1990-92) and the University of Tennessee (1993). Each of those appointments was as defensive line coach with the exception of the Mississippi State job in which he coached the inside linebackers.

A standout player himself, Burney was a four-year starter on the defensive line at the University of Tennessee-Chattanooga, where he helped the Moccasins to four Southern Conference championships and a four-year record of 33-9-2. He picked up All-Southern Conference honors in each of his final three seasons and earned a bachelor's degree in physical education from the school in 1981. Burney had try-

BURNEY'S COACHING EXPERIENCE

14th NFL Season (6th with Broncos)

Denver Broncos

Defensive Line	2007
Defensive Line/Ends	2005-06
Defensive Line	2002-04

Carolina Panthers

Defensive Line	1999-2001
----------------------	-----------

Cleveland Browns/Baltimore Ravens

Defensive Line	1994-98
----------------------	---------

University of Tennessee

Defensive Line	1993
----------------------	------

UCLA

Defensive Line	1990-92
----------------------	---------

University of Wisconsin

Defensive Line	1989
----------------------	------

Mississippi State University

Inside Linebackers	1988
--------------------------	------

University of Tulsa

Defensive Line	1987
----------------------	------

University of New Mexico

Defensive Line	1983-86
----------------------	---------

outs with the Detroit Lions in 1981 and 1982.

A native of Chattanooga, Tenn. (1/24/59), Burney was a three-sport star at Tyner High School in Chattanooga, earning all-state honors in football, wrestling, and track and field. He and his wife, Madrinna Patton, have two sons, Jacob and Benjamin, and reside in Lone Tree, Colo. Burney's son Jacob was a four-year letterwinner as a defensive tackle at Bucknell University (2002-05) while Benjamin is a junior safety at the University of Colorado.



KEITH BURNS

SPECIAL TEAMS ASSISTANT

Following a 13-year playing career in which he established himself as one of the most accomplished special teams players in the NFL, former line-backer Keith Burns begins his coaching career with the Denver Broncos in 2007 as a special teams assistant.

Burns, who played for the Broncos for 11 seasons, will work closely with Special Teams Coordinator Scott O'Brien in instructing the club's special teams.

During his playing career with the Broncos from 1994-98, 2000-03 and 2005-06, Burns led or tied for the team lead in special-teams tackles seven times and totaled 186 special-teams stops in 166 career games (3 starts) with the club. The 35-year-old also added 70 tackles (47 solo), 1.5 sacks (9 yds.), two pass breakups and one forced fumble as a Bronco.

Burns was a key member of the Broncos' teams that won Super Bowl XXXII in 1997 and XXXIII in 1998, and he helped Denver capture three AFC West titles. His 12 career postseason games with the Broncos tie for the 10th most by a player in team history.

Burns entered the NFL with Denver as a seventh-round choice (210th overall) in the 1994 NFL Draft from Oklahoma State University. In addition to playing for the Broncos, Burns spent the 1999 season with the Chicago Bears and competed for the Tampa Bay Buccaneers during the 2004 campaign.

For his entire NFL career, Burns played 197 games (3 starts) and totaled 231 special-teams tackles. He also posted 77 career tackles (50 solo), 1.5 sacks (9 yds.), one interception (15 yds.), three pass breakups and one forced fumble.

Burns is a native of Greeleyville, S.C., and was born on May 16, 1972. He and his wife, Michelle, have two daughters, Danielle and Rachel, and a son, Keith.

COACHING EXPERIENCE

1st NFL Season (1st with Broncos)

Denver Broncos

Special Teams Assistant 2007



DWAYNE CHANDLER

ASST. STRENGTH & CONDITIONING

Dwayne Chandler enters his first season as assistant strength and conditioning coach for the Denver Broncos in 2007. He and Greg Saporta assist Strength and Conditioning Coach Rich Tuten in coordinating the year-round strength and conditioning program for the NFL franchise.

Chandler, 34, joined the Broncos after spending the previous three seasons as the head strength and conditioning coach for the University of Minnesota football program. He also served as the Golden Gophers' co-head strength and conditioning coach in 2003 and as a strength and conditioning assistant at the school from 2001-02.

Chandler instructed 11 players who were selected in the NFL Draft during six seasons at Minnesota, including 2006 first-round draft choice Laurence Maroney and 2005 fourth-round selection Marion Barber III. His strength and conditioning efforts also helped the football program advance to bowl games in each of his last five seasons at Minnesota.

As co-head strength and conditioning coach in 2003, Chandler was a part of Minnesota's first 10-win season since 1905. The Golden Gophers finished that year ranked 20th in the country by the Associated Press following their 31-30 victory against Oregon in the Sun Bowl.

Chandler gained NFL experience working as a strength and conditioning intern for the Dallas Cowboys in 2000. He began his coaching career as a strength and conditioning intern at his alma mater, the University of Oklahoma, in 1999.

COACHING EXPERIENCE

2nd NFL Season (1st with Broncos)

Denver Broncos

Asst. Strength and Conditioning 2007

University of Minnesota

Head Strength and Conditioning 2004-06

co-Head Strength and Conditioning 2003

Strength and Conditioning Asst. 2001-02

Dallas Cowboys

Strength and Conditioning Intern 2000

University of Oklahoma

Strength and Conditioning Intern 1999

Chandler was a four-year letterwinner in football as a fullback at Oklahoma and led the Sooners in rushing touchdowns as a sophomore in 1993. That season, he posted a career-best 103 yards on 15 carries (6.9 avg.) to help Oklahoma defeat rival Oklahoma State.

Chandler, who received a bachelor's degree from Oklahoma in 2000, continued his playing career in the NFL by participating in the Cowboys' 1997 and '98 training camps.

A native of Aberdeen, Miss., Chandler was a two-time state champion in powerlifting at Aberdeen High School. He was born on March 11, 1973, and has a son, Dwayne Harris.



CHARLIE JACKSON

DEFENSIVE ASSISTANT

Charlie Jackson enters his first season as a defensive assistant with the Denver Broncos in 2007 and his second overall year as an NFL assistant coach. Jackson, who was a defensive assistant for the Green Bay Packers in 2005, brings a vast array of leadership, management and coaching experience

to the Broncos' staff.

Jackson joins the Broncos from Utah State University, where he spent 2006 as special assistant to the head coach. He was hired by the Aggies following a brief stint as defensive coordinator at the University of Buffalo.

As a defensive assistant for the Packers in 2005, Jackson helped Green Bay's defense improve in nearly every defensive category from the previous year while assisting current Broncos Assistant Head Coach/Defense Jim Bates, who was the Packers' defensive coordinator. Jackson coached a defense that improved from 25th in the NFL to first against the pass (167.5 ypg.) and a unit that ranked seventh in the league in overall defense (293.1 ypg.) after it also ranked 25th the previous season.

Jackson joined the Packers after working as assistant defensive backs coach and recruiting coordinator at his alma mater, the United States Air Force Academy, in 2004. He was a volunteer assistant at UCLA from 2002-03, working with defenses that helped the Bruins to consecutive postseason berths.

Before entering the coaching arena, Jackson was a commissioned officer in the United States Air Force. He ascended to the rank of captain while being stationed for more than two years at Los Angeles Air Force Base after serving as a minority officer recruiter at Florida State University.

An exceptional athlete, Jackson lettered three times (1997-99) in football as a defensive back at Air Force and also competed on the indoor track and field team for two seasons. Following his senior football season, Jackson was selected by his teammates as a permanent team captain. He also received Air Force football's highest honor, the Brian Bullard Award, as the player who displays unselfishness, pride in his role, total team commitment and 110 percent effort. Jackson helped Air Force become a consistent member of the top 25 and was part of its 12-1 team in 1998 that captured the Western Athletic Conference Championship and finished ranked 10th in the *USA Today* Coaches Poll.

Jackson graduated from the U.S. Air Force Academy with a bachelor's degree in management in 2000 and earned a master's degree in management and sports studies from Long Beach State University in 2003.

At Macon County High School in Montezuma, Ga., Jackson was Georgia Class A football Defensive Player of the Year (*Atlanta Journal-Constitution*) and was on the Georgia academic all-state team.

Jackson was born Nov. 4, 1976, in Vienna, Ga. He is engaged to be married to Gina.

COACHING EXPERIENCE

2nd NFL Season (1st with Broncos)

Denver Broncos

Defensive Assistant 2007

Utah State University

Special Assistant to the Head Coach 2006

University of Buffalo

Defensive Coordinator 2006

Green Bay Packers

Defensive Assistant/Quality Control 2005

U.S. Air Force Academy

Assistant Def. Backs/Recruiting Coord. 2004

UCLA

Volunteer Assistant 2002-03



BILL JOHNSON

DEFENSIVE LINE

Bill Johnson enters his first season as defensive line coach for the Broncos in 2007, and the seventh-year NFL coach will work with Jacob Burney in instructing a talented Denver defensive front. Johnson, who has 27 combined years of coaching experience at the professional and collegiate levels, officially joined the Broncos' staff on Jan. 17, 2007.

Johnson joined the Broncos after working as the Atlanta Falcons' defensive line coach for the previous six seasons. The 52-year-old spent his first 21 years in coaching as a college assistant and has worked at major Division I-A programs such as Texas A&M University (1992-99), the University of Arkansas (1990-91, 2000) and the University of Miami (1987).

Instructing the Falcons' defensive line from 2001-06, Johnson helped the club post the seventh-highest sack total in the NFL (3rd most in NFC) with 242 quarterback take-downs during that period. Atlanta twice ranked in the league's top 10 in both fewest rushing yards per game and fewest rushing yards per carry allowed, doing so during the 2004 and 2006 campaigns.

Johnson also instructed two Pro Bowl selections during his time with Atlanta in defensive end Patrick Kerney (2004) and defensive tackle Rod Coleman (2005). Coleman's 28 sacks under Johnson's tutelage from 2004-06 marked the highest total by an NFL defensive tackle and were 7.5 more than the next closest player. Kerney tied for ninth in the league with 53 sacks while working with Johnson from 2001-06 and three times recorded at least 10 sacks in a season (2001-02 and '04).

In 2006, Johnson helped Atlanta rank ninth in the NFL in rushing defense (103.6 ypg.) to mark the club's lowest such figure since 1998. The Falcons ranked sixth in the league in yards per carry allowed (3.8) in 2006, also their best average in eight seasons.

Johnson's defensive line with Atlanta in 2005 was led by Coleman, who earned the first Pro Bowl selection of his career and led all NFL defensive tackles with 10.5 sacks. Johnson's group also helped Atlanta lead the NFL in third-down defense (30.2%) that year.

Atlanta reached the NFC Championship Game during the 2004 season and featured a Johnson-led defensive line that paved the way for the club to lead the NFL in sacks (48) for the first time in franchise history and tie for eighth in the league in run defense (105.1 ypg.). Kerney ranked fourth in the league with a career-best 13 quarterback take-downs to earn Pro Bowl honors while Coleman tied for the most sacks (11.5) among all NFL interior linemen that season.

The Falcons' 47 sacks in 2002 tied for the second most in a season in club annals, and the team was led by Kerney's second consecutive season with a double-digit sack total (12).

Johnson joined the Falcons in 2001 after working the previous 21 seasons as a collegiate assistant. His most recent collegiate job was at Arkansas, where he completed his second stint with the Razorbacks as their defensive line coach in 2000.

Johnson's longest collegiate coaching stint occurred at Texas A&M, where he spent eight seasons (1992-99) as its defensive line coach under Head Coach R.C. Slocum. Johnson helped the Aggies advance to six bowl games (3 Cotton Bowls, 2 Alamo Bowls and 1 Sugar Bowl), earn three conference championships (2 Southwest Conference, 1 Big 12 Conference) and finish ranked in the Top 10 three times. He instructed nine defensive linemen who were selected in the NFL Draft in eight seasons at Texas A&M.

The Aggies were crowned SWC champions with Johnson coaching their defensive line in 1992 and 1993, finishing those seasons ranked seventh and eighth respectively in the nation. His defensive line also was a key part of Texas A&M's 1998 team that won the Big 12 title.

Individually, Johnson instructed defensive lineman Sam Adams, who was a consensus All-American at Texas A&M in 1993 and was selected as the national defensive player of the year by *Sports Illustrated*. Adams, who had 10.5 sacks in 1993, was chosen by the Seattle Seahawks with the eighth overall pick in the 1994 NFL Draft. He also coached Brandon Mitchell in 1995 as the Texas A&M defensive lineman earned first-team All-America honors (Walter Camp).

Johnson came to Texas A&M after coaching the defensive lines of Arkansas (1990-91) and Louisiana Tech University (1988-89).

As a graduate assistant under Head Coach Jimmy Johnson at Miami in 1987, Johnson primarily worked with the Hurricanes' linebackers on a team that went 12-0 and was voted National Champions after a victory over top-ranked Oklahoma in the Orange Bowl.

Before joining Miami's coaching staff, Johnson spent two years as an assistant at McNeese State University (Lake Charles, La.) coaching the school's outside linebackers in 1986 and its defensive line in 1985. He entered the coaching profession as a graduate assistant at his alma mater, Northwestern State University (Natchitoches, La.), in 1980 and served in that capacity for two seasons before coaching defensive ends/linebackers at the school from 1982-84.

Johnson was a four-year letterwinner and two-year starter in football at Northwestern State. He was born June 23, 1955, and he and his wife, Dawn, have two children: Billy, 16, and Abby, 15.

JOHNSON'S COACHING EXPERIENCE

7th NFL Season (1st with Broncos)

Denver Broncos

Defensive Line2007

Atlanta Falcons

Defensive Line2001-06

University of Arkansas

Defensive Line2000

Texas A&M University

Defensive Line1992-99

University of Arkansas

Defensive Line1990-91

Louisiana Tech University

Defensive Line1988-89

University of Miami

Graduate Assistant1987

McNeese State University

Outside Linebackers1986

Defensive Line1985

Northwestern State University

Defensive Ends/Linebackers1982-84

Graduate Assistant1980-81



PAT MCPHERSON

TIGHT ENDS

COACHING EXPERIENCE

11th NFL Season (10th with Broncos)

Denver Broncos

Tight Ends2007

Quarterbacks2003-06

Offensive Assistant1999-2002

Defensive Assistant1998

Bellarmino College Prep (Calif.)

Defensive Coordinator/Inside Linebackers1994-97

San Francisco 49ers

Defensive Quality Control (Volunteer)1996

tant (1998) for the National Football League franchise.

McPherson's promotion to quarterbacks coach in 2003 coincided with Denver's signing of Jake Plummer, who became one of the NFL's elite players at his position during four seasons with the Broncos. Plummer's 39-15 regular-season record (.722) from 2003-06 with McPherson as his position coach marked the fourth-best winning percentage among all NFL signal callers. The quarterback also compiled a +24 touchdown-to-interception ratio (71-47) under McPherson, a significant improvement from the -24 ratio (90-114) he had in his first six seasons with the Cardinals.

In addition, Plummer concluded his career with Denver as its all-time leader in passer rating (84.3) and surrendered the sixth-fewest sacks (69) in the NFL from 2003-06 among quarterbacks with at least 1,000 passes.

McPherson in 2006 helped ease rookie quarterback Jay Cutler's transition into the NFL as the first round draft choice started Denver's final five games and made league history in the process. Cutler became the first rookie in NFL history and one of only two players in league annals to throw at least two touchdown passes in each of his first four games. He also had the second-highest touchdown percentage (6.6) and third-highest touchdown-to-interception ratio (1.8) by an NFL rookie since the 1970 merger.

Plummer took his game to new levels under McPherson in 2005, leading Denver to a 13-3 record, an AFC West title and a berth in the AFC Championship Game while throwing for 3,366 yards. Starting every game, Plummer's grasp of the offense helped Denver rank No. 1 in the NFL with a franchise-low 16 take-aways and resulted in him being chosen as a Pro Bowl alternate. He ranked second in the league in interception percentage (1.5), throwing only seven in 456 attempts and going 229 consecutive attempts without an interception for the fourth-longest streak in the NFL since 1996.

Plummer was particularly effective in the first half of games under McPherson in 2005, recording the league's fifth-best passer rating (101.7) through the first two quarters in helping Denver rarely fall behind its opponents.

McPherson's teaching continued to have a positive impact on Plummer in 2004 as the quarterback set a Broncos single-season record for passing yards (4,089) while tying the team's record for most touchdown passes (27) in a season. On the way to directing the AFC's No. 3 pass offense at 249.9 net yards per game (6th in NFL), Plummer became the first quarterback in Broncos history to take every offensive snap in a season.

Additionally, the signal-caller posted 499 passing yards against the Falcons (10/31/04) for the highest single-game passing total in franchise history and the ninth-highest mark in NFL history. One year removed from allowing the fourth-fewest sacks (25) in Broncos history, Plummer was sacked only 15 times in 2004 to shatter the franchise record.

In 2003, McPherson helped Plummer, in his first year as Denver's starting quarterback, complete 189-of-302 passes for 2,182 yards and a career-best 15:7 touchdown-to-interception ratio to rank fifth in the NFL with a 91.2 passer rating. Plummer guided the team to a 9-2 record in his 11 starts, and he won more games in his first season as the Broncos' quarterback than anyone since Craig Morton directed Denver to 12 wins in 1977.

In 2002 as Denver's offensive assistant, McPherson helped guide the Broncos' offense to an NFL ranking of third (2nd in AFC). The season was highlighted by the outstanding play of rookie running back Clinton Portis, who was a big key to that success. Denver's second-round draft pick out of Miami was the league's fourth-leading rusher after compiling 1,508 yards and 15 touchdowns while earning NFL Offensive Rookie of the Year honors. Wide receiver Rod Smith led the Broncos with 89 receptions for 1,027 yards to mark his franchise-record sixth consecutive 1,000-yard season.

McPherson worked as an assistant with a Denver offense in 2001 that set club records for total offense (6,554 yds.), passing yards (4,243) and first downs (383) while scoring 30 or more points 10 times.

In his first year working with Denver's offense in 1999, McPherson was involved in the production of a unit that featured a 3,000-yard passer (Brian Griese), two 1,000-yard receivers (Ed McCaffrey and Smith) and a 1,000-yard rusher (Olandis Gary).

Working with the defensive staff as an assistant in 1998, McPherson played a role in tutoring a Broncos defense that ranked third in the NFL against the run and 11th in the overall defensive rankings.

McPherson, 38, was hired by the Broncos on April 7, 1998, following a four-year coaching stint at his

high school alma mater, Bellarmine College Prep, in San Jose, Calif. In addition to coordinating the defense and coaching the inside linebackers, McPherson's duties included teaching English, algebra and physical fitness at the school.

During his tenure at Bellarmine, the football team compiled a record of 35-11, won three consecutive league titles and made one section championship appearance as well as two semifinal appearances. He also gained valuable coaching experience volunteering with the San Francisco 49ers in 1996, serving in a defensive quality control capacity.

McPherson holds a bachelor's degree in English and an MBA from Santa Clara, where he captained the football team and was voted Most Inspirational Player as an inside linebacker during his senior season of 1992. He began his collegiate career in 1987 at UCLA, where he received the Charles Pike Award, which recognizes the school's outstanding freshman football player. McPherson signed with the 49ers as a rookie free agent in 1993 and participated in three preseason games, including one against the Broncos at Mile High Stadium.

A native of San Jose, Calif., McPherson was an all-state and All-America inside linebacker at Bellarmine College Prep, where he earned Scholar-Athlete of the Year honors as a senior. He was voted captain of the North team in California's North-South Shrine Game played at the Rose Bowl. In April 2004, McPherson was inducted into Bellarmine's Athletic Hall of Fame.

McPherson worked with the National Multiple Sclerosis Society in Santa Clara, Calif., in 1994, organizing and implementing the chapter's largest fund-raising event, the 1994 MS Walk. His father, Bill McPherson, coached in the NFL for 21 years and worked as a personnel consultant for the San Francisco 49ers before retiring in February 2005.

McPherson was born on April 15, 1969, in Santa Clara, Calif. He and his wife, Shannon, reside in Littleton, Colo., and have two sons: Jackson Montana and Grayson Hunter.



JIM RYAN

OFFENSIVE ASSISTANT

Jim Ryan, a former Broncos linebacker who was a key member of two Super Bowl teams during 10 seasons with the club from 1979-88, enters his third full season on Denver's coaching staff in 2007 and will serve as an offensive assistant. Ryan spent the previous two seasons as a defensive assistant

with Denver after joining the club as a volunteer defensive assistant in mid-November of the 2004 campaign.

During his second year as a defensive assistant with the Broncos in 2006, Ryan coached a unit that finished the year tied for eighth in the NFL in scoring defense (19.1 ppg.). Denver allowed the fewest touchdowns (2) through its first six games of any franchise since 1934 and was particularly stingy in the red zone, ranking seventh in the NFL (44.4%) in opponent touchdown percentage inside the 20-yard line.

In 2005, Ryan served as a defensive assistant on a Broncos team that went 13-3, captured the AFC West title and advanced to the AFC Championship Game. Denver's defense was one of the strongest in the NFL against the run, ranking second in the league in that category (85.2 ypg.). Ryan also contributed to the Broncos' defense tying for third in the NFL in fewest points allowed (16.1 ppg.) during the 2005 campaign.

For the latter part of 2004, Ryan worked with a Broncos defense that finished the year ranked third in the AFC (4th in NFL) in surrendering an average of only 278.7 yards per game. He primarily assisted Defensive Coordinator Larry Coyer in coaching the team's linebackers as the unit played an integral role in securing the franchise's second consecutive playoff berth.

Before joining the Broncos, Ryan served as the head football coach at Regis Jesuit High School (5A) in Aurora, Colo., from 2002-04 after working as a volunteer assistant with the school from 2000-01. As head coach, Ryan led Regis to a 14-2 record in conference play, including a 5-0 mark in 2002. He was named the Denver Broncos High School Coach of the Week in October of 2002 after guiding Regis to four consecutive conference victories that clinched a playoff berth for the school.

Ryan, 50, previously worked as president of the Denver Broncos Youth Foundation from 1992-95. In that position, he helped establish the Denver Broncos Academy as an alternative educational institution for troubled youth. Ryan also has been involved with sports broadcasting, hosting a sports talk show on KFN-AM 950 and providing commentary for radio broadcasts of University of Colorado football and men's basketball games.

During his distinguished NFL playing career that began as an undrafted free agent in 1979, Ryan played 150 career regular-season games (91 starts) for the Broncos at all four linebacker positions and intercepted five career passes (41 yds.). Denver's leading tackler in 1987 with 125 stops, Ryan was a

key player on the teams that advanced to Super Bowls XXI and XXII during the 1986 and '87 seasons, respectively. He finished his career second among active Broncos in games played and ranked fourth in team history with 84 consecutive games played.

Ryan earned a bachelor's degree in business management from William and Mary, where he was a four-year letterman at linebacker and named the conference's Player of the Year following an outstanding senior season. He later earned a master's degree in business administration from the University of Denver.

Ryan and his wife, Sara, have three sons—James Benjamin (3/29/86), Jonathan Charles (7/8/87) and Samuel Paul (4/11/90)—and reside in Centennial, Colo. Ryan's oldest son, Ben, in 2007 begins his senior year as a linebacker at Air Force Academy while Jon is in his junior year as a linebacker at Wheaton College in Wheaton, Ill.

James Joseph Ryan was born May 18, 1957, in Bellmawr, N.J., and attended Bishop Eustace High School in Pennsauken, N.J.



GREG SAPORTA

ASST. STRENGTH & CONDITIONING

Greg Saporta enters his 13th season as assistant strength and conditioning coach for the Denver Broncos in 2007. He and Dwayne Chandler assist Strength and Conditioning Coach Rich Tuten in coordinating the year-round strength and conditioning program for the National Football League franchise.

Saporta came to Denver in 1995 from the University of Florida, where he spent two separate stints as an assistant strength coach under Tuten. He originally began his career as a student assistant at Florida in 1981 and became assistant strength coach in 1985. Saporta held that position until 1988 when he went to the University of North Carolina to assume the same position from 1988-92, once again working with Tuten, who had been named strength director at the school.

Saporta, 50, returned to Florida in 1992 to resume his position as assistant strength coach, which he held until April 1995 when he joined the Broncos' staff. During his initial stay in Gainesville, Fla., Saporta served on the same staff as Broncos Head Coach Mike Shanahan, who was the Gators' offensive coordinator at the time.

Saporta, originally from Manhattan, N.Y., received a bachelor's degree in physical education with a concentration in exercise physiology from Florida in 1985. He previously attended Buffalo State University in New York, where he lettered for two years in football and rugby. Additionally, he participated in track for the school.

Saporta was born Feb. 18, 1957, and he and his wife, Nancy, reside in Lone Tree, Colo.



RYAN SLOWIK

SPECIAL TEAMS ASSISTANT

Ryan Slowik enters his third season on the Denver Broncos' coaching staff in 2007 and his first year as a special teams assistant for the National Football League franchise. Slowik began his NFL coaching career with Denver in 2005 as a defensive assistant and served in that capacity for the previous two years.

As a defensive assistant for Denver in 2006, Slowik worked closely with the club's defensive backs, including perennial Pro Bowl choice Champ Bailey. The cornerback was the runner-up for the 2006 Associated Press Defensive Player of the Year award after tying for the NFL lead with 10 interceptions that season.

In his first year on the Broncos' coaching staff in 2005, Slowik worked as a defensive assistant on a club that went 13-3 and won the AFC West title en route to advancing to the AFC Championship Game. Slowik primarily assisted with the instruction of the Broncos' defensive backs, who in 2005 helped the team post its highest interception total (20) in four seasons.

COACHING EXPERIENCE

13th NFL Season (13th with Broncos)

Denver Broncos

Asst. Strength and Conditioning1995-2007

University of Florida

Assistant Strength1992-95

University of North Carolina

Assistant Strength1988-92

University of Florida

Assistant Strength1985-88

Student Assistant Strength1981-84

COACHING EXPERIENCE

3rd NFL Season (3rd with Broncos)

Denver Broncos

Special Teams Assistant2007

Defensive Assistant2005-06

University of Wisconsin-Oshkosh

Assistant Secondary Coach2004

Slowik, 26, worked as assistant secondary coach for the University of Wisconsin-Oshkosh in 2004 after an injury ended his playing career for the school. His secondary helped the Titans post the ninth best turnover margin (+1.5) in Division III during the 2004 season.

A former strong safety, Slowik started eight games for UW-Oshkosh during the 2002 and '03 seasons, totaling 62 tackles. He began his collegiate playing career at Youngstown State in Youngstown, Ohio, before transferring to UW-Oshkosh.

Slowik's father, Bob, is in his third season on the Broncos' coaching staff in 2007 and serves as the club's defensive coordinator/defensive backs coach.

Slowik was born Dec. 27, 1980, in Gainesville, Fla., and was raised in Chicago.



BOBBY TURNER

RUNNING BACKS

Bobby Turner begins his 13th season as the Denver Broncos' running backs coach in 2007. Turner, who entered the NFL's coaching ranks when he joined Denver's staff in 1995, also worked for 20 years as a college assistant and has 35 combined years of coaching experience at the professional, collegiate and high school levels.

In his final collegiate coaching stop before moving to the NFL, Turner served as assistant head coach, offensive coordinator and running backs coach at Purdue University from 1991-94. Turner was the running backs coach at Ohio State University from 1989-90, a period when the Buckeyes went to two bowl games and had one of the best running games in the Big Ten Conference.

Before his stint at Ohio State, Turner coached the running backs at Fresno State University (1983-88) and at his alma mater, Indiana State University. He accepted a position coaching Indiana State's running backs and quarterbacks in 1975 and also worked as the team's strength and conditioning coordinator that season. Turner was Indiana State's defensive backs coach as well as its strength and conditioning coordinator from 1976-77 before working as the team's running backs coach and special teams coordinator from 1978-81. In his final year at Indiana State in 1982, he coached defensive backs and served as special teams coordinator.

Turner, 58, began his coaching career at Haworth High School in Kokomo, Ind., where he was an assistant coach with the football and basketball teams from 1972-74.

Turner enjoyed a fine career as an all-conference defensive back at Indiana State, where he played both football and basketball. He tied the school's single-season record as a sophomore by recording nine of his 16 career interceptions, including two returned for touchdowns.

He earned a bachelor's degree in health and physical education from Indiana State in 1972 before receiving a master's degree in education/administration from the school in 1976. Turner was born May 6, 1949, in Midway, Ala., and grew up in East Chicago, Ind.

Bobby and his wife, Kimberly, have three daughters—Nacole, Krishana and Kiaana—and make their home in Centennial, Colo.

VINCE LOMBARDI TROPHY

The Denver Broncos claimed back-to-back World Championships with their 31-24 defeat of Green Bay in Super Bowl XXXII and their 34-19 triumph over Atlanta in Super Bowl XXXIII. The franchise now owns two Vince Lombardi Trophies, which are displayed in the lobby of the Paul D. Bowlen Memorial Broncos Centre. The sterling silver trophies are created by Tiffany & Company, named for the late Vince Lombardi before Super Bowl V. Each trophy is a regulation-size silver football mounted in a kicking position on a pyramid-like stand of three concave sides. The trophy stands 20.75 inches tall, weighs 107.3 ounces, and is valued in excess of \$10,000. Each is engraved with the words "Vince Lombardi Trophy" above an NFL Shield. Below that is the engraving of the particular Super Bowl (XXXII and XXXIII), "AFC vs. NFC," the score of the game, the date and the location.



RICH TUTEN

STRENGTH & CONDITIONING

Rich Tuten enters his 13th season as the Denver Broncos' strength and conditioning coach in 2007. He coordinates the club's year-round strength and conditioning program with assistance from Dwayne Chandler and Greg Saporta.

Under his guidance during the Mike Shanahan regime, Tuten's offseason strength and conditioning program has become a model among NFL franchises. It has been overwhelmingly successful, not only in terms of attendance by Broncos players but in their performance on the field as the Broncos were able to capture back-to-back World Championships in 1997 and '98 and advance to the AFC Championship Game in 2005.

Tuten came to the Broncos in 1995 from the University of Florida, where he was the director of strength and conditioning from 1980-87 and also from 1993-94. He was the athletic strength director at the University of North Carolina from 1988-92.

While at both schools, Tuten supervised the strength and conditioning programs for every intercollegiate sport. With Florida, he also served as the head strength and conditioning coach for the nationally ranked Gators football team. At North Carolina, Tuten helped the Tar Heels make major advancements in their strength and conditioning program, enabling the school to compete with the top collegiate programs in the country.

Tuten, 53, has coached with four current members of the Broncos' coaching staff at the college level. He worked with Head Coach Mike Shanahan, Assistant Head Coach/Quarterbacks Mike Heimerdinger and Defensive Coordinator/Defensive Backs Coach Bob Slowik at Florida in the early 1980s, and with his assistant Greg Saporta at both Florida and North Carolina from 1981-94.

A 1978 Clemson University graduate, Tuten was a three-year letterman and starting nose guard for the Tigers. He was named to the All-America Strength Team in 1978 and was part of the 1978 ACC champion Tiger squad. Tuten registered nine tackles and three sacks against Maryland that season to help clinch the conference title, and he earned ACC Defensive Player of the Week honors for his efforts.

Tuten received a bachelor's degree in therapeutic recreation from Clemson in 1978.

Born Dec. 30, 1953, Tuten attended Wakefield High School in Arlington, Va., where he participated in football, wrestling and track. He is a native of Columbia, S.C. He and his wife, Donna, reside in Highlands Ranch, Colo., and have two sons: Will and Matt. Will graduated from Gardner-Webb University with a business degree and played wide receiver at the school. He is currently working toward his MBA at Gardner-Webb and will graduate with his master's degree in May 2008. Matt will attend the University of Pennsylvania in the fall of 2008 and will work toward a degree in business having been accepted into the Wharton Business School. He also will play wide receiver at the University of Pennsylvania.

COACHING EXPERIENCE

13th NFL Season (13th with Broncos)

Denver Broncos

Strength & Conditioning1995-2007

University of Florida

Director of Strength & Conditioning1993-94

University of North Carolina

Athletic Strength Director1988-92

University of Florida

Director of Strength & Conditioning1980-87

FOOTBALL OPERATIONS



JIM GOODMAN

DIRECTOR OF PLAYER PERSONNEL

Jim Goodman is in his 10th year with the Denver Broncos in 2007 and begins his second season as the club's Director of Player Personnel. He spent four years (2002-05) as the Broncos' director of college scouting before being named to his current position on April 25, 2006.

In his first four years (1998-2001) with the Broncos' organization, Goodman worked as an area scout evaluating the South region.

Goodman is in charge of managing the Broncos' overall scouting process and all aspects of its year-round schedule as well as coordinating the work of the club's area scouts. He also is involved in the overall acquisition of players and in overall personnel department matters.

Goodman was hired by the Broncos in May 1998 after four successful seasons on the coaching staff of Rice University, where his duties also included coordinating the program's recruiting efforts. Goodman coached the tight ends and special teams all four years (1994-97) and added the duties of wide receivers coach for the 1997 season. The Owls were Southwest Conference co-champions in 1994 and produced

three of the best special teams seasons in school history during Goodman's tenure.

Goodman was an associate athletic director in charge of football recruiting at Clemson University from 1991-93 and also coached the team's kickers. He earned consideration among the nation's top-10 recruiting coordinators by the *Chicago Sun-Times* for his work at Clemson. Goodman was an assistant athletic director in charge of recruiting and high school relations at the University of Florida from 1989-90 and was recruiting coordinator and wide receivers coach at the University of Arkansas from 1986-88.

Goodman began his coaching career at Vanguard High School (1974-75) in Ocala, Fla., before moving into the collegiate ranks at the University of North Alabama (1976-78). He then was head coach and athletic director at Marion (Ala.) Institute Junior College (1979-80), where his teams ranked in the top 15 in the national polls both seasons. He also coached the school's baseball team.

Goodman coached outside linebackers at the U.S. Air Force Academy under Ken Hatfield in 1981 before accepting the head coaching position at Valdosta (Ga.) State (1982-84), where he also served as associate athletic director before accepting the full-time athletic director's position in 1985. As coach, he started a program from scratch and fashioned a 15-16-1 record over three years with a squad that included former Atlanta Falcons All-Pro linebacker Jesse Tuggle.

Goodman, 55, holds an associate's degree from Chipola Junior College (1972), a bachelor of science in physical education from Florida (1974) and a master's in education administration from North Alabama (1977).

A native of Blountstown, Fla., where he attended Blountstown High School, Jim and his wife, Jennie, have three adult children: Jeff, Nancy and Tyler. Jeff—a former wide receiver at the University of Florida who is in his second year as a scout with the Broncos—was married in the spring of 2004. Nancy earned both her bachelor's and master's degree from the University of Florida. She was married to Thomas Estes in May 2006, and they reside in Atlanta. Tyler, a former Broncos equipment intern, graduated from Florida in May 2007 and will spend this year working with the Georgia Tech University football program.



EUGENE ARMSTRONG

COLLEGE SCOUT

Eugene Armstrong enters his first season as a college scout with the Denver Broncos in 2007 and evaluates the Southwest and Midwest regions for the club. He joined the Broncos after spending the previous seven years working in the Houston Texans' personnel department, including the last three seasons as a college scout evaluating the Southwest and Midwest regions.

Armstrong was hired by the Texans in 2000 as a scouting intern and was promoted to a college scouting assistant in 2002 for the franchise's inaugural season. In that capacity, he maintained the club's college database and reviewed prospect tapes while scouting the states of Texas, Louisiana and Oklahoma.

Armstrong earned a bachelor's degree in business administration from the University of Tulsa, where he played safety for the Golden Hurricanes.

Born Jan. 15, 1977, Armstrong played football and baseball at Elsik High School in Houston, where he currently resides. He has a daughter, Shelbi, and is married to the former Kimberly Anderson.



BOBBY BEERS

COLLEGE SCOUT

Bobby Beers enters his fourth full season as a college scout with the Denver Broncos in 2007 and evaluates the West region for the club. Beers joined the Broncos' scouting department during the 2003 season.

Beers, 34, entered the NFL ranks after working for the Arena Football League's Colorado Crush during its inaugural 2003 season. Beers was heavily involved in all areas of the Crush's personnel and coaching activities. His responsibilities ranged from coordinating the offense to personnel and included the hiring of team staff.

From 2000-02, he coached wide receivers and quarterbacks for NFL Europe's Berlin Thunder while also assisting with the team's passing game. The Thunder was among the league leaders in passing during his tenure, and his efforts helped Berlin capture consecutive World Bowl titles from 2001-02.

After beginning his coaching career in the high school ranks at Columbia Falls High School in Columbia Falls, Mont., as its offensive coordinator and working with the defensive secondary, Beers moved on to be a graduate assistant at San Jose State University in 1997 instructing its defensive backs. He then coached the secondary at Montana State University from 1998-99.

A 1996 graduate of Western Montana College (currently known as the University of Montana-Western) with a bachelor's degree in education, Beers was a three-time all-conference wide receiver as well as an All-America selection for the school. He also handled various special teams duties as a play-

er, including kickoff returner, punt returner and punter.

Beers was inducted into UM-Western's Athletic Hall of Fame in 2005.

Beers, born March 5, 1973, was selected all-conference as a wide receiver at Missoula Hellgate High School in Missoula, Mont.

He and his wife, Cindy, have a 3-year-old daughter, Megan, and reside in Billings, Mont.



SCOTT DISTEFANO

COLLEGE SCOUT

Scott DiStefano is in his 26th year with the Denver Broncos' personnel department in 2007 and scouts the Midwest region for the club.

He began his career with the Broncos scouting the Rocky Mountain and Southwest regions before shifting his focus to the Midwest in 1990.

DiStefano, 50, was a quarterback at Colorado State University from 1976-80. Although he had opportunities to play for the Hamilton Tiger-Cats and Edmonton Eskimos of the Canadian Football League, he opted to begin his coaching career as a graduate assistant at Colorado State in 1981. He served in that capacity for the year before coming to the Broncos in 1982.

A native of Alliance, Ohio, DiStefano was an all-conference quarterback in 1975 at Alliance High School, the same school that produced Pro Football Hall of Fame quarterback Len Dawson. Among the honors bestowed upon him was the 1974 Massillon (Ohio) JayCee's conference sportsmanship award, a prestigious honor from such a football-rich region of Ohio.

DiStefano makes his home in Chicago. He spends part of his free time volunteering at youth football camps and assisting with high school football programs in the Chicago area.



JEFF GOODMAN

COLLEGE SCOUT

Jeff Goodman enters his second year as a college scout with the Denver Broncos in 2007 and evaluates the Southeast region for the NFL team.

A former wide receiver at the University of Florida, Goodman spent three years as an associate in the law firm of Balch & Bingham LLP in Birmingham, Ala., before joining the Broncos in 2006. He was a member of the firm's litigation section and worked in its sports agency and regulation practice area.

Goodman, 29, received a juris doctorate degree in 2003 from Florida State University, where he graduated with magna cum laude honors. He graduated in three years from the University of Florida with a bachelor's degree in business management in 2000.

Goodman was a member of the Gators' football team during the 1998 and '99 seasons and was a member of the Rice University football team as a freshman in 1997.

A graduate of Holmes County High School in Bonifay, Fla., Jeff Goodman is the son of Broncos Director of Player Personnel Jim Goodman. Jeff is married to Marissa, and the couple resides in Birmingham, Ala., with their daughter Savannah Brook Goodman.



ANTHONY KELLY

COLLEGE SCOUT

Anthony "Champ" Kelly begins his first season as a college scout with the Denver Broncos in 2007 and evaluates the Northeast region for the franchise.

Kelly joined the Broncos after working as the general manager and wide receivers coach for the Lexington Horsemen of United Indoor Football during their 2007 campaign. A former wide receiver at the University of Kentucky, Kelly continued his playing career with the Horsemen from 2003-06 as a defensive standout and was a two-time first-team UIF All-Star.

During his final season playing for the Horsemen in 2006, Kelly received the United Indoor Football Man of the Year Award. The honor recognized his leadership both on the field and in the community.

Kelly, who served as Lexington Christian Academy's offensive coordinator from 2002-06, also is proficient in computer programming and software development and owns corporate business experience.

He was an organizational developer for Nurses Registry and Home Health in Lexington, Ky., from July 2005 to January 2007 with compliance responsibilities within the company. Kelly worked for IBM in Lexington, Ky., from May 2002 through July 2005 as a software/quality engineer.

Certified by the NFLPA as a contract advisor, Kelly received a bachelor's degree in computer science from Kentucky in 2001 and earned a master's degree in business administration from the school in 2003.

A native of Campbellton, Fla., Kelly was born Nov. 27, 1979, and resides in Lexington, Ky.



CAL MCCOMBS

COLLEGE SCOUT

Cal McCombs enters his second year with the Denver Broncos in 2007 and scouts the Atlantic Coast and East regions for the club.

McCombs joined the Broncos after spending seven years (1999-2005) as the head coach at Virginia Military Institute, where he was named Southern Conference Coach of the Year in 2002.

All but two of McCombs' 37 years of coaching experience came at a military college, including a 15-year stint at the United States Air Force Academy as its secondary coach from 1984-89 and defensive coordinator from 1990-98.

With McCombs on Air Force's staff from 1984-98, the Falcons compiled a 119-64-1 record (.649), appeared in 10 bowl games (5-5 record), won two Western Athletic Conference Championships and won a WAC Mountain Division Championship.

McCombs worked for 13 years as an assistant coach at The Citadel from 1971-83, holding positions as defensive coordinator, recruiting coordinator, defensive backs coach, quarterbacks coach, offensive back coach and academic counselor.

McCombs began his coaching career in 1969 as a graduate assistant at the University of South Carolina, where he also worked in the same capacity during the 1970 season.

McCombs was a two-year letterwinner in football at The Citadel (1965-66), earning All-Southern Conference accolades in that sport as well as in track and field (high jump). He graduated from The Citadel in 1967.

McCombs was born Aug. 4, 1945, in Belton, S.C. He and his wife, Lynne, reside in Lexington, Va., and have two children: Will (36) and Layne (33). He also has three grandchildren: Bennett, Calvin and Vivian.



GREG MILLER

COLLEGE SCOUT

Greg Miller is in his 10th year scouting for the Denver Broncos in 2007 and works the Midwest and Northwest regions for the club.

Miller spent 1994-97 as a regional scout for National Football Scouting, evaluating prospective NFL talent from colleges in nine upper-Midwest states. His duties included performing the first line of evaluation, rating and computer-generated reporting on hundreds of college players for 14 NFL clubs, as well as assisting in the planning and execution of the National Invitational Camp, which is commonly referred to as the NFL's Scouting Combine.

A 52-year-old native of Mitchell, S.D., Miller was an all-state defensive tackle, team MVP and team captain at Mitchell Senior High School, where he also participated in baseball, basketball and track. He earned a football scholarship to Iowa State in 1973 and transferred in 1975 to South Dakota State, where he was a three-year starter at offensive tackle and team captain as well as a two-time all-conference pick.

Before his stint with NFS, Miller worked 16 years for International Multifoods, ascending from District Sales Coordinator to Director of Operations for the entire West region by 1994.

Greg's wife, Jane, is a registered nurse. They have a daughter, Adrienne, and two sons, Mike and Nolan, and make their home in Grand Island, Neb. Adrienne, a graduate of the University of Nebraska-Lincoln, holds a graduate degree from the University of South Dakota and is employed as a physician assistant in the Mayo Clinic's Department of Neurosurgery. Mike is a graduate of the University of Nebraska-Omaha, where he was an offensive lineman and assistant to the offensive line coach. He is employed by the Philadelphia Eagles in their player personnel department. Nolan plays baseball at Augustana College in Sioux Falls, S.D.



CORNELL GREEN

SCOUTING CONSULTANT

Cornell Green enters his 28th year scouting in the NFL and his 21st season doing so for the Denver Broncos in 2007, a year that marks his third as a scouting consultant for the club. Green has scouted the Southwest, South, East and Midwest regions earlier in his career with the Broncos.

Before his involvement with the Broncos' organization, Green scouted for the Dallas Cowboys during and after his illustrious playing career. Green began scouting for the Cowboys in 1970 while still an active player and continued scouting through 1979, at which time he entered private business until coming

to the Broncos in 1987.

Green, 67, was signed by the Cowboys as a free agent and went on to play for Dallas from 1962-75, seeing time at cornerback for 10 years before moving over to safety for his last four seasons. Green earned Pro Bowl honors seven times, winning that honor at both cornerback and safety.

He did not play college football but was a two-time All-America basketball player (1959-60 and 1961-62) at Utah State, where he averaged 23 points per game at forward for the Aggies from 1959-62. Green is a member of the Basketball Hall of Fame in both the states of Oklahoma and Utah. His brother, Pumpsie Green, had a lengthy career in major league baseball.

A native of Boley, Okla., Cornell and his wife, Betty, have two children, Randy and Ronney, and make their home in Dallas.



MIKE BLUEM

DIRECTOR OF FOOTBALL ADMINISTRATION

Mike Bluem is in his 13th season with the Denver Broncos' organization in 2007 and begins his third year as the club's director of football administration.

Bluem spent his first five years with the Broncos as a college scouting assistant before being promoted to coordinator of college scouting operations in 2000. He took on additional responsibilities with the salary cap in 2001 when he was named coordinator of football administration, a position he held until 2005 when he was promoted to director of football administration.

Bluem came to the Broncos as an intern in 1995, assisting in the College Scouting Department and helping to design and implement the Broncos' computerized Player Personnel System.

Bluem's current responsibilities include working closely with General Manager Ted Sundquist and Head Coach Mike Shanahan on all player transactions and trades; negotiating player contracts; managing the salary cap, including forecast analysis of future years as well as compliance with the Collective Bargaining Agreement and NFL Player Personnel rules; and assisting in other areas of player personnel.

Bluem, 34, previously held a position with the Liberty University baseball team, assisting in computer-related areas, including statistics management.

A native of Lewisville, Texas, Bluem earned his bachelor's degree in sports management from Liberty University in Lynchburg, Va., in 1995. He attended high school at Temple Christian Academy in Lewisville.

Mike and his wife, Shelley, along with their twin children, Zackary (1) and Kylie (1), make their home in Highlands Ranch, Colo.



CHRIS TRULOVE

COORDINATOR OF PRO SCOUTING

Chris Trulove begins his 14th year with the Denver Broncos' organization in 2007 and his 13th season in the player personnel department. After five years as the team's pro personnel assistant, he began his role as the pro scout in 2000 and was named coordinator of pro scouting before the start of the 2006 season.

Trulove, 36, has seen his responsibilities increase each season and initially was under the tutelage of former Pro Scouting Director Jack Elway. He is now responsible for joining General Manager Ted Sundquist and Director of Player Personnel Jim Goodman in the scouting and planning of unrestricted, restricted and street free-agent acquisitions. His duties include the scouting of players for potential trades, released players from around the league and prospects from NFL Europe, the Canadian Football League and the Arena Football League. These efforts include extensive game film review, player research, written evaluations, player tryouts and contract negotiations.

Trulove also assists in office report evaluations for the college draft as needed and participates in draft meetings.

Trulove began his tenure with the Broncos in 1994 as a player personnel and marketing intern, moving full-time into player personnel after the '94 season.

A native of Laurinburg, N.C., Trulove was born April 27, 1971, and is a graduate of Scotland County High School. He acquired a bachelor's degree in business administration from the University of North Carolina in 1993 and a master's degree in sport management from the University of Georgia in 1994.

Chris and his wife, Shanda, along with their newborn daughter, Ashlyn, reside in Highlands Ranch, Colo.



JIMMY SPENCER

PRO PERSONNEL ASSISTANT

Jimmy Spencer enters his first year as a pro personnel assistant for the Denver Broncos in 2007 after spending the previous four seasons as a defensive backs coach for the club. He began his coaching career as a player/coach with the Broncos in 2003, becoming the first person in the NFL to perform a player/coaching role since Dan Reeves with the Dallas Cowboys in 1970-71.

Spencer played cornerback for 12 seasons in the NFL, including four years (2000-03) with the Broncos. The 38-year-old concentrated solely on coaching for the 2004 season after participating in Denver's training camp that year as a player.

As a full-time defensive backs coach with the Broncos from 2004-06, Spencer worked with cornerback Champ Bailey and safety John Lynch as the two players both made the Pro Bowl during each of those three seasons. Bailey's 21 interceptions working with Spencer marked the most in the NFL from 2004-06.

With Spencer serving as Denver's assistant defensive backs coach from 2005-06, Bailey recorded 18 interceptions that were the highest total by an NFL player in consecutive seasons since 1981-82 when Dallas' Everson Walls had 18 interceptions. Spencer began the 2004 season as assistant defensive backs coach for Denver before he was named defensive backs coach in early November, helping the club rank sixth in the NFL against the pass (184.2 ypg.).

As a player, Spencer appeared in 177 career games (81 starts) with the Saints (1992-95), Bengals (1996-97), Chargers (1998-99) and Broncos (2000-2003) and totaled 26 interceptions, 127 passes defended and 446 tackles (387 solo).

A standout at the University of Florida, Spencer entered the NFL as an eighth-round draft choice (215th overall) of the Redskins in 1991 and spent that season on Washington's practice squad.

Born March 29, 1969, in Manning, S.C., Jimmy and his wife, Tanya, reside in Parker, Colo.



DAVE BRATTEN

COLLEGE SCOUTING COORDINATOR

Dave Bratten is in his ninth season with the Denver Broncos' organization in 2007 and his seventh year in the college scouting department.

Bratten's current duties include player evaluation and systems management.

Bratten, 33, came to the Broncos in 1997 as a media relations intern.

He earned a master's degree in sports management from Georgia Southern University in 1998 and a bachelor's degree in English from Monmouth (Ill.) College in 1996. He is a graduate of Arvada West High School in Arvada, Colo.

Dave and his wife, Kim, reside in Lakewood, Colo.



MIKE MASCENIK

PLAYER PERSONNEL ASSISTANT

Mike Mascenik is in his eighth season with the Denver Broncos' organization in 2007 and enters his fourth year in the player personnel department.

Mascenik's current duties include assisting in the evaluation of unrestricted free agents, potential salary cap releases from around the NFL and potential trades. He evaluates street free agents for potential tryouts and monitors league-wide injuries as well as the NFL's waiver wire. He also is involved in the planning of all unrestricted free agent visits.


Mascenik, 30, came to the Broncos in 1997 as a video intern. After working at a film studio in Denver in 1998, he rejoined the Broncos in 1999 as a video assistant, a position he would hold until joining the personnel department before the 2004 season.

Mascenik earned a bachelor's degree in technical communication from Metropolitan State College of Denver in 2000 and holds an associate's degree in video production from Red Rocks Community College. He is a graduate of Chatfield High School in Littleton, Colo.

Mike and his wife, Cathy, reside in Aurora, Colo.

DID YOU KNOW?

The Broncos have posted a 35-8 (.814) record at home in divisional play since 1995 that ties for the best such mark in the NFL. Green Bay and Kansas City also own a 35-8 record against divisional foes at home during the last 12 seasons.





JOE ELLIS

**EXECUTIVE VICE PRESIDENT
OF BUSINESS OPERATIONS**

Having rejoined the club from the National Football League office in 1998, where he had been Vice President of Club Administration and Stadium Management, Joe Ellis is in his 10th season as Executive Vice President of Business Operations for the Denver Broncos in 2007.

Ellis was a driving force in helping with the creation of INVESCO Field at Mile High and is an extremely active participant in all aspects of the stadium's management and development. In this capacity, he has worked very closely with important members of the political, business and civic communities that comprise the cultural fabric of Denver.

In addition, he is responsible for business and financial management, marketing and sales functions, media relations, ticket operations, and facilities and administrative operations for the National Football League team.

Ellis came to his present position with comprehensive expertise in the areas of stadium operations, fiscal planning, personnel management, marketing, media and community relations. He also oversees Stadium Management Company (SMC), which operates and manages INVESCO Field at Mile High.

Ellis had his first stint with the Broncos as director of marketing from 1983-85 when he was in charge of all marketing and promotions done by the team during this period.

He left the Broncos following the 1985 season to obtain his master's degree from the J. L. Kellogg School of Management at Northwestern University. He graduated from Northwestern in 1988 and joined the NFL in 1990.

While with the NFL, Ellis was involved in several aspects of league operations with a strong focus on new stadium development. Ellis was especially involved in the league's oversight of the Cleveland Browns' reentry into the NFL in 1999.

Ellis represents the Broncos on numerous boards and civic organizations in the metropolitan area and is a 1980 graduate of Colorado College.

Joe and his wife, Ann, have three children, sons Si and Zander, and daughter Catherine.



EXECUTIVE STAFF



Rich Slivka
General Counsel/
Senior Vice President of
Administration

VICE PRESIDENTS



Dave Abrams
Vice President
of Security



Jim Barlow
Vice President
of Finance



Greg Carney
Vice President
of Marketing



Chip Conway
Vice President
of Operations



Cindy Galloway Kellogg
Vice President of
Community Development



Jim Saccomano
Vice President
of Public Relations



Rick Schoenhals
Vice President of
Information Technology

OFFICE OF THE PRESIDENT

Bowlen Sports, Inc., is the corporate general partner of the Denver Broncos Football Club. BSI maintains responsibilities in the areas of finance and corporate family matters.

Mr. Pat Bowlen is the President and CEO of Bowlen Sports, Inc., as well as the Denver Broncos Football Club.



Lisa Williams
Executive Assistant
to President and CEO



Yolanda Saltus
Special Assistant



Jim Schafer
Assistant to the President




Veronica Ibarra
Executive Assistant to
Assistant to the President

ADMINISTRATIVE STAFF



Elaine Woodworth
Executive Asst. to Exec.
VP of Business Operations



Diane Nelson
Executive Asst. to
General Counsel/Senior VP of Administration

FOOTBALL ADMINISTRATIVE STAFF



Cindi Lowe
Secretary to
Head Coach



Pam Papsdorf
Assistant to the
General Manager



Kristi Nichols
Assistant Coaches
Secretary



Fred Fleming
Pro Scouting/
Dir. of Special Services



Betsy Klein
Exec. Dir. of Player
& Org. Develop.



Meghan Zobeck
Player Personnel
Assistant

MEDICAL STAFF



Steve Antonopolis
Head Athletic Trainer



Corey Oshikoya
Assistant Athletic Trainer



Scott Trulock
Assistant Athletic Trainer

EQUIPMENT



Chris Valenti
Equipment Manager



Mike Harrington
Asst. Equipment Manager



Jason Schell
Asst. Equipment Manager



Kenny Chavez
Asst. Equipment Manager

FOOTBALL TECHNOLOGY



Kent Erickson
Director of Football
Technology



Gary McCune
Video Operations
Manager



Tony Lazzaro
Manager of
Football I.T.



Steve Boxer
Video Assistant



Mike Corey
Network Technician



Kirt Horiuchi
Video Assistant

MEDIA RELATIONS



Paul Kirk
Director of Media Relations



Rebecca Villanueva
Media Services Manager



Patrick Smyth
Media Information Coordinator



Dave Gaylinn
Media Projects Coordinator

COMMUNITY DEVELOPMENT



Kelly Woodward
Manager, Community
Development



Pamela Krotchko
Manager, Denver
Broncos Charities



Billy Thompson
Director of
Community Outreach

FINANCE



Fred Krebs
Manager of
Cash/Treasury



Dianne Sehgal
Controller



Roberta Best
Accounts Payable



Timi Dennis
Payroll Administrator



Gina Johnson
Accounts Payable



Nanette Thompson
Financial Accountant



Deanna Torres
Accountant



Kelly Trimble
Manager of
Travel Services



Sheila Gentile
Revenue Accountant

HUMAN RESOURCES



Sheila Thomas
Director of Human
Resources



Heather Herbert-Brevik
Insurance and Benefits
Administrator

INFORMATION TECHNOLOGY



Chris Newman
Network Manager



Erik Towt
Network Analyst



Jason Moore
Network Technician



Kevin Grogan
Software Developer



Nick Burris
Network Support Technician

MARKETING



Steve Harbula
Sr. Director of Marketing Communications



Brady Kellogg
Director of Corporate Partnerships




Amy Marolf
Sr. Manager, Corporate Partner Services



Andrew Mason
Managing Editor, DenverBroncos.com



Bobby Mestas
Manager, Special Events & Fan Development



Kyle Sonneman
Online Marketing Coordinator



Derek Thomas
Manager, Marketing Partnerships




Derek Marlin
Corporate Partnership Executive



Sandy Bretzlauf
Manager of Partnerships & Game Day Marketing



Annie Hellerstein
Graphic Designer



Patrick Brougham
Fan Development Coordinator



J. Michael Moore
Publications Coordinator



Brad Post
Mascot Coordinator



Erica Turk
Coordinator of Corporate Partner Sales and Services



Danielle Solano
Receptionist

CHEERLEADERS



Teresa Shear
Director of Cheerleaders & Game Day Entertainment



Shelly Trujillo
Assistant Director, Cheerleaders



Kelly Troester
Director, Jr. Cheerleaders

OPERATIONS



John Karpan
Operations Manager



Greg Johnson
Maintenance Coordinator



Adam Newman
Operations Assistant



Aaron Kalina
Operations Assistant



Maeve Drake
Receptionist

TURF OPERATIONS



Troy Smith
Turf Manager



Nick McNamee
Assistant Turf Manager



Bradley Kirkland
Assistant Turf Manager

TICKET OPERATIONS



Kirk Dyer
Exec. Director of Ticket Operations and Admin.



Dennis Moore
Exec. Director of Premium Seating



Katie Delay
Director of Ticket Operations



Clark Wray
Ticket Operations and Database Manager



Chad Robertson
Premium Seat Sales and Service Manager



Lee Twarling
Premium Seat Sales and Service Manager



Kurt Holtschlag
Suite Sales Manager



Patti Barban
ADA Manager



Aaron Cook
Premium Seat Sales and Service Rep.



Stacie Quinton
Assistant Ticket Manager



Jamie Reyes
Suite Services Coordinator



Kristen Alford
Ticket Office Coordinator



Tiffany Mastroianni
Ticket Office Assistant

STADIUM MANAGEMENT COMPANY



Mac Freeman
Vice President of Stadium Operations



Andy Gorchov
Director of Stadium Operations



Lorraine Spargo
Director of Special Projects



Patty Moser
Director of Sales



Scott Bliik
Manager of Event
Services & Security



Kathy Burris
Office Manager



Howard Brown
Facility Operations
Manager



Pat Jordan
A/V Services Manager



Ross Kurcab
Turf Manager



Rick Seifert
Communications Manager



Jon Applegate
Parking & Event Services
Manager



Garron Bateman
Tech Dir. & Creative
Media Designer



Nick Young
ThunderVision Editor



Andrew Hoiberg
Assistant Turf Manager



Terry Hutson
Asst. Security Manager



Pat Tetrick
Asst. Security Manager



Anna Marie Martinez
Special Events
Coordinator

STADIUM MANAGEMENT COMPANY



Devon Vandervort
Special Events
Administrator



Matt Shine
Parking & Site
Coordinator



Paige Holroyd
Guest Services
Coordinator



Jamie Breitweiser
Operations Coordinator



Nichole Sluss
Receptionist



Nick Sadri
Facilities Supervisor



Cody Freeman
Turf Technician



Dave Clark
Asst. Chief Engineer



Jerry Dill
Engineer



Steve Eggers
Engineer



Steve Fisher
Engineer



Mike Gray
Engineer



Chad Henderson
Engineer



Ervan Martinez
Engineer



Curt Norton
Engineer



Terrance Perkins
Engineer



Paul Cisneros
Engineer

SMC RETAIL OPERATIONS



Tim Kellond
Retail Operations
Manager



Sue Vaughn
Retail Administrative
Supervisor



Carol Gibbons
Retail Assistant



Steve Grosser
Retail Assistant



Aaron Silvey
Retail Assistant

DENVER BRONCOS' WINNING TRADITION

Denver Broncos football enters its 48th season in 2007 as the team seeks to return to the pinnacle of success it enjoyed with back-to-back Super Bowl wins in 1997 and '98. Playing for the seventh year at their glistening new stadium, INVESCO Field at Mile High, the Broncos will perform before sellout crowds for the 38th consecutive season, the first 31 of which came at Mile High Stadium. The team has sold out 285 consecutive regular-season games and 300 consecutive contests including playoff games. Broncos fans have watched their team amass one of the NFL's finest records since the club's first winning season in 1973, enduring just five losing seasons—second fewest in the NFL—as shown in the list below.

This season also marks Pat Bowlen's 24th as President and Chief Executive Officer of the Broncos. During that time, Denver has enjoyed a virtually unmatched level of success in the context of the entire NFL and within the American Football Conference Western Division.

NUMBER OF LOSING SEASONS, NFL, 1973-2006

Miami	4	San Diego	16
Denver	5	Balt. Ravens/Cleveland	17
Pittsburgh	7	Chicago	18
Minnesota	8	Ind. Colts/Bal.	18
Dallas	10	New York Giants	19
Oakland/L.A. Raiders	10	New Orleans	20
New England	10	Tampa Bay	21
Washington	10	Detroit	22
Green Bay	13	Atlanta	23
Seattle	13	Ariz./Phoenix/St. Louis	25
Tenn./Houston	13	Carolina*	7
Cincinnati	14	Cleveland†	6
San Francisco	14	Jacksonville*	5
St. Louis/L.A. Rams	14	Houston**	5
Buffalo	15		
Kansas City	15		
Philadelphia	15		
New York Jets	16		

*began play in 1995

†began play in 1999

**began play in 2002

NFL's Best Since 1974 — The Broncos' 311-199-2 (.609) record in the regular season since 1974 is the best in the NFL during those 33 seasons.

TOP RECORDS AMONG NFL TEAMS, 1974-2006 (regular season only)

Franchise	Record	Pct.
1. Denver Broncos	311-199-2	.609
2. Pittsburgh Steelers	309-201-2	.605
3. Miami Dolphins	307-204-1	.601
4. San Francisco 49ers	293-218-1	.573
5. Dallas Cowboys	293-219-0	.572

CHARTING THE BRONCOS' 10 DIVISION TITLES

Year	Record	AFC Playoff Record	Level Reached
1977*	12-2	2-0	Super Bowl XII
1978	10-6	0-1	AFC Divisional Playoff
1984	13-3	0-1	AFC Divisional Playoff
1986	11-5	2-0	Super Bowl XXI
1987*	10-4-1	2-0	Super Bowl XXII
1989*	11-5	2-0	Super Bowl XXIV
1991	12-4	1-1	AFC Championship
1996*	13-3	0-1	AFC Divisional Playoff
1998*	14-2	2-0	World Champions
2005	13-3	1-1	AFC Championship

*denotes seasons in which Broncos secured home-field advantage throughout AFC Playoffs.



More than 650,000 people descended on downtown Denver Jan. 27, 1998, to salute the World Champion Broncos two days after their victory over Green Bay in Super Bowl XXXII in San Diego. A parade through the streets of the city culminated in a rally at Civic Center Park, where Colorado Governor Roy Romer and Denver Mayor Wellington Webb officially welcomed the Super Bowl champions home. A similar gathering was held a year later, Feb. 1, 1999, when the Broncos returned home from Miami after defeating Atlanta in Super Bowl XXXIII. Governor-elect Bill Owens and Mayor Webb joined the festivities to salute the back-to-back World Champs.

DENVER TIES FOR AFC LEAD IN SUPER BOWL APPEARANCES — The Broncos made their sixth Super Bowl appearance against Atlanta on Jan. 31, 1999, and that total ties Pittsburgh for the most by any current American Football Conference franchise and ties for the second most in the NFL behind Dallas (8). By winning back-to-back Super Bowls (XXXII and XXXIII) the Denver Broncos became one of just six franchises to "repeat," marking the seventh time the feat has been accomplished.

MOST SUPER BOWL APPEARANCES, NFL HISTORY

Franchise	Appearances	Games (wins asterisked)	Record
1. Dallas Cowboys	8	V, VI*, X, XII*, XIII, XXVII*, XXVIII*, XXX*	5-3
2. Denver Broncos	6	XII, XXI, XXII, XXIV, XXXII*, XXXIII*	2-4
Pittsburgh Steelers	6	IX*, X*, XIII*, XIV*, XXX, XL*	5-1
4. Miami Dolphins	5	VI, VII*, VIII*, XVII, XIX	2-3
Oakland/L.A. Raiders	5	II, XI*, XV*, XVIII*, XXXVII	3-2
San Francisco 49ers	5	XVI*, XIX*, XXIII*, XXIV*, XXIX*	5-0
Washington Redskins	5	VII, XVII*, XVIII, XXII*, XXVI*	3-2

COMING BACK STRONGER — The 1997-98 Broncos are one of only three teams to have posted a better record during the season following a Super Bowl victory.

SUPER BOWL CHAMPIONS TO POST BETTER RECORDS THE FOLLOWING SEASON

Team	Year	Record	Next Year's Rec.	Postseason Finish
Denver Broncos	1997	12-4	14-2	Won Super Bowl XXXIII
San Francisco 49ers	1988	10-6	14-2	Won Super Bowl XXIV
Pittsburgh Steelers	1974	10-3-1	12-2	Won Super Bowl X

BRONCOS THE MOST VICTORIOUS FOR ANY THREE-YEAR PERIOD — Denver's 34-19 victory over Atlanta in Super Bowl XXXIII gave it the most wins in a three-year period and second-most wins in a two-year period in NFL history (including postseason).

NFL Record for Most Wins in a Three-Year Span

- 1. Denver Broncos, 46 wins (1996-98)**
- New England Patriots, 45 wins (2003-05)
- San Francisco 49ers, 45 wins (1988-90)
- Dallas Cowboys, 44 wins (1992-94)
- Miami Dolphins, 44 wins (1971-73)

NFL Record for Most Wins in a Two-Year Span

- New England Patriots, 34 wins (2003-04)
- 2. Denver Broncos, 33 wins (1997-98)**
- San Francisco 49ers, 32 wins (1989-90)
- Miami Dolphins, 32 wins (1972-73)

DENVER BRONCOS' WINNING TRADITION

Historical Start — The Broncos began the 1998 season by winning their first 13 games, a feat accomplished only three other times in NFL history.

TEAMS TO START 13-0 OR BETTER IN NFL HISTORY

Team	Year	Record	Reg. Season Finish	Postseason
Miami	1972	14-0	14-0	Won Super Bowl VII
Denver	1998	13-0	14-2	Won Super Bowl XXXIII
Indianapolis	2005	13-0	14-2	Lost AFC Divisional Playoff Game
Chicago Bears	1934	13-0	13-0	Lost NFL Championship Game

18-Game Winning Streak — The Broncos won 18 consecutive games, including postseason, during their two Super Bowl run from 1997-98. Denver's 18-game overall winning streak ties for the second longest in NFL history.

LONGEST WIN STREAKS IN NFL HISTORY (REGULAR SEASON AND POSTSEASON COMBINED)

Team	Wins	Date Began-Ended	Accomplishments
1. New England	21	10/5/03-10/31/04	Won Super Bowls XXXVIII and XXXIX
2. Denver	18	12/21/97-12/13/98	Won Super Bowls XXXII and XXXIII
San Francisco	18	11/27/89-11/18/90	Won Super Bowl XXIV
Miami	18	9/17/72-9/23/73	Won Super Bowl VII
Chicago Bears	18	11/26/33-12/9/34	Won 1933 NFL Championship
Chicago Bears	18	11/9/41-12/13/42	Won 1941 NFL Championship

Homefield Advantage — The Broncos' 203-68-1 (.748) overall record at home since 1974 is the best in the NFL. Denver owns an NFL-best 191-65-1 (.745) home record in the regular season since 1974 and is 12-3 (.800) in the postseason at home during this time.

TOP FIVE HOME RECORDS, NFL, 1974-2006

Team	Regular Season	Postseason	Total	Pct.
1. Denver	191-65-1 (.745)	12-3 (.800)	203-68-1	.748
2. Pittsburgh	180-74-1 (.708)	15-6 (.714)	195-80-1	.708
3. Miami	177-76-1 (.699)	11-6 (.647)	188-82-1	.696
4. Dallas	169-87-0 (.660)	14-4 (.778)	183-91-0	.668
5. Washington	159-95-1 (.625)	10-1 (.909)	169-96-1	.637

24 In A Row At Home — The Broncos won 24 consecutive home games in the regular season from 1996-98, marking the third-longest such winning streak in NFL history.

TOP FIVE REGULAR-SEASON HOME WIN STREAKS IN NFL HISTORY

Team	Years	Wins	Accomplishments
1. Miami	1971-74	27	Played in three consecutive Super Bowls, winning two (VII and VIII)
2. Green Bay	1995-98	25	Played in back-to-back Super Bowls, winning one (XXXI)
3. Denver	1996-98	24	Won two Super Bowls (XXXII and XXXIII)
4. Green Bay	1929-32	20	Won three consecutive NFL titles (1929-31)
5. New England	2002-05	18	Won two Super Bowls (XXXVIII and XXXIX)
Dallas	1979-81	18	Played in NFC Championship Game after 1979, '80 and '81 seasons
Oakland	1968-70	18	Played in AFL Title Game after 1967 and '68 seasons

Perfect In Denver — The Broncos' undefeated home finish in 1998 was the club's third in a row, making the Broncos only the fourth franchise in NFL history to complete three consecutive regular seasons at home without losing a game.

MOST CONSECUTIVE UNDEFEATED HOME SLATES IN NFL HISTORY

Team	No.	Years	Records	Accomplishments
1. Green Bay	4	1929-32	5-0, 6-0, 8-0, 5-0-1	Won NFL title from 1929-31
2. Denver	3	1996-98	8-0, 8-0, 8-0	Won Super Bowls XXXII and XXXIII
Miami	3	1972-74	7-0, 7-0, 7-0	Won Super Bowls VII and VIII
Chicago Bears	3	1942-44	6-0, 5-0, 4-0-1	Won 1941 NFL Championship

PAT BOWLEN ERA (1984-2006)

NFL TEAM COMPARISON

NUMBER OF WINNING SEASONS

San Francisco	17
Denver	16
Miami	16
Pittsburgh	15

DIVISION TITLES

San Francisco	12
Chicago	9
Pittsburgh	9
Denver	8
New England	8
Dallas	7

PLAYOFF APPEARANCES

San Francisco	16
Denver	13
Minnesota	12
Philadelphia	12
Pittsburgh	12
Chi., Dal., Mia., N.E., NYG, Ten./Hou.	11

PLAYOFF GAMES

San Francisco	31
Denver	26
New England	26
Pittsburgh	25
Philadelphia	22
Buffalo	21

CONFERENCE CHAMPIONSHIP GAMES

San Francisco	8
Denver	7
Pittsburgh	7
New England	6
Dallas	5
Buffalo	4

SUPER BOWL APPEARANCES

Denver	5
New England	5
Buffalo	4
San Francisco	4
Dallas	3
New York Giants	3
Chi., G.B., Pit., Stl., Was.	2

WORLD CHAMPIONSHIPS

San Francisco	4
Dallas	3
New England	3
Denver	2
New York Giants	2
Washington	2

AFC WEST TEAM COMPARISON

NUMBER OF WINNING SEASONS

Denver	16
Kansas City	14
Oakland/L.A. Raiders	9
San Diego	6

NUMBER OF REG. SEASON WINS

Denver	228
Kansas City	202
Oakland/L.A. Raiders	181
San Diego	166

DIVISION TITLES

Denver	8
Oakland/L.A. Raiders	5
Kansas City	4
San Diego	4

PLAYOFF APPEARANCES

Denver	13
Kansas City	10
Oakland/L.A. Raiders	8
San Diego	5

PLAYOFF GAMES

Denver	26
Oakland/L.A. Raiders	14
Kansas City	13
San Diego	8

AFC CHAMPIONSHIP APPEARANCES

Denver	7
Oakland/L.A. Raiders	3
Kansas City	1
San Diego	1

SUPER BOWL APPEARANCES

Denver	5
Oakland/L.A. Raiders	1
San Diego	1
Kansas City	0

WORLD CHAMPIONSHIPS

Denver	2
Kansas City	0
Oakland/L.A. Raiders	0
San Diego	0

PAT BOWLEN ERA (1984-2006)

AFC's Best Under Bowlen — The Broncos have posted the most wins (228) in the AFC and second most in the entire NFL since 1984 under the ownership of Pat Bowlen.

MOST REGULAR-SEASON WINS IN THE NFL, 1984-2006

TEAM	W	L	T	PCT.
1. San Francisco 49ers	233	133	1	.636
2. Denver Broncos	228	138	1	.623
3. Miami Dolphins	211	156	0	.575
4. Pittsburgh Steelers	209	157	1	.571
5. Kansas City Chiefs	202	163	2	.553
New York Giants	202	164	1	.552
7. Philadelphia Eagles	201	163	3	.552
8. Chicago Bears	199	168	0	.542
9. Green Bay Packers	197	169	1	.538
Minnesota Vikings	197	170	0	.537
11. New England Patriots	196	171	0	.534
12. Washington Redskins	189	177	1	.516
Tennessee Titans	189	178	0	.515
14. Seattle Seahawks	188	179	0	.512
15. Dallas Cowboys	187	180	0	.510
16. Buffalo Bills	185	182	0	.504
17. Oakland Raiders	181	186	0	.493
St. Louis Rams	181	186	0	.493
19. Indianapolis Colts	180	187	0	.490
20. New Orleans Saints	176	191	0	.480
21. New York Jets	169	197	1	.462
22. San Diego Chargers	166	201	0	.452
23. Atlanta Falcons	149	216	2	.409
Tampa Bay Buccaneers	149	218	0	.406
25. Cincinnati Bengals	148	219	0	.403
26. Detroit Lions	143	223	1	.391
27. Cleveland Browns#	133	185	1	.418
28. Arizona Cardinals	130	236	1	.356
29. Jacksonville Jaguars*	102	90	0	.531
30. Baltimore Ravens^	91	84	1	.520
31. Carolina Panthers*	90	102	0	.469
32. Houston Texans%	24	56	0	.300

* - Began play in 1995; ^ - Began play in 1996; # - Includes 1984-95; '99-2006; % - Began play in 2002

National Television Exposure — The Broncos have appeared in 230 nationally televised games during Pat Bowlen's 23 seasons of ownership (1984-2006).

BRONCOS NATIONALLY TELEVIEWED GAMES, 1984-2006

TYPE	NO.
National Doubleheader Games	92
Monday Night Games	41
Sunday Night Games	30
Postseason Games	26
Preseason Games	23
Saturday/Other Prime-Time Games	15
Thanksgiving Day Games	3
TOTAL	230 Nationally Televised Games





HAMZA ABDULLAH

6-2 • 216 • 3RD YR. • WASHINGTON ST.

BORN: Aug. 20, 1983, in Los Angeles

HIGH SCHOOL: Pomona High School in Pomona, Calif.

ACQUIRED: Practice Squad Signee (Tampa Bay), 2005

NFL YEAR: 3rd • YEAR WITH BRONCOS: 3rd

NFL GAMES PLAYED/STARTED: 12/0 • POSTSEASON: 0/0

21

SAFETY

ABDULLAH AT A GLANCE:

- A third-year safety who enters his second full season with the Broncos, who signed him off Tampa Bay's practice squad on Nov. 1, 2005.
- Placed fifth on Denver in special-teams tackles in 2006 with eight in 11 games of action.
- Made a special-teams tackle in his pro debut for the Broncos at Kansas City (12/4/05).
- Spent the first eight games of his rookie year in 2005 on the Buccaneers' practice squad.
- Finished his collegiate career at Washington State University with 104 tackles, one sack, one interception, nine passes defended and four forced fumbles in 39 appearances (11 starts).
- Selected by Tampa Bay in the seventh round (231st overall) of the 2005 NFL Draft.

CAREER TRANSACTIONS: Signed by Tampa Bay as a draft choice (2005); Waived by Tampa Bay 9/3/05; Signed by Tampa Bay (practice squad) 10/20/05; Signed by Denver (active roster) 11/1/05.



2006: In his second season with the Broncos, Abdullah placed fifth on the club with eight special-teams tackles to go along with a forced fumble on coverage units in 11 games (0 starts). He also saw action on defense in four games, contributing four tackles (3 solo). Abdullah made a special-teams stop in the home opener vs. K.C. (9/17). He added two special-teams stops on *Sunday Night Football* vs. S.D. (11/19). In the third quarter at S.D. (12/10), he helped Denver keep its comeback hopes alive when he jarred the ball loose from Antonio Cromartie on a kickoff return. The fumble was recovered by Louis Green at San Diego's 27-yard line and set up a touchdown. Abdullah recorded the first four defensive tackles of his career in the regular-season finale vs. S.F. (12/31).

2005: Abdullah entered the NFL as a seventh-round selection (231st overall) in the 2005 NFL Draft by the Tampa Bay Buccaneers. He competed on the Buccaneers' practice squad for the first eight weeks of the season before the Broncos signed him on Nov. 1 due to injuries in their secondary. He saw action in one regular-season game, making a special-teams tackle in Denver's contest at K.C. (12/4).

COLLEGE: Abdullah played 39 career games (11 starts) at Washington State University, where he amassed 104 tackles (69 solo), one sack, one interception, nine passes defended and four forced fumbles. He started all 11 games for the Cougars at free safety as a senior, making a career-high 70 tackles (44 solo) with one sack, four forced fumbles and an interception during his final campaign. He earned the Defensive Player of the Game award three times as a senior. He also was the recipient of the team's Laurie Niemi Award, given for courage, spirit and attitude. During his sophomore year, he contributed nine tackles and one pass defended in nine games of action on a team that won a share of the Pacific-10 Conference title.

PERSONAL: Abdullah earned two varsity letters at Pomona High School in Pomona, Calif., where he played safety. He was an all-league selection as a senior after he recorded 115 tackles, nine forced fumbles and three interceptions. He was also named to the All-Inland Valley team. Abdullah competed in high jump on the track and field team in high school. He majored in business at Washington State University. One of 12 children, his brother, Husain, plays safety at Washington State. Abdullah married Alexa on May 25, 2006. Hamza Abdullah, son of Yusuf and Sa'eeda, was born Aug. 20, 1983, in Los Angeles and resides in Renton, Wash.

ABDULLAH'S REGULAR SEASON RECORD

Year	Club	G	S	UT	A	TT	S-Yds.	I-Yds.	PD	FF	FR	TD-Int.	TD-FR	S	Pts.
2005	Denver/T.B.	1	0	0	0	0	0-0	0-0	0	0	0	0	0	0	0
2006	Denver	11	0	3	1	4	0-0	0-0	0	0	0	0	0	0	0
CAREER TOTALS		12	0	3	1	4	0-0	0-0	0	0	0	0	0	0	0

ADDITIONAL STATISTICS: Special teams tackles — 2005 (1), 2006 (8), TOTAL (9).

ABDULLAH'S POSTSEASON RECORD

Year	Club	G	S	UT	A	TT	S-Yds.	I-Yds.	PD	FF	FR	TD-Int.	TD-FR	S	Pts.
2005	Denver	0	0	0	0	0	0-0	0-0	0	0	0	0	0	0	0
CAREER TOTALS		0	0	0	0	0	0-0	0-0	0	0	0	0	0	0	0



SAM ADAMS

6-3 • 350 • 14TH YR. • TEXAS A&M

BORN: June 13, 1973, in Houston

HIGH SCHOOL: Cypress Creek High School, Houston

ACQUIRED: Free Agent, 2007

NFL YEAR: 14th • YEAR WITH BRONCOS: 1st

NFL GAMES PLAYED/STARTED: 195/166 • POSTSEASON: 10/10

95

DEFENSIVE TACKLE

ADAMS AT A GLANCE:

- A 14th-year defensive tackle and three-time Pro Bowl choice regarded as one of the top run stoppers in the NFL.
- Started on defenses that ranked among the NFL's top 10 against the run for five consecutive seasons from 2000-04 as a member of Baltimore, Oakland and Buffalo.
- Owns 44 career sacks that mark the fourth-highest total among active NFL defensive tackles.
- Played in 195 out of a possible 208 regular-season games during his career, including the 2006 season in which he was a 16-game starter during his only year with Cincinnati.
- Saw time with Buffalo (2003-05), Oakland (2002), Baltimore (2000-01) and Seattle (1994-99).
- Earned Pro Bowl honors during both seasons with Baltimore (2000-01), helping the Ravens lead the NFL in run defense (74.4 ypg.) during those campaigns and set a record in 2000 for fewest rushing yards allowed in a season (60.6 ypg.) by a team since the 1970 NFL merger.
- Helped the Ravens to a victory in Super Bowl XXXV (2000 season) and started for the Raiders in Super Bowl XXXVII (2002 season).
- Started for three seasons at Texas A&M University, where he received consensus All-America honors and was named national defensive player of the year by *Sports Illustrated* as a junior.
- Selected by Seattle in the first round (eighth overall) of the 1994 NFL Draft.
- Joined the Broncos as a free agent on June 4, 2007.

CAREER TRANSACTIONS: Signed by Seattle as a draft choice (1994); Signed by Baltimore as an unrestricted free agent 4/17/00; Released by Baltimore 2/28/02; Signed by Oakland 8/19/02; Released by Oakland 2/27/03; Signed by Buffalo 3/28/03; Released by Buffalo 3/2/06; Signed by Cincinnati 4/5/06; Released by Cincinnati 5/14/07; Signed by Denver 6/4/07.



2006: Adams started all 16 games for Cincinnati and totaled 25 tackles (12 solo), two sacks (8 yds.) and one pass defended. Adams, who joined the Bengals as a free agent in the offseason, posted his first sack of the season vs. S.D. (11/12) and recorded six tackles (2 solo) along with a sack at Den. (12/24).

2005: Adams played 14 games (9 starts) for Buffalo, totaling 15 tackles (13 solo) and three sacks (19 yds.). He started the first eight games before an ankle injury limited him to one start in the second half of the season. Adams posted his 40th career sack vs. NYJ (10/16). He was sidelined with an ankle injury at S.D. (11/20) that forced him to be inactive the next week. In the regular-season finale at NYJ (1/1), Adams posted two sacks.

2004: Adams earned his third trip to the Pro Bowl as a 16-game starter for Buffalo, posting 40 tackles (28 solo), five sacks (41 yds.), one interception and two pass breakups. He helped the Bills rank second in the NFL in overall defense and seventh in the league against the run. Adams had seven tackles vs. Ari. (10/31) and lined up at tight end against the Cardinals. He posted his third career interception vs. Stl. (11/21).

2003: Adams started all 15 games played for Buffalo, registering 27 tackles (24 solo), five sacks (24 yds.), one interception (37 yds.) and one fumble recovery. In his Bills debut vs. N.E. (9/7), Adams posted a 37-yard interception return for a score before sacking quarterback Tom Brady for a 9-yard loss on the next play from scrimmage. He added two sacks in games vs. Hou. (11/16) and vs. NYJ (12/7).

2002: Adams played 15 regular-season games (14 starts) and started all three postseason games with Oakland, helping the club advance to Super Bowl XXXVII and rank third in the league against the run. Adams totaled 22 tackles (18 solo), two sacks (17 yds.) and two pass breakups for the Raiders in the regular season. The defensive tackle started in Oakland's loss to Tampa Bay (1/26) in Super Bowl XXXVII.

2001: Adams earned his second consecutive Pro Bowl selection with Baltimore after starting all 14 games played, posting 51 tackles (28 solo), two sacks (16 yds.) and one forced fumble. Adams, who started both of Baltimore's postseason contests, helped the Ravens rank fourth in the league against the run.

2000: Adams started all 16 games with Baltimore, helping the club win Super Bowl XXXV and earning a spot as a starter in the Pro Bowl. He helped Baltimore allow the fewest rushing yards (60.6 ypg.) in the NFL since

the 1970 merger and set a 16-game league record for fewest points allowed (165) in a season. Adams recorded career highs in tackles (69), forced fumbles (5) and passes defended (7) while adding two sacks (5 yds.). In the AFC Championship Game at Oak. (1/14), he recorded a sack and a forced fumble as Baltimore held the Raiders to 24 rushing yards (1.4 avg.). He started in Baltimore's Super Bowl XXXV win vs. NYG (1/28).

1999: Adams started all 13 games played in his final year with the Seahawks, posting 38 tackles (31 solo), one sack (6 yds.), two pass breakups and one fumble recovery to help Seattle win the AFC West. He contributed four tackles, including a sack (5 yds.), in an AFC Wild Card Game vs. Mia. (1/9) that marked his NFL postseason debut. He added six stops, including a sack, and one fumble recovery vs. Buf. (10/24).

1998: Adams—who was Seattle's nominee for the NFL Man of the Year award—played all 16 games (11 starts) and posted 31 tackles (28 solo), two sacks and one fumble recovery along with the first interception of his career. At Phi. (9/6) in the season opener, Adams contributed a sack and a fumble recovery. At Dal. (11/22), he intercepted Troy Aikman's pass and returned it 25 yards for his first career touchdown.

1997: Adams played all 16 games (15 starts) for Seattle, totaling 52 tackles (37 solo), a career-high seven sacks (41 yds.), four pass breakups and one forced fumble. He posted one sack at Ind. (9/14) and at Stl. (10/19) before posting a pair of sacks vs. Oak. (10/26). Adams added two sacks at N.O. (11/16).

1996: Adams played all 16 games (15 starts) for Seattle, posting 41 tackles (35 solo), 5.5 sacks (56.5 yds.), three pass breakups, three forced fumbles and one fumble recovery. Adams posted a sack at S.D. (9/1) and added 1.5 sacks vs. S.D. (10/27). He contributed five tackles, two sacks and a forced fumble vs. Oak. (11/24). His first career fumble recovery set up a touchdown vs. Buf. (12/8). In the season finale at Oak. (12/22), Adams registered five tackles, one sack and one forced fumble.

1995: Adams saw action in all 16 games (5 starts) for Seattle and recorded 25 tackles (16 solo), 3.5 sacks (26 yds.) and four pass breakups. Adams recorded the first points of his career when he dropped quarterback Mark Brunell in the end zone for a safety at Jac. (11/12). He also registered a blocked field goal in overtime at Ari. (10/29) when he denied Greg Davis' 27-yard attempt.

1994: Selected by Seattle in the first round (eighth overall) of the 1994 NFL Draft, Adams played 12 games (7 starts) and tied for the team lead with four sacks (35.5 yds.) while adding 27 tackles (20 solo) and four pass breakups. After missing the first four games with a knee sprain suffered in the preseason finale, Adams made his NFL debut at Ind. (10/2). He recorded his first professional sack the next week vs. Den. (10/9) with a 9-yard takedown of John Elway in the third quarter. Adams started for the first time in his career at Den. (11/13).

COLLEGE: Adams started during all three seasons at Texas A&M University. He received consensus All-America honors and was named national defensive player of the year by *Sports Illustrated* after posting 10.5 sacks as a junior. Adams was inducted into the Texas A&M Hall of Fame in 2001.

PERSONAL: Adams is the owner of the Everett Hawks of the arenafootball2 league, and he has owned that franchise since 2002. His father, Sam Adams, played guard in the NFL for New England (1972-80) and New Orleans (1981). Adams attended Cypress Creek High School in Houston and majored in agricultural economics at Texas A&M. Sam Adams was born June 13, 1973, in Houston.

ADAMS' REGULAR SEASON RECORD

Year	Club	G	S	UT	A	TT	S-Yds.	I-Yds.	PD	FF	FR	TD-Int.	TD-FR	S	Pts.
1994	Seattle	12	7	20	7	27	4-35.5	0-0	4	0	0	0	0	0	0
1995	Seattle	16	5	16	9	25	3.5-26	0-0	4	0	0	0	0	1	2
1996	Seattle	16	15	35	6	41	5.5-56.5	0-0	3	3	1	0	0	0	0
1997	Seattle	16	15	37	15	52	7-41	0-0	4	1	0	0	0	0	0
1998	Seattle	16	11	28	3	31	2-2	1-25	4	0	1	1	0	0	6
1999	Seattle	13	13	31	7	38	1-6	0-0	2	0	1	0	0	0	0
2000	Baltimore	16	16	36	33	69	2-5	0-0	7	5	1	0	0	0	0
2001	Baltimore	14	14	28	23	51	2-16	0-0	2	1	0	0	0	0	0
2002	Oakland	15	14	18	4	22	2-17	0-0	2	0	0	0	0	0	0
2003	Buffalo	15	15	24	3	27	5-24	1-37	2	0	1	1	0	0	6
2004	Buffalo	16	16	28	12	40	5-41	1-0	2	0	0	0	0	0	0
2005	Buffalo	14	9	13	2	15	3-19	0-0	0	0	0	0	0	0	0
2006	Cincinnati	16	16	12	13	25	2-8	0-0	1	0	0	0	0	0	0
CAREER TOTALS		195	166	326	137	463	44-297	3-62	37	10	5	2	0	1	14

ADDITIONAL STATISTICS: Blocked a 27-yard field goal attempt by Greg Davis at Arizona (10/29/95).

ADAMS' POSTSEASON RECORD

Year	Club	G	S	UT	A	TT	S-Yds.	I-Yds.	PD	FF	FR	TD-Int.	TD-FR	S	Pts.
1999	Seattle	1	1	4	0	4	1-5	0-0	0	0	0	0	0	0	0
2000	Baltimore	4	4	7	2	9	1-4	0-0	3	1	0	0	0	0	0
2001	Baltimore	2	2	2	5	7	0-0	0-0	0	0	1	0	0	0	0
2002	Oakland	3	3	4	2	6	0-0	0-0	1	0	0	0	0	0	0
CAREER TOTALS		10	10	17	9	26	2-9	0-0	4	1	1	0	0	0	0

ADAMS' SINGLE GAME HIGHS

(Postseason in parentheses)

Sacks — 2, seven times, last at N.Y. Jets, 1/1/06 (1, twice, last at Tennessee, 1/7/01). **Sack yards** — 23 vs. Oakland, 11/24/96 (5 vs. Miami, 1/9/00). **Interceptions** — 1, three times, last vs. St. Louis, 11/21/04 (none). **Interception return yards** — 37 vs. New England, 9/7/03 (none).



STEPHEN ALEXANDER

6-4 • 250 • 10TH YR. • OKLAHOMA

BORN: Nov. 7, 1975, in Chickasha, Okla.

HIGH SCHOOL: Chickasha High School, Chickasha, Okla.

ACQUIRED: Unrestricted Free Agent (Detroit), 2005

NFL YEAR: 10th • **YEAR WITH BRONCOS:** 3rd

NFL GAMES PLAYED/STARTED: 118/99 • **POSTSEASON:** 4/4

82



TIGHT END

ALEXANDER AT A GLANCE:

- A 10th-year tight end who is a one-time Pro Bowl selection (2000) and has posted 40 or more receptions in three different seasons.
- Started 31 of the Broncos' 34 total games played during his first two years with the club from 2005-06.
- Caught 21 passes, including one touchdown, in his first year as a Bronco in 2005 while his blocking helped the club rank second in the NFL in rushing (158.7 ypg.).
- Joined the Broncos as an unrestricted free agent in 2005 after playing one year for Detroit, where he recorded 41 receptions for 377 yards with one touchdown in 16 games (15 starts) during the 2004 season.
- Played for San Diego from 2002-03 and posted 45 catches for 510 yards in 2002 to tie a career high for receiving yards in a year.
- Named to the NFC Pro Bowl squad in 2000 after setting career highs in receptions (47) and receiving yards (510) as the only Redskins player to record at least one catch in every game.
- Caught 29 passes for 297 yards (10.2 avg.) with three touchdowns in the final eight games of his rookie season in 1998 to help Washington finish the year with a 6-2 record.
- Twice named all-conference at the University of Oklahoma.
- Joined the Broncos as an unrestricted free agent on March 25, 2005.
- Selected by Washington in the second round (48th overall) of the 1998 NFL Draft.

CAREER TRANSACTIONS: Signed by Washington as a draft choice 7/14/98; Placed on injured reserve (leg) by Washington 12/25/01; Signed by San Diego as an unrestricted free agent 5/2/02; Placed on injured reserve by San Diego 12/20/03; Released by San Diego 3/2/04; Signed by Detroit as a free agent 6/4/04; Signed by Denver as an unrestricted free agent 3/25/05.



2006: In his second season in Denver, Alexander played all 16 games (14 starts), posting 18 catches for 160 yards with two touchdowns. He caught two passes for 24 yards to set up a touchdown in the season opener at Stl. (9/10). Alexander made a 24-yard catch (his longest as a Bronco) as his lone reception of the game at N.E. (9/24). He led the team with six catches for 49 yards at Oak. (11/12). His six catches marked the most by a Broncos tight end since Jeb Putzier had seven in the 2005 season opener at Miami (9/11/05) and were his most as a Bronco. He made three catches for 19 yards, including his first touchdown of the season, on Thanksgiving at K.C. (11/23). He caught a pair of passes, including Jay Cutler's first professional touchdown (7 yds.), for 16 yards on *Sunday Night Football* vs. Sea. (12/3). He made a 16-yard catch at S.D. (12/10).

2005: Alexander played all 16 regular-season games (15 starts) and started both postseason contests in his first year with the Broncos. In addition to serving as the team's starting tight end—a role in which he made 21 catches for 170 yards (8.1 avg.) with one touchdown—he also contributed to the team's special teams units. He made at least one catch in all but two games and tied for fourth on the club with 21 catches. His blocking helped the Broncos rank second in the NFL in rushing (158.7 ypg.) and total the second-highest rushing output in team history (2,539 yds.). Alexander made a season-high three receptions for 27 yards, including a 13-yarder, at Jac. (10/2). He matched his season high with three catches for 22 yards at NYG (10/23). Alexander made two receptions for seven yards, including a leaping, one-handed 3-yard touchdown grab, vs. Phi. (10/30). He made a season-long 15-yard catch vs. Bal. (12/11). He caught two passes for 12 yards to help the Broncos clinch a playoff berth in his 100th professional game at Buf. (12/17).

2004: In his first and only season with Detroit, Alexander played all 16 regular-season games (15 starts), totaling 41 receptions for 377 yards (9.2 avg.) with one touchdown. He opened the season with two catches in games at Chi. (9/12) and vs. Hou. (9/19). At NYG (10/24), Alexander contributed five receptions for 52 yards (10.4 avg.) in a Lions victory. At Min. (11/21), Alexander tallied four grabs for 27 yards (6.8 avg.), including his lone touchdown of the season on a 1-yard pass from Joey Harrington. He posted five catches

in a game for the second time in 2004 vs. Ind. (11/25), totaling 58 receiving yards for an 11.6 yards-per-reception average against the Colts. In the season finale at Ten. (1/2), he recorded season highs in receptions (6) and yards (66).

2003: Alexander was hampered by injuries for most of the season and appeared in only three games (0 starts) for San Diego before he was placed on injured reserve for the final two games of the season. He saw game action vs. Den (9/14), at Den. (11/16) and vs. Cin. (11/23). His only offensive statistics on the year came in the form of a 2-point conversion (reception) at Den. (11/16).

2002: Alexander was San Diego's fourth-leading receiver, hauling in 45 catches for 510 yards (11.3 avg.) with one touchdown in 14 games (14 starts). His season was highlighted by a career-high 129 receiving yards vs. Sea. (12/29) to mark his first 100-yard receiving game. Alexander recorded three catches in consecutive games vs. Hou. (9/15) and at Ari. (9/22) early in the season. He left San Diego's game at Den. (10/6) because of a foot injury and was forced out of the Chargers' next two games. He chipped in seven receptions for 84 yards (12.0 avg.) vs. NYJ (11/3). Alexander recorded a career-high eight receptions for 61 yards (7.6 avg.) at Mia. (11/24). Against Den. (12/1), he posted three catches for 40 yards. His 20-yard catch in overtime against the Broncos set up a game-winning field goal. Alexander eclipsed the 100-yard receiving mark for the first time in his career vs. Sea. (12/29) with a career-high 129 yards on eight receptions (16.1 avg.), including a 26-yard touchdown from Drew Brees for his first and only score of the season.

2001: Alexander battled leg injuries for most of the season that limited him to only seven games (5 starts) in his final year with Washington. He was placed on injured reserve Dec. 25 and finished the year with nine catches for 85 yards (9.4 avg.). At S.D. (9/9) and at G.B. (9/24), Alexander recorded two receptions in each game. His season high for catches and receiving yards came at NYG (10/7) with five grabs for 45 yards.

2000: Alexander enjoyed a career season with Washington as he was named to his first Pro Bowl team after setting career highs in receptions (47) and receiving yards (510) for a 10.9 yards-per-reception average with two touchdowns as a 16-game starter. He was the only Washington player to have at least one catch in every contest and was the team's third-leading receiver in both catches and yards. He hauled in his first touchdown of the year at Det. (9/10) in a three-catch, 19-yard outing (6.3 avg.). Alexander had a strong game at Ari. (11/5) with a season-high five receptions for 53 yards (10.6 avg.), including a 25-yard reception. He caught a 19-yard touchdown vs. Phi. (11/26) and finished the game with four catches for 39 yards (9.8 avg.). At Pit. (12/16), Alexander posted a season-best 85 yards on four receptions (21.3 avg.), including a 30-yard catch.

1999: Alexander was named a first alternate to the NFC Pro Bowl squad after posting 29 receptions for 324 yards (11.2 avg.) with three touchdowns in 15 regular-season games (15 starts). In the Redskins' playoff games vs. Det. (1/8) and at T.B. (1/15), he tallied one reception in both contests for 12 and four yards, respectively. He caught two touchdowns, a single-game career high, at NYG (9/19) in a five-catch, 86-yard game (17.2 avg.). Against the Giants, Alexander caught touchdowns of one and 27 yards from Brad Johnson. The next week at NYJ (9/26), he recorded four receptions for 62 yards (15.5 avg.). At Dal. (10/24), he totaled three catches for 24 yards (8.0 avg.) and later recorded three catches for 23 yards (7.7 avg.) at Phi. (11/14). He posted one reception in three consecutive games played vs. Phi. (11/28), vs. Ari. (12/12) and at Ind. (12/19). Alexander concluded the regular season on a strong note with two catches at S.F. (12/26) and vs. Mia. (1/2).

1998: Selected by Washington in the second round (48th overall) of the 1998 NFL Draft, Alexander was a key contributor as a rookie with the Redskins as he set a career high with four touchdown catches to go along with 37 receptions for 383 yards (10.4 avg.) in 15 games (5 starts). He also made four tackles on special teams. Alexander helped the Redskins to a 6-2 finish by catching 29 passes for 297 yards (10.2 avg.) in the final eight weeks of the season. In his first NFL game at NYG (9/6), he recorded three receptions for 25 yards (8.3 avg.), including his first career touchdown on a 1-yard pass from Trent Green. In his first career start in Washington's game vs. Phi. (11/15), he made two catches for 21 yards (10.5 avg.). He totaled a then career-high four receptions and 72 yards (18.0 avg.) vs. Ari. (11/22). Alexander returned to the starting lineup at Oak. (11/29) to post three receptions for 24 yards (8.0 avg.) with a 2-yard touchdown grab from Trent Green. Alexander caught touchdowns in consecutive games at Car. (12/13) and vs. T.B. (12/19). He totaled seven receptions for 47 yards (6.7 avg.) against the Panthers while recording all six receptions for 62 yards (10.3 avg.) against the Buccaneers.

COLLEGE: Alexander totaled 104 career receptions for 1,591 yards (15.3 avg.) with six touchdowns at the University of Oklahoma. Following an outstanding senior season, Alexander picked up second-team All-Big 12 Conference honors. He was a first-team All-Big 8 Conference selection as a sophomore, leading the conference's tight ends in receptions with 43 grabs for 580 yards (13.5 avg.) with two touchdowns.

PERSONAL: Alexander was a *USA Today* and *Blue Chip Illustrated* All-American at Chickasha High School in Chickasha, Okla., who earned *SuperPrep* National Player-of-the-Year honors. He was all-state and a two-time all-district Defensive Player of the Year as a defensive end while lettering in basketball and track, in which he won the state high jump title (6'8") as a junior. A member of the National Honor Society, Alexander graduated No. 16 in his high school class. He is a motorcycle enthusiast who envisions building a motorcycle collection in his home one day and has been an avid rider since he was a teenager. He had a chance to ride his motorcycle with professional Supercross competitor Grant Langston and X-Games gold medalist Tommy Clowers for a segment on FOX's *NFL Under the Helmet*. Alexander has a twin brother (Michael). Alexander and his wife, Mandie, reside in Oklahoma City. The couple has a son, Cooper Todd, who was born Aug. 19, 2005. Stephen Alexander was born Nov. 7, 1975, in Chickasha, Okla.

ALEXANDER'S REGULAR SEASON RECORD

Year	Club	RECEIVING						SCORING					
		G	S	No.	Yds.	Avg.	LG	TD	TD	TDp	TDrt	2pt.	Pts.
1998	Washington	15	5	37	383	10.4	33	4	4	0	4	0	24
1999	Washington	15	15	29	324	11.2	27t	3	3	0	3	0	18
2000	Washington	16	16	47	510	10.9	30	2	2	0	2	0	12
2001	Washington	7	5	9	85	9.4	21	0	0	0	0	0	0
2002	San Diego	14	14	45	510	11.3	32	1	1	0	1	0	6
2003	San Diego	3	0	0	0	0.0	—	0	0	0	0	0	2
2004	Detroit	16	15	41	377	9.2	30	1	1	0	1	0	6
2005	Denver	16	15	21	170	8.1	15	1	1	0	1	0	6
2006	Denver	16	14	18	160	8.9	24	2	2	0	2	0	12
CAREER TOTALS		118	99	247	2,519	10.2	33	14	14	0	14	0	86
BRONCOS TOTALS		32	29	39	330	8.5	24	3	3	0	3	0	18

ADDITIONAL STATISTICS: Special teams tackles — 1998 (4), TOTAL (4). Miscellaneous tackles — 1998 (1), 1999 (1), 2000 (1), 2002 (1), 2003 (1), 2004 (1), 2005 (1), 2006 (2), TOTAL (9).

ALEXANDER'S POSTSEASON RECORD

Year	Club	RECEIVING						SCORING					
		G	S	No.	Yds.	Avg.	LG	TD	TD	TDp	TDrt	2pt.	Pts.
1999	Washington	2	2	2	16	8.0	12	0	0	0	0	0	0
2005	Denver	2	2	0	0	0.0	—	0	0	0	0	0	0
CAREER TOTALS		4	4	2	16	8.0	12	0	0	0	0	0	0
BRONCOS TOTALS		2	2	0	0	0.0	—	0	0	0	0	0	0

ADDITIONAL STATISTICS: Miscellaneous tackles — 1999 (1), 2005 (1), TOTAL (2).

ALEXANDER'S SINGLE-GAME HIGHS


(Postseason in parentheses)

Receptions — 8, twice, last vs. Seattle, 12/29/02 (1, twice, last at Tampa Bay, 1/15/00). **Receiving yards** — 129 vs. Seattle, 12/29/02 (12 vs. Detroit, 1/8/00). **Receiving touchdowns** — 2 at N.Y. Giants, 9/19/99 (none). **Longest reception** — 33 vs. Arizona, 11/22/98 (12 vs. Detroit, 1/8/00).

ALEXANDER'S 100-YARD RECEIVING GAMES (1)

*denotes win (Alexander's teams are 0-1 when he records 100 or more yards receiving in a game.)

Date	Opponent	Rec.	Yds.	Avg.	LG	TD
12/29/02	vs. Seattle	8	129	16.1	30	1



CHAMP BAILEY

6-0 • 192 • 9TH YR. • GEORGIA

BORN: June 22, 1978, in Folkston, Ga.

HIGH SCHOOL: Charlton County High School, Folkston, Ga.


ACQUIRED: Trade (Washington), 2004

NFL YEAR: 9th • **YEAR WITH BRONCOS:** 4th

NFL GAMES PLAYED/STARTED: 126/126 • **POSTSEASON:** 5/5

24

CORNERBACK



BAILEY AT A GLANCE:

- A ninth-year cornerback who has earned first-team All-Pro and Pro Bowl recognition in each of his three seasons with the Broncos.
- Tied for the NFL lead with a career-best 10 interceptions with Denver in 2006, finishing second in the Associated Press' Defensive Player of the Year voting.
- Recorded 18 interceptions in the last two seasons, marking the most by an NFL player in a two-year stretch since Everson Walls had 18 interceptions for Dallas from 1981-82.
- Totaled an NFL-best 21 interceptions in the regular season during his three years with Denver.
- Began his NFL career starting 99 consecutive regular-season games and has totaled the second-most starts (126) among league cornerbacks since 1999.
- Turned in one of the most dramatic plays in NFL postseason lore when he returned an interception 100 yards in an AFC Divisional Playoff Game against New England (1/14/06), marking the longest non-scoring interception return in league playoff history.

24's TROPHY CASE

Pro Bowl Selections (7)2000-06
All-Pro (First Team) (3)2004-06

- Tied for fourth in the league and led the Broncos with eight interceptions in 2005.
- Appeared on offense in nine career games, totaling four receptions for 89 yards (22.3 avg.) with a long of 42 yards and two rushes for 11 yards, including a 7-yard touchdown.
- Led the NFL's No. 2 pass defense as a Redskin in 2000 with a team-high five interceptions.
- Became the youngest player in NFL history to post three interceptions in a game as a rookie (at Arizona, 10/17/99).
- Owns an interception in five of the eight season openers he has played.
- Won the 1998 Bronko Nagurski Award at the University of Georgia as the nation's top defensive player, earned consensus All-America honors and was a first-team All-Southeastern Conference selection following his junior year.
- A triple threat at Georgia as a cornerback, wide receiver and kick/punt returner who averaged 103.5 all-purpose yards per game as a junior.
- Joined the Broncos on March 4, 2004, in a trade with Washington that brought Bailey and a second-round draft choice (RB Tatum Bell) to Denver in exchange for running back Clinton Portis.
- Selected by Washington in the first round (seventh overall) of the 1999 NFL Draft.

CAREER TRANSACTIONS: Signed by Washington as a draft choice 7/29/99; Traded to Denver 3/4/04; Signed by Denver 3/22/04.



2006: Bailey earned first-team Associated Press All-Pro honors for the third consecutive season with Denver and was selected to play in the Pro Bowl for the seventh year in a row after tying for the NFL lead with a career-high 10 interceptions as a 16-game starter. He was one of only three consensus first-team All-Pro selections by the Associated Press (Miami's Jason Taylor and San Diego's LaDainian Tomlinson) and finished second in AP's Defensive Player of the Year voting behind the Dolphins' Taylor. Bailey placed third on the Broncos with 98 tackles (84 solo) and added a career-high 30 pass breakups and a fumble recovery to go along with his 10 interceptions (162 yds., including one touchdown). His 11 takeaways led the NFL, and six of his 10 interceptions came inside Denver's 4-yard line (three in the end zone, one at the 1-yard line and two at the 3-yard line). Bailey shared the league interception lead with New England's Asante Samuel, and his 10 interceptions marked the second-best single-season total in Broncos annals. He earned the AFC's Defensive Player of the Month award for the second time in his career when he was recognized for his play in October as he recorded three interceptions, 20 tackles (13 solo) and nine passes defended during the month. He led the team with 10 tackles (9 solo) in the season opener at Stl. (9/10). Bailey compiled six tackles and three passes defended, including an interception, on *Monday Night Football* vs. Bal. (10/9). In addition to contributing seven tackles (5 solo), he provided a pivotal play when he intercepted Andrew Walter deep in Broncos territory on *Sunday Night Football* vs. Oak. (10/15). The interception kept the number of touchdowns yielded by Denver to one for the year, allowing the club to join the 1934 Detroit Lions as the only teams to surrender only one touchdown through the first five games of a season. He recorded a pair of solo tackles, three passes defended and an interception at Cle. (10/22). The interception against the Browns was the third consecutive game in which he recorded an interception. Bailey paced the team's defensive backs with 10 tackles (8 solo) and six passes defended, including a pair of interceptions (5 yds.), at Pit. (11/5). He continued his trend of creating timely turnovers in Pittsburgh as both of his interceptions occurred inside Denver's 5-yard line. Bailey tied for the team lead with seven tackles (6 solo) and added an interception and two passes defended on *Sunday Night Football* vs. Sea. (12/3). He recorded four tackles (3 solo) and had two interceptions (37 yds.) among his four passes defended at Ari. (12/17). The two interceptions against the Cardinals increased his total to eight for the season, matching his career high established in 2005. They also marked the fourth multiple-interception game of his career. He recorded seven tackles (6 solo), an interception (20 yds.), two passes defended and a fumble recovery (4 yds.) vs. Cin. (12/24). In the season finale vs. S.F. (12/31), he made six solo tackles and broke up two passes, including an interception that he returned 70 yards for a touchdown that marked the longest regular-season return of his career.

2005: Despite dealing with nagging injury problems beginning with a hamstring ailment in training camp, Bailey turned in one of the finest single-season defensive performances in the NFL, earning first-team Associated Press All-Pro and Pro Bowl honors. Bailey's Associated Press All-Pro selection was the second of

BAILEY IN THE RUNNING FOR DEFENSIVE PLAYER OF THE YEAR

2006 NFL DEFENSIVE PLAYER OF THE YEAR VOTING (ASSOCIATED PRESS)

Player	Position	Team	Votes
1. Jason Taylor	Defensive End	Miami	22
2. Champ Bailey	Cornerback	Denver	16
3. Shawne Merriman	Linebacker	San Diego	6
4. Brian Urlacher	Linebacker	Chicago	4
5. Ray Lewis	Linebacker	Baltimore	1
Trevor Pryce	Defensive End	Baltimore	1

his career while his Pro Bowl nomination marked his sixth consecutive such honor. He finished the season fourth on the Broncos with 72 tackles (62 solo) while leading the team with a career-high eight interceptions (139 yds.) and 28 passes defended. His eight interceptions tied for fourth in the league and stood as the fourth-best single-season performance in Broncos history. His 139 interception return yards also placed fourth in Broncos history for a single-season output. He returned two of his interceptions for touchdowns to become the sixth player in team annals to return two interceptions for touchdowns in a single season. The first scoring return, which many observers said turned the Broncos' season around, was a 25-yard return for a touchdown in the home opener vs. S.D. (9/18). Bailey recorded at least one interception in a team-record five consecutive games midway through the year and forced two fumbles on the season. He totaled one interception in each of the Broncos' three November contests to earn AFC Defensive Player of the Month honors. In an AFC Divisional Playoff Game vs. N.E. (1/14), Bailey recorded two solo tackles, an interception and three passes defended. Among Bailey's three passes defended was one of the most remarkable plays in NFL postseason history. With the Patriots driving for a go-ahead score in the third quarter, Bailey intercepted Tom Brady's pass intended for wide receiver Troy Brown in the end zone and returned it 100 yards to the Patriots' 1-yard line to set up Mike Anderson's touchdown run. It marked the longest return in team annals as well as the longest non-scoring and second-longest interception return in NFL postseason history. In the season opener at Mia. (9/11), Bailey contributed seven solo tackles, an interception, two passes defended and a forced fumble before leaving the game in the third quarter with a left shoulder injury. The interception against Miami marked his fifth interception in the seven opening days he has played. Bailey made four tackles (3 solo) and intercepted one pass in the home opener vs. S.D. (9/18) that he returned 25 yards for a touchdown to spark Denver's comeback win. Against K.C. (9/26), Bailey was limited by the hamstring injury that hampered him during the pre-season. The injury forced him inactive for the next two games (at Jac. 10/2 and vs. Was. 10/9), ending his streak of consecutive starts at 99 and forcing the cornerback to miss the first games of his NFL career. Bailey returned to the starting lineup to start the 100th game of his career vs. N.E. (10/16). Bailey made four tackles (3 solo), defended five passes, including an interception, at NYG (10/23). After the bye, Bailey led the team with 10 tackles (8 solo) and an interception at Oak. (11/13). The second-year Bronco amassed seven solo tackles and opened the game's scoring by returning his sixth interception of the season 65 yards for a touchdown at Dal. (11/24) on Thanksgiving. The following week, he recorded two tackles (1 solo) and an interception at K.C. (12/4). Bailey made nine tackles (7 solo), forced a fumble, defended three passes and extended his streak of consecutive games with an interception to five games vs. Bal. (12/11).

2004: Bailey displayed game-changing ability in starting all 16 regular-season games with the Broncos after being acquired in a blockbuster offseason trade, earning his fifth consecutive trip to the Pro Bowl and first Associated Press All-Pro nomination after a stellar campaign. He ranked fourth on the team and led all Denver cornerbacks in tackles with 84 (74 solo). He also tallied a team-high three interceptions (0 yds.) along with 13 pass breakups while appearing on offense in three games (one catch for 11 yds. vs. K.C. 9/12). The only cornerback in the NFL to start every possible regular-season game his team played since his rookie season in 1999, Bailey extended his consecutive start streak to 96 games in 2004. Bailey registered seven tackles (all solo) in the Broncos' AFC Wild Card Game at Ind. (1/9). He intercepted his first pass as a Bronco in the second quarter of the season opener vs. K.C. (9/12) and made five tackles (4 solo) while playing a part in holding Chiefs Pro Bowl tight end Tony Gonzalez to only two receptions for 17 yards. The game against Kansas City marked the

BAILEY'S INTs BY QUARTERBACK

**denotes win (Bailey's teams are 20-7, including postseason, in games in which he records an interception.)*

QB	INTs	Dates
Jake Plummer	5	2 at Ari. 10/17/99*, 1 vs. Ari., 12/12/99* 1 vs. Ari. 12/24/00*, 1 vs. Ari., 9/8/02*
Trent Green	3	1 at Stl., 11/20/00*, 1 vs. K.C., 9/12/04*, 1 at K.C., 12/4/05
Charlie Batch	2	at Det., 9/10/00
Tom Brady	2	1 vs. N.E., 9/28/03*, 1 vs. N.E., 1/14/06* (AFC Divisional)
Aaron Brooks	2	1 at N.O., 12/30/01*, 1 at N.O., 11/21/04*
Kerry Collins	2	1 at NYG, 12/7/03*, 1 at Oak., 11/13/05*
Gus Frerotte	2	1 vs. Det., 1/8/00* (NFC Wild Card), 1 at Mia., 9/11/05
Matt Hasselbeck	2	1 vs. Sea., 11/4/01*, 1 vs. Sea., 12/3/06
Matt Leinart	2	2 at Ari., 12/17/06*
Steve McNair	2	at Ten., 10/6/02*, 1 vs. Bal., 10/9/06*
Carson Palmer	2	1 at Cin., 10/25/04, 1 vs. Cin., 12/24/06*
Ben Roethlisberger	2	2 at Pit., 11/5/06*
Troy Aikman	1	vs. Dal., 9/12/99
Drew Bledsoe	1	at Dal., 11/24/05*
Kyle Bolter	1	vs. Bal., 12/11/05*
Drew Brees	1	vs. S.D., 9/18/05*
Dave Brown	1	vs. Ari., 10/17/99*
Doug Flutie	1	at S.D., 9/9/01
Jeff Garcia	1	at S.F., 9/22/02
Eli Manning	1	at NYG, 10/23/05
Donovan McNabb	1	vs. Phil., 11/26/00
Vinny Testaverde	1	vs. NYJ, 11/20/05*
Charlie Frye	1	at Cle., 10/22/06*
Alex Smith	1	vs. S.F., 12/31/06
Andrew Walter	1	vs. Oak., 10/15/06*

NFL'S LEADING INTERCEPTOR SINCE JOINING THE BRONCOS

MOST INTERCEPTIONS, NFL, 2004-06

Player	Position	Team	INTs
1. Champ Bailey	Cornerback	Denver	21
2. Rashean Mathis	Cornerback	Jacksonville	18
3. Tory James	Cornerback	Cincinnati	17
Darren Sharper	Safety	Min./G.B.	17
5. Chris Gamble	Cornerback	Carolina	16
Nathan Vasher	Cornerback	Chicago	16

BAILEY MAKES AN IMPACT

2006 NFL INTERCEPTION LEADERS

Player	INTs	Yds.	Avg.	TDs
1. Champ Bailey, Den.	10	162	16.2	1
Asante Samuel, N.E.	10	120	12.0	0
3. Rashawn Mathis, Jac.	8	146	18.3	2
Walt Harris, S.F.	8	84	10.5	1
Charles Woodson, G.B.	8	61	7.6	1
Nnamdi Asomugha, Oak.	8	59	7.4	1

MOST INTERCEPTIONS BY A BRONCO, SEASON

Player	INTs	Yds.	Avg.	TDs
1. Goose Gosoulin, 1960	11	98	8.9	0
2. Champ Bailey, 2006	10	162	16.2	1
3. Deltha O'Neal, 2001	9	115	12.8	0
Tyrone Braxton, 1996	9	128	14.2	1
Willie Brown, 1964	9	140	15.6	0
6. Champ Bailey, 2005	8	139	17.4	2

fourth time (out of a possible six) that Bailey had recorded an interception on opening day. Additionally, he saw action on several third-down situations as a receiver and caught an 11-yard pass from Jake Plummer on a third-and-12 in the first quarter while lined up at running back for the Broncos' first catch of the season. The play marked the first time since 1993 that a Broncos defensive player (LB Dave Wyman) made a reception. Three of his five tackles (4 solo) were for a loss vs. Car. (10/10), and he held Panthers star receiver Muhsin Muhammad to one catch for nine yards, his lowest receiving yardage total in 23 games. At Oak. (10/17), Bailey helped limit the Raiders to 114 passing yards while also making four tackles (4 solo). Bailey was kept busy on *Monday Night Football* at Cin. (10/25) by the Bengals' Chad Johnson with many of his nine tackles (8 solo) coming from stops on the Pro Bowl receiver. Bailey recorded a key interception off Bengals quarterback Carson Palmer on a third down at the Broncos' 10-yard line in the second quarter, making a great catch for his second interception of the year. He displayed tremendous closing speed after the bye week in intercepting a fourth-down Aaron Brooks pass in the end zone at N.O. (11/21) in a game in which he led Denver with 13 tackles (11 solo). He initially was ruled as making the catch out of bounds, but the call was changed to an interception after a replay challenge. In a solid performance by the Broncos' defensive backs at S.D. (12/5), Bailey had six tackles (all solo) and helped limit Drew Brees to a season-low 106 passing yards. He had a strong showing in Denver's regular-season finale vs. Ind. (1/2) with eight tackles (7 solo) and a pass breakup, helping the Broncos secure their second consecutive playoff berth.

2003: Bailey—who in 2003 earned his fourth consecutive trip to the Pro Bowl—was a 16-game starter for Washington and finished the season with 72 tackles (61 solo), two interceptions (2 yds.), two fumble recoveries and one forced fumble (vs. N.E. 9/28). He also posted 17 pass breakups. In the season opener vs. NYJ (9/4), he recorded four tackles (3 solo) and was a part of a defensive secondary that held the Jets to 105 passing yards. Against Atl. (9/14), Bailey had three tackles and two passes defended. He posted six tackles (4 solo) and five passes defended vs. NYG (9/21) and recorded six tackles (all solo), one interception and one forced fumble vs. N.E. (9/28). Bailey made a key play on the Patriots' first possession of the second half when he forced a fumble that was recovered by Matt Bowen at the 1-yard line, leading to a touchdown. At Phi. (10/5), he finished with eight tackles before recording two tackles (1 solo) vs. T.B. (10/12). Against Sea. (11/9), Bailey had five tackles (2 solo) and followed that up with nine tackles (all solo), two pass defended and one fumble recovery at Car. (11/16). Bailey had two tackles (1 solo) and his second interception (2 yds.) of the season on quarterback Kerry Collins plus a fumble recovery and a pass defended at NYG (12/7). He recorded two tackles (1 solo) and two passes defended at Chi. (12/21) the next week but left the game in the second quarter due to a facial contusion.

2002: Bailey once again proved himself as one of the premier cornerbacks in the league, continually shutting down the Redskins' top receiving threat while setting a single-season career high in tackles with 84 (67 solo) and adding three interceptions (2 yds.). He also was credited with 28 pass breakups on the year for Washington. His efforts in 2002 were rewarded in the form of his third consecutive bid to the Pro Bowl, the league's annual all-star contest held in Honolulu. In the season opener vs. Ari. (9/8), Bailey posted seven tackles and intercepted (2 yds.) Cardinals quarterback Jake Plummer for the fifth time in his career on the way to recording seven tackles (6 solo). Against Phi. (9/16), he recorded six tackles and saw his first action on offense since 2000, taking a reverse four yards. He recorded four tackles (2 solo) and an interception of Jeff Garcia vs. S.F. (9/22), and at Ten. (10/6), he posted six stops (all solo) and an interception of Steve McNair (0 yds.). At NYG (11/17), he set his single-game career high for passes defended with seven and had eight stops (6 solo). He also made his first appearance of the season at punt returner, fielding three punts for seven yards. Against Stl. (11/24), Bailey made a season-high nine tackles and had a pass deflection as well as three punt returns for 47 yards. At Dal. (11/28) on Thanksgiving, he posted five tackles (4 solo) and three pass defended and had his best day returning punts with five for 69 yards (13.8 avg.) and a long of 38.

2001: Bailey started all 16 games at cornerback for Washington and was named a first alternate on the Pro Bowl squad. He earned an invite to the Pro Bowl after the Eagles' Troy Vincent withdrew due to injury. He fin-

IT STARTS WITH CHAMP

MOST STARTS BY A CORNERBACK, NFL, 1999-2006

Cornerback	Team	Starts
1. Ronde Barber	Tampa Bay	127
2. Champ Bailey	Den./Was.	126
3. Sam Madison	NYG/Mia.	120
4. Chris McAlister	Baltimore	113

BAILEY OFF TO THE RACES

LONGEST INTERCEPTION RETURNS, POSTSEASON, NFL HISTORY

Player	Game	Yards
1. George Teague, G.B.	vs. Detroit (1/8/94)	101(TD)
2. Champ Bailey, Den.	vs. New England (1/14/06)	100
3. Darrol Ray, NYJ	vs. Cincinnati (1/9/83)	98(TD)

ished fifth on the team in tackles (51: 49 solo) and tied for second in interceptions (3). He also was credited with a team-high 18 passes defended, one forced fumble (at NYG 10/7) and a fumble recovery (at S.D. 9/9). He opened the year with four tackles, one interception and one fumble recovery at S.D. (9/9). At NYG (10/7), he made four tackles and recorded his first career forced fumble. He held receiver Joey Galloway to only four receptions the next week at Dal. (10/15). Bailey recorded five tackles vs. Car. (10/21). When the Redskins hosted Sea. (11/4), he picked off a Matt Hasselbeck pass (0 yds.) on Seattle's 12-yard line. He recorded four tackles, an interception (12 yds., Aaron Brooks) and three passes defended at N.O. (12/30). The Redskins kicked a field goal off the interception and took a lead the Saints could not overcome. In the season finale vs. Ari. (1/6), he held then NFL-leading receiver David Boston to his fewest receptions (2) all season.

2000: Bailey was voted a starting cornerback on the NFC Pro Bowl team after becoming one of the league's most feared defensive backs. He also helped anchor the NFL's second-rated pass defense, totaling team highs in interceptions (5-48 yds.) and passes defended (14). He finished the year with 66 tackles (52 solo), made five solo stops on special teams and posted the first fumble recovery of his career (vs. Dal. 9/18). Bailey also was a weapon on offense, catching three passes for 78 yards (26.0 avg.), including a long of 42, and rushing for one TD. He was named The Quarterback Club Redskins Player of the Year, beating out running back Stephen Davis as well as defensive ends Bruce Smith and Marco Coleman. In the season opener vs. Car. (9/3), he posted a career-high eight solo tackles. The next week at Det. (9/10), he intercepted two Charlie Batch passes (0 yds.) in a two-tackle game (1 solo). Bailey had another huge game vs. Dal. (9/18), recovering his first career fumble and returning his first career punt 54 yards after taking a handoff on a reverse from Deion Sanders. He also saw the first action of his career at wide receiver in that game. He started at cornerback and wide receiver vs. Bal. (10/15). At Ari. (11/5), he used his exceptional speed to save a touchdown on a kickoff return, outrunning and tackling MarTay Jenkins, and recorded three tackles (2 solo) and a pass breakup on defense. Bailey made a key interception at Stl. (11/20), catching a Trent Green pass nine yards deep in the end zone and returning it 48 yards. The next week vs. Phi. (11/26), he recorded a pass defended for the fifth consecutive game on an interception (0 yds.) of Donovan McNabb in addition to four tackles (three solo). He caught his first career pass, a 24-yarder, at Dal. (12/10). He displayed his versatility in Washington's season-finale vs. Ari. (12/24), catching two Brad Johnson passes for 54 yards. He also rushed once for a 7-yard touchdown against the Cardinals along with intercepting a Jake Plummer pass (0 yds.), making five solo tackles for the second consecutive week and posting a season-high four passes defended. Overall, he participated in 70 plays (eight offense, 53 defense, nine special teams) in a busy day against Arizona.

1999: Selected by Washington in the first round (seventh overall) of the 1999 NFL Draft, Bailey had an exceptional rookie season in which he showed he had all the tools to be a star cornerback in the NFL. One of the most versatile players to enter the league, he started all 16 regular-season games at cornerback to finish second on the Redskins in interceptions (5 for 55 yds., including a 59-yd. touchdown return at Ari. 10/17) while posting 83 tackles (64 solo), 19 pass breakups and one sack (12 yds.). He also saw consistent action on special teams, collecting 54 blocks and 14 tackles (10 solo). Bailey started both playoff games to total four tackles. His professional career got off to an impressive start as he intercepted a Drew Bledsoe pass and returned it 46 yards for a touchdown in the opening preseason game vs. N.E. In the regular-season opener vs. Dal. (9/12), he picked off a Troy Aikman pass for his first interception and made six tackles (4 solo). His biggest game came in the Redskins' win at Ari. (10/17). While the Redskins' defense held the Cardinals to 274 yards, Bailey intercepted three passes (51 yds.), becoming the youngest player in NFL history and the 15th Redskin to perform such a feat. Against the Cardinals, he returned one interception 59 yards for a second quarter touchdown, his first score, on the way to earning NFC Defensive Player of the Week honors. Against Chi. (10/31), Bailey made eight tackles (7 solo) and had a pass defended and a forced fumble on special teams. The NFL again honored Bailey for his strong play in the month, naming him Rookie Defensive Player of the Month for October. At Phi. (11/14), he recorded the first sack (12 yds.) of his career on Donovan McNabb and had one pass defended, two tackles defensively and one tackle on kickoff coverage. He picked off his fifth pass of the year vs. Ari. (12/12) and collected a team-high two tackles on kickoff coverage. In the regular-season finale vs. Mia. (1/2), he had a season-high 10 tackles (seven solo) and two passes defended.

COLLEGE: Bailey was regarded as one of college football's greatest multiple threats (offense, defense and special teams) in his three seasons at the University of Georgia. During his final year at Georgia as a junior, he registered 52 tackles (four for losses), three interceptions, seven passes defended, 47 catches for 744 yards (15.8 avg.), five touchdowns, 84 yards rushing on 16 carries, 12 kickoff returns for 261 yards and four punt returns for 49 yards. He averaged 103.5 all-purpose yards per game and logged 957 plays (547 defense, 301 offense and 109 special teams) on the way to earning consensus All-America and first-team All-Southeastern Conference honors and claiming the Bronko Nagurski Award as the nation's top defensive player following his junior season. Against Virginia in the Peach Bowl, he caught three passes for 73 yards, including a 14-yard

A CONSISTENT THREAT

LONGEST INTERCEPTION STREAKS, BRONCOS HISTORY (REGULAR SEASON)

Player	Gms.	Year (Games)
1. Champ Bailey	5	2005 (Gms. 9-13)
2. Tyrone Braxton	4	1996 (Gms. 12-15)
3. Champ Bailey	3	2006 (Gms. 4-6 and 14-16)
Several players	3	

touchdown, rushed three times for nine yards, returned five kickoffs for 104 yards, returned a punt 12 yards, and posted two tackles and one pass defended at cornerback. In three years at Georgia, he played 33 games (24 starts) and recorded 147 total tackles, two fumble recoveries, one forced fumble, eight interceptions and 27 passes defended. He was an All-SEC first-team selection as a sophomore, starting every game at left cornerback and one game at wide receiver. Bailey set a school indoor long jump record in 1998 of 25-10 3/4 feet to finish third at the SEC Indoor Track and Field Championships.

PERSONAL: Bailey attended Charlton County High School in Folkston, Ga., where he was a Class-A all-state selection in football while earning *USA Today* honorable mention All-America honors and second-team all-south accolades. He was voted MVP in each of his final three seasons and rushed for 1,858 yards with 28 touchdowns, threw for 277 yards, averaged 33.3 yards on punts, and totaled 37 tackles and two interceptions as a senior. For his high school career, Bailey rushed for 3,573 yards with 58 touchdowns, passed for 1,211 yards with 10 scores, gained 5,855 yards and scored 394 points. He also posted 80 tackles, eight interceptions and four fumble recoveries. Bailey was an all-state honorable mention selection in basketball and the state high jump champion as a junior. His younger brother, Boss, was a former All-America linebacker at Georgia and was selected by the Detroit Lions in the second round of the 2003 NFL Draft. Although his given first name is Roland, Bailey was nicknamed "Champ" by his mother. Bailey was involved in the Redskins' All-Stars program, encouraging youth to get involved in community service and volunteerism. He also participated in the annual Redskins Season Kickoff Cruise to support the Darrell Green Youth Life Foundation and sponsors a child at the foundation's "Christmas with the Redskins" party each year. Bailey was a part of the Washington Redskins Leadership Council All Stars public service announcement with children from the Sterling Community Center to promote and encourage community service. He is the first back-to-back winner of the Colorado Sports Hall of Fame's Pro Athlete of the Year award (2005-06) and is one of four athletes in the state's history who have won the award multiple times. Roland "Champ" Bailey was born June 22, 1978, in Folkston, Ga.

BAILEY'S REGULAR SEASON RECORD

Year	Club	G	S	UT	A	TT	S-Yds.	I-Yds.	PD	FF	FR	TD-Int.	TD-FR	S	Pts.
1999	Washington	16	16	64	19	83	1-12	5-55	19	0	0	1	0	0	6
2000	Washington	16	16	52	14	66	0-0	5-48	14	0	1	0	0	0	0
2001	Washington	16	16	49	2	51	0-0	3-17	18	1	1	0	0	0	0
2002	Washington	16	16	67	17	84	0-0	3-2	28	0	0	0	0	0	0
2003	Washington	16	16	61	11	72	0-0	2-2	17	1	2	0	0	0	0
2004	Denver	16	16	74	10	84	0-0	3-0	13	0	0	0	0	0	0
2005	Denver	14	14	62	10	72	0-0	8-139	28	2	0	2	0	0	12
2006	Denver	16	16	84	14	98	0-0	10-162	30	0	1	1	0	0	6
CAREER TOTALS		126	126	513	97	610	1-12	39-425	167	4	5	4	0	0	24
BRONCOS TOTALS		46	46	220	34	254	0-0	21-301	71	2	1	3	0	0	18

ADDITIONAL STATISTICS: Special teams tackles — 1999 (12), 2000 (4), 2003 (1), TOTAL (17). Miscellaneous tackles — 2000 (1), TOTAL (1). Punt returns — 2000 (1 for 65 yds., includes a 54-yd. handoff, 1 FC), 2002 (24 for 238 yds., 9.9 avg., 4 FC, 39-yd. long), TOTAL (25 punt returns for 303 yds., 12.1 avg., 5 FC, 54-yd. long). Kick returns — 2002 (1 for 17 yds.), TOTAL (1 kick return for 17 yds.). Receptions — 2000 (3 for 78 yds., 26.0 avg., 42-yd. long), 2004 (1 for 11 yds.), TOTAL (4 rec. for 89 yds., 22.3 avg., 42-yd. long). Rushes — 2000 (1 for 7 yds. -TD), 2002 (1 for 4 yds.), TOTAL (2 rushes for 11 yds., 5.5 avg., 7-yd. long, TD).

BAILEY'S POSTSEASON RECORD

Year	Club	G	S	UT	A	TT	S-Yds.	I-Yds.	PD	FF	FR	TD-Int.	TD-FR	S	Pts.
1999	Washington	2	2	4	0	4	0-0	1-5	2	0	0	0	0	0	0
2004	Denver	1	1	7	0	7	0-0	0-0	0	0	0	0	0	0	0
2005	Denver	2	2	3	2	5	0-0	1-100	4	0	0	0	0	0	0
CAREER TOTALS		5	5	14	2	16	0-0	2-105	6	0	0	0	0	0	0
BRONCOS TOTALS		3	3	10	2	12	0-0	1-100	4	0	0	0	0	0	0

BAILEY'S SINGLE GAME HIGHS

(Postseason in parentheses)

Interceptions — 3 at Arizona, 10/17/99 (1, twice, last vs. New England, 1/14/06). **Interception return yards** — 70 vs. San Francisco, 12/31/06 (100 vs. New England, 1/14/06). **Sacks** — 1 at Philadelphia, 11/14/99 (none). **Sack yards** — 12 at Philadelphia, 11/14/99 (none). **Receptions** — 2 vs. Arizona, 12/24/00 (none). **Receiving yards** — 54 vs. Arizona, 12/24/00 (none). **Longest reception** — 42 vs. Arizona, 12/24/00 (none). **Receiving touchdowns** — None (none). **Rushes** — 1, twice, last vs. Philadelphia, 9/16/02 (none). **Rushing yards** — 7 vs. Arizona, 12/24/00 (none). **Longest rush** — 7 vs. Arizona, 12/24/00 (none). **Rushing touchdowns** — 1 vs. Arizona, 12/24/00 (none). **Punt returns** — 5, three times, last vs. Dallas, 12/29/02 (none). **Punt return yards** — 69 at Dallas, 11/28/02 (none). **Longest punt return** — 54-yd. handoff vs. Dallas, 9/18/00 (none). **Punt return touchdowns** — None (none). **Kick returns** — 1 vs. Dallas, 12/29/02 (none). **Kick return yards** — 17 vs. Dallas, 12/29/02 (none). **Longest kick return** — 17 vs. Dallas, 12/29/02 (none). **Kick return touchdowns** — None (none).

BAILEY'S MULTIPLE INTERCEPTION GAMES (4)

*denotes win (Bailey's teams are 3-1 when he records more than one interception in a game.)

Date	Opponent	I-Yds.
10/17/99	at Arizona*	3-51
9/10/00	at Detroit	2-0
11/5/06	at Pittsburgh*	2-5
12/17/06	at Arizona*	2-37

CHAMP BAILEY'S CAREER GAME-BY-GAME

(Victories asterisked)

1999 WASHINGTON (10-6)		TACKLES									
Date	Opponent	P/S	UT	A	TT	S-Yds.	I-Yds.	PD	FF	FR	
Sep 12	vs. Dallas	S	4	2	6	0-0	1-4	1	0	0	
Sep 19	at N.Y. Giants*	S	7	1	8	0-0	0-0	0	0	0	
Sept 26	at N.Y. Jets*	S	5	0	5	0-0	0-0	2	0	0	
Oct 3	vs. Carolina*	S	6	2	8	0-0	0-0	2	0	0	
Oct 17	at Arizona*	S	2	2	4	0-0	3-51	3	0	0	
Oct 24	at Dallas	S	2	0	2	0-0	0-0	0	0	0	
Oct 31	vs. Chicago*	S	7	1	8	0-0	0-0	1	0	0	
Nov 7	vs. Buffalo	S	3	1	4	0-0	0-0	0	0	0	
Nov 14	at Philadelphia	S	2	0	2	1-12	0-0	1	0	0	
Nov 21	vs. N.Y. Giants*	S	3	1	4	0-0	0-0	2	0	0	
Nov 28	vs. Philadelphia*	S	3	1	4	0-0	0-0	0	0	0	
Dec 5	at Detroit	S	4	2	6	0-0	0-0	1	0	0	
Dec 12	vs. Arizona*	S	2	1	3	0-0	1-0	1	0	0	
Dec 19	at Indianapolis	S	4	1	5	0-0	0-0	1	0	0	
Dec 26	at San Francisco*	S	3	1	4	0-0	0-0	2	0	0	
Jan 2	vs. Miami*	S	7	3	10	0-0	0-0	2	0	0	

Regular Season Totals		16/16	64	19	83	1-12	5-55	19	0	0	
Jan 8	vs. Detroit*†	S	3	0	3	0-0	1-5	2	0	0	
Jan 15	at Tampa Bay&	S	1	0	1	0-0	0-0	0	0	0	

Postseason Totals		2/2	4	0	4	0-0	1-5	2	0	0	
--------------------------	--	------------	----------	----------	----------	------------	------------	----------	----------	----------	--

†NFC Wild Card Playoff Game; &NFC Divisional Playoff Game

2000 WASHINGTON (8-8)		TACKLES									
Date	Opponent	P/S	UT	A	TT	S-Yds.	I-Yds.	PD	FF	FR	
Sep 3	vs. Carolina*	S	8	0	8	0-0	0-0	1	0	0	
Sep 10	at Detroit	S	1	1	2	0-0	2-0	2	0	0	
Sep 18	vs. Dallas	S	2	0	2	0-0	0-0	0	0	1	
Sep 24	at N.Y. Giants*	S	6	1	7	0-0	0-0	1	0	0	
Oct 1	vs. Tampa Bay*	S	4	1	5	0-0	0-0	0	0	0	
Oct 8	at Philadelphia*	S	2	1	3	0-0	0-0	0	0	0	
Oct 15	vs. Baltimore*	S	1	1	2	0-0	0-0	0	0	0	
Oct 22	at Jacksonville*	S	5	3	8	0-0	0-0	1	0	0	
Oct 30	vs. Tennessee	S	1	2	3	0-0	0-0	1	0	0	
Nov 5	at Arizona	S	2	1	3	0-0	0-0	1	0	0	
Nov 20	at St. Louis*	S	1	0	1	0-0	1-48	1	0	0	
Nov 26	vs. Philadelphia	S	3	1	4	0-0	1-0	1	0	0	
Dec 3	vs. N.Y. Giants	S	4	1	5	0-0	0-0	1	0	0	
Dec 10	at Dallas	S	2	1	3	0-0	0-0	0	0	0	
Dec 16	at Pittsburgh	S	5	0	5	0-0	0-0	0	0	0	
Dec 24	vs. Arizona*	S	5	0	5	0-0	1-0	4	0	0	
Regular Season Totals		16/16	52	14	66	0-0	5-48	14	0	1	

2001 WASHINGTON (8-6)		TACKLES									
Date	Opponent	P/S	UT	A	TT	S-Yds.	I-Yds.	PD	FF	FR	
Sep 9	at San Diego	S	4	0	4	0-0	1-5	1	0	1	
Sep 24	at Green Bay	S	3	0	3	0-0	0-0	1	0	0	
Sep 30	vs. Kansas City	S	4	0	4	0-0	0-0	2	0	0	
Oct 7	at N.Y. Giants	S	3	1	4	0-0	0-0	0	1	0	
Oct 15	at Dallas	S	1	0	1	0-0	0-0	0	0	0	
Oct 21	vs. Carolina*	S	5	0	5	0-0	0-0	0	0	0	
Oct 28	vs. N.Y. Giants*	S	1	0	1	0-0	0-0	3	0	0	
Nov 4	vs. Seattle*	S	0	0	0	0-0	1-0	2	0	0	
Nov 18	at Denver*	S	2	0	2	0-0	0-0	0	0	0	
Nov 25	at Philadelphia*	S	5	0	5	0-0	0-0	3	0	0	
Dec 2	vs. Dallas	S	5	0	5	0-0	0-0	0	0	0	
Dec 9	at Arizona*	S	3	0	3	0-0	0-0	1	0	0	
Dec 16	vs. Philadelphia	S	2	1	3	0-0	0-0	0	0	0	
Dec 23	vs. Chicago	S	6	0	6	0-0	0-0	1	0	0	
Dec 30	at New Orleans*	S	4	0	4	0-0	1-12	3	0	0	
Jan 6	vs. Arizona*	S	1	0	1	0-0	0-0	1	0	0	
Regular Season Totals		16/16	49	2	51	0-0	3-17	18	1	1	

2002 WASHINGTON (7-9) TACKLES										
Date	Opponent	P/S	UT	A	TT	S-Yds.	I-Yds	PD	FF	FR
Sep 8	vs. Arizona*	S	6	1	7	0-0	1-2	1	0	0
Sep 16	vs. Philadelphia	S	6	0	6	0-0	0-0	0	0	0
Sep 22	at San Francisco	S	2	2	4	0-0	1-0	3	0	0
Oct 6	at Tennessee*	S	6	0	6	0-0	1-0	2	0	0
Oct 13	vs. New Orleans	S	3	1	4	0-0	0-0	0	0	0
Oct 20	at Green Bay	S	5	0	5	0-0	0-0	2	0	0
Oct 27	vs. Indianapolis*	S	3	0	3	0-0	0-0	0	0	0
Nov 3	at Seattle*	S	5	1	6	0-0	0-0	2	0	0
Nov 10	at Jacksonville	S	5	2	7	0-0	0-0	0	0	0
Nov 17	at N.Y. Giants	S	6	2	8	0-0	0-0	7	0	0
Nov 24	vs. St. Louis*	S	5	4	9	0-0	0-0	1	0	0
Nov 28	at Dallas	S	4	1	5	0-0	0-0	3	0	0
Dec 8	vs. N.Y. Giants	S	5	2	7	0-0	0-0	2	0	0
Dec 15	at Philadelphia	S	3	0	3	0-0	0-0	0	0	0
Dec 22	vs. Houston*	S	2	1	3	0-0	0-0	3	0	0
Dec 29	vs. Dallas*	S	1	0	1	0-0	0-0	2	0	0
Regular Season Totals		16/16	67	17	84	0-0	3-2	28	0	0

2003 WASHINGTON (5-11) TACKLES										
Date	Opponent	P/S	UT	A	TT	S-Yds.	I-Yds	PD	FF	FR
Sep 4	vs. N.Y. Jets*	S	3	1	4	0-0	0-0	0	0	0
Sep 14	at Atlanta*	S	3	0	3	0-0	0-0	2	0	0
Sep 21	vs. N.Y. Giants	S	4	2	6	0-0	0-0	5	0	0
Sep 28	vs. New England*	S	6	0	6	0-0	1-0	1	1	0
Oct 5	at Philadelphia	S	8	0	8	0-0	0-0	0	0	0
Oct 12	vs. Tampa Bay	S	1	1	2	0-0	0-0	0	0	0
Oct 19	at Buffalo	S	6	0	6	0-0	0-0	0	0	0
Nov 2	at Dallas	S	2	1	3	0-0	0-0	1	0	0
Nov 9	vs. Seattle*	S	2	3	5	0-0	0-0	0	0	0
Nov 16	at Carolina	S	9	0	9	0-0	0-0	2	0	1
Nov 23	at Miami	S	4	0	4	0-0	0-0	1	0	0
Nov 30	vs. New Orleans	S	4	0	4	0-0	0-0	1	0	0
Dec 7	at N.Y. Giants*	S	1	1	2	0-0	1-2	1	0	1
Dec 14	vs. Dallas	S	3	0	3	0-0	0-0	2	0	0
Dec 21	at Chicago	S	1	1	2	0-0	0-0	0	0	0
Dec 27	vs. Philadelphia	S	4	1	5	0-0	0-0	1	0	0
Regular Season Totals		16/16	61	11	72	0-0	2-2	17	1	2

2004 DENVER (10-6)			TACKLES								
Date	Opponent	P/S	UT	A	TT	S-Yds.	I-Yds	PD	FF	FR	
Sep 12	vs. Kansas City*	S	4	1	5	0-0	1-0	3	0	0	
Sep 19	at Jacksonville	S	5	0	5	0-0	0-0	0	0	0	
Sep 26	vs. San Diego*	S	4	2	6	0-0	0-0	1	0	0	
Oct 3	at Tampa Bay*	S	3	1	4	0-0	0-0	0	0	0	
Oct 10	vs. Carolina*	S	4	1	5	0-0	0-0	0	0	0	
Oct 17	at Oakland*	S	4	0	4	0-0	0-0	0	0	0	
Oct 25	at Cincinnati	S	8	1	9	0-0	1-0	1	0	0	
Oct 31	vs. Atlanta	S	6	0	6	0-0	0-0	0	0	0	
Nov 7	vs. Houston*	S	5	0	5	0-0	0-0	0	0	0	
Nov 21	at New Orleans*	S	11	2	13	0-0	1-0	2	0	0	
Nov 28	vs. Oakland	S	0	0	0	0-0	0-0	0	0	0	
Dec 5	at San Diego	S	6	0	6	0-0	0-0	1	0	0	
Dec 12	vs. Miami	S	3	0	3	0-0	0-0	2	0	0	
Dec 19	at Kansas City	S	3	1	4	0-0	0-0	1	0	0	
Dec 25	at Tennessee*	S	1	0	1	0-0	0-0	1	0	0	
Jan 2	vs. Indianapolis*	S	7	1	8	0-0	0-0	1	0	0	
Regular Season Totals			16/16	74	10	84	0-0	3-0	13	0	0
Jan 9	at Indianapolis†	S	7	0	7	0-0	0-0	0	0	0	
Postseason Totals			1/1	7	0	7	0-0	0-0	0	0	0

AFC Wild Card Playoff Game											
2005 DENVER (13-3)			TACKLES								
Date	Opponent	P/S	UT	A	TT	S-Yds.	I-Yds	PD	FF	FR	
Sep 11	at Miami	S	7	0	7	0-0	1-11	2	1	0	
Sep 18	vs. San Diego*	S	3	1	4	0-0	1-25t	1	0	0	
Sep 26	vs. Kansas City*	S	2	1	3	0-0	0-0	2	0	0	
Oct 2	at Jacksonville										
Oct 9	vs. Washington*										
Oct 16	vs. New England*	S	1	1	2	0-0	0-0	0	0	0	
Oct 23	at N.Y. Giants	S	3	1	4	0-0	1-0	5	0	0	
Oct 30	vs. Philadelphia*	S	2	0	2	0-0	0-0	1	0	0	
Nov 13	at Oakland*	S	8	2	10	0-0	1-18	1	0	0	
Nov 20	vs. N.Y. Jets*	S	3	1	4	0-0	1-0	2	0	0	
Nov 24	at Dallas*	S	7	0	7	0-0	1-65t	3	0	0	
Dec 4	at Kansas City	S	1	1	2	0-0	1-10	2	0	0	
Dec 11	vs. Baltimore*	S	7	2	9	0-0	1-10	3	1	0	
Dec 17	at Buffalo*	S	5	0	5	0-0	0-0	1	0	0	
Dec 24	vs. Oakland*	S	4	0	4	0-0	0-0	3	0	0	
Dec 31	at San Diego*	S	9	0	9	0-0	0-0	2	0	0	
Regular Season Totals			14/14	62	10	72	0-0	8-139	28	2	0
Jan 14	vs. New England* &	S	2	0	2	0-0	1-100	3	0	0	
Jan 22	vs. Pittsburgh#	S	1	2	3	0-0	0-0	1	0	0	
Postseason Totals			2/2	3	2	5	0-0	1-100	4	0	0

2006 DENVER (9-7)			TACKLES								
Date	Opponent	P/S	UT	A	TT	S-Yds.	I-Yds	PD	FF	FR	
Sep 10	at St. Louis	S	9	1	10	0-0	0-0	0	0	0	
Sep 17	vs. Kansas City*	S	9	0	9	0-0	0-0	0	0	0	
Sep 24	at New England*	S	1	0	1	0-0	0-0	1	0	0	
Oct 9	vs. Baltimore*	S	4	2	6	0-0	1-0	3	0	0	
Oct 15	vs. Oakland*	S	5	2	7	0-0	1-0	2	0	0	
Oct 22	at Cleveland*	S	2	0	2	0-0	1-30	3	0	0	
Oct 29	vs. Indianapolis	S	3	3	6	0-0	0-0	1	0	0	
Nov 5	at Pittsburgh*	S	8	2	10	0-0	2-5	6	0	0	
Nov 12	at Oakland*	S	9	0	9	0-0	0-0	1	0	0	
Nov 19	vs. San Diego	S	4	1	5	0-0	0-0	1	0	0	
Nov 23	at Kansas City	S	7	0	7	0-0	0-0	2	0	0	
Dec 3	vs. Seattle	S	6	1	7	0-0	1-0	2	0	0	
Dec 10	at San Diego	S	2	0	2	0-0	0-0	0	0	0	
Dec 17	at Arizona*	S	3	1	4	0-0	2-37	4	0	0	
Dec 24	vs. Cincinnati*	S	6	1	7	0-0	1-20	2	0	1	
Dec 31	vs. San Francisco	S	6	0	6	0-0	1-70	2	0	0	
Regular Season Totals			16/16	84	14	98	0-0	10-162	30	0	1



MIKE BELL

6-0 • 220 • 2ND YR. • ARIZONA

BORN: April 23, 1983, in Denver

HIGH SCHOOL: Tolleson Union High School, Tolleson, Ariz.

ACQUIRED: College Free Agent, 2006

NFL YEAR: 2nd • YEAR WITH BRONCOS: 2nd

NFL GAMES PLAYED/STARTED: 15/3

30



BELL AT A GLANCE:

- A second-year running back who in 2006 with Denver posted the fourth-most rushing yards (677) and tied for the second-most rushing touchdowns (8) by any undrafted NFL rookie since the inception of the common draft in 1967.
- Ranked second among NFL rookies in rushing scores (8) and fourth in rushing yards (677) with the Broncos in 2006.
- Totaled 135 rushing yards in the second half of Denver's game vs. Indianapolis (10/29/06), tying for the seventh-highest rushing total in a half by a Bronco in club history.
- Finished his career at the University of Arizona ranked fourth on its all-time rushing list, posting 3,163 yards on 678 carries (4.7 avg.) with 17 touchdowns in 46 games (34 starts).
- Became the first player in Arizona history to lead the Wildcats in rushing for four consecutive seasons.
- Entered the NFL with Denver as a college free agent on May 8, 2006.

CAREER TRANSACTIONS: Signed by Denver as a college free agent 5/8/06.

2006: Bell, who entered the NFL with the Broncos as a college free agent on May 8, gained 677 yards on 157 carries (4.3 avg.) with eight touchdowns in 15 games (3 starts). He became the fifth undrafted player since the inception of the common NFL Draft (1967) to gain 500 rushing yards as a rookie as he and Tatum Bell were one of three NFL running back duos to each register more than 670 rushing yards in 2006. His 677 rushing yards marked the fourth most by an undrafted rookie since 1967 and represented the fourth-highest total among league rookies for the season as well as the sixth-best rushing output by a rookie in Broncos history. In addition, Bell's eight rushing scores tied for the second most among undrafted rookies since 1967 and ranked second among NFL rookies for the year. He finished the year with 20 grabs for 158 yards. Bell totaled 135 of his 136 rushing yards in the second half vs. Ind. (10/29), tying for the seventh-most rushing yards in a half in Broncos history. Alternating series with Tatum Bell, Bell carried 10 times for 58 yards with a 1-yard touchdown in his pro debut at Stl. (9/10). He also led the club with four catches for 30 yards and returned a pair of kickoffs for a total of 40 yards against the Rams. Bell posted his first 100-yard game as he racked up 136 yards with two scores on 15 carries (9.1 avg.) vs. Ind. (10/29). In the second half, Bell recorded 135 rushing yards and two touchdowns on 14 carries (9.6 avg.) to record the 33rd single-half 100-yard rushing output in team annals. He tied for the seventh-most rushing yards in a half by a Bronco (fourth highest by a Denver rookie) with that performance. In the first start of his pro career, he gained 28 yards on 17 carries while catching five passes for 40 yards at Pit. (11/5). Bell had 20 carries for 90 yards with a pair of touchdowns on *Sunday*

Night Football vs. S.D. (11/19). As the starter, he gained 28 yards on 10 carries and caught three passes for five yards on Thanksgiving at K.C. (11/23). Bell led the club with 61 yards and a pair of scores on 16 carries in a return to his home state at Ari. (12/17). He recorded a pair of 1-yard touchdown runs in the fourth quarter in Arizona. He led Denver with 16 carries for 69 yards with a touchdown vs. Cin. (12/24) before totaling 66 yards on 11 rushes (6.0 avg.) to go with three catches for 34 yards in the regular-season finale vs. S.F. (12/31).

COLLEGE: Bell finished his four-year collegiate career ranked fourth on the University of Arizona's all-time rushing chart, totaling 3,163 yards on 678 attempts (4.7 avg.) with 17 touchdowns in 46 games (34 starts). Bell, who posted 11 career 100-yard rushing games, also became the first player in school history to lead the Wildcats in rushing during four consecutive seasons. He added 56 career receptions for 465 yards (8.3 avg.) with one touchdown. As a senior in 2005, Bell was named honorable mention All-Pacific-10 Conference after rushing for 952 yards on 200 carries (4.8 avg.) with five touchdowns. Bell picked up second-team All-Pac-10 honors as a sophomore in 2003.

PERSONAL: At Tolleson Union High School in Tolleson, Ariz., Bell was a consensus All-American and was the state's player of the year as selected by *The Arizona Republic* and *Phoenix Metro Football Magazine* as a senior. His career prep total of 4,692 rushing yards marked the second-highest total in state annals. He grew up in Denver and moved to Arizona at age 11. He was a fan of former Broncos running back Terrell Davis growing up and switched his jersey number from No. 20 to No. 30, Davis' number, during the 2007 offseason. Michael Steven Bell, who majored in social science at Arizona, was born April 23, 1983, in Denver.

BELL'S REGULAR SEASON RECORD

Year	Club	G	S	RUSHING				RECEIVING				SCORING				
				No.	Yds.	Avg.	LG	TD	No.	Yds.	Avg.	LG	TD	TDp	TDt	2pt Pts.
2006	Denver	15	3	157	677	4.3	48	8	20	158	7.9	24	0	8	8	0 48
CAREER TOTALS		15	3	157	677	4.3	48	8	20	158	7.9	24	0	8	8	0 48

KICKOFF RETURNS

Year	Club	No.	Yds.	Avg.	LG	TD
2006	Denver	5	97	19.4	22	0
CAREER TOTALS		5	97	19.4	22	0

BELL'S SINGLE GAME HIGHS

(Postseason in parentheses)

Rushes — 20 vs. San Diego, 11/19/06 (none). **Rushing yards** — 136 vs. Indianapolis, 10/29/06 (none). **Longest rush** — 48 vs. Indianapolis, 10/29/06 (none). **Rushing touchdowns** — 2, 3 times, last at Arizona, 12/17/06 (none). **Receptions** — 5 at Pittsburgh, 11/5/06 (none). **Receiving yards** — 40 at Pittsburgh, 11/5/06 (none). **Longest reception** — 24 at Pittsburgh, 11/5/06 (none). **Receiving touchdowns** — None (none). **Rushing yards in one quarter** — 97 (4th qtr.) vs. Indianapolis, 10/29/06 (none). **Rushing yards in one half** — 135 (2nd half) vs. Indianapolis, 10/29/06 (none). **Total yards** — 143 (136 rush/7 rec.) vs. Indianapolis, 10/29/06 (none). **Total touchdowns** — 2 (all rush), 3 times, last at Arizona, 12/17/06 (none).

BELL'S 100-YARD RUSHING GAMES (1)

*denotes win (The Broncos are 0-1 when Bell records 100 or more yards rushing in a game.)

Date	Opponent	No.	Yds.	Avg.	LG	TD
10/29/06	vs. Indianapolis	15	136	9.1	48	2



THUMP BELTON

6-0 • 232 • 2ND YR. • SYRACUSE

BORN: June 1, 1981, in Charlotte, N.C.

HIGH SCHOOL: West Charlotte High School, Charlotte, N.C.

ACQUIRED: Free Agent, 2006

NFL YEAR: 2nd • YEAR WITH BRONCOS: 1st

NFL GAMES PLAYED/STARTED: 0/0



FULLBACK

BELTON AT A GLANCE:

- Nicknamed "Thump," Keith Belton is a second-year fullback who joined Denver's practice squad on Dec. 7, 2006, after competing in Chicago's training camp to begin the year.
- Spent 16 weeks on Chicago's practice squad during the 2005 season.
- Saw time on the rosters of Detroit and Chicago as a rookie in 2004.
- Competed on the practice squad and active roster of Detroit as a rookie in 2004 before he was signed to the Bears' active roster for the final week of that season.
- Registered 327 career rushing yards on 61 attempts (5.3 avg.) in two seasons at Syracuse University after transferring from Northwest Mississippi Community College.
- Entered the NFL as a college free agent with Detroit on April 30, 2004.

CAREER TRANSACTIONS: Signed by Detroit as a college free agent 4/30/04; Waived by Detroit 9/5/04; Signed by Detroit (practice squad) 9/7/04; Signed by Detroit (active roster) 11/3/04; Waived by Detroit 11/20/04; Signed by Detroit (practice squad) 11/23/04; Signed by Chicago (active roster) 12/29/04; Waived by Chicago 9/3/05; Signed by Chicago (practice squad) 9/5/05; Released by Chicago 10/18/05; Signed by Chicago (practice squad) 10/25/05; Signed by Chicago (future contract) 1/16/06; Waived by Chicago 9/2/06; Signed by Denver (practice squad) 12/7/06.



2006: Belton was in training camp with Chicago before being waived by the club on Sept. 2. He was out of football when Denver signed him to its practice squad on Dec. 7, and he spent the rest of the year with that group.

2005: Belton spent 16 of 17 weeks on the Bears' practice squad. He was released on Oct. 18 but was re-signed to their practice squad on Oct. 25. He spent the remainder of the season on Chicago's practice squad.

2004: Belton entered the NFL as a college free agent with Detroit on April 30. He competed in training camp with the Lions before he was waived on Sept. 5. Detroit signed him to its practice squad on Sept. 7. After spending the first seven weeks of the season on Detroit's practice squad, he was signed to the Lions' active roster on Nov. 3. He was on Detroit's active roster until he was waived on Nov. 20. He dressed but did not play in the two games during that span: vs. Was. (11/7) and at Jac. (11/14). He was waived and spent a week as a free agent before re-joining Detroit's practice squad on Nov. 23. Chicago signed him to its active roster on Dec. 29. He was inactive for the Bears' regular-season finale vs. G.B. (1/2).

COLLEGE: Belton played two seasons at Syracuse University after transferring from Northwest Mississippi Community College. He recorded 327 yards on 61 carries (5.3 avg.) and registered seven catches for 51 yards. As a senior at Syracuse, he received the Ray Martino Award for demonstrating loyalty, enthusiasm and perseverance. In his final campaign, he had 35 rushes for 168 yards. He was tackled for a loss only once in two seasons at Syracuse. While at Northwest Mississippi Community College, Belton gained 650 yards on 149 rushes with five touchdowns, averaging 72.2 yards per game after missing his freshman season with a knee injury.

PERSONAL: Belton earned Southwestern Conference AAAA Player of the Year recognition after gaining 1,327 yards with 18 touchdowns on 155 carries as a senior at West Charlotte High School in Charlotte, N.C. The *Charlotte Observer* named him to its "North Carolina's Next 20" list, and he played in the North Carolina-South Carolina Shrine Bowl. In 2006, he was a substitute teacher and a football coach at North Mecklenburg High School in Huntersville, N.C., where he coached highly recruited running back Daryl Vereen, who committed to play football for the University of Tennessee. He is nicknamed "Thump." Keith Da' Shawn Belton was born to Keith and Rhonda Belton on June 1, 1981, in Charlotte, N.C.

BELTON'S REGULAR SEASON RECORD

Year	Club	G	S	RUSHING				RECEIVING				SCORING				
				No.	Yds.	Avg.	LG	TD	No.	Yds.	Avg.	LG	TD	TDp	TDt	2pt Pts.
2004	Chi./Det.	0	0	0	0	0.0	—	0	0	0	0.0	—	0	0	0	0
2005	Chicago	—	—	—	—	—	—	—	PRACTICE SQUAD	—	—	—	—	—	—	—
2006	Denver	—	—	—	—	—	—	—	PRACTICE SQUAD	—	—	—	—	—	—	—
CAREER TOTALS		0	0	0	0	0.0	—	0	0	0	0.0	—	0	0	0	0



DRE' BLY

5-10 • 188 • 9TH YR. • NORTH CAROLINA

BORN: May 22, 1977, in Chesapeake, Va.

HIGH SCHOOL: Western Branch High School, Chesapeake, Va.

ACQUIRED: Trade (Detroit), 2007

NFL YEAR: 9th • YEAR WITH BRONCOS: 1st

NFL GAMES PLAYED/STARTED: 119/79 • POSTSEASON: 7/1



CORNERBACK

BLY AT A GLANCE:

- A ninth-year cornerback and two-time Pro Bowl selection who begins his first year with the Broncos in 2007.
- Posted the fourth-most interceptions (33) in the NFL since his rookie year in 1999, and that total is the eighth highest among all active players in the league.
- Scored eight career touchdowns on returns (5 interception, 2 fumble and 1 punt) that tie for the second most in the NFL since 1999 and represent the fourth-highest total among all active players in the league.
- Spent his first four professional seasons with St. Louis (1999-2002), helping the club to a win in Super Bowl XXXIV as a rookie, before playing the last four years with Detroit.

32's TROPHY CASE

Pro Bowl Selections (2) 2003-04

- Led or tied Detroit in interceptions during every year he was with the club, becoming the first player since Jimmy Allen (1978-81) to accomplish that feat during four consecutive seasons.
- Selected to the Pro Bowl with the Lions following the 2003 and '04 seasons.
- Did not miss a game during his first four seasons with St. Louis, appearing in all 71 possible contests (64 regular season, 7 postseason) during that time.
- Finished his career at the University of North Carolina as the first player in the history of the Atlantic Coast Conference to earn consensus All-America honors three times.
- Established the Dré Bly Foundation, a non-profit organization designed to improve education through physical excellence.
- Joined the Broncos on March 2, 2007, along with a sixth-round choice in the 2007 NFL Draft from Detroit in exchange for running back Tatum Bell, tackle George Foster and a fifth-round pick in the 2007 NFL Draft.
- Selected by St. Louis in the second round (41st overall) of the 1999 NFL Draft.

CAREER TRANSACTIONS: Signed by St. Louis as a draft choice 7/17/99; Signed by Detroit as an unrestricted free agent 3/1/03; Traded to Denver 3/2/07.



2006: Bly led Detroit with 21 passes defended while tying for the team lead with three interceptions (13 yds.) in 16 starts. He also posted 62 tackles (49 solo), five forced fumbles and one fumble recovery while returning two punts for 41 yards (20.5 avg.). In tying for the club lead with three interceptions, Bly became the first Lion since Jimmy Allen (1978-81) to have at least a share of the team lead in interceptions in four consecutive seasons. He opened the year with four solo tackles, one pass defended and a forced fumble vs. Sea. (9/10). He added a pair of solo tackles, two passes defended and a forced fumble at Chi. (9/17). Two weeks later, Bly recorded a season-high four passes defended against his former team at Stl. (10/1). At Min. (10/8), Bly recorded a pair of solo tackles, a pass defended and a forced fumble. He registered a season-best five tackles (4 solo) and broke up one pass at NYJ (10/22). Bly grabbed his first interception of the season vs. Atl. (11/5) and also added two assisted tackles and two passes defended. In addition to three assisted tackles, Bly returned two punts for 41 yards at Ari. (11/19). He took a handoff reverse from Eddie Drummond 36 yards against the Cardinals. He contributed to two turnovers at N.E. (12/3) with an interception and a fumble recovery along with five solo tackles against the Patriots. He posted a season-high eight tackles (7 solo) vs. Min. (12/10). Bly registered five solo tackles, one interception, one forced fumble and three passes defended at G.B. (12/17).

2005: Bly led Detroit in interceptions for the third consecutive season with six despite playing in only 12 games (11 starts). He added 46 tackles (39 solo), 17 passes defended, one fumble recovery and three forced fumbles. Bly posted four interceptions during a three-game interception streak before missing four games with a wrist injury. In the season opener, Bly recorded a pair of solo tackles and a forced fumble vs. G.B. (9/11). Bly made six tackles (5 solo), two interceptions (17 yds.), four passes defended, one forced fumble and a fumble recovery vs. Bal. (10/9). The following week, Bly made four tackles (2 solo), an interception (0 yds.) and two pass breakups vs. Car. (10/16). He added an interception for the third consecutive game at Cle. (10/23) along with a solo tackle and two passes defended before leaving the game with a wrist injury. The wrist injury forced him to be declared inactive for four games. Bly returned to action and made a solo tackle and broke up two passes vs. Atl. (11/24). Bly made his fifth interception of the season late in regulation to force the game into overtime at G.B. (12/11). The following week, Bly made a career-high 13 tackles (11 solo), intercepted a pass (4 yds.), broke up three passes and forced a fumble vs. Cin. (12/18).

2004: Bly earned his second consecutive trip to the Pro Bowl as he led Detroit with four interceptions and 26 passes defended. In 13 games (13 starts), he posted 33 tackles (26 solo), four interceptions (107) and 26 passes defended. Despite missing three games with a knee injury, Bly became the first Lion to lead the club outright in interceptions during consecutive years since Bobby Watkins (1984-85). Bly sustained a knee injury in the first quarter of the season opener at Chi. (9/12) that forced him to be declared inactive for three games. Bly recorded two games with two interceptions, including his performance at Dal. (10/31) when he compiled 85 yards, including a 55-yard touchdown return. The scoring return marked the fifth scoring return of his career. He notched his second multiple-

interception game of the season at Ari. (12/5) as part of his seven passes defended. His first pick ended Arizona's drive late in the second quarter while his second set up a field goal. In Detroit's final home game of the season vs. Chi. (12/26), Bly posted four passes defended to help limit the Bears to 114 passing yards.

BLY AMONG LEAGUE LEADERS IN INTs

MOST INTERCEPTIONS, NFL, 1999-2006

Player	Position	Team	INTs
1. Darren Sharper	Safety	Min./G.B.	47
2. Champ Bailey	Cornerback	Den./Was.	39
3. Tory James	Cornerback	Cin./Oak./Den.	37
4. Dré Bly	Cornerback	Det./Stl.	33
5. Ty Law	Cornerback	K.C./NYJ/N.E.	32
Patrick Surtain	Cornerback	K.C./Mia.	32

interception game of the season at Ari. (12/5) as part of his seven passes defended. His first pick ended Arizona's drive late in the second quarter while his second set up a field goal. In Detroit's final home game of the season vs. Chi. (12/26), Bly posted four passes defended to help limit the Bears to 114 passing yards.

2003: After joining Detroit as an unrestricted free agent, Bly earned a starting spot in the Pro Bowl, leading all NFC cornerbacks in the fan vote. In addition to earning a spot on *Pro Football Weekly's* All-NFC Team, he became the first Lions cornerback since Lem Barney 1977 to play in the Pro Bowl. Bly played 14 games (14 starts) and posted 70 tackles (58 solo), one sack (1 yd.), six interceptions (89 yds.), 18 passes defended, five forced fumbles and three fumble recoveries. He posted either a fumble recovery, forced fumble or an interception in 10 of the 14 games he played in. He established personal bests in fumble recoveries and forced fumbles while matching his benchmark with six interceptions. He placed seventh in the league with six interceptions and paced all defensive backs with five forced fumbles. Bly joined St. Louis safety Aeneas Williams as one of two players in the league to return a fumble and an interception for a touchdown. Bly was unable to participate in the preseason due to an ankle injury but contributed an interception in four of the first five games, including the first three contests, highlighted by him returning his first interception as a Lion 48 yards for a touchdown vs. Ari. (9/7). He added an interception to a pair of solo stops and three passes defended at G.B. (9/14). Bly recorded an interception in the third consecutive game vs. Min. (9/21) and added a sack in that contest. Bly found the end zone again when he recovered Troy Hambrick's fumble and returned it 67 yards for a score vs. Dal. (10/19). He added three tackles (1 solo) to the second fumble returned for a touchdown of his career. After recording four solo stops at Chi. (10/26), Bly was forced to miss the first games of his career due to a hamstring injury suffered in practice. He was declared inactive with the hamstring injury for two games before starting at Sea. (11/16). Bly recorded five solo tackles, a forced fumble and a fumble recovery at Min. (11/23). He stripped Moe Williams, scooped the ball and returned it 44 yards before tossing a lateral to Corey Harris, who ran the remaining 35 yards for a score. Bly played his most dominating game of the year on Thanksgiving vs. G.B. (11/27), which earned him FOX's Galloping Gobbler Award. He recorded two interceptions of Brett Favre, forced a fumble and had three passes defended. At Car. (12/21), he had a career-high two forced fumbles, including one that Boss Bailey returned 62 yards for a touchdown. He capped off the best season of his career with a team-leading eight tackles (7 solo) vs. Stl. (12/28), his former team, while adding one forced fumble and one pass defended.

2002: Bly posted a career-high 79 tackles (61 solo), one sack (10 yds.), two interceptions (0 yds.), 25 passes defended, two forced fumbles and a pair of fumble recoveries in 16 starts during his final season with St. Louis. In the team's fourth game, Bly paced the secondary with 10 tackles (9 solo), an interception and a pass defended vs. Dal. (9/29). He registered three tackles (2 solo), including a sack (10 yds.), and two passes defended at Ari. (11/3). He corralled Jake Plummer for a 10-yard loss on first down then knocked down the last pass of the half. He tallied eight tackles (6 solo), one pass defended and returned four punts for a 27.5-yard average vs. Ari. (12/15), including a 78-yard return for a touchdown that marked his first career punt return for a touchdown. Against S.F. (12/30), Bly had three solo tackles, a pass defended and a forced fumble.

2001: Bly played 16 games (4 starts) in helping St. Louis reach the Super Bowl for the second time in three years. He recorded 45 tackles (30 solo), six interceptions (150 yds.), eight passes defended, one fumble recovery and a forced fumble. He placed sixth in the conference while establishing his personal-best six interceptions, two of which he returned for touchdowns. In Super Bowl XXXVI against N.E. (2/3), Bly posted three solo tackles and a pass defended. In the NFC Championship Game vs. Phi. (1/27), Bly recorded three tackles (2 solo) after making four solo stops and breaking up three passes in an NFC Divisional Game vs. G.B. (1/20). His first scoring return of the season was on *Monday Night Football* at Det. (10/8) when he returned a Ty Detmer interception 93 yards for a score. At Atl. (12/2), he stepped in front of a pass and returned it 56 yards for a touchdown. Three weeks later at Car. (12/23), Bly collected a fumbled field goal snap and returned it 15 yards before pitching it to Dexter McCleon, who scampered the remaining 29 yards for a touchdown.

2000: Bly played 16 games (3 starts), compiling 51 tackles (39 solo), one sack (10 yds.), three interceptions (44 yds.) and 13 passes defended to help St. Louis reach the playoffs. He made a solo tackle and broke up a pass at N.O. (12/30). He recorded his first interception of the season vs. S.F. (9/17) and returned it 22 yards. Bly added a season-high three passes defended against the 49ers. The following week, he added four tackles (3 solo), including his first career sack (10 yds.), to an interception at Atl. (9/24). In the third quarter, he took Chris Chandler down for a 10-yard loss to force a punt. In the regular-season finale at N.O. (12/24), Bly recorded three solo tackles and an interception (14 yds.) to help the Rams clinch a playoff berth.

BLY'S INTs BY QUARTERBACK

*denotes win (Bly's teams are 20-10, including postseason, in games in which he records an interception.)

QB	INTs	Dates
Brett Favre	5	2 vs. G.B., 11/27/03*, 1 at G.B., 9/14/03, 1 at G.B. 12/11/05, 1 at G.B., 12/17/06
Jeff Garcia	3	1 vs. S.F., 10/10/99*, 1 vs. S.F., 9/17/00*, 1 at S.F., 10/5/03
Steve Buerlein	2	1 vs. Car., 11/14/99*, 1 at Car., 12/5/99*
Aaron Brooks	2	1 at N.O., 12/24/00*, 1 at N.O., 12/17/01*
Chris Chandler	2	1 at Atl., 9/24/00*, 1 at Atl., 12/2/01*
Trent Dilfer	2	1 vs. Sea., 10/20/02*, 1 at Cle., 10/23/05*
John Navarre	2	2 vs. Ari., 12/5/04*
Vinny Testaverde	2	2 at Dal., 10/31/04
Anthony Wright	2	2 vs. Bal., 10/9/05*
Jeff Blake	1	vs. Ari., 9/7/03*
Tom Brady	1	at N.E., 12/3/06
Quincy Carter	1	vs. Dal., 9/29/02
Jake Delhomme	1	vs. Car., 10/16/05
Ty Detmer	1	at Det., 10/8/01*
Jay Fiedler	1	vs. Mia., 9/30/01*
Gus Frerotte	1	vs. Min., 9/21/03
Shaun King	1	vs. T.B., 1/23/00* (NFC Championship)
Peyton Manning	1	vs. Ind., 12/30/01*
Donovan McNabb	1	at Phi., 9/9/01*
Carson Palmer	1	vs. Cin., 12/18/05
Michael Vick	1	vs. Atl., 11/5/06*

BLY AMONG NFL SCORING RETURN LEADERS

ACTIVE NFL PLAYERS WITH THE MOST RETURN TOUCHDOWNS

Player	Total Return TDs	Punt	Kick	INTs	Fum.
1. Dante Hall, K.C.	11	5	6	0	0
2. Ronde Barber, T.B.	9	1	0	5	3
Darren Sharper, Min./G.B.	9	0	0	7	2
4. Dre' Bly, Det./Stl.	8	1	0	5	2

1999: Selected by St. Louis in the second round (41st overall) of the 1999 NFL Draft, Bly helped the Rams win Super Bowl XXXIV by playing in 16 games (2 starts). He totaled 18 tackles (16 solo), three interceptions (53 yds.) and seven pass breakups during the regular season. He added eight tackles (7 solo), one interception (9 yds.) and two passes defended in three playoff games (1 start). In an NFC Divisional Playoff Game vs. Min. (1/16), he made four solo tackles before adding three stops (2 solo) and an interception vs. T.B. (1/23) in the NFC Championship Game. His performance against Tampa Bay earned him the NFL Defensive Player of the Week Award. In Super Bowl XXXIV vs. Ten. (1/30), Bly made a solo tackle. His three interceptions in the regular season ranked third on the club. He recorded his first NFL interception vs. S.F. (10/10) when he stepped in front of Jeff Garcia's pass in the fourth quarter. Bly recorded his first interception return for a touchdown at Car. (12/5) when he scampered 53 yards for a score in the fourth quarter.

COLLEGE: Bly became the first player in the history of the University of North Carolina and the Atlantic Coast Conference to earn consensus first-team All-America accolades three times. He also was the first collegiate player to do so since Herschel Walker (1980-82). Bly made 102 tackles and posted an ACC-record 20 interceptions during his collegiate career. As a sophomore, Bly was one of three finalists for the Bronko Nagurski Award (nation's best defensive player). Bly became the first freshman to earn consensus first-team All-America honors in ACC history and joined Tony Dorsett, Herschel Walker, Bjorn Merten and Marshall Faulk as the only players in college football annals to earn All-America status as freshmen. He also was a finalist for the Jim Thorpe Award (nation's best defensive back) and was the ACC Rookie of the Year, setting a conference record with 11 interceptions for the Tar Heels.

PERSONAL: Bly graduated from Western Branch High School in Chesapeake, Va., where he was an all-Tidewater, all-city, all-Eastern region, all-state and an all-district selection as a senior. He finished his prep career with 36 touchdowns and 16 interceptions as a three-year starter. Bly donated \$150,000 to the University of North Carolina to set up a football scholarship in his name. Bly, the son of two teachers, wanted to give the opportunity to others to have a similar experience as his at North Carolina. He worked with the Salvation Army and a local television station to furnish a house for rehabilitated drug addicts and provide a gift certificate to a grocery store during the holidays. He established the Dré Bly Foundation, a non-profit organization designed to improve education through physical excellence. The organization helps to promote physical awareness by improving athletic facilities and promoting the importance of athletics in maintaining a healthy body and a healthy mind. It provides equipment and scholarships to kids in addition to putting on camps and fundraising events, such as the Dré Bly Celebrity Golf Classic. He donated Lions home game tickets to the Detroit Recreation Department through the Lions CATS (Caring Athletes Ticket Service) for Kids program. A sports science major at North Carolina, Bly also played centerfield for the Tar Heels' baseball team. He is married to Kristyn and the couple has three sons—Trey, Jordan and Aaron—and a daughter—Peyton. Donald Andre Bly was born on May 22, 1977, in Chesapeake, Va.

BLY'S REGULAR SEASON RECORD

Year	Club	G	S	UT	A	TT	S-Yds.	I-Yds.	PD	FF	FR	TD-Int.	TD-FR	S	Pts.
1999	St. Louis	16	2	16	2	18	0-0	3-53	7	0	0	1	0	0	6
2000	St. Louis	16	3	39	12	51	1-10	3-44	13	0	0	0	0	0	0
2001	St. Louis	16	4	30	15	45	0-0	6-150	8	1	1	2	0	0	12
2002	St. Louis	16	16	61	18	79	1-10	2-0	25	2	2	0	1	0	6
2003	Detroit	14	14	58	12	70	1-1	6-89	18	5	3	1	1	0	12
2004	Detroit	13	13	26	7	33	0-0	4-107	26	0	0	1	0	0	6
2005	Detroit	12	11	39	7	46	0-0	6-54	17	3	1	0	0	0	0
2006	Detroit	16	16	49	13	62	0-0	3-13	21	5	1	0	0	0	0
CAREER TOTALS		119	79	318	86	404	3-21	33-510	135	16	8	5	2	0	42

PUNT RETURNS

Year	Club	No.	FC	Yds.	Avg.	LG	TD
1999	St. Louis	0	0	0	0.0	—	0
2000	St. Louis	0	1	0	0.0	—	0
2001	St. Louis	7	6	71	10.1	32	0
2002	St. Louis	8	3	138	17.3	78t	1
2003	Detroit	3	0	22	7.3	14	0
2004	Detroit	0	0	0	0.0	—	0
2005	Detroit	0	0	0	0.0	—	0
2006	Detroit	3	3	39	13.0	36	0
CAREER TOTALS		21	13	270	12.9	78t	1

KICKOFF RETURNS

Year	Club	No.	Yds.	Avg.	LG	TD
1999	St. Louis	1	1	1.0	1	0
2000	St. Louis	9	163	18.1	36	0
2001	St. Louis	6	128	21.3	32	0
2002	St. Louis	1	5	5.0	5	0
2003	Detroit	0	0	0.0	—	0
2004	Detroit	0	0	0.0	—	0
2005	Detroit	0	0	0.0	—	0
2006	Detroit	1	27	27.0	27	0
CAREER TOTALS		18	324	18.0	36	0

ADDITIONAL STATISTICS: Special teams tackles — 1999 (4), 2000 (5), TOTAL (9).

BLY'S POSTSEASON RECORD

Year	Club	G	S	UT	A	TT	S-Yds.	I-Yds.	PD	FF	FR	TD-Int.	TD-FR	S	Pts.
1999	St. Louis	3	1	7	1	8	0-0	1-9	2	0	0	0	0	0	0
2000	St. Louis	1	0	1	0	1	0-0	0-0	1	0	0	0	0	0	0
2001	St. Louis	3	0	9	1	10	0-0	0-0	4	0	0	0	0	0	0
CAREER TOTALS		7	1	17	2	19	0-0	1-9	7	0	0	0	0	0	0

ADDITIONAL STATISTICS: Punt Returns — 2001 (5 ret., 7 FC, 12 yds., 2.4 avg., 7LG).

BLY'S SINGLE-GAME HIGHS

(Postseason in parentheses)

Interceptions — 2, four times, last vs. Baltimore, 10/9/05 (1 vs. Tampa Bay, 1/23/00). **Interception return yards** — 93 at Detroit, 10/8/01 (9 vs. Tampa Bay, 1/23/00). **Sacks** — 1, twice, last vs. Arizona, 12/15/02 (none). **Sack yards** — 10, twice, last at Arizona, 11/3/02 (none). **Punt returns** — 4, twice, last vs. Arizona, 12/15/02 (3 vs. New England, 2/3/02). **Punt return yards** — 110 vs. Arizona, 12/15/02 (6, twice, last vs. New England, 2/3/02). **Longest punt return** — 78t vs. Arizona, 12/15/02 (7 vs. New England, 2/3/02). **Punt return touchdowns** — 1 vs. Arizona, 12/15/02 (none). **Kick returns** — 5, twice, last vs. New Orleans, 10/28/01 (none). **Kick return yards** — 110 vs. New Orleans, 10/28/01 (none). **Longest kick return** — 36 vs. New Orleans, 11/26/00 (none). **Kick return touchdowns** — None (none).

BLY'S MULTIPLE-INTERCEPTION GAMES (4)

*denotes win (Bly's teams are 3-1 when he records more than one interception in a game.)

Date	Opponent	I-Yds.
11/27/03	vs. Green Bay*	2-21
10/31/04	at Dallas	2-8
12/5/04	vs. Arizona*	2-22
10/9/05	vs. Baltimore*	2-17

DRE' BLY'S CAREER GAME-BY-GAME

(Victories asterisked)

1999 ST. LOUIS (13-3)	TACKLES									
Date	Opponent	P/S	UT	A	TT	S-Yds.	I-Yds.	PD	FF	FR
Sep 12	vs. Baltimore*	P	0	0	0	0-0	0-0	0	0	0
Sep 26	vs. Atlanta*	P	2	0	2	0-0	0-0	0	0	0
Oct 3	at Cincinnati*	P	1	0	1	0-0	0-0	0	0	0
Oct 10	vs. San Francisco*	P	0	0	0	0-0	1-0	1	0	0
Oct 17	at Atlanta*	P	0	0	0	0-0	0-0	0	0	0
Oct 24	vs. Cleveland*	P	0	0	0	0-0	0-0	0	0	0
Oct 31	at Tennessee	P	0	0	0	0-0	0-0	0	0	0
Nov 7	at Detroit	P	0	0	0	0-0	0-0	0	0	0
Nov 14	vs. Carolina*	P	5	0	5	0-0	1-0	2	0	0
Nov 21	at San Francisco*	P	0	0	0	0-0	0-0	0	0	0
Nov 28	vs. New Orleans*	P	0	1	1	0-0	0-0	1	0	0
Dec 5	at Carolina*	P	0	0	0	0-0	1-53	0	0	0
Dec 12	at New Orleans*	P	0	0	0	0-0	0-0	0	0	0
Dec 19	vs. N.Y. Giants*	P	4	0	4	0-0	0-0	0	0	0
Dec 26	vs. Chicago*	S	4	1	5	0-0	0-0	1	0	0
Jan 2	at Philadelphia	S	0	0	0	0-0	0-0	1	0	0
Regular Season Totals		16/2	16	2	18	0-0	3-53	6	0	0
Jan 16	vs. Minnesota* &	P	4	0	4	0-0	0-0	0	0	0
Jan 23	vs. Tampa Bay* #	P	2	1	3	0-0	1-9	2	0	0
Jan 15	vs. Tennessee* \$	P	1	0	1	0-0	0-0	0	0	0
Postseason Totals		3/0	7	1	8	0-0	1-9	2	0	0

&NFC Divisional Playoff Game; #NFC Championship Game; \$Super Bowl XXXIV

2000 ST. LOUIS (10-6)	TACKLES									
Date	Opponent	P/S	UT	A	TT	S-Yds.	I-Yds.	PD	FF	FR
Sep 4	vs. Denver*	P	0	1	1	0-0	0-0	0	0	0
Sep 10	at Seattle*	P	2	1	3	0-0	0-0	1	0	0
Sep 17	vs. San Francisco*	P	1	1	2	0-0	1-22	3	0	0
Sep 24	at Atlanta*	P	3	1	4	1-10	1-8	1	0	0
Oct 1	vs. San Diego*	P	3	0	3	0-0	0-0	0	0	0
Oct 15	vs. Atlanta*	P	1	0	1	0-0	0-0	1	0	0
Oct 22	at Kansas City	P	3	1	4	0-0	0-0	1	0	0
Oct 29	at San Francisco*	S	6	1	7	0-0	0-0	1	0	0
Nov 5	vs. Carolina	S	1	0	1	0-0	0-0	1	0	0
Nov 12	at N.Y. Giants*	P	5	1	6	0-0	0-0	0	0	0
Nov 20	vs. Washington	P	2	2	4	0-0	0-0	1	0	0
Nov 26	vs. New Orleans	P	2	0	2	0-0	0-0	0	0	0
Dec 3	at Carolina	P	3	1	4	0-0	0-0	1	0	0
Dec 10	vs. Minnesota*	S	2	2	4	0-0	0-0	0	0	0
Dec 18	at Tampa Bay	P	2	0	2	0-0	0-0	1	0	0
Dec 24	at New Orleans*	P	3	0	3	0-0	1-14	1	0	0
Regular Season Totals		16/3	39	12	51	1-10	3-44	13	0	0
Dec 30	at New Orleans†	P	1	0	1	0-0	0-0	1	0	0
Postseason Totals		1/0	1	0	1	0-0	0-0	1	0	0

†NFC Wild Card Playoff Game

2001 ST. LOUIS (14-2)			TACKLES								
Date	Opponent	P/S	UT	A	TT	S-Yds.	I-Yds	PD	FF	FR	
Sep 9	at Philadelphia*	P	0	2	2	0-0	1-1	1	0	0	
Sep 23	at San Francisco*	S	1	0	1	0-0	0-0	0	0	0	
Sep 30	vs. Miami*	P	1	0	1	0-0	1-0	1	0	0	
Oct 8	at Detroit*	P	7	4	11	0-0	1-93	1	0	0	
Oct 14	vs. N.Y. Giants*	P	1	0	1	0-0	0-0	0	0	0	
Oct 21	at N.Y. Jets*	P	0	0	0	0-0	0-0	0	0	0	
Oct 28	vs. New Orleans	P	0	0	0	0-0	0-0	0	0	0	
Nov 11	vs. Carolina*	P	3	1	4	0-0	0-0	0	0	0	
Nov 18	at New England*	P	3	0	3	0-0	0-0	0	0	0	
Nov 26	vs. Tampa Bay	P	0	0	0	0-0	0-0	0	0	0	
Dec 2	at Atlanta*	S	4	3	7	0-0	1-56	1	0	0	
Dec 9	vs. San Francisco*	S	1	1	2	0-0	0-0	1	0	0	
Dec 17	at New Orleans*	S	6	2	8	0-0	1-0	1	0	0	
Dec 23	at Carolina*	P	2	1	3	0-0	0-0	0	1	1	
Dec 30	vs. Indianapolis*	P	1	1	2	0-0	1-0	1	0	0	
Jan 6	vs. Atlanta*	P	0	0	0	0-0	0-0	1	0	0	
Regular Season Totals			16/4	30	15	45	0-0	6-150	8	1	1
Jan 20	vs. Green Bay* &	P	4	0	4	0-0	0-0	3	0	0	
Jan 27	vs. Philadelphia*#	P	2	1	3	0-0	0-0	0	0	0	
Feb 3	vs. New England*	P	3	0	3	0-0	0-0	1	0	0	

*NFC Divisional Playoff Game; #NFC Championship Game; \$Super Bowl XXXVI

2002 ST. LOUIS (7-9)			TACKLES								
Date	Opponent	P/S	UT	A	TT	S-Yds.	I-Yds	PD	FF	FR	
Sep 8	at Denver	S	2	1	3	0-0	0-0	0	0	0	
Sep 15	vs. N.Y. Giants	S	3	2	5	0-0	0-0	1	0	0	
Sep 23	at Tampa Bay	S	4	1	5	0-0	0-0	1	0	0	
Sep 29	vs. Dallas	S	9	1	10	0-0	1-0	1	0	0	
Oct 6	at San Francisco	S	9	0	9	0-0	0-0	2	0	0	
Oct 13	vs. Oakland*	S	3	3	6	0-0	0-0	1	0	0	
Oct 20	vs. Seattle*	S	1	0	1	0-0	1-0	2	0	0	
Nov 3	at Arizona*	S	2	1	3	1-10	0-0	2	0	0	
Nov 10	vs. San Diego*	S	3	0	3	0-0	0-0	1	0	0	
Nov 18	vs. Chicago*	S	4	2	6	0-0	0-0	4	0	0	
Nov 24	at Washington	S	3	1	4	0-0	0-0	3	0	0	
Dec 1	at Philadelphia	S	5	3	8	0-0	0-0	3	1	1	
Dec 8	at Kansas City	S	3	0	3	0-0	0-0	1	0	0	
Dec 15	vs. Arizona*	S	6	2	8	0-0	0-0	1	0	0	
Dec 22	at Seattle	S	1	1	2	0-0	0-0	1	0	0	
Dec 30	vs. San Francisco*	S	3	0	3	0-0	0-0	1	1	1	
Regular Season Totals			16/16	61	18	79	1-10	2-0	25	2	2

2003 DETROIT (5-11)			TACKLES								
Date	Opponent	P/S	UT	A	TT	S-Yds.	I-Yds	PD	FF	FR	
Sep 7	vs. Arizona*	S	6	1	7	0-0	1-48	2	0	0	
Sep 14	at Green Bay	S	0	2	2	0-0	1-4	3	0	0	
Sep 21	vs. Minnesota	S	4	0	4	1-1	1-10	3	0	0	
Sep 28	at Denver	S	8	2	10	0-0	0-0	2	0	0	
Oct 5	at San Francisco	S	6	1	7	0-0	1--1	2	0	0	
Oct 19	vs. Dallas	S	1	2	3	0-0	0-0	0	0	1	
Oct 26	at Chicago	S	4	0	4	0-0	0-0	0	0	0	
Nov 2	vs. Oakland*					INACTIVE (HAMSTRING)					
Nov 9	vs. Chicago*					INACTIVE (HAMSTRING)					
Nov 16	at Seattle	S	1	0	1	0-0	0-0	1	0	0	
Nov 23	at Minnesota	S	5	0	5	0-0	0-0	0	1	1	
Nov 27	vs. Green Bay*	S	0	1	1	0-0	2-21	4	1	0	
Dec 7	vs. San Diego	S	6	0	6	0-0	0-0	0	0	1	
Dec 14	at Kansas City	S	4	1	5	0-0	0-0	0	0	0	
Dec 21	at Carolina	S	6	1	7	0-0	0-0	0	2	0	
Dec 28	vs. St. Louis*	S	7	1	8	0-0	0-17	1	1	0	
Regular Season Totals			14/14	58	12	70	1-1	6-89	18	5	3

2004 DETROIT (6-10)			TACKLES								
Date	Opponent	P/S	UT	A	TT	S-Yds.	I-Yds	PD	FF	FR	
Sep 12	at Chicago*	S	1	0	1	0-0	0-0	1	0	0	
Sep 19	vs. Houston*				INACTIVE	(KNEE)					
Sep 26	vs. Philadelphia				INACTIVE	(KNEE)					
Oct 10	at Atlanta*				INACTIVE	(KNEE)					
Oct 17	vs. Green Bay	S	2	0	2	0-0	0-0	1	0	0	
Oct 24	at N.Y. Giants*	S	5	0	5	0-0	0-0	0	0	0	
Oct 31	at Dallas	S	1	1	2	0-0	2-85	5	0	0	
Nov 7	vs. Washington	S	2	0	2	0-0	0-0	3	0	0	
Nov 14	at Jacksonville	S	3	0	3	0-0	0-0	0	0	0	
Nov 21	at Minnesota	S	2	0	2	0-0	0-0	1	0	0	
Nov 25	vs. Indianapolis	S	2	0	2	0-0	0-0	0	0	0	
Dec 5	vs. Arizona*	S	2	2	4	0-0	2-22	7	0	0	
Dec 12	at Green Bay	S	3	0	3	0-0	0-0	1	0	0	
Dec 19	vs. Minnesota	S	0	4	4	0-0	0-0	2	0	0	
Dec 26	vs. Chicago*	S	1	0	1	0-0	0-0	4	0	0	
Jan 2	at Tennessee	S	2	0	2	0-0	0-0	1	0	0	
Regular Season Totals		13/13	26	7	33	0-0	4-107	26	0	0	

2005 DETROIT (5-11)			TACKLES								
Date	Opponent	P/S	UT	A	TT	S-Yds.	I-Yds	PD	FF	FR	
Sep 11	vs. Green Bay*	S	2	0	2	0-0	0-0	0	1	0	
Sep 18	at Chicago	S	4	0	4	0-0	0-0	0	0	0	
Oct 2	at Tampa Bay	S	4	1	5	0-0	0-0	1	0	0	
Oct 9	vs. Baltimore*	S	5	1	6	0-0	2-17	4	1	1	
Oct 16	vs. Carolina	S	2	2	4	0-0	1-0	2	0	0	
Oct 23	at Cleveland*	S	1	0	1	0-0	1-5	2	0	0	
Oct 30	vs. Chicago			INACTIVE (WRIST)							
Nov 6	at Minnesota			INACTIVE (WRIST)							
Nov 13	vs. Arizona*			INACTIVE (WRIST)							
Nov 20	at Dallas			INACTIVE (WRIST)							
Nov 24	vs. Atlanta	P	1	0	1	0-0	0-0	2	0	0	
Dec 4	vs. Minnesota	S	2	0	2	0-0	0-0	0	0	0	
Dec 11	at Green Bay	S	4	1	5	0-0	1-28	2	0	0	
Dec 18	vs. Cincinnati	S	11	2	13	0-0	1-4	3	1	0	
Dec 24	at New Orleans*	S	3	0	3	0-0	0-0	1	0	0	
Jan 1	at Pittsburgh	S	0	0	0	0-0	0-0	0	0	0	
Regular Season Totals			12/11	39	7	46	0-0	6-54	17	3	1

2006 DETROIT (3-13)			TACKLES								
Date	Opponent	P/S	UT	A	TT	S-Yds.	I-Yds	PD	FF	FR	
Sep 10	vs. Seattle	S	4	0	4	0-0	0-0	1	1	0	
Sep 17	at Chicago	S	2	0	2	0-0	0-0	2	1	0	
Sep 24	vs. Green Bay	S	2	0	2	0-0	0-0	2	0	0	
Oct 1	at St. Louis	S	4	0	4	0-0	0-0	4	0	0	
Oct 8	at Minnesota	S	2	0	2	0-0	0-0	1	1	0	
Oct 15	vs. Buffalo*	S	0	4	4	0-0	0-0	0	1	0	
Oct 22	at N.Y. Jets	S	4	1	5	0-0	0-0	1	0	0	
Nov 5	vs. Atlanta*	S	0	2	2	0-0	1-8	3	0	0	
Nov 12	vs. San Francisco	S	3	0	3	0-0	0-0	1	0	0	
Nov 19	at Arizona	S	0	3	3	0-0	0-0	0	0	0	
Nov 23	vs. Miami	S	1	0	1	0-0	0-0	0	0	0	
Dec 3	at New England	S	5	0	5	0-0	1-5	1	0	1	
Dec 10	vs. Minnesota	S	7	1	8	0-0	0-0	0	0	0	
Dec 17	at Green Bay	S	5	0	5	0-0	1-0	3	1	0	
Dec 24	vs. Chicago	S	5	1	6	0-0	0-0	1	0	0	
Dec 31	at Dallas*	S	5	1	6	0-0	0-0	1	0	0	
Regular Season Totals			16/16	49	13	62	0-0	3-13	21	5	1



SAM BRANDON

6-2 • 200 • 6TH YR. • NEVADA LAS VEGAS

BORN: July 5, 1979, in Toledo, Ohio

HIGH SCHOOL: John W. North High School, Riverside, Calif.

ACQUIRED: Draft #4 (131st overall), 2002

NFL YEAR: 6th • YEAR WITH BRONCOS: 6th

NFL GAMES PLAYED/STARTED: 63/12 • POSTSEASON: 4/1



SAFETY

BRANDON AT A GLANCE:

- A sixth-year safety who has started 12 career games and is the longest continuously tenured defensive player on Denver's roster, having joined the club as a draft choice in 2002.
- Ranks third among all Broncos players with 37 special-teams tackles since 2002.
- Recovered from a right knee injury that forced him to be placed on injured reserve after the Broncos' first eight games of the 2006 season.
- Totaled 20 tackles on defense for the Broncos in 2005 after finishing third on the club with 11 special-teams tackles in 2004.
- Played a key role in Denver's defense securing the No. 4 overall ranking in 2003 by starting 10 games at free safety and posting 57 tackles (44 solo), one interception and six pass breakups.
- Led Denver with 10 solo tackles as a starter at Indianapolis (1/4/04) in an AFC Wild Card Game.
- Contributed immediately as a rookie in 2002, playing all 16 games (2 starts) and excelling on special teams, where he blocked a punt for a safety vs. San Diego (10/6/02) and made 11 tackles.
- Began his collegiate career at UNLV as a wide receiver before switching to free safety as a junior, earning All-Mountain West Conference honors during each of his two seasons on defense.
- Selected by the Broncos in the fourth round (131st overall) of the 2002 NFL Draft.

CAREER TRANSACTIONS: Signed by Denver as a draft choice 7/19/02; Placed on injured reserve (right knee) 11/7/06.



2006: In his fifth season with the Broncos, Brandon contributed 15 tackles (9 solo), a forced fumble and a pass defended before a right knee injury forced him to be placed on injured reserve on Nov. 7 after eight games (0 starts). He also contributed three tackles on special teams. Brandon made a special-teams stop in the season opener at Stl. (9/10) and saw limited action on defense. In the home opener vs. K.C. (9/17), he made a pair of tackles (1 solo) in helping to limit Tony Gonzalez to two catches for seven yards. In addition to seeing time on defense, he contributed a pair of special-teams stops at N.E. (9/24). He saw extended action on defense at Pit. (11/5) when Nick Ferguson left the game in the first half. Against the Steelers, Brandon made three solo tackles and caused a fumble that was recovered by Darrent Williams at Denver's 6-yard line. Brandon was forced to leave the game with a right knee injury in the fourth quarter that ended his season.

2005: Brandon played 14 regular-season games (0 starts) along with both postseason contests for the Broncos. During regular-season play, he totaled 20 tackles (13 solo), three passes defended and a fumble recovery on defense while adding six stops (5 solo) and a forced fumble on special teams. Chief among Brandon's defensive duties was matching up with the elite tight ends the team faced. In an AFC Divisional Playoff Game vs. N.E. (1/14), Brandon saw action on defense and special teams, picking up two special-teams tackles. He made three tackles in the AFC Championship Game vs. Pit. (1/22). At Mia. (9/11), Brandon made two tackles (1 solo) in extended action at cornerback due to injuries in the secondary. He made two solo tackles on *Monday Night Football* vs. K.C. (9/26) and helped limit Chiefs tight end Tony Gonzalez to five catches for 29 yards. Brandon saw extended action at cornerback due to injuries in the secondary at Jac. (10/2) and responded with three tackles and a special-teams stop. He made three tackles (1 solo) vs. N.E. (10/16) but suffered an injury to his shoulder in the fourth quarter that forced him inactive for the next two games. At K.C. (12/4), Brandon made a solo tackle on defense to go with two tackles and a forced fumble on special teams, ripping the ball from the hands of Chiefs returner Dante Hall. Brandon posted a season-high four tackles (2 solo) in the regular-season finale at S.D. (12/31). He also defended a pass and recovered a fumble while helping to limit Chargers tight end Antonio Gates to just three catches for 23 yards.

2004: Brandon appeared in nine regular-season games (0 starts) and in Denver's AFC Wild Card Game, playing mostly on special teams, where he made 11 tackles during the year to rank third on the Broncos. He briefly played on the defensive side of the ball in two contests (at Oak. 10/17 and vs. Hou. 11/7) but did not record a tackle. He played on special teams only at Ind. (1/9) in Denver's AFC Wild Card Game. Inactive for the first five games of the season, he played for the first time in 2004 on special teams at Oak. (10/17) and saw a few snaps defensively. He made a tackle on special teams on *Monday Night Football* at Cin. (10/25) and played on special teams only the next week vs. Atl. (10/31). At N.O. (11/21), he recorded two tackles on special teams and contributed a tackle on special teams in the next two contests at S.D. (12/5) and vs. Oak. (11/28). Inactive for Denver's games at K.C. (12/19) and vs. Mia. (12/12), he returned to action at Ten. (12/25) and appeared on special teams only. In one of the best performances by a Bronco on special teams all year, Brandon totaled five special-teams stops vs. Ind. (1/2).

2003: Brandon played all 16 regular-season games for Denver, starting 10 at free safety, and posted 57 tackles (44 solo), an interception and six pass breakups while forcing and recovering a fumble. He started at free safety in the Broncos' AFC Wild Card Game at Ind. (1/4) and registered a team-high 10 solo tackles. In Denver's season opener at Cin. (9/7), he made seven tackles (5 solo) and broke up one pass. He added another pass deflection the next week at S.D. (9/14) as well as five tackles (3 solo). At K.C. (10/5), he totaled seven tackles (5 solo) and a pass deflection. Brandon tallied a season-high eight tackles (5 solo) vs. Pit. (10/12). He played on special teams only vs. S.D. (11/16) and vs. Chi. (11/23) and recorded a special-teams tackle in each contest. Brandon saw limited action on the defensive side of the ball at Oak. (11/30) and registered two special-teams tackles. At Ind. (12/21), Brandon replaced an injured Nick Ferguson (wrist) early in the third quarter and registered a solo tackle and a special-teams tackle. After returning to the starting lineup in the final game of the season at G.B. (12/28), he recorded seven tackles (6 solo), a pass deflection and an interception. Brandon's interception, the first of his career, came in the end zone on a overthrown pass from Brett Favre.

2002: Selected by the Broncos in the fourth round (131st overall) of the 2002 NFL Draft, Brandon played all 16 games as a rookie and made two starts (at K.C. 10/20 and at Sea. 11/17) to total 18 tackles (16 solo), a forced fumble, two passes defended and a fumble recovery. He added 11 more tackles on special teams to rank fifth on the team and blocked a punt vs. S.D. (10/6) for a safety. Brandon's first career special-teams tackle came in his NFL debut vs. Stl. (9/8) when he dropped Lamar Gordon on the 16-yard line on a kickoff return. He saw his first career defensive action at Bal. (9/30) and made one solo tackle. Brandon blocked a Darren Bennett punt vs. S.D. (10/6), resulting in a safety to give the Broncos a 16-0 lead in their eventual 26-9 win. Brandon made his first NFL start at K.C. (10/20), replacing suspended strong safety Kenoy Kennedy, and had six tackles (4 solo). Brandon started at free safety at Sea. (11/17) and recorded two tackles and forced a fumble that he also recovered. He made two special-teams stops at S.D. (12/1). He posted three tackles and his first career pass defended vs. K.C. (12/15).

COLLEGE: At UNLV, Brandon earned All-Mountain West Conference first-team honors as a senior in 2001 and was named his team's most valuable player (John Robinson Man of the Year Award) following a stellar final collegiate season in which he started all 11 games at free safety and led the team with 99 tackles (61 solo). He also deflected nine passes, intercepted two (90 yds.), recovered two fumbles and caused another that season. Brandon began his collegiate career as a wide receiver before switching to free safety as a junior and finished his career with 181 tackles (113 solo), three interceptions and 16 pass deflections in only 23 games on defense. After his junior year, he earned All-Mountain West Conference honorable mention in his first season

at safety. He led the team with 82 tackles (52 solo) and also posted an interception (22-yd. return), seven pass breakups and a blocked field goal. Brandon sat out the entire 1999 season to fulfill academic requirements. In 1998, he appeared in nine games, starting three contests at wide receiver, and finished with 12 receptions for 122 yards (10.2 avg.) with a touchdown after redshirting in 1997.

PERSONAL: Brandon lettered three times in football at John W. North High School in Riverside, Calif., where he helped the Huskies to a 14-0 record and a CIF championship during his junior year. He was named first-team all-league from 1995-96 and also was tabbed first team All-CIF in '96. Brandon played forward on the basketball team and competed in five track events as well, including the 200 meters. A social sciences major at UNLV, Brandon considered attending Washington State during the recruiting process. The son of Michael and Lillie Brandon, Samuel Terrill Brandon was born July 5, 1979, in Toledo, Ohio, and resides in Dallas. He is married to Naomi and the couple has four daughters: Samaya, Nakayla, Talia and Tatiana.

BRANDON'S REGULAR SEASON RECORD

Year	Club	G	S	UT	A	TT	S-Yds.	I-Yds.	PD	FF	FR	TD-Int.	TD-FR	S	Pts.
2002	Denver	16	2	16	2	18	0-0	0-0	2	1	1	0	0	0	0
2003	Denver	16	10	44	13	57	0-0	1-0	6	1	1	0	0	0	0
2004	Denver	9	0	0	0	0	0-0	0-0	0	0	0	0	0	0	0
2005	Denver	14	0	13	7	20	0-0	0-0	3	0	1	0	0	0	0
2006	Denver	8	0	9	6	15	0-0	0-0	1	1	0	0	0	0	0
CAREER TOTALS		63	12	82	28	110	0-0	1-0	12	3	3	0	0	0	0

ADDITIONAL STATISTICS: Special teams tackles — 2002 (11), 2003 (6), 2004 (11), 2005 (6), 2006 (3), TOTAL (37). Blocked a Darren Bennett punt vs. San Diego (10/16/02) for a safety. Forced a fumble defending a kick at Kansas City (12/4/05).

BRANDON'S POSTSEASON RECORD

Year	Club	G	S	UT	A	TT	S-Yds.	I-Yds.	PD	FF	FR	TD-Int.	TD-FR	S	Pts.
2003	Denver	1	1	10	0	10	0-0	0-0	0	0	0	0	0	0	0
2004	Denver	1	0	0	0	0	0-0	0-0	0	0	0	0	0	0	0
2005	Denver	2	0	2	1	3	0-0	0-0	0	0	0	0	0	0	0
CAREER TOTALS		4	1	12	1	13	0-0	0-0	0	0	0	0	0	0	0

ADDITIONAL STATISTICS: Special teams tackles — 2005 (2), TOTAL (2).

BRANDON'S SINGLE GAME HIGHS

(Postseason in parentheses)

Interceptions — 1 at Green Bay, 12/28/03 (none). **Interception return yards** — 0 at Green Bay, 12/28/03 (none). **Sacks** — None (none). **Sack yards** — None (none).



ANTWON BURTON

6-2 • 318 • 2ND YR. • TEMPLE

BORN: June 11, 1983, in Buffalo, N.Y.

HIGH SCHOOL: Cleveland Hills High School, Cheektowaga, N.Y.

ACQUIRED: College Free Agent, 2006

NFL YEAR: 2nd • **YEAR WITH BRONCOS:** 2nd

NFL GAMES PLAYED/STARTED: 1/0



DEFENSIVE TACKLE

BURTON AT A GLANCE:

- A second-year defensive tackle who spent the first part of his rookie season on Denver's practice squad before he was promoted to its active roster on Nov. 12, 2006.
- Made a tackle in his NFL debut during the Broncos' game at Oakland (11/12/06).
- Played two seasons at Temple University after transferring from Erie Community College (N.Y.).
- Named one of the top five independent pro prospects by *CollegeFootballNews.com*.
- Entered the NFL with Denver as a college free agent on May 3, 2006.

CAREER TRANSACTIONS: Signed by Denver as a college free agent 5/3/06; Waived by Denver 9/2/06; Signed by Denver (practice squad) 9/3/06; Signed by Denver (active roster) 11/12/06.



2006: Burton, who entered the NFL with the Broncos as a college free agent on May 3, was signed to Denver's practice squad after training camp. He was signed to the Broncos' active roster on Nov. 12 and made his professional debut with an assisted tackle at Oak. (11/12). He was declared inactive for the rest of the season.

COLLEGE: Burton played 22 games (16 starts) and totaled 96 tackles in two seasons at Temple University after transferring from Erie Community College in Orchard Park, N.Y. As a senior in 2005, Burton played 11 games (10 starts), posting 66 tackles (26 solo), five tackles-for-losses, four fumble recoveries, three forced

fumbles and three pass breakups. Burton concluded his collegiate career by playing in the East-West Shrine Game. Before the start of his senior year, he was named one of the top five independent pro prospects by the *CollegeFootballNews.com*. He played 11 games (6 starts) in his first year at Temple as a junior in 2003 before missing the 2004 season with a foot injury. He posted 6.5 sacks and was voted first-team All-Northeast Conference at Erie Community College in 2002.

PERSONAL: Burton was a first-team all-state and all-western New York selection as a senior at Cleveland Hills High School in Cheektowaga, N.Y. A business and psychology major, Burton was born June 11, 1983, in Buffalo, N.Y.

BURTON'S REGULAR SEASON RECORD

Year	Club	G	S	UT	A	TT	S-Yds.	I-Yds.	PD	FF	FR	TD-Int.	TD-FR	S	Pts.
2006	Denver	1	0	0	1	1	0-0	0-0	0	0	0	0	0	0	0
CAREER TOTALS		1	0	0	1	1	0-0	0-0	0	0	0	0	0	0	0



STEVE CARGILE

6-2 • 210 • 3RD YR. • COLUMBIA

BORN: June 2, 1982, in Cleveland
HIGH SCHOOL: St. Peter Chanel High School, Bedford, Ohio
ACQUIRED: Free Agent, 2006
NFL YEAR: 3rd • **YEAR WITH BRONCOS:** 2nd
NFL GAMES PLAYED/STARTED: 3/0

38

Safety

CARGILE AT A GLANCE:

- A third-year safety and key special-teams contributor who begins his second year in Denver after joining the club in November 2006 following a stint in Tampa Bay's training camp.
- Promoted from the Broncos' practice squad to their active roster on Dec. 7, 2006.
- Contributed four special-teams stops in his NFL debut at Arizona (12/17/06), becoming the first Ivy Leaguer to see action for the Broncos in the regular season since George Burrell (Penn) in 1969.
- Spent most of his rookie year in 2004 on the Cowboys' practice squad.
- Moved from wide receiver to safety for his final season at Columbia University and led the Lions with 99 tackles as a second-team all-conference choice that year.
- Joined the Broncos as a practice-squad signee on Nov. 13, 2006.
- Entered the NFL with Dallas as a college free agent on April 30, 2004.

CAREER TRANSACTIONS: Signed by Dallas as a college free agent 4/30/04; Waived by Dallas 9/5/04; Signed by Dallas (practice squad) 9/7/04; Waived by Dallas 5/3/05; Signed by Tampa Bay (future contract) 1/4/06; Waived by Tampa Bay 9/2/06; Signed by Denver (practice squad) 11/13/06; Signed by Denver 12/7/06.

2006: Cargile competed in training camp with Tampa Bay but was waived on Sept. 2 and was out of football until the Broncos signed him to the practice squad on Nov. 13. He was signed to their active roster on Dec. 7 after safety Nick Ferguson was placed on injured reserve and played three games for Denver. Cargile led the Broncos with four special-teams stops in his pro debut at Ari. (12/17).

2005: Cargile spent the 2005 season out of football after Dallas waived him on May 3.

2004: Cargile entered the NFL with Dallas as a college free agent on April 30. He competed in training camp with the Cowboys before he was waived on Sept. 5. He was signed to Dallas' practice squad on Sept. 7 and spent the majority of the year on that unit. He was declared inactive for the season finale at NYG (1/2).

COLLEGE: Cargile played three seasons as a wide receiver at Columbia University before switching to free safety for his final season. As a senior, he started all 10 games and led the Lions with 99 tackles and added three passes defended, two interceptions and a forced fumble to earn second-team all-conference recognition. As a junior, he started seven games and placed fourth on the team with 24 catches for 320 yards with four touchdowns. In Cargile's sophomore season, he played seven games and caught 14 balls for 184 yards with three touchdowns.

PERSONAL: Cargile earned eight letters in football, basketball, baseball and track at St. Peter Chanel High School in Bedford, Ohio. He was named a team captain as a senior and was chosen as an all-state receiver and all-conference safety while leading the team to a 13-1 record. He also garnered all-county basketball accolades, leading the team to the Division III state championship title. Steven Glenn Cargile, who graduated from Columbia with a bachelor's degree in economics, was born on June 2, 1982, in Cleveland.

CARGILE'S REGULAR SEASON RECORD

Year	Club	G	S	UT	A	TT	S-Yds.	I-Yds.	PD	FF	FR	TD-Int.	TD-FR	S	Pts.
2004	Dallas	0	0	0	0	0	0-0	0-0	0	0	0	0	0	0	0
2005							OUT OF FOOTBALL								
2006	Denver	3	0	0	0	0	0-0	0-0	0	0	0	0	0	0	0
CAREER TOTALS		3	0	0	0	0	0-0	0-0	0	0	0	0	0	0	0
BRONCOS TOTALS		3	0	0	0	0	0-0	0-0	0	0	0	0	0	0	0

ADDITIONAL STATISTICS: Special teams tackles — 2006 (4), TOTAL (4).



BRIAN CLARK

6-2 • 204 • 2ND YR. • N.C. STATE

BORN: Dec. 26, 1983, in Jacksonville, Fla.
HIGH SCHOOL: Chamberlain High School, Tampa, Fla.
ACQUIRED: College Free Agent, 2006
NFL YEAR: 2nd • **YEAR WITH BRONCOS:** 2nd
NFL GAMES PLAYED/STARTED: 6/0

86

Wide Receiver

CLARK AT A GLANCE:

- A second-year wide receiver who led the Broncos in kickoff returns (23) and kickoff return yards (512) in six games as a rookie in 2006.
- Spent the first part of his rookie year on Denver's practice squad before he was promoted to its active roster on Oct. 23, 2006.
- Averaged a season-high 28.0 yards per kickoff return on three returns in a *Sunday Night Football* game against Seattle (12/3/06).
- Finished his career at North Carolina State University ranked seventh in yards per reception (16.8), 10th in touchdown receptions (11) and 13th in receiving yards (1,311).
- Entered the NFL with Denver as a college free agent on May 3, 2006.

CAREER TRANSACTIONS: Signed by Denver as a college free agent 5/3/06; Waived by Denver 9/2/06; Signed by Denver (practice squad) 9/3/06; Signed by Denver (active roster) 10/23/06.

2006: Clark, who entered the NFL with the Broncos as a college free agent on May 3, spent the first six weeks of the season on Denver's practice squad before he was signed to its active roster on Oct. 23. In six games as Denver's primary kickoff returner, he totaled 512 yards on 23 returns (22.3 avg.), including a 36-yard long. He made his professional debut and returned a pair of kickoffs 50 yards vs. Ind. (10/29). The following week, he returned four kicks for 71 yards at Pit. (11/5). He was declared inactive for the game vs. S.D. (11/19) before accruing a career-high 126 yards (25.2 avg.) on five returns on Thanksgiving at K.C. (11/23). He posted his best average return (28.0 yds.) when he brought back three kickoffs for 84 yards, including a career-long 36-yarder, on *Sunday Night Football* vs. Sea. (12/3). At S.D. (12/10), he returned a career-high six kickoffs for 115 yards.

COLLEGE: Clark played 43 career games (23 starts) at North Carolina State University and totaled 78 receptions for 1,311 yards (16.8 avg.) with 11 touchdowns. He finished his career at the school ranked seventh in yards-per-reception average, 10th in touchdown receptions and 13th in receiving yards. Clark posted the second-best yards-per-reception average (21.5) in school history in 2005 with 25 receptions for 537 yards with six touchdown catches, including a 96-yard scoring grab against Boston College (11/12/05) that was the second longest in the nation that year. An Academic All-ACC choice in 2004, Clark led N.C. State's wide receivers with 420 offensive plays and posted 18 receptions for 211 yards (11.3 avg.) with three touchdowns. He also competed on the track team during the indoor and outdoor seasons in 2004, running the sixth-fastest 60m time in school history.

PERSONAL: At Chamberlain High School in Tampa, Fla., Clark led his team to the Class 5A state championship as a senior and was a *PrepStar* honorable mention All-Southeast Region pick. Clark is married to Shawntae. Brian Clark, a sports management major at N.C. State, was born Dec. 26, 1983, in Jacksonville, Fla.

CLARK'S REGULAR SEASON RECORD


Year	Club	G	S	No.	RECEIVING			LG	TD	SCORING					2pt	Pts.
					Yds.	Avg.	TD			TD	TDr	TDp	TDrt			
2006	Denver	6	0	0	0	0.0	—	—	0	0	0	0	0	0	0	0
CAREER TOTALS		6	0	0	0	0.0	—	—	0	0	0	0	0	0	0	0

Year	Club	KICKOFF RETURNS				
		No.	Yds.	Avg.	LG	TD
2006	Denver	23	512	22.3	36	0
CAREER TOTALS		23	512	22.3	36	0

CLARK'S SINGLE GAME HIGHS

(Postseason in parentheses)

Receptions — None (none). **Receiving yards** — None (none). **Longest reception** — None (none). **Receiving touchdowns** — None (none). **Kick returns** — 6 at San Diego, 12/10/06 (none). **Kick return yards** — 126 at Kansas City, 11/23/06 (none). **Longest kickoff return** — 36 vs. Seattle, 12/3/06 (none).




CUROME COX

6-1 • 204 • 3RD YR. • MARYLAND

BORN: Feb. 28, 1981, in Arlington, Va.
HIGH SCHOOL: Gonzaga College High School, Washington, D.C.
ACQUIRED: Free Agent, 2004
NFL YEAR: 3rd • **YEAR WITH BRONCOS:** 3rd
NFL GAMES PLAYED/STARTED: 29/5 • **POSTSEASON:** 2/0

40



SAFETY

COX AT A GLANCE:

- A third-year safety who has developed into one of Denver's top special-teams players, leading the club with 15 tackles on coverage units in 2006.
- Started a career-high four games and appeared in all 16 contests for Denver in 2006.
- Returned his first NFL interception 48 yards in the Broncos' 2005 regular-season finale at San Diego (12/31/05) to set up a touchdown.
- Ranked fourth on the Broncos with nine special-teams tackles in 2005.
- Competed in the Falcons' training camp as a rookie in 2004 but was waived by the team Sept. 5 of that year and was out of football until signing with Denver's practice squad on Dec. 1.
- Voted honorable mention All-Atlantic Coast Conference as a senior at the University of Maryland after finishing the year with 40 tackles and tying a career high with three interceptions.
- Joined the Broncos as a practice-squad signee on Dec. 1, 2004.
- Entered the NFL with Atlanta as a college free agent on April 30, 2004.

CAREER TRANSACTIONS: Signed by Atlanta as a college free agent 4/30/04; Waived by Atlanta 9/5/04; Signed by Denver (practice squad) 12/1/04; Signed by Denver to a future contract 1/10/05; Waived by Denver 9/3/05; Signed by Denver (practice squad) 9/5/05; Signed by Denver (active roster) 10/1/05; Waived by Denver 10/4/05; Signed by Denver (practice squad) 10/6/05; Signed by Denver (active roster) 10/8/05.



2006: Cox played all 16 games (4 starts) for Denver and led the club with 15 special-teams stops. Due to Nick Ferguson's left knee injury, Cox saw increased playing time in the secondary during the last six games of the year and finished with 11 tackles (10 solo), five passes defended, one interception and one fumble recovery. In addition to recording a special-teams stop at N.E. (9/24), he downed the team's first punt of the game at the Patriots' 1-yard line. He assisted on a special-teams tackle on *Monday Night Football* vs. Bal. (10/9) and added an assisted special-teams stop at Cle. (10/22). He saw action on defense and recorded a solo tackle, an interception and a fumble recovery at Pit. (11/5). After John Lynch jarred the ball from Hines Ward, Cox caught it in midair in Denver's end zone and returned it 11 yards to the 9-yard line. He ended the Steelers' next drive when he intercepted Ben Roethlisberger's pass. He made a solo tackle and broke up a pass along with making a pair of special-teams stops on *Sunday Night Football* vs. S.D. (11/19). Cox assumed the starting spot vacated by Ferguson and made three solo tackles on Thanksgiving at K.C. (11/23). He started at strong safety and contributed three special-teams stops on *Sunday Night Football* vs. Sea. (12/3). He returned to the starting lineup at Ari. (12/17) and had three tackles (2 solo) and a pass defended. He added a pair of solo tackles, a pass breakup and a special-teams stop vs. Cin. (12/24). He played on defense and on special teams, contributing a pair of special-teams tackles, in the regular-season finale vs. S.F. (12/31).

2005: Cox played 13 regular-season games (1 start) for Denver and contributed 11 tackles (9 solo), one interception (48 yds.) and five pass breakups. Cox, who also played in both postseason contests, placed fourth on the team with nine special-teams tackles. He began the season on the Broncos' practice squad but was signed to the active roster on Oct. 1. In an AFC Divisional Playoff Game vs. N.E. (1/14), he downed a punt at the Patriots' 4-yard line late in the first quarter. He made his NFL debut at Jac. (10/2), seeing action on defense and special teams. He recorded a pass defended and two special-teams tackles vs. N.E. (10/16). He made his first NFL start in a three-cornerback set vs. Phi. (10/30), defending a pass and making a special-teams tackle. He matched his season high with two special-teams tackles at K.C. (12/4). Cox saw extended playing time on defense vs. Bal. (12/11) and had two tackles and a pass defended. He set his season high with three solo tack-

les vs. Oak. (12/24). Cox recorded his first NFL interception, which he returned 48 yards to set up a touchdown, and added a pair of tackles at S.D. (12/31).

2004: Cox entered the NFL with Atlanta as a college free agent on April 30. He competed in training camp with the Falcons but was waived in the final cutdown of the preseason. The Broncos signed him to their practice squad on Dec. 1, and he spent the rest of the season with that unit.

COLLEGE: In 47 career games (45 starts) at the University of Maryland, Cox totaled 165 tackles (129 solo), 10 interceptions and two sacks. He was an honorable mention All-Atlantic Coast Conference selection as a senior after finishing the year with 40 tackles and tying a career high with three interceptions. As a junior, Cox returned two of his three interceptions for scores and added 11 pass breakups while setting career bests in tackles (58), tackles-for-losses (7) and sacks (2). He started 10 games in 2001 as well as the Orange Bowl against Florida, posting three interceptions for the year. Cox started 10 games as a redshirt freshman in 2000.

PERSONAL: At Gonzaga College High School in Washington, D.C., Cox was a first-team all-conference selection and a *USA Today* honorable mention All-America defensive back. A family studies major at Maryland, Cox started the Curome Cox Foundation. Curome Cox was born Feb. 28, 1981, in Arlington, Va., and resides in Buford, Ga.

COX'S REGULAR SEASON RECORD

Year	Club	G	S	UT	A	TT	S-Yds.	I-Yds.	PD	FF	FR	TD-Int.	TD-FR	S	Pts.
2004	Denver						PRACTICE SQUAD								
2005	Denver	13	1	9	2	11	0-0	1-48	5	0	0	0	0	0	0
2006	Denver	16	4	10	1	11	0-0	1-0	5	0	1	0	0	0	0
CAREER TOTALS		29	5	19	3	22	0-0	2-48	10	0	1	0	0	0	0

ADDITIONAL STATISTICS: Special teams tackles — 2005 (9), 2006 (15), TOTAL (24).


COX'S POSTSEASON RECORD

Year	Club	G	S	UT	A	TT	S-Yds.	I-Yds.	PD	FF	FR	TD-Int.	TD-FR	S	Pts.
2005	Denver	2	0	0	0	0	0-0	0-0	0	0	0	0	0	0	0
CAREER TOTALS		2	0	0	0	0	0-0	0-0	0	0	0	0	0	0	0

COX'S SINGLE GAME HIGHS

(Postseason in parentheses)

Interceptions — 1, twice, last at Pittsburgh, 11/5/06 (none). **Interception return yards** — 48 at San Diego, 12/31/05 (none). **Sacks** — None (none). **Sack yards** — None (none).




JAY CUTLER

6-3 • 233 • 2ND YR. • VANDERBILT

BORN: April 29, 1983, in Santa Claus, Ind.
HIGH SCHOOL: Heritage Hills High School, Lincoln City, Ind.
ACQUIRED: Draft #1 (11th overall), 2006
NFL YEAR: 2nd • **YEAR WITH BRONCOS:** 2nd
NFL GAMES PLAYED/STARTED: 5/5

6



QUARTERBACK

CUTLER AT A GLANCE:

- A second-year quarterback who started the Broncos' final five games of the 2006 season and became the first rookie in NFL history (second player overall) to throw multiple touchdown passes in each of his first four games played.
- Posted a 6.6 touchdown percentage and 1.8 touchdown-to-interception ratio in 2006 that marked the second and third-highest respective totals by an NFL rookie since the 1970 merger (min. 125 att.).
- Set Broncos rookie records in 2006 for passer rating (88.5) and completion percentage (59.1).
- Named Denver's starting quarterback on Nov. 27, 2006, and made his professional debut on *Sunday Night Football* against Seattle on Dec. 3, 2006.
- Threw two touchdown passes to tight end Tony Scheffler within a 48-second span during Denver's game at San Diego (12/10/06) to tie for the quickest in NFL history that two rookies connected on a pair of touchdown passes.
- Started for four seasons at Vanderbilt University, where he set school career records for total offense (9,953 yds.), touchdown passes (59), passing yards (8,697), pass completions (710), pass attempts (1,242) and combined touchdowns (76).
- Named Southeastern Conference Offensive Player of the Year (coaches and media) as well as a finalist for the Johnny Unitas Golden Arm Award, given to the nation's top senior quarterback, at Vanderbilt in 2005 after leading the SEC with a school-record 3,288 yards of total offense.

CUTLER RANKS AMONG ALL-TIME ROOKIE PERFORMERS

HIGHEST TOUCHDOWN PERCENTAGE, NFL ROOKIES, SINCE 1970 MERGER (min. 125 att.)

Player	Year	Att.	TDs	Pct.
1. Dan Marino, Miami	1983	296	20	6.76
2. Jay Cutler, Denver	2006	137	9	6.57
3. Jim Plunkett, New England	1971	328	19	5.79
4. Ben Roethlisberger, Pittsburgh	2004	295	17	5.76
5. Jim Everett, Los Angeles Rams	1986	147	8	5.44

- Became the first player in Vanderbilt history to record four consecutive 300-yard passing games in 2005 en route to totaling the second-most passing yards in a season in school history (3,073) as a first-team All-SEC selection.
- Started all 45 games played at Vanderbilt, the most by a quarterback in school history.
- Selected by the Broncos in the first round (11th overall) of the 2006 NFL Draft on his 23rd birthday, becoming the first Vanderbilt player drafted in the first round since 1986 and the first-ever Commodore selected by the Broncos.

CAREER TRANSACTIONS: Signed by Denver as a draft choice 7/27/06.



2006: Selected by the Broncos in the first round (11th overall) of the 2006 NFL Draft, Cutler started the final five games of the season after he was named the team's starter on Nov. 27. He completed 81-of-137 passes (59.1%) for 1,001 yards with nine touchdowns and five interceptions. The highest-drafted quarterback in Broncos history, Cutler became the first rookie in NFL history (second player overall, joining Washington's Mark Rypien in 1988) to throw multiple touchdown passes in each of his first four games played. He also became just the second rookie in league history (fifth player overall) to throw at least two touchdown passes in each of his first four starts. He posted the second-highest TD percentage (6.6) and third-highest TD-to-INT ratio (1.8) among NFL rookies since 1970 with at least 125 passing attempts and set Denver rookie records for passer rating (88.5) and completion percentage (59.1). Cutler made his professional debut with a start on *Sunday Night Football* vs. Sea. (12/3), completing 10-of-21 passes for 143 yards with two touchdowns and two interceptions. He completed his first pass as a pro on his third attempt when he connected with Cecil Sapp for a 1-yard gain in the second quarter. He registered his first touchdown pass when tight end Stephen Alexander hauled in a 7-yard score. In the fourth quarter against the Seahawks, he and Brandon Marshall teamed for a 71-yard catch-and-run touchdown that was the second-longest passing play between two rookies in franchise history. The following week, Cutler completed 17-of-30 passes for 188 yards with two touchdowns and no interceptions at S.D. (12/10). In the third quarter, he connected on 10-of-13 passes for 137 yards, including a pair of touchdowns to tight end Tony Scheffler. His two touchdown passes to Scheffler within a 48-second span tied for the fastest in league history that two rookies produced a pair of scoring passes, equaling the mark established by Charlie Conerly and Bill Swiacki of the New York Giants in 1948. Cutler completed 21-of-31 passes for 261 yards with two touchdowns while being intercepted once in his first professional win at Ari. (12/17). He connected with Javon Walker for a 54-yard touchdown on the team's third offensive play against the Cardinals, and his 101.7 passer rating was the highest in a single game for a Broncos rookie passer since John Elway posted a 117.4 rating vs. Cle. (12/4/83). He completed 12-of-23 passes for 179 yards with two touchdowns and one interception in his first home victory vs. Cin. (12/24). He completed 21-of-32 passes for 230 yards with one touchdown and one interception in the regular-season finale vs. S.F. (12/31). Against the 49ers, Cutler left the game in the second quarter after suffering a blow to the head but returned to start the third quarter.

COLLEGE: Cutler was a three-year captain and four-year starter at Vanderbilt University, where he set school career records for total offense (9,953 yds.), touchdown passes (59), passing yards (8,697), pass completions (710), pass attempts (1,242) and combined touchdowns (76). He started all 45 career games played for the Commodores, the most starts by a quarterback in school annals, and did not miss a game due to injury. His final college rating was 126.2 as the quarterback completed 710-of-1,242 (57.2%) passes for 8,697 yards with 59 touchdowns and 34 interceptions. He added 453 career rushes for 1,256 yards with 17 touchdowns. He ranked ninth in the nation in total offense (298.9 yards per game) as a senior while recording one of the finest seasons as a quarterback in school history. An 11-game starter, he completed 273-of-462 passes (59.1%) for 3,073 yards, 21 touchdowns and nine interceptions as he became the first Commodore to win the SEC

CUTLER OFF TO AN IMPRESSIVE START

PLAYERS WITH MULTIPLE TD PASSES IN EACH OF THEIR FIRST FOUR STARTS, NFL HISTORY

Player	Year	Starts with 2+TDs
1. Billy Volek, Ten.	2003-04	7
2. Dan Marino, Mia.*	1983	5
3. Jay Cutler, Den.*	2006	4
Kurt Warner, Stl.	1999	4
Mark Rypien, Was.	1988	4

* - Denotes rookie

CUTLER RANKS AMONG ALL-TIME ROOKIE PERFORMERS

HIGHEST TOUCHDOWN-TO-INTERCEPTION RATIO, NFL ROOKIES, SINCE 1970 MERGER (min. 125 att.)

Player	Year	TDs	INTs	Ratio
1. Dan Marino, Miami	1983	20	6	3.33
2. Charlie Batch, Detroit	1998	11	6	1.83
3. Jay Cutler, Denver	2006	9	5	1.80
4. Shaun King, Tampa Bay	1999	7	4	1.75
5. Don Majkowski, Green Bay	1987	5	3	1.67

Offensive Player of the Year (coaches and media) since end Bob Goodridge in 1967. A finalist for the Johnny Unitas Golden Arm Award (nation's top senior quarterback), Cutler was a first-team All-SEC pick by the league's coaches and led the conference with a school-record 3,288 yards of total offense. With his senior-season performance, Cutler became the second Commodore to throw for more than 3,000 yards in a season while his 273 completions and 21 touchdowns ranked second on the school's single-season list. He became the first quarterback in school history to record four consecutive 300-yard passing performances, a stretch that included Vanderbilt's first win against Tennessee since 1982 in its season finale in Knoxville, Tenn. As a junior, Cutler completed 61.0 percent of his passes, setting a school record, while throwing for 1,844 yards with 10 touchdowns and a career-low five interceptions. Cutler started 11 games for the Commodores as a redshirt freshman, earning third-team freshman All-America honors from *The Sporting News* and first-team freshman All-SEC accolades from the league's coaches and the Associated Press.

PERSONAL: Cutler started at quarterback and safety for three years at Heritage Hills High School in Lincoln City, Ind. A first-team all-state selection (Associated Press) as a senior, Cutler served as team captain and led the school to a 15-0 record and the school's first state title, hauling in the game-winning 12-yard touchdown pass off a lateral to win the championship. He connected on 122-of-202 passes (60.4%) for 2,252 yards with 31 touchdowns while rushing 65 times for 493 yards with 11 touchdowns as a senior. In addition to playing football in high school, Cutler was a first-team all-state selection in basketball and garnered honorable mention all-state accolades as a shortstop. He completed his bachelor's degree in human and organizational development from Vanderbilt in December 2005. In strength tests leading up to the NFL Combine, he bench pressed 225 pounds 27 times and had a maximum press of 400 pounds. Cutler grew up in a subdivision called Christmas Village in the Southern Indiana town of Santa Claus. During the 2007 offseason, Cutler started the Jay Cutler Foundation, which partnered with Mile High United Way's Youth Success Initiative to help at-risk youth overcome obstacles and graduate from high school. His father, Jack, worked for the Indiana state police and his mother, Sandy, was a part-time teacher. Jay Cutler was born on April 29, 1983, in Santa Claus, Ind.

CUTLER'S REGULAR SEASON RECORD

PASSING													
Year	Club	G	S	Att.	Comp.	Pct.	Yds.	Yds./Att.	TD	% Int.	% LG	Sack/Yds.	Rtg.
2006	Denver	5	5	137	81	59.1	1,001	7.31	9	6.6	5	3.6	71t
CAREER TOTALS		5	5	137	81	59.1	1,001	7.31	9	6.6	5	3.6	71t

RUSHING													
Year	Club	Att.	Yds.	Avg.	LG	TD	TD	TDr	TDp	TDrt	2pt	Pts.	
2006	Denver	12	18	1.5	9	0	0	0	0	0	0	0	
CAREER TOTALS		12	18	1.5	9	0	0	0	0	0	0	0	

SCORING													
Year	Club	Att.	Yds.	Avg.	LG	TD	TD	TDr	TDp	TDrt	2pt	Pts.	
2006	Denver	12	18	1.5	9	0	0	0	0	0	0	0	
CAREER TOTALS		12	18	1.5	9	0	0	0	0	0	0	0	

ADDITIONAL STATISTICS: Fumble recoveries — 2006 (3), TOTAL (3).

CUTLER'S SINGLE-GAME HIGHS

(Postseason in parentheses)

Pass attempts — 32 vs. San Francisco, 12/31/06 (none). **Pass completions** — 21, twice, last vs. San Francisco, 12/31/06 (none). **Yards passing** — 261 at Arizona, 12/17/06 (none). **Completion percentage** — 67.7% (21-31) at Arizona, 12/17/06 (none). **Touchdown passes** — 2, four times, last vs. Cincinnati, 12/24/06 (none). **Longest pass completion** — 71t vs. Seattle, 12/3/06 (none). **Rushing attempts** — 4 vs. Seattle, 12/3/06 (none). **Yards rushing** — 10, twice, last at Arizona, 12/17/06 (none). **Longest rush** — 9 vs. Seattle, 12/3/06 (none). **Rushing touchdowns** — None (none).

CUTLER'S REGULAR SEASON TOP FIVE

Completions		Attempts	
21	— vs. San Francisco, 12/31/06 (32 att., 230 yds., TD, INT)	32	— vs. San Francisco, 12/31/06 (21 comp., 230 yds., TD, INT)
21	— at Arizona, 12/17/06 (31 att., 261 yds., 2TD, INT)	31	— at Arizona, 12/17/06 (21 comp., 261 yds., 2TD, INT)
17	— at San Diego, 12/10/06 (30 att., 188 yds., 2TD)	30	— at San Diego, 12/10/06 (17 comp., 188 yds., 2TD)
12	— vs. Cincinnati, 12/24/06 (23 att., 179 yds., 2TD, INT)	23	— vs. Cincinnati, 12/24/06 (12 comp., 179 yds., 2TD, INT)
10	— vs. Seattle, 12/3/06 (21 att., 143 yds., 2TD, 2INT)	21	— vs. Seattle, 12/3/06 (10 comp., 143 yds., 2TD, 2INT)
Passing Yards		Passing Touchdowns	
261	— at Arizona, 12/17/06 (21 of 31, 2TD, INT)	2	— vs. Cincinnati, 12/24/06 (12 of 23, 179 yds., 2TD, INT)
230	— vs. San Francisco, 12/31/06 (21 of 32, 2TD, INT)	2	— at Arizona, 12/17/06 (21 of 31, 261 yds., 2TD, INT)
188	— at San Diego, 12/10/06 (17 of 30, 2TD)	2	— at San Diego, 12/10/06 (17 of 30, 188 yds., 2TD)
179	— vs. Cincinnati, 12/24/06 (12 of 23, 2TD, INT)	2	— vs. Seattle, 12/3/06 (10 of 21, 143 yds., 2TD, 2INT)
143	— vs. Seattle, 12/3/06 (10 of 21, 2TD, 2INT)	1	— vs. San Francisco, 12/31/06 (21 of 32, 230 yds., TD, INT)
Completion Percentage			
67.7	— at Arizona, 12/17/06 (21 of 31, 261 yds., 2TD, INT)		
65.6	— vs. San Francisco, 12/31/06 (21 of 32, 230 yds., TD, INT)		
56.7	— at San Diego, 12/10/06 (17 of 30, 188 yds., 2TD)		
52.2	— vs. Cincinnati, 12/24/06 (12 of 23, 179 yds., 2TD, INT)		
47.6	— vs. Seattle, 12/3/06 (10 of 21, 143 yds., 2TD, 2INT)		

JAY CUTLER'S CAREER GAME-BY-GAME

(Victories asterisked)

2006 DENVER (9-7)		PASSING										RUSHING				
Opponent	P/S	Att.	Comp.	Yds.	Pct.	TD	INT	LG	S/Yds.	Rtg.	Att.	Yds.	Avg.	LG	TD	
at StL (9/10)									DID NOT PLAY							
vs. K.C. (9/17)*									DID NOT PLAY							
at N.E. (9/24)*									DID NOT PLAY							
vs. Bal. (10/9)*									DID NOT PLAY							
vs. Oak. (10/15)*									DID NOT PLAY							
at Cle. (10/22)*									DID NOT PLAY							
vs. Ind. (10/29)									DID NOT PLAY							
at Pit. (11/5)*									DID NOT PLAY							
at Oak. (11/12)*									DID NOT PLAY							
vs. S.D. (11/19)									DID NOT PLAY							
at K.C. (11/23)									DID NOT PLAY							
vs. Sea. (12/3)	S	21	10	143	47.6	2	2	71t	3/22	62.3	4	10	2.5	9	0	
at S.D. (12/10)	S	30	17	188	56.7	2	0	28t	4/22	97.6	1	0	0.0	0	0	
at Ari. (12/17)*	S	31	21	261	67.7	2	1	54t	1/5	101.7	3	10	3.3	8	0	
vs. Cin. (12/24)*	S	23	12	179	52.2	2	1	39t	3/19	88.9	2	-1	-0.5	0	0	
vs. S.F. (12/31)	S	32	21	230	65.6	1	1	29	2/17	84.1	2	-1	-0.5	0	0	
Regular Season Totals	5/5	137	81	1,001	59.1	9	5	71t	13/85	88.5	12	18	1.5	9	0	



ELVIS DUMERVIL

5-II • 250 • 2ND YR. • LOUISVILLE

BORN: Jan. 19, 1984, in Miami

HIGH SCHOOL: Jackson High School, Miami

ACQUIRED: Draft #4b (126th overall), 2006

NFL YEAR: 2nd • **YEAR WITH BRONCOS:** 2nd

NFL GAMES PLAYED/STARTED: 13/0

92

DEFENSIVE END

DUMERVIL AT A GLANCE:

- A second-year defensive end whose 8.5 sacks in 2006 tied for the third most by a Broncos rookie in club history and ranked as the third-highest total among NFL rookies for the year.
- Recorded five sacks in a two-game period (vs. Oak. 10/15/06 and at Cle. 10/22/06) that marked the most sacks by an NFL rookie in consecutive games since 2001 (Cincinnati's Justin Smith).
- Tied a Broncos single-game rookie record with three sacks at Cleveland (10/22/06).
- Registered a sack on 44.7 percent of his tackles for Denver in 2006 (8.5 sacks / 19 tackles).
- Started for two seasons at the University of Louisville, where he led the nation with 20 sacks in 2005 as the Bronko Nagurski Award winner (nation's top defensive player).
- Voted Big East Conference Defensive Player of the Year and was a consensus first-team All-American for his 20-sack performance at Louisville in 2005 that ranked as the second-highest single-season sack total in NCAA history (Terrell Suggs of Arizona State had 24 in 2002).
- Established an NCAA record for forced fumbles in a season with 10 as a senior.
- Selected by the Broncos in the fourth round (126th overall) of the 2006 NFL Draft.

CAREER TRANSACTIONS: Signed by Denver as a draft choice 7/26/06.

2006: Selected by the Broncos in the fourth round (126th overall) of the 2006 NFL Draft, Dumervil played 13 games (0 starts) and posted 19 tackles (15 solo), 8.5 sacks (56.5 yds.), two forced fumbles and a team-high three fumble recoveries. His sack total ranked third among NFL rookies and tied for the third-highest total by a rookie in Broncos history. Dumervil, who registered a sack on 44.7 percent of his tackles (8.5 sacks / 19 tackles), also became the first NFL rookie to record five sacks in a two-game span since 2001 and tied Denver's franchise record for sacks in a game (3) by a rookie. After being declared inactive for the first three games, Dumervil made his pro debut on *Monday Night Football* vs. Bal. (10/9). In his second professional outing, he notched a pair of sacks on *Sunday Night Football* vs. Oak. (10/15). He recorded three solo tackles, all of which were sacks, and a fumble recovery at Cle. (10/22). His three-sack outing against the Browns tied Rulon Jones' franchise record (12/14/80 vs. Oak.) for sacks in a game by a rookie while his five sacks in two games marked the first such occurrence by an NFL rookie since Cincinnati's Justin Smith had five sacks in a two-game stretch in 2001. He added two tackles, one sack and one forced fumble at Pitt. (11/5). He made two solo tackles, including a 6-yard sack, on *Sunday Night Football* vs. Sea. (12/3). Dumervil registered a sack along with forcing and recovering a fumble vs. Cin. (12/24). In the finale vs. S.F. (12/31), he had three tackles and half a sack.

COLLEGE: Dumervil finished his career at the University of Louisville ranked second on the school's all-time sacks list with 32 and third on its all-time tackles-for-losses chart with 42.5. Dumervil played 44 career games (24 starts) and posted 151 tackles (83 solo), 11 forced fumbles, three fumble recoveries, one interception and four pass breakups to go along with 32 sacks (223 yds.). As a senior, he earned several national accolades after a record-setting season that saw the defensive end lead the nation with a school-record 20 sacks (165 yds.) as a 12-game starter. Dumervil's 20 sacks marked the second-highest single-season sack total in NCAA history behind Terrell Suggs' 24 sacks for Arizona State in 2002. Following his senior year, he was selected as the Bronko Nagurski Award winner, given to the nation's outstanding defensive player, and was the Walter Camp Top 10 Player of the Year as well as a first-team All-American (AP). He was tabbed the Big East Conference Defensive Player of the Year and a finalist for the Vince Lombardi Award (nation's top lineman). He also set an NCAA record with 10 forced fumbles as a senior and finished the year with 65 tackles (38 solo), one interception, one fumble recovery and four passes defended. He opened his senior season with a Big East and school-record six sacks at Kentucky. His nine sacks in Louisville's first two games set a NCAA record for sacks in consecutive games. He started all 12 games at right defensive end as a junior and led the team with 10 sacks as a first-team All-Conference USA choice (*The NFL Draft Report*). He had two sacks as a sophomore and saw action as a true freshman.

PERSONAL: Dumervil was a three-year starter at Jackson High School in Miami, where he tallied a school-record 78 sacks during his prep career and was a two-time all-state selection. He was considered one of the best pass-rushing prospects in the state of Florida and was tabbed the No. 25 defensive end prospect in the country by *Student Sports Magazine*. As a senior, he contributed 110 tackles with 30 sacks while forcing three fumbles and recovering four to garner the team's defensive MVP honors. He also played in the California-Florida All-Star Game following his senior campaign. As a junior, he earned the team's overall MVP accolades after amassing 30 sacks on a team that reached the state semifinals. Dumervil was a justice administration major at Louisville. He works with American Group Home on several charitable endeavors. His half-brother is Curry Burns, who was a defensive back at Louisville (2000-02) and spent time with the Giants and Redskins in 2005. Elvis Dumervil was born Jan. 19, 1984, in Miami.

DUMERVIL'S REGULAR SEASON RECORD

Year	Club	G	S	UT	A	TT	S-Yds.	I-Yds.	PD	FF	FR	TD-Int.	TD-FR	S	Pts.
2006	Denver	13	0	15	4	19	8.5-56.5	0-0	0	2	3	0	0	0	0
CAREER TOTALS		13	0	15	4	19	8.5-56.5	0-0	0	2	3	0	0	0	0

DUMERVIL'S SINGLE GAME HIGHS


(Postseason in parentheses)

Sacks — 3 at Cleveland, 10/22/06 (none). **Sack yards** — 16 at Cleveland, 10/22/06 (none). **Interceptions** — None (none). **Interception return yards** — None (none).

DUMERVIL'S MULTIPLE-SACK GAMES (2)

*denotes win (The Broncos are are 2-0 when Dumervil records more than one sack in a game.)

Date	Opponent	S-Yds.
10/15/06	vs. Oakland*	2-15
10/22/06	at Cleveland*	3-16



EBENEZER EKUBAN

6-4 • 275 • 9TH YR. • NORTH CAROLINA

BORN: May 29, 1976, in Accra, Ghana, Africa

HIGH SCHOOL: Bladensburg High School, Bladensburg, Md.

ACQUIRED: Trade (Cleveland), 2005

NFL YEAR: 9th • **YEAR WITH BRONCOS:** 3rd

NFL GAMES PLAYED/STARTED: 107/64 • **POSTSEASON:** 4/2

91

DEFENSIVE END

EKUBAN AT A GLANCE:

- A ninth-year defensive end who has missed only one game in his two seasons with the Broncos since joining the club in a trade with Cleveland during the 2005 offseason.
- Placed second on Denver with seven sacks in 2006, a total that marked the second-highest single-season sack output of his career, while recording a personal-best 78 tackles.
- Tied for the Broncos' lead with four sacks in 2005 on a defensive line that featured three former Browns teammates (DE Courtney Brown, DT Michael Myers and DT Gerard Warren).
- Set a career and team high in 2004 with eight sacks (35 yds.) while also posting 54 tackles (36 solo) in 16 games (11 starts) for Cleveland.

- Spent the first five years (1999-03) of his career with Dallas.
- Named All-Rookie by *Pro Football Weekly* and *Football News* after recording 33 tackles (19 solo) and 2.5 sacks in 16 games (2 starts) with the Cowboys in 1999.
- Named a first-team All-American as a senior defensive end for North Carolina.
- Joined the Broncos along with defensive tackle Michael Myers in a trade with Cleveland on March 30, 2005, that sent Denver running back Reuben Droughns to the Browns.
- Selected by Dallas in the first round (11th overall) of the 1999 NFL Draft.

CAREER TRANSACTIONS: Signed by Dallas as a draft choice 7/28/99; Placed on injured reserve (back) by Dallas 12/21/01; Signed by Cleveland as an unrestricted free agent 3/17/04; Traded to Denver 3/30/05.



2006: Ekuban started 15 games for Denver and compiled a career-high 78 tackles (61 solo), seven sacks (45.5 yds.), two passes defended and a forced fumble. He opened the year with five solo tackles, including a 9-yard sack, at Stl. (9/10). He recorded five tackles (2 solo), including a shared sack, in the home opener vs. K.C. (9/17). He tied for the lead among the club's defensive linemen with five tackles (4 solo), including a 9-yard sack, on *Monday Night Football* vs. Bal. (10/9). In his return to Cle. (10/22), where he spent the 2004 season, Ekuban posted five solo tackles and a pass defended to help limit the Browns to 34 rushing yards on 13 carries. He was forced to leave his 100th pro game with a thigh injury at Pit. (11/5), and the injury forced him to be declared inactive at Oak. (11/12). He returned to the starting lineup and tied for the team lead with eight tackles (7 solo), including a sack, on *Sunday Night Football* vs. S.D. (11/19). He contributed eight tackles (7 solo) and a sack on Thanksgiving at K.C. (11/23). Ekuban tied for the team lead with seven tackles (4 solo) on *Sunday Night Football* vs. Sea. (12/3). At Ari. (12/17), Ekuban posted three tackles (2 solo), one sack and one forced fumble. He led the defensive line with 10 tackles (9 solo), including a sack (6 yds.), and had one pass breakup vs. Cin. (12/24). In Denver's season finale vs. S.F. (12/31), Ekuban shared a sack and had six tackles.

2005: Ekuban played all 16 regular-season games (4 starts) in his first season with the Broncos, posting 41 tackles (28 solo), a share of the team lead with four sacks (21 yds.), two pass breakups and one fumble recovery. He contributed to the league's second-best run defense (85.2 ypg.) and helped the club tie for third in the NFL in scoring defense (16.1 ppg.). Ekuban also saw time in both Denver playoff games, including the AFC Championship Game vs. Pit. (1/22) in which he made four tackles (2 solo). With Courtney Brown inactive with an elbow injury, Ekuban started the regular-season opener at Mia. (9/11). Brown returned to the starting lineup and Ekuban assumed a reserve role and recorded five tackles (3 solo), including a sack of Trent Green, on *Monday Night Football* vs. K.C. (9/26). At Oak. (11/13), he made three tackles, including a sack of Kerry Collins. In playing against the team that drafted him, Ekuban posted a season-high eight tackles (6 solo) on Thanksgiving Day at Dal. (11/24). He registered four tackles (3 solo), including a sack, vs. Bal. (12/11). In the regular-season finale at S.D. (12/31), Ekuban made two tackles and posted one sack.

2004: Ekuban played all 16 games (11 starts) for Cleveland, posting 54 tackles (36 solo), a team and career-high eight sacks (35 yds.), two pass breakups, two fumble recoveries and one forced fumble. He started 10 consecutive games (gms. 3-12) for the Browns in his final year with the club. In Cleveland's season opener vs. Bal. (9/12), Ekuban recorded one tackle and five quarterback pressures, helping to limit Baltimore to only 88 yards rushing. At Dal. (9/19), he was used as a reserve and posted four tackles (3 solo) and a sack (7 yds.)

of quarterback Vinny Testaverde. Ekuban also forced a fumble, which he recovered, on Dallas running back Julius Jones in the first quarter. At NYG (9/26), Ekuban returned to the starting lineup and posted five tackles (4 solo) and a sack for the second consecutive game. Ekuban posted his second six-tackle game of the season vs. Phi. (10/24) and added his fourth sack of the year. At Bal. (11/7), Ekuban recorded a sack for the third consecutive contest and finished with five tackles. He also recovered a fumble by Ravens running back Jamal Lewis in the second quarter to set up a field goal. Ekuban's sixth sack of the year came vs. S.D. (12/19) with a 2-yard takedown of quarterback Drew Brees to force a punting situation. Ekuban wrapped up the season at Hou. (1/2) by matching a career high with two sacks (7 yds.) in a season-high seven-tackle (5 solo) game.

2003: Ekuban appeared in 15 regular-season games (14 starts) for Dallas, ranking third among Cowboys defensive linemen with 30 tackles (20 solo) along with posting 2.5 sacks (10 yds.), two pass breakups and two forced fumbles. He also was credited with 12 quarterback pressures while totaling a season-high

four tackles on three separate occasions. In Dallas' NFC Wild Card Playoff Game at Car. (1/3), he started and posted two tackles and one pass breakup against the eventual NFC Champions. Ekuban opened the regular season with one tackle vs. Atl. (9/7) in helping to hold the Falcons to a 3.3 yards-per-carry average. He led the Cowboys' defense with 1.5 sacks at NYG (9/15). Ekuban also posted two tackles and a forced fumble against the Giants. Ekuban posted a sack (3 yds.) at N.E. (11/16) while adding two tackles and a pass breakup against the Patriots. He matched a season high with four tackles vs. Car. (11/23). Ekuban returned to action at Was. (12/14) after not playing at Phi. (12/7), and he made one tackle and a pass breakup against the Redskins. He returned to the starting lineup vs. NYG (12/21) and matched a season high with four tackles.

2002: Ekuban rebounded from the back surgery that ended his 2001 campaign by establishing a career high with 43 tackles (25 solo) while adding one sack (0 yds.), two fumble recoveries, a forced fumble and 20 quarterback pressures in 16 games (15 starts) for Dallas. He returned to the playing field for the first time in nearly a calendar year at Hou. (9/8), starting against the Texans to record one tackle on his only sack of the year. He forced a fumble at Phi. (9/22) before recovering his second fumble of the year vs. NYG (10/6) in a three-tackle game. He tallied a season-high six tackles vs. Car. (10/13). He tied for the team lead among defensive linemen at Det. (11/3) with four tackles before straining his left quad in the third quarter, which forced him out of the game. He closed out the season with two tackles at Was. (12/29) along with a key play when he ran down Ladell Betts from behind on the goal line and forced him to fumble out of the end zone for a touchback.

2001: Ekuban started the Cowboys' season opener vs. T.B. (9/9) and made a tackle before a first-half injury forced him to miss the remainder of the season. He underwent a microscopic lumbar discectomy on Sept. 17 to repair a herniated disc and was deactivated for 12 games following the surgery. He returned to practice on a limited basis on Nov. 9 but suffered continued pain and was forced to take more time off. His season ended Dec. 21 when he was placed on injured reserve.

2000: Ekuban recorded a team-high 6.5 sacks (50 yds.) in 12 games (2 starts) while posting 25 tackles (15 solo) and tying for the Cowboys' team lead with two forced fumbles along with one fumble recovery. He moved from a starting role to a reserve capacity after starting Dallas' first two games. Ekuban recorded two tackles and was credited with a quarterback pressure in the season opener vs. Phi. (9/3), a game in which he started. At Ari. (9/10), he teamed with Leon Lett to register his first half-sack of the season with a takedown of quarterback Jake Plummer while also recording five tackles in helping limit the Cardinals to 3.0 yards per rush on 33 carries. He moved into a reserve capacity at Was. (9/18) and came off the bench to post two tackles, one sack (4 yds. -QB Brad Johnson) and a tackle for an 18-yard loss. He dislocated his right toe early in the game vs. S.F. (9/24) and was forced to miss the rest of that game and the next four contests. He returned to action at Phi. (11/5) and made two tackles. He added two stops vs. Cin. (11/12) and sacked quarterback Akili Smith for seven yards, forced a fumble on the takedown and recovered the fumble. Ekuban posted a sack and forced a fumble vs. Min. (11/23) on Thanksgiving Day. He recorded the first multiple-sack game of the year with two sacks (14 yds.) vs. Was. (12/10). He also saw action at tight end in goal-line situations against the Redskins. Against NYG (12/17), he sacked Kerry Collins (14 yds.) in a two-tackle performance.

1999: Selected by Dallas in the first round (11th overall) of the 1999 NFL Draft, Ekuban had an outstanding first season, earning all-rookie honors from *Pro Football Weekly* and *The Football News* after recording 33 tackles (19 solo) and 2.5 sacks (6 yds.) in 16 regular-season games (2 starts). Ekuban, who was used primarily as a pass rusher in certain situations, started the final two games of the year after Greg Ellis suffered a broken leg. He also started Dallas' NFC Wild Card Game at Min. (1/9) and made four tackles before suffering a sprained left knee in the second quarter that limited his effectiveness. He began his NFL career at Was. (9/12) with two quarterback pressures. The next week vs. Atl. (9/20), he showed his versatility by registering one tackle on defense while also seeing goal-line action at tight end, where he provided a key block that enabled Emmitt Smith to score the Cowboys' first touchdown. After Ellis suffered a broken leg vs. Phi. (12/12), Ekuban saw his role on the defense significantly increase. He posted 1.5 sacks (1 yd.), the first sacks of his career, against Philadelphia with takedowns of Donovan McNabb to mark the highest single-game sack total by a Dallas rookie since Russell Maryland recorded two sacks vs. Pit. (11/28/91). The following week vs. NYJ (12/19), he saw the most extensive action of his career and made five tackles. Ekuban recorded his first start at N.O. (12/24), leading Dallas with nine tackles and a sack (5 yds.) while battling Pro Bowl tackle Willie Roaf.

COLLEGE: Ekuban capped off his collegiate career at the University of North Carolina by being named a first-team All-American by *The Sporting News* while also earning All-Atlantic Coast Conference honors as a senior. Although it was his first season as a full-time starter, Ekuban posted 96 tackles and led the Tar Heels with seven sacks. He set a school record with 23 tackles-for-losses as a senior (Lawrence Taylor and William Fuller, both of whom had 22 tackles-for-losses, shared the previous record). As a junior playing in his first season at defensive end, Ekuban appeared in 10 regular-season games (2 starts). He was a tight end in his first two seasons at North Carolina, totaling six receptions for 66 yards with one score.

PERSONAL: Ekuban was dominant on the football field at Bladensburg High School in Bladensburg, Md., where he was a two-way standout as a tight end and defensive end. As a senior, Ekuban caught 28 passes for 546 yards (19.5 avg.) with five touchdowns while posting 76 tackles and 11 sacks. He was recognized by *The Sporting News* in its annual 'Good Guys of Professional Sports' in 2002. He has been active with the United Way, participating in the Cowboys' 1999 and 2002 Hometown Huddle events. Ekuban also has been a part of the NFL Flag Football Program at school assemblies. At North Carolina, he participated in the Carolina Outreach Community Service Program and also helped raise \$6,000 for juvenile diabetes research in 1998. He was

EKUBAN'S SACKS BY QUARTERBACK			
*denotes win (Ekuban's teams are 15-15 in games in which he records at least one half of a sack.)			
QB	Sacks	Dates	
Kerry Collins	3.5	1 vs. NYG, 12/17/00, 1.5 at NYG, 9/15/03*, 1 at Oak., 11/13/05*	
David Carr	3	2 at Hou., 1/2/05*, 1 at Hou., 9/8/02	
Donovan McNabb	2.5	1.5 vs. Phi., 12/12/99*, 1 vs. Phi., 10/24/04	
Drew Brees	2	1 vs. S.D., 12/19/04, 1 at S.D., 12/31/05	
Kyle Bolter	2	1 at Bal., 11/7/04, 1 vs. Bal. 12/11/05*	
Jeff George	2	vs. Was., 12/10/00*	
Tom Brady	1	at N.E., 11/16/03	
Marc Bulger	1	at Stl., 9/10/06	
Daunte Culpepper	1	vs. Min., 11/23/00	
Jake Delhomme	1	at N.O., 12/24/99	
Trent Green	1	vs. K.C., 9/26/05*	
Brad Johnson	1	at Was., 9/18/00*	
Matt Leinart	1	at Ari., 12/17/06*	
Steve McNair	1	vs. Bal., 10/9/06*	
Carson Palmer	2	vs. Cin., 10/17/04*, vs. Cin., 12/24/06*	
Philip Rivers	1	vs. S.D., 11/19/06	
Akili Smith	1	vs. Cin., 11/12/00*	
Vinny Testaverde	1	at Dal., 9/19/04	
Kurt Warner	1	at NYG, 9/26/04	
Damon Huard	0.5	vs. K.C., 9/17/06*	
Jake Plummer	0.5	at Ari., 9/10/00	
Alex Smith	0.5	vs. S.F., 12/31/06	

selected to the Dean's List as a senior in college and was named the winner of the Jim Tatum Award, given to the ACC's top student-athlete who plays football. He graduated from UNC with a bachelor's degree in exercise and sports science. He did not play football until his junior year of high school and moved to the United States from Ghana at age 7 when his father took a job working at the Ghana embassy in Washington, D.C. He recently launched his own Web site, www.theebline.com. Ebenezer Ekuban was born May 29, 1976, in Accra, Ghana, in Africa and is married to Karen. He resides in Southlake, Texas.

EKUBAN'S REGULAR SEASON RECORD

Year	Club	G	S	UT	A	TT	S-Yds.	I-Yds.	PD	FF	FR	TD-Int.	TD-FR	S	Pts.
1999	Dallas	16	2	19	14	33	2.5-6	0-0	0	0	0	0	0	0	0
2000	Dallas	12	2	15	10	25	6.5-50	0-0	0	2	1	0	0	0	0
2001	Dallas	1	1	1	0	1	0-0	0-0	0	0	0	0	0	0	0
2002	Dallas	16	15	25	18	43	1-0	0-0	0	1	2	0	0	0	0
2003	Dallas	15	14	20	10	30	2.5-10	0-0	2	2	0	0	0	0	0
2004	Cleveland	16	11	36	18	54	8-35	0-0	2	1	2	0	0	0	0
2005	Denver	16	4	28	13	41	4-21	0-0	2	0	1	0	0	0	0
2006	Denver	15	15	61	17	78	7-45.5	0-0	2	1	0	0	0	0	0
CAREER TOTALS		107	64	205	100	305	31.5-167.5	0-0	8	7	6	0	0	0	0
BRONCOS TOTALS		31	19	89	30	119	11-66.5	0-0	4	1	1	0	0	0	0

EKUBAN'S POSTSEASON RECORD

Year	Club	G	S	UT	A	TT	S-Yds.	I-Yds.	PD	FF	FR	TD-Int.	TD-FR	S	Pts.
1999	Dallas	1	1	3	1	4	0-0	0-0	0	0	0	0	0	0	0
2003	Dallas	1	1	1	1	2	0-0	0-0	1	0	0	0	0	0	0
2005	Denver	2	0	2	2	4	0-0	0-0	0	0	0	0	0	0	0
CAREER TOTALS		4	2	6	4	10	0-0	0-0	1	0	0	0	0	0	0
BRONCOS TOTALS		2	0	2	2	4	0-0	0-0	0	0	0	0	0	0	0

EKUBAN'S SINGLE GAME HIGHS


(Postseason in parentheses)

Sacks — 2, twice, last at Houston, 1/2/05 (none). **Sack yards** — 14, twice, last vs. N.Y. Giants, 12/17/00 (none). **Interceptions** — None (none). **Interception return yards** — None (none).

EKUBAN'S MULTIPLE SACK GAMES (4)

*denotes win (Ekuban's teams are 4-0 when he records more than one sack in a game.)

Date	Opponent	S-Yds.
12/12/99	vs. Philadelphia*	1.5-1
12/10/00	vs. Washington*	2-14
9/15/03	at N.Y. Giants*	1.5-7
1/2/05	at Houston*	2-7



JASON ELAM

5-II • 200 • 15TH YR. • HAWAII

BORN: March 8, 1970, in Ft. Walton Beach, Fla.

HIGH SCHOOL: Brookwood High School, Snellville, Ga.

ACQUIRED: Draft #3b (70th overall), 1993

NFL YEAR: 15th • **YEAR WITH BRONCOS:** 15th

NFL GAMES PLAYED/STARTED: 220/0 • **POSTSEASON:** 14/0

KICKER

ELAM AT A GLANCE:

- A 15th-year player whose career numbers rival the best kickers in NFL history and have propelled him to three Pro Bowl selections.
- Holds Broncos franchise records for career field goals (368), field goal attempts (459) and field goal percentage (.802) as well as extra points made (568), extra point attempts (571) and points scored (1,672).
- Enters 2007 ranked seventh in NFL history in career field goals, 11th in field goal attempts, seventh in extra points made, eighth in extra point attempts and ninth in points scored.
- Owns the top seven single-season marks in club history for field goals made and the top five single-season Broncos totals for field goal percentage, including a franchise-record .931 (27-of-29) mark in 2006.

1'S TROPHY CASE

Pro Bowl Selections (3) ...1995, '98, 2001

All-Pro (Second Team) .1995, '98, 2001

NFL Spec. Tms. Player of the Year ...2001

- Posted his 14th consecutive 100-point season in 2006 (115 pts.), the longest such streak in NFL history, and is tied with Morten Andersen and Gary Anderson for the most such seasons (14) in league annals.
- Reached the 1,600-point plateau in 2006 faster than any player in NFL history (211 games).
- Converted 371 consecutive extra-point attempts from 1993-2002 for the longest such streak in NFL history and owns the best extra-point percentage (.995) in league annals.
- Became the first player in NFL history to score at least 200 points against three teams with his success against San Diego (222 pts.), Oakland (215 pts.) and Kansas City (203 pts.).
- Made the second-most field goals (36) of at least 50 yards in NFL history.
- Scored at least one point in every game of his career (220), which is the second-longest scoring streak in NFL history (Morten Andersen—346 games).
- Notched his 300th career field goal in 2004 (vs. Car. 10/10) faster than any kicker in NFL history and is one of only 18 kickers in NFL history with 300 or more field goals (368 total).
- Tied a 28-year-old record for the longest field goal in NFL history by making a 63-yarder vs. Jac. (10/25/98), and his cleats from that game are displayed in the Pro Football Hall of Fame.
- Owns 20 career game-winning or game-tying field goals.
- Ranks fourth in the NFL in field-goal accuracy (.938) inside 40 yards since 1993.
- Ranks second all-time in Broncos history with 220 games played and is the longest-tenured player on Denver's current roster, having joined the team in 1993.
- Converted the second-longest field goal in Super Bowl history with a 51-yarder in Super Bowl XXXII (second to the 54-yarder Steve Christie of Buffalo made in Super Bowl XXVII).
- Named AFC Special Teams Player of the Week three times (1998, 1999 and 2004) and has earned one AFC Special Teams Player of the Month award (November 2001).
- Finished his career at the University of Hawaii with 79 field goals, just one shy of the NCAA record held by Jeff Jaeger (University of Washington).
- Selected by the Broncos in the third round (70th overall) of the 1993 NFL Draft.

CAREER TRANSACTIONS: Signed by Denver as a draft choice 7/12/93.



2006: In his 14th season with the Broncos, Elam moved into seventh place on the league's all-time field goals made list (368) and ninth on the league's all-time points scored list (1,672) as he compiled the most accurate season for a field goal kicker in team history. He connected on 27-of-29 field goal attempts (.931), setting a Denver single-season record for accuracy, along with all 34 extra-point attempts. He finished the season converting his last 17 field goal attempts. Elam's 115 points ranked ninth in the NFL, and he became the first kicker in league history to post at least 100 points in each of his first 14 seasons. Elam scored at least once in every game to extend his scoring streak to 220 games (every game of his career), marking the second-longest such streak in league history. He also in 2006 became the first player in NFL history to score at least 200 points against three teams (San Diego, Oakland and Kansas City). He accounted for all of the Broncos' points as he connected on 3-of-4 field goals, including a 39-yarder in overtime, in the home opener vs. K.C. (9/17). The game-winner against the Chiefs was the 20th game-winning or game-saving field goal of his career (fifth in overtime). He connected on both field goal attempts (43 and 44 yds.) on *Monday Night Football* vs. Bal. (10/9), overtaking Al Del Greco (347) for the ninth-most field goals made in league history. He connected on field goals of 51 and 22 yards in a 13-3 win on *Sunday Night Football* vs. Oak. (10/15). With Elam's first field goal against the Raiders, he overtook Al Del Greco (1,584) for 10th on the league all-time scoring list. He tied Eddie Murray for eighth in league history with 352 successful field goals as he hit his lone attempt vs. Ind. (10/29) in becoming the fastest in NFL history to reach the 1,600-point mark (211 games). In addition to connecting on both field goal attempts (37 and 41 yds.), he converted a fake field goal attempt by catching a flip from Jake Plummer and scampering for a 2-yard gain on *Sunday Night Football* vs. Sea. (12/3). He hit the 41-yarder on the next play against the Seahawks despite suffering a hamstring injury on the run. At Ari. (12/17), he moved into a tie with Fred Cox (455) for 12th in league history in field goal attempts and passed Nick Lowery (562) to move into seventh place in league history in extra points made by making three field goals. He hit a 24-yard field goal vs. Cin. (12/24), pushing him above the 100-point mark for an NFL-record 14th year in a row.

ELAM RANKS SECOND IN GAMES PLAYED BY A BRONCO

MOST GAMES PLAYED, BRONCOS HISTORY

Player	Pos.	Games	Years
1. John Elway	QB	234	1983-98
2. Jason Elam	K	220	1993-Pres.
3. Tom Jackson	LB	191	1973-86
4. Tom Nalen	C	189	1994-Pres.
5. Paul Howard	G	187	1973-86

ELAM TIES ONE OF FOOTBALL'S LONGEST-STANDING RECORDS

On Oct. 25, 1998, Jason Elam tied a 28-year-old NFL record by kicking a 63-yard field goal against the Jacksonville Jaguars at the end of the first half.

LONGEST FIELD GOALS IN NFL HISTORY

Player	Team	Opponent (Date)	Yds.
1. Jason Elam	Denver	vs. Jacksonville (10/25/98)	63
Tom Dempsey	New Orleans	vs. Detroit (11/8/70)	63
3. Matt Bryant	Tampa Bay	vs. Philadelphia (10/22/06)	62
4. Rob Bironas	Tennessee	vs. Indianapolis (12/3/06)	60
Morten Andersen	New Orleans	vs. Chicago (10/27/91)	60
Steve Cox	Cleveland	at Cincinnati (10/21/84)	60

2005: Elam continued to establish himself as one of the premier kickers in the league as he connected on 24-of-32 field goals (.750) and 43-of-44 extra points to total 115 points that ranked fifth in the AFC and ninth in the NFL among kickers. It was his 13th career 100-point season, a total that is the third highest in NFL history behind the 14 such seasons posted by Morten Andersen and Gary Anderson. In addition, Elam became the first player in NFL history to have 13 consecutive 100-point seasons. He also surpassed the 1,500-point plateau faster than any player in league history, doing so in just 197 games. Elam scored at least three points in every game in 2005 to extend his scoring streak to 204 games (every game of his career) for the second-longest such streak in league history. With his performance vs. N.E. (1/14) in an AFC Divisional Playoff Game, he became the franchise postseason leader in field goals (15) and points (84). Elam converted both field goals (50 and 34 yds.) and all three extra points against the Patriots to help end their NFL-record 10-game postseason winning streak. His 50-yard field goal in the second quarter against New England was his second-longest postseason field goal. In becoming Denver's all-time postseason leader in points and field goals against the Patriots, Elam moved ahead of Terrell Davis (74) and Rich Karlis (12) in those respective categories. In the AFC Championship Game vs. Pit. (1/22), he connected on both extra-point attempts and a 23-yard field goal. He opened the season connecting on his lone field goal attempt (28 yds.) and a PAT at Mia. (9/11). Elam converted both extra-point attempts and connected on field goals of 45 and 41 yards in the home opener vs. S.D. (9/18). The 41-yarder came with 5 seconds remaining in regulation and gave the Broncos a 20-17 win, marking the 18th game-winning field goal of his career. Elam connected on 3-of-4 field goals (30, 51 and 25 yds.) on *Monday Night Football* vs. K.C. (9/26). Playing against the Chiefs, he tied Tom Jackson (191) for second place on Denver's all-time career games played list. At Jac. (10/2), Elam converted 2-of-4 field-goal attempts and had one blocked. He overtook Pat Leahy (1,470) for 12th place on the NFL's all-time career points scored list in the game against the Jaguars. He hit all three PATs as his lone attempts in a win vs. Was. (10/9), becoming the 16th player in league history to total 500 career extra-point conversions. He set career highs in PAT attempts and conversions in a game by connecting on all seven extra-point attempts vs. Phi. (10/30). At Oak. (11/13), he reached the 1,500-point plateau faster than any player in league history as he eclipsed the milestone with an extra point in the second quarter against the Raiders in his 197th career game. He made field goals of 26 and 47 yards and connected on all three PATs despite suffering a strained left calf muscle during warmups before the game vs. NYJ (11/20). The muscle strain caused Elam to change his kicking motion to a run into the ball, a motion he used for the remainder of the season. He overtook Jim Breech (517) and Fred Cox (519) to move into sole possession of 14th place on the NFL's all-time extra points made list in the game against the Jets. He also overtook Chris Bahr (519) for 16th place on the NFL's all-time extra points attempted list against the Jets. On Thanksgiving Day at Dal. (11/24), Elam connected on his only field-goal attempt (24 yds.) in overtime as well as all three extra-point attempts. The overtime field goal was the 19th game-winning field goal of his career. He connected on field goals of 47 and 48 yards but missed an extra point vs. Bal. (12/11) in passing Steve Christie (336) for 10th place on the league's all-time list of field goals made. At Buf. (12/17), Elam connected on all four extra-point attempts to become the first player in NFL history to record at least 100 points in each of his first 13 seasons. He also kicked off 54 yards to start the game. He converted 3-of-4 field goals (29, 33 and 34 yds.) vs. Oak. (12/24) and missed wide right on a 52-yarder. During the game against the Raiders, Elam became only the fourth player in NFL history to register 200 or more career points against multiple teams (Raiders and Chargers), joining Morten Andersen, George Blanda and Lou Groza. He also passed Pat Leahy (426) for 16th place on the league's all-time list of field goals made and tied Matt Bahr (534) for 15th place on the league's all-time list of successful extra points in Denver's win against the Raiders.

2004: Elam connected on 29-of-34 field-goal attempts (.853) with a long of 52 yards for the Broncos. He accounted for 129 of Denver's 381 points in 2004 (87 pts. on field goals, 42 on extra points) for his 12th consecutive 100-point season (the longest streak in NFL history) and ranked second in scoring among NFL kickers in 2004. The AFC Special Teams Player of the Week for Wk. 4 (at T.B. 10/3), his 29 field goals tied for the second most in the NFL. With at least one point in each 2004 contest, Elam has scored in every game of his career (188), which marks the second-longest streak in NFL history (behind Morten Andersen). He also notched his 300th career field goal in 2004 (vs. Car. 10/10), becoming the fastest kicker in NFL history to reach that mark and one of only 16 kickers with 300 or more field goals. Additionally, he increased his career game-winning or game-tying kick total to 17 with three in 2004 (vs. K.C. 9/12, at T.B. 10/3 and vs. Mia. 12/12). Elam made a 33-yard field goal and all three of his extra-point attempts at Ind. (1/9) in Denver's AFC Wild Card Game.

ELAM AMONG THE LEADERS

NFL'S MOST ACCURATE KICKERS INSIDE 40 YARDS SINCE 1993

Player	Team	FG/FGA	Pct.
1. Jason Hanson	Detroit	221/230	.961
2. Matt Stover	Baltimore/Cleveland	253/266	.951
3. John Kasay	Carolina/Seattle	190/200	.950
4. Jason Elam	Denver	243/259	.938
5. Mike Vanderjagt	Dallas/Indianapolis	149/159	.937

He handled kickoff duties in the opening half of the Colts' game and was unsuccessful on an onside-kick attempt in the second quarter. Elam had a strong opening to the 2004 season vs. K.C. (9/12) by connecting on 43 and 45-yard field goals and all four extra points. He scored 10 points against the Chiefs, which tied for the top mark in the NFL for the opening weekend. His 45-yarder with 13:26 remaining in the fourth quarter against the Chiefs broke a 24-24 tie and proved to be the eventual game winner and his 15th career game-winning or game-tying kick. Elam helped Denver overcome a stingy defense at T.B. (10/3) by hitting 3-of-3 field goals that day to earn AFC Special Teams Player of the Week honors for the fourth time in his career. In addition to making a 50-yard field goal against the Buccaneers in the second quarter, he added a clutch fourth-quarter 23-yarder to secure a win that marked his 16th career game-winning or game-tying field goal. With two field goals (32 and 33 yds.) in the first quarter vs. Car. (10/10), Elam notched his 300th career field goal faster than any kicker in NFL history. He moved into a tie for 18th place (Fred Cox) on the NFL's all-time scoring list with a 33-yard field goal and four extra points at Oak. (10/17). At Cin. (10/25) on *Monday Night Football*, he moved past Fred Cox for 18th place all-time on the NFL's scoring list with a 29-yard field goal and an extra point. He drilled a 52-yard kick in the first quarter vs. Hou. (11/7), which marked his second conversion of longer than 50 yards on the year and his longest field goal all season. In snowy conditions vs. Oak. (11/28), he made 1-of-2 field goals. He connected on a 32-yard attempt in the second quarter against the Raiders, but a potential game-tying 43-yard field goal with less than a minute remaining in the fourth quarter was blocked, marking the first time since Nov. 5, 2001, at Oakland that one of his attempts had been blocked. Elam drilled a 50-yard field goal vs. Mia. (12/12) in the fourth quarter that proved to be the game winner to mark his 17th career game-winning or tying field goal in the fourth quarter and his third on the year. With a 27-yard field goal and two extra points at K.C. (12/19), he went above the 100-point mark for the 12th consecutive season for the longest such streak in NFL history. Including his 2004 numbers, he ranks third all-time in 100-point seasons. During Denver's visit to Kansas City, he kicked off for the first time in 2004 on an unsuccessful onside kick attempt late in the game. Elam took over sole possession of second place on the NFL's all-time consecutive scoring streak (187 games with at least one point) at Ten. (12/25), making 3-of-4 field goals and all four extra points against the Titans while passing Matt Bahr for 15th place on the NFL's all-time scoring list.

2003: Elam played all 16 regular-season games and converted 27-of-31 field goal attempts (.871) and all 39 extra-point attempts to account for 120 points, third most in the AFC (4th in NFL) among kickers. He finished the season ranked 19th on the NFL's all-time scoring list with 1,313 points after passing Jim Breech (1,246) vs. Pit. (10/12) and earned one AFC Special Teams Player of the Week honor (vs. Cle. 12/14) while tying for third in the AFC (5th in NFL) in field goals converted. He concluded the year trailing Baltimore's Matt Stover (1,362) by 49 points for 18th place on the league's scoring list. Elam made a 49-yard field goal but had a 46-yard attempt blocked in the third quarter of the Broncos' AFC Wild Card Game at Ind. (1/4). In the season opener at Cin. (9/7), he made all three field-goal attempts (51, 27, 39) and totaled 12 points to eclipse the 1,200-point plateau (1,205), doing so in fewer games than any player in NFL history (157 games). At K.C. (10/5), Elam connected on 3-of-4 field-goal attempts (48, 29, 21), missing a 53-yard try. The 53-yard attempt was his first miss of the year and ended his streak of 16 consecutive field goals made, which was the second-longest streak in franchise history, behind his own streak of 19 in 1997-98. A week later vs. Pit. (10/12), Elam made his first game-winning field goal of the season when he connected on a 47-yarder as time expired. With the field goal, he surpassed Jim Breech and moved into 19th place on the NFL's all-time scoring list with 1,249 points. After missing a 44-yard attempt vs. N.E. (11/3), he nailed a 43-yarder later in the game against the Patriots. He suffered an injury to his groin warming up on the sidelines before the second attempt and felt more pain on that kick as he did not return to the game after that point. After the Broncos' bye week, Elam converted 2-of-3 field goals (42, 22; missed from 29) and all four extra-point attempts vs. S.D. (11/16) despite being hampered by a strained groin. Punter Micah Knorr replaced Elam for the Broncos' final field-goal attempt of the game and converted from 27 yards. Elam did not attempt a field goal at Oak. (11/30), ending a fran-

ELAM AMONG THE LEADERS

MOST POINTS SCORED, NFL, 1993-2006

Player	Team	Points
1. Jason Elam	Denver	1,672
2. Matt Stover	Baltimore/Cleveland	1,542
3. John Carney	New Orleans/San Diego	1,452
4. Jason Hanson	Detroit	1,444
5. Morten Andersen	Atl./Min./K.C./NYG/N.O.	1,360

MOST FIELD GOALS MADE, NFL, 1993-2006

Player	Team	FGs
1. Matt Stover	Baltimore/Cleveland	371
2. Jason Elam	Denver	368
3. John Carney	New Orleans/San Diego	347
4. Jason Hanson	Detroit	335
5. John Kasay	Carolina/Seattle	295

ELAM FIRST IN CAREER PAT PERCENTAGE

NFL'S CAREER LEADERS IN PAT PERCENTAGE

Player	Team	XPM/XPA	Pct.	Years Played
1. Jason Elam	Denver	568/571	.995	1993-2006
2. Mike Vanderjagt	Dallas/Indianapolis	377/379	.995	1998-2006
3. Tommy Davis	San Francisco	348/350	.994	1959-1969
4. Matt Stover	Baltimore/Cleveland	491/494	.994	1991-2006
5. Jeff Wilkins	Stl./S.F./Phi.	470/473	.994	1994-2006

chise-record streak of 16 games converting a field goal. He added three field goals, including a 51-yarder, vs. Cle. (12/14) and became the fastest player in NFL history to reach 1,300 points (170 games) and the first player in NFL history to score more than 100 in each of his first 11 seasons. Elam's final two field goals came in the fourth quarter and overtime, giving him his 14th game-winning or game-saving field goal of his career and earning him AFC Special Teams Player of the Week honors. It marked the first time in Elam's career that he made field goals to send a game to overtime and then win the game in overtime. The overtime field goal was his sixth career "walk-off" field goal (4 OT, 2 at the end of regulation).

2002: Elam played all 16 games and converted 26-of-36 field-goal attempts (.722) and 42-of-43 (.977) extra-point attempts to account for a team-leading 120 points, marking his 10th consecutive season with 100 or more points. He also made one special-teams tackle. Elam ranked second in the AFC in scoring by kickers (7th in NFL); third in total scoring (8th in NFL); tied for second (T-7th in NFL) in field goals (26); tied for third (T-5th in NFL) in extra points (42); and his 55-yard field goal vs. Mia. (10/13) was the second longest in the NFL in 2002. One of Elam's few misses on the year, from 57 yards at Bal. (9/30), was returned 107 yards for a touchdown by Ravens cornerback Chris McAlister as time expired in the first half to mark the longest play in NFL history. Elam scored six points vs. S.D. (10/6) to reach the 1,100-point mark for his career in his 145th game, making him the second fastest to reach that plateau in NFL history behind former Boston Patriots kicker Gino Cappelletti (140 gms.). Elam tied his career high with five field goals (on five attempts) vs. Mia. (10/13), including a 55-yard kick with 45 seconds remaining in the game that temporarily gave the Broncos a 22-21 lead. He also tied a career high by scoring 16 points in the Miami contest, and it marked the first time he converted five field goals on five attempts (his two other five field-goal games came on six attempts). The Miami game also marked the first time in Elam's career that he converted two field goals of 50 or more yards in the same game, and his 55-yarder in the fourth quarter tied for the third longest of his career. Elam made all three field-goal attempts at K.C. (10/20), including the game-winner from 25 yards in overtime. It was his 11th career game-winning or game-saving field goal and his third in an overtime situation. He converted 30 consecutive field-goal attempts of 42 yards or closer, stretching back to 2001, before missing a 39-yard attempt at N.E. (10/27). Elam, who owns the NFL record for consecutive extra points (371), saw the streak end vs. Ind. (11/24).

2001: Elam—voted to his third Pro Bowl; named the NFL's 2001 Special Teams Player of the Year by the NFL Alumni; voted second-team All-NFL by the Associated Press, *College & Pro Football Newsweekly* and *Football News*; tabbed All-AFC by *Pro Football Weekly* and *Football News*—turned in the most consistent and productive season of his nine-year career, leading the NFL in field goals with a franchise-record-tying 31 while also tying for third in the league with 124 points. The AFC's Special Teams Player of the Month for November, Elam converted a franchise-record 86.1 percent of his field goals (31-of-36) and all 31 extra-point attempts to extend his NFL record for consecutive extra points to 344. Including his numbers from 2001, Elam has topped the 100-point mark in each of his nine pro seasons. Elam made 1-of-2 field goal attempts in the season opener vs. NYG (9/10) and converted all four extra-point attempts. He connected from 37 yards after missing by just inches to the left on a 65-yard attempt that would have broken the NFL record (63 yds.) he shares with Tom Dempsey. The attempt was the second longest of Elam's career (66-yard attempt vs. Sea., 12/10/95). He was perfect on three field-goal attempts (35, 31 and 49 yds.) at Ari. (9/23) and all three extra-point attempts for a then season-high 12 points. He was 2-for-2 on field goals vs. K.C. (10/7), hitting from 48 and 24 yards while continuing his perfect extra-point streak with two conversions. At Sea. (10/14), he made 3-of-3 extra-point attempts but did not attempt a field goal. Elam drilled his first 50-yard field goal of the season vs. N.E. (10/28) and converted all four point-after attempts in Denver's 31-20 win. Elam enjoyed a record-setting night at Oak. (11/5), hitting two field goals, including a 39-yarder that gave him his 1,000th career point to make him the 30th NFL player to reach that plateau as well as extend his franchise scoring record. He reached the milestone the fastest among all kickers on the list. The kick also accounted for the 20,000th point scored in the history of *Monday Night Football*. Elam finished the night hitting another field goal from 21 yards but had one blocked from 48. It was the only game of the season in which Elam did not attempt an extra point as the Broncos attempted a two-point conversion after each of their three touchdowns. Elam scored 14 points vs. S.D. (11/11) on the strength of a season-high four field goals, hitting from 25, 29, 26 and 33. He also registered his first special-teams tackle of the season against the Chargers. For the second time in three games, Elam scored a season-high 14 points at Dal. (11/22), hitting four field goals (24, 50, 46 and 28 yds.) and both extra-point opportunities. His successful 50-yarder made him 2-for-2 on field-goal attempts of 50 yards or longer in 2001. Elam was named AFC Special Teams Player of the Month for November when he led all NFL kickers with 38 points and 11 field goals. He converted 11-of-12 field-goal attempts (.917) during the month, including two from beyond 45 yards. Elam broke a string of 13 field goals without a miss at K.C. (12/16) but

ELAM TIED FOR FIRST IN CAREER 100-POINT SEASONS

By scoring 115 points in 2006, Jason Elam moved into a tie with Morten Andersen and Gary Anderson for the most 100-point seasons (14) in NFL history.

NFL'S CAREER LEADERS IN 100-POINT SEASONS

Player	Team	100-pt Seasons	Years Played
1. Jason Elam	Denver	14	1993-2006
Morten Andersen	Atl./Min./K.C./NYG/N.O.	14	1982-2004, '06
Gary Anderson	Ten./Min./S.F./Phi./Pit.	14	1982-2004
4. Adam Vinatieri	Indianapolis/New England	11	1996-2006
Nick Lowery	New York Jets/Kansas City	11	1980-1996

still hit 3-of-4, including a 49-yarder with 1:13 remaining in regulation to send the game to overtime. Though the Broncos lost in overtime, it marked the 10th time in his career he had kicked a game-saving or game-winning field goal in regulation or overtime and the second time he had sent a game to OT (vs. Oak. 11/22/99; Den. won in OT). Elam was perfect vs. Oak (12/30), connecting on three field goals (27, 25 and 42) and hitting both extra points to account for 11 of the Broncos' 23 points. Elam tied his career single-season high with his 31st field goal of the year in the season finale at Ind. (1/6), matching his mark from 1995. He had a chance to break his record but was wide left from 54 yards making him 2-for-3 from 50-59 yards on the season.

2000: Elam was 18-of-24 (.750) on field-goal attempts and 49-of-49 on extra-point attempts to account for 103 points on the season, 10th most in the AFC, despite missing three games. His 49 extra points were the most in the NFL and ranked second in franchise history behind his 58 in 1998. Elam successfully converted his only kick of the day in an AFC Wild Card Game at Bal. (12/31), making a 31-yard field goal in the second quarter. With his 51-yard field goal vs. Atl. (9/10), Elam improved to 23-of-37 (.621) from attempts 50 yards and beyond in his career (22-for-34, 64.7% from 50-59 and 1-for-3, 33.3% from 60+). Elam suffered fractures of two transverse process bones in his lower back (L2, L3 vertebrae) covering a kickoff return just before half-time of the Falcons' game and missed three games (at Oak. 9/17; vs. K.C. 9/24 and vs. N.E. 10/1). He began kicking again after the Chiefs game and returned to game action at S.D. (10/8), converting all three extra-point attempts. He experienced soreness in his back in the San Diego game and was still affected by it a week later vs. Cle. (10/15) when he was relieved of his kickoff duties. Elam still handled place-kicking chores and accounted for 14 of Denver's 44 points against the Browns by going 3-for-4 on field goals and 5-for-5 on PATs. With his three PAT attempts at NYJ (11/5), Elam passed Jim Turner (304) for most PAT attempts in franchise history. His game-winning 41-yard field goal vs. Oak. (11/13) marked the ninth time in his career he converted a game-winning or game-saving field goal in the fourth quarter or overtime. It was the first time in his career Elam kicked the winning field goal as time expired. He became the first Bronco to make 200 field goals in a career with his successful boot from 26 yards vs. S.D. (11/19). Elam's five extra points at N.O. (12/3) gave him an NFL record for consecutive extra points, breaking Norm Johnson's standard of 301 (Elam finished the season having made 313 consecutive PATs).

1999: Elam converted all 29 extra-point attempts and was 29-of-36 (.806) on field-goal attempts to account for 116 points on the season (T-5th in AFC/T-6th in NFL). He scored in all 16 games to run his career streak to 111 games, the longest in franchise history up to that point, and also made two tackles on special teams. The AFC's Special Teams Player of the Week for his performance at S.D. (11/7), Elam tied for sixth in the NFL in field goals (29). With his seven points vs. NYJ (10/3), he eclipsed Jim Turner (742 points; 1971-79) to become the all-time leading scorer in Broncos history. Elam's 26-yard field goal with 10:18 to play at Oak. (10/10) was the seventh game-winning field goal of his career, lifting Denver to a 16-13 win. Elam was 5-of-7 on field-goal attempts between 50 and 59 yards in 1999 to improve his career percentage from that range to 63.7 percent (21-33). He was successful from 50 yards at K.C. (9/19), 51 yards vs. NYJ (10/3), 55 yards at S.D. (11/7), 53 yards vs. Oak. (11/22) and 50 vs. S.D. (1/2) while missing from 53 vs. G.B. (10/17) and 59 at N.E. (10/24). The 55-yarder at San Diego was the third longest of his career and the longest since his NFL record-tying 63-yarder vs. Jacksonville the year before (10/25/98). The effort earned Elam AFC Special Teams Player of the Week honors for Week 9 as he made four field goals and scored 15 points in the game, his highest single-game totals for both categories since setting career highs with five field goals and 16 points at K.C. on 11/16/97. Elam matched the four field-goal effort vs. Oak. (11/22) on *Monday Night Football* with one of the most pressure-filled conversions of his career from 53 yards out with 7 seconds remaining to tie the score at 21 and send the game to overtime. It proved to be the eighth game-winning or game-saving field goal of his career as the Broncos went on to win 27-21 with Elam converting from 24, 30, 38 and 53 yards on a cold (26 degrees), snowy night. Elam became the Broncos' leader in field-goal attempts (previously Turner, 233) and extra points made (Turner, 283) vs. Sea. (12/19) and finished the season with 237 FG attempts and 288 PAT conversions.

1998: Elam turned in the finest all-around performance of his six-year NFL career as he was selected to his second Pro Bowl, named second-team All-NFL by the Associated Press and *College & Pro Football Newsweekly* and All-AFC by *Pro Football Weekly* and *Football News*. He carved out his place in NFL history Oct. 25 vs. Jacksonville when he tied the pro football record for the longest field goal in history, clearing the crossbar from 63 yards away as time expired in the first half to match the 28-year-old standard set by New Orleans' Tom Dempsey (vs. Det. 11/8/70). The kick shattered the previous club record of 57 yards by Fred Steinfort (vs. Was., 10/13/80) and the previous Mile High Stadium record of 58 yards by Cleveland's Steve Cox (12/4/83), earning

KICKERS WITH FIELD GOALS OF 50 OR MORE YARDS IN THREE CONSECUTIVE GAMES

Kicker	Team	Year(s)	Dates	Distances
Horst Mulhman	Cincinnati	1970	Oct. 4-Oct. 18	51, 50, 50
Tom Dempsey	Philadelphia	1971	Dec. 5-Dec. 19	52, 54, 50
Chris Bahr	L.A. Raiders	1981	Oct. 18-Nov. 1	51, 51, 51
Jason Elam	Denver	1996-97	Dec. 22, 1996-Sept. 7, 1997	51, 53, 51

Elam AFC Special Teams Player of the Week and Miller Lite NFL Player of the Week honors for the first time in his career. It was the fourth field goal of 60-or-more yards in NFL history with Cox (60 yds. vs. Cin., 10/21/84) and Morten Andersen (N.O., 60 yds. vs. Chi., 10/27/91) joining Elam and Dempsey in the 60-yard club. Elam enjoyed his finest season statistically in 1998, converting 23-of-27 field goal attempts for a career-best and franchise-record percentage of .852. He also made all 58 extra-point attempts for 127 total points while also making one tackle on a kickoff return. Elam tied for third in the AFC (T-5th in NFL) in scoring by kickers, and his 58 extra-point conversions ranked second in the NFL while also representing a team record for a single season (previous: 46 by Elam, 1996, '97). Elam made 6-of-8 field-goal attempts and all 11 extra-point attempts for a team-leading 29 points in three postseason contests to move into second place in all-time postseason scoring by a Bronco. He also moved into the club postseason lead in extra-point attempts (30) and second place in field goals made (9) and attempted (11). He made his only field-goal attempt (32 yards) and all five extra-point attempts to account for eight points in an AFC Divisional Playoff Game vs. Mia. (1/9). That effort, however, was overshadowed by what he did a week later in the AFC Championship Game vs. NYJ (1/17), tying a franchise record with three field goals (also accomplished by David Treadwell, vs. Cle. 1/14/90 and Rich Karlis, at Cle. 1/11/87) and drilling both extra-point attempts for 11 points on the day. Elam's 48-yarder tied for the third longest in franchise playoff history, matching Rich Karlis' vs. the N.Y. Giants in Super Bowl XXI (1/25/87). Elam had a busy day in Super Bowl XXXIII vs. Atl. (1/31), converting 2-of-4 field goal attempts and all four extra points for 10 points in the Broncos' 34-19 win. He was successful from 26 and 37 yards in the second and fourth quarters, respectively, and missed from 38 and 48 yards in the third quarter to mark the first two post-season misses of his career. During the regular season, he was 3-for-4 on kicks of 50 yards or longer with his successful boot from 53 yards in Week 1 vs. N.E. (9/7), his NFL-record-tying 63-yarder vs. Jacksonville, his 52-yarder at Mia. (12/21) and his miss from 55 yards vs. Sea. (12/27). The 53-yarder had been Elam's longest field goal since converting from the same distance in the 1997 season-opener vs. K.C. (8/31/97). Versus Dallas (9/13), he tied a franchise record that he already shared with four other players by converting six extra-point attempts. A week later at Oak. (9/20), his two field goals moved him past Rich Karlis (137) for second place on Denver's all-time field goal list, and he became the Broncos' all-time field goal leader at S.D. (11/29) with his 152nd (Jim Turner, 151), a 34-yard conversion in the fourth quarter. Elam's 13 points vs. Jac. (10/25) moved him past Karlis (655) for second on the all-time franchise scoring list, and he finished the year with 730 points. He strained his right hamstring in the second quarter vs. Phi. (10/4) and was unable to play in the second half. Elam practiced sparingly the following week but was able to play at Sea. (10/11), converting all three extra-point attempts. Elam set a franchise record for consecutive field goals made at K.C. (11/16) on *Monday Night Football*, converting his 14th in a row to top Rich Karlis' previous standard of 13 (1984-85), and he ran his streak to 19 consecutive before having a 37-yard attempt blocked vs. K.C. (12/6). His four extra points at S.D. (11/29) pushed his total to 47, besting his own previous franchise record of 46 achieved in 1996 and '97.

1997: Elam converted 26-of-36 field-goal attempts (.722), including three from beyond 50 yards (50, 51 and 53), and tied his own franchise record (1996) for extra points in a season by going a perfect 46-of-46 in that department. His 124 total points on the season ranked second in the AFC (4th in NFL), and his 46 extra points led the AFC (2nd in NFL). Elam's three field goals from beyond 50 yards in 1997 gave him 14 for his career (23 attempts) and a 60.9 percentage from that range. He also made one special-teams tackle on the year. In the postseason, Elam was perfect, converting all 15 extra-point attempts and both field goal attempts of 43 and 51 yards. His 51-yard field goal in Super Bowl XXXII vs. G.B. (1/25) was the second longest in Super Bowl history (54 yds., Steve Christie, Buf., SB XXVIII) as well as the longest in Broncos postseason history, and his 6-for-6 output on extra-point attempts vs. Jac. (12/27) in an AFC Wild Card Game also set a Broncos post-season record, topping the previous mark (5-of-5) held by Rich Karlis (vs. Cle., 1/17/88). Elam passed the 500-point plateau with his final extra-point attempt at Sea. (9/7), becoming only the third Bronco in history to do so and the fastest in terms of games played (66). He had a streak of three consecutive games with a field goal of 50+ yards snapped vs. Stl. (9/14), a streak that dated back to the 1996 season finale when he converted a

ELAM ETCHES NAME IN SUPER BOWL RECORD BOOK

Jason Elam's second-quarter 51-yard field goal in Super Bowl XXXII vs. Green Bay not only gave Denver a 17-7 lead but was the second-longest field goal in Super Bowl history, trailing only a 54-yarder by Buffalo's Steve Christie in Super Bowl XXVIII:

LONGEST FIELD GOALS IN SUPER BOWL HISTORY

Player	Team	Opponent (Date)	Distance
1. Steve Christie	Buffalo	vs. Dallas (1/30/94)	54
2. Jason Elam	Denver	vs. Green Bay (1/25/98)	51
3. John Kasay	Carolina	vs. New England (2/1/04)	50
Jeff Wilkins	St. Louis	vs. New England (2/3/02)	50

51-yarder at S.D. (12/22/96). In doing so, Elam became just the fourth kicker since the 1970 AFL-NFL merger to connect on field goals of 50 or more yards in three consecutive games. The others were Horst Muhlmann (1970), Tom Dempsey (1971) and Chris Bahr (1981). Elam was inactive vs. N.E. (10/6) because of groin and hip flexor injuries to his right leg suffered the previous week at Atl. (9/28). He missed most of that game after sustaining the injury on the kickoff following the Broncos' first touchdown. The New England game was the first missed by Elam in his five-year NFL career. With his first extra point at Oak. (10/19), Elam set a Broncos record for consecutive games scoring at least one point (70), surpassing Rich Karlis' team record set from 1984-88. He kicked the game-winning 33-yard field goal in overtime at Buf. (10/26), the second time in his career that Elam had won a game for the Broncos in overtime. The first was at K.C. (12/4/94). Elam tied his own franchise record with five field goals at K.C. (11/16), matching the standard achieved previously by himself (vs. Buf., 9/3/95), Rich Karlis (vs. Sea. 11/20/83) and Gene Mingo (vs. S.D., 10/6/63). In that game, he also tied his career high for field goal attempts in a game (6).

1996: Elam converted 21-of-28 field goal attempts (.750) and all 46 extra-point attempts to lead the Broncos with 109 points. Elam's 109 points figured eighth among AFC kickers and made him the first player in Broncos history to achieve four seasons with 100 or more points, having done so in each of his four professional seasons. He also was credited with one special-teams tackle on the season. In Denver's AFC Divisional Playoff Game vs. Jac. (1/4), he did not attempt a field goal and was 1-for-2 on point-after attempts, having his first try of the day blocked by the Jaguars' Clyde Simmons. A hip flexor injury, suffered when he was hit in the leg while following through on a kick at Sea. (9/8), hindered his performance during the middle of the season, but he still finished the year with impressive totals. Elam converted three field goals in a game on two separate occasions, doing so at Sea. (9/8) in a 30-20 Denver victory and at Oak. (11/4) in Denver's 22-21 *Monday Night Football*

ELAM'S 20 GAME-WINNING OR GAME-SAVING FIELD GOALS

Oct. 23, 1994: 54-yard FG with 10:02 remaining in the fourth quarter put Denver up 17-15. He added a 25-yarder with 4:07 left to help Denver to a 20-15 victory at San Diego.

Dec. 4, 1994: Booted a 34-yard FG with 2:48 remaining in overtime to give Denver a 20-17 victory at Kansas City.

Nov. 19, 1995: Kicked a 32-yard FG with :02 left to give Denver a 30-27 win over San Diego.

Dec. 24, 1995: Kicked a 37-yard FG with :48 remaining to give Denver a 31-28 victory at Oakland, knocking the Raiders out of the playoffs and enabling the Broncos to finish with a non-losing record (8-8).

Oct. 26, 1997: Kicked a 33-yard FG with 1:56 remaining in overtime to give Denver a 23-20 victory at Buffalo in one of the longest weekends of the franchise's history, as the team had to overcome a blizzard in Denver that almost prevented them from leaving town and a 20-0 fourth-quarter flurry by the Bills.

Nov. 2, 1997: Kicked a 22-yard FG with 7:28 remaining to give the Broncos a 30-27 victory over the Seattle Seahawks.

Oct. 10, 1999: Kicked a 26-yard FG with 10:18 remaining to give the Broncos a 16-13 victory over the Raiders in Oakland.

Nov. 22, 1999: Kicked a 53-yard FG with 0:07 remaining, in freezing, snowy weather, to tie the Raiders in a *Monday Night Football* game at Mile High Stadium, forcing overtime. The Broncos won in the extra period.

Nov. 13, 2000: Kicked a 41-yard FG as time expired to give Denver a 27-24 win over Oakland in the final *Monday Night Football* game at Mile High Stadium.

Dec. 16, 2001: Kicked a 49-yard FG with 1:13 remaining in regulation to tie Denver with Kansas City at Arrowhead Stadium. The Broncos lost in overtime.

Oct. 20, 2002: Kicked a 25-yard FG with 12:03 remaining in overtime to give Denver a 37-34 win over Kansas City at Arrowhead Stadium.

Dec. 1, 2002: Kicked a 24-yard FG with 1:39 remaining in regulation to tie Denver with San Diego (27-27) at Qualcomm Stadium. The Broncos lost in overtime.

Oct. 12, 2003: Kicked a 47-yard FG as time expired to give Denver a 17-14 home victory against Pittsburgh.

Dec. 14, 2003: Kicked a 25-yard FG in overtime giving the Broncos a 23-20 win over Cleveland at INVESCO Field at Mile High. He also kicked a 36-yard field goal with 0:06 left in regulation to tie the score at 20 and force overtime.

Sept. 12, 2004: Kicked a 45-yard FG with 13:21 remaining in regulation to give Denver a 27-24 lead over the Chiefs at INVESCO Field at Mile High. Denver added a touchdown later in the fourth quarter for a 34-24 win.

Oct. 3, 2004: Kicked a 23-yard FG with 9:03 remaining in regulation to break a 13-13 tie against Tampa Bay and propel Denver to a 16-13 win at Raymond James Stadium.

Dec. 12, 2004: Kicked a 50-yard FG with 2:50 remaining in regulation to break a 17-17 tie against Miami and give Denver a 20-17 win at INVESCO Field at Mile High.

Sept. 18, 2005: Kicked a 41-yard FG with 0:05 remaining in regulation to break a 17-17 tie against San Diego and propel Denver to a 20-17 win at INVESCO Field at Mile High.

Nov. 24, 2005: Kicked a 24-yard FG with 13:39 remaining in overtime to give Denver a 24-21 win over Dallas at Texas Stadium on Thanksgiving Day.

Sept. 17, 2006: Kicked a 39-yard FG with 9:50 left in overtime to give Denver a 9-6 win over Kansas City at INVESCO Field at Mile High. He also kicked a 22-yard field goal with 5:54 left in regulation to tie the score at 6 and force overtime.

LONGEST PAT STREAK IN NFL HISTORY

Jason Elam broke Norm Johnson's NFL record of 301 consecutive point-after attempts when he went 5-for-5 at New Orleans on Dec. 3, 2000. His streak of 371 ended in 2002 vs. Indianapolis (11/24/02). Below is a look at the top three PAT streaks in NFL history:

MOST CONSECUTIVE POINT-AFTER-TOUCHDOWN CONVERSIONS, NFL HISTORY

Player	Team(s)	PATs	Dates
1. Jason Elam	Denver	371	1993-2002
2. Jeff Wilkins	St. Louis	346	1999-2006
3. Matt Stover	Baltimore	322	1996-2006

win over the Raiders, its third of four consecutive wins over its arch-rival. Elam also tied the team record for most extra points in a game with six vs. Bal. (10/20) in a 45-34 Broncos win. He connected on his only 50+yard field goal of the 1996 season at S.D. (12/22) in the regular-season finale.

1995: Elam finished tied for third in the NFL in scoring (T-2nd among kickers) with 132 points and tied for second in field goals made with 31 as he was voted to his first Pro Bowl. The 132 points marked the second most by a Bronco in a single season, and the 31 field goals broke Elam's own record of 30 set in 1994. On the season, he was 31-for-38 (.816) on field-goal attempts and 39-for-39 on extra-point attempts. His breakthrough season also included second-team All-Pro honors from both the Associated Press and *College & Pro Football Newsweekly* as well as All-AFC honors from *Pro Football Weekly*. He also punted once for 17 yards and contributed two special-teams tackles. Elam set the tone for his stellar season in the opener vs. Buf. (9/3), tying a Broncos single-game record with five successful field goals in six attempts (22, 52, 20, 38, 37; missed from 38). Elam was 5-of-7 (.714) on field-goal attempts of 50 yards or longer—including one missed attempt of 66 yards vs. Sea. (12/10)—to improve his career numbers from that distance to 10-of-16 (.625). His 66-yard attempt was the second-longest kick ever attempted by a Bronco, trailing only the 73-yard attempt (also missed) by Fred Steinfort at N.E. (9/29/80), and was the longest ever attempted at Mile High Stadium. His five field goals of 50 yards or more tied a Broncos single-season record originally held by Fred Steinfort (5-for-8 in 1980). Elam's 56-yarder at Hou. (11/26) was the longest of his career and the second longest in franchise history behind Steinfort's 57-yarder vs. Was. (10/13/80). Elam made a franchise-record 13 consecutive field goals during the middle of the season, beginning with a 30-yarder at Sea. (10/1) and ending with a 35-yarder vs. S.D. (11/19). At Oak. (12/24), Elam scored 11 points, including the game-winning 37-yard field goal with 48 seconds remaining, in Denver's 31-28 win. It was the second time in 1995 that Elam had kicked a game-winning field goal in the final minute, following his 32-yard effort that beat the Chargers with 2 seconds left vs. S.D. (11/19). The San Diego game-winner was the third of Elam's career and his first in the final seconds of regulation.

1994: Elam matched his rookie total of 119 points scored (fourth on the Broncos' all-time single-season scoring list) and set a Broncos record for successful field goals in a season with 30 on 37 attempts (.811). He also was a perfect 29-for-29 on extra-point attempts, giving him a two-year accuracy total of .986 (70-of-71). His two-year field-goal percentage of .778 moved him into second on the Broncos' all-time career list just behind David Treadwell (.779 from 1989-92). His accuracy on kicks inside 40 yards was impeccable as he converted 22-of-22 kicks within that distance. Elam tied his NFL long and the fourth-longest kick in Broncos history with a 54-yard field goal at S.D. (10/23). He accounted for nine of the Broncos' 15 points in a 15-13 win vs. Cin. (11/27) by converting 3-of-5 attempts (34, 33 and 37 yds.). He also made three field goals at NYJ (9/11) and at Sea. (10/9). Elam had just one attempt blocked on the year, a 50-yarder vs. Atl. (11/20).

1993: Selected by the Broncos in the third round (70th overall) of the 1993 NFL Draft, Elam showed his leg strength on several long field goals during his rookie season. His 119 points (fourth-highest figure in Broncos history) placed fourth in the AFC (7th in NFL) while his 26 field goals tied for the fourth-highest total in team history. Elam was successful on 4-of-6 field-goal attempts longer than 50 yards. His 54-yarder vs. S.D. (9/12) was the fourth longest in team history. That came one week after he tied for the third-best single game performance at NYJ (9/5) in the season opener by converting 4-of-4 field-goal attempts.

COLLEGE: Elam was a superb combination kicker in college, setting virtually every school and conference scoring record at the University of Hawaii. He finished his career with 79 field goals, just one shy of the NCAA record held by Jeff Jaeger (80). Elam concluded his time at Hawaii holding the Western Athletic Conference scoring record with 395 points and made 30-of-43 field goals (.698) of 40 yards or more. Elam finished his collegiate career with a .790 field-goal percentage, connecting on 79-of-100 attempts with his longest being a 56-yarder. He went 157-of-160 on extra-point attempts (.981) during his Rainbow Warriors career. As a senior, Elam was selected first-team All-America (Kodak and *The Poor Man's Guide to the NFL Draft*) and was first-team All-WAC. He made 16-of-25 field goals (.640) and 44 extra points, finishing with 92 points in his final season. He also finished his collegiate career with a 43.5-yard average on 84 punts.

PERSONAL: Jason and his wife, Tamy, a former Broncos cheerleader, have two sons, Jason Jr., (9) and Joshua Matthew (3), and two daughters, Jordan Noel (8) and Julianna (5). The family resides in Parker, Colo. A communications major at Hawaii, Elam is a licensed commercial airplane pilot. Elam was first-team all-county and second-team all-state at Brookwood High School in Snellville, Ga., where he also lettered in swimming and track. Jason Elam was born March 8, 1970, in Fort Walton Beach, Fla.

ELAM'S REGULAR SEASON RECORD

Year	Club	G	FIELD GOALS							PATs			
			1-19	20-29	30-39	40-49	50-59	60+	TOTAL	Pct.	Md./Att.	Pct.	Pts.
1993	Denver	16	0/0	11/12	6/6	5/11	4/6	0/0	26/35	.743	41/42	.976	119
1994	Denver	16	0/0	11/11	11/11	7/12	1/3	0/0	30/37	.811	29/29	1.000	119
1995	Denver	16	0/0	7/9	14/15	5/7	5/6	0/1	31/38	.816	39/39	1.000	132
1996	Denver	16	2/2	8/8	4/5	6/10	1/3	0/0	21/28	.750	46/46	1.000	109
1997	Denver	15	0/0	10/11	10/12	3/8	3/5	0/0	26/36	.722	46/46	1.000	124
1998	Denver	16	0/0	3/3	13/14	4/6	2/3	1/1	23/27	.852	58/58	1.000	127
1999	Denver	16	1/1	8/8	7/8	8/11	5/7	0/1	29/36	.806	29/29	1.000	116
2000	Denver	13	0/0	7/7	6/7	4/9	1/1	0/0	18/24	.750	49/49	1.000	103
2001	Denver	16	0/0	11/11	8/8	10/13	2/3	0/1	31/36	.861	31/31	1.000	124
2002	Denver	16	1/1	9/9	7/9	5/11	4/6	0/0	26/36	.722	42/43	.977	120
2003	Denver	16	0/0	10/11	6/6	9/11	2/3	0/0	27/31	.871	39/39	1.000	120
2004	Denver	16	0/0	10/10	7/8	9/12	3/4	0/0	29/34	.853	42/42	1.000	129
2005	Denver	16	0/0	9/10	5/5	9/13	1/4	0/0	24/32	.750	43/44	.977	115
2006	Denver	16	0/0	10/10	10/10	6/8	1/1	0/0	27/29	.931	34/34	1.000	115
CAREER TOTALS		220	4/4	124/130	114/124	90/142	35/55	1/4	368/459	.802	568/571	.995	1,672

ADDITIONAL STATISTICS: Punted once for 17 yards vs. K.C., 10/22/95. Special teams tackles — 1995 (2), 1996 (1), 1997 (1), 1998 (1), 1999 (2), 2001 (1), 2002 (1), TOTAL (9). Rushed for 2 yards on a fake field-goal attempt vs. Sea. 12/3/06.

ELAM'S POSTSEASON RECORD

Year	Club	G	FIELD GOALS							PATs			
			1-19	20-29	30-39	40-49	50-59	60+	TOTAL	Pct.	Md./Att.	Pct.	Pts.
1993	Denver	1	0/0	0/0	1/1	0/0	0/0	0/0	1/1	1.000	3/3	1.000	6
1996	Denver	1	0/0	0/0	0/0	0/0	0/0	0/0	0/0	.000	1/2	.500	1
1997	Denver	4	0/0	0/0	0/0	1/1	1/1	0/0	2/2	1.000	15/15	1.000	21
1998	Denver	3	0/0	1/1	3/4	2/3	0/0	0/0	6/8	.750	11/11	1.000	29
2000	Denver	1	0/0	0/0	1/1	0/0	0/0	0/0	1/1	1.000	0/0	.000	3
2003	Denver	1	0/0	0/0	0/0	1/2	0/0	0/0	1/2	.500	1/1	1.000	4
2004	Denver	1	0/0	0/0	1/1	0/0	0/0	0/0	1/1	1.000	3/3	1.000	6
2005	Denver	2	0/0	1/1	1/1	0/0	1/1	0/0	3/3	1.000	5/5	1.000	14
CAREER TOTALS		14	0/0	2/2	7/8	4/6	2/2	0/0	15/18	.833	39/40	.975	84

ELAM'S SINGLE GAME HIGHS

(Postseason in parentheses)

Field goals made — 5, three times, last vs. Miami, 10/13/02 (3 vs. N.Y. Jets, 1/17/99). **Field goals attempted** — 6, twice, last at Kansas City, 11/16/97 (4 vs. Atlanta, 1/31/99). **Longest field goal made** — 63 (tied NFL record) vs. Jacksonville, 10/25/98 (51 vs. Green Bay, 1/25/98). **Longest field goal attempted** — 66 vs. Seattle, 12/10/95 (51 vs. Green Bay, 1/25/98). **Consecutive field goals made** — 19, 12/21/97-11/29/98 (8 1/9/94-1/31/99). **PATs made** — 7 vs. Philadelphia, 10/30/05 (6 vs. Jacksonville, 12/27/97). **PATs attempted** — 7 vs. Philadelphia, 10/30/05 (6 vs. Jacksonville, 12/27/97). **Consecutive PATs made** — 371 (NFL record), 11/21/93-11/17/02 (33 12/27/97-current); **Points scored** — 16, three times, last vs. Miami, 10/13/02 (11 vs. N.Y. Jets, 1/17/99). **Consecutive games with a field goal** — 16* at San Diego, 12/1/02 through vs. Chicago, 11/23/03. *-Franchise Record.

ELAM'S REGULAR SEASON FIELD GOALS BROKEN DOWN BY CATEGORY

KICKING SURFACES								
Year	Club	Home (Grass)	Home Pct.	Away Total	Away Pct.	Away Grass	Away Turf	Totals All Games
1993	Denver	11/16	.688	15/19	.789	10/13	5/6	26/35
1994	Denver	12/15	.800	18/22	.818	10/12	8/10	30/37
1995	Denver	17/20	.850	14/18	.778	9/10	5/8	31/38
1996	Denver	10/12	.833	11/16	.688	8/12	3/4	21/28
1997	Denver	12/14	.857	14/22	.636	8/14	6/8	26/36
1998	Denver	9/12	.750	14/15	.933	9/10	5/5	23/27
1999	Denver	14/20	.700	15/16	.938	13/14	2/2	29/36
2000	Denver	10/13	.769	8/11	.727	3/6	5/5	18/24
2001	Denver	16/17	.941	15/19	.789	5/6	10/13	31/36
2002	Denver	14/16	.875	12/20	.600	11/18	1/2	26/36
2003	Denver	12/15	.800	15/16	.938	12/13	3/3	27/31
2004	Denver	15/16	.938	14/18	.778	11/14	3/4	29/34
2005	Denver	12/16	.750	12/16	.750	8/11	4/5	24/32
2006	Denver	16/17	.941	11/12	.917	10/11	1/1	27/29
CAREER TOTALS		180/219	.822	188/240	.783	127/164	61/76	368/459

ELAM'S POSTSEASON FIELD GOALS BROKEN DOWN BY CATEGORY

KICKING SURFACES								
POSTSEASON		Home	Home	Away	Away	Away	Away	Totals
Year	Club	(Grass)	Pct.	Total	Pct.	Grass	Turf	All Games
1993	Denver	0/0	.000	1/1	1.000	1/1	0/0	1/1
1996	Denver	0/0	.000	0/0	.000	0/0	0/0	0/0
1997	Denver	0/0	.000	2/2	1.000	1/1	1/1	2/2
1998	Denver	4/4	1.000	2/4	.500	2/4	0/0	6/8
2000	Denver	0/0	.000	1/1	1.000	1/1	0/0	1/1
2003	Denver	0/0	.000	1/2	.500	0/0	1/2	1/2
2004	Denver	0/0	.000	1/1	1.000	0/0	1/1	1/1
2005	Denver	3/3	1.000	0/0	.000	0/0	0/0	3/3
CAREER TOTALS		7/7	1.000	8/11	.727	5/7	3/4	15/18

JASON ELAM'S CAREER GAME-BY-GAME

(victories asterisked)

1993 DENVER (9-7)													
FIELD GOALS										PATs			
Date	Opponent	P	10-19	20-29	30-39	40-49	50-59	60+	TOTAL	Pct.	Md./Att.	Pct.	Pts.
Sep 5	at N.Y. Jets*	P	0/0	1/1	1/1	2/2	0/0	0/0	4/4	1.000	2/2	1.000	14
Sep 12	vs. San Diego*	P	0/0	1/1	0/0	0/0	1/1	0/0	2/2	1.000	4/4	1.000	10
Sep 20	at Kansas City	P	0/0	0/0	0/0	0/0	0/0	0/0	0/0	1.000	1/1	1.000	1
Oct 3	vs. Indianapolis*	P	0/0	0/0	0/0	0/0	0/1	0/0	1/1	.000	5/5	1.000	5
Oct 10	at Green Bay	P	0/0	0/0	1/1	1/1	0/0	0/0	2/2	1.000	3/3	1.000	9
Oct 18	vs. Oakland	P	0/0	0/0	1/1	1/2	0/0	0/0	2/3	.667	2/2	1.000	8
Oct 31	vs. Seattle*	P	0/0	0/0	0/0	0/1	0/0	0/0	0/1	.000	4/4	1.000	4
Nov 7	at Cleveland*	P	0/0	1/1	1/1	0/0	0/0	0/0	2/2	1.000	3/3	1.000	9
Nov 14	vs. Minnesota	P	0/0	0/1	0/0	0/0	1/1	0/0	1/2	.500	2/3	.667	5
Nov 21	vs. Pittsburgh*	P	0/0	2/2	0/0	1/1	0/0	0/0	3/3	1.000	4/4	1.000	13
Nov 28	at Seattle*	P	0/0	1/1	0/0	0/1	0/0	0/0	1/2	.500	2/2	1.000	5
Dec 5	at San Diego	P	0/0	0/0	1/1	0/1	0/0	0/0	1/2	.500	1/1	1.000	4
Dec 12	vs. Kansas City*	P	0/0	0/0	1/1	0/0	1/1	0/0	2/2	1.000	3/3	1.000	9
Dec 18	at Chicago*	P	0/0	2/2	0/0	0/1	0/0	0/0	2/3	.667	1/1	1.000	7
Dec 26	vs. Tampa Bay	P	0/0	1/1	0/0	0/0	0/1	0/0	1/2	.500	1/1	1.000	4
Jan 2	at Oakland	P	0/0	2/2	0/0	0/1	1/1	0/0	3/4	.750	3/3	1.000	12
Regular Season Totals		16	0/0	11/12	6/6	5/11	4/6	0/0	26/33	.743	41/42	.976	119
Jan 9	at Oakland†	P	0/0	0/0	1/1	0/0	0/0	0/0	1/1	1.000	3/3	1.000	6
Postseason Totals		1	0/0	0/0	1/1	0/0	0/0	0/0	1/1	1.000	3/3	1.000	6

†AFC Wild Card Playoff Game

1994 DENVER (7-9)													
FIELD GOALS										PATs			
Date	Opponent	P	10-19	20-29	30-39	40-49	50-59	60+	TOTAL	Pct.	Md./Att.	Pct.	Pts.
Sep 4	vs. San Diego	P	0/0	1/1	0/0	1/1	0/0	0/0	2/2	1.000	4/4	1.000	10
Sep 11	at N.Y. Jets	P	0/0	2/2	0/0	1/1	0/0	0/0	3/3	1.000	1/1	1.000	10
Sep 18	vs. Oakland	P	0/0	0/0	0/0	1/1	0/0	0/0	1/1	1.000	1/1	1.000	4
Sep 26	at Buffalo	P	0/0	1/1	0/0	1/2	0/0	0/0	2/3	.667	2/2	1.000	8
Oct 9	at Seattle*	P	0/0	1/1	2/2	0/1	0/0	0/0	3/4	.750	1/1	1.000	10
Oct 17	vs. Kansas City	P	0/0	0/0	0/0	0/0	0/0	0/0	0/0	.000	4/4	1.000	4
Oct 23	at San Diego*	P	0/0	1/1	0/0	0/1	1/1	0/0	2/3	.667	2/2	1.000	8
Oct 30	vs. Cleveland*	P	0/0	1/1	1/1	0/0	0/0	0/0	2/2	1.000	2/2	1.000	8
Nov 6	at St. Louis	P	0/0	1/1	0/0	1/1	0/1	0/0	2/3	.667	1/1	1.000	7
Nov 13	vs. Seattle*	P	0/0	0/0	0/0	1/1	0/0	0/0	1/1	1.000	2/2	1.000	5
Nov 20	vs. Atlanta*	P	0/0	0/0	1/1	0/0	0/1	0/0	1/2	.500	3/3	1.000	6
Nov 27	vs. Cincinnati*	P	0/0	0/0	3/3	0/2	0/0	0/0	3/5	.600	0/0	1.000	9
Dec 4	at Kansas City*	P	0/0	0/0	2/2	0/0	0/0	0/0	2/2	1.000	2/2	1.000	8
Dec 11	at Oakland	P	0/0	2/2	0/0	0/0	0/0	0/0	2/2	1.000	1/1	1.000	7
Dec 17	at San Francisco	P	0/0	1/1	0/0	1/1	0/0	0/0	2/2	1.000	1/1	1.000	7
Dec 24	vs. New Orleans	P	0/0	0/0	2/2	0/0	0/0	0/0	2/2	1.000	2/2	1.000	8
Regular Season Totals		16	0/0	11/11	11/11	7/12	1/3	0/0	30/37	.811	29/29	1.000	119

1995 DENVER (8-8)													
FIELD GOALS										PATs			
Date	Opponent	P	10-19	20-29	30-39	40-49	50-59	60+	TOTAL	Pct.	Md./Att.	Pct.	Pts.
Sep 3	vs. Buffalo*	P	0/0	2/2	2/3	0/0	1/1	0/0	5/6	.833	1/1	1.000	16
Sep 10	at Dallas	P	0/0	0/0	0/0	0/0	0/0	0/0	0/0	.000	3/3	1.000	3
Sep 17	vs. Washington*	P	0/0	1/1	0/0	0/0	0/0	0/0	1/1	1.000	5/5	1.000	8
Sep 24	at San Diego	P	0/0	1/1	0/0	0/0	1/1	0/0	2/2	1.000	0/0	1.000	6
Oct 1	at Seattle	P	0/0	0/1	1/1	0/0	0/1	0/0	1/3	.333	1/1	1.000	4
Oct 8	at New England*	P	0/0	0/0	2/2	0/0	1/1	0/0	3/3	1.000	4/4	1.000	13
Oct 16	vs. Oakland*	P	0/0	0/0	4/4	0/0	0/0	0/0	4/4	1.000	1/1	1.000	13
Oct 22	vs. Kansas City	P	0/0	0/0	0/0	0/0	0/0	0/0	0/0	.000	1/1	1.000	1
Nov 5	vs. Arizona*	P	0/0	0/0	0/0	0/0	1/1	0/0	1/1	1.000	5/5	1.000	8
Nov 12	at Philadelphia	P	0/0	0/0	0/0	2/2	0/0	0/0	2/2	1.000	1/1	1.000	7
Nov 19	vs. San Diego*	P	0/0	1/1	2/2	0/1	0/0	0/0	3/4	.750	3/3	1.000	12
Nov 26	at Houston	P	0/0	0/0	1/1	0/1	1/1	0/0	2/3	.667	3/3	1.000	9
Dec 3	vs. Jacksonville*	P	0/0	0/0	1/1	0/0	0/0	0/0	1/1	1.000	4/4	1.000	7
Dec 10	vs. Seattle	P	0/0	1/1	0/0	1/1	0/0	0/1	2/3	.667	3/3	1.000	9
Dec 17	at Kansas City	P	0/0	0/0	0/0	1/1	0/0	0/0	1/1	1.000	2/2	1.000	5
Dec 24	at Oakland*	P	0/0	1/2	1/1	1/1	0/0	0/0	3/4	.750	2/2	1.000	11
Regular Season Totals		16	0/0	7/9	14/15	5/7	5/6	0/1	31/38	.816	39/39	1.000	132

1996 DENVER (13-3)													
FIELD GOALS										PATs			
Date	Opponent	P	10-19	20-29	30-39	40-49	50-59	60+	TOTAL	Pct.	Md./Att.	Pct.	Pts.
Sep 1	vs. N.Y. Jets*	P	0/0	1/1	0/0	0/0	0/0	0/0	1/1	1.000	4/4	1.000	7
Sep 8	at Seattle*	P	1/1	1/1	1/1	0/0	0/0	0/0	3/3	1.000	3/3	1.000	12
Sep 15	vs. Tampa Bay*	P	0/0	1/1	0/0	1/1	0/0	0/0	2/2	1.000	3/3	1.000	9
Sep 22	at Kansas City	P	0/0	0/0	0/1	0/0	0/1	0/0	0/2	.000	2/2	1.000	2
Sep 29	at Cincinnati*	P	0/0	0/0	0/0	0/0	0/0	0/0	0/0	.000	2/2	1.000	2
Oct 6	vs. San Diego*	P	0/0	0/0	0/0	0/0	0/0	0/0	0/0	.000	4/4	1.000	4
Oct 20	vs. Baltimore*	P	0/0	0/0	1/1	0/0	0/0	0/0	1/1	1.000	6/6	1.000	9
Oct 27	vs. Kansas City*	P	0/0	1/1	0/0	1/2	0/0	0/0	2/3	.667	4/4	1.000	10
Nov 4	at Oakland*	P	0/0	1/1	1/1	1/1	0/0	0/0	3/3	1.000	1/1	1.000	10
Nov 10	vs. Chicago*	P	0/0	1/1	0/0	0/0	0/0	0/0	1/1	1.000	2/2	1.000	5
Nov 17	at New England*	P	0/0	1/1	0/0	1/1	0/1	0/0	2/3	.667	4/4	1.000	10
Nov 24	at Minnesota*	P	0/0	0/0	0/0	0/1	0/0	0/0	0/1	.000	3/3	1.000	3
Dec 1	vs. Seattle*	P	1/1	0/0	0/0	1/1	0/0	0/0	2/2	1.000	4/4	1.000	10
Dec 8	at Green Bay	P	0/0	0/0	1/1	1/1	0/0	0/0	2/2	1.000	0/0	1.000	6
Dec 15	vs. Oakland*	P	0/0	1/1	0/0	0/1	0/0	0/0	1/2	.500	3/3	1.000	6
Dec 22	at San Diego	P	0/0	0/0	0/0	0/1	1/1	0/0	1/2	.500	1/1	1.000	4
Regular Season Totals		16	2/2	8/8	4/5	6/10	1/3	0/0	21/28	.750	46/46	1.000	109
Jan 4	vs. Jacksonville*	P	0/0	0/0	0/0	0/0	0/0	0/0	0/0	.000	1/2	.500	1
Postseason Totals		1	0/0	0/0	0/0	0/0	0/0	0/0	0/0	.000	1/2	.500	1

*AFC Divisional Playoff Game

1997 DENVER (12-4)			FIELD GOALS								PATs			
Date	Opponent	P	10-19	20-29	30-39	40-49	50-59	60+	TOTAL	Pct.	Md./Att.	Pct.	Pts.	
Aug 31	vs. Kansas City*	P	0/0	1/1	2/2	0/0	1/1	0/0	4/4	1.000	1/1	1.000	13	
Sep 7	at Seattle*	P	0/0	0/0	1/1	0/0	1/1	0/0	2/2	1.000	3/3	1.000	9	
Sep 14	vs. St. Louis*	P	0/0	0/0	0/0	0/1	0/0	0/0	0/1	.000	5/5	1.000	5	
Sep 21	vs. Cincinnati*	P	0/0	1/1	0/0	0/0	0/0	0/0	1/1	1.000	5/5	1.000	8	
Sep 28	at Atlanta*	P	0/0	0/0	0/0	0/0	0/0	0/0	0/0	.000	1/1	1.000	1	
Oct 6	vs. New England*	INACTIVE (GROIN/HIP FLEXOR)												
Oct 19	at Oakland	P	0/0	0/0	0/0	1/3	0/0	0/0	1/3	.333	2/2	1.000	5	
Oct 26	at Buffalo*	P	0/0	2/2	1/2	0/0	0/0	0/0	3/4	.750	2/2	1.000	11	
Nov 2	vs. Seattle*	P	0/0	2/2	0/0	1/1	0/0	0/0	3/3	1.000	3/3	1.000	12	
Nov 9	vs. Carolina*	P	0/0	1/1	0/0	0/1	1/1	0/0	2/3	.667	4/4	1.000	10	
Nov 16	at Kansas City	P	0/0	2/2	3/3	0/0	0/1	0/0	5/6	.833	1/1	1.000	16	
Nov 24	vs. Oakland*	P	0/0	0/0	1/1	0/0	0/0	0/0	1/1	1.000	4/4	1.000	7	
Nov 30	at San Diego*	P	0/0	0/0	1/2	0/0	0/0	0/0	1/2	.500	5/5	1.000	8	
Dec 7	at Pittsburgh	P	0/0	0/0	1/1	0/0	0/1	0/0	1/2	.500	3/3	1.000	6	
Dec 15	at San Francisco	P	0/0	0/1	0/0	1/2	0/0	0/0	1/3	.333	2/2	1.000	5	
Dec 21	vs. San Diego*	P	0/0	1/1	0/0	0/0	0/0	0/0	1/1	1.000	5/5	1.000	8	
Regular Season Totals			15	0/0	10/11	10/12	3/8	3/5	0/0	26/36	.722	46/46	1.000	124
Dec 27	vs. Jacksonville†	P	0/0	0/0	0/0	0/0	0/0	0/0	0/0	1.000	6/6	1.000	6	
Jan 4	at Kansas City* &	P	0/0	0/0	0/0	0/0	0/0	0/0	0/0	.000	2/2	1.000	2	
Jan 11	at Pittsburgh* #	P	0/0	0/0	0/0	1/1	0/0	0/0	1/1	1.000	3/3	1.000	6	
Jan 25	vs. Green Bay \$	P	0/0	0/0	0/0	0/0	1/1	0/0	1/1	1.000	4/4	1.000	7	
Postseason Totals			4	0/0	0/0	0/0	1/1	1/1	0/0	2/2	1.000	15/15	1.000	21

2000 DENVER (11-5)														
FIELD GOALS										PATs				
Date	Opponent	P	10-19	20-29	30-39	40-49	50-59	60+	TOTAL	Pct.	Md./Att.	Pct.	Pts.	
Sep 4	at St. Louis	P	0/0	0/0	3/3	0/0	0/0	0/0	3/3	1.000	3/3	1.000	12	
Sep 10	vs. Atlanta*	P	0/0	1/1	0/0	0/0	1/1	0/0	2/2	1.000	4/4	1.000	10	
Sep 17	at Oakland*					INACTIVE—LOWER BACK								
Sep 24	vs. Kansas City					INACTIVE—LOWER BACK								
Oct 1	vs. New England					INACTIVE—LOWER BACK								
Oct 8	at San Diego*	P	0/0	0/0	0/0	0/0	0/0	0/0	0/0	.000	3/3	1.000	3	
Oct 15	vs. Cleveland*	P	0/0	1/1	0/0	2/3	0/0	0/0	3/4	.750	5/5	1.000	14	
Oct 22	at Cincinnati	P	0/0	0/0	0/0	0/2	0/0	0/0	0/2	.000	3/3	1.000	3	
Nov 5	at N.Y. Jets*	P	0/0	1/1	1/1	1/1	0/0	0/0	3/3	1.000	3/3	1.000	12	
Nov 13	vs. Oakland*	P	0/0	1/1	0/0	1/1	0/0	0/0	2/2	1.000	3/3	1.000	9	
Nov 19	vs. San Diego*	P	0/0	1/1	0/0	0/1	0/0	0/0	1/2	.500	5/5	1.000	8	
Nov 26	at Seattle*	P	0/0	0/0	1/1	0/0	0/0	0/0	1/1	1.000	5/5	1.000	8	
Dec 3	at New Orleans*	P	0/0	1/1	0/0	0/0	0/0	0/0	1/1	1.000	5/5	1.000	8	
Dec 10	vs. Seattle*	P	0/0	0/0	1/1	0/0	0/0	0/0	1/1	1.000	4/4	1.000	7	
Dec 17	at Kansas City	P	0/0	0/0	0/1	0/0	0/0	0/0	0/1	.000	1/1	1.000	1	
Dec 23	vs. San Francisco*	P	0/0	1/1	0/0	0/1	0/0	0/0	1/2	.500	5/5	1.000	8	
Regular Season Totals			13	0/0	7/7	6/7	4/9	1/1	0/0	18/24	.750	49/49	1.000	103
Dec 31	at Baltimore†	P	0/0	0/0	1/1	0/0	0/0	0/0	1/1	1.000	0/0	.000	3	
Postseason Totals			1	0/0	0/0	1/1	0/0	0/0	0/0	1/1	1.000	0/0	.000	3
†AFC Wild Card Playoff Game														

†AFC Wild Card Playoff Game

2001 DENVER (8-8)														
FIELD GOALS										PATs				
Date	Opponent	P	10-19	20-29	30-39	40-49	50-59	60+	TOTAL	Pct.	Md./Att.	Pct.	Pts.	
Sep 10	vs. N.Y. Giants*	P	0/0	0/0	1/1	0/0	0/0	0/1	1/2	.500	4/4	1.000	7	
Sep 23	at Arizona*	P	0/0	0/0	2/2	1/1	0/0	0/0	3/3	1.000	3/3	1.000	12	
Sep 30	vs. Baltimore*	P	0/0	0/0	0/0	2/2	0/0	0/0	2/2	1.000	1/1	1.000	7	
Oct 7	vs. Kansas City*	P	0/0	1/1	0/0	1/1	0/0	0/0	2/2	1.000	2/2	1.000	8	
Oct 14	at Seattle	P	0/0	0/0	0/0	0/0	0/0	0/0	0/0	.000	3/3	1.000	3	
Oct 21	at San Diego	P	0/0	0/0	0/0	1/2	0/0	0/0	1/2	.500	1/1	1.000	4	
Oct 28	vs. New England*	P	0/0	0/0	0/0	0/0	1/1	0/1	1/1	1.000	4/4	1.000	7	
Nov 5	at Oakland	P	0/0	1/1	1/1	0/1	0/0	0/0	2/3	.667	0/0	1.000	6	
Nov 11	vs. San Diego*	P	0/0	3/3	1/1	0/0	0/0	0/0	4/4	1.000	2/2	1.000	14	
Nov 18	vs. Washington	P	0/0	0/0	1/1	0/0	0/0	0/0	1/1	1.000	1/1	1.000	4	
Nov 22	at Dallas*	P	0/0	2/2	0/0	1/1	1/1	0/0	4/4	1.000	2/2	1.000	14	
Dec 2	at Miami	P	0/0	0/0	0/0	1/1	0/0	0/0	1/1	1.000	1/1	1.000	4	
Dec 9	vs. Seattle*	P	0/0	1/1	0/0	1/1	0/0	0/0	2/2	1.000	2/2	1.000	8	
Dec 16	at Kansas City	P	0/0	0/0	2/2	1/2	0/0	0/0	3/4	.750	2/2	1.000	11	
Dec 30	vs. Oakland*	P	0/0	2/2	0/0	1/1	0/0	0/0	3/3	1.000	2/2	1.000	11	
Jan 6	at Indianapolis	P	0/0	1/1	0/0	0/0	0/1	0/0	1/2	.500	1/1	1.000	4	
Regular Season Totals			16	0/0	11/11	8/8	10/13	2/3	0/1	31/36	.861	31/31	1.000	124

2002 DENVER (9-7)			FIELD GOALS								PATs			
Date	Opponent	P	10-19	20-29	30-39	40-49	50-59	60+	TOTAL	Pct.	Md./Att.	Pct.	Pts.	
Sep 8	vs. St. Louis*	P	0/0	0/0	2/2	1/1	0/0	0/0	3/3	1.000	2/2	1.000	11	
Sep 15	at San Francisco*	P	0/0	1/1	0/0	0/0	0/0	0/0	1/1	1.000	3/3	1.000	6	
Sep 22	vs. Buffalo*	P	0/0	0/0	0/0	0/1	0/0	0/0	0/1	.000	4/4	1.000	4	
Sep 30	at Baltimore	P	0/0	0/0	0/0	1/2	0/1	0/0	1/3	.333	2/2	1.000	5	
Oct 6	vs. San Diego*	P	0/0	0/0	1/1	0/1	0/0	0/0	1/2	.500	3/3	1.000	6	
Oct 13	vs. Miami	P	0/0	1/1	1/1	1/1	2/2	0/0	5/5	1.000	1/1	1.000	16	
Oct 20	at Kansas City*	P	0/0	1/1	2/2	0/0	0/0	0/0	3/3	1.000	4/4	1.000	13	
Oct 27	at New England*	P	1/1	0/0	0/1	0/1	0/0	0/0	1/3	.333	3/3	1.000	6	
Nov 11	vs. Oakland*	P	0/0	1/1	0/0	0/0	0/0	0/0	1/1	1.000	1/1	1.000	4	
Nov 17	at Seattle*	P	0/0	0/0	0/0	1/2	0/0	0/0	1/2	.500	4/4	1.000	7	
Nov 24	vs. Indianapolis	P	0/0	0/0	0/0	0/0	0/0	0/0	0/0	.000	2/3	.667	2	
Dec 1	at San Diego	P	0/0	1/1	0/0	0/0	1/2	0/0	2/3	.667	3/3	1.000	9	
Dec 8	at New York Jets	P	0/0	2/2	0/1	0/1	0/0	0/0	2/4	.500	1/1	1.000	7	
Dec 15	vs. Kansas City*	P	0/0	0/0	1/1	0/0	0/0	0/0	1/1	1.000	4/4	1.000	7	
Dec 22	at Oakland*	P	0/0	1/1	0/0	0/0	0/0	0/0	1/1	1.000	1/1	1.000	4	
Dec 29	vs. Arizona*	P	0/0	1/1	0/0	1/1	1/1	0/0	3/3	1.000	4/4	1.000	13	
Regular Season Totals			16	1/1	9/9	7/9	5/11	4/6	0/0	26/36	.722	42/43	.977	12

2003 DENVER (10-6)													
FIELD GOALS										PATs			
Date	Opponent	P	10-19	20-29	30-39	40-49	50-59	60+	TOTAL	Pct.	Md./Att.	Pct.	Pts.
Sep 7	at Cincinnati*	P	0/0	1/1	1/1	0/0	1/1	0/0	3/3	1.000	3/3	1.000	12
Sep 14	at San Diego*	P	0/0	0/0	2/2	1/1	0/0	0/0	3/3	1.000	4/4	1.000	13
Sep 22	vs. Oakland*	P	0/0	1/1	0/0	0/0	0/0	0/0	1/1	1.000	4/4	1.000	7
Sep 28	vs. Detroit*	P	0/0	0/0	1/1	1/1	0/0	0/0	2/2	1.000	2/2	1.000	8
Oct 5	at Kansas City	P	0/0	2/2	0/0	1/1	0/1	0/0	3/4	.750	2/2	1.000	11
Oct 12	vs. Pittsburgh*	P	0/0	0/0	0/0	1/1	0/0	0/0	1/1	1.000	2/2	1.000	5
Oct 19	at Minnesota	P	0/0	0/0	0/0	2/2	0/0	0/0	2/2	1.000	2/2	1.000	8
Oct 26	at Baltimore	P	0/0	2/2	0/0	0/0	0/0	0/0	2/2	1.000	0/0	.000	6
Nov 3	vs. New England	P	0/0	0/0	0/0	1/2	0/0	0/0	1/2	.500	1/1	1.000	4
Nov 16	vs. San Diego*	P	0/0	1/2	0/0	1/1	0/0	0/0	2/3	.667	4/4	1.000	10
Nov 23	vs. Chicago*	P	0/0	1/1	0/0	0/1	0/0	0/0	1/2	.500	1/1	1.000	4
Nov 30	at Oakland*	P	0/0	0/0	0/0	0/0	0/0	0/0	0/0	.000	2/2	1.000	2
Dec 7	vs. Kansas City*	P	0/0	0/0	0/0	1/1	0/0	0/0	1/1	1.000	6/6	1.000	9
Dec 14	vs. Cleveland*	P	0/0	1/1	1/1	0/0	1/1	0/0	3/3	1.000	2/2	1.000	11
Dec 21	at Indianapolis*	P	0/0	1/1	0/0	0/0	0/0	0/0	1/1	1.000	4/4	1.000	7
Dec 28	at Green Bay	P	0/0	0/0	1/1	0/0	0/0	0/0	1/1	1.000	0/0	.000	3
Regular Season Totals		16	0/0	10/11	6/6	9/11	2/3	0/0	27/31	.871	39/39	1.000	120
Jan 4	at Indianapolis†	P	0/0	0/0	0/0	1/2	0/0	0/0	1/2	.500	1/1	1.000	4
Postseason Totals		1	0/0	0/0	0/0	1/2	0/0	0/0	1/2	.500	1/1	1.000	4
†AFC Wild Card Playoff Game													

†AFC Wild Card Playoff Game

2004 DENVER (10-6)										FIELD GOALS					PATs		
Date	Opponent	P	10-19	20-29	30-39	40-49	50-59	60+	TOTAL	Pct.	Md./Att.	Pct.	Pts.				
Sep 12	vs. Kansas City*	P	0/0	0/0	0/0	2/2	0/0	0/0	2/2	1.000	4/4	1.000	10				
Sep 19	at Jacksonville	P	0/0	1/1	0/0	1/1	0/1	0/0	2/3	.667	0/0	.000	6				
Sep 26	vs. San Diego*	P	0/0	2/2	0/0	1/1	0/0	0/0	3/3	1.000	2/2	1.000	11				
Oct 3	at Tampa Bay*	P	0/0	1/1	0/0	1/1	1/1	0/0	3/3	1.000	1/1	1.000	10				
Oct 10	vs. Carolina*	P	0/0	0/0	2/2	0/0	0/0	0/0	2/2	1.000	2/2	1.000	8				
Oct 17	at Oakland*	P	0/0	0/0	1/1	0/0	0/0	0/0	1/1	1.000	4/4	1.000	7				
Oct 25	at Cincinnati	P	0/0	1/1	0/0	0/1	0/0	0/0	1/2	.500	1/1	1.000	4				
Oct 31	vs. Atlanta	P	0/0	0/0	0/0	0/0	0/0	0/0	0/0	.000	4/4	1.000	4				
Nov 7	vs. Houston*	P	0/0	0/0	0/0	0/0	1/1	0/0	1/1	1.000	4/4	1.000	7				
Nov 21	at New Orleans*	P	0/0	0/0	1/1	1/1	0/0	0/0	2/2	1.000	4/4	1.000	10				
Nov 28	vs. Oakland	P	0/0	0/0	1/1	0/1	0/0	0/0	1/2	.500	3/3	1.000	6				
Dec 5	at San Diego	P	0/0	0/0	1/1	0/1	0/0	0/0	1/2	.500	2/2	1.000	5				
Dec 12	vs. Miami*	P	0/0	1/1	0/0	0/0	1/1	0/0	2/2	1.000	2/2	1.000	8				
Dec 19	at Kansas City	P	0/0	1/1	0/0	0/0	0/0	0/0	1/1	1.000	2/2	1.000	5				
Dec 25	at Tennessee*	P	0/0	2/2	1/2	0/0	0/0	0/0	3/4	.750	4/4	1.000	13				
Jan 2	vs. Indianapolis*	P	0/0	1/1	0/0	3/3	0/0	0/0	4/4	1.000	3/3	1.000	15				
Regular Season Totals			16	0/0	10/10	7/8	9/12	3/4	0/0	29/34	.853	42/42	1.000	129			
Jan 9 at Indianapolis†			P	0/0	0/0	1/1	0/0	0/0	0/0	1/1	1.000	3/3	1.000	6			
Postseason Totals			1	0/0	0/0	1/1	0/0	0/0	0/0	1/1	1.000	3/3	1.000	6			

JASON ELAM VS. THE NFL

Regular Season Only

			FIELD GOALS							PATs		
	Gms.	1-19	20-29	30-39	40-49	50-59	60+	Total	Pct.	Md./Att.	Pct.	Pts.
Denver	0	0/0	0/0	0/0	0/0	0/0	0/0	0/0	.000	0/0	.000	0
Kansas City	27	0/0	13/13	18/21	11/15	4/7	0/0	46/56	.821	65/65	1.000	203
Oakland	27	0/0	22/23	19/19	9/16	3/4	0/0	53/62	.855	56/56	1.000	215
San Diego	28	0/0	16/18	15/16	10/18	7/10	0/0	48/62	.774	78/78	1.000	222
AFC West	82	0/0	51/54	52/56	30/49	14/21	0/0	147/180	.817	199/199	1.000	640
Buffalo	5	0/0	5/5	3/5	1/3	1/1	0/0	10/14	.714	13/13	1.000	43
Miami	6	0/0	3/3	1/1	3/6	4/4	0/0	11/14	.786	9/9	1.000	42
New England	9	1/1	3/3	3/4	4/6	3/5	0/0	14/19	.734	27/27	1.000	69
N.Y. Jets	7	0/0	9/9	2/3	5/6	1/1	0/0	17/19	.895	15/15	1.000	66
AFC East	27	1/1	20/20	9/13	13/21	9/11	0/0	52/66	.788	64/64	1.000	220
Baltimore	6	0/0	2/2	1/1	7/8	0/1	0/0	10/12	.833	10/11	.909	40
Cincinnati	8	0/0	4/4	6/6	0/5	1/1	0/0	11/16	.688	20/20	1.000	53
Cleveland	5	0/0	4/4	4/4	2/4	1/1	0/0	11/13	.846	14/14	1.000	47
Pittsburgh	4	0/0	2/2	2/2	2/2	0/1	0/0	6/7	.857	13/13	1.000	31
AFC North	23	0/0	12/12	13/13	11/19	2/4	0/0	38/48	.792	57/58	.983	171
Houston	1	0/0	0/0	0/0	0/0	1/1	0/0	1/1	1.000	4/4	1.000	7
Indianapolis	6	0/0	3/3	0/0	4/4	0/2	0/0	7/9	.777	19/20	.950	40
Jacksonville	5	0/0	1/1	4/4	3/5	0/1	1/1	9/12	.750	13/13	1.000	40
Tennessee/Houston	2	0/0	2/2	2/3	0/1	1/1	0/0	5/7	.714	7/7	1.000	22
AFC South	14	0/0	6/6	6/7	7/10	2/5	1/1	22/29	.759	43/44	.977	109
AFC Totals	146	1/1	89/92	80/89	61/99	27/41	1/1	259/323	.802	362/364	.995	1,140
Arizona	4	0/0	2/2	4/4	2/2	2/2	0/0	10/10	1.000	16/16	1.000	46
St. Louis	5	0/0	1/1	5/5	3/4	0/1	0/0	9/11	.818	12/12	1.000	39
San Francisco	5	0/0	6/7	0/0	2/4	0/0	0/0	8/11	.727	13/13	1.000	37
Seattle	20	2/2	9/10	9/9	8/14	1/3	0/2	29/40	.725	58/58	1.000	145
NFC West	34	2/2	18/20	18/18	15/24	3/6	0/2	56/72	.777	99/99	1.000	267
Dallas	4	0/0	3/3	0/0	1/1	1/1	0/0	5/5	1.000	14/14	1.000	29
N.Y. Giants	3	0/0	2/2	3/3	2/3	0/0	0/1	7/9	.778	7/7	1.000	28
Philadelphia	3	0/0	0/0	0/0	2/2	0/0	0/0	2/2	1.000	13/13	1.000	19
Washington	4	0/0	1/1	2/2	0/0	0/0	0/0	3/3	1.000	14/14	1.000	23
NFC East	14	0/0	6/6	5/5	5/6	1/1	0/1	17/19	.895	48/48	1.000	99
Chicago	3	0/0	4/4	0/0	0/2	0/0	0/0	4/6	.667	4/4	1.000	16
Detroit	2	0/0	0/0	2/2	1/1	0/0	0/0	3/3	1.000	4/4	1.000	13
Green Bay	4	0/0	1/1	3/3	2/2	0/1	0/0	6/7	.857	7/7	1.000	25
Minnesota	4	1/1	0/1	0/1	2/3	1/1	0/0	4/7	.571	8/9	.889	20
NFC North	13	1/1	5/6	5/6	5/8	1/2	0/0	17/23	.739	23/24	.958	74
Atlanta	4	0/0	1/1	1/1	0/0	1/2	0/0	3/4	.750	12/12	1.000	21
Carolina	2	0/0	1/1	2/2	0/1	1/1	0/0	4/5	.800	6/6	1.000	18
New Orleans	3	0/0	1/1	3/3	1/1	0/0	0/0	5/5	1.000	11/11	1.000	26
Tampa Bay	4	0/0	3/3	0/0	3/3	1/2	0/0	7/8	.875	6/6	1.000	27
NFC South	13	0/0	6/6	6/6	4/5	3/5	0/0	19/22	.864	35/35	1.000	92
NFC Totals	74	3/3	35/38	34/35	29/43	8/14	0/3	109/136	.801	205/206	.995	532
NFL Totals	220	4/4	124/130	114/124	90/142	35/55	1/4	368/459	.802	567/571	.993	1,672
Home	109	2/2	61/63	51/54	44/67	21/29	1/4	180/219	.822	321/324	.991	861
Road	111	2/2	63/67	63/70	46/75	14/26	0/0	188/240	.783	247/247	1.000	811
Grass	182	3/3	102/107	95/104	75/119	32/48	1/4	308/385	.800	479/482	.994	1,403
Turf	38	1/1	22/23	19/20	15/23	3/7	0/0	60/74	.811	89/89	1.000	269
Outdoors	200	3/3	115/120	103/113	82/130	33/50	1/4	337/420	.802	520/523	.994	1,531
Domes	20	1/1	9/10	11/11	8/12	2/5	0/0	31/39	.795	48/48	1.000	141
All Sun. Games	183	4/4	105/109	91/100	74/113	30/48	1/3	305/377	.809	485/488	.994	1,400
Sunday Nights	21	0/0	10/10	13/15	12/14	6/6	0/0	41/45	.911	55/56	.982	178
Mondays	25	0/0	9/10	16/16	14/25	4/5	0/1	43/57	.754	54/54	1.000	183
Thursdays	3	0/0	3/3	1/1	1/1	1/1	0/0	6/6	1.000	6/6	1.000	24
Saturdays	9	0/0	7/8	6/7	1/3	0/1	0/0	14/19	.737	23/23	1.000	65
Wins	137	3/3	83/86	81/87	52/79	23/31	1/3	243/289	.841	429/430	.998	1,158
Losses	83	1/1	41/44	33/37	38/63	12/24	0/1	125/170	.735	139/141	.986	514
August	1	0/0	1/1	2/2	0/0	1/1	0/0	4/4	1.000	1/1	1.000	13
September	49	1/1	26/26	22/24	23/31	9/14	0/1	81/97	.835	129/129	1.000	372
October	54	2/2	22/23	26/29	23/41	8/13	1/1	82/109	.752	145/145	1.000	391
November	54	0/0	36/38	33/34	21/34	8/12	0/0	98/118	.831	144/146	.986	438
December	58	1/1	35/38	30/34	20/32	7/12	0/2	93/119	.782	142/143	.993	421
January	4	0/0	4/4	1/1	3/4	2/3	0/0	10/12	.833	7/7	1.000	37



JOHN ENGELBERGER

6-4 • 252 • 8TH YR. • VIRGINIA TECH

BORN: Oct. 18, 1976, in Heidelberg, Germany

HIGH SCHOOL: Robert E. Lee High School, Springfield, Va.

ACQUIRED: Trade (San Francisco), 2005

NFL YEAR: 8th • YEAR WITH BRONCOS: 3rd

NFL GAMES PLAYED/STARTED: 108/59 • POSTSEASON: 2/0

60



DEFENSIVE END

ENGELBERGER AT A GLANCE:

- An eighth-year defensive end who enters his third season with the Broncos after the club acquired him in a trade with San Francisco a few weeks before the start of 2005 training camp.
- Played all 16 games in a season for the fourth time in his career and made 55 tackles, including a career-high 37 solo stops, for the Broncos in 2006.
- Contributed 24 tackles (17 solo) in 14 regular-season games as a reserve for Denver in 2005.
- Spent his first five professional seasons (2000-04) with San Francisco, which he led with a career-high six sacks (40.5 yds.) in 2004.
- Started 16 games in 2003 and tallied a then career-high 4.5 sacks (31 yds.) to help San Francisco tie for fourth in the NFL with 42 sacks.
- Missed only two games during his first five NFL seasons and was a key member of 49ers run defenses that posted three consecutive top-10 NFL rankings from 2001-03.
- Selected as a second-team All-American by the Associated Press and a first-team All-Big East Conference choice following his senior year at Virginia Tech University.
- Joined the Broncos on July 15, 2005, in a trade with San Francisco in exchange for cornerback Willie Middlebrooks.
- Selected by San Francisco in the second round (35th overall) of the 2000 NFL Draft.

CAREER TRANSACTIONS: Signed by San Francisco as a draft choice 7/18/00; Traded to Denver 7/15/05.



2006: Engelberger posted 55 tackles, including a career-high 37 solo stops, one sack (4 yds.), four passes defended, two forced fumbles and a fumble recovery in his second season with Denver. He recorded four tackles and forced a fumble in the home opener vs. K.C. (9/17). He added three tackles (2 solo) in extended playing time at Pit. (11/5). In his first start as a Bronco, he contributed six tackles (3 solo) and a fumble recovery to help limit the Raiders to 46 rushing yards at Oak. (11/12) in place of Ebenezer Ekuban (thigh). He made five tackles (4 solo) and defended a pass on Thanksgiving at K.C. (11/23). He posted six tackles (3 solo) on *Sunday Night Football* vs. Sea. (12/3). He recorded his first sack as a Bronco as his lone tackle at Ari. (12/17). Engelberger dropped the Cardinals' Matt Leinart for a 4-yard loss, causing a fumble that was recovered by Leinart in the third quarter. He led the defensive line with nine tackles (4 solo) and two passes defended in the regular-season finale vs. S.F. (12/31).

2005: In his first season with the Broncos, Engelberger played 14 regular-season games (0 starts) and contributed 24 tackles (17 solo) as a part of the NFL's second-best run defense (85.2 ypg.). Engelberger, whom the Broncos acquired in a trade with San Francisco in exchange for cornerback Willie Middlebrooks on July 15, was inactive for both of the Broncos' postseason contests. In the regular-season opener at Mia. (9/11), he made two tackles (1 solo). The following week in Denver's home opener vs. S.D. (9/18), Engelberger contributed two solo tackles. Against Was. (10/9), he made a season-high six tackles (4 solo). In the game vs. N.E. (10/16), he fair caught a kickoff to begin the second half. Engelberger added an assisted tackle at NYG (10/23) and a solo stop vs. Phi. (10/30). After he was inactive for two games, Engelberger returned to the line-up and contributed a solo tackle in each of his first two games back in the defensive line rotation (at K.C. 12/4 and vs. Bal. 12/11). He added three tackles (2 solo) and returned a squibbed kickoff five yards at Buf. (12/17).

2004: Engelberger played 16 regular-season games (15 starts) at left defensive end for San Francisco, recording career highs in tackles (64) and sacks (6-40.5 yds.) while matching his personal best with four forced fumbles. He posted single-game highs with six tackles (three times) and forced two fumbles in the season finale at N.E. (1/2). He started at defensive end and totaled three tackles (1 solo) vs. Atl. (9/12). At N.O. (9/19), Engelberger recorded three tackles (1 solo), one sack (11 yds.), one forced fumble and a pass defended. The following week at Sea. (9/26), he started and made four stops (3 solo) and half a sack. Against Stl. (10/3), he started and contributed two tackles. Engelberger returned to the starting lineup at NYJ (10/17) after a one-game absence and recorded five tackles (4 solo) and a pass defended. He contributed five tackles

and half a sack (5.5 yds.) at Chi. (10/31). He started and made two solo tackles, including a 4-yard sack, vs. Sea. (11/7). He contributed three tackles (2 solo) and a pass defended to a defense that allowed only 57 rushing yards against Car. (11/14). He posted a season-high six tackles (3 solo) at T.B. (11/21) before matching that total with six tackles (3 solo) vs. Mia. (11/28). He posted a career-high two sacks (14 yds.) as part of a five-tackle (two solo), one-forced fumble effort at Stl. (12/5). Engelberger made five stops (4 solo) at Ari. (12/12) on a unit that limited the Cardinals to 75 rushing yards. He registered four tackles (2 solo) against Was. (12/18) and made four solo tackles vs. Buf. (12/26). At N.E. (1/2), he matched his career high with six tackles (3 solo) and two forced fumbles while he also recovered a fumble and had one sack (5 yds.).

2003: Engelberger started all 16 regular-season games for San Francisco at defensive end, recording 35 tackles (25 solo) while setting a then career high with 4.5 sacks (31 yds.). He contributed to a run defense that placed in the league's top 10 for the third consecutive campaign. In the season-opening win vs. Chi. (9/7), he made one solo tackle and half a sack (2 yds.). For the third consecutive week vs. Cle. (9/21), the 49ers' defense did not yield 100 rushing yards as Engelberger made two tackles (1 solo) and a sack (6 yds.) to help limit the Browns to 51 yards on the ground. He registered three tackles (2 solo) and one sack (11 yds.) at Min. (9/28). In a victory vs. Stl. (11/2), he contributed to a defense that allowed just nine rushing yards, the second-fewest rushing yards allowed in a single game in 49ers history. He tallied four solo tackles in back-to-back games vs. Pit. (11/17) and at G.B. (11/23). At Bal. (11/30), he recorded one solo tackle, one forced fumble, one fumble recovery and one sack (12 yds.). He contributed two solo tackles and one sack (0 yds.) in a win at Phi. (12/21) and recorded two tackles (1 solo) vs. Sea. (12/27).

2002: Engelberger played 15 regular-season games (0 starts) and both postseason contests for San Francisco, compiling 12 tackles (11 solo) and one special-teams stop. The defense held its opponents to less than 100 rushing yards seven times and to less than 50 rushing yards on two occasions. He recorded a sack (6 yds.), a pass defended and a special-teams tackle in an NFC Wild Card Game win vs. NYG (1/5). In an NFC Divisional Playoff Game, he contributed two tackles (1 solo) at T.B. (1/12). He made a solo tackle in a win at NYG (9/5) to help limit the Giants to just 43 rushing yards. He played on a defense that yielded less than 100 rushing yards in consecutive weeks, allowing only 57 rushing yards in a win vs. Was. (9/22) and 88 vs. Stl. (10/6). He left the victory at Sea. (10/14) with an ankle injury, forcing him to miss the following game against N.O. (10/20). He returned to action vs. Ari. (10/27). The defense again held consecutive opponents to less than 100 rushing yards in back-to-back wins, limiting Oakland (11/3) to 81 yards and Kansas City (11/10) to 80 yards. He made two solo stops in a win against Sea. (12/1) before making three solo tackles vs. G.B. (12/15). At Stl. (12/30), he made one solo tackle to contribute to a defense that yielded just 35 rushing yards.

2001: Engelberger played 15 regular-season games (14 starts) and set his career high with four forced fumbles. He also added 36 tackles (32 solo) and four sacks (28 yds.) to a defense that placed among the NFL's top 10 against the run. San Francisco held its opponents to less than 100 yards rushing eight times and to less than 60 yards on three occasions. He was inactive for an NFC Wild Card Game at G.B. (1/13) due to a right ankle injury suffered late in the season. He recorded two stops (1 solo) as a starter in a win vs. Atl. (9/9). Against Stl. (9/23), he was credited with three tackles (2 solo), a sack (12 yds.) and a forced fumble. The 49ers' defense did not allow 100 rushing yards in three consecutive victories at NYJ (10/1), vs. Car. (10/7) and at Atl. (10/14). Engelberger posted two tackles and a sack to help limit Det. (11/4) to 58 rushing yards in a game that sparked a five-game winning streak. He was credited with four solo tackles, a sack (6 yds.) and a forced fumble at Ind. (11/25). Engelberger did not play vs. Mia. (12/16) due to a left heel injury. He returned to action in a win vs. Phi. (12/22) and recorded a sack (11 yds.), one forced fumble and two solo tackles. Engelberger then set a career high with five solo tackles at Dal. (12/30) and chipped in two solo stops and a forced fumble at N.O. (1/6) to help limit the Saints to 40 rushing yards in a win.

2000: Selected by San Francisco in the second round (35th overall) of the 2000 NFL Draft, Engelberger played all 16 regular-season games (13 starts) as a rookie. He recorded 28 tackles (20 solo), three sacks (22 yds.) and a forced fumble. He contributed to a defense that held its opponents to less than 100 rushing yards eight times and added six special-teams stops. In his NFL debut at Atl. (9/3), Engelberger made a solo tackle to help limit the Falcons to 95 rushing yards. Engelberger recorded his first pro sack at Stl. (9/17) when he dropped Kurt Warner for a 5-yard loss. He finished that game with three tackles (2 solo). The following week at Dal. (9/24), he started his first NFL game in place of an injured Junior Bryant and made one solo tackle and one sack (7 yds.). Engelberger remained in the starting lineup for the rest of the season. He made three tackles (2 solo) in a win vs. Ari. (10/1). He posted a season-high four tackles (2 solo) at G.B. (10/15). Engelberger recorded three solo tackles, including a 10-yard sack, vs. Stl.

ENGELBERGER'S SACKS BY QUARTERBACK

*denotes win (Engelberger's teams are 8-12, including postseason, in games in which he records a sack.)

QB	Sacks	Dates
Chris Chandler	2	at Stl., 12/5/04
Donovan McNabb	2	1 vs. Phi., 12/22/01*, 1 at Phi., 12/21/03*
Kurt Warner	2	1 at Stl., 9/17/00, 1 vs. Stl., 9/23/01
Matt Hasselbeck	1.5	1 vs. Sea., 11/7/04, 0.5 at Sea., 9/26/04
Troy Aikman	1	at Dal., 9/24/00*
Charlie Batch	1	vs. Det., 11/4/01*
Tom Brady	1	at N.E., 1/2/05
Aaron Brooks	1	at N.O., 9/19/04
Kerry Collins	1	vs. NYG, 1/5/03* (NFC Wild Card)
Gus Frerotte	1	at Min., 9/28/03
Trent Green	1	vs. Stl., 10/29/00
Kelly Holcomb	1	vs. Cle., 9/21/03*
Matt Leinart	1	at Ari., 12/17/06*
Peyton Manning	1	at Ind., 11/25/01*
Anthony Wright	1	at Bal., 11/30/03
Craig Krenzel	0.5	at Chi., 10/31/04
Kordell Stewart	0.5	vs. Chi., 9/7/03*

(10/29) while adding a special-teams tackle against the Rams. He recorded an assisted tackle and a pass defended along with a special-teams tackle vs. N.O. (12/10).

COLLEGE: Engelberger was a second-team All-America selection by the Associated Press and a first-team All-Big East Conference choice following a senior season at Virginia Tech University that saw him record 53 tackles (32 solo) and seven sacks. During his four years at Virginia Tech, the Hokies played in four bowl games, including an appearance in the National Championship Game. During his senior season, he led a defense that ranked third in the nation in total defense (247.3 yards per game) and rushing defense (75.9 ypg.) en route to a berth in the National Championship Game (Sugar Bowl) against Florida State in January of 2000. At the conclusion of his senior season, he was awarded the Paul Torgersen Award as the Hokie player who shows a commitment to hard work and great effort every time he takes the field. As a junior, he recorded 66 tackles and 7.5 sacks (59 yds.) to garner an All-Big East second-team selection. The Hokies' defense placed seventh in the country in yards allowed per game (284.9 ypg.) and 11th in the nation in both rushing defense (102.2 ypg.) and pass efficiency defense (103.4 rating) that year as they were chosen to play in the Music City Bowl. He was named the team's outstanding defensive lineman after his junior campaign. He finished his sophomore season with 70 tackles (43 solo) and six sacks (47 yds.) en route to a second-team All-Big East selection. As a freshman, he contributed 64 tackles (33 solo) and six sacks (40 yds.) to a team that was undefeated at home (7-0) and earned a berth in the Orange Bowl. Engelberger started his collegiate career as a walk-on at Virginia Tech.

PERSONAL: Engelberger lettered in football for two years at Robert E. Lee High School in Springfield, Va., where he played tight end and linebacker. He caught 19 passes for 422 yards and four touchdowns while adding 94 tackles and three sacks as a linebacker as a senior. He earned a bachelor's degree in interdisciplinary studies from Virginia Tech. John Albert Engelberger, who resides in Springfield, Va., was born Oct. 18, 1976, in Heidelberg, Germany.

ENGELBERGER'S REGULAR SEASON RECORD

Year	Club	G	S	UT	A	TT	S-Yds.	I-Yds.	PD	FF	FR	TD-Int.	TD-FR	S	Pts.
2000	San Fran.	16	13	20	8	28	3-22	0-0	0	1	0	0	0	0	0
2001	San Fran.	15	14	32	4	36	4-28	0-0	1	4	0	0	0	0	0
2002	San Fran.	15	0	11	1	12	0-0	0-0	0	0	0	0	0	0	0
2003	San Fran.	16	16	25	10	35	4.5-31	0-0	0	0	1	0	0	0	0
2004	San Fran.	16	15	34	30	64	6-40.5	0-0	3	4	1	0	0	0	0
2005	Denver	14	0	17	7	24	0-0	0-0	0	0	0	0	0	0	0
2006	Denver	16	1	37	18	55	1-4	0-0	4	2	1	0	0	0	0
CAREER TOTALS		108	59	176	78	254	18.5-125.5	0-0	8	11	3	0	0	0	0
BRONCOS TOTALS		30	1	54	25	79	1-4	0-0	4	2	1	0	0	0	0

ADDITIONAL STATISTICS: Special teams tackles — 2000 (6), 2001 (1), 2002 (1), 2005 (1), TOTAL (9). Miscellaneous tackles — 2000 (6), 2001 (1), 2002 (1), TOTAL (8). Kick returns — 2005 (1 for 5 yds.), TOTAL (1 for 5 yds.).

ENGELBERGER'S POSTSEASON RECORD

Year	Club	G	S	UT	A	TT	S-Yds.	I-Yds.	PD	FF	FR	TD-Int.	TD-FR	S	Pts.
2001	San Fran.	0	0	0	0	0	0-0	0-0	0	0	0	0	0	0	0
2002	San Fran.	2	0	2	1	3	1-6	0-0	0	0	0	0	0	0	0
2005	Denver	0	0	0	0	0	0-0	0-0	0	0	0	0	0	0	0
CAREER TOTALS		2	0	2	1	3	1-6	0-0	0	0	0	0	0	0	0
BRONCOS TOTALS		0	0	0	0	0	0-0	0-0	0	0	0	0	0	0	0

ADDITIONAL STATISTICS: Special teams tackles — 2002 (1), TOTAL (1). Miscellaneous tackles — 2002 (1), TOTAL (1).

ENGELBERGER'S SINGLE GAME HIGHS

(Postseason in parentheses)

Sacks — 2 at St. Louis, 12/5/04 (1 vs. N.Y. Giants, 1/5/03). **Sack yards** — 14 at St. Louis, 12/5/04 (6 vs. N.Y. Giants, 1/5/03). **Interceptions** — None (none). **Interception return yards** — None (none).

ENGELBERGER'S MULTIPLE-SACK GAMES (1)

*denotes win (Engelberger's teams are 0-1 when he records more than one sack in a game.)

Date	Opponent	S-Yds.
12/5/04	at St. Louis	2-14

DID YOU KNOW?

Since they began playing home games at INVESCO Field at Mile High to start the 2001 season, the Broncos have totaled a 35-13 (.729) regular-season record at the stadium entering the 2007 campaign. That winning percentage ties as the third best in the NFL during that period, trailing only the New England Patriots' .771 mark (37-11) and the Baltimore Ravens' .750 mark (36-12) at home since 2001.



PAUL ERNSTER

6-0 • 217 • 3RD YR. • NORTHERN ARIZONA

BORN: Jan. 26, 1982, in Phoenix

HIGH SCHOOL: Ironwood High School, Glendale, Ariz.

ACQUIRED: Draft #7 (239th overall), 2005

NFL YEAR: 3rd • **YEAR WITH BRONCOS:** 3rd

NFL GAMES PLAYED/STARTED: 17/0

3

PUNTER/KICKER

ERNSTER AT A GLANCE:

- A third-year player who completed his first full season in 2006 and handled the Broncos' kick-off and punting duties.
- Ranked third in the NFL with 19 touchbacks on kickoffs and averaged 41.7 yards per punt in 2006.
- Served as the Broncos' kickoff specialist for their 2005 season opener as a rookie before he was placed on the practice squad/injured list a few weeks later with a torn anterior cruciate ligament in his right knee.
- Twice named All-Big Sky Conference (2004 as a punter/kicker, '03 as a kicker) at Northern Arizona University and finished his career ranked third in school history with 221 points.
- Selected as a consensus first-team All-American in 2004, his first year as a full-time punter for NAU, after leading the nation (I-AA) with a 47.8-yard gross punting average on 55 punts.
- Selected by the Broncos in the seventh round (239th overall) of the 2005 NFL Draft.

CAREER TRANSACTIONS: Signed by Denver as a draft choice 7/7/05; Waived by Denver 9/20/05; Signed by Denver (practice squad) 9/21/05; Placed on practice squad/injured list (right knee) by Denver 9/28/05.



2006: In his first full season as the Broncos' punter and kickoff specialist, Ernster placed third in the NFL with 19 touchbacks on kickoffs. He punted 80 times for 3,338 yards (41.7 avg. / 36.6 net), including 23 placed inside the 20. He did not have a punt blocked and booted only seven touchbacks, including no more than one in a game. Ernster booted 75 balls for 5,090 yards (67.9 avg.) on kickoffs and contributed three special-teams tackles. In the season opener at Stl. (9/10), Ernster punted four times for 170 yards (42.5 avg.) and averaged 70.3 yards on three kickoffs. He punted five times for 260 yards (52.0 avg.), including a career-long 61-yard boot, in the home opener vs. K.C. (9/17). At N.E. (9/24), he punted a career-high eight times for 329 yards (41.1 avg.). His four punts inside the Patriots' 20-yard line marked the most by a Broncos punter since Tom Rouen hit five vs. S.D. (11/11/01). Three of Ernster's four punts on *Monday Night Football* vs. Bal. (10/9) pinned the Ravens inside their 20. He punted four times for 191 yards (47.8 avg.) with a career-best 41.5-yard net average on *Sunday Night Football* vs. S.D. (11/19). On Thanksgiving at K.C. (11/23), Ernster punted five times for 219 yards (43.8 avg.), limiting Dante Hall to three returns for seven yards (2.3 avg.) and a fair catch. At Ari. (12/17), he kicked off a career-high eight times for 539 yards (67.4 avg.), including two touchbacks.

2005: Selected in the seventh round (239th overall) of the 2005 NFL Draft, Ernster made the Broncos' active roster as the team's kickoff specialist in its regular-season opener at Mia. (9/11). He kicked off three times for 163 yards (54.3 avg.) with a long kickoff of 65 yards against the Dolphins. Ernster was placed on Denver's practice squad on Sept. 21 before he was moved to the practice squad/injured list on Sept. 28 with a torn right anterior cruciate ligament. He spent his rookie campaign rehabilitating the injury at the team's training facility.

COLLEGE: Ernster, in his final year at Northern Arizona University, was named a first-team All-American by The Walter Camp Foundation, IAA.org, *The Sports Network* and the *Football Gazette*. A first-team All-Big Sky Conference selection at both punter and kicker, he led the nation (Division I-AA) with a 47.8-yard punting average on 55 punts with a 71-yard long in 11 games while picking up the conference's Special Teams Player of the Week award three times. He placed 19 punts inside the 20-yard line while making 9-of-18 field-goal attempts (.500) and all 27 extra points as the kicker to move into third place on the school's all-time points list (221). He finished his career with a 47.5-yard punting average (60-2,850) and converted 40-of-67 field goal attempts (.597) and 101-of-105 extra point attempts (.962). Ernster picked up All-Big Sky honorable mention accolades as a junior after handling the kicking duties in all 13 games. A CoSIDA Academic All-District VIII selection, he set a school single-season scoring record for kickers with 101 points on the season by connecting on 18-of-30 field-goal attempts (.600) and 47-of-49 extra-point attempts (.959). Ernster handled kicking duties in all 11 contests during his sophomore season for NAU, making 13-of-19 field-goal attempts (.684 - third in the Big Sky) and 27-of-29 extra-point attempts (.931).

PERSONAL: Ernster was named the 2005 Golden Eagle Male Scholar-Athlete of the Year and represented Northern Arizona at the 2004 NCAA Foundation Leadership Conference in Orlando, Fla. Nicknamed "Boomer" by his teammates, Ernster excelled in the classroom at NAU as a four-time (2002-05) Golden Eagle Scholar

Athlete, a three-time (2002-04) Big Sky Conference All-Academic choice and a two-time (2002-03) choice for the Athletic Director's Honor Roll. Ernster lettered twice in both football and baseball at Ironwood High School in Glendale, Ariz. He was an all-state selection as a kicker while earning all-region honors as a kicker, punter and linebacker. He has two brothers, Mark and Scott. Mark Ernster was a four-year letterman in baseball at Arizona State. A computer information systems major at Northern Arizona, Paul T. Ernster is the son of Timothy and Barbara Ernster and was born on Jan. 26, 1982, in Phoenix.

ERNSTER'S REGULAR SEASON RECORD

Year	Club	G	S	No.	Yds.	Avg.	Net.	TB	In 20	LG	Bk.
2005	Denver	1	0	0	0	0.0	0.0	0	0	—	0
2006	Denver	16	0	80	3,338	41.7	36.6	7	23	61	0
CAREER TOTALS		17	0	80	3,338	41.7	36.6	7	23	61	0

ADDITIONAL STATISTICS: Kickoffs — 2005 (3 for 163 yds., 54.3 avg., 0 TBs), 2006 (75 for 5,090 yds., 67.9 avg., 19 TBs), TOTAL (78 for 5,253 yds., 67.3 avg., 19 TBs). Special teams tackles — 2006 (3), TOTAL (3).

ERNSTER'S SINGLE GAME HIGHS

(postseason in parentheses)

Punts — 8 at New England, 9/24/06 (none). **Gross punt average** — 52.0 vs. Kansas City, 9/17/06 (none). **Net punt average** — 41.5 vs. San Diego, 11/19/06 (none). **Longest Punt** — 61 vs. Kansas City, 9/17/06 (none). **Punts inside the 20** — 4 at New England, 9/24/06 (none). **Kickoffs** — 8 at Arizona, 12/17/06 (none). **Touchbacks on kickoffs** — 4 vs. Indianapolis, 10/29/06 (none).



GREG ESLINGER

6-3 • 290 • 2ND YR. • MINNESOTA

BORN: April 23, 1983, in Bismarck, N.D.

HIGH SCHOOL: Bismarck High School, Bismarck, N.D.

ACQUIRED: Draft #6 (198th overall), 2006

NFL YEAR: 2nd • **YEAR WITH BRONCOS:** 2nd

NFL GAMES PLAYED/STARTED: 0/0

67

CENTER

ESLINGER AT A GLANCE:

- A second-year center who spent his rookie year on Denver's injured reserve list with a right shoulder injury before gaining experience in the spring starting for NFL Europa's Cologne Centurions.
- Started all four seasons at center for the University of Minnesota, where he received the Outland Trophy (nation's outstanding interior lineman) and Rimington Trophy (nation's outstanding center) in 2005 as a consensus All-American (Walter Camp and Associated Press).
- Named first-team All-Big Ten Conference for the third consecutive year in 2005 and became the first player in Minnesota history to be named the Big Ten's Offensive Lineman of the Year.
- Blocked for at least one 1,000-yard rusher during each of his four seasons at Minnesota, helping the school become the first in NCAA history to have two running backs exceed 1,000 rushing yards in consecutive seasons (2003-04).
- Selected by the Broncos in the sixth round (198th overall) of the 2006 NFL Draft.

CAREER TRANSACTIONS: Signed by Denver as a draft choice 7/26/06; Placed on injured reserve (right shoulder) by Denver 9/2/06.



2006: Selected by the Broncos in the sixth round (198th overall) of the 2006 NFL Draft, Eslinger spent his rookie season on injured reserve with a sterno-clavicular joint separation in his right shoulder. He played in all four preseason contests, including a start in the finale in Arizona, before being placed on injured reserve on Sept. 2. He was allocated to NFL Europa after the year, where he started for the Cologne Centurions.

COLLEGE: Eslinger received first-team All-Big Ten Conference accolades in each of his final three seasons at the University of Minnesota, where he started all 50 career games played. One of the most decorated players in Minnesota history, Eslinger received the Outland Trophy (nation's outstanding interior lineman) and Rimington Trophy (nation's outstanding center) as a senior in 2005 as a consensus All-American (Walter Camp and Associated Press). He also blocked for at least one 1,000-yard rusher in each of his four seasons with the Golden Gophers. As a senior, the All-American started 12 games and was a Rotary Lombardi Award semifinalist after anchoring an offensive line that allowed the fewest sacks (3) in the nation. Eslinger also became the first player in school annals to win the Big Ten's Offensive Lineman of the Year award. Eslinger started 12 games as a junior and was selected as an All-American by the Football Writers Association of America (FWAA) while being named a finalist for the Rimington Trophy. He was selected first-team All-Big Ten as chosen by the conference's coaches and media that year, becoming the third Golden Gopher since 1963 to earn first-team

all-league honors by coaches and media in consecutive seasons. He was an integral factor in the Gophers being the first team in NCAA history to have two running backs exceed 1,000 rushing yards in consecutive seasons (2003-04) as Marion Barber III and Laurence Maroney each eclipsed that plateau. Eslinger was chosen as a third-team All-American as a sophomore, becoming the school's first center to receive All-America status since Ben Hamilton in 2000, and received All-Big Ten accolades that year. As a true freshman Eslinger started all 13 games at center as a second-team freshman All-American (*The Sporting News*).

PERSONAL: Eslinger was the Class 3A Player of the Year as a senior center at Bismarck High School in Bismarck, N.D. He anchored an offensive line that helped the team win the state title as a senior with a 12-0 record. He also played defensive tackle, compiling 218 tackles (100 solo) and 19 sacks. Eslinger garnered the team's MVP and all-state accolades following his junior and senior seasons while earning all-conference recognition in each of his three seasons. He also saw time at guard and tight end. Eslinger won two letters as a defenseman in hockey and four letters on the track team as a shot put and discus thrower. Eslinger was a member of the National Honor Society in high school and majored in health and wellness at the University of Minnesota. Greg Eslinger was born April 23, 1983, in Bismarck, N.D.

ESLINGER'S REGULAR SEASON RECORD

Year	Club	G	S
2006	Denver	INJURED RESERVE (SHOULDER)	
CAREER TOTALS		0	0



NICK FERGUSON

5-11 • 201 • 8TH YR. • GEORGIA TECH

BORN: Nov. 27, 1974, in Miami

HIGH SCHOOL: Jackson High School, Miami

ACQUIRED: Free Agent, 2003

NFL YEAR: 8th • **YEAR WITH BRONCOS:** 5th

NFL GAMES PLAYED/STARTED: 96/38 • **POSTSEASON:** 6/2

25

SAFETY



FERGUSON AT A GLANCE:

- An eighth-year safety who has been a full-time starter on defense for three seasons with the Broncos after establishing himself as a top special-teams performer.
- Started the Broncos' first 10 games of the 2006 season before a left knee injury forced Denver to place him on injured reserve on Nov. 21, 2006.
- Turned in a career year for the Broncos in 2005, ranking third among NFL safeties with a personal-best five interceptions and placing third on Denver with 81 tackles as a 16-game starter.
- Regarded as one of the Broncos' most consistent special-teams players who has posted 19 or more special-teams stops in a season three times and 87 career special-teams stops.
- Saw extensive action on defense in 2003, starting 10 games to rank fourth on the Broncos with 72 tackles (58 solo) while posting 12 tackles on special teams.
- Played three seasons in the Canadian Football League with Saskatchewan (1997) and Winnipeg (1998-99) before making an NFL active roster for the first time with the New York Jets in November of 2000.
- Played two years for the Rhein Fire (1998-99) in NFL Europe.
- Began his career at Georgia Tech as a walk-on from Morris Brown College in Atlanta.
- Named winner of the 2005 NFL Player Development Academic Achievement Award after completing his bachelor's degree in management from Georgia Tech in the spring of 2005.
- Joined the Broncos as a free agent on April 7, 2003.
- Entered the NFL with Cincinnati as a college free agent on April 23, 1996.

CAREER TRANSACTIONS: Signed by Cincinnati as a college free agent 4/23/96; Waived by Cincinnati 8/5/96; Signed by Chicago 2/15/99; Waived by Chicago 8/30/99; Signed by Buffalo 7/7/00; Waived by Buffalo 8/27/00; Signed by Buffalo (practice squad) 8/29/00; Signed by N.Y. Jets 11/7/00; Signed by Denver 4/7/03; Placed on injured reserve (left forearm) by Denver 12/23/03; Placed on injured reserve (left knee) by Denver 11/21/06.



2006: In his fourth season with the Broncos, Ferguson started all 10 games played before he was placed on injured reserve on Nov. 21 with a left knee injury. He contributed 36 tackles (28 solo), one interception, five passes defended and a forced fumble along with two special-teams stops. He amassed five solo tackles and a

FERGUSON RANKS WITH NFL INT LEADERS IN 2005

MOST INTERCEPTIONS AMONG NFL SAFETIES, 2005

Player	INTs	Yds.	Avg.	LG	TD
1. Darren Sharper, Min.	9	276	30.7	92t	2
2. Greg Wesley, K.C.	6	106	17.7	51	0
3. Nick Ferguson, Den.	5	59	11.8	30	0

forced fumble in the home opener vs. K.C. (9/17). Ferguson contributed five solo tackles on *Monday Night Football* vs. Bal. (10/9) as Denver became just the second team since 1940 (2000 Miami Dolphins) to limit its opponents to just one touchdown through its first four games of the season. He added five tackles (3 solo) vs. Oak. (10/15) on *Sunday Night Football* to help Denver join the 1934 Detroit Lions as the only teams to yield only one touchdown through the first five games. He played but did not record any stats before leaving the game with a concussion in the first half at Pit. (11/5). He made three solo tackles and intercepted a pass on *Sunday Night Football* vs. S.D. (11/19). He suffered a left knee injury on the interception against San Diego that forced him to be placed on injured reserve two days later.

2005: Ferguson started all 16 regular-season games and both playoff contests for Denver in his second season as a starter on defense. He placed third on the Broncos and led the club's defensive backs during the regular season with 81 tackles (62 solo) while placing second on the team with a career-high five interceptions (59 yds.) that ranked as the third-highest total in the NFL among safeties. Ferguson also tied for third on the Broncos with 12 passes defended and contributed two forced fumbles and one fumble recovery. He was a key contributor to a defense that allowed the fewest points (258) in the Mike Shanahan era (1995-Present), marking the third-lowest total in Denver history, and tied for third in the league in that category (16.1 ppg.). Ferguson's play helped Denver rank second in the NFL with a +20 turnover differential (36 takeaways/16 giveaways). He contributed five tackles (4 solo) in an AFC Divisional Playoff game vs. N.E. (1/14) to help end the Patriots' NFL-record 10-game postseason winning streak. In the AFC Championship Game vs. Pit. (1/22), Ferguson made nine tackles (5 solo), forced a fumble and broke up a pass. At Mia. (9/11) in Denver's regular-season opener, Ferguson paced the team with 12 tackles (10 solo). He made two solo tackles and intercepted a pass at Jac. (10/2). He made a special-teams tackle vs. N.E. (10/16) before leaving early with a sprained ankle sustained while covering a punt in the first quarter. Ferguson added an interception and two passes defended at Oak. (11/13). He contributed two solo tackles and a fumble recovery vs. NYJ (11/20), helping Denver record its first shutout since Nov. 9, 1997, vs. Carolina. Ferguson intercepted his fourth pass of the season to go with six tackles (4 solo) on Thanksgiving Day at Dal. (11/24). He recorded five tackles (4 solo), one interception and two passes defended vs. Bal. (12/11). He led Denver with seven tackles (4 solo) at Buf. (12/17). Ferguson registered three tackles (1 solo) and three passes defended, including his second interception of the season of Kerry Collins, vs. Oak. (12/24).

2004: Ferguson played all 16 regular-season games (1 start) and was a key special teams player for the Broncos while also recording 16 tackles (15 solo) and a pass breakup on defense. He led the team with 19 tackles on special teams and was selected the unit's captain by his teammates. Ferguson started his only game of the year vs. Hou. (11/7) with John Lynch out (bruised sacrum), and the veteran saw a three-game span where he played extensively on defense when Lynch was recovering from the injury. In an AFC Wild Card Game at Ind. (1/9), he played on special teams only and made a tackle. After playing briefly on defense vs. K.C. (9/12) in the season opener, he recorded his first special-teams tackles (2) of the season at Jac. (9/19) but did not appear on defense. He replaced Lynch on defense for the final few plays of the first half vs. S.D. (9/26) and made one tackle on defense and special teams. He became Denver's primary free safety vs. Atl. (10/31) when Lynch suffered a bruised sacrum at 12:03 of the second quarter and finished the game with four tackles. With Lynch out due to the injury vs. Hou. (11/7), Ferguson recorded his first start of the year and posted 11 tackles (10 solo) on defense. He played extensively at N.O. (11/21), rotating in for Lynch, and totaled four tackles (all solo) and a pass breakup. Ferguson made three special-teams tackles for the second consecutive week in the regular-season finale vs. Ind. (1/2).

2003: Ferguson saw action in 15 regular-season games (10 starts) and ranked fourth on the Broncos with 72 tackles (58 solo) while totaling one sack (13 yds.), three pass breakups and two forced fumbles. He also tied for fourth on the team with 12 special-teams tackles despite missing the season finale after being placed on injured reserve Dec. 23 with a fractured left forearm suffered at Ind. (12/21). Ferguson made four starts at strong safety vs. Det. 9/28, at K.C. 10/5, vs. Pit. 10/12 and at Min. 10/19 in place of Kenoy Kennedy (ankle) and then started six consecutive games at free safety before his season-ending injury. Ferguson posted two special-teams stops each in games at Cin. (9/7) in the season opener and at S.D. (9/14) in a contest in which he saw his first defensive action of the year. Against Det. (9/28), he started for the injured Kennedy and recorded three tackles (2 solo). At K.C. (10/5), Ferguson started for Kennedy for the second consecutive week and recorded five tackles (3 solo), his first pass deflection of the season and a season-high three special-teams tackles. He registered a career-high 12 tackles (10 solo), a pass breakup and a forced fumble vs. Pit. (10/12). Ferguson recorded 10 tackles (6 solo) and a special-teams stop at Bal. (10/26). Against S.D. (11/16), he recorded his fifth start of the season but his first at free safety and made five solo tackles, including his first career sack for a 13-yard loss on quarterback Doug Flutie. He recorded seven solo tackles vs. Chi. (11/23) from his free safety position. Ferguson tied a career high with 12 tackles (9 solo) at Oak. (11/30) while adding

a forced fumble when he stripped Tyrone Wheatley. At Ind. (12/21), Ferguson recorded three solo tackles, a pass breakup and a special-teams stop before leaving the game in the third quarter with a fractured left forearm that ended his season. He underwent surgery Dec. 22 and was placed on injured reserve Dec. 23.

2002: Ferguson played all 16 regular-season games (0 starts) for the New York Jets, recording 23 tackles and a fumble recovery on special teams while adding 11 tackles (9 solo) as a backup defensive back. He saw time on special teams only in both of the Jets' playoff contests (vs. Ind. 1/4 and at Oak. 1/12) and recorded a special-teams tackle against the Colts. Ferguson played in the season opener at Buf. (9/8), primarily on special teams, and collected one solo tackle in addition to helping pave the way for Chad Morton's two kickoff returns for touchdowns. He saw action at safety and on special teams vs. N.E. (9/15), recording one solo tackle on defense and four tackles on special teams. He recovered a Troy Brown fumble on a punt return and added two special-teams tackles in a win at N.E. (12/22). He ended the year by posting one solo tackle on defense vs. G.B. (12/29) and a team-high five special-teams tackles.

2001: Ferguson played primarily on special teams, finishing second on the Jets with 26 special-teams tackles in 16 regular-season games (1 start). On nine different occasions during the year, he had two or more special-teams tackles in a game. He recorded 21 tackles (12 solo) and a forced fumble on defense and made the first start of his career (free safety) and his lone start of the season vs. Buf. (12/30). Ferguson participated in the Jets' AFC Wild Card Game at Oak. (1/12). He made two tackles on special teams at Car. (10/28) as the Jets' coverage unit blocked a punt and returned it for the team's only touchdown in the game. He led New York with four special-teams tackles the following week in a win at N.O. (11/4). Ferguson tied for the team high with two special-teams tackles vs. N.E. (12/2) and posted three tackles on special teams vs. Cin. (12/16). He replaced an injured Damien Robinson late in the fourth quarter of the team's 29-28 win at Ind. (12/23) and had two tackles on defense and another two tackles on special teams. In the first start of his NFL career vs. Buf. (12/30), he started at free safety and posted 16 tackles (9 solo), one pass breakup and a forced fumble.

2000: Ferguson played seven games (0 starts) with the Jets after he was acquired from Buffalo's practice squad. He appeared in the Jets' final seven games of the season as a reserve defensive back and special teams player. He finished the year with nine tackles (5 solo), three passes defended, one interception (20 yds.) and three special-teams tackles. In the team's final three games, Ferguson totaled six tackles and three special-teams tackles. He played exceptionally well vs. Ind. (12/3) when he had four tackles, a team-high three passes defended—including a diving deflection on a third-down pass intended for Marvin Harrison—and also posted his first career interception when he swiped a Peyton Manning pass intended for Jerome Pathon and returned it 20 yards in the fourth quarter.

1996-1999: Ferguson entered the NFL with Cincinnati as a college free agent on April 23, 1996, but was waived in training camp (Aug. 5). He played three years in the Canadian Football League, suiting up for the Saskatchewan Rough Riders (1997) and the Winnipeg Blue Bombers (1998-99). He appeared in the Chicago Bears' training camp in 1999 before the team waived him Aug. 30. He also played for the Rhein Fire in NFL Europe from 1998-99.

COLLEGE: Ferguson led Georgia Tech's secondary with 67 tackles as a senior while finishing second on the team with seven passes defended. A former walk-on for the Yellow Jackets in 1993, Ferguson began his Georgia Tech career as a scout player after transferring from Morris Brown College in Atlanta.

PERSONAL: Ferguson attended Jackson High School in Miami and was named the team's most valuable player as a senior. Ferguson served as a coaching intern for NFL Europe's Amsterdam Admirals in their 2003 training camp in Tampa, Fla. He gained the nickname "Train Wreck" while playing in NFL Europe for the Rhein Fire when he ran over a teammate to make a tackle. Ferguson grew up as the third of 11 children (seven girls and four boys) in Miami. He was named winner of the 2005 NFL Player Development Academic Achievement Award after completing his bachelor's degree in management from Georgia Tech in the spring of 2005. He enjoys writing poetry in his spare time. Ferguson also works with the John Lynch Foundation. His cousin, Ben Hanks, played linebacker at the University of Florida and in the NFL with Minnesota (1996) and Detroit (1997). Nick Ferguson was born Nov. 27, 1974, in Miami and resides in Atlanta.

FERGUSON'S REGULAR SEASON RECORD

Year	Club	G	S	UT	A	TT	S-Yds.	I-Yds.	PD	FF	FR	TD-Int.	TD-FR	S	Pts.
1996															
1997															
1998-99															
2000	N.Y. Jets/Buf.	7	0	5	4	9	0-0	1-20	3	0	0	0	0	0	0
2001	N.Y. Jets	16	1	12	9	21	0-0	0-0	0	1	0	0	0	0	0
2002	N.Y. Jets	16	0	9	2	11	0-0	0-0	0	0	0	0	0	0	0
2003	Denver	15	10	58	14	72	1-13	0-0	3	2	0	0	0	0	0
2004	Denver	16	1	15	1	16	0-0	0-0	1	0	0	0	0	0	0
2005	Denver	16	16	62	19	81	0-0	5-59	12	2	1	0	0	0	0
2006	Denver	10	10	28	8	36	0-0	1-0	5	1	0	0	0	0	0
CAREER TOTALS		96	38	189	57	246	1-13	7-79	24	6	1	0	0	0	0
BRONCOS TOTALS		57	37	163	42	205	1-13	6-59	21	5	1	0	0	0	0

ADDITIONAL STATISTICS: Special teams tackles — 2000 (3), 2001 (26), 2002 (23), 2003 (12), 2004 (19), 2005 (2), 2006 (2), TOTAL (87). Recovered a fumble on a punt return at New England (12/22/02).

FERGUSON'S POSTSEASON RECORD


Year	Club	G	S	UT	A	TT	S-Yds.	I-Yds.	PD	FF	FR	TD-Int.	TD-FR	S	Pts.
2001	N.Y. Jets	1	0	0	0	0	0-0	0-0	0	0	0	0	0	0	0
2002	N.Y. Jets	2	0	0	0	0	0-0	0-0	0	0	0	0	0	0	0
2004	Denver	1	0	0	0	0	0-0	0-0	0	0	0	0	0	0	0
2005	Denver	2	2	9	5	14	0-0	0-0	1	1	0	0	0	0	0
CAREER TOTALS		6	2	9	5	14	0-0	0-0	1	1	0	0	0	0	0
BRONCOS TOTALS		3	2	9	5	14	0-0	0-0	1	1	0	0	0	0	0

ADDITIONAL STATISTICS: Special teams tackles — 2002 (1), 2004 (1), TOTAL (2).

FERGUSON'S SINGLE GAME HIGHS

(Postseason in parentheses)


Interceptions — 1, seven times, last vs. San Diego, 11/19/06 (none). **Interception return yards** — 30 vs. Jacksonville, 10/2/05 (none). **Sacks** — 1 vs. San Diego, 11/16/03 (none). **Sack yards** — 13 vs. San Diego, 11/16/03 (none).



TROY FLEMING

6-0 • 245 • 3RD YR. • TENNESSEE

BORN: Oct. 1, 1980, in Franklin, Tenn.
HIGH SCHOOL: Battle Ground Academy, Franklin, Tenn.
ACQUIRED: Free Agent, 2007
NFL YEAR: 3rd • **YEAR WITH BRONCOS:** 1st
NFL GAMES PLAYED/STARTED: 29/2



FULLBACK

FLEMING AT A GLANCE:

- A third-year fullback who enters his first year with the Broncos in 2007 after competing in Tennessee's training camp in 2006.
- Played his first two professional seasons with the Titans, totaling 29 receptions for 233 yards with three touchdowns along with seven carries for 40 yards in 29 games (2 starts).
- Owns 18 career special-teams tackles and ranked fourth on Tennessee with 12 tackles on coverage units during his rookie season in 2004.
- Started every game during his junior and senior seasons at the University of Tennessee, where he totaled 84 career rushes for 342 yards (4.1 avg.) with a touchdown and 73 receptions for 492 yards (6.7 avg.) with five scores.
- Finished his high school career at Battle Ground Academy (Franklin, Tenn.) as the country's second all-time leading rusher with 9,487 yards.
- Joined the Broncos as a future-contract signee on Jan. 2, 2007.
- Selected by Tennessee in the sixth round (191st overall) of the 2004 NFL Draft.

CAREER TRANSACTIONS: Signed by Tennessee as a draft choice 7/29/04; Waived by Tennessee 9/3/06; Signed by Denver to a future contract 1/2/07.



2006: Fleming spent the regular season out of the NFL after competing in training camp with Tennessee.

2005: Fleming played 13 games (2 starts), contributing 10 catches for 69 yards with one touchdown for Tennessee. He added six tackles and a fumble recovery on special teams. He made three catches for 21 yards and a touchdown in the home opener vs. Bal. (9/18). He made the first start of his professional career the following week at Stl. (9/25). Fleming contributed a 4-yard reception and a fumble recovery on special teams vs. Ind. (10/2). After playing at Hou. (10/9), he was declared inactive for the next three weeks with a sprained ankle. Fleming returned to the lineup and registered a 4-yard catch at Cle. (11/6). He started vs. Sea. (12/18) before adding one reception in each of the Titans' final two games of the year (at Mia. 12/24 and at Jac. 1/1).

2004: Selected by Tennessee in the sixth round (191st overall) of the 2004 NFL Draft, Fleming played all 16 games (0 starts) as a rookie. Offensively, he registered seven carries for 40 yards and 19 receptions for 164 yards with two touchdowns. He also returned 18 kickoffs for 316 yards (17.6 avg.). Fleming led Tennessee's rookies and placed fourth on the team with 12 special-teams stops. He made his professional debut at Mia. (9/11) and recorded his first reception a week later when he hauled in a 4-yard pass from punter Craig Hentrich on a fake punt vs. Ind. (9/19). As the team's primary kick returner, he contributed 101 yards on six returns at S.D. (10/3). Fleming also made a 4-yard catch against the Chargers. The following week on *Monday Night Football* at G.B. (10/11), he made a career-high three catches for 38 yards with a 14-yard touchdown grab. He also returned three kickoffs for 62 yards. Fleming added a 12-yard reception to go with three kickoff returns

for 56 yards at Min. (10/24). Fleming made two catches for 50 yards with one touchdown vs. Cin. (10/31). Against Chi. (11/14), he made a 2-yard catch before matching his career-high three catches for 17 yards at Jac. (11/21). He contributed a pair of catches for four yards and a 15-yard kickoff return vs. K.C. (12/13). Fleming recorded his first carry as a pro (13 yards) against the Chiefs.

COLLEGE: Fleming played 46 career games (26 starts) at the University of Tennessee, where he carried the ball 84 times for 342 yards with one touchdown while registering 492 yards and five scores on 73 catches. As a senior, he earned All-American Dream Team recognition from *The NFL Draft Report*. He started every game as a junior and senior. In his final season in Knoxville, he tied for second on the Volunteers with a career-high 36 receptions for 262 yards with two touchdowns. In addition to 17 carries for 43 yards, he ranked fourth on the team with nine special-teams tackles and added a forced fumble and a recovered blocked punt. He started all 13 games as a junior, collecting 120 yards on 21 receptions and 162 yards on 34 rushing attempts.

PERSONAL: Fleming was a three-time first-team all-state and all-region recipient at Battle Ground Academy in Franklin, Tenn. He was twice named Division II Class A Mr. Football as he led the team to two Division II Championships and one Class A Championship. Fleming established the Tennessee high school rushing mark for a single season with 3,008 yards and 37 touchdowns. Fleming capped his prep career as the country's second-leading rusher of all time with 9,487 yards. He graduated from the University of Tennessee with a bachelor's degree in sports management. Troy Majors Fleming was both on Oct. 1, 1980, in Franklin, Tenn.

FLEMING'S REGULAR SEASON RECORD


Year	Club	G	S	RUSHING					RECEIVING					SCORING				
				No.	Yds.	Avg.	LG	TD	No.	Yds.	Avg.	LG	TD	TD	TDr	TDP	TDrT	2pt Pts.
2004	Tennessee	16	0	7	40	5.7	13	0	19	164	8.6	37	2	2	0	2	0	12
2005	Tennessee	13	2	0	0	0.0	—	0	10	69	6.9	18	1	1	0	1	0	6
2006																		
OUT OF FOOTBALL																		
CAREER TOTALS		29	2	7	40	5.7	13	0	29	233	8.0	37	3	3	0	3	0	18

ADDITIONAL STATISTICS: Kick returns — 2004 (18 for 316 yds., 17.6 avg., 30-yd. LG), 2005 (1 for 9 yds.), TOTAL (19 for 325 yds., 17.1 avg., 30-yd. LG). Special teams tackles — 2004 (12), 2005 (6), TOTAL (18). Miscellaneous tackles — 2004 (1), TOTAL (1).

FLEMING'S SINGLE GAME HIGHS

(Postseason in parentheses)

Rushes — 3 vs. Detroit, 1/2/05 (none). **Rushing yards** — 15 at Oakland, 12/19/04 (none). **Longest rush** — 13 vs. Kansas City, 12/13/04 (none). **Rushing touchdowns** — None (none). **Receptions** — 3, three times, last vs. Baltimore, 9/18/05 (none). **Receiving yards** — 50 vs. Cincinnati, 10/31/04 (none). **Longest reception** — 37 vs. Cincinnati, 10/31/04 (none). **Receiving touchdowns** — None (none).



DOMONIQUE FOXWORTH

5-II • 180 • 3RD YR. • MARYLAND


BORN: March 27, 1983, in Oxford, England

HIGH SCHOOL: Western Tech High School, Catonsville, Md.

ACQUIRED: Draft #3b (97th overall), 2005

NFL YEAR: 3rd • **YEAR WITH BRONCOS:** 3rd

NFL GAMES PLAYED/STARTED: 32/12 • **POSTSEASON:** 2/2



CORNERBACK

FOXWORTH AT A GLANCE:

- A third-year cornerback who has started 14 overall games, including three at safety, during his first two professional seasons with the Broncos.
- Started in Denver's secondary during its final five games of the 2006 season and placed third on the club with 12 pass breakups while recording one interception and 58 tackles (47 solo).
- Emerged as a reliable player during his rookie year with Denver in 2005, totaling 66 tackles (59 solo) and two interceptions while ranking second on the team with 18 pass breakups.
- With seven starts in 2005, Foxworth joined fellow rookie Darrent Williams (9 starts) in starting the most games by a Denver rookie at cornerback since Louis Wright's 11 starts in 1975.
- Joined Darrent Williams in 2005 to form only the third pair of Broncos rookies to start the same game at cornerback since 1968, a feat they accomplished twice during the season.
- Played four seasons at the University of Maryland, where he started the final 40 games of his career and earned All-Atlantic Coast Conference honors in each of his last three seasons.
- Selected by the Broncos in the third round (97th overall) of the 2005 NFL Draft.

CAREER TRANSACTIONS: Signed by Denver as a draft choice 7/22/05.



ROOKIE CORNERBACKS CONTRIBUTE IN 2005

BRONCOS ROOKIE CORNERBACKS STARTING THE SAME GAME TOGETHER

(Since Starts were Tracked by the Team Beginning in 1968)

Rookies	Year	Starts Together
1. Grady Cavness and Billy Thompson	1969	14
2. Drake Garrett and Charlie Greer	1968	12
3. Domonique Foxworth and Darrent Williams	2005	2

2006: In his second professional season, Foxworth played all 16 games (5 starts) for Denver and contributed 58 tackles (47 solo), one interception (45-yd. return), one forced fumble and 12 passes defended. After Nick Ferguson's left knee injury late in the year, Foxworth started three games at strong safety. He also contributed six tackles and a blocked field goal on special teams. Foxworth recorded a solo tackle and a pass defended at N.E. (9/24) while also blocking a 37-yard field goal attempt in the second quarter, preserving a 3-0 lead. In addition to five tackles (3 solo), he ended the Ravens' final drive of the game when he intercepted Steve McNair and returned it a career-long 45 yards on *Monday Night Football* vs. Bal. (10/9). He also added a pair of assisted special-teams stops against the Ravens. Foxworth made six tackles (5 solo) as the team's nickel back and as a safety at Pit. (11/5). He started his first game of the season and recorded six tackles (4 solo) and a pass defended on *Sunday Night Football* vs. Sea. (12/3) as a nickel back and as a safety. As the starting strong safety, he made eight tackles (6 solo) and broke up a pass at S.D. (12/10). He started at cornerback due to Darrent Williams' injured toe at Ari. (12/17) and tied for the team lead with six tackles (5 solo) and a pair of passes defended. He led the club with a career-high 14 tackles (12 solo) and forced a fumble that led to a takeaway vs. Cin. (12/24).

2005: Selected by the Broncos in the third round (97th overall) of the 2005 NFL Draft, Foxworth played all 16 regular-season games (7 starts) during his rookie season. He ranked second on the team with 18 pass breakups and added 66 tackles (59 solo) and two interceptions (23 yds.), helping Denver tie for third in the NFL in scoring defense (16.1 ppg.). Named Diet Pepsi NFL Rookie of the Week (Wk. 4 at Jac. 10/2) and a *USA Today* 'All-Joe' Team selection, Foxworth started both Broncos playoffs games and led the club with 20 tackles in the postseason. He joined fellow rookie Darrent Williams to form only the third pair of Broncos rookies to start the same game at cornerback since starts were tracked by the team in 1968, a feat they accomplished twice in 2005. In addition, Foxworth (7 starts) joined Williams (9 starts) in starting the most games by a Denver rookie cornerback since 1975. He also added a forced fumble and a fumble recovery while posting seven tackles and a fumble recovery on special teams. Foxworth started an AFC Divisional Playoff Game vs. N.E. (1/14) and tied for the team lead with nine tackles (5 solo) to help end the Patriots' NFL-record 10-game postseason unbeaten streak. In the AFC Championship Game vs. Pit. (1/22), Foxworth led the team with 11 tackles (8 solo) and had a pass defended. During the Broncos' regular-season opener at Mia. (9/11), Foxworth replaced Lenny Walls (cramps) in the second half and made a solo tackle and broke up a pass against the Dolphins. With both Bailey and Williams inactive, Foxworth made the first start of his career at Jac. (10/2) and responded by earning Diet Pepsi NFL Rookie of the Week honors after posting a team-high seven solo tackles, one interception and a fumble recovery against the Jaguars. The following week vs. Was. (10/9), he and Williams both started at cornerback, marking the first time since 1969 that a pair of Broncos rookies started the same game at cornerback (Grady Cavness and Billy Thompson). Foxworth tied for the team lead with seven tackles (5 solo) and had two passes defended against the Redskins. Returning to a reserve role with Bailey back in the starting lineup vs. N.E. (10/16), Foxworth paced Denver with a season-high 10 tackles (9 solo) along with adding a forced fumble and two passes defended. He provided a key interception to go with two solo tackles and a season-high four passes defended vs. Phi. (10/30). He made four tackles (3 solo) vs. NYJ (11/20) in Denver's first shutout since Nov. 9, 1997, vs. Carolina. In Denver's game vs. Bal. (12/11), he filled in as an emergency starter on defense when Darrent Williams suffered a groin injury covering the game's opening kickoff and finished with six tackles (5 solo) and a special-teams stop. Foxworth remained in the starting lineup for the rest of the regular season and the first playoff game due to Williams' groin injury.

COLLEGE: Foxworth started all 40 games played in four seasons at the University of Maryland, totaling 143 tackles (121 solo), eight interceptions (128 yds.), 31 pass breakups and four fumble recoveries. He returned one of his interceptions 44 yards for a touchdown and added another score on a 12-yard fumble recovery. With 11 starts at the defensive "wing" position as a senior, Foxworth ended his collegiate career with 40 consecutive starts. As a senior, he was tabbed a second-team All-Atlantic Coast Conference selection and a second-team All-American by *The Sporting News* after totaling 36 tackles (31 solo) in 11 starts while ranking second on the team with eight pass breakups. A second-team All-ACC selection as a junior, he started all 13 games and posted 45 tackles (38 solo) and three interceptions (64 yds.), including one that he returned 44 yards for a score. His three interceptions that year tied for fourth in the ACC as well as the team lead along with Madiou Williams. In his first full year as a starter as a sophomore, Foxworth was named first-team All-ACC after posting a career-high 54 tackles (44 solo), five interceptions (64 yds.) and 17 pass breakups in 14 games (14 starts). He also recovered two fumbles, including one that he returned 12 yards for his first career touchdown. Foxworth was scheduled to redshirt as a freshman before injuries necessitated his starting against Clemson late in the year. He started the final two games of the regular season and played in the Orange Bowl against Florida as one of only four true freshmen to see playing time for Maryland.

PERSONAL: Foxworth was a three-year starter at defensive back and tailback for Western Tech High School in Catonsville, Md., while also handling kick returns. An All-America and All-Region selection by *SuperPrep*, Foxworth was the publication's No. 3 player in the region and the No. 6 defensive back in the nation as a senior. Additionally, he was a consensus all-state defensive back and Big School All-State choice (Associated Press) while earning first-team All-Metro and All-Baltimore County honors from the *Baltimore Sun*. He racked up 4,871 all-purpose yards and a school-record 43 touchdowns during his career, including a school-record 1,369 rushing yards and 22 touchdowns as a senior. Defensively, he recorded a school-record 14 interceptions. As a senior, he posted 2,037 all-purpose yards. Foxworth was an outstanding student in high school, carrying a GPA above 3.0 and accumulating enough credits to graduate early and enroll at Maryland in the spring of 2001. He earned a bachelor's degree in American studies from Maryland and graduated in three-and-a-half years. He started a mentoring program for Washington youth titled Students Taking Action for the Future in which they would shadow college students. Foxworth authored a book, "On The Island," that was released in May 2006 and is a collection of journal entries he wrote for *The Denver Post* during his rookie year in 2005. Proceeds from the book's sales went to Ambassadors for Literacy, a nonprofit group dedicated to promoting preschool literacy. Foxworth participated in a three-day NFL-arranged business and management workshop at the Harvard Business School during the 2006 offseason. During the 2007 offseason, he served on the NFL Player Conduct Advisory Committee. He also serves as the spokesman for collegeincolorado.org. The son of Lorinzo and Karen Foxworth, Domonique Foxworth was born March 27, 1983, in Oxford, England, and resides in Denver.

FOXWORTH'S REGULAR SEASON RECORD

Year	Club	G	S	UT	A	TT	S-Yds.	I-Yds.	PD	FF	FR	TD-Int.	TD-FR	S	Pts.
2005	Denver	16	7	59	7	66	0-0	2-23	18	1	1	0	0	0	0
2006	Denver	16	5	47	11	58	0-0	1-45	12	1	0	0	0	0	0
CAREER TOTALS		32	12	106	18	124	0-0	3-68	30	2	1	0	0	0	0

ADDITIONAL STATISTICS: Special teams tackles — 2005 (7), 2006 (6), TOTAL (13). Blocked a 37-yard field goal attempt by Stephen Gostkowski at New England (9/24/06). Recovered a fumble on a punt return vs. Kansas City to maintain possession (9/26/05).

FOXWORTH'S POSTSEASON RECORD

Year	Club	G	S	UT	A	TT	S-Yds.	I-Yds.	PD	FF	FR	TD-Int.	TD-FR	S	Pts.
2005	Denver	2	2	13	7	20	0-0	0-0	1	0	0	0	0	0	0
CAREER TOTALS		2	2	13	7	20	0-0	0-0	1	0	0	0	0	0	0

FOXWORTH'S SINGLE GAME HIGHS

(Postseason in parentheses)

Interceptions — 1, three times, last vs. Baltimore, 10/9/06 (none). **Interception return yards** — 45 vs. Baltimore, 10/9/06 (none). **Sacks** — None (none). **Sack yards** — None (none).



IAN GOLD

6-0 • 223 • 8TH YR. • MICHIGAN

BORN: Aug. 23, 1978, in Ann Arbor, Mich.

HIGH SCHOOL: Belleville High School, Belleville, Mich.

ACQUIRED: Free Agent, 2005 / Draft #2a (40th overall), 2000

NFL YEAR: 8th • **YEAR WITH BRONCOS:** 7th

NFL GAMES PLAYED/STARTED: 101/66 • **POSTSEASON:** 3/2



LINEBACKER

GOLD AT A GLANCE:

- An eighth-year linebacker who four times has recorded 100 or more tackles in a season and in 2007 begins his seventh season with the Broncos.
- Rejoined the Broncos as a free agent in 2005 for his second stint with the club after playing for Tampa Bay in 2004 following his first four professional seasons with Denver.
- Recorded his third consecutive 100-tackle season with 101 stops (77 solo) for Denver in 2006.
- Led the Broncos with 106 tackles (81 solo) in 2005, marking the first time in his NFL career that he finished the year as his team's leader in tackles.
- Rebounded from a torn ACL in his right knee that limited him to only six games with Denver in 2003 by ranking third on the Buccaneers in 2004 with 120 tackles (70 solo) as a 13-game starter.
- Distinguished himself as a top special-teams player with Denver, earning Pro Bowl honors for his efforts in 2001, before emerging as a starting linebacker in 2002.

52's TROPHY CASE

Pro Bowl Selections (1)2001

- Posted a career-high 166 tackles (130 solo) as a 16-game starter for the Broncos in 2002 while ranking fifth among AFC linebackers with 6.5 sacks (34 yds.).
- Scored two career touchdowns on an INT return (2003) and a blocked punt return (2000).
- Earned All-Big Ten Conference honors as a junior and senior at the University of Michigan.
- Joined the Broncos as a free agent on March 3, 2005.
- Selected by the Broncos in the second round (40th overall) of the 2000 NFL Draft.

CAREER TRANSACTIONS: Signed by Denver as a draft choice 7/22/00; Placed on injured reserve (right knee) by Denver 10/14/03; Signed with Tampa Bay as an unrestricted free agent 4/28/04; Released by Tampa Bay 3/1/05; Signed by Denver 3/3/05.



2006: In 15 games (15 starts) with Denver, Gold placed second on the club with 101 tackles (77 solo) while adding a forced fumble and four passes defended. He also surpassed the 10-tackle plateau in three games. He led the Bronco in tackles for two consecutive games early in the season as he registered 13 tackles (10 solo) in the home opener vs. K.C. (9/17) and posted 14 stops (11) at N.E. (9/24). Gold eclipsed the 500-career tackle mark and 300 solo tackles as a Bronco in the game against the Patriots. He added four tackles (3 solo) on *Monday Night Football* vs. Bal. (10/9) in helping the team become just the second club (2000 Miami Dolphins) since 1940 to allow just one touchdown in its first four games. In addition to making four tackles (3 solo) vs. Oak. (10/15), he forced a fumble that led to a takeaway as Denver joined the 1934 Detroit Lions as the only teams to allow only one touchdown through their first five games of the season. He paced the team with nine tackles (8 solo) vs. Ind. (10/29). Gold added two tackles (1 solo) at Pit. (11/5) before leaving the game with a hamstring injury that forced him to be declared inactive for the game at Oak. (11/12). He registered seven solo tackles on Thanksgiving at K.C. (11/23). Gold led the linebackers and tied for the team lead with six tackles (4 solo) and a pass defended at Ari. (12/17). In his 100th professional game, he made six tackles (4 solo) vs. Cin. (12/24). With Al Wilson sidelined with thumb and back injuries, Gold led Denver in tackles for the second consecutive game with 11 in the regular-season finale vs. S.F. (12/31).

2005: In his second stint with the Broncos, Gold started all 16 regular-season games and both playoff contests, leading Denver in all three tackle categories during the year: total tackles (106), solo tackles (81) and assists (25). Gold, who paced a team in tackles for the first time in his NFL career, tied for the lead among Broncos linebackers with three sacks (17 yds.). He also defended three passes, forced four fumbles and recovered two fumbles. Gold was a stalwart on the league's second-best run defense (85.2 ypg.) and a scoring defense that tied for third in the NFL (16.1 ppg.). In an AFC Divisional Playoff Game vs. N.E. (1/14), he had seven tackles (6 solo) and a fumble recovery that set up a Denver touchdown. He followed that performance with four tackles (2 solo) in the AFC Championship Game vs. Pit. (1/22). In the regular-season opener at Mia. (9/11), he led the linebackers and finished second on the team with seven tackles (6 solo) while adding a fumble recovery. He recorded four solo tackles, including a sack that forced a fumble, in the Broncos' home opener vs. S.D. (9/18). Gold paced his position group with eight tackles (6 solo) and forced a fumble on *Monday Night Football* vs. K.C. (9/26). The following week, he contributed six tackles (4 solo) at Jac. (10/2) to help limit the Jaguars to 12 rushing yards, the fewest allowed by the Broncos since 1965 (0 yds., at K.C., 12/19/65). Gold made five tackles (3 solo) vs. Was. (10/9) and may have saved the game when he deflected Redskins quarterback Mark Brunell's pass to wide receiver David Patten to thwart a fourth-quarter two-point conversion and preserve Denver's 21-19 win. He notched a season-high 10 tackles (8 solo) to lead the team at NYG (10/23). Gold recorded his second sack of the season as part of a six-tackle (4 solo) performance vs. NYJ (11/20), the Broncos' first shutout since Nov. 9, 1997, vs. Carolina. Gold shared the team tackle lead with 10 on Thanksgiving Day at Dal. (11/24). He recorded his third consecutive 10-tackle game to go with a forced and recovered fumble vs. Bal. (12/11). Gold sacked his third quarterback of the season in the regular-season finale at S.D. (12/31).

GOLD'S SACKS BY QUARTERBACK

*denotes win (Gold's teams are 12-4 in games in which he records a sack.)

QB	Sacks	Dates
Rich Gannon	4	1 vs. Oak., 11/13/00*, 1 vs. Oak., 12/30/01*, 1 vs. Oak., 11/11/02, 1 at Oak., 12/22/02
Tom Brady	1	at N.E., 10/27/02*
Drew Brees	1	vs. S.D., 9/18/05*
Aaron Brooks	1	at N.O., 12/3/00*
Kerry Collins	1	vs. NYG, 9/10/01*
Jeff Garcia	1	at S.F., 9/15/02*
Trent Green	1	vs. K.C., 12/15/02*
Ryan Leaf	1	at Dal., 11/22/01*
Chad Pennington	1	at NYJ, 12/8/02
Philip Rivers	1	at S.D., 12/31/05*
Vinny Testaverde	1	vs. NYJ, 11/20/05*
Josh McCown	0.5	vs. Ari., 12/29/02*
Michael Vick	0.5	at Atl., 11/14/04

2004: In his first and only season with Tampa Bay, Gold ranked third on the Buccaneers with 120 tackles (70 solo) while adding one interception (31 yds., at Stl. 10/18), half a sack (5 yds.) and two pass breakups in 16 games (13 starts). The only starts he missed—at Stl. (10/18), vs. Chi. (10/24) and at Ari. (1/2)—were due to Tampa Bay opening the game with three defensive backs. He started in the season opener at Was. (9/12) and made seven tackles (6 solo). He recorded six tackles (3 solo) at Oak. (9/26) and tallied a season-high 10 stops (3 solo) vs. Den. (10/3). He posted six tackles (2 solo), an interception (31 yds.) and a pass breakup at Stl. (10/18) on *Monday Night Football*. His lone sack of the year was half a sack (5 yds.) of Michael Vick at Atl. (11/4). The next week vs. S.F. (11/21), he made eight tackles (7

GOLD A MEMBER OF 100-TACKLE CLUB

IAN GOLD'S 100-TACKLE SEASONS

Year	Team	Gold's Total	Team Rank	Team Leader
2002	Denver	166	No. 2	Al Wilson (199)
2004	Tampa Bay	120	No. 3	Derrick Brooks (172)
2005	Denver	106	No. 1	Gold (106)
2006	Denver	101	No. 2	Al Wilson (113)

solo) and helped limit the 49ers to only 26 yards of offense and two first downs in the first half. He finished the Buccaneers' contest at Car. (11/28) with nine stops (6 solo) before posting eight tackles (7 solo) vs. Atl. (12/5), contributing to the defense posting its ninth shutout in franchise history and first of the season. He led Tampa Bay with a career-high 15 tackles (6 solo) vs. N.O. (12/19).

2003: Gold—selected as the Broncos' nominee for the Walter Payton NFL Man of the Year award—started the first six games at weakside linebacker before being placed on injured reserve Oct. 14 because of a torn anterior cruciate ligament in his right knee. He underwent surgery at the Steadman-Hawkins Clinic in Vail, Colo., on Oct. 17. Before going down, Gold ranked third on the team in tackles with 39 (34 solo) while also tying for the team lead with two interceptions (14 yds.) and tying for second with six pass deflections. He made two special-teams stops for the year. In the season opener at Cin. (9/7), Gold recorded 10 tackles (8 solo) and one interception, the first of his career, that he returned for a 12-yard touchdown. His touchdown was the second of his career, the first coming on a return after he blocked a punt vs. Oak. (11/13/00). At S.D. (9/14), Gold recorded six solo tackles, two passes defended and snared his second interception in as many weeks. Gold matched his season high with 10 tackles (8 solo) vs. Det. (9/28). At K.C. (10/5), he recorded nine solo tackles, marking a season high for unassisted tackles. He saw his season come to an end vs. Pit. (10/12) when he went down with 6:31 remaining in the first quarter after tearing the ACL in his right knee covering a Denver punt.

2002: Gold started at weakside linebacker in all 16 games and ranked second on the Broncos in tackles with a career-high 166 (130 solo), including a career-high 6.5 sacks (34 yds.), as well as five passes defended, three forced fumbles and one fumble recovery. Gold's sack total tied for fifth in the AFC (T-8th in NFL) among linebackers. In his first year as a starter, Gold posted double-digit tackle totals in 10 games, including four in a row and in eight of the final 10 outings. He also posted at least half a sack in each of the final four games, notching 3.5 sacks in that span. In the season opener vs. Stl. (9/8), Gold posted a then career-high 12 tackles (10 solo) to tie for the team lead. Gold recorded his first sack of the season at S.F. (9/15) among his 10 tackles (9 solo). His first forced fumble came vs. Buf. (9/22) and led to a 24-yard scoring return by Chester McGlockton. Gold made a career-high 13 tackles (9 solo) at K.C. (10/20). He posted his second sack of the season at N.E. (10/27) and forced a fumble in the game. He led the team in tackles while tying his career high with 13 stops (9 solo) vs. Oak. (11/11), including his third sack of the season, giving him sacks in back-to-back games. At S.D. (12/1), he matched his season high with 13 tackles (10 solo). He recorded his fourth sack at NYJ (12/8). Gold matched his season high (fourth time) with 13 tackles (10 solo) vs. K.C. (12/15) and also recorded his fifth sack of the season (1 yd.—QB Trent Green). Gold recorded his sixth sack of the season at Oak. (12/22), knocking the ball loose from Rich Gannon on the play for his third forced fumble of the year. He also matched his season high (for the fifth time) of 13 tackles (12 solo) against the Raiders. His fumble recovery came in the season finale vs. Ari. (12/29), and he added a sack in that game.

2001: Gold—voted to play in the Pro Bowl for the first time in his career as the AFC special teams performer, and named All-AFC for special teams by *Pro Football Weekly*—played all 16 games (0 starts) and posted a then career-best 28 tackles (22 solo), including a then career-high three sacks (14 yds.) while breaking up two passes and forcing a fumble. He excelled on special teams, ranking third on the team with 18 tackles and recovering two fumbles (at K.C. 12/16 and at Ari. 9/23) on the unit. His second fumble recovery came on the opening kickoff of the second half at K.C. (12/16). In the season opener vs. NYG (9/10), he posted one solo tackle in the form of a sack of Kerry Collins for a 2-yard loss. Gold recorded a then season high in tackles at S.D. (10/21) with four (3 solo). He recorded his second sack (6 yds.) of the season at Dal. (11/22), dropping Ryan Leaf and causing a fumble that was recovered by John Mobley to set up a Broncos touchdown. Gold set his season high initially with five tackles at Mia. (12/2), just one short of his career single-game high set in 2000 at N.O. (12/3/00). Gold tied his season high in tackles with five vs. Oak. (12/30), including one sack.

2000: Selected by the Broncos in the second round (40th overall) of the 2000 NFL Draft, Gold played all 16 regular-season games (0 starts) as a rookie and saw action in a reserve role on defense and special teams. He posted 21 tackles (20 solo) on defense with two sacks (4 yds.) and a forced fumble (vs. Oak. 11/13). He recorded 11 solo tackles in a two-game span (gms. 13-14), posting five vs. Sea. (12/10) after a career-high six at N.O. (12/3). On special teams, Gold ranked third on Denver with 11 tackles and blocked a punt, which he returned 12 yards for his first touchdown, vs. Oak. (11/13). He also recovered two fumbles (vs. Cle. 10/15 and vs. Atl. 9/10) on special teams. He played as a reserve and on special teams in the AFC Wild Card Game at Bal. (12/31) and posted one solo tackle in his first postseason game. Gold made his NFL debut in the season opener at Stl. (9/4) and made four tackles (3 solo). He was spectacular on *Monday Night Football* vs. Oak. (11/13), registering a sack of Rich Gannon and forcing a fumble on the play that the Broncos recovered. He also blocked a Shane Lechler punt and returned it 12 yards for a touchdown in the win, finishing the game with two special-

teams tackles to earn AFC Special Teams Player of the Week honors. Gold became the first Bronco to return a blocked punt for a touchdown since Rob Nairne returned one 22 yards for a score vs. N.E. (11/11/79).

COLLEGE: Gold was a four-year letterwinner and a two-year starter at the University of Michigan, switching from running back to linebacker as a sophomore. He earned All-Big Ten Conference honors as both a junior (second team) and senior (first team), leading the Wolverines in tackles with 95 (71 solo) in his final campaign in Ann Arbor. He played every game as a sophomore in his first season as a linebacker following a freshman season in which he mostly saw special teams duty as a running back.

PERSONAL: Gold was a *SuperPrep* All-American, *Blue Chip Illustrated* All-Midwest, *Detroit News* Blue Chip, All-Mega Conference, all-area and Associated Press Class A/AA all-state pick as a running back at Belleville High School in Belleville, Mich. A three-year letterman, he rushed for 934 yards and 21 touchdowns while returning a pair of punts for scores as a senior despite missing the final two games with a knee sprain. Gold's numbers from his junior year included 920 rushing yards and 17 touchdowns. He also lettered in basketball (guard) and track (sprinter/high jumper). Gold earned a bachelor's degree in political science from Michigan. His twin brothers, Jason and Jeremy, played football at Central Michigan, and his younger brother, Cory, played football in high school and is a 2002 graduate of Moorehouse College. Gold's mother, Celia, graduated from the University of Michigan. Ian Maurice Gold was born Aug. 23, 1978, at the University of Michigan Hospital in Ann Arbor, Mich.

GOLD'S REGULAR SEASON RECORD

Year	Club	G	S	UT	A	TT	S-Yds.	I-Yds.	PD	FF	FR	TD-Int.	TD-FR	S	Pts.
2000	Denver	16	0	20	1	21	2-4	0-0	0	1	0	0	0	0	0
2001	Denver	16	0	22	6	28	3-14	0-0	2	1	0	0	0	0	0
2002	Denver	16	16	130	36	166	6.5-34	0-0	5	3	1	0	0	0	0
2003	Denver	6	6	34	5	39	0-0	2-14	6	0	0	1	0	0	6
2004	Tampa Bay	16	13	70	50	120	0.5-5	1-31	2	0	0	0	0	0	0
2005	Denver	16	16	81	25	106	3-17	0-0	5	4	2	0	0	0	0
2006	Denver	15	15	77	24	101	0-0	0-0	4	1	0	0	0	0	0
CAREER TOTALS		101	66	434	147	581	15-74	3-45	24	10	3	1	0	0	6
BRONCOS TOTALS		85	53	364	97	461	14.5-69	2-14	22	10	3	1	0	0	6

ADDITIONAL STATISTICS: Special teams tackles — 2000 (11), 2001 (18), 2002 (1), 2003 (2), TOTAL (32). Blocked a Shane Lechler punt vs. Oakland (11/13/00) and returned it 12 yards for a touchdown. Special teams fumbles — 2000 (2FR), 2001 (2FR), 2002 (1FR), TOTAL (5FR).

GOLD'S POSTSEASON RECORD

Year	Club	G	S	UT	A	TT	S-Yds.	I-Yds.	PD	FF	FR	TD-Int.	TD-FR	S	Pts.
2000	Denver	1	0	1	0	1	0-0	0-0	0	0	0	0	0	0	0
2005	Denver	2	2	8	3	11	0-0	0-0	0	0	1	0	0	0	0
CAREER TOTALS		3	2	9	3	12	0-0	0-0	0	0	1	0	0	0	0
BRONCOS TOTALS		3	2	9	3	12	0-0	0-0	0	0	1	0	0	0	0

GOLD'S SINGLE GAME HIGHS

(Postseason in parentheses)

Sacks — 1, 14 times, last at San Diego, 12/31/05 (none). **Sack yards** — 10 at N.Y. Jets, 12/8/02 (none). **Interceptions** — 1, three times, last at St. Louis, 10/18/04 (none). **Interception return yards** — 31 at St. Louis, 10/18/04 (none).

IAN GOLD'S CAREER GAME-BY-GAME

(Victories asterisked)

2000 DENVER (11-5)			TACKLES								
Date	Opponent	P/S	UT	A	TT	S-Yds.	I-Yds	PD	FF	FR	
Sep 4	at St. Louis	P	3	1	4	0-0	0-0	0	0	0	
Sep 10	vs. Atlanta*	P	0	0	0	0-0	0-0	0	0	0	
Sep 17	at Oakland*	P	0	0	0	0-0	0-0	0	0	0	
Sep 24	vs. Kansas City	P				Special Teams Only					
Oct 1	vs. New England	P									
Oct 8	at San Diego*	P									
Oct 15	vs. Cleveland*	P	1	0	1	0-0	0-0	0	0	0	
Oct 22	at Cincinnati	P	0	0	0	0-0	0-0	0	0	0	
Nov 5	at N.Y. Jets*	P				Special Teams Only					
Nov 13	vs. Oakland*	P	1	0	1						1-2
Nov 19	vs. San Diego*	P	1	0	1	0-0	0-0	0	0	0	
Nov 26	at Seattle*	P	0	0	0	0-0	0-0	0	0	0	
Dec 3	at New Orleans*	P	6	0	6	1-2	0-0	0	0	0	
Dec 10	vs. Seattle*	P	5	0	5	0-0	0-0	0	0	0	
Dec 17	at Kansas City	P	1	0	1	0-0	0-0	0	0	0	
Dec 23	vs. San Francisco*	P	2	0	2	0-0	0-0	0	0	0	
Regular Season Totals			16/0	20	1	21	2-4	0-0	0	1	0
Dec 31	at Baltimore†	P	1	0	1	0-0	0-0	0	0	0	
Postseason Totals			1/0	1	0	1	0-0	0-0	0	0	0

†AFC Wild Card Playoff Game

2001 DENVER (4-10)			TACKLES								
Date	Opponent	P/S	UT	A	TT	S-Yds.	I-Yds	PD	FF	FR	
Sep 10	vs. N.Y. Giants*	P	1	0	1	1-2	0-0	0	0	0	
Sep 23	at Arizona*	P	1	0	1	0-0	0-0	0	0	0	
Sep 30	vs. Baltimore	P	0	0	0	0-0	0-0	2	0	0	
Oct 7	vs. Kansas City*	P	0	0	0	0-0	0-0	0	0	0	
Oct 14	at Seattle	P	1	1	2	0-0	0-0	0	0	0	
Oct 21	at San Diego	P	3	1	4	0-0	0-0	0	0	0	
Oct 28	vs. New England*	P	0	0	0	0-0	0-0	0	0	0	
Nov 5	at Oakland	P	2	0	2	0-0	0-0	0	0	0	
Nov 11	vs. San Diego*	P	2	0	2	0-0	0-0	0	0	0	
Nov 18	vs. Washington	P	0	0	0	0-0	0-0	0	0	0	
Nov 22	at Dallas*	P	1	0	1	1-6	0-0	0	1	0	
Dec 2	at Miami	P	4	1	5	0-0	0-0	0	0	0	
Dec 9	vs. Seattle*	P	1	1	2	0-0	0-0	0	0	0	
Dec 16	at Kansas City	P	1	0	1	0-0	0-0	0	0	0	
Dec 30	vs. Oakland*	P	4	1	5	1-6	0-0	0	0	0	
Jan 6	at Indianapolis	P	1	1	2	0-0	0-0	0	0	0	
Regular Season Totals			16/0	22	6	28	3-14	0-0	2	1	0

2002 DENVER (9-7)										
TACKLES										
Date	Opponent	P/S	UT	A	TT	S-Yds.	I-Yds	PD	FF	FR
Sep 8	vs. St. Louis*	S	10	2	12	0-0	0-0	0	0	0
Sep 15	at San Francisco*	S	10	1	11	1-7	0-0	0	0	0
Sep 22	vs. Buffalo*	S	7	1	8	0-0	0-0	0	1	0
Sep 30	at Baltimore	S	6	2	8	0-0	0-0	1	0	0
Oct 6	vs. San Diego*	S	5	1	6	0-0	0-0	1	0	0
Oct 13	vs. Miami	S	3	4	7	0-0	0-0	0	0	0
Oct 20	at Kansas City*	S	9	4	13	0-0	0-0	1	0	0
Oct 27	at New England*	S	7	1	8	1-3	0-0	0	1	0
Nov 11	vs. Oakland	S	9	4	13	1-5	0-0	0	0	0
Nov 17	at Seattle*	S	7	3	10	0-0	0-0	0	0	0
Nov 24	vs. Indianapolis	S	10	2	12	0-0	0-0	0	0	0
Dec 1	at San Diego	S	10	3	13	0-0	0-0	0	0	0
Dec 8	at N.Y. Jets	S	7	2	9	1-10	0-0	1	0	0
Dec 15	vs. Kansas City*	S	10	3	13	1-1	0-0	1	0	0
Dec 22	at Oakland	S	12	1	13	1-3	0-0	0	1	0
Dec 29	vs. Arizona*	S	8	2	10	0.5-5	0-0	0	0	1
Regular Season Totals		16/16	130	36	166	6.5-34	0-0	5	3	1

2003 DENVER (10-6)										
TACKLES										
Date	Opponent	P/S	UT	A	TT	S-Yds.	I-Yds	PD	FF	FR
Sep 7	at Cincinnati*	S	8	2	10	0-0	1-12	1	0	0
Sep 14	at San Diego*	S	6	0	6	0-0	1-2	2	0	0
Sep 22	vs. Oakland*	S	3	1	4	0-0	0-0	2	0	0
Sep 28	vs. Detroit*	S	8	2	10	0-0	0-0	1	0	0
Oct 5	at Kansas City	S	9	0	9	0-0	0-0	0	0	0
Oct 12	vs. Pittsburgh*	S	0	0	0	0-0	0-0	0	0	0
Placed on Injured Reserve Oct. 14 (TORN ACL - RIGHT KNEE)										

Regular Season Totals		6/6	34	5	39	0-0	2-14	6	0	0
2004 TAMPA BAY (5-11)		TACKLES								
Date	Opponent	P/S	UT	A	TT	S-Yds.	I-Yds	PD	FF	FR
Sep 12	at Washington	S	6	1	7	0-0	0-0	0	0	0
Sep 19	vs. Seattle	S	2	5	7	0-0	0-0	1	0	0
Sep 26	at Oakland	S	3	3	6	0-0	0-0	0	0	0
Oct 3	vs. Denver	S	3	7	10	0-0	0-0	0	0	0
Oct 10	at New Orleans*	S	4	1	5	0-0	0-0	0	0	0
Oct 18	at St. Louis	P	2	4	6	0-0	1-31	1	0	0
Oct 24	vs. Chicago*	P	2	0	2	0-0	0-0	0	0	0
Nov 7	vs. Kansas City*	S	3	5	8	0-0	0-0	0	0	0
Nov 14	at Atlanta	S	6	2	8	.5-5	0-0	0	0	0
Nov 21	vs. San Francisco*	S	7	1	8	0-0	0-0	0	0	0
Nov 28	at Carolina	S	6	3	9	0-0	0-0	0	0	0
Dec 5	vs. Atlanta*	S	7	1	8	0-0	0-0	0	0	0
Dec 12	at San Diego	S	5	2	7	0-0	0-0	0	0	0
Dec 19	vs. New Orleans	S	6	9	15	0-0	0-0	0	0	0
Dec 26	vs. Carolina	S	5	3	8	0-0	0-0	0	0	0
Jan 2	at Arizona	P	3	3	6	0-0	0-0	0	0	0
Regular Season Totals		16/13	70	50	120	0.5-5	1-31	2	0	0

Did You Know?

The Broncos enter the 2007 season as one of only four teams in the NFL at least 100 games above the .500 mark in regular-season play since the 1970 AFL-NFL merger. Denver (332-230-6 / .590) joins Miami (353-213-2 / .623), Pittsburgh (341-225-2 / .602) and Dallas (334-234-0 / .588) as the only four teams in the NFL that are 100 or more games above .500 since 1970.

2005 DENVER (13-3)			TACKLES								
Date	Opponent	P/S	UT	A	TT	S-Yds.	I-Yds	PD	FF	FR	
Sep 11	at Miami	S	6	1	7	0-0	0-0	0	0	0	
Sep 18	vs. San Diego*	S	4	0	4	1-7	0-0	0	1	0	
Sep 26	vs. Kansas City*	S	6	2	8	0-0	0-0	0	1	0	
Oct 2	at Jacksonville*	S	4	2	6	0-0	0-0	0	0	0	
Oct 9	vs. Washington*	S	3	2	5	0-0	0-0	1	0	0	
Oct 16	vs. New England*	S	4	2	6	0-0	0-0	0	0	0	
Oct 23	at N.Y. Giants	S	8	2	10	0-0	0-0	0	0	0	
Oct 30	vs. Philadelphia*	S	6	1	7	0-0	0-0	2	0	0	
Nov 13	at Oakland*	S	2	3	5	0-0	0-0	0	0	0	
Nov 20	vs. N.Y. Jets*	S	4	2	6	1-8	0-0	0	1	0	
Nov 24	at Dallas*	S	7	3	10	0-0	0-0	0	0	0	
Dec 4	at Kansas City	S	9	1	10	0-0	0-0	0	0	0	
Dec 11	vs. Baltimore*	S	8	2	10	0-0	0-0	0	1	1	
Dec 17	at Buffalo*	S	2	1	3	0-0	0-0	0	0	0	
Dec 24	vs. Oakland*	S	5	1	6	0-0	0-0	0	0	0	
Dec 31	at San Diego*	S	3	0	3	1-2	0-0	1	0	0	
Regular Season Totals		16/16	81	25	106	3-17	0-0	5	4	2	

Jan 14	vs. New England* & Jan 22	vs. Pittsburgh*	S	6	1	7	0-0	0-0	0	0	1
			S	2	2	4	0-0	0-0	0	0	0
Postseason Totals			2/2	8	3	11	0-0	0-0	0	0	1

*AFC Divisional Playoff Game; #AFC Championship Game

2006 DENVER (9-7)			TACKLES								
Date	Opponent	P/S	UT	A	TT	S-Yds.	I-Yds	PD	FF	FR	
Sep 10	at St. Louis	S	2	2	4	0-0	0-0	1	0	0	
Sep 17	vs. Kansas City*	S	10	3	13	0-0	0-0	0	0	0	
Sep 24	at New England*	S	11	3	14	0-0	0-0	0	0	0	
Oct 9	vs. Baltimore*	S	3	1	4	0-0	0-0	0	0	0	
Oct 15	vs. Oakland*	S	3	1	4	0-0	0-0	0	1	0	
Oct 22	at Cleveland*	S	6	1	7	0-0	0-0	1	0	0	
Oct 29	vs. Indianapolis	S	8	1	9	0-0	0-0	0	0	0	
Nov 5	at Pittsburgh*	S	1	1	2	0-0	0-0	0	0	0	
Nov 12	at Oakland*	INACTIVE (HAMSTRING)									
Nov 19	vs. San Diego	S	3	3	6	0-0	0-0	0	0	0	
Nov 23	at Kansas City	S	7	0	7	0-0	0-0	0	0	0	
Dec 3	vs. Seattle	S	0	1	1	0-0	0-0	0	0	0	
Dec 10	at San Diego	S	6	1	7	0-0	0-0	0	0	0	
Dec 17	at Arizona*	S	4	2	6	0-0	0-0	1	0	0	
Dec 24	vs. Cincinnati*	S	4	2	6	0-0	0-0	0	0	0	
Dec 31	vs. San Francisco	S	9	2	11	0-0	0-0	1	0	0	
Regular Season Totals		15/15	77	24	101	0-0	0-0	4	1	0	



AMON GORDON

6-2 • 305 • 3RD YR. • STANFORD

BORN: Oct. 13, 1981, in Queens, N.Y.

HIGH SCHOOL: Mira Mesa High School, San Diego

ACQUIRED: Waivers (Cleveland), 2006

NFL Year: 3rd • Year with Broncos: 1st

NFL Games Played/Started: 6/0



DEFENSIVE TACKLE

GORDON AT A GLANCE:

- A third-year defensive tackle who spent 2006 on Denver's practice squad after the club acquired him off waivers from Cleveland that offseason.
- Spent the 2005 regular season on the Browns' injured reserve list with a knee injury.
- Totaled all six career games with the Browns as a rookie in 2004, posting 10 tackles (6 solo).
- Saw action in 35 career games (18 starts) at Stanford University, recording 71 tackles (43 solo) and seven sacks (90 yds.).
- Moved from defensive end to defensive tackle before the start of his senior year at Stanford after leading the school with four sacks as a junior.
- Selected by Cleveland in the fifth round (161st overall) of the 2004 NFL Draft.

CAREER TRANSACTIONS: Signed by Cleveland as a draft choice 7/30/04; Placed on injured reserve (knee) by Cleveland 9/4/05; Waived by Cleveland 3/17/06; Claimed off waivers by Denver 3/22/06; Waived by Denver 9/2/06; Signed by Denver (practice squad) 9/3/06.



2006: Gordon joined the Broncos off waivers from Cleveland on March 22. After playing in all four preseason games, he was waived on Sept. 2 before he was signed to Denver's practice squad on Sept. 3.

2005: Gordon spent the entire regular season with Cleveland on injured reserve due to a knee injury.

2004: Selected by Cleveland in the fifth round (161st overall) of the 2004 NFL Draft, Gordon played six games (0 starts) for the Browns and saw time in each of their last four games. He made 10 tackles (6 solo) and added a special-teams stop for the year. He made his professional debut by playing on special teams vs. Was. (10/3) and recorded a special-teams tackle the following week at Pit. (10/10). He contributed a season-high three tackles (2 solo) at Buf. (12/12) while seeing action as a defensive tackle. He matched his three-tackle performance the following week vs. S.D. (12/19). He added two tackles in each of the team's last two games (at Mia. 12/26 and at Hou. 1/2). He was listed as inactive for eight games and dressed but did not play in two others.

COLLEGE: Gordon moved from defensive end to defensive tackle for his senior season at Stanford University. He saw action in 35 career games (18 starts) at Stanford, posting 71 tackles (43 solo), seven sacks (90 yds.), three fumble recoveries, two forced fumbles, six passes defended and two blocked kicks. During his junior year in 2002, his first season as a starter, Gordon led the team with four sacks (65 yds.) and added two fumble recoveries. He also was second on the team with seven tackles-for-losses (73 yds.). As a redshirt freshman, Gordon played defensive end and inside linebacker. During the Cardinal's game at No. 5 Oregon, Gordon blocked a punt in the fourth quarter to set up a Stanford touchdown, helping the team to a comeback win. He received a medical redshirt season in 2000 due to a shoulder injury that sidelined him for the majority of the year.

PERSONAL: Gordon was a consensus prep All-America running back/linebacker at Mira Mesa High School in San Diego. As a senior, Gordon gained 1,353 yards and scored 19 touchdowns as a running back. He also posted 107 tackles, five sacks, four forced fumbles, four blocked extra points and two interceptions on defense. He was named first-team all-state, All-CIF and the league offensive MVP as a senior. He transferred to Mira Mesa after playing at Mariner High School in Washington during his sophomore and junior seasons. He has a 7-year-old daughter, Jasmyrn. Amon Gordon, who majored in comparative studies in race and ethnicity at Stanford, was born in Queens, N.Y., on Oct. 13, 1981.

GORDON'S REGULAR SEASON RECORD

Year	Club	G	S	UT	A	TT	S-Yds.	I-Yds.	PD	FF	FR	TD-Int.	TD-FR	S	Pts.
2004	Cleveland	6	0	6	4	10	0-0	0-0	0	0	0	0	0	0	0
2005	Cleveland						INJURED RESERVE (KNEE)								
2006	Denver						PRACTICE SQUAD								
CAREER TOTALS		6	0	6	4	10	0-0	0-0	0	0	0	0	0	0	0

ADDITIONAL STATISTICS: Special teams tackles — 2004 (1), TOTAL (1).



DANIEL GRAHAM

6-3 • 257 • 6TH YR. • COLORADO


BORN: Nov. 16, 1978, in Torrance, Calif.

HIGH SCHOOL: Thomas Jefferson High School, Denver

ACQUIRED: Unrestricted Free Agent (New England), 2007

NFL YEAR: 6th • **YEAR WITH BRONCOS:** 1st

NFL GAMES PLAYED/STARTED: 63/49 • **POSTSEASON:** 11/6



TIGHT END

GRAHAM AT A GLANCE:

- A sixth-year tight end who owns two Super Bowl rings and enters his first season with the Broncos after signing with the club as an unrestricted free agent in the offseason.
- Spent his first five seasons with New England, where he appeared in 11 career postseason games (6 starts) and helped the Patriots to victories in Super Bowl XXXVIII (2003 season) and Super Bowl XXXIX (2004 season).
- Helped the Patriots capture the AFC East title for the fourth consecutive season in 2006 with 21 receptions for 235 yards (11.2 avg.) and two touchdowns as an 11-game starter.
- Established himself as one of the NFL's premier blocking tight ends as part of a New England offense that ranked fifth in the league in rushing touchdowns (51) from 2004-06.
- Set a career high with seven touchdown receptions with New England in 2004 that tied for the second most among NFL tight ends that season.
- Recorded personal bests in receptions (38) and receiving yards (409) for the Patriots in 2003.
- Received consensus first-team All-America honors and was named the John Mackey Award winner (nation's best tight end) as a senior at the University of Colorado.
- Becomes the second member of his family to play for the Broncos, joining his father, Tom,

who played linebacker for Denver from 1972-74.

- Joined the Broncos as an unrestricted free agent on March 9, 2007.

- Selected by New England in the first round (21st overall) of the 2002 NFL Draft.

CAREER TRANSACTIONS: Signed by New England as a draft choice 7/23/02; Placed on injured reserve by New England 12/24/02; Signed by Denver as an unrestricted free agent 3/9/07.



2006: Graham served as an offensive captain for New England and played 12 games (11 starts), collecting 21 catches for 235 yards (11.2 avg.) with two touchdowns. In the postseason, Graham added four catches for 64 yards (16.0 avg.) with one touchdown. In a start in an AFC Wild Card Game vs. NYJ (1/7), Graham recorded a 1-yard touchdown grab as his lone reception of the game. The following week, Graham posted a pair of 19-yard catches in an AFC Divisional Playoff Game win at S.D. (1/14). His second catch, a 19-yarder, kick started the Patriots' game-winning scoring drive in the fourth quarter. Graham returned to the starting lineup and made a 25-yard catch in the AFC Championship Game at Ind. (1/21). He opened the season in the starting lineup at Buf. (9/10) and registered a 23-yard catch that marked the 100th of his career. He posted a season high and team-leading four catches for 34 yards, including a touchdown, at Cin. (10/1). He was declared inactive for the next four games with an ankle injury. Graham posted a 2-yard touchdown at G.B. (11/19) on a fourth-and-1 play. Graham paced the Patriots with four receptions for 23 yards at Mia. (12/10). At Jac. (12/24), he made three catches for 44 yards to help New England clinch the AFC East for the fourth consecutive year.

2005: Graham played 11 games (9 starts) for New England and contributed 16 catches for 235 yards (14.7 avg.) with three touchdowns. In two postseason games (1 start), Graham posted one catch for 18 yards that occurred in an AFC Divisional Playoff Game at Den. (1/14). Graham snared a 1-yard touchdown from Tom Brady at Car. (9/18). He posted a career high with a team-leading 119 yards and a touchdown on a season-high five catches at Atl. (10/9). In the first quarter, Graham hauled in a screen pass and burst 45 yards for a touchdown that marked his longest career reception. He matched the 45-yard catch on the first play from scrimmage in the second half. Graham added five catches for 41 yards, including a 31-yard touchdown, vs. Ind. (11/7). He returned to the starting lineup and made a pair of catches for 37 yards at K.C. (11/27).

2004: Graham tied for the Patriots' lead with a career-high seven touchdown catches while placing fourth on the club with 30 catches for 364 yards (12.1 avg.) in 14 games (14 starts). His seven touchdown catches tied for the second most among league tight ends for the season. He also played in all three of New England's postseason games, including starting in its Super Bowl XXXIX win. In New England's Super Bowl win vs. Phi. (2/6), he had a 7-yard catch. Graham caught at least one pass in the team's first four games, compiling nine catches for 102 yards and two touchdowns over the four-game stretch. Graham made three catches for 83 yards, including a career-long 48-yarder, at K.C. (11/22). He was inactive vs. Cin. (12/12) before returning to the starting lineup on *Monday Night Football* at Mia. (12/20). He made three catches for 24 yards and a touchdown against the Dolphins. He added two catches for 30 yards and a 16-yard touchdown at NYJ (12/26).

2003: In his second professional season, Graham played 14 games (9 starts) and accumulated a career-high 38 catches for a personal-best 409 yards (10.8 avg.) while tying for second on the Patriots with four touchdowns. He also played in the team's three postseason games (1 start), helping New England to a victory in Super Bowl XXXVIII. In three playoff contests, Graham made five catches for 45 yards. Graham started Super Bowl XXXVIII vs. Car. (2/1) and made four catches for 46 yards. Graham recorded at least one catch in the first four games, seeing time as a starter in the third and fourth games of the season. After contributing 54 yards on three catches at Was. (9/28), he was declared inactive for the next two games. Graham posted a career-high seven catches for 110 yards, including a 38-yarder, vs. Cle. (10/26). The game, which earned Graham AFC Offensive Player of the Week accolades, was his first 100-yard outing as a pro. The next week, Graham returned to his hometown and made four catches for 39 yards and a touchdown on *Monday Night Football* at Den. (11/3). Graham added four catches for 53 yards and a score two weeks later at Hou. (11/23). His 4-yard scoring grab on fourth-and-1 tied the score at 20 with 40 seconds remaining in regulation of New England's overtime win. He snared six balls for 24 yards vs. Mia. (12/7) before tying for the team lead with five catches for 69 yards and a touchdown vs. Jac. (12/14). Graham made a 1-yard touchdown catch vs. Buf. (12/27).

2002: Selected by New England in the first round (21st overall) of the 2002 NFL Draft, Graham played 12 games (6 starts), contributing 15 catches for 150 yards with a touchdown. He earned Pepsi Rookie of the Week accolades for his performance at Buf. (11/3) when he made three catches for 68 yards. He also had four stops on special teams before being placed on injured reserve on Dec. 24. Graham started the season opener vs. Pit. (9/9) and caught his first pass (a 6-yard loss) at NYJ (9/15). The following week, Graham made an 18-yard touchdown grab vs. K.C. (9/22) in New England's 41-38 overtime win. Graham made two catches for 20 yards at S.D. (9/29) before he was declared inactive for the next three weeks. He returned and earned Pepsi Rookie of the Week honors for making three catches for 68 yards at Buf. (11/3). He started the next week at Chi. (11/10) and made two catches for one yard. Against Min. (11/24), Graham hauled in a 17-yard pass before adding a 16-yard reception on Thanksgiving at Det. (11/28). He was placed on injured reserve on Dec. 24.

COLLEGE: Graham earned the John Mackey Award, presented annually to the nation's top tight end, and became the University of Colorado's fifth consensus first-team All-American in 2001. He also became the eighth Colorado player to merit a national postseason award. He compiled 106 career catches for 1,543 yards

(14.6 avg.) and 11 touchdowns at Colorado. As a senior, Graham earned first-team All-Big 12 Conference honors after leading all tight ends in the nation with 753 yards and six touchdown catches while placing second among that group with 51 catches. As a junior, Graham earned honorable mention All-America accolades from *Football News* and was a consensus second-team All-Big 12 choice after leading the conference's tight ends in receptions (33) and receiving yards (443). In 1999 as a sophomore, Graham earned third-team All-Big 12 accolades by making 19 catches for 264 yards with four touchdowns.

PERSONAL: Graham's father, Tom, played collegiately at Oregon (where he finished his career as the school's all-time leading tackler) and professionally for the Broncos (1972-74) as a linebacker. In his three-year stint with the Broncos, Tom Graham played 33 games (23 starts). Daniel's twin brother, Josh, played football at North Carolina and his older brother, Phillip, played defensive back at Colorado State in the late 1980s. Daniel was a *PrepStar* All-America choice and was chosen as a *SuperPrep* All-Midlands team member at Thomas Jefferson High School in Denver. As a senior, Graham earned the Randy Brewer Award, given annually by the school to its most inspirational player in honor of the school's late coach. Graham made 33 catches for 741 yards and six touchdowns as a senior while collecting 29 tackles (15 solo) with 12 sacks in seven starts at outside linebacker. He lettered three times in basketball and averaged 17 points and 10 rebounds in six games as a senior. In addition to his athletic success, Graham owned a 3.2 grade point average and was the school's recipient of the Junior Class Academic Award (highest GPA of all juniors). Graham majored in ethnic studies at the University of Colorado. Daniel Graham was born on Nov. 16, 1978, in Torrance, Calif.

GRAHAM'S REGULAR SEASON RECORD

Year	Club	G	S	No.	RECEIVING			LG	TD	SCORING					2pt.	Pts.
					Yds.	Avg.				TD	TDr	TDp	TDrt			
2002	New England	12	6	15	150	10.0	31	1	1	1	0	1	0	0	0	6
2003	New England	14	9	38	409	10.8	38	4	4	0	4	0	0	0	0	24
2004	New England	14	14	30	364	12.1	48	7	7	0	7	0	0	0	0	42
2005	New England	11	9	16	235	14.7	45t	3	3	0	3	0	0	0	0	18
2006	New England	12	11	21	235	11.2	29	2	2	0	2	0	0	0	0	12
CAREER TOTALS		63	49	120	1,393	11.6	48	17	17	0	17	0	0	0	102	

ADDITIONAL STATISTICS: Special teams tackles — 2002 (4), 2003 (3), 2005 (1), TOTAL (8). Miscellaneous tackles — 2004 (3), 2005 (1), 2006 (1), TOTAL (5).

GRAHAM'S POSTSEASON RECORD

Year	Club	G	S	No.	RECEIVING			LG	TD	SCORING					2pt.	Pts.
					Yds.	Avg.				TD	TDr	TDp	TDrt			
2003	New England	3	1	5	45	9.0	33	0	0	0	0	0	0	0	0	0
2004	New England	3	2	3	16	5.3	10	0	0	0	0	0	0	0	0	0
2005	New England	2	1	1	18	18.0	18	0	0	0	0	0	0	0	0	0
2006	New England	3	2	4	64	16.0	25	1	1	0	1	0	1	0	0	6
CAREER TOTALS		11	6	13	143	11.0	33	1	1	0	1	0	0	0	0	6

ADDITIONAL STATISTICS: Special teams tackles — 2006 (1), TOTAL (1).

GRAHAM'S SINGLE-GAME HIGHS

(Postseason in parentheses)

Receptions — 7, twice, last vs. Indianapolis, 9/9/04 (4 vs. Carolina, 2/1/04). **Receiving yards** — 119 at Atlanta, 10/9/05 (46 vs. Carolina, 2/1/04). **Receiving touchdowns** — 2 at Arizona, 9/19/04 (1 vs. N.Y. Jets, 1/7/07). **Longest reception** — 48 at Kansas City, 11/22/04 (33 vs. Carolina, 2/1/04).

GRAHAM'S 100-YARD RECEIVING GAMES (2)

*denotes win (Graham's teams are 2-0 when he records 100 or more yards receiving in a game.)

Date	Opponent	Rec.	Yds.	Avg.	LG	TD
10/26/03	vs. Cleveland*	7	110	15.7	38	0
10/9/05	at Atlanta*	5	119	23.8	45t	1

GRAHAM'S REGULAR SEASON TOP FIVE

RECEIVING YARDS

119 — at Atlanta, 10/9/05 (5 rec., TD)
110 — vs. Cleveland, 10/26/03 (7 rec.)
83 — at Kansas City, 11/22/04 (3 rec.)
69 — vs. Jacksonville, 12/14/03 (5 rec., TD)
68 — at Buffalo, 11/3/02 (3 rec.)

RECEIVING TOUCHDOWNS

2 — at Arizona, 9/19/04 (2 rec., 21 yds.)
1, 15 times, last at Green Bay, 11/19/06 (1 rec., 2 yds.)

RECEPTIONS

7 — vs. Indianapolis, 9/9/04 (57 yds., TD)
7 — vs. Cleveland, 10/26/03 (110 yds.)
6 — vs. Miami, 12/7/03 (24 yds.)
5 — vs. Indianapolis, 11/7/05 (41 yds., TD)
5 — at Atlanta, 10/9/05 (119 yds., TD)
5 — vs. Jacksonville, 12/14/03 (69 yds., TD)

LONGEST RECEPTIONS

48 — at Kansas City, 11/22/04 (3-83)
45t — at Atlanta, 10/9/05 (5-119, TD)
38 — vs. Cleveland, 10/26/03 (7-110)
33 — at Buffalo, 10/3/04 (2-35, TD)
33 — at Houston, 11/23/03 (4-53, TD)



LOUIS GREEN

6-3 • 228 • 4TH YR. • ALCORN STATE

BORN: Sept. 23, 1979, in Vicksburg, Miss.

HIGH SCHOOL: Jefferson County High School, Fayette, Miss.

ACQUIRED: Free Agent, 2003

NFL YEAR: 4th • **YEAR WITH BRONCOS:** 4th

NFL GAMES PLAYED/STARTED: 36/0 • **POSTSEASON:** 3/0

53

LINEBACKER

GREEN AT A GLANCE:

- A fourth-year linebacker who provides depth at the position and has developed into a reliable special-teams player with 22 career stops on coverage units.
- Voted by his teammates as the Broncos' Ed Block Courage Award nominee in 2006, a year in which he played all 16 games and made seven special-teams tackles.
- Ranked third on Broncos with 10 special-teams tackles in 2005, leading or tying for the team high in special-teams tackles in four games during the regular season.
- Made five special-teams tackles in six regular-season games in 2004 and added a special-teams stop in the Broncos' AFC Wild Card Game at Ind. (1/9/05).
- Spent the final part of the 2003 season and most of 2004 on Denver's practice squad before he joined the Broncos' active roster for the final month of the 2004 campaign.
- Played for NFL Europe's Amsterdam Admirals in 2003 after being out of football in 2002.
- Earned All-Southwestern Athletic Conference honors at Alcorn State University.
- Joined the Broncos as a free agent on Jan. 7, 2003.
- Entered the NFL with Baltimore as a college free agent on June 3, 2002.

CAREER TRANSACTIONS: Signed by Baltimore as a college free agent 6/3/02; Waived by Baltimore 8/26/02; Signed by Denver (future contract) 1/7/03; Waived by Denver 8/31/03; Signed by Denver (practice squad) 11/19/03; Released by Denver 12/23/03; Signed by Denver (practice squad) 12/29/03; Waived by Denver 9/5/04; Signed by Denver (practice squad) 9/7/04; Signed by Denver (active roster) 9/11/04; Waived by Denver 9/13/04; Signed by Denver (practice squad) 9/15/04; Signed by Denver (active roster) 11/30/04.



2006: Green placed sixth on the Broncos with seven special-teams stops in 16 games (0 starts). He also forced and recovered one fumble on special teams. Green saw limited action on defense in two games and recorded a solo tackle. In addition to his play on the field, Green was voted by his teammates as the team's nominee for the Ed Block Courage Award in recognition of his perseverance through the offseason passing of his mother following a long illness. He tied for the team lead with a pair of special-teams stops vs. K.C. (9/17). Green added another pair of special-teams tackles in addition to seeing action on defense, relieving D.J. Williams for one play, at N.E. (9/24). Green played on defense and special teams and contributed a solo tackle on defense, the first of his career, along with adding two special-teams stops and a forced fumble at Pit. (11/5). Green recovered a fumbled kickoff return at S.D. (12/10). He added a special-teams stop at Ari. (12/17).

2005: Green placed third on the Broncos with 10 special-teams tackles in 14 regular-season games (0 starts). He played a role in Denver's average starting field position being four yards better than its opponents (31.8-yd. line vs. 27.9-yd. line), and the club limited its opponents to only 10 drives started past the 50-yard line to tie for the lowest such total in the NFL. He notched a special-teams tackle in an AFC Divisional Playoff Game vs. N.E. (1/14) and saw time in the AFC Championship Game vs. Pit. (1/22). Green opened the season with a special-teams stop at Mia. (9/11). He made another tackle on special teams vs. K.C. (9/26) before he left the game early with a hamstring injury that forced him to be inactive for the next two weeks. In three of the next five games, he either led or shared the team lead in special-teams tackles starting with two special-teams stops vs. N.E. (10/16). Green added a special-teams tackle at NYG (10/23) before he shared the pace position with two solo special-teams stops vs. Phi. (10/30). Green tied for the team's top spot with two special-teams tackles vs. NYJ (11/20).

2004: Green finished the year on the Broncos' active roster after joining their 53-man unit Nov. 30 from the practice squad in a roster opening created when cornerback Lenny Walls was placed on injured reserve. Green began the season on the Broncos' practice squad, was signed to the active roster a day before the season opener and spent Sept. 15 - Nov. 29 on the practice squad. Green played six regular-season games on special teams only and made five tackles on coverage units. Green appeared on special teams only in Denver's AFC Wild Card Game at Ind. (1/9) and made one tackle. He was signed from the practice squad a day before the season opener vs. K.C. (9/12) and appeared on special teams only against the Chiefs to mark his first NFL

action. He was waived and signed to the practice squad a day later before returning to the active roster to appear on special teams only at S.D. (12/5). He brought down Chiefs returner Dante Hall at K.C. (12/19) on a kickoff return for the first special-teams tackle of his career. Green set a career high with two special-teams tackles in each of the final two regular-season games for the Broncos, playing a role in Denver securing its second consecutive playoff berth.

2003: Green spent the final part of the year on Denver's practice squad. He originally signed with Denver as a free agent Jan. 7 and was in its training camp before being waived Aug. 31. He was signed to Denver's practice squad Nov. 19, was released Dec. 23 and later re-signed with the practice squad Dec. 29.

2002: Green entered the NFL as a college free agent with Baltimore on June 3 but was released Aug. 26 late in the preseason. He played for NFL Europe's Amsterdam Admirals in the spring of 2003.

COLLEGE: Green was a three-year starter at Alcorn State University, where he totaled 215 career tackles (114 solo) and earned All-Southwestern Athletic Conference honors. As a senior, he finished second on the team with a career-high 88 stops. He also posted a team-high seven sacks (57 yds.) that year.

PERSONAL: Green attended Jefferson County High School in Fayette, Miss. Off the field, Green has worked with the National Youth Sports Program for the past six years. He also recently started taking archery lessons as a hobby. He received a bachelor's degree in industrial technology from Alcorn State and plans to return to school to receive a master's degree in education administration. Louis Edward Green was born Sept. 23, 1979, in Vicksburg, Miss., and grew up in Fayette, Miss.

GREEN'S REGULAR SEASON RECORD


Year	Club	G	S	UT	A	TT	S-Yds.	I-Yds.	PD	FF	FR	TD-Int.	TD-FR	S	Pts.
2002															
2003	Denver														
2004	Denver	6	0	0	0	0	0-0	0-0	0	0	0	0	0	0	0
2005	Denver	14	0	0	0	0	0-0	0-0	0	0	0	0	0	0	0
2006	Denver	16	0	1	0	1	0-0	0-0	0	0	0	0	0	0	0
CAREER TOTALS		36	0	1	0	1	0-0	0-0	0	0	0	0	0	0	0

ADDITIONAL STATISTICS: Special teams tackles — 2004 (5), 2005 (10), 2006 (7), TOTAL (22).

GREEN'S POSTSEASON RECORD

Year	Club	G	S	UT	A	TT	S-Yds.	I-Yds.	PD	FF	FR	TD-Int.	TD-FR	S	Pts.
2004	Denver	1	0	0	0	0	0-0	0-0	0	0	0	0	0	0	0
2005	Denver	2	0	0	0	0	0-0	0-0	0	0	0	0	0	0	0
CAREER TOTALS		3	0	0	0	0	0-0	0-0	0	0	0	0	0	0	0

ADDITIONAL STATISTICS: Special teams tackles — 2004 (1), 2005 (1), TOTAL (2).



CARLOS HALL

6-4 • 259 • 5TH YR. • ARKANSAS


BORN: Jan. 16, 1979, in Marianna, Ark.

HIGH SCHOOL: Lee High School, Marianna, Ark.

ACQUIRED: Free Agent, 2007

NFL YEAR: 5th • **YEAR WITH BRONCOS:** 1st

NFL GAMES PLAYED/STARTED: 59/33 • **POSTSEASON:** 4/1



DEFENSIVE END

HALL AT A GLANCE:

- A fifth-year defensive end who has twice started at least 13 games in a season and enters his first year with the Broncos after joining the club as a free agent in the offseason.
- Played his first three professional seasons (2002-04) with Tennessee before joining Kansas City in a trade during the 2005 offseason.
- Competed in the Chiefs' training camp in 2006 but spent the regular season out of the NFL.
- Saw 14 games (2 starts) of action for Kansas City in 2005, registering 20 tackles and one sack.
- Ranked third among NFL rookies with eight sacks as a 13-game starter for the Titans in 2002, a year in which Tennessee advanced to the AFC Championship Game.
- Recorded a career-high three sacks against Philadelphia in his NFL debut on Sept. 8, 2002.
- Garnered second-team All-Southeastern Conference honors from the Associated Press as a senior at the University of Arkansas.
- Joined Denver as a future-contract signee on Jan. 2, 2007.
- Selected by Tennessee in the seventh round (240th overall) of the 2002 NFL Draft.

CAREER TRANSACTIONS: Signed by Tennessee as a draft choice 7/15/02; Traded to Kansas City 4/6/05; Released by Kansas City 9/2/06; Signed by Denver to a future contract 1/2/07.

2006: Hall spent the regular season out of football after participating in training camp with Kansas City.

2005: Hall was acquired by the Chiefs in an April trade with Tennessee for a fifth-round choice in the 2005 NFL Draft. In his only season in Kansas City, he registered 20 tackles (12 solo), one sack (1 yd.), four passes defended, two forced fumbles and a fumble recovery in 14 games (2 starts). Hall posted two tackles at Oak. (9/18) before he was declared inactive the following week at Den. (9/26) due to a back injury. He started the next week at right defensive end vs. Phi. (10/2). He posted three tackles and forced a fumble vs. Was. (10/16). In the third quarter, Hall jarred the ball from Rock Cartwright, allowing Sammy Knight to recover and return it for an 80-yard touchdown. At Buf. (11/13), he recovered a fumble in the second quarter deep in Chiefs territory. He contributed five solo tackles, a pass defended and a sack that resulted in a fumble as a starter at Hou. (11/20). He was declared inactive vs. Den. (12/4) with a right hamstring injury suffered vs. N.E. (11/27). He returned to action and posted two tackles and a pass defended at Dal. (12/11) before leaving the game with a neck strain. Two weeks later, Hall had one tackle vs. S.D. (12/24).

2004: Hall started all 14 games played at right defensive end for Tennessee, registering a career-high 72 tackles (42 solo) and 2.5 sacks (11 yds.) along with a forced and recovered fumble. He made two tackles and shared a sack vs. Ind. (9/19). In the fourth quarter, Hall and Kevin Carter sacked Peyton Manning for a 10-yard loss. The following week, he established a personal best with 13 tackles (6 solo) vs. Jac. (9/26). He posted seven tackles, including a sack, and added a fumble recovery vs. Hou. (10/17). He was declared inactive for two games after having arthroscopic surgery on his right knee. Hall returned to the starting lineup for the final seven games of the season. He tallied four tackles and a sack in the season finale vs. Det. (1/2).

2003: Hall played all 16 games (4 starts) for Tennessee and compiled 66 tackles (42 solo) and three sacks (13 yds.). He also added a solo tackle and a fumble recovery in two postseason games (0 starts). In an AFC Divisional Playoff Game at N.E. (1/10), he recovered a fumble. He started the season with three tackles and a sack vs. Oak. (9/7). He was credited with four tackles and a sack vs. Mia. (11/9). He made his first start of the season at Atl. (11/23) and recorded five tackles. He remained in the starting lineup the next week on *Monday Night Football* at NYJ (12/1). Hall returned to a reserve role and collected a season-high eight tackles and one sack vs. Ind. (12/7).

2002: Selected by Tennessee in the seventh round (240th overall) of the 2002 NFL Draft, Hall recorded 70 tackles (43 solo), eight sacks (30.5 yds.), five passes defended and a forced fumble in 15 games (13 starts). Hall ranked second on the team and third among the league's rookies with eight sacks. The three sacks he recorded in the season opener tied for the most in a game by an AFC player for the season. He also started both of the team's postseason games, accounting for eight tackles (5 solo). Hall made his first postseason appearance as a starter in an AFC Divisional Playoff Game vs. Pit. (1/11) and made five tackles (4 solo) against the Steelers. The following week in the AFC Championship Game at Oak. (1/19), he made two tackles (1 solo). In the season opener vs. Phi. (9/8), he registered three sacks (14 yds.) of Donovan McNabb as part of his seven-tackle NFL debut. He also forced a fumble when he took McNabb down for the third time. Hall was pressed into action on the second play of the game against Philadelphia to replace an injured Jevon Kearse. He started the next four games before a right knee injury forced him to be declared inactive vs. Jac. (10/13). In his first pro start, Hall made five tackles at Dal. (9/15). In Hall's third start at Oak. (9/29), he made five tackles and had a sack (3 yds.). He posted a season-high nine tackles (5 solo) and a sack (1 yd.) vs. Hou. (11/10). Hall shared a sack in the first quarter at Bal. (11/24). He notched six tackles (4 solo) and one sack at NYG (12/1). He ended New York's overtime possession with a pass defended on second down and a sack on third down, forcing a punt. On *Monday Night Football* vs. N.E. (12/16), he made four tackles (3 solo) and posted one sack (7 yds.). The following week at Jac. (12/22), Hall shared a sack.

COLLEGE: Hall played 41 career games (32 starts) at the University of Arkansas, where he collected 167 tackles (90 solo), 12 sacks, five forced fumbles, four fumble recoveries and eight passes defended for the Razorbacks. As a senior, Hall earned second-team All-Southeastern Conference honors from the Associated Press. He was the recipient of the Crisp Hall Award, which annually goes to the team's outstanding senior. In his final year, Hall tallied 49 tackles (20 solo), one sack, two forced fumbles, a fumble recovery and three passes defended. He registered eight tackles and blocked a potential game-tying field goal in the game's final minute to secure a win over South Carolina. As a junior, he started all 12 games at bandit end and recorded 43 tackles (26 solo), including a pair of sacks. As a sophomore, Hall played in nine games (8 starts), posting 30 tackles (21 solo), and four sacks. As a freshman, he notched his collegiate-high five sacks among his 45 tackles (23 solo).

PERSONAL: Hall was a standout performer in football and basketball at Lee High School in Marianna, Ark., earning all-state, all-conference and all-district accolades in both sports. He was recruited by several Division I programs and chose Arkansas because the school recruited him for football and basketball. Hall, who majored in recreation at Arkansas, is married to Jami. The couple has a son—Keiondre—and two daughters—Kinleigh and Korlynn. Carlos DeShaun Hall was born on Jan. 16, 1979, in Marianna, Ark.

HALL'S REGULAR SEASON RECORD

Year	Club	G	S	UT	A	TT	S-Yds.	I-Yds.	PD	FF	FR	TD-Int.	TD-FR	S	Pts.
2002	Tennessee	15	13	43	27	70	8-30.5	0-0	5	1	0	0	0	0	0
2003	Tennessee	16	4	42	24	66	3-13.0	0-0	0	0	0	0	0	0	0
2004	Tennessee	14	14	42	30	72	2.5-11.0	0-0	0	1	1	0	0	0	0
2005	Kansas City	14	2	12	8	20	1-1	0-0	4	2	1	0	0	0	0
2006							OUT OF FOOTBALL								
CAREER TOTALS		59	33	139	89	228	14.5-55.5	0-0	9	4	2	0	0	0	0

HALL'S POSTSEASON RECORD

Year	Club	G	S	UT	A	TT	S-Yds.	I-Yds.	PD	FF	FR	TD-Int.	TD-FR	S	Pts.
2002	Tennessee	2	1	5	3	8	0-0	0-0	0	0	0	0	0	0	0
2003	Tennessee	2	0	1	0	1	0-0	0-0	0	0	1	0	0	0	0
CAREER TOTALS		4	1	6	3	9	0-0	0-0	0	0	1	0	0	0	0

HALL'S SINGLE GAME HIGHS

(Postseason in parentheses)

Sacks — 3 vs. Philadelphia, 9/8/02 (none). **Sack yards** — 14 vs. Philadelphia, 9/8/02 (none). **Interceptions** — None (none). **Interception return yards** — None (none).

HALL'S MULTIPLE SACK GAMES (1)

*denotes win (Hall's teams are 1-0 when he records more than one sack in a game.)

Date	Opponent	S-Yds.
9/8/02	vs. Philadelphia*	3-14



BEN HAMILTON

6-4 • 283 • 7TH YR. • MINNESOTA

BORN: Aug. 18, 1977, in Minneapolis

HIGH SCHOOL: Wayzata High School, Wayzata, Minn.

ACQUIRED: Draft #4a (113th overall), 2001

NFL YEAR: 7th • **YEAR WITH BRONCOS:** 7th

NFL GAMES PLAYED/STARTED: 80/80 • **POSTSEASON:** 4/4

GUARD/CENTER

50



HAMILTON AT A GLANCE:

- A seventh-year guard/center who has started every possible Broncos game (regular season and postseason) in each of the last five years, a total of 84 consecutive contests.
- Has not missed an offensive snap since being inserted into the starting lineup in 2002, a span of 5,407 consecutive snaps entering the 2007 season.
- Helped Denver place second in the NFL in rushing yards (11,919) and rank fourth in the league in fewest sacks allowed (140) since becoming a starter in 2002.
- Started all 16 games in 2006 on a Denver offensive line that cleared the way for the franchise's 11th individual 1,000-yard rushing performance in the last 12 years.
- Played a key role in the Broncos posting the second-best rushing total in club history (2,539 yds.) and advancing to the AFC Championship Game in 2005.
- Contributed to Denver setting a franchise record for fewest sacks in a season (15) in 2004.
- Helped Denver set a franchise record with 2,629 rushing yards in 2003.
- Gained experience with NFL Europe's Berlin Thunder in the spring of 2002.
- Regarded as one of the best centers to ever play at the University of Minnesota, earning consensus first-team All-America and first-team All-Big Ten Conference honors as a junior and senior.
- Selected by the Broncos in the fourth round (113th overall) of the 2001 NFL Draft.

CAREER TRANSACTIONS: Signed by Denver as a draft choice 7/10/01.



2006: Hamilton started all 16 games at left guard for Denver and was one of three players to play all 1,002 offensive snaps (Cooper Carlisle and Tom Nalen). He played on an offensive line that cleared the way for Tatum Bell's 1,025-yard rushing performance while limiting opponents to just 31 sacks. Hamilton played on an offensive line that did not allow a sack vs. K.C. (9/17) and at N.E. (9/24). On *Sunday Night Football* vs. Oak. (10/15), he started on a line that blocked for 144 rushing yards. Hamilton opened holes for the team's 227 rushing yards, including 136 by Mike Bell, vs. Ind. (10/29). Hamilton started on an offensive line that cleared the way

for 158 rushing yards on *Sunday Night Football* vs. S.D. (11/19). Tatum Bell eclipsed 100 yards for the second consecutive week as the line opened holes for his 116-yard performance at S.D. (12/10). Before Bell's performance, the Chargers hadn't allowed a visiting player to gain 100 rushing yards in 20 games.

2005: For the third consecutive season, Hamilton played every offensive snap for the Broncos to extend his streak of consecutive snaps played to 4,405. He started all 16 regular-season games and helped Denver rank second in the NFL in rushing (158.7 ypg.) with 2,539 yards, a total that was the second most in franchise history. He also contributed to an offense that allowed the third-fewest sacks (23) in the league as well as in franchise annals and one that posted a franchise-best 145 rushing first downs. He helped Denver become the third team in NFL history with two 900-yard rushers (Mike Anderson and Tatum Bell), a 1,000-yard receiver (Rod Smith) and a 3,000-yard passer (Jake Plummer) in the same season. Hamilton also started both postseason contests. In Denver's home opener vs. S.D. (9/18), Hamilton logged the 50th start and game played of his career. The next week, the team posted 221 rushing yards and yielded only one sack on *Monday Night Football* vs. K.C. (9/26). Against Phi. (10/30), the Broncos became the first team in NFL history to have two 100-yard rushers (Anderson and Bell) and a 300-yard passer (Plummer) in the same game. The Broncos did not allow a sack at Oak. (11/13) and gained 196 rushing yards vs. NYJ (11/20). Hamilton helped the offensive line pave the way for 144 rushing yards on Thanksgiving Day at Dal. (11/24). The line blocked for a rushing attack that amassed 178 yards and allowed just one sack at Buf. (12/17). When Denver faced the league's top-ranked rush defense in the regular-season finale at S.D. (12/31), the offensive line cleared the way for 157 rushing yards.

2004: Hamilton started all 16 regular-season games at left guard and did not miss an offensive snap on a Denver line that set a franchise record by allowing only 15 sacks, shattering the previous best of 22 sacks set in 1971, to rank third in the NFL. The offensive line did not surrender a sack in eight contests and blocked for a 100-yard rusher in eight different games, helping to produce a 100-yard rushing game by a Bronco in six of seven games midway through the year. Despite season-ending injuries to the Broncos' top two running backs early in the season, Denver totaled the franchise's sixth-best single-season rushing total (2,333 yds.) behind the strong play of its offensive line. Additionally, the line helped three different Broncos (Reuben Droughns, Tatum Bell and Quentin Griffin) rush for at least 100 yards in a game during the regular season to mark only the second time in franchise history such a feat has occurred. Hamilton started the second playoff game of his career in the Broncos' AFC Wild Card Game at Ind. (1/9). He was a part of a blocking effort vs. K.C. (9/12) that paved the way for Griffin to set a franchise record for most rushing yards in a season opener with a game-high 156 yards along with two rushing touchdowns. In Denver's comeback win vs. Car. (10/10), Hamilton helped solidify the interior of Denver's offensive line for Droughns in the running back's 193-yard rushing effort that marked the ninth-highest single-game rushing total by a Bronco in franchise history during the regular season. Hamilton's blocking played a role in the Broncos posting a season-high 254 yards on 51 carries (4.9 avg.) at Oak. (10/17). Hamilton was a part of franchise history vs. Atl. (10/31) in protecting Jake Plummer as he recorded the most passing yards in a single game in team history (ninth in NFL history) with 499 yards.

2003: Hamilton started at left guard in all 16 regular-season games, helping the Broncos rush for a franchise-record 2,629 yards while tying for the fourth-fewest sacks allowed in team history. Hamilton started at left guard in the Broncos' AFC Wild Card Game at Ind. (1/4). In Wk. 4 vs. Det. (9/28), he moved to center in the fourth quarter to replace an injured Tom Nalen (right ankle).

2002: Hamilton started all 16 games, including the final nine at center after taking over the position—replacing the injured Tom Nalen (left ACL)—at N.E. (10/27). He started the first seven games at left guard, making the first start of his career vs. Stl. (9/8). At K.C. (10/20), Hamilton moved to center in the fourth quarter after Nalen left the game.

2001: Selected by the Broncos in the fourth round (113th overall) of the 2001 NFL Draft, Hamilton was inactive for all 16 games as a rookie. He played for Berlin of NFL Europe in the spring of 2002.

COLLEGE: Hamilton was a four-year starter at the University of Minnesota, starting all 46 games in which he played, and was regarded as one of the best centers to ever play at the school. He was a consensus first-team All-American for the second consecutive year as a senior, earning the accolade from *Football News*, *The Sporting News*, American Football Coaches Association and Walter Camp. Hamilton also was a consensus first-team All-Big Ten Conference choice and a finalist for the Lombardi Award and the Outland Trophy. As a junior, he was named a first-team All-American by the Associated Press, becoming the first Minnesota offensive lineman since Bobby Bell in 1962 to earn first-team national honors, while also picking up first-team All-America honors from *The Sporting News*. Hamilton was a first-team All-Big Ten Conference choice by the league's coaches and named the team's Paul Giel Award winner, which honors the player who exhibits total unselfishness and most concern about the University of Minnesota. He was honorable mention All-Big Ten as a freshman and sophomore after redshirting in 1996.

PERSONAL: Hamilton was a *USA Today* honorable mention All-America choice as a senior at Wayzata High School in Wayzata, Minn., and also added *Minneapolis Star Tribune* all-state, all-conference and all-Metro accolades as he helped lead his school to the 1995 Section 8AA crown. He represented the Metro team in the 1996 Minnesota High School All-Star game and also lettered in tennis and was an honor roll student. Hamilton graduated from Minnesota with a bachelor's degree in engineering. His father, Wes, played on the offensive line at Tulsa and with the Minnesota Vikings (1976-85). Wes was drafted by the Vikings in the third round of the 1976 NFL Draft and played 116 games with the club. Hamilton and his wife, Jeanne, reside in Parker, Colo., and the couple has three sons: Elijah (4), Samuel (3) and James (1). Benjamin Thomas Hamilton was born Aug. 18, 1977, in Minneapolis.


HAMILTON'S REGULAR SEASON RECORD

Year	Club	G	S
2001	Denver	0	0
2002	Denver	16	16
2003	Denver	16	16
2004	Denver	16	16
2005	Denver	16	16
2006	Denver	16	16
CAREER TOTALS		80	80

ADDITIONAL STATISTICS: Miscellaneous tackles — 2002 (2), 2003 (1), 2004 (2), 2005 (1), 2006 (1), TOTAL (7). Recovered a fumble vs. Atlanta (10/31/04).

HAMILTON'S POSTSEASON RECORD


Year	Club	G	S
2003	Denver	1	1
2004	Denver	1	1
2005	Denver	2	2
CAREER TOTALS		4	4



QUENTIN HARRIS

6-1 • 213 • 6TH YR. • SYRACUSE

BORN: Jan. 26, 1977, in Wilkes-Barre, Pa.
HIGH SCHOOL: Wyoming Seminary Upper School, Kingston, Pa.
ACQUIRED: Free Agent, 2006
NFL YEAR: 6th • **YEAR WITH BRONCOS:** 2nd
NFL GAMES PLAYED/STARTED: 60/6



SAFETY

HARRIS AT A GLANCE:

- A sixth-year safety and special-teams standout entering his second year with the Broncos.
- Posted four special-teams stops in six games with the Broncos in 2006 after competing in the New York Giants' training camp to begin the season.
- Led Arizona in special-teams tackles for two consecutive years (24 in 2005 and 19 in 2004) and owns 58 career tackles on coverage units.
- Played his first four professional seasons with the Cardinals, appearing in all 16 games for the club during three consecutive seasons (2003-05).
- Started at free safety during all four seasons at Syracuse University, where he totaled the ninth-most career interceptions (10) in school history.
- Joined the Broncos as a free agent on Nov. 21, 2006.
- Entered the NFL with Arizona as a college free agent on May 3, 2002.

CAREER TRANSACTIONS: Signed by Arizona as a college free agent 5/3/02; Waived by Arizona 9/1/02; Signed by Arizona (practice squad); Signed by Arizona (active roster) 11/14/02; Signed by the N.Y. Giants 3/13/06; Waived by the N.Y. Giants 9/2/06; Signed by Denver 11/21/06.

2006: After competing in training camp with the New York Giants, Harris joined the Broncos as a free agent on Nov. 21. He made his Broncos debut two days later on Thanksgiving at K.C. (11/23) and saw time on *Sunday Night Football* vs. Sea. (12/3). He contributed his first special-teams stop as a Bronco at S.D. (12/10). He played solely on special teams and made a stop vs. Cin. (12/24). Harris played on special teams and posted a pair of special-teams stops in the regular-season finale vs. S.F. (12/31).

2005: Harris played 16 games (1 start) for Arizona, leading the club with 24 special-teams tackles. He also contributed 21 tackles (16 solo) on defense. In the opener, he recorded a team-high four special-teams stops at NYG (9/11). In the team's game in Mexico City vs. S.F. (10/2), Harris recovered a fumble midway through the fourth quarter. He made three tackles and batted away one pass while seeing action at safety and cornerback due to injuries throughout the secondary vs. Car. (10/9). He recovered another fumble that set up a field goal vs. Ten. (10/23) and posted three tackles and a pass defended. He made three special-teams tackles vs. Sea. (11/6). At Stl. (11/20), he made a pair of tackles on defense and special teams. Harris made his only start of the season at Hou. (12/18) and posted three tackles and a pass defended.

2004: Harris played all 16 games (4 starts) and led Arizona with 19 special-teams tackles. He also added 24 tackles (22 solo), a sack, an interception, four passes defended, a fumble recovery and a pair of forced fumbles. He started the season opener at Stl. (9/12) and registered four tackles, an interception, a forced fumble,

a fumble recovery and a pass defended. He made two defensive tackles and four stops on special teams vs. Sea. (10/24). He recorded the first sack of his career when he dropped Trent Dilfer for a 2-yard loss.

2003: Harris played all 16 games (1 start) for Arizona and totaled five tackles (4 solo), a pass defended and seven special-teams stops. He made the first start of his professional career when he replaced Adrian Wilson (illness) vs. Car. (12/14).

2002: Harris entered the NFL with Arizona as a college free agent on May 3. He spent nine weeks on Arizona's practice squad before joining its active roster on Nov. 14. He played in the final six games after he was declared inactive at Phi. (11/17). He assisted on a special-teams stop in his pro debut vs. Oak. (11/24). He made two stops on special teams at Stl. (12/15).

COLLEGE: Harris earned a spot on Syracuse University's starting defense midway through his freshman year en route to posting 327 tackles (183 solo), four forced fumbles and four fumble recoveries in 42 career games (39 starts). He also placed ninth in school history with 10 interceptions for 212 return yards that ranked second in school annals. He was chosen as an honorable mention All-American and a first-team All-Big East Conference choice (National Sports Bureau) while receiving second-team honors from the conference's coaches as a senior.

PERSONAL: Harris received honorable mention All-America accolades at Wyoming Seminary Upper School in Kingston, Pa. He added all-Pennsylvania accolades as a junior and all-area recognition four times. He recorded 35 touchdowns, 1,523 receiving yards and 12 interceptions during his prep career. He majored in informational studies at Syracuse University. Harris is married to Tara and the couple has a daughter—Aliya—and two sons—Amani and Elijah. Quentin Hugh Harris was born on Jan. 26, 1977, in Wilkes-Barre, Pa.

HARRIS' REGULAR SEASON RECORD


Year	Club	G	S	UT	A	TT	S-Yds.	I-Yds.	PD	FF	FR	TD-Int.	TD-FR	S	Pts.
2002	Arizona	6	0	0	0	0	0-0	0-0	0	0	0	0	0	0	0
2003	Arizona	16	1	4	1	5	0-0	0-0	1	0	0	0	0	0	0
2004	Arizona	16	4	22	2	24	1-2	1--1	4	2	1	0	0	0	0
2005	Arizona	16	1	16	5	21	0-0	0-0	0	0	0	0	0	0	0
2006	Denver	6	0	0	0	0	0-0	0-0	0	0	0	0	0	0	0
CAREER TOTALS		60	6	42	8	50	1-2	1--1	5	2	1	0	0	0	0
BRONCOS TOTALS		6	0	0	0	0	0-0	0-0	0	0	0	0	0	0	0

ADDITIONAL STATISTICS: Special team tackles — 2002 (4), 2003 (7), 2004 (19), 2005 (24), 2006 (4), TOTAL (58).

HARRIS' SINGLE GAME HIGHS

(Postseason in parentheses)


Interceptions — 1 at St. Louis, 9/12/04 (none). **Interception return yards** — 1 at St. Louis, 9/12/04 (none). **Sacks** — 1 at Seattle, 12/26/04 (none). **Sack yards** — 2 at Seattle, 12/26/04 (none).



TRAVIS HENRY

5-9 • 215 • 7TH YR. • TENNESSEE

BORN: Oct. 29, 1978, in Frostproof, Fla.
HIGH SCHOOL: Frostproof High School, Frostproof, Fla.
ACQUIRED: Free Agent, 2007
NFL YEAR: 7th • **YEAR WITH BRONCOS:** 1st
NFL GAMES PLAYED/STARTED: 78/62



RUNNING BACK

HENRY AT A GLANCE:

- A seventh-year running back who enters his first year with the Broncos owning three 1,000-yard rushing campaigns for his career.
- Spent 2005-06 with Tennessee after playing his first four professional seasons with Buffalo, where he was voted to the Pro Bowl in 2002.
- Ranked 10th in the NFL with 1,211 rushing yards and fourth in yards per rush (4.5) while tying a personal best with six 100-yard games for Tennessee in 2006.
- Became the first Buffalo player since Thurman Thomas (1989-96) to post consecutive 1,000-yard rushing seasons with his 1,356-yard rushing effort in 2003.
- Totaled career highs with 13 rushing touchdowns (6th in NFL), 1,438 rushing yards (5th in NFL) and 43 receptions to earn Pro Bowl accolades for the Bills in 2002.
- Owns 19 career 100-yard rushing games and nine multiple-rushing touchdown games.

20's TROPHY CASE

Pro Bowl Selections (1) 2002

- Acquired by Tennessee on July 18, 2005, in a trade with Buffalo in exchange for a third-round pick in the 2006 NFL Draft.
- Finished his career at the University of Tennessee as its all-time leader in career rushing yards (3,078) and helped the school win the national championship during the 1998 season.
- Joined the Broncos as a free agent on March 5, 2007.
- Selected by Buffalo in the second round (58th overall) of the 2001 NFL Draft.

CAREER TRANSACTIONS: Signed by Buffalo as a draft choice 7/24/01; Traded to Tennessee 7/18/05; Placed on reserve/suspended list by Commissioner; Suspension lifted by Commissioner 10/24/05; Released by Tennessee 3/3/07; Signed by Denver 3/5/07.



2006: In his second season with the Titans, Henry became the club's featured back, playing 14 games (13 starts) and ranking fifth in the AFC (10th in NFL) with 1,211 rushing yards on 270 carries (4.5 avg.) with seven touchdowns. He became the first Titans rusher to amass 1,200 yards since Eddie George (1,509 in 2000). Henry's 4.5-yard rushing average was a career high and ranked fourth in the league (min. 250 carries). He also totaled 18 receptions for 78 yards (4.3 avg.). He recorded two rushing touchdowns while gaining 22 yards on nine carries vs. NYJ (9/10). Henry was inactive the following week at S.D. (9/17) with a toe injury. He returned to the starting lineup the following week and gained 60 yards on 21 carries while catching two passes for 10 yards at Mia. (9/24). Henry was declared inactive vs. Dal. (10/1). He returned to the starting lineup to collect 123 rushing yards on 19 carries (6.5 avg.) at Ind. (10/8). Henry posted a career-high 178 rushing yards with a touchdown on 32 carries at Was. (10/15), marking the fourth time in his career that he posted consecutive 100-yard rushing performances. He started at running back and recorded a team-high 107 rushing yards with a touchdown on 27 carries vs. Bal. (11/12). Henry totaled 143 rushing yards, including a career-long 70-yard run, at Phi. (11/19) and finished the game with 18 carries and a 7.9-yard rushing average. Against Ind. (12/3), Henry became the 100th player in league history to top 5,000 career rushing yards. Henry recorded a pair of touchdowns as part of his 20-carry, 88-yard outing at Hou. (12/10). He gained 135 yards on 25 carries at Buf. (12/24) to eclipse the 1,000-yard plateau for the third time in his career. Henry posted his sixth 100-yard game of the season when he rushed for 102 yards on 21 carries vs. N.E. (12/31).

2005: Acquired by Tennessee from Buffalo in exchange for a third-round pick in the 2006 NFL Draft, Henry played 10 games (1 start) and rushed for 335 yards on 88 carries (3.8 avg.) for the Titans. He added 13 catches for 117 yards. He dressed but did not play vs. Jac. (11/20) and was inactive with an ankle injury vs. Sea. (12/18) and also missed four games (Oct. 2-23) due to a league suspension. He registered 62 yards on a season-high 18 carries vs. Bal. (9/18). In his return to action, Henry recorded a 2-yard gain on his lone attempt vs. Oak. (10/30). Henry recorded a 6.6-yard average as he posted 86 yards on 13 carries, including a season-long 29-yard scamper, vs. S.F. (11/27). He recorded 16 carries for 65 yards at Mia. (12/24) before making his lone start of the season at Jac. (1/1), a game in which he recorded 48 yards on 13 attempts.

2004: Henry played 10 games (5 starts) with Buffalo before missing the last five contests of the year with a fractured right leg. He totaled 326 rushing yards on 94 attempts (3.5 avg.) and 45 yards on 10 receptions. As the starter in the season opener vs. Jac. (9/12), Henry gained 75 yards on 23 carries. He remained the starting running back for the next four games before Willis McGahee supplanted him in that role. In his second start of the season, Henry gained 67 yards on 21 attempts at Oak. (9/19). He posted season highs in carries (24) and yards (98) vs. N.E. (10/3). At Bal. (10/24), he made his last start of the season and gained 27 yards on seven carries. Henry recorded seven carries for 26 yards in the remaining five outings before sustaining a fractured right leg, which forced him to be declared inactive for the remainder of the season.

2003: Henry started all 15 games he played in, missing one with torn rib cartilage, and led Buffalo with 1,356 yards on 325 carries (4.1 avg.) with 10 rushing touchdowns and five 100-yard performances. Henry joined O.J. Simpson and Cookie Gilchrist as the only three Buffalo rushers to record at least 10 rushing touchdowns in two seasons as Henry accomplished his from 2002-03. He also contributed 28 catches for 158 yards with a score. In the season opener vs. N.E. (9/7), Henry recorded 89 yards and two touchdowns on 27 carries. At Jac. (9/14), Henry matched his career high with three rushing touchdowns. Henry collected 85 yards, including the game-winning rushing touchdown in overtime, on 25 attempts while catching two passes for 14 yards and a touchdown vs. Cin. (10/5). He recorded his first 100-yard game of the season when he erupted for 167 yards and two touchdowns on 31 attempts vs. Was. (10/19). Henry eclipsed 100 yards for the second time when he amassed 124 yards on 22 carries at K.C. (10/26). After an 80-yard effort at Dal. (11/9), Henry accumulated 149 yards on 23 rushes vs. Hou. (11/16) and recorded a season-long 64-yard run. Two weeks later, Henry surpassed 100 yards when he gathered 113 yards and a touchdown at NYG (11/30). He posted his second consecutive 100-yard outing when he gained a season-high 169 yards with a touchdown on 32 attempts vs. NYJ (12/7).

2002: Henry started all 16 games in his second season and totaled a career-high 1,438 yards with 13 touchdowns on 325 attempts (4.4 avg.) with Buffalo to earn his first Pro Bowl selection. He became the first Bills running back since Thurman Thomas (1993) to play in the Pro Bowl. His 13 rushing scores tied Cookie Gilchrist for the second-most rushing touchdowns in a season by a Buffalo player in club history. Henry also added career highs with 43 catches for 309 yards and a touchdown. In addition, he recorded six 100-yard rushing games. Henry opened the season with 31 carries for 149 yards and three touchdowns vs. NYJ (9/8).

HENRY AMONG NFL LEADERS IN YARDS PER RUSH

HIGHEST RUSHING AVERAGE, NFL, 2006 (min. 250 carries)

Player	Att.	Yds.	Avg.	LG	TDs
1. Frank Gore, S.F.	312	1,695	5.4	72	8
2. LaDainian Tomlinson, S.D.	348	1,815	5.2	85t	28
3. Tiki Barber, NYG	327	1,662	5.1	55t	5
4. Travis Henry, Ten.	270	1,211	4.5	70t	7
5. Willie Parker, Pit.	337	1,494	4.4	76	13

He added one rushing touchdown at Den. (9/22) and vs. Oak. (10/6) while posting a 26-yard receiving touchdown vs. Chi. (9/29). He erupted for 159 yards with two touchdowns on 28 carries at Hou. (10/13). Henry collected 132 yards on 22 carries (6.0 avg.), including a 34-yard run, at Mia. (10/20). At K.C. (11/17), Henry recorded 24 carries for 126 yards. After posting 83 yards and a touchdown on 17 carries at NYJ (11/24), Henry amassed 151 yards and a touchdown on 35 rushes vs. Mia. (12/1). Two weeks later vs. S.D. (12/15), he ran for 144 yards with two touchdowns on 22 attempts.

2001: Selected by Buffalo in the second round (58th overall) of the 2001 NFL Draft, Henry played 13 games (12 starts) and led the Bills with 729 rushing yards with four touchdowns on 213 carries (3.4 avg.). His yardage figure was the seventh most by a Bills rookie in team history despite missing three games with a knee injury. Of his four touchdowns, three were in the fourth quarter and two gave Buffalo the lead. By starting vs. N.O. (9/9), he became the first running back to start the season opener for Buffalo since Thurman Thomas in 1988. He posted his first touchdown on a 4-yard rush at Ind. (9/23). Two weeks later, Henry eclipsed 100 yards in a game vs. NYJ (10/7) with 19 carries for 113 yards (5.9 avg.). He scored two rushing touchdowns at S.D. (10/28) before posting a season-long 25-yard run and 97 rushing yards vs. Mia. (11/25). Henry left the game vs. N.E. (12/16) with 3:52 remaining in the second quarter with a knee injury and did not return. He was declared inactive for the final three games of the season with the injury.

COLLEGE: Henry left the University of Tennessee as the school's all-time leader in rushing yards (3,078), rushing attempts (556) and 100-yard rushing games (14). He also finished his career second in Tennessee annals with 26 rushing touchdowns. His play helped the school win a national championship during his sophomore year in 1998. As a senior, Henry was tabbed a first-team All-Southeastern Conference selection by the Associated Press and *The Sporting News*. He started every game and posted a career-high 1,314 yards with 11 touchdowns on 253 carries (5.2 avg.) during his final year in Knoxville. His single-season rushing total was the third best in Volunteers history while his rushing attempts mark was the second most in school history. As a junior, Henry shared tailback duties with Jamal Lewis and placed second on the team with 790 rushing yards and eight touchdowns on 125 carries (6.3 avg.). Henry played in every game, including starting the last four, as a sophomore to help the Volunteers secure a national championship. That year, rushed 176 times for 970 yards (5.5 avg.) with seven touchdowns.

PERSONAL: Henry totaled 7,224 rushing yards during his prep career at Frostproof High School in Frostproof, Fla. He was a *Parade* All-American and named "Mr. Florida Football" as a senior. That year, he rushed for 4,087 yards with 42 touchdowns in 14 games to lead the team to a state championship. Henry posted 1,076 rushing yards in the team's four playoff games en route to the state title. He was chosen as an all-state and all-district performer after his senior campaign. Henry set seven state records in Florida, including average yards per carry and average rushing yards per game. He posted a state-record 14 consecutive 200-yard rushing games. As a junior, Henry accumulated 1,701 yards and 28 touchdowns. He majored in sociology at the University of Tennessee. Travis Deion Henry was born Oct. 29, 1978, in Frostproof, Fla.

HENRY'S REGULAR SEASON RECORD

Year	Club	RUSHING						RECEIVING				SCORING				
		G	S	No.	Yds.	Avg.	LG	TD	No.	Yds.	Avg.	LG	TD	TDr	Tdp	TDr
2001	Buffalo	13	12	213	729	3.4	25	4	22	179	8.1	40	0	4	0	0
2002	Buffalo	16	16	325	1,438	4.4	34	13	43	309	7.2	26	1	14	13	1
2003	Buffalo	15	15	331	1,356	4.1	64	10	28	158	5.6	18	1	11	10	1
2004	Buffalo	10	5	94	326	3.5	19	0	10	45	4.5	10	0	0	0	0
2005	Tennessee	10	1	88	335	3.8	29	0	13	117	9.0	42	0	0	0	0
2006	Tennessee	14	13	270	1,211	4.5	70t	7	18	78	4.3	12	0	7	7	0
CAREER TOTALS		78	62	1,321	5,395	4.1	70t	34	134	886	6.6	42	2	36	34	2

ADDITIONAL STATISTICS: Passing — Threw an interception on 9/21/03 at Miami. Special teams tackles — 2004 (1), TOTAL (1). Miscellaneous tackles — 2002 (1), 2006 (2), TOTAL (3). Fumble recoveries — 2001 (2), 2002 (1), 2003 (2), 2005 (1), 2006 (2), TOTAL (8).

HENRY'S SINGLE GAME HIGHS

(Postseason in parentheses)

Rushes — 35 vs. Miami, 12/1/02 (none). **Rushing yards** — 178 at Washington, 10/15/06 (none). **Longest rush** — 70t at Philadelphia, 11/19/06 (none). **Rushing touchdowns** — 3, twice, last at Jacksonville, 9/14/03 (none). **Receptions** — 7, three times, last at N.Y. Jets, 10/12/03 (none). **Receiving yards** — 56 vs. Carolina, 12/9/01 (none). **Longest reception** — 42 vs. Houston, 12/11/05 (none). **Receiving touchdowns** — 1, twice, last vs. Cincinnati, 10/5/03 (none). **Rushing yards in one quarter** — 90 (3rd qtr.) vs. NYJ, 12/7/03 (none). **Rushing yards in one half** — 127 (2nd half) vs. NYJ, 12/7/03 (none). **Total yards** — 181 (178 rush/3 rec.) at Washington, 10/15/06 (none). **Total touchdowns** — 3 (all rush), twice, last at Jacksonville, 9/14/03 (none).

HENRY'S 100-YARD RUSHING GAMES (19)

*denotes win (Henry's teams are 11-8 when he records 100 or more yards rushing in a game.)

Date	Opponent	No.	Yds.	Avg.	LG	TD
10/7/01	vs. New York Jets	19	113	5.9	19	0
12/9/01	vs. Carolina*	27	101	3.7	14	1
9/8/02	vs. New York Jets	31	149	4.8	14	3
10/13/02	at Houston*	28	159	5.7	23t	2
10/20/02	at Miami*	22	132	6.0	34	0
11/17/02	at Kansas City	24	126	5.3	22	0
12/1/02	vs. Miami*	35	151	4.3	13	2
12/15/02	vs. San Diego*	22	144	6.5	26t	2
10/19/03	vs. Washington*	31	167	5.4	27	2
10/26/03	at Kansas City	22	124	5.6	23	0
11/16/03	vs. Houston	23	149	6.5	64	0
11/30/03	at New York Giants*	26	113	4.3	32	1
12/7/03	vs. New York Jets*	32	169	5.3	16	1
10/8/06	at Indianapolis	19	123	6.5	17	0
10/15/06	at Washington*	32	178	5.6	23	1
11/12/06	vs. Baltimore	27	107	4.0	30	1
11/19/06	at Philadelphia*	18	143	7.9	70t	1
12/24/06	at Buffalo*	25	135	5.4	30	0
12/31/06	vs. New England	21	102	4.9	34	0

HENRY'S REGULAR SEASON TOP FIVE

Rushing Yards

178 — at Washington, 10/15/06 (32 att., TD)
 169 — vs. New York Jets, 12/7/03 (32 att., TD)
 167 — vs. Washington, 10/19/03 (31 att., 2TD)
 159 — at Houston, 10/13/02 (28 att., 2TD)
 151 — vs. Miami, 12/1/02 (35 att., TD)

Receiving Yards

56 — vs. Carolina, 12/9/01 (2 rec.)
 54 — vs. Houston, 12/11/05 (3 rec.)
 47 — vs. Oakland, 10/6/02 (7 rec.)
 43 — at New York Jets, 11/24/02 (7 rec.)
 41 — vs. Chicago, 9/29/02 (3 rec., TD)

Rushing Touchdowns

3 — at Jacksonville, 9/14/03 (21-26)
 3 — vs. New York Jets, 9/8/02 (31-149)
 2 — at Houston, 12/10/06 (20-88)
 2 — vs. New York Jets, 9/10/06 (9-22)
 2 — vs. Washington, 10/19/03 (31-167)
 2 — vs. New England, 9/7/03 (27-89)
 2 — vs. San Diego, 12/15/02 (22-144)
 2 — vs. Detroit, 10/27/02 (19-64)
 2 — at Houston, 10/13/02 (28-159)

Total Yards From Scrimmage

181 — at Washington, 10/15/06 (178 rush, 3 rec.)
 180 — vs. Washington, 10/19/03 (167 rush, 13 rec.)
 178 — vs. Miami, 12/1/02 (151 rush, 27 rec.)
 178 — vs. New York Jets, 9/8/02 (149 rush, 29 rec.)
 175 — vs. New York Jets, 12/7/03 (169 rush, 6 rec.)

Rushing Attempts

35 — vs. Miami, 12/1/02 (151 yds., TD)
 32 — at Washington, 10/15/06 (178 yds., TD)
 32 — vs. New York Jets, 12/7/03 (169 yds., TD)
 31 — vs. Washington, 10/19/03 (167 yds., 2TD)
 31 — vs. New York Jets, 9/8/02 (149 yds., 3TD)

Receptions

7 — at New York Jets, 10/12/03 (35 yds.)
 7 — at New York Jets, 11/24/02 (43 yds.)
 7 — vs. Oakland, 10/6/02 (47 yds.)
 6 — vs. New York Jets, 9/8/02 (29 yds.)
 5 — at Jacksonville, 10/18/01 (32 yds.)

Receiving Touchdowns

1 — vs. Cincinnati, 10/5/03 (2-14)
 1 — vs. Chicago, 9/29/02 (3-41)

Longest Runs From Scrimmage

70t — at Philadelphia, 11/19/06 (18-143, TD)
 64 — vs. Houston, 11/16/03 (23-149)
 34 — vs. New England, 12/31/06 (21-102)
 34 — at Miami, 10/20/02 (22-132)
 33 — vs. Indianapolis, 12/3/06 (20-93)

TRAVIS HENRY'S CAREER GAME-BY-GAME

(Victories asterisked)

2001 BUFFALO (3-13)													RUSHING				RECEIVING				SCORING	
Date	Opponent	P/S	No.	Yds.	Avg.	LG	TD	No.	Yds.	Avg.	LG	TD	Yds.	Avg.	LG	TD	Yds.	Avg.	LG	TD	2pt.	Pts.
Sep 9	vs. New Orleans	S	22	58	2.6	14	0	1	4	4.0	4	0	0	0	0	0	0	0	0	0	0	0
Sep 23	at Indianapolis	S	12	39	3.3	9	1	3	36	12.0	19	0	0	0	0	0	0	0	0	0	0	6
Sep 30	vs. Pittsburgh	S	17	30	1.8	10	1	2	9	4.5	10	0	0	0	0	0	0	0	0	0	0	6
Oct 7	vs. N.Y. Jets	P	19	113	5.9	19	0	1	5	5.0	5	0	0	0	0	0	0	0	0	0	0	0
Oct 18	at Jacksonville*	S	27	63	2.3	9	0	5	32	6.4	13	0	0	0	0	0	0	0	0	0	0	0
Oct 28	at San Diego	S	10	24	2.4	11	1	2	8	4.0	8	0	0	0	0	0	0	0	0	0	0	6
Nov 4	vs. Indianapolis	S	13	61	4.7	13	0	0	0	0.0	—	0	0	0	0	0	0	0	0	0	0	0
Nov 11	at New England	S	16	51	3.2	8	0	1	-1	-1.0	-1	0	0	0	0	0	0	0	0	0	0	0
Nov 18	vs. Seattle	S	13	29	2.2	16	0	2	12	6.0	7	0	0	0	0	0	0	0	0	0	0	0
Nov 25	vs. Miami	S	19	97	5.1	25	1	0	0	0.0	0	0	0	0	0	0	0	0	0	0	0	6
Dec 2	at San Francisco	S	6	9	1.5	9	0	2	4	2.0	2	0	0	0	0	0	0	0	0	0	0	0
Dec 9	vs. Carolina*	S	27	101	3.7	14	1	2	56	28.0	40	0	0	0	0	0	0	0	0	0	0	6
Dec 16	vs. New England	S	12	54	4.5	14	0	1	14	14.0	14	0	0	0	0	0	0	0	0	0	0	0
Dec 23	at Atlanta	INACTIVE (KNEE)																				
Dec 30	at N.Y. Jets*	INACTIVE (KNEE)																				
Jan 6	at Miami	INACTIVE (KNEE)																				
Regular Season Totals			13/12	213	729	3.4	25	4	22	179	8.1	40	0	0	0	0	0	0	0	0	0	24

2002 BUFFALO (8-8)													RUSHING				RECEIVING				SCORING	
Date	Opponent	P/S	No.	Yds.	Avg.	LG	TD	No.	Yds.	Avg.	LG	TD	Yds.	Avg.	LG	TD	Yds.	Avg.	LG	TD	2pt.	Pts.
Sep 8	vs. N.Y. Jets	S	31	149	4.8	14	3	6	29	4.8	11	0	0	0	0	0	0	0	0	0	0	18
Sep 15	at Minnesota*	S	12	30	2.5	17	0	0	0	0.0	—	0	0	0	0	0	0	0	0	0	0	0
Sep 22	at Denver	S	12	35	2.9	8	1	4	33	8.3	16	0	0	0	0	0	0	0	0	0	0	6
Sep 29	vs. Chicago*	S	12	68	5.7	16	0	3	41	13.7	26t	1	0	0	0	0	0	0	0	0	0	6
Oct 6	vs. Oakland	S	15	58	3.9	29	1	7	47	6.7	16	0	0	0	0	0	0	0	0	0	0	6
Oct 13	at Houston*	S	28	159	5.7	23t	2	2	11	5.5	8	0	0	0	0	0	0	0	0	0	0	12
Oct 20	at Miami*	S	22	132	6.0	34	0	1	5	5.0	5	0	0	0	0	0	0	0	0	0	0	0
Oct 27	vs. Detroit*	S	19	64	3.4	11	2	1	12	12.0	12	0	0	0	0	0	0	0	0	0	0	12
Nov 3	vs. New England	S	11	53	4.8	22	0	3	12	4.0	7	0	0	0	0	0	0	0	0	0	0	0
Nov 17	at Kansas City	S	24	126	5.3	22	0	4	38	9.5	16	0	0	0	0	0	0	0	0	0	0	0
Nov 24	at N.Y. Jets	S	17	83	4.9	19	1	7	43	6.1	19	0	0	0	0	0	0	0	0	0	0	6
Dec 1	vs. Miami*	S	35	151	4.3	13	1	2	27	13.5	20	0	0	0	0	0	0	0	0	0	0	6
Dec 8	at New England	S	15	60	4.0	14	0	0	0	0.0	—	0	0	0	0	0	0	0	0	0	0	0
Dec 15	vs. San Diego*	S	22	144	6.5	26t	2	0	0	0.0	—	0	0	0	0	0	0	0	0	0	0	12
Dec 22	at Green Bay	S	20	46	2.3	10	0	1	11	11.0	11	0	0	0	0	0	0	0	0	0	0	0
Dec 29	vs. Cincinnati*	S	30	80	2.7	10	0	2	0	0.0	—	0	0	0	0	0	0	0	0	0	0	0
Regular Season Totals			16/16	325	1,438	4.4	34	13	43	309	7.2	26t	1	0	0	0	0	0	0	0	0	84

2003 BUFFALO (6-10)													RUSHING				RECEIVING				SCORING	
Date	Opponent	P/S	No.	Yds.	Avg.	LG	TD	No.	Yds.	Avg.	LG	TD	2pt.	Pts.								
Sep 7	vs. New England*	S	27	89	3.3	11	2	3	37	12.3	18	0	0	12								
Sep 14	at Jacksonville*	S	21	26	1.2	8	3	1	2	2.0	2	0	0	18								
Sep 21	at Miami	S	5	7	1.4	3	0	0	0	0.0	—	0	0	0								
Sep 28	vs. Philadelphia	INACTIVE (RIBS)																				
Oct 5	vs. Cincinnati*	S	25	85	3.4	14	1	2	14	7.0	9t	1	0	12								
Oct 12	at N.Y. Jets	S	18	53	2.9	9	0	7	35	5.0	12	0	0	0								
Oct 19	vs. Washington*	S	31	167	5.4	27	2	1	13	13.0	13	0	0	12								
Oct 26	at Kansas City	S	22	124	5.6	23	0	2	0	0.0	6	0	0	0								
Nov 9	at Dallas	S	21	80	3.8	12	0	0	0	0.0	—	0	0	0								
Nov 16	vs. Houston	S	23	149	6.5	64	0	1	4	4.0	4	0	0	0								
Nov 23	vs. Indianapolis	S	22	77	3.5	14	0	4	21	5.3	11	0	0	0								
Nov 30	at N.Y. Giants*	S	26	113	4.3	32	1	1	6	6.0	6	0	0	6								
Dec 7	vs. N.Y. Jets*	S	32	169	5.3	16	1	1	6	6.0	6	0	0	6								
Dec 14	at Tennessee	S	19	88	4.6	19	0	2	13	6.5	7	0	0	0								
Dec 21	vs. Miami	S	24	67	2.8	9	0	1	6	6.0	6	0	0	0								
Dec 27	at New England	S	15	35	2.3	12	0	2	1	0.5	1	0	0	0								
Regular Season Totals			15/15	331	1,356	4.1	64	10	28	158	5.6	18	1	0	66							

2006 TENNESSEE (8-8)				RUSHING					RECEIVING				SCORING		
Date	Opponent	P/S	No.	Yds.	Avg.	LG	TD	No.	Yds.	Avg.	LG	TD	2pt.	1st.	
Sep 10	vs. N.Y. Jets	P	9	22	2.4	5	2	1	2	2.0	2	0	1	14	
Sep 17	at San Diego														
Sep 24	at Miami	S	21	60	2.9	11	0	2	10	5.0	8	0	0	0	
Oct 1	vs. Dallas														
Oct 8	at Indianapolis	S	19	123	6.5	17	0	2	10	5.0	10	0	0	0	
Oct 15	at Washington*	S	32	178	5.6	23	1	2	3	1.5	4	0	0	6	
Oct 29	vs. Houston*	S	15	29	1.9	6	0	0	0	0.0	—	0	0	0	
Nov 5	at Jacksonville	S	19	67	3.5	16	0	0	0	0.0	—	0	0	0	
Nov 12	vs. Baltimore	S	27	107	4.0	30	1	0	0	0.0	—	0	0	6	
Nov 19	at Philadelphia*	S	18	143	7.9	70	1	1	8	8.0	8	0	0	6	
Nov 26	vs. N.Y. Giants*	S	12	27	2.3	14	0	3	24	8.0	12	0	0	0	
Dec 3	vs. Indianapolis*	S	20	93	4.7	33	0	3	9	3.0	4	0	0	0	
Dec 10	at Houston*	S	20	88	4.4	15	2	2	7	3.5	6	0	0	12	
Dec 17	vs. Jacksonville*	S	12	37	3.1	16	0	1	2	2.0	2	0	0	0	
Dec 24	at Buffalo*	S	25	135	5.4	30	0	0	0	0.0	—	0	0	0	
Dec 31	vs. New England	S	21	102	4.9	34	0	1	3	3.0	3	0	0	0	
Regular Season Totals			14/3	270	1,211	4.5	70	7	18	78	4.3	12	0	1	44



DOMENIK HIXON

6-2 • 185 • 2ND YR. • AKRON

BORN: Oct. 8, 1984, in Neukirchen, Germany

HIGH SCHOOL: Whitehall-Yearling High School, Columbus, Ohio

ACQUIRED: Draft #4c (130th overall), 2006

NFL YEAR: 2nd • YEAR WITH BRONCOS: 2nd

NFL GAMES PLAYED/STARTED: 0/0

12



WIDE RECEIVER

HIXON AT A GLANCE:

- A second-year wide receiver and special-teams returner who spent his rookie year with the Broncos on their reserve/non-football injury list with a left foot injury suffered while preparing for the NFL Draft.
- Started 44 career games at the University of Akron, posting 20 starts as a free safety during his first two seasons and 24 in his final two years as a wide receiver.
- Selected as a second-team All-Mid-American Conference choice as a senior in 2005 after setting Akron single-season records with 75 receptions and 1,210 receiving yards.
- Finished his career at Akron with the second-most receptions (141) and third-most receiving yards (2,092) in school history despite playing only two years on offense.
- Ranked third in the nation in all-purpose yards in 2005 with 2,139, a total helped by 705 kick-off return yards that marked the third-highest total in the nation.
- Selected by the Broncos in the fourth round (130th overall) of the 2006 NFL Draft.

CAREER TRANSACTIONS: Signed by Denver as a draft choice 7/27/06; Placed on reserve/non-football injury list (left foot) by Denver 8/29/06.

2006: Selected by the Broncos in the fourth round (130th overall) of the 2006 NFL Draft, Hixon was placed on the reserve/non-football injury list on Aug. 29 with a left foot injury suffered while preparing for the draft. Hixon, who did not play in any preseason games, spent his rookie season on that list with Denver.

COLLEGE: Hixon started 44 career games at the University of Akron, posting 20 starts as a free safety during his first two seasons and 24 in his final two years as a wide receiver. For his career, he caught 141 passes for 2,092 yards (14.8 avg.) with 14 touchdowns while returning 42 punts for 475 yards (11.3 avg.) with one touchdown and 49 kickoffs for 1,171 yards (23.9 avg.) with one touchdown. Defensively, Hixon totaled 176 career tackles (117 solo), one interception (25 yds.), three pass breakups and two fumble recoveries. He was a team captain as a senior, starting all 13 games and setting school single-season records with 75 receptions and 1,210 receiving yards to go along with eight receiving touchdowns. A second-team All-Mid-American Conference choice, Hixon's 1,210 receiving yards tied for the eighth-highest total in the nation as a senior. After switching from the defensive side of the ball to wide receiver during offseason workouts before his junior year, he paced the Zips in receptions (66), receiving yards (882) and touchdown catches (6). Hixon ranked sixth in the nation in punt return average with a school-record 17.2-yard average. He scored on an 85-yard punt return (longest in school history) and a 93-yard kickoff return as a junior. Hixon led Akron with 111 tackles (78 solo) at free safety as a sophomore and was an eight-game starter as a true freshman.

PERSONAL: Hixon was a two-way standout at Whitehall-Yearling High School in Columbus, Ohio. As a senior, he recorded 33 receptions for 429 yards with four touchdowns along with 140 tackles, five sacks and four interceptions as an honorable mention all-district choice. Hixon also was an honorable mention all-state point guard on Whitehall-Yearling's basketball team and was a three-year letterwinner in baseball. Hixon majored in sports science at Akron. Born in Neukirchen, Germany, Hixon moved to Columbus, Ohio, after spending his formative years in Germany. He can still speak German. Domenik Hixon was born Oct. 8, 1984.

HIXON'S REGULAR SEASON RECORD

		RECEIVING							SCORING				
Year	Club	G	S	No.	Yds.	Avg.	LG	TD	TD	TDp	TDrt	2pt	Pts.
2006	Denver												
CAREER TOTALS		0	0	0	0	0.0	—	0	0	0	0	0	0



WARRICK HOLDMAN

6-1 • 243 • 9TH YR. • TEXAS A&M

BORN: Nov. 22, 1975, in Alief, Texas

HIGH SCHOOL: Elsie High School, Alief, Texas

ACQUIRED: Unrestricted Free Agent (Washington), 2007

NFL YEAR: 9th • YEAR WITH BRONCOS: 1st

NFL GAMES PLAYED/STARTED: 105/84 • POSTSEASON: 3/1

56



LINEBACKER

HOLDMAN AT A GLANCE:

- A ninth-year linebacker in his first season with the Broncos who has started at least 10 games in a season five times during his career.
- Spent the previous two years with Washington and also played for Cleveland (2004) and Chicago (1999-2003).
- Owns three 100-tackle seasons for his career.
- Started all 16 games with Washington in 2006, ranking fourth on the Redskins with 101 stops.
- Ranked second on the Browns with 110 tackles and started 14 of his 16 games played during his one year with the club in 2004.
- Collected a career-high 145 tackles (101 solo) to place second on the Bears in 2001, a year in which he also started 15 games and tied for the team lead with three forced fumbles.
- Named an honorable mention All-American and a first-team All-Big 12 Conference selection by *College Sports News* as a senior at Texas A&M University, where he started 40 career games.
- Joined the Broncos as an unrestricted free agent on April 26, 2007.
- Selected by Chicago in the fourth round (106th overall) of the 1999 NFL Draft.

CAREER TRANSACTIONS: Signed by Chicago as a draft choice 7/26/99; Placed on reserve/injured (left knee) by Chicago 11/21/00; Placed on injured reserve (right knee) by Chicago 10/1/02; Released by Chicago 3/3/04; Signed by Cleveland 4/20/04; Signed by Washington as an unrestricted free agent 5/16/05; Signed by Denver as an unrestricted free agent 4/26/07.

2006: Holdman placed fourth on Washington with 101 tackles (69 solo) and added a sack as a 16-game starter. He also posted a special-teams stop for the Redskins. Holdman made eight tackles (6 solo) and broke up a pass on *Sunday Night Football* at Dal. (9/17). The following week at Hou. (9/24), he led the club with 11 tackles (8 solo) to help limit the Texans to 61 rushing yards. He added five tackles (4 solo) vs. Jac. (10/1) as the Redskins limited the Jaguars to 32 yards on 16 carries (2.0 avg.). He made eight stops (5 solo) at NYG (10/8). Holdman contributed six tackles and a pass defended vs. Dal. (11/5) before posting seven stops (5 solo), including a sack (Donovan McNabb), at Phi. (11/12). He recorded eight tackles (5 solo) at T.B. (11/19). At Stl. (12/24), he made 10 tackles (8 solo).

2005: Holdman played 14 games (7 starts) for the Redskins, compiling 38 tackles (23 solo) and a fumble recovery after joining Washington as an unrestricted free agent on May 16. In two playoff games (0 starts), he made three tackles (1 solo). He posted an assisted tackle in an NFC Wild Card Game win at T.B. (1/7) and added two stops (1 solo) in an NFC Divisional Playoff Game at Sea. (1/14). Holdman started his Redskins debut and contributed three tackles vs. Chi. (9/11). He posted a season-high seven tackles (1 solo) vs. S.F. (10/24). At Ari. (12/11), Holdman registered four tackles (1 solo) and a fumble recovery.

2004: Holdman played all 16 games (14 starts) for Cleveland after signing as a free agent in the offseason. He placed second on the team with 110 tackles (56 solo) with half a sack (3.5 yds.), two passes defended and one forced fumble. He posted three double-digit tackle games, including a season-high 12 stops at Cin. (11/28) and 10 stops (7 solo), including half a sack, vs. NYJ (11/21).

2003: In his fifth NFL season, Holdman started all of the 13 games he played and recorded 79 tackles (56 solo), two passes defended and a forced fumble for Chicago. In the opener at S.F. (9/7), he registered a season-high 12 tackles and a forced fumble. He placed second on the club with 11 stops at Min. (9/14). Two weeks later, Holdman made six tackles (4 solo) on *Monday Night Football* vs. G.B. (9/29). He tied for the team lead with eight stops vs. Oak. (10/5) before leaving the game with an ankle injury.

2002: Holdman was limited to four games (4 starts) with Chicago before a right knee injury ended his season. He posted 26 tackles (16 solo), a pass defended and a forced fumble before he was placed on injured reserve on Oct. 1 with a right knee injury.

2001: Holdman played all 16 games (15 starts) for Chicago, accumulating a career-high 145 tackles (personal-best 101 solo tackles) while tying for the team lead with three forced fumbles and adding nine passes defended. He also registered 1.5 sacks (15 yds.) and one interception for the season. In an NFC Divisional Playoff Game vs. Phi. (1/19), Holdman started and made eight tackles (7 solo). Against Min. (9/23), Holdman posted 12 tackles and a forced fumble before recording a team-high nine stops, including a sack, and a forced fumble at Atl. (10/7). He registered the first interception of his career off a Ty Detmer pass at Det. (12/30), a game in which he also forced a fumble.

2000: Holdman made 87 tackles (63 solo), defended three passes and forced a fumble while adding nine special-teams stops in 10 games (10 starts) for Chicago. He missed the last six games of the season with a left knee injury. In the season opener at Min. (9/3), Holdman paced the team with 11 tackles before contributing nine stops vs. NYG (9/17). He posted a season-high 13 tackles (10 solo) vs. Det. (9/24) and tied for the team lead with 10 stops and a forced fumble at G.B. (10/1).

1999: Selected by Chicago in the fourth round (106th overall) of the 1999 NFL Draft, Holdman opened the season as a nickel linebacker and special-teams performer but ascended to the starting lineup while playing in every game. He started each of the Bears' final five contests, finishing fifth on the club with 75 tackles (49 solo), including two sacks (26 yds.), along with two forced fumbles and a fumble recovery. He joined Roosevelt Colvin and Russell Davis as the first Bears rookies to record multiple sacks since Alonzo Spellman in 1992. On special teams, Holdman collected 11 stops. As a starter, Holdman averaged more than nine tackles per game. He recorded his first NFL sack vs. Sea. (9/19) when he dropped Glenn Foley for a 7-yard loss. Two weeks later vs. N.O. (10/3), he posted his second sack. Holdman made his first pro start on Thanksgiving Day at Det. (11/25) and led the team with 11 tackles. He added 11 stops and a forced fumble vs. G.B. (12/5).

COLLEGE: Holdman played 48 career games (40 starts) at Texas A&M University, where he recorded 294 tackles, 46 tackles-for-losses, 16.5 sacks and seven forced fumbles. He started the final 40 games of his collegiate career. As a senior, Holdman earned honorable mention All-America and first-team All-Big 12 Conference accolades from *College Sports News*. He placed third on the Aggies with 95 tackles to help the school win the Big 12 Championship with an 11-3 record. He was named *USA Today* National Player of the Week and Big 12 Defensive Player of the Week after posting eight tackles (two for losses), one sack and a fumble recovery in the end zone against Nebraska.

PERSONAL: Holdman received *SuperPrep* All-America, first-team Class 5A all-state and first-team all-greater Houston honors as a senior at Elsie High School in Alief, Texas. He was rated as one of the top linebackers in the country after compiling 151 tackles and three sacks a senior. He participated in the Target Shopping spree for needy families presented by Renaldo and LaTanya Wynn's Family of Faith Foundation as well as the Redskins Charitable Foundation. Holdman majored in recreation, parks and tourism sciences at Texas A&M. The only child of James and Gale Taylor, Warrick Holdman was born on Nov. 22, 1975, Alief, Texas.

HOLDMAN'S REGULAR SEASON RECORD

Year	Club	G	S	UT	A	TT	S-Yds.	I-Yds.	PD	FF	FR	TD-Int.	TD-FR	S	Pts.
1999	Chicago	6	5	49	26	75	2-26	0-0	0	2	1	0	0	0	0
2000	Chicago	10	10	63	24	87	0-0	0-0	3	1	0	0	0	0	0
2001	Chicago	16	15	101	44	145	1.5-15	1-0	9	3	0	0	0	0	0
2002	Chicago	4	4	16	10	26	0-0	0-0	1	1	0	0	0	0	0
2003	Chicago	13	13	56	23	79	0-0	0-0	2	1	0	0	0	0	0
2004	Cleveland	16	14	56	54	110	0.5-3.5	0-0	2	1	0	0	0	0	0
2005	Washington	14	7	23	15	38	0-0	0-0	1	0	1	0	0	0	0
2006	Washington	16	16	69	32	101	1-2	0-0	2	0	0	0	0	0	0
CAREER TOTALS		105	84	433	228	661	5-46.5	1-0	20	9	2	0	0	0	0

ADDITIONAL STATISTICS: Special teams tackles — 1999 (11), 2000 (9), TOTAL (20).

HOLDMAN'S POSTSEASON RECORD

Year	Club	G	S	UT	A	TT	S-Yds.	I-Yds.	PD	FF	FR	TD-Int.	TD-FR	S	Pts.
2001	Chicago	1	1	7	1	8	0-0	0-0	0	0	0	0	0	0	0
2005	Washington	2	0	1	2	3	0-0	0-0	0	0	0	0	0	0	0
CAREER TOTALS		3	1	8	3	11	0-0	0-0	0	0	0	0	0	0	0

HOLDMAN'S SINGLE-GAME HIGHS

(Postseason in parentheses)

Sacks — 1, four times, last at Philadelphia, 11/12/06 (none). **Sack yards** — 19 vs. New Orleans, 10/3/99 (none). **Interceptions** — 1 at Detroit, 12/30/01 (none). **Interception return yards** — 0 at Detroit, 12/30/01 (none).



MONTRAE HOLLAND

6-2 • 322 • 5TH YR. • FLORIDA STATE

BORN: May 21, 1980, in Jefferson, Texas
HIGH SCHOOL: Jefferson High School, Ore, Texas
ACQUIRED: Unrestricted Free Agent (New Orleans), 2007
NFL YEAR: 5th • **YEAR WITH BRONCOS:** 1st
NFL GAMES PLAYED/STARTED: 52/30 • **POSTSEASON:** 0/0



GUARD

HOLLAND AT A GLANCE:

- A fifth-year guard who joined the Broncos as an unrestricted free agent in the offseason after spending his first four professional seasons with New Orleans.
- Started 30 of his 52 career games played for the Saints.
- Contributed seven starts for the Saints at right guard and three at left guard in 2005.
- Started a career-high 13 games for the Saints in 2004, helping running back Deuce McAllister record his second consecutive 1,000-yard rushing season (1,074 yds.).
- Appeared in all 16 games with seven starts for New Orleans as a rookie in 2003, a year in which McAllister ranked fourth in the NFL with 1,641 rushing yards.
- Received All-Atlantic Coast Conference recognition in each of his three years as a starter at Florida State University, including first-team all-conference accolades as a senior.
- Joined the Broncos as an unrestricted free agent on March 5, 2007.
- Selected by New Orleans in the fourth round (102nd overall) of the 2003 NFL Draft.

CAREER TRANSACTIONS: Signed by New Orleans as a draft choice 7/25/03; Signed by Denver as an unrestricted free agent 3/5/07.



2006: Holland played eight games (0 starts) before being declared inactive for New Orleans' two playoff games. He dressed for the eight regular-season contests in which he did not play.

2005: Holland played 15 games (10 starts) for the Saints, seeing time as a starting right (7 games) and left guard (3 games). He contributed on special teams during the first three games of the season before joining the starting lineup in New Orleans' game vs. Buf. (10/2). Holland dressed but did not play vs. Mia. (10/30) before returning to the starting lineup vs. Chi. (11/6). He started at left guard in the last three games of the year after making seven starts at right guard.

2004: Holland played 13 games (13 starts) at right guard for New Orleans. He suffered a torn right knee ligament at Atl. (11/28), and that injury forced him to be declared inactive for three games. He returned as the Saints' starting right guard for the remainder of the season.

2003: Selected by New Orleans in the fourth round (102nd overall) of the 2003 NFL Draft, Holland played all 16 games (7 starts) during his first professional season. He contributed primarily on special teams during the first nine games. Holland assumed a starting role at left guard vs. Atl. (11/26) when Kendyl Jacox was hurt the week before. Holland filled in at left guard for four games before sliding to right guard to replace LeCharles Bentley for the last two games.

COLLEGE: Holland was a three-year starter at Florida State University, where he totaled 29 consecutive starts at right guard and earned All-ACC honors during each of his final three years. As a senior, Holland started the first 10 games and earned third-team All-America recognition by *The Sporting News* and first-team All-ACC honors. As a junior, Holland was an All-ACC second teamer and earned the team's offensive MVP award, allowing only two sacks for the year. As a sophomore, Holland started all 13 games for the Seminoles, did not allow a sack and was an honorable mention All-ACC choice. He saw time in 1999 as a redshirt freshman.

PERSONAL: Holland was considered one of the nation's elite offensive lineman at Jefferson High School in Ore, Texas, during his senior year. He also competed in track and field. He enjoys working with youth football programs during the offseason. He is married to Janette, and the couple has a daughter, Taylor. Montrae Rondrell Holland, who earned a bachelor's degree in criminology from Florida State, was born on May 21, 1980, in Jefferson, Texas.

HOLLAND'S REGULAR SEASON RECORD

Year	Club	G	S
2003	New Orleans	16	7
2004	New Orleans	13	13
2005	New Orleans	15	10
2006	New Orleans	8	0
CAREER TOTALS		52	30

ADDITIONAL STATISTICS: Miscellaneous tackles — 2003 (3), 2004 (2), 2005 (4), TOTAL (9). Fumble recoveries — 2005 (1), TOTAL (1). Forced fumbles — 2003 (1), TOTAL (1).

HOLLAND'S POSTSEASON RECORD

Year	Club	G	S
2006	New Orleans	0	0
CAREER TOTALS		0	0



T.J. HOLLOWELL

6-0 • 235 • 3RD YR. • NEBRASKA

BORN: April 8, 1981, in Bethlehem, Pa.

HIGH SCHOOL: Copperas Cove High School, Copperas Cove, Texas

ACQUIRED: Free Agent, 2007

NFL YEAR: 3rd • YEAR WITH BRONCOS: 1st

NFL GAMES PLAYED/STARTED: 6/0

57

LINEBACKER

HOLLOWELL AT A GLANCE:

- A third-year linebacker who competed in Denver's 2006 training camp but spent the regular season out of the NFL.
- Saw time on the active rosters of the New York Jets and Miami in 2005 in addition to competing on the practice squads of the New York Giants and Chicago that season.
- Played four of his six career games with the New York Giants as a rookie in 2004.
- Earned honorable mention All-Big 12 Conference honors as a senior at the University of Nebraska, totaling 75 tackles, including 1.5 sacks, in 12 starts that season.
- Finished his career at Nebraska with 173 career tackles (76 solo), 3.5 sacks, two interceptions, one fumble recovery and one forced fumble.
- Entered the NFL with the New York Giants as a college free agent on April 30, 2004.

CAREER TRANSACTIONS: Signed by N.Y. Giants as a college free agent 4/30/04; Waived by N.Y. Giants 9/5/04; Signed by N.Y. Giants (practice squad) 9/7/04; Signed by N.Y. Giants (active roster) 10/12/04; Waived by N.Y. Giants 9/3/05; Signed by N.Y. Giants (practice squad) 9/5/05; Signed by N.Y. Jets (active roster) 10/31/05; Waived by N.Y. Jets 11/21/05; Claimed by Miami off waivers 11/22/05; Waived by Miami 11/29/05; Signed by Chicago (practice squad) 12/2/05; Waived by Chicago 6/16/06; Signed by Denver 7/8/06; Waived/injured by Denver 8/29/06; Signed by Denver to a future contract 1/2/07.

2006: Hollowell competed in the Broncos' training camp but spent the 2006 season out of the NFL after Denver designated him waived/injured on Aug. 29.

2005: Hollowell competed in training camp with the New York Giants before he was signed to the team's practice squad on Sept. 5. The New York Jets signed him from the Giants' practice squad on Oct. 31. He saw action in the Jets' next two games—vs. S.D. (11/6) and at Car. (11/13)—and recorded a special-teams stop against the Chargers. The Jets waived Hollowell on Nov. 21, allowing Miami to claim him the next day. He was inactive for the Dolphins' game at Oak. (11/27) before he was waived on Nov. 29. Chicago signed Hollowell to its practice squad on Dec. 2, and he spent the rest of the season with that group.

2004: Hollowell entered the NFL as a college free agent with the New York Giants on April 30. He played on special teams in four games (0 starts) and recorded one stop on coverage units. He started the season on the practice squad before he was signed to the Giants' active roster on Oct. 12. He was declared inactive for the first four games before making his NFL debut vs. Atl. (11/21). He played the following week vs. Phi. (11/28) and saw time vs. Pit. (12/18) and vs. Dal. (1/2).

COLLEGE: Hollowell finished his career at the University of Nebraska with 173 tackles (76 solo), 3.5 sacks, 12 tackles-for-losses, two interceptions, a fumble recovery and a forced fumble in 49 games (14 starts). He helped the Cornhuskers earn an appearance in the Rose Bowl and Alamo Bowl during his time in Lincoln. As a senior, he was named honorable mention All-Big 12 Conference as he registered 75 tackles and 1.5 sacks


while starting all 12 games that year. As a junior, Hollowell posted 60 tackles in 14 games (2 starts).

PERSONAL: Hollowell completed his high school career at Copperas Cove High School in Texas as the school's all-time tackles leader with 311 after compiling 159 stops as a senior. He added three sacks and 21 tackles-for-losses to earn Class 5A all-state honors as a senior. Hollowell attended the National Football Foundation's "Play it Smart" academic program expansion party in New York City. He also took part in the National Education Association's "Read Across America" program by reading to students at Martin Luther King Jr. Elementary School in Paterson, N.J. He majored in sociology at the University of Nebraska. Thomas Anthony Hollowell was born on April 8, 1981, in Bethlehem, Pa.

HOLLOWELL'S REGULAR SEASON RECORD

Year	Club	G	S	UT	A	TT	S-Yds.	I-Yds.	PD	FF	FR	TD-Int.	TD-FR	S	Pts.
2004	N.Y. Giants	4	0	0	0	0	0-0	0-0	0	0	0	0	0	0	0
2005	NYG/NYJ/MIA/CHI	2	0	0	0	0	0-0	0-0	0	0	0	0	0	0	0
2006							OUT OF FOOTBALL								
CAREER TOTALS		6	0	0	0	0	0-0	0-0	0	0	0	0	0	0	0

ADDITIONAL STATISTICS: Special teams tackles — 2004 (1), 2005 (1), TOTAL (2).



NATE JACKSON

6-3 • 235 • 5TH YR. • MENLO COLLEGE

BORN: June 4, 1979, in San Jose, Calif.

HIGH SCHOOL: Pioneer High School, San Jose, Calif.

ACQUIRED: Trade (San Francisco), 2003

NFL YEAR: 5th • YEAR WITH BRONCOS: 5th

NFL GAMES PLAYED/STARTED: 26/0 • POSTSEASON: 0/0

81

TIGHT END

JACKSON AT A GLANCE:

- A fifth-year player who enters his third year at tight end for Denver in 2007 after switching to the position from wide receiver before the start of the 2005 season.
- Made five catches for 49 yards for Denver in 2006 while contributing regularly on special teams.
- Played two games for Denver in 2005 following a 2004 season in which he caught eight passes for 73 yards (9.1 avg.) in 12 games (0 starts) as a wide receiver.
- Enjoyed the best game of his career on *Monday Night Football* at Cincinnati (10/25/04), setting career highs in receptions (4) and receiving yards (33).
- Spent all but one week on the Broncos' practice squad in 2003 and was out of football in 2002 as a rookie after San Francisco waived him at the end of training camp.
- Played collegiately at Division III Menlo College (Atherton, Calif.), where he received first-team All-America honors after catching 105 passes for 1,520 yards (14.5 avg.) as a senior.
- Joined the Broncos on Aug. 13, 2003, in a trade with San Francisco for a conditional draft pick.
- Entered the NFL with San Francisco as a college free agent April 23, 2002.

CAREER TRANSACTIONS: Signed by San Francisco as a college free agent 4/23/02; Waived by San Francisco 8/21/02; Signed by San Francisco (future contract) 1/18/03; Traded to Denver 8/13/03; Waived by Denver 8/31/03; Signed by Denver (practice squad) 9/2/03; Signed by Denver (active roster) 12/26/03; Placed on injured reserve (left ankle) by Denver 12/7/04.

2006: In 11 games (0 starts) with Denver, Jackson posted five catches for 49 yards (9.8 avg.) and four special-teams tackles. He hauled in three passes for 33 yards at Oak. (11/12), making a career-long 24-yard grab in the fourth quarter to set up the game-winning touchdown against the Raiders. He contributed three special-teams tackles on *Sunday Night Football* vs. S.D. (11/19). Jackson registered a 9-yard reception on *Sunday Night Football* vs. Sea. (12/3). His 7-yard catch set up a field goal at Ari. (12/17). He posted one special-teams tackle in the regular-season finale vs. S.F. (12/31).

2005: Jackson switched from wide receiver to tight end during the Broncos' training camp and saw action in two regular-season games but did not record any statistics. After suffering a hamstring injury during training camp, he was inactive for the first three games of the season. Jackson contributed on special teams at Jac. (10/2) in his season debut. After playing at NYG (10/23), he was declared inactive for the rest of the season.

2004: Jackson emerged as an option at wide receiver for the Broncos, playing 12 games (0 starts) and catching eight passes for 73 yards (9.1 avg.), before he was placed on injured reserve Dec. 7 (fractured left ankle). He also contributed on special teams with seven tackles on kickoff and punt coverage. He made the first two

catches of his career at Jac. (9/19) during the Broncos' final drive of the game. His first career catch was a 5-yard grab just before the two-minute warning, and he followed that up with a 20-yard reception (the longest catch on that drive) that put Denver in scoring position against the Jaguars. His lone grab at T.B. (10/3), a 9-yarder along the sideline, occurred during a crucial fourth-quarter drive that set up a game-winning Denver field goal. He enjoyed a career game on *Monday Night Football* at Cin. (10/25), setting personal bests in receptions (4) and receiving yards (33) to total an 8.3 yards-per-reception average. His four receptions against the Bengals equaled his total reception output for his seven career games played up to that point. Jackson did not have a catch against the Bengals until the fourth quarter when he made several clutch receptions. Against Oak. (11/28), he tied for the team high with two special-teams tackles. Jackson played on offense and special teams at S.D. (12/5), where he made one tackle, before a left ankle injury forced him out of the game in the fourth quarter. The injury forced him to go on injured reserve Dec. 7.

2003: Jackson was acquired by the Broncos in a trade from San Francisco for a conditional draft pick on Aug. 13. He was waived during the final cutdown on Aug. 31 but signed to Denver's practice squad the next day, where he spent the first 16 weeks of the season before being signed to the 53-man roster Dec. 26. He made his NFL debut two days later at G.B. (12/28), seeing action on offense and special teams. He did not play in an AFC Wild Card Game at Ind. (1/4). In the spring 2004, he played for Rhein of NFL Europe.

2002: Jackson entered the NFL with San Francisco as a college free agent April 23. He was waived by the 49ers in training camp (8/21) and spent the year out of football.

COLLEGE: Jackson was a three-year letterman at Menlo College in Atherton, Calif., where he finished with 261 career receptions for 3,976 yards (15.2 avg.) with 43 touchdowns. He received first-team All-America and Division III Coaches All-America honors after catching 105 passes for 1,520 yards (14.5 avg.) with 17 touchdowns as a senior. During his junior year, Jackson totaled 101 receptions for 1,515 yards (15.0 avg.) with 16 touchdowns and caught 55 passes for 941 yards (17.1 avg.) with 10 touchdowns as a sophomore.

PERSONAL: Jackson attended Pioneer High School in San Jose, Calif. He graduated from Menlo College with a bachelor's degree in communications. He considers music as one of his interests and performs as "Jack Nasty" in a California band that has a hip hop/rock style. He also is enrolled in creative writing classes at the University of Denver and wrote a weekly journal for DenverBroncos.com during the 2005 and '06 seasons. In 2005, Jackson spoke with two combined classes at Legacy High School in Broomfield, Colo., as part of the NFL High School Tuesday program. Nate Jackson was born June 4, 1979, in San Jose, Calif.

JACKSON'S REGULAR SEASON RECORD

Year	Club	G	S	No.	RECEIVING			TD	TD	TDr	SCORING			
					Yds.	Avg.	LG				TDp	TDrt	2pt	Pts.
2002					OUT OF FOOTBALL									
2003	Denver	1	0	0	0	0.0	—	0	0	0	0	0	0	0
2004	Denver	12	0	8	73	9.1	20	0	0	0	0	0	0	0
2005	Denver	2	0	0	0	0.0	—	0	0	0	0	0	0	0
2006	Denver	11	0	5	49	9.8	24	0	0	0	0	0	0	0
CAREER TOTALS		26	0	13	122	9.4	24	0	0	0	0	0	0	0

ADDITIONAL STATISTICS: Special teams tackles — 2004 (7), 2006 (4), TOTAL (11). Miscellaneous tackles — 2006 (2), TOTAL (2).

JACKSON'S POSTSEASON RECORD

Year	Club	G	S	No.	RECEIVING		LG	TD	SCORING				2pt.	Pts.
					Yds.	Avg.			TD	TDr	TDp	TDrt		
2003	Denver	0	0	0	0	0.0	—	0	0	0	0	0	0	0
2005	Denver	0	0	0	0	0.0	—	0	0	0	0	0	0	0
CAREER TOTALS		0	0	0	0	0.0	—	0	0	0	0	0	0	0

JACKSON'S SINGLE GAME HIGHS

(Postseason in parentheses)

Receptions — 4 at Cincinnati, 10/25/04 (none). **Receiving yards** — 33, twice, last at Oakland, 11/12/06 (none). **Longest reception** — 24 at Oakland, 11/12/06 (none). **Receiving touchdowns** — None (none).

DID YOU KNOW?

The Arizona/St. Louis Cardinals franchise, Carolina Panthers and Houston Texans are the only clubs in the NFL to have yet to defeat the Broncos in regular season or postseason play. Denver owns a 7-0-1 all-time record against the Cardinals, a 2-0 record against the Panthers and a 1-0 record against the Texans.



KYLE JOHNSON

6-0 • 242 • 5TH YR. • SYRACUSE

BORN: Dec. 15, 1978, in Rahway, N.J.

HIGH SCHOOL: Woodbridge High School, Woodbridge, N.J.

ACQUIRED: Free Agent, 2002

NFL YEAR: 5th • **YEAR WITH BRONCOS:** 5th

NFL GAMES PLAYED/STARTED: 44/24 • **POSTSEASON:** 2/2

39

FULLBACK

JOHNSON AT A GLANCE:

- A fifth-year fullback who has been the Broncos' primary lead blocker in each of the last three seasons.
- Helped block for Denver's third different 1,000-yard rusher in the last three seasons with Tatum Bell's 1,025-yard effort in 2006.
- Ranked second in the NFL in receiving touchdowns by running backs with five in 2005 and added another score with a 3-yard touchdown run on his first NFL carry vs. San Diego (9/18/05).
- Totaled a career-best nine special-teams tackles in 2004 while catching nine passes for 126 yards (14.0 avg.) with touchdown grabs of 23 and 19 yards for Denver.
- Waived by Carolina at the end of his first training camp in 2002; spent time on the practice squads of the N.Y. Giants and Detroit before signing with the Broncos in December 2002.
- Entered his senior year at Syracuse University in 2000 rated the best fullback in the country by *The Sporting News* but suffered a season-ending left ankle injury on a touchdown run in the opening game and was granted a sixth year of eligibility by the NCAA.
- Joined the Broncos from Detroit's practice squad Dec. 10, 2002.
- Selected by Carolina in the fifth round (145th overall) of the 2002 NFL Draft.

CAREER TRANSACTIONS: Signed by Carolina as a draft choice 7/3/02; Waived by Carolina 9/1/02; Signed by N.Y. Giants (practice squad) 9/3/02; Released by N.Y. Giants 10/23/02; Signed by Detroit (practice squad) 11/13/02; Signed by Denver (active roster) 12/10/02; Waived by Denver 8/26/03; Signed by Denver (practice squad) 9/10/03; Released by Denver 9/16/03; Signed by Denver (practice squad) 10/15/03; Released by Denver 11/18/03; Signed by Denver (practice squad) 12/24/03.



2006: In 14 games (7 starts) with Denver, Johnson compiled 30 yards on five carries and 37 yards with a touchdown on seven receptions. He helped block for Tatum Bell's first career 1,000-yard rushing season (1,025 yds.). Johnson rushed twice for 18 yards and caught two passes for 25 yards in the home opener vs. K.C. (9/17). He left the game vs. Oak. (10/15) early with a right ankle injury that forced him to be declared inactive at Cle. (10/22). Johnson returned to the lineup and blocked for Mike Bell's 136-yard performance vs. Ind. (10/29) but was forced to leave the game after aggravating his ankle injury. He was declared inactive with the ankle injury at Pit. (11/5). He caught two passes for five yards, including the go-ahead 1-yard touchdown, at Oak. (11/12). He added a 6-yard catch and a tackle on special teams on Thanksgiving at K.C. (11/23). Johnson's blocking helped Tatum Bell total a career-high 133 yards on *Sunday Night Football* vs. Sea. (12/3).

2005: Johnson emerged as one of the top fullbacks in the AFC as he played in all 16 regular-season games (14 starts) and made 17 catches for 160 yards (9.4 avg.) with five touchdowns, which marked the second-highest total among NFL running backs. He added four carries for nine yards and scored once on a 3-yard run. His blocking helped Denver nearly have two running backs eclipse the 1,000-yard rushing plateau with Mike Anderson amassing 1,014 yards and Tatum Bell totaling 921 yards. Denver also ranked second in the NFL in rushing (158.7 ypg.) with the second-highest rushing total (2,539 yds.) in club history. Johnson was a key cog in the Broncos being just the third team in league history with two 900-yard rushers (Anderson and Bell), a 1,000-yard receiver (Rod Smith) and a 3,000-yard passer (Jake Plummer) in the same season. He competed in the first two playoff games of his career and made one tackle on special teams. He recorded the team's lone touchdown in the regular-season opener at Mia. (9/11) when he hauled in a 2-yard scoring pass. In the home opener vs. S.D. (9/18), he took his first career handoff and scored on a 3-yard touchdown while contributing one special-teams stop against the Chargers. Johnson made a leaping 1-yard touchdown catch vs. N.E. (10/16). He caught two balls for 37 yards, including a 4-yard touchdown, at NYG (10/23). His touchdown catch was Plummer's 50th scoring toss as a Bronco. He hauled in a 6-yard scoring pass at Phi. (10/30) and posted season highs with three catches for 40 yards with a score vs. Bal. (12/11).

2004: Johnson emerged as a reliable pass-catcher and lead blocker at fullback during the regular season, playing 14 games (3 starts) for the Broncos. Johnson was the club's primary fullback for most of the year, assuming the role in Week 5 when regular fullback Reuben Droughns made his first start at running back.

Statistically, his biggest contributions came as a receiver who tallied nine catches for 126 yards (14.0 avg.) with two touchdowns. He also made nine special-teams tackles to rank fourth on the club. He missed the Broncos' AFC Wild Card Game at Ind. (1/9) as well as their final two regular-season games with a right ankle injury. Johnson made his first career tackle on special teams at T.B. (10/3). With Droughns starting his first game at running back vs. Car. (10/10), Johnson replaced him as the team's primary fullback against the Panthers but did not start because Denver opened the game in a three wide receiver set. His blocking against the Panthers helped Droughns record the ninth-highest single-game rushing total (193 yds.) in franchise history. Johnson also made a 31-yard catch, the first of his career, against the Panthers. Johnson recorded his first career start at Cin. (10/25) on *Monday Night Football*. Against Hou. (11/7), he set career highs with three receptions for 46 yards (15.3 avg.), including a 23-yard touchdown reception for his first career score while making two tackles on special teams. At K.C. (12/19), Johnson suffered a right ankle injury in the second quarter that kept him out for the rest of the season.

2003: Johnson had three different stints on the Broncos' practice squad with the final one coming before the regular-season finale at G.B. (12/28). He was signed by the Broncos to their practice squad Sept. 10 and spent one week on the practice squad after being waived by Denver in training camp on Aug. 26. He later rejoined the team Oct. 15 and spent a month on the squad before being released Nov. 18. Johnson was signed to the practice squad for the final time on Dec. 24.

2002: Selected by Carolina in the fifth round (145th overall) of the 2002 NFL Draft, Johnson was waived by the Panthers on Sept. 1 and signed to the New York Giants' practice squad Sept. 3. He was released from the Giants' practice squad Oct. 23 before signing with Detroit's practice squad Nov. 13. He remained with the Lions until he was signed to Denver's active roster Dec. 11 and was inactive for each of the final three games.

COLLEGE: Johnson was granted a sixth year of eligibility by the NCAA and started all 13 games at fullback during his senior year at Syracuse University, gaining a career-high 223 yards on 52 carries (4.3 avg.) with three touchdowns along with making six receptions for 75 yards with one touchdown. The year capped off a stellar career in which he totaled 101 carries for 466 yards (4.6 avg.) with eight touchdowns and added 116 yards and a pair of scores on 13 receptions (8.9 avg.). A three-time All-Big East Conference academic team pick, Johnson was elected team captain in 2000 and entered the year ranked as the No. 1 fullback in the country by *The Sporting News*. He started at fullback in the 2000 season opener vs. Buffalo before sustaining a season-ending ankle injury.

PERSONAL: Johnson earned second-team all-state recognition and was named all-county and all-area as a senior at Woodbridge High School in Woodbridge, N.J., after rushing for 1,235 yards. A nine-time member of the Athletic Director's Honor Roll at Syracuse, Johnson was heavily involved in the community at Syracuse and served as coordinator of Syracuse's annual Jam Session for two years (a basketball game between members of the media and the football team with funds raised going to local charities). He traveled through Africa, Mozambique and Europe during the 2007 offseason. Johnson earned a bachelor's degree from Syracuse in electronic media in December 2000 and currently is pursuing an M.B.A. Albert Kyle Johnson was born Dec. 15, 1978, in Rahway, N.J., and resides in Plainfield, N.J.

JOHNSON'S REGULAR SEASON RECORD

Year	Club	G	S	RUSHING				RECEIVING				SCORING			
				No.	Yds.	Avg.	LG	No.	Yds.	Avg.	LG	TD	TDp	TDt	2pt
2002	Den./Det./NYG	0	0	0	0	0.0	—	0	0	0.0	—	0	0	0	0
2003	Denver														
2004	Denver	14	3	0	0	0.0	—	9	126	14.0	31	2	2	0	12
2005	Denver	16	14	4	9	2.3	4	17	160	9.4	33	5	6	1	36
2006	Denver	14	7	5	30	6.0	15	7	37	5.3	20	1	1	0	6
CAREER TOTALS		44	24	9	39	4.3	15	33	323	9.8	33	8	9	1	54
BRONCOS TOTALS		44	24	9	39	4.3	15	33	323	9.8	33	8	9	1	54

ADDITIONAL STATISTICS: Special teams tackles — 2004 (9), 2005 (4), 2006 (3), TOTAL (16). Miscellaneous tackles — 2004 (1), 2006 (2), TOTAL (3). Kick returns — 2005 (1 for 8 yds.), 2006 (1 for 14 yds.) TOTAL (2 for 22 yds.). Forced a fumble on an INT return vs. S.F. (12/31/06).

JOHNSON'S POSTSEASON RECORD

Year	Club	G	S	RUSHING				RECEIVING				SCORING			
				No.	Yds.	Avg.	LG	No.	Yds.	Avg.	LG	TD	TDp	TDt	2pt
2004	Denver	0	0	0	0	0.0	—	0	0	0.0	—	0	0	0	0
2005	Denver	2	2	0	0	0.0	—	0	0	0.0	—	0	0	0	0
CAREER TOTALS		2	2	0	0	0.0	—	0	0	0.0	—	0	0	0	0

ADDITIONAL STATISTICS: Special teams tackles — 2005 (1), TOTAL (1).

JOHNSON'S SINGLE GAME HIGHS

(Postseason in parentheses)

Rushes — 2, three times, last vs. Baltimore, 10/9/06 (none). **Rushing yards** — 18 vs. Kansas City, 9/17/06 (none). **Longest rush** — 15 vs. Kansas City, 9/17/06 (none). **Rushing touchdowns** — 1 vs. San Diego, 9/18/05 (none). **Receptions** — 3, twice, last vs. Baltimore, 12/11/05 (none). **Receiving yards** — 46 vs. Houston, 11/7/04 (none). **Longest reception** — 33 at N.Y. Giants, 10/23/05 (none). **Receiving touchdowns** — 1, eight times, last at Oakland, 11/12/06 (none).



**TEYO
JOHNSON**

6-6 • 245 • 4TH YR. • STANFORD

BORN: Nov. 29, 1981, in White Rock, British Columbia

HIGH SCHOOL: Mira Mesa High School, San Diego

ACQUIRED: Free Agent, 2007

NFL YEAR: 4th • YEAR WITH BRONCOS: 1st

NFL GAMES PLAYED/STARTED: 30/9

49

TIGHT END

JOHNSON AT A GLANCE:

- A fourth-year tight end who enters his first year with the Broncos after signing with the club as a free agent in the offseason.
- Played his first two professional seasons (2003-04) with Oakland, totaling 23 catches for 259 yards with three touchdowns in 24 games (6 starts), and saw time with Arizona in 2005.
- Gained experience in the spring of 2007 playing for Hamburg of NFL Europa.
- Competed in Miami's 2006 training camp but spent the regular season out of the NFL.
- Played football and basketball at Stanford University.
- Joined Denver as a future-contract signee on Jan. 2, 2007.
- Selected by Oakland in the second round (63rd overall) of the 2003 NFL Draft.

CAREER TRANSACTIONS: Signed by Oakland as a draft choice 7/24/03; Waived by Oakland 9/3/05; Signed by Arizona 9/13/05; Waived by Arizona 11/22/05; Signed by Miami to a future contract 1/11/06; Waived by Miami 9/2/06; Signed by Denver to a future contract 1/2/07.



2006: Johnson spent the regular season out of football after competing in training camp with Miami. The Broncos signed him to a future contract on Jan. 2 before allocating him to NFL Europa, where he played for the Hamburg Sea Devils in the spring of 2007.

2005: Johnson was waived by Oakland after training camp. He was signed by Arizona, where he played six games (3 starts) and made three catches for 29 yards. Against Stl. (9/18), Johnson made a 13-yard catch in his first game with the Cardinals. Johnson started against S.F. (10/2) in a contest played in Mexico and made a pair of catches for 16 yards. Johnson was declared inactive for three consecutive games before Arizona waived him Nov. 22. He spent the remainder of the season out of football.

2004: Johnson caught nine passes for 131 yards (14.6 avg.) with two touchdowns in eight games (1 start) for Oakland. He also made three tackles on special teams. The second-year pro was declared inactive for the first eight games of the season. He made his season debut at Car. (11/7). He hauled in an 8-yard touchdown from Kerry Collins for his first catch of the season vs. S.D. (11/21). He made a career-high three catches for 49 yards with one touchdown in his first start vs. Ten. (12/19). Johnson matched his career high with three catches for a personal-best 52 yards at K.C. (12/25).

2003: Selected by Oakland in the second round (63rd overall) of the 2003 NFL Draft, Johnson made 14 catches for 128 yards (9.1 avg.) with one touchdown in 16 games (5 starts) for the Raiders. He also recorded one tackle on special teams. Johnson made his NFL debut in the opener at Ten. (9/7) and made his first career start at Chi. (10/5), posting a 20-yard catch in that contest. He served as a reserve and posted a career-high three catches for 21 yards, including a 10-yard touchdown, at Cle. (10/12). He made his third consecutive start and had his best game of the year when he made three catches for 30 yards vs. NYJ (11/9). Against Den. (11/30), he made a pair of catches for 28 yards, including a season-long 21-yard reception.

COLLEGE: Johnson was a two-sport athlete at Stanford University as he competed as a wide receiver on the football squad and a forward on the basketball team. He finished his collegiate career with 79 catches for 1,032 yards (13.1 avg.) with 15 touchdowns. Johnson started his collegiate career as a quarterback during his true freshman season. He converted to wide receiver while sitting out his freshman campaign as a redshirt. As a senior, Johnson started every game at split end and led the Cardinal with 41 receptions for 467 yards with eight touchdowns. Johnson shared the 2001 Pac-10 Freshman of the Year Award. As a basketball player, Johnson earned two varsity letters after joining the team on a full-time basis for the 2001-02 season. In 2000-01, Johnson was a valuable player on the Stanford team that was ranked No. 1 in the country and reached the West Regional Final of the NCAA Tournament.

PERSONAL: Johnson played quarterback on the football team and power forward on the basketball team at Mira Mesa High School in San Diego. He attended Mira Mesa High School only as a senior after transferring from Mariner High School in Everett, Wash. In addition to quarterback, Johnson also played wide receiver and defensive end in high school. As a senior, he threw for 1,068 yards and 11 touchdowns while rushing 48 times

for 411 yards and four touchdowns. As a defensive end, Johnson posted 60 tackles, 14 sacks, four forced fumbles and two interceptions. The *San Diego Union Tribune* recognized Johnson as its 1999-2000 athlete of the year. As a basketball player, Johnson was a four-year starter who led the team in scoring, rebounds, assists and steals each of his four seasons. Johnson, who has Canadian citizenship, was a member of the Canadian Junior Olympic team that competed in Brazil in 2000 and was the MVP of the Nike Best in the West Camp. His oldest brother, Ahmani, played linebacker at Oregon State before signing with the Chicago Bears. His brother Riall was drafted in the sixth round of the 2001 NFL Draft by Cincinnati after playing linebacker at Stanford from 1997-00. Johnson wrote a weekly diary for DenverBroncos.com while in NFL Europa during the 2007 season. Teyo Johnson, who majored in sociology at Stanford, was born on Nov. 29, 1981, in White Rock, British Columbia.

JOHNSON'S REGULAR SEASON RECORD


Year	Club	RECEIVING					SCORING						
		G	S	No.	Yds.	Avg.	LG	TD	TDr	TDp	TDrt	2pt	Pts.
2003	Oakland	16	5	14	128	9.1	21	1	0	1	0	0	6
2004	Oakland	8	1	9	131	14.6	25	2	0	2	0	0	12
2005	Arizona	6	3	3	29	9.7	13	0	0	0	0	0	0
2006					OUT OF FOOTBALL								
CAREER TOTALS		30	9	26	288	11.1	25	3	0	3	0	0	18

ADDITIONAL STATISTICS: Special teams tackles — 2003 (1), 2004 (3), TOTAL (4). Miscellaneous tackles — 2003 (3), TOTAL (3).

JOHNSON'S SINGLE GAME HIGHS

(Postseason in parentheses)

Receptions — 3, four times, last at Kansas City, 12/25/04 (none). **Receiving yards** — 52 at Kansas City, 12/25/04 (none). **Longest reception** — 25 at Kansas City, 12/25/04 (none). **Receiving touchdowns** — 1, three times, last vs. Tennessee, 12/19/04 (none).



JIMMY KENNEDY

6-4 • 320 • 5TH YR. • PENN STATE

BORN: Nov. 15, 1979, in Yonkers, N.Y.


HIGH SCHOOL: Roosevelt High School, Yonkers, N.Y.

ACQUIRED: Trade (St. Louis), 2007

NFL YEAR: 5th • **YEAR WITH BRONCOS:** 1st

NFL GAMES PLAYED/STARTED: 53/30 • **POSTSEASON:** 2/2

79



DEFENSIVE TACKLE

KENNEDY AT A GLANCE:

- A fifth-year defensive tackle and former 12th overall pick in the NFL Draft who enters his first season with Denver in 2007 after playing his first four campaigns with St. Louis.
- Started all 16 games for the first time in his career with the Rams in 2006, recording a career-high 55 tackles (32 solo), two fumble recoveries and one sack.
- Competed at the nose tackle position for St. Louis in 2006 after seeing action primarily as an 'under tackle' to begin his career.
- Registered a career-high three sacks (14 yds.) and 53 tackles (26 solo) for St. Louis in 2005, helping the club tie for the NFL lead in forcing opponent plays for negative yardage (118).
- Saw his first career playoff action in 2004, starting both contests for the Rams.
- Received first-team All-America honors (Walter Camp) as the Big Ten Conference Defensive Lineman of the Year during his senior season at Penn State University.
- Joined the Broncos on June 8, 2007, in a trade from St. Louis in exchange for an undisclosed pick in the 2008 NFL Draft.
- Selected by St. Louis in the first round (12th overall) of the 2003 NFL Draft.

CAREER TRANSACTIONS: Signed by St. Louis as a draft choice 7/30/03; Traded to Denver 6/8/07.



2006: Kennedy, in his fourth year with St. Louis, was a 16-game starter for the first time in his career. He posted a personal-best 55 tackles (32 solo), one sack (5 yds.), one pass breakup, one fumble recovery and the first two fumble recoveries of his career. The season marked Kennedy's first as a full-time nose tackle after competing as an 'under tackle' for his first three years. He recorded at least four tackles 10 times, including two six-tackle outings. At G.B. (10/8), Kennedy made six tackles (5 solo) and forced a fumble. He recorded five solo tackles vs. K.C. (11/5) before making six stops (3 solo) at Car. (11/19) to tie his season high. Kennedy had a sack for a 5-yard loss along with four stops (3 solo) in the Rams' season finale at Min. (12/31).

2005: Kennedy registered a career-high three sacks (14 yds.), 53 tackles (26 solo), two pass breakups and one forced fumble in 15 games (9 starts) for St. Louis. Kennedy, who started the Rams' first nine games of the season, helped St. Louis tie for the NFL lead in forcing opponent plays for negative yardage (118). At Ari. (9/18) as he posted four tackles, including two sacks (8 yds.) of Kurt Warner, along with the first forced fumble of his career. His performance against the Cardinals marked the first multiple-sack game of his career. Kennedy led the defensive line with six tackles (1 solo) at Ind. (10/17) before matching that tackle total with six stops and one sack (6 yds.) vs. N.O. (10/23).

2004: Kennedy was declared inactive for the Rams' first seven games with a foot injury and finished the year with 31 tackles (16 solo) and one pass breakup in nine games (5 starts). He also started both of the Rams' playoff contests, registering nine tackles (6 solo) and one sack (6 yds.) that marked the first quarterback take-down of his professional career. In an NFC Wild Card Game at Sea. (1/8), Kennedy recorded two tackles and one sack (6 yds.). He tracked down quarterback Matt Hasselbeck for a 6-yard loss in the last minute of the fourth quarter of the Rams' 27-20 win. The next week in an NFC Divisional Playoff Game at Atl. (1/15), he made seven stops (4 solo) for his highest tackle total of the season. Kennedy made his season debut vs. N.E. (11/7) and had three tackles (1 solo). He added five tackles (3 solo) at G.B. (11/29). Kennedy made his first pro start and placed second among the Rams' defensive linemen with a season-high six tackles (5 solo) vs. S.F. (12/5).

2003: Selected by St. Louis in the first round (12th overall) of the 2003 NFL Draft, Kennedy played 13 games (0 starts) as a rookie, totaling 10 tackles (2 solo) with a pass defended on a Rams team that won the NFC West with a 12-4 record. He was inactive for the Rams' NFC Divisional Playoff Game vs. Car. (1/10). After being declared inactive for the first two games, Kennedy made his professional debut at Sea. (9/21) on special teams. He saw his first defensive action the following week vs. Ari. (9/28) and posted a quarterback pressure in that contest. At S.F. (11/2), Kennedy blocked Todd Peterson's extra-point attempt. He notched a season-high five tackles (1 solo) vs. Bal. (11/9) before adding one tackle and a pass breakup at Ari. (11/23).

COLLEGE: Kennedy completed his career at Penn State University with 213 tackles (128 solo), 14 sacks and 39 tackles-for-losses. As a senior, Kennedy was tabbed a first-team All-American by the Walter Camp Foundation, *The Sporting News* and *NFL Draft Report* while receiving third-team All-America recognition from the Associated Press. That season, Kennedy posted a career-high 87 tackles (52 solo) while ranking second on the squad with 5.5 sacks to also garner first-team All-Big Ten Conference accolades as its Defensive Lineman of the Year award winner. As a junior, Kennedy started every game and made 51 tackles (30 solo) and 1.5 sacks to earn honorable mention All-Big Ten recognition. He recorded 42 tackles (28 solo) with six sacks as an honorable mention All-Big Ten pick during his sophomore campaign. Kennedy played in every game as a redshirt freshman, starting the last six contests of the year and finishing with 33 tackles (18 solo) and half a sack for the Nittany Lions.

PERSONAL: Kennedy was a three-year starter along the offensive and defensive lines at Roosevelt High School in Yonkers, N.Y., helping the program to a 30-3 record in those three campaigns. He garnered All-America, all-city, all-conference, all-state and team MVP honors at Roosevelt and won the High School Heisman award sponsored by the Downton Athletic Club. As a junior, he led Roosevelt to a 12-0 mark and the New York state title. Kennedy played in the 1998 Governor's Bowl, pitting the best players from New York against those from New Jersey. He graduated with a bachelor's degree in rehabilitation services education from Penn State University. Jimmy Wayne Kennedy was born on Nov. 15, 1979, in Yonkers, N.Y.

KENNEDY'S REGULAR SEASON RECORD

Year	Club	G	S	UT	A	TT	S-Yds.	I-Yds.	PD	FF	FR	TD-Int.	TD-FR	S	Pts.
2003	St. Louis	13	0	2	8	10	0-0	0-0	1	0	0	0	0	0	0
2004	St. Louis	9	5	16	15	31	0-0	0-0	1	0	0	0	0	0	0
2005	St. Louis	15	9	26	27	53	3-14	0-0	2	1	0	0	0	0	0
2006	St. Louis	16	16	32	23	55	1-5	0-0	1	1	2	0	0	0	0
CAREER TOTALS		53	30	76	73	149	4-19	0-0	5	2	2	0	0	0	0

ADDITIONAL STATISTICS: Blocked an extra point by Todd Peterson at San Francisco, 11/2/03.

KENNEDY'S POSTSEASON RECORD

Year	Club	G	S	UT	A	TT	S-Yds.	I-Yds.	PD	FF	FR	TD-Int.	TD-FR	S	Pts.
2003	St. Louis	0	0	0	0	0	0-0	0-0	0	0	0	0	0	0	0
2004	St. Louis	2	2	6	3	9	1-6	0-0	0	0	0	0	0	0	0
CAREER TOTALS		2	2	6	3	9	1-6	0-0	0	0	0	0	0	0	0

KENNEDY'S SINGLE GAME HIGHS

(Postseason in parentheses)

Sacks — 2 at Arizona, 9/18/05 (1 at Seattle, 1/8/05). **Sack yards** — 8 at Arizona, 9/18/05 (6 at Seattle, 1/8/05). **Interceptions** — None (none). **Interception return yards** — None (none).

KENNEDY'S MULTIPLE SACK GAMES (1)

*denotes win (Kennedy's teams are 1-0 when he records more than one sack in a game.)

Date	Opponent	S-Yds.
9/18/05	at Arizona*	2-8



DAVID KIRCUS

6-2 • 192 • 4TH YR. • GRAND VALLEY ST.

BORN: Feb. 19, 1980, in Mount Clemens, Mich.

HIGH SCHOOL: Imlay City High School, Imlay City, Mich.

ACQUIRED: Free Agent, 2006

NFL YEAR: 4th • YEAR WITH BRONCOS: 2nd

NFL GAMES PLAYED/STARTED: 28/2

87

WIDE RECEIVER

KIRCUS AT A GLANCE:

- A fourth-year wide receiver who is in his second season with the Broncos and owns a 20.5 yards per reception average (15 receptions for 308 yds.) during his NFL career.
- Averaged 20.8 yards per catch on nine receptions (187 yds.) in 16 games for Denver in 2006 while also seeing time as a returner on special teams.
- Played 12 regular-season games (2 starts) with the Lions from 2003-04 and totaled six catches for 121 yards, including a 50-yard touchdown reception at Dallas (10/31/04).
- Spent the 2005 season out of football after Detroit waived him at the end of its training camp.
- Finished his career at Grand Valley State University as one of the most prolific receivers in NCAA history with 4,523 receiving yards, which ranked as the sixth-highest total in college football annals and second most in Division II history.
- Set a college football record with 80 career touchdowns (all receiving) at Grand Valley State.
- Joined the Broncos as a future-contract signee on Jan. 3, 2006.
- Selected by Detroit in the sixth round (175th overall) of the 2003 NFL Draft.

CAREER TRANSACTIONS: Signed by Detroit as a draft choice 7/17/03; Waived by Detroit 8/31/03; Signed by Detroit (practice squad) 9/2/03; Waived by Detroit 9/5/04; Signed by Detroit (practice squad) 9/7/04; Waived by Detroit 9/20/04; Signed by Detroit (practice squad) 9/22/04; Waived by Detroit 9/3/05; Signed by Denver to a future contract 1/3/06.



2006: In his first season with the Broncos, Kircus made nine catches for 187 yards (20.8 avg.) with a 45-yard long in 16 games (0 starts). He also totaled 38 yards on two kickoff returns and 86 yards on six punt returns (14.3 avg.) with a 42-yard long. In the season opener at Stl. (9/10), he posted 38 yards on two kick-off returns. Against K.C. (9/17), he hauled in two passes for 26 yards. Kircus saw extended playing time in the second half due to a Rod Smith injury. He recorded catches on consecutive plays, totaling 36 yards, at N.E. (9/24). Kircus hauled in his lone reception of the game, a 45-yarder on third-and-12, sustaining a drive that resulted in a touchdown vs. Ind. (10/29). His 42-yard punt return at Oak. (11/12) set up a touchdown. Two weeks later, Kircus made a 36-yard catch on Thanksgiving at K.C. (11/23). He made an 18-yard catch on a 99-yard scoring drive vs. Cin. (12/24). Kircus hauled in an 11-yard pass on the drive that culminated in the game-tying touchdown in the regular-season finale vs. S.F. (12/31).

2005: Kircus competed in training camp with Detroit but was waived on Sept. 3. He spent the regular season out of the NFL.

2004: Kircus appeared in seven regular-season games (0 starts) for the Lions and made three catches for 68 yards (22.7 avg.) with his first career touchdown. He posted his longest career catch when he hauled in a 50-yard touchdown at Dal. (10/31). He started the season on the Lions' practice squad but was signed to their active roster following the season opener. Kircus was waived on Sept. 20 and re-signed on Sept. 22 to Detroit's practice squad, where he spent the next three weeks. He returned to the active roster for five weeks. He saw action at NYG (10/24) before he made his first catch of the season at Dal. (10/31), a game in which he hauled in a 50-yard touchdown pass from Joey Harrington in the fourth quarter. He played in the regular-season finale, contributing a career-high two catches for 18 yards at Ten. (1/2).

2003: Selected by Detroit in the sixth round (175th overall) of the 2003 NFL Draft, Kircus played five regular-season games (2 starts) as a rookie and made three catches for 53 yards (17.7 avg.). He spent the first 10 weeks of the season on the practice squad before making his pro debut and first NFL start at Min. (11/23). He made his first professional catch on a 16-yard pass from Joey Harrington during a touchdown drive vs. S.D. (12/7). He made an 18-yard catch at Car. (12/21) and topped that with his longest reception of the season the following week vs. Stl. (12/28) with a 19-yard grab in the first quarter.

COLLEGE: In addition to helping Grand Valley State University make two appearances in the NCAA Division II National Championship Game, Kircus' career numbers virtually rewrote the Greater Lakes Intercollegiate

Athletic Conference record books and ranked among the best in NCAA history. He tallied 482 points during his collegiate career, the sixth-best total in college football annals and second best in Division II history. He recorded 212 points in 2002, a season total topped in NCAA history only by Barry Sanders' (Oklahoma State) 234 points in 1988. Kircus set school records with 241 career catches for 4,523 yards (18.8 avg.) with 80 touchdowns, and his 241 catches also established the GLIAC standard. His 4,523 receiving yards ranked sixth in college football history and second in Division II annals while Kircus' 80 career touchdowns (all receiving) set a collegiate record. He was a two-time All-American and first-team all-conference selection. As a senior in 2002, he established a college record with 35 touchdowns. He finished his career with 11 catches for a school single-game record 270 yards with three touchdowns to help Grand Valley State win the NCAA Division II National Championship.

PERSONAL: Kircus received All-Michigan Athletic Conference honors as a sophomore, junior and senior at Imlay City High School in Imlay City, Mich., and was a *Detroit News* all-state pick as a junior and senior. He also earned all-state recognition in track (high jump and 300 meter hurdles) and as a guard in basketball. He totaled 1,827 rushing yards with 38 touchdowns to go with 55 receptions for 1,201 yards (21.9 avg.) during his junior and senior seasons. He majored in movement science at Grand Valley State University. David Kircus was born on Feb. 19, 1980, in Mount Clemens, Mich., and resides in Denver.

KIRCUS' REGULAR SEASON RECORD

Year	Club	G	S	No.	Yds.	Avg.	LG	TD	RECEIVING						2pt	Pts.
									TD	TDr	TDp	TDrt	TDp	TDrt		
2003	Detroit	5	2	3	53	17.7	19	0	0	0	0	0	0	0	0	0
2004	Detroit	7	0	3	68	22.7	50t	1	1	0	1	0	0	0	0	6
2005																
2006	Denver	16	0	9	187	20.8	45	0	0	0	0	0	0	0	0	0
OUT OF FOOTBALL																
CAREER TOTALS		28	2	15	308	20.5	50t	1	1	0	1	0	0	0	0	6
BRONCOS TOTALS		16	0	9	187	20.8	45	0	0	0	0	0	0	0	0	0

PUNT RETURNS

Year	Club	No.	FC	Yds.	Avg.	LG	TD
2006	Denver	6	4	86	14.3	42	0
CAREER TOTALS		6	4	86	14.3	42	0
BRONCOS TOTALS		6	4	86	14.3	42	0

KICKOFF RETURNS

Year	Club	No.	Yds.	Avg.	LG	TD
2006	Denver	2	38	19.0	20	0
CAREER TOTALS		2	38	19.0	20	0
BRONCOS TOTALS		2	38	19.0	20	0

KIRCUS' SINGLE-GAME HIGHS

(Postseason in parentheses)

Receptions — 2, three times, last at New England, 9/24/06 (none). **Receiving yards** — 50 at Dallas, 10/31/04 (none). **Longest reception** — 50t at Dallas, 10/31/04 (none). **Receiving touchdowns** — 1 at Dallas, 10/31/04 (none).



CHRIS KUPER

6-4 • 302 • 2ND YR. • NORTH DAKOTA

BORN: Dec. 19, 1982, in Anchorage, Alaska

HIGH SCHOOL: A.J. Dimond High School, Anchorage, Alaska

ACQUIRED: Draft #5 (161st overall), 2006

NFL YEAR: 2nd • YEAR WITH BRONCOS: 2nd

NFL GAMES PLAYED/STARTED: 1/0

73

GUARD

KUPER AT A GLANCE:

- A second-year guard who spent his rookie year on Denver's active roster and saw his only game action on special teams in the Broncos' contest at Arizona (12/17/06).
- Started for three years along the offensive line at the University of North Dakota, receiving All-America honors from the Associated Press in each of his final two seasons.
- Nominated for the Gene Upshaw Award, presented to the best offensive or defensive lineman in Division II, as a first-team All-American during his senior year in 2005.
- Started the first 29 games of his collegiate career at right guard before becoming UND's starting left tackle early in his senior season.
- Voted an all-state selection in football at A.J. Dimond High School in Anchorage, Alaska.
- Selected by the Broncos in the fifth round (161st overall) of the 2006 NFL Draft.

CAREER TRANSACTIONS: Signed by Denver as a draft choice 7/27/06.



2006: Selected by the Broncos in the fifth round (161st overall) of the 2006 NFL Draft, Kuper played on special teams in one game. After he was declared inactive for the first 11 games of the season, Kuper dressed but did not play in the next two contests. He made his professional debut on special teams at Ari. (12/17).

COLLEGE: Kuper was a three-year starter at the University of North Dakota who received All-America honors from the Associated Press in each of his final two seasons. He played 48 career games (41 starts) at North Dakota with the first 29 coming at right guard before he switched to left tackle early in his senior season. As a senior, Kuper earned his second consecutive Most Valuable Offensive Lineman award from the North Central Conference and was a first-team All-American (AP) and all-conference choice as a 13-game starter. Kuper also was nominated for the Gene Upshaw Award, presented to the best lineman, offensive or defensive, in Division II football. He helped the Fighting Sioux reach the second round of the Division II playoffs before losing to eventual champion Grand Valley State University. As a junior, Kuper earned second-team All-America recognition (AP) while earning the NCC Most Valuable Offensive Lineman award as a 14-game starter. He started all 14 games as a sophomore after playing seven games as a redshirt freshman.

PERSONAL: Kuper was an all-state selection as a two-way lineman at A.J. Dimond High School in Anchorage, Alaska. He contributed 119 tackles (65 solo), including 10 sacks, during his senior campaign. He received recognition as an all-conference choice on offense and defense following his junior and senior seasons while being named the conference's Most Valuable Lineman as a senior. In 2000, Kuper helped his high school reach the state championship. Kuper majored in communications at North Dakota and was one of only two Division II players invited to play in the East-West Shrine Game. Chris Kuper was born on Dec. 19, 1982, in Anchorage, Alaska.

KUPER'S REGULAR SEASON RECORD

Year	Club	G	S
2006	Denver	1	0
CAREER TOTALS		1	0



KENARD LANG

6-3 • 264 • 11TH YR. • MIAMI

BORN: Jan. 31, 1975, in Orlando, Fla.

HIGH SCHOOL: Maynard Evans High School, Orlando, Fla.

ACQUIRED: Free Agent, 2006

NFL YEAR: 11th • **YEAR WITH BRONCOS:** 2nd

NFL GAMES PLAYED/STARTED: 154/117 • **POSTSEASON:** 3/1

76



DEFENSIVE END

LANG AT A GLANCE:

- An 11th-year defensive end who is in his second year with the Broncos after playing for Cleveland (2002-05) and Washington (1997-2001).
- Started all 16 games for the third time in his career in 2006 and finished third on the Broncos with six sacks, a total that included four quarterback takedowns in a two-game span.
- Switched from defensive end to outside linebacker for Cleveland in 2005, totaling 43 tackles (33 solo), two sacks (7 yds.) and three passes defended while placing third on the team with 10 quarterback pressures that year.
- Posted at least five sacks in a year six times during his career and owns 50 career sacks along with 10 multiple-sack games.
- Selected as the Browns' recipient of the Walter Payton NFL Man of the Year Award in 2004.
- Played three seasons at the University of Miami, where he led the Hurricanes with 11.5 sacks as a junior and was named Big East Conference Rookie of the Year as a freshman.
- Completed his bachelor's degree in liberal arts from Miami during the 2007 offseason.
- Joined the Broncos as a free agent on March 17, 2006.
- Selected by Washington in the first round (17th overall) of the 1997 NFL Draft.

CAREER TRANSACTIONS: Signed by Washington as a draft choice 7/29/97; Signed by Cleveland as an unrestricted free agent 3/6/02; Released by Cleveland 2/23/06; Signed by Denver 3/17/06.

2006: In his first season as a Bronco, Lang started all 16 games and totaled 51 tackles (39 solo), six sacks (34 yds.), a pass defended and a forced fumble. He assumed a starting role when Courtney Brown was injured during training camp. In a two-game span midway through the season against Pittsburgh and Oakland, Lang totaled 11 tackles (10 solo), four sacks (26 yds.) and a forced fumble. His fourth sack in the two-game span

marked the 50th of his career. In the season opener at Stl. (9/10), Lang contributed a 7-yard sack. He posted six tackles (5 solo) on *Sunday Night Football* vs. Oak. (10/15). He led the defensive line with a season-high seven tackles (6 solo), including two sacks, at Pit. (11/5). He posted four solo tackles, including a pair of sacks (11 yds.), and a forced fumble to help cap the Raiders at 46 rushing yards at Oak (11/12). Lang's second sack against the Raiders was the 50th of his career. In his 150th game as a pro, Lang made three stops (2 solo) on *Sunday Night Football* vs. Sea. (12/3). Lang recorded a pair of solo tackles and a pass defended at Ari. (12/17). In the regular-season finale vs. S.F. (12/31), he made five tackles (3 solo).

2005: Lang played all 16 regular-season games (5 starts) for the Browns after making the switch from defensive end to outside linebacker in new Cleveland Head Coach Romeo Crennel's 3-4 defensive scheme. He totaled 43 tackles (33 solo), two sacks (7 yds.) and three pass breakups. Lang started the season's first five games at left outside linebacker. In the season opener, he made three tackles (2 solo) vs. Cin. (9/11). The following week, he posted a season-high seven tackles (6 solo) at G.B. (9/18) and had one pass breakup against the Packers. At Ind. (9/25), Lang recorded three tackles (2 solo). In his last start of the season, he recorded two assisted tackles at Bal. (10/16). Lang notched his first sack of the season as part of his two-tackle output at Hou. (10/30). He dropped Texans quarterback David Carr for a 6-yard loss in that game. In each of the following two weeks (vs. Ten. 11/6 and at Pit. 11/13), he made three tackles while adding a pass defended against the Titans. He recorded his second sack of the season vs. Jac. (12/4).

2004: Lang played all 16 regular-season games (15 starts), leading the Browns' defensive linemen and placing seventh on the team with 73 tackles (42 solo). He ranked second on the team with seven sacks (52 yds.) and added four passes defended. He also was nominated as the club's Walter Payton NFL Man of the Year entry for his work in the community. He was named AFC Defensive Player of the Week following a season-opening 20-3 victory vs. Bal. (9/12) after matching his career-high three sacks for a career-high 25 yards lost against the Ravens. Lang dropped the Ravens' Kyle Boller on consecutive plays in the fourth quarter for a combined loss of 17 yards. At Dal. (9/19), Lang made his first start of the season and posted three tackles. He picked up his fourth sack of the season at NYG (9/26). He faced his former team the following week and made three tackles (1 solo) and broke up one pass vs. Was. (10/3). Lang posted a season-high eight tackles (5 solo) and two passes defended at Bal. (11/7). Two weeks later, Lang recorded his fifth sack of the campaign vs. NYJ (11/21). Lang posted his last two sacks of the season vs. N.E. (12/5) along with a forced fumble. Against S.D. (12/19), Lang made three tackles (1 solo) before leaving the game in the second quarter with a right knee sprain. He returned to the starting lineup the following week at Mia. (12/26) to make five tackles (2 solo).

2003: Lang started all 15 regular-season games he played for Cleveland, totaling a career-high 79 tackles (52 solo) while leading the team with a career-high eight sacks (53.5 yds.). He added an interception, a forced

LANG'S SACKS BY QUARTERBACK			
*denotes win (Lang's teams are 22-20, including postseason, in games in which he records a sack.)			
QB	Sacks	Dates	
Kyle Boller	5	2 at Bal., 9/14/03, 3 vs. Bal. 9/12/04*	
Jake Plummer	5	1 at Ari., 12/7/97*, 1 at Ari., 11/8/98, 1 at Ari., 11/5/00, 1 at Ari., 12/9/01*, 1 at Den., 12/14/03	
Tom Brady	3	1 at N.E., 10/26/03, 2 vs. N.E., 12/5/04	
David Carr	3	2 vs. Hou., 10/20/02*, 1 at Hou., 10/30/05	
Rick Mirer	3	at N.Y. Jets, 9/26/99*	
Marc Bulger	2.5	1 vs. Stl., 12/8/03, 1 at Stl., 9/10/06	
Quincy Carter	2	1 vs. Dal., 12/2/01, 1 vs. NYJ, 11/21/04	
Ben Roethlisberger	2	2 at Pit., 11/5/06*	
Andrew Walter	2	2 at Oak., 11/12/06*	
Trent Diller	1.5	1 vs. TB., 12/19/98*, 0.5 vs. Sea., 11/4/01*	
Bobby Hoving	1.5	0.5 vs. Phil., 12/21/97*, 1 vs. Phil., 11/15/98*	
Jon Kitna	1.5	at Cin., 12/28/03*	
Tony Banks	1	vs. Bal., 10/15/00*	
Kerry Collins	1	at NYG, 9/24/00*	
Koy Detmer	1	vs. Phil., 11/15/98*	
Doug Flutie	1	at S.D., 9/9/01	
Gus Frerotte	1	vs. Cin., 9/15/02*	
Charlie Frye	1	at Cle., 10/22/06*	
David Garrard	1	at Jac., 12/4/05	
Jason Garrett	1	at Dal., 12/27/98	
Kent Graham	1	at NYG, 9/19/99*	
Matt Hasselbeck	1	at Sea., 11/30/03	
Donald Hollas	1	at Oak., 11/29/98*	
Damon Huard	1	vs. Mia., 1/2/00*	
Tommy Maddox	1	at Pit., 1/5/03 (AFC Wild Card Game)	
Donovan McNabb	1	at Phil., 11/14/99	
Steve McNair	1	at Ten., 9/22/02*	
Rodney Peete	1	at Phil., 10/11/98	
Michael Vick	1	vs. Atl., 12/29/02*	
Kurt Warner	1	at N.Y. Giants, 9/26/04	
Jeff Blake	0.5	at Bal., 12/22/02*	
Brett Favre	0.5	at G.B., 9/24/01	

fumble and a recovered fumble in his second season in Cleveland. He recorded one sack in three consecutive games and in four of the team's last five outings. He was given the Doug Dieken Humanitarian Award by the Cleveland Touchdown Club and was the team's recipient of the Byron "Whizzer" White Award, given annually to the player who best exemplifies commitment to his team and community. At Bal. (9/14), Lang recorded five tackles, two sacks (13 yds.) and a forced fumble. Lang recorded six tackles (4 solo) at S.F. (9/21). He matched his six-tackle (2 solo) output the following week vs. Cin. (9/28). He recorded his third sack of the year when he corralled the Patriots' Tom Brady for a 6-yard loss at N.E. (10/26). Lang registered six tackles and a fumble recovery at K.C. (11/9). He was inactive the following week vs. Ari. (11/16) with a back injury. He returned to the starting lineup vs. Pit. (11/23) and added five tackles. At Sea. (11/30), Lang recorded seven tackles, one sack and one interception. Against Stl. (12/8), he posted six tackles (2 solo), 1.5 sacks (9.5 yds.) and a pass defended on *Monday Night Football*. He picked up another sack (5 yds.) at Den. (12/14) as part of his eight-tackle outing. He tied for the team lead with a season-high 10 tackles vs. Bal. (12/21). At Cin. (12/28), Lang recorded eight tackles (2 solo) and 1.5 sacks (13 yds.).

2002: Lang signed with Cleveland as an unrestricted free agent on March 6 and in his first season as a Brown appeared in 15 regular-season games (14 starts) and totaled 50 tackles (39 solo), 5.5 sacks (40 yds.), two forced fumbles and one interception to help

lead the team to its first playoff berth since 1994. He ranked second on the club with 5.5 sacks and also was named one of the team's six captains. In an AFC Wild Card Game at Pit. (1/5), Lang recorded four tackles (3 solo), including a 9-yard sack of Tommy Maddox. Against Cin. (9/15), Lang made two solo tackles, including a sack (5 yds.), and intercepted the second pass of his career. He returned the interception 71 yards to help set up a touchdown two plays later. He posted a season-high six tackles (4 solo) and a sack at Ten. (9/22). He matched his season-high six tackles vs. Bal. (10/6) and had two sacks vs. Hou. (10/20). He recorded one-half sack at Bal. (12/22). Against Atl. (12/29), Lang dropped quarterback Michael Vick at the Browns' 19-yard line for a 9-yard loss, causing a fumble on the play.

2001: Lang started all 16 regular-season games for Washington at either his usual position of defensive end or at defensive tackle. He placed fifth on the team with 77 tackles (56 solo) while tying for third on the team with four sacks (24 yds.). He added the first interception of his career among his four passes defended while posting two forced fumbles and two fumble recoveries. In the season opener at S.D. (9/9), Lang dropped Chargers quarterback Doug Flutie for a 7-yard loss on the first series of the second half on a drive that resulted in a punt. In the third quarter, he popped the ball from Chargers wide receiver Curtis Conway, allowing Champ Bailey to recover the ball. At G.B. (9/24), he and Dan Wilkinson teamed up to bring quarterback Brett Favre down for a 10-yard loss. Lang notched the first interception of his career vs. Car. (10/21) when he hauled in Panthers quarterback Chris Weinke's pass intended for Muhsin Muhammad. Against Dal. (12/2), Lang recorded a sack before posting another sack at Ari. (12/9).

2000: Lang appeared in all 16 regular-season games (0 starts) as a reserve for the Redskins. He posted 21 tackles (16 solo), three sacks (33 yds.), a forced fumble, a fumble recovery and four passes defended. Lang recorded at least one tackle in 13-of-16 contests. He posted a season-high three stops at NYG (9/24) and matched it at Pit. (12/16). He recorded his first sack of the season at NYG (9/24). His second sack might have been his most spectacular play of the season vs. Bal. (10/15). He lost his helmet while pursuing Ravens quarterback Tony Banks, but his relentless pursuit was not disturbed as he brought the Ravens' signal caller down for a 9-yard loss. He dropped Jake Plummer for a 10-yard loss for his third sack of the campaign at Ari. (11/5). The sack caused a fumble that was recovered by the Cardinals three yards deeper, accounting for a combined loss of 13 yards on the play. In the regular-season finale vs. Ari. (12/24), he batted two of Plummer's passes down and recovered the Cardinals' signal caller's fumble (forced by Bruce Smith) early in the fourth quarter.

1999: Lang started the first nine games of the season at defensive end while playing all 16 regular-season contests for Washington. He posted 57 tackles (43 solo), six sacks (35 yds.), two forced fumbles and one fumble recovery. His six sacks placed third on the team. Lang played in both playoff games, recording a solo tackle. Lang totaled a solo tackle in the Redskins' NFC Divisional Playoff Game loss at T.B. (1/15). He was named NFC Defensive Player of the Week for his effort at NYJ (9/26) when he posted seven tackles, including three sacks, and a forced fumble. The three sacks set his single-game benchmark. He recorded a sack the week before when he took quarterback Kent Graham down for a 9-yard loss at NYG (9/19). Against Mia. (1/2), Lang collected one sack (3 yds.), one forced fumble and two passes defended.

1998: In his second professional season, Lang started all 16 regular-season games at defensive end for Washington and posted 76 tackles (58 solo) with a team-high three forced fumbles. He placed second on the club with seven sacks (25 yds.) and third on the team with a career-best nine passes defended. In Week 6 vs. Phi. (10/11), he was credited with six tackles and one sack. Lang posted six tackles, including a sack, and a forced fumble vs. Ari. (11/8). Lang totaled eight tackles, including two sacks, and forced a fumble vs. Phi. (11/15). He registered seven tackles and one sack in games vs. Oak. (11/29) and vs. T.B. (12/29).

1997: Selected by Washington in the first round (17th overall) of the 1997 NFL Draft, Lang played 12 regular-season games (11 starts) for the Redskins as a rookie. He missed time during the season due to a severe inner ear infection that required surgery and a long stay in the hospital. Lang finished his rookie campaign with 52 tackles (35 solo), 1.5 sacks (11 yds.), four pass breakups, one forced fumble and one fumble recovery. He had eight tackles, a fumble recovery and a pass defended vs. NYG (11/23). Two weeks later, Lang added five tackles, including a half-sack of Jake Plummer, at Ari. (12/7). He posted eight tackles at NYG (12/13) before capping the season with a seven-tackle, half-sack outing vs. Phi. (12/11).

COLLEGE: Lang started every game at defensive end as a junior at the University of Miami and led the team with 11.5 sacks and seven tackles-for-losses. He also recorded 66 tackles and two forced fumbles for the Hurricanes as a junior. During his sophomore campaign, he registered 73 tackles, 3.5 sacks and four tackles-for-losses. As a redshirt freshman, he started nine games and was named the Big East Conference Rookie-of-the-Year after accumulating 51 tackles, eight sacks and one interception.

PERSONAL: Lang started three seasons in basketball and baseball in addition to playing football at Maynard Evans High School in Orlando, Fla. Following his senior season, he was named first-team All-America by *Football News* and *SuperPrep* as well as being named to the *Blue Chip Illustrated* "Dream Team." He also averaged 38.7 yards on 23 punts as a senior. He established the Kenard Lang Foundation in 2002 and works with youth from single-parent homes and children suffering from cancer. He also aids youth with education scholarships. The winner of the Byron "Whizzer" White Award for Cleveland in 2003, Lang also won an "Unsung Hero" award from the NFLPA and television host James Brown for his community work. He was named the Onyx "Sportsman of the Year" for his contribution to sports and community. Lang completed his bachelor's degree in liberal arts from the University of Miami during the 2007 offseason. Kenard Lang was born Jan. 31, 1975, in Orlando, Fla.

LANG'S REGULAR SEASON RECORD

Year	Club	G	S	UT	A	TT	S-Yds.	I-Yds.	PD	FF	FR	TD-Int.	TD-FR	S	Pts.
1997	Washington	12	11	35	17	52	1.5-11	0-0	4	1	2	0	0	0	0
1998	Washington	16	16	58	18	76	7-25	0-0	9	3	0	0	0	0	0
1999	Washington	16	9	43	14	57	6-35	0-0	5	0	1	0	0	0	0
2000	Washington	16	0	16	5	21	3-33	0-0	4	1	1	0	0	0	0
2001	Washington	16	16	56	21	77	4-24	1-14	4	2	2	0	0	0	0
2002	Cleveland	15	14	39	11	50	5.5-40	1-71	1	2	0	0	0	0	0
2003	Cleveland	15	15	52	27	79	8-53.5	1-0	1	1	1	0	0	0	0
2004	Cleveland	16	15	42	31	73	7-52	0-0	4	2	0	0	0	0	0
2005	Cleveland	16	5	33	10	43	2-7	0-0	3	0	0	0	0	0	0
2006	Denver	16	16	39	12	51	6-34	0-0	1	1	0	0	0	0	0
CAREER TOTALS		154	117	413	166	579	50-314.5	3-85	36	13	7	0	0	0	0
BRONCOS TOTALS		16	16	39	12	51	6-34	0-0	1	1	0	0	0	0	0

ADDITIONAL STATISTICS: Miscellaneous tackles — 2001 (1), TOTAL (1).

LANG'S POSTSEASON RECORD

Year	Club	G	S	UT	A	TT	S-Yds.	I-Yds.	PD	FF	FR	TD-Int.	TD-FR	S	Pts.
1999	Washington	2	0	1	0	1	0-0	0-0	0	0	0	0	0	0	0
2002	Cleveland	1	1	3	1	4	1-9	0-0	0	0	0	0	0	0	0
CAREER TOTALS		3	1	4	1	5	1-9	0-0	0	0	0	0	0	0	0

LANG'S SINGLE GAME HIGHS

(Postseason in parentheses)

Sacks — 3, twice, last vs. Baltimore, 9/12/04 (1 at Pittsburgh, 1/5/03). **Sack yards** — 25 vs. Baltimore, 9/12/04 (9 at Pittsburgh, 1/5/03). **Interceptions** — 1, three times, last at Seattle, 11/30/03 (none). **Interception return yards** — 71 vs. Cincinnati, 9/15/02 (none).

LANG'S MULTIPLE-SACK GAMES (10)

*denotes win (Lang's teams are 7-3 when he records more than one sack in a game.)

Date	Opponent	S-Yds.
11/15/98	vs. Philadelphia*	2-1
9/26/99	at N.Y. Jets*	3-17
10/20/02	vs. Houston*	2-12
9/14/03	at Baltimore	2-13
12/8/03	vs. St. Louis	1.5-9.5
12/28/03	at Cincinnati*	1.5-13
9/12/04	vs. Baltimore*	3-25
12/5/04	vs. New England	2-14
11/5/06	at Pittsburgh*	2-15
11/12/06	at Oakland*	2-11

INTERCONFERENCE SUCCESS

The Broncos have posted a 77-59-2 (.565) record in interconference play since the 1970 AFL-NFL merger, a winning percentage that ranks as the fifth best in the NFL during that period entering the 2007 season. Denver trails only Miami (90-43-0 / .677), Oakland (86-51-1 / .627), Pittsburgh (79-52-1 / .602) and Dallas (75-56-0 / .573) for the best interconference winning percentage since 1970.

Since 1995, the Broncos have compiled a 31-17 (.646) record in games played against NFC clubs. This record includes an impressive 18-6 mark (.750) at home and a 13-11 total (.542) on the road. The Broncos have had only two losing records since 1995 in their four-game annual schedule against NFC teams.

DENVER'S RECORD AGAINST THE NFC, SINCE 1995

Year	Division	Overall	Home	Away	Win Pct.
1995	NFC East	2-2	2-0	0-2	.500
1996	NFC Central	3-1	2-0	1-1	.750
1997	NFC West	3-1	2-0	1-1	.750
1998	NFC East	3-1	2-0	1-1	.750
1999	NFC Central	2-2	1-1	1-1	.500
2000	NFC West	3-1	2-0	1-1	.750
2001	NFC East	3-1	1-1	2-0	.750
2002	NFC West	4-0	2-0	2-0	1.000
2003	NFC North	1-3	1-1	0-2	.250
2004	NFC South	3-1	1-1	2-0	.750
2005	NFC East	3-1	2-0	1-1	.750
2006	NFC West	1-3	0-2	1-1	.333
TOTALS		31-17	18-6	13-11	.646



MIKE LEACH

6-2 • 245 • 8TH YR. • WILLIAM & MARY

BORN: Oct. 18, 1976, in Dover, N.J.

HIGH SCHOOL: Jefferson Township High School, Jefferson Township, N.J.

ACQUIRED: Free Agent, 2002

NFL YEAR: 8th • YEAR WITH BRONCOS: 6th

NFL GAMES PLAYED/STARTED: 91/0 • POSTSEASON: 5/0

83

TIGHT END

LEACH AT A GLANCE:

- An eighth-year player who has handled the Broncos' long-snapping duties for every game during the past four years and also has the ability to be used as a tight end.
- Contributed 20 career tackles on special teams, including a career-high six in 2006.
- Recovered a muffed punt return in the fourth quarter of Denver's AFC Divisional Playoff Game win against New England (1/14/06) to set up a Broncos touchdown.
- Joins Jason Elam, Ben Hamilton and Tom Nalen as one of four current Broncos to play every regular-season game (64) for the club during the last four years.
- Played 19 regular-season games with Tennessee from 2000-01 as a long snapper and saw brief action for the club at tight end.
- Earned first-team Walter Camp All-America honors at tight end as a senior in 1999 at William & Mary and set a school single-season record for catches by a tight end (58) as a junior.
- Joined the Broncos as a free agent on Nov. 4, 2002.
- Entered the NFL with Tennessee as a college free agent on May 3, 2000.

CAREER TRANSACTIONS: Signed by Tennessee as a college free agent 5/3/00; Waived by Tennessee 8/26/00; Signed by Tennessee (practice squad) 8/29/00; Signed by Tennessee (active roster) 9/8/00; Waived by Tennessee 10/16/01; Signed by Chicago to a future contract 1/10/02; Waived by Chicago 8/26/02; Signed by Denver 11/4/02.



2006: In his fifth season with the Broncos, Leach served as the club's long snapper on punts and kicks in all 16 games. In that role, he posted a career-high six stops on special teams. Leach recorded his first tackle on special teams at N.E. (9/24) before adding coverage tackles in consecutive weeks at Cle. (10/22) and vs. Ind. (10/29). Leach made a special-teams tackle at K.C. (11/23) and added another the next week on *Sunday Night Football* vs. Sea. (12/3). He recorded his sixth special-teams stop of the season vs. Cin. (12/24).

2005: For the third consecutive season, Leach handled the Broncos' long-snapping duties for all 16 regular-season games and recorded five special-teams tackles. He also served as the club's long snapper in both post-season outings. In an AFC Divisional Playoff Game vs. N.E. (1/14), Leach recovered a muffed punt return in the fourth quarter at the Patriots' 15-yard line to set up a Denver touchdown. He recorded his first special-teams tackle of the season on *Monday Night Football* vs. K.C. (9/26). He added his fourth stop of the season when he took Chiefs punt returner Dante Hall down after a 2-yard gain at K.C. (12/4). In the game vs. Oak. (12/24), Leach downed a punt at the 5-yard line and made a tackle on special teams. At S.D. (12/31), he downed a punt at the 4-yard line in the third quarter to set up a safety.

2004: Leach handled the Broncos' long-snapping duties for all 16 regular-season games and totaled three special-teams tackles on the year. In Denver's AFC Wild Card Game at Ind. (1/9), he was the team's long snapper and pushed Colts returner Troy Walters out of bounds for a tackle on a second-quarter punt return. He made a tackle on special teams in a Denver win at T.B. (10/3). At Oak. (10/17), Leach downed a Micah Knorr punt at the Raiders' 26-yard line in the fourth quarter. On Denver's opening punt of the game at Cin. (10/25) on *Monday Night Football*, he was the first Bronco downfield and slowed up Bengals returner Deltha O'Neal for a 1-yard gain. He made a tackle on special teams at N.O. (11/21) and vs. Oak. (11/28).

2003: Leach handled the long-snapping duties in all 16 regular-season games for Denver and made three special-teams tackles during the year (vs. Oak. 9/22, vs. Det. 9/28 and at G.B. 12/28). He handled all of the long-snapping duties in the Broncos' AFC Wild Card Game at Ind. (1/4).

2002: Leach played all eight games after signing with the Broncos on Nov. 4 and was the club's long snapper. He played in his first game as a Bronco vs. Oak. (11/11). Leach was with Chicago in training camp but was waived Aug. 26.

2001: Leach spent the first four games of the season with Tennessee before being waived Oct. 16.

2000: Leach played 15 games for the Titans after he was signed to the active roster Sept. 8. In addition, he played on special teams in the Titans' 24-10 AFC Divisional Playoff Game loss vs. Bal. (1/7). He originally was

assigned to the team's practice squad after training camp. Though he did not record a reception, Leach did see action at tight end during the season. He played mostly on special teams and made one tackle at Cin. (10/8). Leach recorded one kickoff return for 10 yards vs. Cle. (11/19).

COLLEGE: Leach was a two-year starter at tight end and punter at William & Mary after transferring from Boston University when the school dropped its football program. He was a first-team Walter Camp All-American at tight end as a senior in 1999 and led the Atlantic 10 Conference in punting as a junior and senior. For his collegiate career, Leach registered 106 receptions for 1,181 yards (11.1 avg.) with 12 touchdowns. As a senior, he led his conference in receptions (33) among tight ends. As a junior, he earned second-team All-America (AP) and second-team All-Atlantic 10 honors. He also set school single-season records in catches by a tight end (58) and punting average (44.4 avg.) that season. Leach played 16 games in two years at Boston University and redshirted in 1995.

PERSONAL: Leach was a first-team all-state selection at Jefferson Township High School in Jefferson Township, N.J., and graduated as the school's all-time leading scorer in basketball. He was a history major in college. Leach and his wife, Julie, reside in Parker, Colo., with their son, Ryan Matthew, who was born in January 2006, and their golden retriever named Snapper. John Michael Leach was born on Oct. 18, 1976, in Dover, N.J.

LEACH'S REGULAR SEASON RECORD

Year	Club	RECEIVING							SCORING					
		G	S	No.	Yds.	Avg.	LG	TD	TD	TDr	TDp	TDrt	2pt.	Pts.
2000	Tennessee	15	0	0	0	0.0	—	0	0	0	0	0	0	0
2001	Tennessee	4	0	0	0	0.0	—	0	0	0	0	0	0	0
2002	Denver	8	0	0	0	0.0	—	0	0	0	0	0	0	0
2003	Denver	16	0	0	0	0.0	—	0	0	0	0	0	0	0
2004	Denver	16	0	0	0	0.0	—	0	0	0	0	0	0	0
2005	Denver	16	0	0	0	0.0	—	0	0	0	0	0	0	0
2006	Denver	16	0	0	0	0.0	—	0	0	0	0	0	0	0
CAREER TOTALS		91	0	0	0	0.0	—	0	0	0	0	0	0	0
BRONCOS TOTALS		72	0	0	0	0.0	—	0	0	0	0	0	0	0

ADDITIONAL STATISTICS: Special team tackles — 2000 (1), 2002 (2), 2003 (3), 2004 (3), 2005 (5), 2006 (6), TOTAL (20). Returned one kickoff for 10 yards vs. Cleveland (11/19/00).

LEACH'S POSTSEASON RECORD

Year	Club	RECEIVING							SCORING					
		G	S	No.	Yds.	Avg.	LG	TD	TD	TDr	TDp	TDrt	2pt.	Pts.
2000	Tennessee	1	0	0	0	0.0	—	0	0	0	0	0	0	0
2003	Denver	1	0	0	0	0.0	—	0	0	0	0	0	0	0
2004	Denver	1	0	0	0	0.0	—	0	0	0	0	0	0	0
2005	Denver	2	0	0	0	0.0	—	0	0	0	0	0	0	0
CAREER TOTALS		5	0	0	0	0.0	—	0	0	0	0	0	0	0
BRONCOS TOTALS		4	0	0	0	0.0	—	0	0	0	0	0	0	0

ADDITIONAL STATISTICS: Special team tackles — 2000 (2), 2004 (1), TOTAL (3). Recovered a fumbled punt return in an AFC Divisional Playoff Game vs. New England (1/14/06).



MATT LEPSIS

6-4 • 290 • 11TH YR. • COLORADO

BORN: Jan. 13, 1974, in Conroe, Texas

HIGH SCHOOL: Frisco High School, Frisco, Texas

ACQUIRED: College Free Agent, 1997

NFL YEAR: 11th • YEAR WITH BRONCOS: 11th

NFL GAMES PLAYED/STARTED: 134/117 • POSTSEASON: 8/5

78

TACKLE

LEPSIS AT A GLANCE:

- An 11th-year offensive lineman with experience at both tackle positions who started 122 of the Broncos' 123 games (regular season and playoffs) from 1999 through the sixth game of the 2006 season when he tore the anterior cruciate ligament in his right knee.
- Helped Denver total the most rushing yards (17,971) and allow the fourth-fewest sacks (246) in the NFL since becoming a starter in 1999.
- Started on a Denver offensive line in 2005 that cleared the way for the franchise's second-best single-season rushing total (2,539 yds.) and the NFL's No. 2 rushing attack (158.7 ypg.).
- Did not miss an offensive snap on a 2004 Denver line that set a franchise record by allowing only 15 sacks, shattering the previous best of 22 sacks set in 1971, to rank third in the NFL.

- Helped Denver post the sixth-best rushing total in team history (2,333 yds.) in 2004 and produce the franchise's fifth different 1,000-yard back since 1995 (Reuben Droughns, 1,240 yds.).
- Contributed to the Broncos rushing for a franchise-record 2,629 yards in 2003.
- Blocked for NFL Offensive Rookie of the Year (AP) Clinton Portis in 2002, helping the running back gain 1,508 rushing yards to set a franchise rookie rushing record.
- Earned All-Big Eight Conference honors as a tight end at the University of Colorado.
- Entered the NFL with the Broncos as a college free agent on April 29, 1997.

CAREER TRANSACTIONS: Signed by Denver as a college free agent 4/29/97; Placed on reserve/non-football injury list (knee) by Denver 7/16/97; Activated by Denver 2/1/98; Placed on injured reserve (right knee) by Denver 10/23/06.



2006: In his 10th NFL season, Lepsis started the first six games at left tackle before he was placed on injured reserve by Denver on Oct. 23 with a torn anterior cruciate ligament in his right knee. In his six games, the club averaged 143.3 rushing yards per game and allowed nine sacks. Lepsis started on an offensive line that blocked for Tatum Bell's 103-yard rushing performance in the season opener at Stl. (9/10). He helped the offensive line clear the way for 144 rushing yards on *Sunday Night Football* vs. Oak. (10/15). Lepsis started but left the game in the second quarter with a torn anterior cruciate ligament in his right knee at Cle. (10/22). He was placed on injured reserve by Denver the following day.

2005: Lepsis started all 16 regular-season games and both postseason contests for the Broncos at left tackle, protecting Jake Plummer's blind side. The Broncos allowed only 23 sacks for the third-lowest total in NFL for the year as well as in franchise history. Selected as an All-Pro by *Sports Illustrated* (Dr. Z), Lepsis also contributed to the league's second-best rushing attack (158.7 ypg.), which featured Mike Anderson's 1,014-yard rushing effort and finished the year with the second-most rushing yards (2,539) in franchise annals. The team also gained 145 rushing first downs, the most in Broncos history. Lepsis helped Denver become only the third team in league history to boast two 900-yard rushers (Anderson and Tatum Bell), a 1,000-yard receiver (Rod Smith) and a 3,000-yard passer (Jake Plummer) in the same season. The offensive line cleared the way for 221 rushing yards on *Monday Night Football* vs. K.C. (9/26). Lepsis contributed to the team's fourth consecutive individual 100-yard rushing performance at NYG (10/23). The next week vs. Phi. (10/30), the Broncos became the first team in NFL history to have two 100-yard rushers (Anderson and Bell) and a 300-yard passer (Plummer) in the same game as part of the team's 564-yard, 49-point effort.

2004: Lepsis started all 16 regular-season games at left tackle and did not miss an offensive snap on a Broncos line that set a franchise record by giving up only 15 sacks, shattering the previous best of 22 sacks set in 1971, to rank third in the NFL. The offensive line did not surrender a sack in eight contests and blocked for a 100-yard rusher in eight different games, helping to produce a 100-yard rushing game by a Bronco in six of seven games midway through the year. Despite season-ending injuries to the Broncos' top two running backs early in the year, Denver posted its sixth-best single-season rushing total (2,333 yds.) behind the strong play of its offensive line. Lepsis started at left tackle in an AFC Wild Card Game at Ind. (1/9) and held Pro Bowl defensive end Dwight Freeney without a sack. Playing his 100th career NFL game at T.B. (10/3), Lepsis held Pro Bowl defensive end Simeon Rice sackless. Lepsis and the line cleared the way for Reuben Droughns to rush for 193 yards vs. Car. (10/10) to mark the ninth-highest single-game rushing total by a Bronco in franchise history during the regular season. Lepsis was part of club history vs. Atl. (10/31) in protecting Jake Plummer as he recorded the most passing yards in a single game in team history (9th in NFL history) with 499 yards.

2003: Lepsis started at right tackle in all 16 regular-season games, helping the Broncos rush for a franchise-record 2,629 yards while tying for the fourth-fewest sacks allowed in team history. Lepsis started at right tackle in the Broncos' AFC Wild Card Game at Ind. (1/4). At Bal. (10/26), he was ejected midway through the second quarter after inadvertently making contact with an official while trying to swat away the hand of a Ravens player who was holding his jersey after a play.

2002: Lepsis started 15-of-16 games at right tackle for the Broncos, missing his only start at Bal. (9/30) when he saw action on special teams only to handle the snapping duties. Lepsis' efforts were crucial in first-year running back Clinton Portis rushing for 1,508 yards to earn NFL Offensive Rookie of the Year honors from the Associated Press and set a rookie franchise rushing record. Lepsis also totaled one special-teams tackle during the year. He left Denver's game vs. Buf. (9/22) in the second quarter because of a hamstring strain and returned only to perform the long-snapping duties for a portion of the second half.

2001: Lepsis started all 16 games for Denver at right tackle. He missed several plays in the second half vs. Sea. (12/9) after twisting his left ankle and was replaced by Cooper Carlisle.

2000: Lepsis started at right tackle in all 16 regular-season games on a line that allowed only 30 sacks. He recorded a start in Denver's AFC Wild Card Game at Bal. (12/31). Lepsis and his linemates blocked for Mike Anderson as he posted the fifth-best rushing total by a rookie in NFL history (1,487 yds.).

1999: Lepsis started all 16 games for Denver at right tackle, a job that he won in a training camp battle with Trey Teague. He made his first NFL start in the season opener vs. Mia. (9/13).

1998: Lepsis appeared in all 16 regular-season games on special teams and saw limited duty as a reserve tackle for the Broncos. In the postseason, Lepsis played all three games both on the offensive line and on special teams. He played the final two-and-a-half quarters at right tackle in an AFC Divisional Playoff Game vs. Mia. (1/9) after Tony Jones left the game with a knee injury. Harry Swayne moved to Jones' left tackle position while Lepsis—playing in his first-ever postseason game—filled in admirably for Swayne on the right side as the line gave up just one sack for the day and cleared the way for 250 rushing yards. Earlier in the game, Lepsis was in on several offensive snaps as an eligible receiver. He played on offense and special teams in the AFC Championship Game vs. NYJ (1/17), seeing several offensive plays as an eligible receiver. Lepsis also saw action in Super Bowl XXXIII vs. Atl. (1/31). He played his first NFL game in the season opener vs. N.E. (9/7), replacing Swayne at right tackle early in the fourth quarter and playing the remainder of the game. At Was. (9/27), Lepsis lined up as an eligible receiver on the line in a goal-line situation. He also played the fourth quarter at right tackle vs. Phi. (10/4) and in the third quarter at right tackle at Sea. (10/11).

1997: Lepsis, who signed with the Broncos on April 29 as a college free agent, spent the season on the reserve/non-football injury list because of a college knee injury.

COLLEGE: Lepsis played 36 games (including bowl games) as a tight end for the University of Colorado and posted 16 career starts. He posted 45 career receptions for 519 yards (11.5 avg.) with three touchdowns. He recorded a 2-yard touchdown catch in the 1996 Cotton Bowl win against Oregon to cap off a junior season in which he earned second-team All-Big Eight Conference honors. Lepsis graded out as a 90 percent blocker during his career at Colorado and added seven career special-teams tackles. He also lettered three times in track for the Buffaloes and was a two-time All-American in the discus with a collegiate best toss of 196 feet.

PERSONAL: Lepsis was an All-Southwest selection at Frisco High School in Frisco, Texas, where he was Class 3A Defensive Player of the Year and a two-time state discus champion. In discus, his throw of 204'-8" was the second-best throw in the country in 1992. He also was a member of the National Honor Society in high school and received a bachelor's degree in history from Colorado. He and his wife, Shana, have a son, Hayden (5), and a daughter, Jordan (2), and the family resides in Castle Rock, Colo. Matt Lepsis was born Jan. 13, 1974, in Conroe, Texas.

LEPSIS' REGULAR SEASON RECORD

Year	Club	G	S
1997	Denver	RESERVE/NON-FOOTBALL INJURY LIST (KNEE)	
1998	Denver	16	0
1999	Denver	16	16
2000	Denver	16	16
2001	Denver	16	16
2002	Denver	16	15
2003	Denver	16	16
2004	Denver	16	16
2005	Denver	16	16
2006	Denver	6	6
CAREER TOTALS		134	117

ADDITIONAL STATISTICS: Special teams tackles — 2002 (1), TOTAL (1). Miscellaneous tackles — 1999 (3), 2001 (1), 2002 (2), 2003 (1), TOTAL (7). Recovered a fumble vs. Seattle (12/10/00) and at San Diego (9/14/03).


LEPSIS' POSTSEASON RECORD

Year	Club	G	S
1998	Denver	3	0
2000	Denver	1	1
2003	Denver	1	1
2004	Denver	1	1
2005	Denver	2	2
CAREER TOTALS		8	5

DID YOU KNOW?

The Broncos' 13-10 win against the Boston Patriots at Boston University Field on Friday, Sept. 9, 1960, in front of 21,597 fans did more than mark the franchise's first victory in its first-ever regular-season game. Denver's contest at Boston also was the first regular-season game in American Football League history.

Halfback Al Carmichael also was credited with scoring the first touchdown in AFL (and Broncos) history in that game. On the first play of the second quarter, he took a short pass from quarterback Frank Tripucka along the right flat and reversed direction, going 59 yards down the left sideline for a touchdown that gave Denver a 7-3 lead.



D.D. LEWIS

6-1 • 241 • 6TH YR. • TEXAS

BORN: Jan. 8, 1979, in Bremerhaven, Germany

HIGH SCHOOL: Aldine High School, Houston

ACQUIRED: Unrestricted Free Agent (Seattle), 2007

NFL YEAR: 6th • **YEAR WITH BRONCOS:** 1st

NFL GAMES PLAYED/STARTED: 48/18 • **POSTSEASON:** 4/3

54

LINEBACKER

LEWIS AT A GLANCE:

- A sixth-year linebacker in his first season with the Broncos after spending his first five professional campaigns with Seattle.
- Played five games (1 start) for the Seahawks in 2006 before he was placed on injured reserve in December with a toe injury.
- Set career highs in starts (12) and tackles (64) in 2005 to help Seattle reach Super Bowl XL, a game in which he started and contributed four tackles.
- Owns significant experience on special teams with 26 career tackles on coverage units, including consecutive seasons with at least 10 special-teams tackles from 2002-03.
- Became the only undrafted free agent to make Seattle's opening day roster in 2002.
- Started 51 career games at the University of Texas, marking the most starts by a player in Longhorns history, and set a school record with 10 career fumble recoveries.
- Joined the Broncos as an unrestricted free agent on April 26, 2007.
- Entered the NFL with Seattle as a college free agent on April 29, 2002.

CAREER TRANSACTIONS: Signed by Seattle as a college free agent 4/29/02; Placed on injured reserve (shoulder) by Seattle 8/31/04; Placed on injured reserve (toe) by Seattle 12/12/06; Signed by Denver as an unrestricted free agent 4/26/07.



2006: Lewis played five games (1 start) for Seattle, recording four solo tackles and one sack (1 yd.) before being placed on injured reserve with a toe injury on Dec. 12. He added five stops and a forced fumble on special teams. Lewis started in place of Leroy Hill (shoulder) in the opener at Det. (9/10) and made four solo tackles, including his first career sack (1 yd.). He contributed one special-teams tackle in each of the next three games. At Stl. (10/15), he registered a pair of special-teams tackles and forced Kevin Curtis to fumble a kick-off return, a play that led to a Seattle touchdown. He was declared inactive for the next eight weeks with a toe injury before being placed on injured reserve on Dec. 12.

2005: Lewis assumed a starting linebacker position, starting all 12 of the games he played for the Seahawks. He missed three games due to a knee injury and one game with a foot injury. He posted career highs in tackles (64), solo tackles (46) and equaled his personal best with 18 assists. Lewis also started all three postseason games for the Seahawks, helping the club advance to the Super Bowl. Lewis had an assisted tackle in an NFC Divisional Playoff Game vs. Was. (1/14). He added four stops in the NFC Championship Game vs. Car. (1/22). In Super Bowl XL, Lewis recorded four tackles in a start vs. Pit. (2/5). During his first four games of the season, Lewis collected 22 tackles (17 solo). He matched his career high with 11 tackles (6 solo) vs. Dal. (10/23). He also forced a fumble against the Cowboys.

2004: Lewis missed the entire season after undergoing shoulder surgery that did not heal in time for training camp. He was placed on injured reserve by the Seahawks on Aug. 31.

2003: Lewis played 15 games (5 starts) for the Seahawks, contributing 56 tackles (38 solo) and two passes defended. In addition to playing in Seattle's nickel package, Lewis filled in for Chad Brown (foot, flu) and Anthony Simmons (neck) in the club's base defense at different times during the season. He led Seattle in tackles four times during the year. A special-teams standout, Lewis placed third on the club with 10 stops and blocked a punt on coverage units. He replaced Brown (ankle) in an NFC Wild Card Game at G.B. (1/4) and led the team with 10 tackles (8 solo). Lewis opened the season with a then career-high eight tackles (7 solo) vs. N.O. (9/7). Against Stl. (9/21), Lewis broke up a pass that led to an interception. He made his first pro start at Cin. (10/26) and registered seven tackles (4 solo). The next week vs. Pit. (11/2), Lewis blocked a Josh Miller punt in the third quarter that set up a field goal. He made a career-high 11 tackles (8 solo) as a starter vs. Det. (11/16). He was declared inactive the following week with a back injury but returned to start at Min. (12/7) and at Stl. (12/14). In those games, Lewis racked up a total of 18 tackles (11 solo).

2002: Lewis entered the NFL with Seattle as a college free agent on April 29 and played all 16 games (0 starts) as a rookie. He contributed 17 tackles (15 solo) and a forced fumble while ranking fourth on the club with 11 special-teams stops. He was the only college free agent to make Seattle's opening game roster, and after Anthony Simmons (ankle) and Chad Brown (foot) were limited due to injuries, Lewis saw increased playing time in the linebacker rotation. He saw his first action on defense at Stl. (10/20) and contributed three solo tackles and a forced fumble that led to a fourth-quarter score. He posted consecutive four-tackle outings at Ari. (11/10) and vs. Den. (11/17).

COLLEGE: Lewis started all 51 career games played at the University of Texas, marking the most starts by a player in Longhorns history. He finished his career with 314 tackles, 17 sacks and 40 tackles-for-losses. His 10 career fumble recoveries marked the most by a player in school annals. Lewis earned a share of the school's Most Valuable Player, Most Valuable Defensive Player and Outstanding Linebacker (third consecutive year) awards as a senior. That year, Lewis recorded career highs in tackles (81 - third on the team) and sacks (5.5 - second on the team). As a junior, Lewis tied for the team lead with 78 tackles (45 solo) and paced the squad with a school-record tying five fumble recoveries. He also added 4.5 sacks (43 yds.) and 15 tackles-for-losses. Lewis posted 78 tackles (44 solo) as a sophomore with five sacks (44 yds.) and 13 tackles-for-losses. As a redshirt freshman, he started and ranked third on the Longhorns with 77 tackles (44 solo) and added three sacks for the year.

PERSONAL: Lewis was of the nation's top fullback prospects at Aldine High School in Houston, rushing for 1,921 yards with 20 touchdowns on 265 carries (7.2 avg.) as a senior. He was a finalist for the Houston Touchdown Club Player of the Year and led Aldine to 13-2 record and the Texas 5A state semifinals as a senior, earning All-Greater Houston accolades. Lewis also lived in Panama, California and Virginia while his father, Garry, served in the Army. He was a health fitness and promotions major at Texas. Lewis is married to the former Nicole Reese. The couple has a son, Zion Joshua, and two daughters, Jada and Mia Grace. De'Andre De'Wayne Lewis was born Jan. 8, 1979, in Bremerhaven, Germany.

LEWIS' REGULAR SEASON RECORD

Year	Club	G	S	UT	A	TT	S-Yds.	I-Yds.	PD	FF	FR	TD-Int.	TD-FR	S	Pts.
2002	Seattle	16	0	15	2	17	0-0	0-0	0	1	0	0	0	0	0
2003	Seattle	15	5	38	18	56	0-0	0-0	2	0	0	0	0	0	0
2004	Seattle	INJURED RESERVE (SHOULDER)													
2005	Seattle	12	12	46	18	64	0-0	0-0	1	1	0	0	0	0	0
2006	Seattle	5	1	4	0	4	1-1	0-0	0	0	0	0	0	0	0
CAREER TOTALS		48	18	103	38	141	1-1	0-0	3	2	0	0	0	0	0

ADDITIONAL STATISTICS: Special teams tackles — 2002 (11), 2003 (10), 2006 (5), TOTAL (26). Special teams fumbles — 2006 (1FF), TOTAL (1FF). Blocked Josh Miller's punt vs. Pit., 11/2/03.

LEWIS' POSTSEASON RECORD

Year	Club	G	S	UT	A	TT	S-Yds.	I-Yds.	PD	FF	FR	TD-Int.	TD-FR	S	Pts.
2003	Seattle	1	0	8	2	10	0-0	0-0	0	0	0	0	0	0	0
2005	Seattle	3	3	5	4	9	0-0	0-0	1	0	0	0	0	0	0
CAREER TOTALS		4	3	13	6	19	0-0	0-0	1	0	0	0	0	0	0

ADDITIONAL STATISTICS: Special teams tackles — 2003 (1), TOTAL (1).

LEWIS' SINGLE GAME HIGHS


(Postseason in parentheses)

Sacks — 1 at Detroit, 9/10/06 (none). **Sack yards** — 1 at Detroit, 9/10/06 (none). **Interceptions** — None (none). **Interception return yards** — None (none).

DID YOU KNOW?

The Broncos in 2007 will play both Super Bowl participants from the previous season for the third consecutive year and seventh time in club history when they visit Indianapolis on Sept. 30 and Chicago on Nov. 25. Denver is 9-1 since 2002 against Super Bowl participants from the previous year and owns a 22-16 (.579) all-time record in these games.

Denver is 13-7 (.650) all-time against the previous year's Super Bowl winner and have won their last four such games. Against the Super Bowl runner up from the previous year, the Broncos own a 9-9 (.500) all-time record.



JOHN LYNCH

6-2 • 220 • 15TH YR. • STANFORD

BORN: Sept. 25, 1971, in Hinsdale, Ill.

HIGH SCHOOL: Torrey Pines High School, Del Mar, Calif.

ACQUIRED: Free Agent, 2004

NFL YEAR: 15th • YEAR WITH BRONCOS: 4th

NFL GAMES PLAYED/STARTED: 211/179 • POSTSEASON: 12/12

47

SAFETY

LYNCH AT A GLANCE:

- A 15th-year safety who is one of the most decorated active NFL players with eight Pro Bowl selections, including four consecutive trips to Hawaii from 1999-2002 and three in a row 2004-06, along with four Associated Press All-Pro recognitions, including two first-team selections from 1999-2000.
- Spent the first 11 years of his NFL career with Tampa Bay before joining the Broncos as a free agent in 2004, concluding his Buccaneers career ranked third on the their all-time tackles list (973), tied for fourth in interceptions (23) and second in games played (164).
- Placed fourth on the Broncos with 97 tackles (64 solo) in 2006, marking his highest tackle total since 2001, and started all 16 games for the sixth time in his career.
- Won two prestigious NFL awards in 2006 recognizing his off-the-field efforts in the community: the Bart Starr Award and Byron "Whizzer" White Award.
- Posted at least one interception in 11 consecutive seasons from 1995-2005, a streak that was the longest among NFL safeties and the second longest among all players at that time.
- Helped Denver reach the AFC Championship Game in 2005, marking his third career conference championship game appearance and 12th career playoff start.
- Eclipsed the 1,000-career tackle mark in Denver's game at Oakland (10/17/04).
- Served as a key leader of the 2002 Buccaneers, helping the club to a victory in Super Bowl XXXVII against the Raiders in a game played in his hometown of San Diego.
- Regarded as one of the most revered players in Buccaneers history who led a talented secondary that had a top-10 NFL ranking against the pass in seven of eight years from 1996-2003.
- Posted 154 tackles in 1997, marking a career high and the most ever by a Tampa Bay defensive back, while recording nine games with 10 or more tackles that year.
- Extremely active in the community through the John Lynch Foundation and has been recognized by *The Sporting News* as one of the 'Good Guys' in sports several times.
- Selected by Tampa Bay in the third round (82nd overall) of the 1993 NFL Draft from Stanford.

CAREER TRANSACTIONS: Signed by Tampa Bay as a draft choice 7/8/93; Placed on injured reserve (knee) by Tampa Bay 12/12/95; Released by Tampa Bay 3/16/04; Signed by Denver 3/23/04.



2006: Lynch earned his eighth career trip to the Pro Bowl and third as a member of the Broncos, starting all 16 games for the sixth time in his career and second year in a row. In addition to stellar play on the field, Lynch received the NFL's Bart Starr Award and Byron "Whizzer" White Award for his off-the-field leadership and community efforts. Lynch ranked fourth on the Broncos with 97 tackles (64 solo) while adding five passes defended, two forced fumbles and a fumble recovery. His 97 stops marked the veteran's most since the 2001 campaign. Lynch recorded nine tackles (6 solo) and a fumble recovery in the home opener vs. K.C. (9/17). He added three tackles and a pass breakup at N.E. (9/24). The team allowed its first touchdown of the season to the Patriots, snapping a streak of 175:57 holding opponents out of the end zone. The 11-quarter streak tied for the longest (Chicago Cardinals, 1942) in the NFL since 1940. In his 200th pro game, Lynch recorded five solo tackles and two passes defended on *Sunday Night Football* vs. Oak. (10/15) as Denver joined the 1934 Detroit Lions as one of only two teams in league annals to allow one touchdown through the first five games. Lynch made six tackles vs. Ind. (10/29) before registering four tackles and forced a fumble at Pit. (11/5). Late in the fourth quarter, he jarred the ball from Hines Ward, allowing Curome Cox to recover it in Denver's end zone. The collision forced him from the game with a concussion. Lynch registered nine tackles (4 solo) and a pass

47's TROPHY CASE

Pro Bowl Selections (8)	...1997, 1999-02, ...2004-06
All-Pro (1st Team)	...1999-2000
All-Pro (2nd Team)	...2001-02
NFL D.B. of the Year (NFL Alumni)	...2000

LYNCH RANKS WITH NFL'S GREAT SAFETIES

With eight selections to the Pro Bowl, safety John Lynch has placed himself among elite company. Only four players in the Pro Football Hall of Fame whose primary position was safety have been selected to more Pro Bowls than Lynch. In addition, Lynch's eight Pro Bowl nominations (5 with Tampa Bay, 3 with Denver) equal the totals of HOF safeties Paul Krause, Larry Wilson and Willie Wood and are more than the five All-Star selections by HOF safety Jack Christiansen.

PRO BOWL SELECTIONS BY SAFETIES IN THE PRO FOOTBALL HALL OF FAME

Player	Years Played	Pro Bowls
1. Ken Houston	1967-80	12
2. Ronnie Lott	1981-94	10
3. Yale Lary	1952-53, 1956-64	9
Emlien Tunnell	1948-61	9
5. Paul Krause	1964-79	8
Larry Wilson	1960-72	8
Willie Wood	1960-71	8
8. Jack Christiansen	1951-58	5

Note: John Lynch has been selected to the Pro Bowl eight times during his career.

defensed on Thanksgiving at K.C. (11/23). Two weeks later, Lynch led the club with 10 tackles (5 solo) at S.D. (12/10). He added eight tackles (6 solo), a pass defended and a forced fumble vs. Cin. (12/24).

2005: Lynch earned his seventh career trip to the Pro Bowl—second as a member of the Broncos—after placing fifth on the club with 69 tackles (47 solo) in 16 regular-season starts. Lynch, who earned the team nomination for the Walter Payton NFL Man of the Year Award for his work in the community, tied for the Broncos' lead with four sacks (41 yds.), ranking second among the league's defensive backs in that category and becoming the first safety in team history with at least a share of the Broncos' season sack lead. He also tied for the team lead with a career-high four forced fumbles while contributing two interceptions (2 yds.) and eight passes defended. Lynch's efforts helped the Broncos rank second in the league against the run (85.2 ypg.) and tie for third in scoring defense (16.1 ppg.). The AFC's Defensive Player of the Week for Week 17, Lynch started both playoff contests for Denver to increase his career postseason starts total to 12 games. He recorded five tackles (4 solo) and two passes defended, including an interception, in an AFC Divisional Playoff Game vs. N.E. (1/14), helping to end the Patriots' NFL-record 10-game postseason winning streak. In Denver's home opener vs. S.D. (9/18), he made seven tackles (6 solo) and had a 12-yard sack of quarterback Drew Brees. The safety notched three tackles (2 solo) and two passes defended, including an interception, vs. Phi. (10/30). Lynch intercepted his second pass of the season vs. NYJ (11/20) to help Denver to its first shutout since Nov. 9, 1997, vs. Carolina. He totaled three tackles (2 solo) and forced a fumble vs. Bal. (12/11). He led the club with seven tackles while adding a sack (17 yds.) and a forced fumble vs. Oak. (12/24). He was named AFC Defensive Player of the Week for his performance in the regular-season finale at S.D. (12/31), where he recorded seven tackles (5 solo), two sacks and two forced fumbles in a return to his hometown. His first sack forced a fumble that Sam Brandon pounced on at the Chargers' 1-yard line to set up a Denver touchdown. His second sack resulted in a fumble that was recovered by Chargers tackle Shane Olivea in the end zone for a safety.

2004: Lynch, in his first year with the Broncos, placed sixth on the club with 76 tackles (56 solo) in 15 games (15 starts) to earn his sixth career trip to the Pro Bowl. The Broncos' defensive co-captain also notched 10 pass breakups, one interception (2 yds.), two sacks (17 yds.) and a career-high three forced fumbles. The one game he missed—vs. Hou. (11/7)—was due to a bruised sacrum (near the tailbone) suffered vs. Atl. (10/31). Playing with a cast on his left hand to protect a broken thumb, Lynch started at Ind. (1/9) in the Broncos' AFC Wild Card Game and made four tackles (3 solo). He made his Broncos debut vs. K.C. (9/12) and had six tackles (5 solo) to lead Denver defensive backs in that category while breaking up a pass. He recorded a game-high eight tackles (5 solo) at Jac. (9/19) and played special teams for the first time in two years, making a tackle on a third-quarter kickoff. In an emotional return at T.B. (10/3), where he played his first 11 NFL seasons, Lynch turned in an exceptional game against his former teammates with seven tackles (6 solo) and a team-high two pass breakups. He also received a standing ovation from Buccaneers fans when his name was announced during starting introductions. Lynch went over 1,000 tackles for his career with six stops (5 solo) at Oak. (10/17). Lynch, who entered the game with 999 career tackles, also forced a fumble on Raiders receiver Jerry Porter at the Denver 8-yard line late in the first half. He was forced out of Denver's game vs. Atl. (10/31) after suf-

LYNCH'S INTs BY QUARTERBACK

**denotes win (Lynch's teams are 20-5, including postseason, in games in which he records an interception.)*

QB	INTs	Dates
Brett Favre	3	1 at G.B., 10/27/96, 1 vs. G.B., 12/7/97, 1 at G.B., 12/24/00
Kerry Collins	2	1 vs. NYG, 11/24/03*, 1 at Oak, 10/17/04*
Randy Fasani	2	at Car., 10/27/02*
Warren Moon	2	vs. Min., 10/15/95
Kurt Warner	2	1 vs. Stl., 12/18/00*, 1 at Stl., 11/26/01*
Charlie Batch	1	at Det., 9/17/00*
Jeff Blake	1	vs. Cin., 10/8/95*
Tom Brady	1	vs. N.E., 1/14/06* (AFC Divisional)
Quincy Carter	1	at Dal., 9/9/01*
Koy Detmer	1	vs. Phi., 1/6/02
Jim Everett	1	vs. N.O., 11/24/96*
Gus Frerotte	1	vs. Det., 12/12/99*
Kent Graham	1	vs. Ari., 9/28/97*
Stan Humphries	1	at S.D., 11/17/96*
Brad Johnson	1	vs. Was., 1/15/00* (NFC Divisional)
Doug Johnson	1	at Atl., 9/21/03*
Donovan McNabb	1	vs. Phil., 10/30/05*
Rodney Peete	1	vs. Car., 11/17/02*
Doug Pederson	1	at Phil., 9/19/99*
Kordell Stewart	1	vs. Pit., 12/13/98*
Vinny Testaverde	1	vs. NYJ, 11/20/05*
Mike Tomczak	1	vs. Pit., 12/13/98*

LYNCH PRO BOWL TOTAL CONTINUES TO RISE

MOST PRO BOWL SELECTIONS, ACTIVE NFL PLAYERS

Player	Position	Years Played	Pro Bowls
1. Junior Seau, N.E.	Linebacker	1990-2006	12
2. Larry Allen, S.F.	Guard	1994-2006	11
3. Derrick Brooks, T.B.	Linebacker	1995-2006	10
Jonathan Ogden, Bal.	Tackle	1996-2006	10
5. Ruben Brown, Chi.	Guard	1995-2006	9
6. John Lynch, Den.	Safety	1993-2006	8
Brett Favre, G.B.	Quarterback	1991-2006	8
Tony Gonzalez, K.C.	Tight End	1997-2006	8
Marvin Harrison, Ind.	Wide Receiver	1996-2006	8

fering a bruised sacrum (near the tailbone) at 12:03 of the second quarter that held him out the next week vs. Hou. (11/7). He returned to the field after the bye week and played sparingly at N.O. (11/21) but recorded three tackles (all solo). His interception of a Kerry Collins pass on the goal line vs. Oak. (11/28) prevented a score and marked his first interception as a member of the Broncos. He forced two fumbles in an eight-tackle game at S.D. (12/5), a contest in which he added a sack. Lynch recorded his second consecutive game with a sack vs. Mia. (12/12) in a six-tackle (4 solo) effort and broke up two passes at Ten. (12/25). Against Ind. (1/2), he tallied four tackles and two pass breakups. He played most of the Colts' game with a broken left thumb that he suffered early in the contest.

2003: Lynch, in his final season with Tampa Bay, started 14 games at strong safety (missing games vs. Dal. 10/26 and vs. N.O. 11/2) and was the team's finalist for the Walter Payton NFL Man of the Year Award. He finished the season ranked fourth on the club with 95 tackles (60 solo) and tied for second on the Buccaneers with two interceptions (18 yds.) while also posting seven passes defended and half a sack (5 yds.). Lynch was part of a defense that ranked fifth in the NFL, marking the seventh consecutive year the Buccaneers' defense finished among the NFL's top 10. The defensive unit also finished third in the league in pass defense, marking the seventh time in the last eight seasons that Tampa Bay's defense had finished among the league's 10 best clubs in that statistic. In the season opener at Phi. (9/8) on *Monday Night Football*, Lynch made three tackles, half a sack (5 yds.) and tied for a team-high two passes defended in helping Tampa Bay post its third shutout in the last 16 regular season-games. He led the secondary with 13 tackles vs. Car. (9/14) and recorded his first interception of the season the next week at Atl. (9/21). Against Ind. (10/6), Lynch recorded 11 tackles to surpass the 900 career tackle mark. He ended the game at S.F. (10/19) with nine tackles despite missing significant action with a right shoulder stinger that forced him to be inactive the next two weeks. Returning to action at Car. (11/9), he posted seven tackles and one pass defended. Lynch made his second interception of the season vs. NYG (11/24). He totaled five tackles at N.O. (12/7) despite missing a portion of the contest with a right shoulder stinger suffered in the first half.

2002: Lynch, who was named a second-team All-Pro by the Associated Press and *Football Digest*, was selected as a Pro Bowl starter for the third time in the last four years. With 96 tackles (50 solo) for Tampa Bay, he raised his career tackle total to 878, moving him into third place in Buccaneers history. He added three interceptions (0 yds.) and 12 passes defended in 15 games played (15 starts). He also was a finalist for the Walter Payton NFL Man of the Year Award. He made five stops in an NFC Divisional Playoff Game vs. S.F. (1/12) and recorded six tackles and a pass defended at Phi. (1/19) in the NFC Championship Game. In Super Bowl XXXVII vs. Oak. (1/26), Lynch had a tackle and a pass defended playing in his hometown of San Diego in helping the Buccaneers win their first-ever World Championship. Lynch recorded seven stops, which put him over 800 tackles for his career, at Cin. (9/29). At Phi. (10/20), he registered a season-high 11 tackles before posting his third career multiple-interception game at Car. (10/27). Playing in his 147th career game (moving into third on Tampa Bay's all-time games played list) at N.O. (12/1), Lynch tied for a team-high nine stops. He started vs. Atl. (12/8) but left the game late in the first quarter with a neck strain, which kept him out for the remainder of the contest. He was inactive the next week at Det. (12/15) to end his streak of 67 consecutive regular-season starts. Returning from the injury vs. Pit. (12/23), Lynch led the secondary with 10 tackles.

2001: Lynch, who started all 16 regular-season games as well as the Buccaneers' NFC Wild Card Game, was named to his fourth Pro Bowl and was selected to both *College & Pro Football Newsweekly* and *Pro Football Weekly's* All-NFL Teams. In addition, he was chosen to the Associated Press All-Pro second team and was selected by the Buccaneers as their recipient of the Ed Block Courage Award. Lynch finished the regular season with 105 tackles (70 solo), one sack (0 yds.), three interceptions (21 yds.), one forced fumble, one fumble

LYNCH BECOMES DENVER'S FIFTH PRO BOWL SAFETY

BRONCOS SAFETIES SELECTED TO THE PRO BOWL

Player	Seasons selected	Pro Bowls as a Bronco
1. Steve Atwater	1990-96, '98	8
2. Dennis Smith	1985-86, '89-91, '93	6
3. John Lynch	2004-06	3
Billy Thompson	1977-78, '81	3
5. Tyrone Braxton	1996	1

LYNCH'S INTERCEPTION STREAK

LONGEST STREAKS OF SEASONS WITH AT LEAST ONE INT (PLAYERS THROUGH 2005 SEASON)

Player	Pos.	Streak	Years
1. Troy Vincent, Buf./Phi./Mia.	CB	14	1992-2005
2. John Lynch, Den./T.B.	S	11	1995-2005
Aaron Glenn, Dal./Hou./NYJ	CB	11	1995-2005
Ty Law, K.C./NYJ/ N.E.	CB	11	1995-2005
5. Derrick Brooks, T.B.	LB	10	1996-2005
Brian Dawkins, Phi.	S	10	1996-2005
Robert Griffith, Ari./Cle./Min.	S	10	1996-2005

ble recovery and eight passes defended. The 105 tackles ranked third on the Buccaneers and led their secondary while his eight passes defended tied for fifth on the team. He made five tackles in an NFC Wild Card Playoff Game at Phi. (1/12). In the season opener at Dal. (9/9), he collected six tackles and finished with a game-clinching interception late in the fourth quarter. Despite cramping in the second half, Lynch contributed nine tackles and one pass defended at Min. (9/30) and came back to lead the team with 12 tackles at Ten. (10/14). He made nine tackles and his first sack of the season vs. Pit. (10/21). With five tackles vs. Chi. (11/18), Lynch moved into fourth place on the Buccaneers' all-time tackles list. He again helped seal the victory at Cin. (12/2) by forcing and recovering a fumble by Bengals running back Corey Dillon in overtime to set up Martin Gramatica's game-winning 21-yard field goal. He led the defense with 10 tackles vs. Det. (12/9). Against N.O. (12/23), Lynch made five tackles and helped out on special teams by handling kickoff duties on the final two kickoffs (40 and 50 yds.) after Gramatica suffered a right hamstring strain. In the regular-season finale vs. Phi. (1/6), Lynch had one interception and one pass defended.

2000: Lynch, who started all 16 regular-season games and the Buccaneers' NFC Wild Card Game, ranked second on the squad and first in the secondary with 110 tackles (66 solo) despite playing the final five regular-season games with a dislocated left shoulder. He also added three interceptions (43 yds.), two fumble recoveries, seven passes defended and one sack (3 yds.). Lynch was selected to his second consecutive Pro Bowl and third in the last four years, and he also earned first-team All-Pro honors from the Associated Press, *Sports Illustrated*, *Pro Football Weekly*, *College and Pro Football Newsweekly*, *Football Digest* and *The Sporting News*. In addition, he was named Defensive Back of the Year by the NFL Alumni and was selected recipient of the NFLPA's Unsung Hero Award. He led the club with 13 tackles and added one pass defended in the Buccaneers' NFC Wild Card Game at Phi. (12/31). In the season opener at N.E. (9/3), Lynch registered seven tackles and one fumble recovery, and the next week at Det. (9/17), he recorded his first interception of the season and added four tackles. At Min. (10/29), Lynch led the team with a season-high 11 tackles and also recovered a fumble in the first quarter that led to a Buccaneers touchdown. He led Tampa Bay in tackles for the second consecutive week with 11 stops (tying his season-high) vs. Det. (10/19). At Atl. (11/5), he notched his first sack of the season and also contributed nine tackles and one pass defended. Lynch led the team in tackles with nine vs. G.B. (11/12) before leaving the game with a left thigh bruise in the fourth quarter. The next week, he had one tackle before leaving the game due to a dislocated left shoulder in the first quarter at Chi. (11/19). Back in the lineup vs. Buf. (11/26), Lynch recorded six tackles and a pass defended. He added six tackles, one pass defended and one interception on *Monday Night Football* vs. Stl. (12/18). In the regular-season finale at G.B. (12/24), he had six tackles and one interception.

1999: Lynch started all 16 regular-season games and paced Tampa Bay's secondary with 128 tackles (68 solo) while adding two interceptions (32 yds.), one forced fumble and a career-best 14 passes defended. He earned first-team All-Pro honors from the Associated Press, *Sports Illustrated*, *Pro Football Weekly*, *USA Today*, *The Sporting News* and *Football Digest*. In Tampa Bay's NFC Divisional Playoff Game win vs. Was. (1/15), Lynch posted seven tackles and two passes defended while igniting both sides of the ball with a third-quarter interception of Brad Johnson. Trailing 13-0, the Bucs scored on the ensuing drive and rallied for a 14-13 win. He collected nine tackles in the NFC Championship Game at Stl. (1/23) and helped the secondary limit the Rams' top-ranked passing offense to just 11 points (22 under its season average). In the regular-season opener vs. NYG (9/12), he posted 10 tackles and followed that with six tackles and an interception at Phi. (9/19). He collected seven stops and half a sack vs. Den. (9/26). Lynch led the secondary with seven tackles and two passes defended vs. Chi. (10/24). Against K.C. (11/14), he racked up a season-high 13 tackles and forced a fumble that led to a field goal. He helped the secondary limit the Chiefs to a franchise-record low five net passing yards in the first half. Lynch had 10 tackles in a win vs. Atl. (11/21) and made 10 tackles vs. Det. (12/12) with his interception helping Tampa Bay secure a 23-16 win.

1998: Lynch started 15 games at strong safety for Tampa Bay and missed just one game (vs. Ten. 11/8) due to a neck injury. He registered 107 tackles (55 solo), six passes defended, two interceptions (29 yds.), two sacks (26 yds.), two forced fumbles and a fumble recovery. He led the Bucs' secondary and placed second on the club in tackles. In addition, he was a key member of a defensive backfield that placed second in the NFL against the pass (172.6 ypg.). Against Chi. (9/20), Lynch tallied seven stops and recovered a fourth-quarter fumble. He led the team with 10 tackles vs. NYG (10/4) and paced the secondary with nine tackles vs. Car. (10/25). His consecutive start streak ended at 38 games after he sustained a neck injury against the Vikings, and he was inactive the following week vs. Ten. (11/8). After returning to action at Jac. (11/15), he posted eight stops and broke up a pass. Lynch had his finest day of the season vs. Pit. (12/13), becoming the first

LYNCH ONE OF TAMPA BAY'S ALL-TIME GREATS

WHERE LYNCH RANKED IN BUCCANEERS HISTORY AFTER HIS FINAL YEAR WITH THE CLUB

Tackles	Interceptions	Starts	Games Played
1. Derrick Brooks (LB) 1,600	1. Donnie Abraham (CB) 31	1. Paul Gruber (T) 183	1. Paul Gruber (T) 183
2. Hardy Nickerson (LB) 1,028	2. Cedric Brown (S) 29	2. Derrick Brooks (LB) 157	2. John Lynch (S) 164
3. John Lynch (S) 973	3. Mike Washington (CB) 28	3. Tony Mayberry (C) 145	3. Dave Moore (TE/FB) 161
4. Richard Wood (LB) 855	4. John Lynch (S) 23	4. John Lynch (S) 132	4. Derrick Brooks (LB) 160
5. Lee Roy Selmon (DE) 742	Ronde Barber (CB) 23	5. Warren Sapp (DT) 130	Tony Mayberry (C) 160

Buccaneer to have two interceptions in a game since Martin Mayhew (Dec. 3, 1995). Lynch paced the club with the first two-sack performance of his career and added nine tackles and a forced fumble at Was. (12/19).

1997: Lynch, for the first time in his career, started all 16 games and two playoff contests. He finished third on Tampa Bay in tackles (154; 75 solo) and had 12 tackles and three passes defended in postseason play. His 154 tackles marked his career best and the most ever recorded by a Buccaneer defensive back, and in the process, he recorded nine games with 10 or more tackles. He notched three tackles and broke up two Brett Favre passes before leaving Tampa Bay's NFC Divisional Playoff Game at G.B. (1/4) in the third quarter with a knee sprain. During an outstanding performance vs. Ari. (9/28), Lynch led the Buccaneers with 13 tackles, broke up one Kent Graham pass and intercepted another. In Tampa Bay's game vs. G.B. (12/7), he posted 12 stops and a forced fumble while returning an interception 28 yards for a career long.

1996: Lynch, by the third game of the season, moved into the starting lineup for Tampa Bay when he replaced Todd Scott after he suffered a season-ending injury. He made the most of his opportunity by leading all Buccaneers defensive backs in tackles with 103 (74 solo) while matching a personal best with three interceptions (set in 1995) in 16 games played (14 starts). He added a sack (5 yds.), four tackles-for-losses, one forced fumble, one fumble recovery and nine passes defended along the way. Lynch made his first start of the season at Den. (9/15) and turned in five tackles. Against Sea. (9/22), he dashed 40 yards on a direct-snap fake punt that set up a touchdown. Lynch recorded his first career sack and added five solo tackles at Ari. (10/20) before posting an interception to go along with three passes defended at G.B. (10/27). At S.D. (11/17), he set up the Buccaneers' game-winning touchdown by posting his second interception of the season and returning it 25 yards. Lynch was named NFC Defensive Player of the Week after being credited with five tackles, an interception, one pass defended, a fumble recovery and a forced fumble in Tampa Bay's victory vs. N.O. (11/24).

1995: Lynch, despite being slowed by various injuries, still enjoyed a solid season and appeared in nine games (6 starts) for Tampa Bay at strong safety to rank ninth on team with 47 tackles (37 solo) and second with three interceptions (3 yds.). He was placed on injured reserve Dec. 12 with a torn posterior cruciate ligament that forced him to miss the club's final two games. In a win vs. Cin. (10/8), he made his first career interception off a Jeff Blake pass, and the takeaway set up the game-tying field goal. Lynch had his finest game of the season in a 20-17 overtime victory vs. Min. (10/15), recording 11 tackles and two interceptions. He re-injured a knee vs. G.B. (11/26), suffering a torn posterior cruciate ligament, and was placed on injured reserve Dec. 12. He missed the final two games of the season.

1994: Lynch played all 16 regular-season games (0 starts) as a reserve safety and special teamer for Tampa Bay, ending the year with 15 tackles (11 solo) while ranking second on the team with eight special-teams stops. He posted a season-best four solo tackles and a special-teams stop at Det. (11/13), and he returned a blocked field goal 27 yards to set up the game-winning score vs. the L.A. Rams (12/11).

1993: Selected by Tampa Bay in the third round (82nd overall) of the 1993 NFL Draft, Lynch played 15 games (4 starts) during his first professional season. He finished with 13 tackles on defense, two passes defended and a forced fumble while adding six stops on special teams. In his first NFL game vs. K.C. (9/5), Lynch had two tackles. In the Bucs' 27-10 triumph vs. Det. (10/3), he started as an extra linebacker and notched four tackles and pair of pass breakups. Lynch started back-to-back games at strong safety vs. S.F. (11/14) and vs. Min. (11/21), posting a season-best seven tackles against the 49ers.

COLLEGE: Lynch played four seasons at Stanford University, beginning his career at quarterback before switching to safety for his final two seasons. He also played three years of baseball for the Cardinal as an outfielder and pitcher. As a defensive back, Lynch had 95 tackles (50 solo), four interceptions, two forced fumbles, a fumble recovery and one sack. After his senior year, he was named second-team All-America by *Football News* and first-team All-Pacific-10 Conference. He also earned a spot in the Hula Bowl and Japan Bowl after leading Stanford with 76 tackles (37 solo) to go along with four interceptions and a pair of forced fumbles as a senior.

PERSONAL: Lynch attended Torrey Pines High School in Del Mar, Calif., lettering in football (two-year captain) and baseball while earning All-West and all-academic accolades in football. In addition to being considered one of the best players in the NFL on the field, Lynch is widely considered one of the top humanitarians around league circles. Among his noted charitable contributions to both the cities of Tampa and Denver, Lynch and his wife, Linda, formed the John Lynch Foundation in 2000 with a mission to develop quality young leaders through its community programs. Those programs include the "John Lynch Star of the Month," a student-athlete recognition program; the "Lynch Family Legacy Scholarships," which provide financial assistance to area high school student-athletes who exemplify excellence in academics, community service and athletics; the "John Lynch Salutes the Stars" program, a community event where the area's brightest student-athletes

come together to be honored; and the "Lynch's Safety Zone" program, which provided 24 tickets per game to Boys & Girls Club members in Tampa Bay who met educational goals. Additionally, Lynch was named to *The Sporting News'* 2003 NFL's 100 Best Players List and was named one of the "Good Guys in Sports" by *The Sporting News* several times. He also participated in his "Tackles for Tampa Bay" program while a member of the Buccaneers in which he donated \$100 per tackle, \$500 per interception and \$1,000 per sack he registered to the John Lynch Foundation. After the 2002 and 2006 seasons, he was presented with The Byron "Whizzer" White Award, which is given annually to the player who serves his team, community and country in the spirit of Byron Raymond White. He also received a Leadership Excellence Award from legendary coach Don Shula after the 2002 season. Lynch in 2006 won the Bart Starr Award, which is voted on by players throughout the entire league and recognizes a player who shows outstanding character and leadership in the home, on the field and in the community. In January 2007, Lynch received the Wooden Cup, awarded yearly to one professional and one collegiate athlete who represents the highest standards of character and citizenship both on and off the playing field. He teamed with brother-in-law John Allred to raise nearly \$1 million dollars in the last five years through annual John Lynch/John Allred Celebrity Golf Tournaments, which has resulted in a new Boys & Girls Club branch in San Diego. He also was selected by the NFL as a guest speaker at the 2002 and 2006 NFL Rookie Symposiums. Lynch was an outstanding pitcher (95 mph fastball) and promising Major League Baseball prospect who was selected in the second round (66th overall) of the 1992 amateur draft by the Florida Marlins. Additionally, he threw out the first pitch in the history of the Marlins' organization (his hat from that occasion resides in the Baseball Hall of Fame). His father, John, played linebacker for the Pittsburgh Steelers. He has enjoyed several experiences in the sports broadcasting profession, including serving as a reporter for NFL Network at Super Bowl XXXIX in Jacksonville, Fla., and working as a studio analyst for ESPN's 'NFL Countdown' in 1999. He and his wife, Linda, split the offseason between Denver and Del Mar, Calif., with their son, Jake, and daughters, Lindsay, Lillian and newborn Leah Rose. Linda played tennis at USC and was on the pro tour for two years. A communications major at Stanford, John Terrence Lynch was born Sept. 25, 1971, in Hinsdale, Ill.

LYNCH'S REGULAR SEASON RECORD

Year	Club	G	S	UT	A	TT	S-Yds.	I-Yds.	PD	FF	FR	TD-Int.	TD-FR	S	Pts.
1993	Tampa Bay	15	4	8	5	13	0-0	0-0	2	1	0	0	0	0	0
1994	Tampa Bay	16	0	11	4	15	0-0	0-0	0	0	0	0	0	0	0
1995	Tampa Bay	9	6	37	10	47	0-0	3-3	5	0	0	0	0	0	0
1996	Tampa Bay	16	14	74	29	103	1-5	3-26	9	1	1	0	0	0	0
1997	Tampa Bay	16	16	75	79	154	0-0	2-28	4	1	2	0	0	0	0
1998	Tampa Bay	15	15	55	52	107	2-26	2-29	6	2	1	0	0	0	0
1999	Tampa Bay	16	16	68	60	128	0.5-1	2-32	14	1	0	0	0	0	0
2000	Tampa Bay	16	16	66	44	110	1-3	3-43	7	0	2	0	0	0	0
2001	Tampa Bay	16	16	70	35	105	1-0	3-21	8	1	1	0	0	0	0
2002	Tampa Bay	15	15	50	46	96	0-0	3-0	12	0	0	0	0	0	0
2003	Tampa Bay	14	14	60	35	95	0.5-5	2-18	7	0	0	0	0	0	0
2004	Denver	15	15	56	20	76	2-17	1-2	10	3	0	0	0	0	0
2005	Denver	16	16	47	22	69	4-41	2-2	8	4	0	0	0	0	0
2006	Denver	16	16	64	33	97	0-0	0-0	5	2	1	0	0	0	0
CAREER TOTALS		211	179	741	474	1,215	12-98	26-204	97	16	8	0	0	0	0
BRONCOS TOTALS		47	47	167	75	242	6-58	3-4	23	9	1	0	0	0	0

ADDITIONAL STATISTICS: Special teams tackles — 1993 (6), 1994 (8), 1995 (2), 1996 (3), 1997 (3), 2001 (1), 2004 (1), TOTAL (24). Kicked off twice in 2001 for a total of 90 yards (45.0 avg.). Rushed once for 40 yards (fake punt) vs. Seattle (9/22/96).

LYNCH'S POSTSEASON RECORD

Year	Club	G	S	UT	A	TT	S-Yds.	I-Yds.	PD	FF	FR	TD-Int.	TD-FR	S	Pts.
1997	Tampa Bay	2	2	10	2	12	0-0	0-0	3	0	0	0	0	0	0
1999	Tampa Bay	2	2	6	10	16	0-0	1-2	1	0	0	0	0	0	0
2000	Tampa Bay	1	1	4	9	13	0-0	0-0	1	0	0	0	0	0	0
2001	Tampa Bay	1	1	3	2	5	0-0	0-0	1	0	0	0	0	0	0
2002	Tampa Bay	3	3	9	3	12	0-0	0-0	2	0	0	0	0	0	0
2004	Denver	1	1	3	1	4	0-0	0-0	0	0	0	0	0	0	0
2005	Denver	2	2	7	2	9	0-0	1-5	3	0	0	0	0	0	0
CAREER TOTALS		12	12	42	29	71	0-0	2-7	11	0	0	0	0	0	0
BRONCOS TOTALS		3	3	10	3	13	0-0	1-5	3	0	0	0	0	0	0

LYNCH'S SINGLE GAME HIGHS

(Postseason in parentheses)

Interceptions — 2, three times, last at Carolina, 10/27/02 (1, twice, last vs. New England, 1/14/06). **Interception return yards** — 36 at Detroit, 9/17/00 (5 vs. New England, 1/14/06). **Sacks** — 2, twice, last at San Diego, 12/31/05 (none). **Sack yards** — 26 at Washington, 12/19/98 (none).

LYNCH'S MULTIPLE INTERCEPTION GAMES (3)

*denotes win (Lynch's teams are 3-0 when he records more than one interception in a game.)

Date	Opponent	I-Yds.
10/15/95	vs. Minnesota*	2-0
12/13/98	vs. Pittsburgh*	2-29
10/27/02	at Carolina*	2-0



BRANDON MARSHALL

6-4 • 222 • 2ND YR. • CENTRAL FLORIDA

BORN: March 23, 1984, in Pittsburgh

HIGH SCHOOL: Lake Howell High School, Lake Howell, Fla.

ACQUIRED: Draft #4a (119th overall), 2006

NFL YEAR: 2nd • YEAR WITH BRONCOS: 2nd

NFL GAMES PLAYED/STARTED: 15/1

15

WIDE RECEIVER

MARSHALL AT A GLANCE:

- A second-year wide receiver who posted 20 receptions for 309 yards (15.5 avg.) with two touchdowns as a rookie with the Broncos in 2006.
- Totaled 18 catches and 287 receiving yards over the final seven games of the 2006 season for Denver after recording two grabs in his first eight games played.
- Scored on a 71-yard catch-and-run reception against Seattle on *Sunday Night Football* (12/3/06) that tied for the fourth-longest reception by a Broncos rookie in club history.
- Started 21 games as a wide receiver and added seven starts as a safety during four seasons at the University of Central Florida, where he played 44 career games.
- Posted the second-most receiving yards (1,195) while tying for the eighth-most receptions (74) and sixth-most receiving touchdowns (11) in UCF history during the 2005 campaign as a second-team All-Conference USA selection.
- Played safety at UCF in 2004 after beginning the year as a wide receiver and led the team with 51 tackles that season.
- Selected by the Broncos in the fourth round (119th overall) of the 2006 NFL Draft.

CAREER TRANSACTIONS: Signed by Denver as a draft choice 7/26/06.

2006: Selected by the Broncos in the fourth round (119th overall) of the 2006 NFL Draft, Marshall played 15 games (1 start) and made 20 catches for 309 yards (15.5 avg.) with two touchdowns, including a 71-yard scoring grab. He also rushed twice for 12 yards and contributed six special-teams stops. Marshall compiled 18 catches for 287 yards (15.5 avg.) with a touchdown in the Broncos' final seven games, including at least one catch in each game. After tearing the posterior cruciate ligament in his right knee during the Broncos' first pre-season game at Detroit, he was declared inactive for the season opener at St. (9/10). Marshall contributed a special-teams stop in his professional debut vs. K.C. (9/17). He recorded the first two receptions of his career, including a 9-yard scoring catch, at Cle. (10/22). He did not record any stats on offense at Pit. (11/5), but he had a 50-yard catch negated by a penalty. He made three catches for 21 yards on Thanksgiving at K.C. (11/23). On *Sunday Night Football* vs. Sea. (12/3), he scored on a 71-yard catch-and-run grab from Jay Cutler that marked the second-longest rookie-to-rookie passing play in team history. It also tied for the fourth-longest catch by a rookie in Denver annals. Marshall shared the team lead with a career-high five catches for 58 yards and had a 6-yard carry at Ari. (12/17). In his first pro start, Marshall led the Broncos with four catches for 65 yards vs. Cin. (12/24). He made a toe-tapping 36-yard grab along the sideline that set up Tony Scheffler's 1-yard touchdown grab against the Bengals. Rod Smith took the snap from center and threw a lateral to Cutler, who fired 36 yards downfield to Marshall. Marshall made two catches for 20 yards in the finale vs. S.F. (12/31).

COLLEGE: Marshall started 21 career games at wide receiver for the University of Central Florida and added seven starts at safety for the school during his junior year. Marshall played 44 career games (21 starts) at UCF, posting 112 receptions for 1,674 yards (14.9 avg.) with 13 touchdowns. Defensively, he recorded 52 tackles (31 solo), one interception, 0.5 sacks, two pass breakups and one forced fumble for his collegiate career. As a senior in 2005, he led UCF with career highs in receptions (74), receiving yards (1,195) and receiving touchdowns (11) in 13 games (12 starts). He earned second-team All-Conference USA recognition for his performance with his receiving yardage total ranking second, his reception total tying for eighth and his touchdown reception total tying for sixth on the school's all-time single-season list. Marshall played 10 games with a total of 10 starts as a junior, starting three contests at wide receiver and seven at safety. In addition to leading the team with 51 tackles (30 solo), he posted eight catches for 84 yards (10.5 avg.). Marshall played 12 games (6 starts) as a sophomore and was one of two true freshmen to play for UCF.

PERSONAL: Marshall was chosen as an all-state selection and was named the Seminole County Utility Player of the Year at Lake Howell High School in Lake Howell, Fla. He accounted for 1,506 yards of total offense as a senior, gaining 1,056 yards through the air and 450 on the ground. He threw 11 touchdowns and also scored four defensively (two interception returns and two fumble returns). He played in the all-Central Florida game

and was named MVP of the contest. Marshall also lettered in basketball and track three times. He won the Class 3A state triple-jump championship with a jump of 48-feet, six-and-three-quarter inches as a senior. He had another 48-foot jump to win the triple jump at the Golden South track and field event. He majored in liberal studies at Central Florida. Marshall is an active member of the Kappa Psi fraternity and the group's charity work. He is working a project to restore Larimer Park in Pittsburgh, where he resides. He also restores vintage automobiles. Marshall was born on March 23, 1984, in Pittsburgh.

MARSHALL'S REGULAR SEASON RECORD

Year	Club	RECEIVING					RUSHING					SCORING				
		G	S	No.	Yds.	Avg.	LG	TD	No.	Yds	Avg.	LG	TD	TD	TDr	Tp
2006	Denver	15	1	20	309	15.5	71t	2	2	12	6.0	6	0	2	0	12
CAREER TOTALS		15	1	20	309	15.5	71t	2	2	12	6.0	6	0	2	0	12

ADDITIONAL STATISTICS: Special teams tackles — 2006 (6), TOTAL (6).

MARSHALL'S SINGLE-GAME HIGHS

(Postseason in parentheses)

Receptions — 5 at Arizona, 12/17/06 (none). **Receiving yards** — 71 vs. Seattle, 12/3/06 (none). **Longest reception** — 71t vs. Seattle, 12/3/06 (none). **Receiving touchdowns** — 1, twice, last vs. Seattle, 12/3/06 (none). **Rushes** — 1, twice, last vs. Cincinnati, 12/24/06 (none). **Rushing yards** — 6 vs. Cincinnati, 12/24/06 (none). **Longest rush** — 6, twice, last vs. Cincinnati, 12/24/06 (none). **Rushing touchdowns** — None (none).



GLENN MARTINEZ

6-1 • 183 • 2ND YR. • SAGINAW VALLEY ST.

BORN: Nov. 30, 1981, in Auburndale, Fla.

HIGH SCHOOL: Auburndale High School, Auburndale, Fla.

ACQUIRED: Free Agent, 2007

NFL YEAR: 2nd • YEAR WITH BRONCOS: 1st

NFL GAMES PLAYED/STARTED: 5/0

17

WIDE RECEIVER

MARTINEZ AT A GLANCE:

- A second-year wide receiver who enters his first season with the Broncos after joining the club as a free agent in the offseason.
- Saw time on Detroit's practice squad in 2006 after competing in its training camp that year.
- Appeared in all five career games with Detroit in 2005 and was in Pittsburgh's training camp as a rookie in 2004 before spending that regular season out of the NFL.
- Finished his career at Saginaw Valley State University ranked third in school history in career receiving yards (2,663), fourth in catches (136) and first in yards per reception average (19.6).
- Joined Denver as a future-contract signee on Jan. 4, 2007.
- Entered the NFL with Pittsburgh as a college free agent on May 6, 2004.

CAREER TRANSACTIONS: Signed by Pittsburgh as a college free agent 5/6/04; Waived by Pittsburgh 9/3/04; Signed by Detroit to a future contract 1/11/05; Waived by Detroit 9/4/05; Signed by Detroit (practice squad) 9/5/05; Signed by Detroit (active roster) 10/15/05; Waived by Detroit 10/18/05; Signed by Detroit (practice squad) 10/20/05; Signed by Detroit (active roster) 10/22/05; Waived by Detroit 10/31/05; Signed by Detroit (practice squad) 11/2/05; Signed by Detroit (active roster) 11/5/05; Waived by Detroit 11/7/05; Signed by Detroit (practice squad) 11/9/05; Signed by Detroit (active roster) 12/16/05; Waived by Detroit 12/20/05; Signed by Detroit (practice squad) 12/22/05; Signed by Detroit to a future contract 1/22/06; Waived by Detroit 9/2/06; Signed by Detroit (practice squad) 10/25/06; Placed on practice squad/injured list by Detroit 12/6/06; Signed by Denver to a future contract 1/4/07.

2006: Martinez was in training camp with Detroit but was waived by the club Sept. 2. The Lions signed him to their practice squad on Oct. 25, and he was placed on their practice squad/injured list on Dec. 6.

2005: Martinez spent the season with Detroit with stints on its active roster and practice squad. He played in five games, totaling an 11-yard reception, two kickoff returns for 42 yards and one special-teams tackle. After beginning the year on Detroit's practice squad, he made his NFL debut vs. Car. (10/16) and posted a stop on special teams. Martinez made his first catch as a pro when he hauled in an 11-yarder from Jeff Garcia vs. Chi. (10/30). He returned to Detroit's practice squad on Nov. 9 before re-signing to its active roster on Dec. 16. He served as the Lions' kickoff returner vs. Cin. (12/18), returning two kickoffs for 42 yards, including a 24-yarder. He was signed to Detroit's practice squad on Dec. 22 and spent the rest of the season with that group.

2004: Martinez entered the NFL as a college free agent with Pittsburgh on May 6 and competed in training camp with the Steelers. He was waived by Pittsburgh in its final roster cutdown on Sept. 3. He spent the season out of football until Detroit signed him to a future contract on Jan. 11. The Lions allocated him to NFL Europe, where he played for the Rhein Fire in the spring of 2005. He tied for 10th in the league with 29 receptions for 384 yards (13.2 avg.) and four touchdowns. He also returned 24 punts for 202 yards to maintain the third-best average (8.4 avg.) in the league.

COLLEGE: Martinez helped Saginaw Valley State University to two conference championships and finished his collegiate career ranked third in school history in career receiving yards (2,663), fourth in catches (136) and first in yards per reception average (19.6). He also completed his collegiate career with the second-most 100-yard receiving games (10) in school history. As a senior, Martinez garnered first-team All-Great Lakes Intercollegiate Athletic Conference attention and was tabbed an All-American by D2football.com.

PERSONAL: Martinez attended Auburndale High School in Auburndale, Fla. He majored in marketing at Saginaw Valley State. The son of Javier Martinez and Ruth Roman, Glenn Martinez was born on Nov. 30, 1981, in Auburndale, Fla.

MARTINEZ'S REGULAR SEASON RECORD

Year	Club	G	S	RECEIVING				SCORING					
				No.	Yds.	Avg.	LG	TD	TD	TD	TD	2pt	Pts.
2004				OUT OF FOOTBALL									
2005	Detroit	5	0	1	11	11.0	11	0	0	0	0	0	0
2006	Detroit			PRACTICE SQUAD/INJURED									
CAREER TOTALS		5	0	1	11	11.0	11	0	0	0	0	0	0

ADDITIONAL STATISTICS: Kickoff returns — 2005 (2 for 42 yards, 21.0 avg., 24 LG), TOTAL (2 for 42 yards, 21.0 avg., 24 LG). Special teams tackles — 2005 (1), TOTAL (1).



**ALVIN
McKINLEY**

6-3 • 294 • 8TH YR. • MISSISSIPPI ST.

BORN: June 9, 1978, in Jackson, Miss.

HIGH SCHOOL: Weir High School, Weir, Miss.

ACQUIRED: Unrestricted Free Agent (Cleveland), 2007

NFL YEAR: 8th • **YEAR WITH BRONCOS:** 1st

NFL GAMES PLAYED/STARTED: 82/32 • **POSTSEASON:** 1/0



DEFENSIVE TACKLE

McKINLEY AT A GLANCE:

- An eighth-year defensive tackle who joined the Broncos as an unrestricted free agent in the offseason after playing the previous six seasons for Cleveland.
- Started a total of 30 games in the last two years with the Browns, posting 142 tackles (81 solo) and six sacks (47 yds.) during that period.
- Ranked second among Cleveland defensive linemen with 56 tackles (31 solo) as a 14-game starter for the club in 2006.
- Enjoyed the best statistical season of his career with the Browns in 2005 when he started all 16 games, compiling 86 tackles (50 solo) and a personal-best five sacks (38 yds.).
- Owns four blocked field goals for his career, including two during the 2002 season.
- Did not start a game until his fifth NFL season with the Browns in 2004.
- Spent his rookie year (2000) with Carolina before he was claimed off waivers by Cleveland on Aug. 29, 2001.
- Played two seasons at Mississippi State University after transferring from Holmes Community College in Goodman, Miss.
- Joined the Broncos as an unrestricted free agent on March 21, 2007.
- Selected by Carolina in the fourth round (120th overall) of the 2000 NFL Draft.

CAREER TRANSACTIONS: Signed by Carolina as a draft choice 6/21/00; Waived by Carolina 8/28/01; Claimed by Cleveland off waivers 8/29/01; Waived by Cleveland 9/2/01; Signed by Cleveland (practice squad) 9/4/01; Signed by Cleveland (active roster) 10/8/01; Placed on injured reserve (knee) by Cleveland 11/12/03; Signed by Denver as an unrestricted free agent 3/21/07.



2006: McKinley started all 14 games played for Cleveland, placing second among the club's defensive linemen with 56 tackles (31 solo) while posting one sack (9 yds.) and four tackles-for-losses. A shoulder injury

forced him to be declared inactive for the final two games of the season. He also contributed to the fourth blocked field goal of his career when he denied Pittsburgh kicker Jeff Reed's 35-yard attempt on Dec. 7. McKinley opened the season with three tackles vs. N.O. (9/10) and added four stops (1 solo) at Cin. (9/17). He was credited with six tackles (3 solo), including two behind the line of scrimmage, vs. Bal. (9/24). At Car. (10/8), he recorded four tackles (3 solo) as Cleveland did not allow a third-down conversion (0-for-11). He added two tackles (1 solo), including his first sack of the season, vs. Den. (10/22). He placed second on the team with seven tackles (3 solo) at Atl. (11/12). McKinley added seven tackles (4 solo) vs. Cin. (11/26). The Browns declared McKinley inactive for their last two games with a shoulder injury.

2005: McKinley started all 16 games at right defensive end for Cleveland, compiling 86 tackles (50 solo) and tying for the team lead with a career-high five sacks (38 yds.) while adding one forced fumble. On special teams, McKinley also added a blocked field goal attempt at Oak. (12/18). He had six tackles vs. Cin. (9/11). Against Chi. (10/9), he recorded six tackles (2 solo), including his first sack of the season (6 yds.). He added his second sack of the season as part of his eight-tackle (6 solo), forced fumble performance at Bal. (10/16). He recorded nine tackles (5 solo) vs. Ten. (11/6) and registered his third sack of the season vs. Mia. (11/20). At Oak. (12/18), McKinley posted six tackles (4 solo), including one sack (7 yds.). Late in the fourth quarter, he blocked Sebastian Janikowski's 46-yard field goal. He posted 10 tackles (5 solo), including an 8-yard sack, vs. Pit. (12/24).

2004: McKinley recorded 63 tackles (36 solo), three sacks (17 yds.) and two fumble recoveries in 16 games (2 starts) for Cleveland. The defensive lineman also posted the first multiple-sack game of his career at Hou. (1/2). He made the first start of his career in place of Orpheus Roye vs. Phi. (10/24) and made a solo tackle. Against N.E. (12/5), McKinley recorded seven tackles (3 solo) and recovered a fumble. He recovered another fumble and added a sack at Buf. (12/12). He returned to the starting lineup vs. S.D. (12/19) and made 10 tackles (6 solo). In the regular-season finale, McKinley finished with four solo tackles, including a career-high two sacks (13 yds.), at Hou. (1/2).

2003: McKinley played nine games (0 starts) for Cleveland before being placed on injured reserve on Nov. 12 with a knee injury. He recorded 29 tackles (12 solo) and one pass defended for the year along with two five-tackle outings. McKinley registered five tackles (2 solo) vs. Cin. (9/28). He added four tackles the following week at Pit. (10/5) before making five stops (3 solo) vs. Oak. (10/12). He suffered a knee injury at K.C. (11/9) that forced him to be placed on injured reserve on Nov. 12.

2002: McKinley made 16 tackles (9 solo) and broke up two passes in 13 games (0 starts) for Cleveland. He also blocked two field goals—one against rival Pittsburgh in overtime and a shared block against Tampa Bay. He made his first postseason appearance in an AFC Wild Card Game at Pit. (1/5) and posted five tackles (4 solo), one sack (5 yds.) and one pass defended. In the second quarter of the playoff game, he dropped Steelers quarterback Tommy Maddox for a 5-yard loss. He was declared inactive for three games, including at Ten. (9/22) due to an ankle injury and at Cin. (11/17) due to a thumb injury. In addition to recording three solo tackles at Pit. (9/29), McKinley blocked Todd Peterson's 24-yard field goal attempt in overtime. Two weeks later, he shared a blocked field goal with Anthony Henry at T.B. (10/13). He also registered four tackles (2 solo) and a career-best two passes defended against Tampa Bay.

2001: McKinley joined Cleveland after the Browns claimed him off waivers from Carolina on Aug. 29. He played seven games (0 starts) and recorded 12 tackles (8 solo) for the Browns. He spent the first four weeks of the season on Cleveland's practice squad before joining its active roster on Oct. 9. He was declared inactive for two games and did not play in three others. He made his Browns debut vs. Bal. (10/21). He returned to action at Bal. (11/18) and posted two tackles. Two weeks later, he made two stops vs. Ten. (12/2). He registered three tackles at G.B. (12/23) before posting a season-high four stops in the season finale at Pit. (1/6).

2000: Selected by Carolina in the fourth round (120th overall) of the 2000 NFL Draft, McKinley played seven games (0 starts) for the Panthers as a rookie. He compiled 17 tackles (11 solo) despite missing eight games with a sprained left medial collateral ligament. McKinley made his professional debut vs. S.F. (9/10) and made three tackles. He added two stops vs. Atl. (9/10) before suffering a sprained medial collateral ligament in the fourth quarter against the Falcons. He was declared inactive for the next eight games due to the knee injury. McKinley returned to action on *Monday Night Football* vs. G.B. (11/27). He contributed four tackles vs. K.C. (12/10) before posting a season-high five stops vs. S.D. (12/17).

COLLEGE: McKinley spent two seasons at Mississippi State University after transferring from Holmes Community College in Goodman, Miss. He totaled 91 career tackles, two sacks and a fumble recovery for Mississippi State. As a senior, he started 11-of-12 games at nose guard and totaled 56 tackles, two sacks and a fumble recovery for the Bulldogs. As a junior, he played in all 12 games, compiling 35 tackles. As a sophomore at Holmes Community College, McKinley registered 100 tackles. He played in four games as a freshman at Holmes.

PERSONAL: McKinley led Weir High School in Weir, Miss., to a pair of state titles during his prep career. He recorded 10 sacks as a senior. As a wide receiver, McKinley made 20 catches for 288 yards with 10 touchdowns. McKinley's brother, Dennis, was drafted as a fullback in the sixth round of the 1999 NFL Draft by the Arizona Cardinals and played in 58 career games (1 start), recording four catches for 27 yards for the Cardinals. McKinley majored in education psychology at MSU. Alvin Jerome McKinley was born on June 9, 1978, in Jackson, Miss., and resides in Phoenix.

McKINLEY'S REGULAR SEASON RECORD

Year	Club	G	S	UT	A	TT	S-Yds.	I-Yds.	PD	FF	FR	TD-Int.	TD-FR	S	Pts.
2000	Carolina	7	0	11	6	17	0-0	0-0	0	0	0	0	0	0	0
2001	Cleveland	7	0	8	4	12	0-0	0-0	0	0	0	0	0	0	0
2002	Cleveland	13	0	9	7	16	0-0	0-0	2	0	0	0	0	0	0
2003	Cleveland	9	0	12	17	29	0-0	0-0	1	0	0	0	0	0	0
2004	Cleveland	16	2	36	27	63	3-17	0-0	0	0	2	0	0	0	0
2005	Cleveland	16	16	50	36	86	5-38	0-0	0	1	0	0	0	0	0
2006	Cleveland	14	14	31	25	56	1-9	0-0	0	0	0	0	0	0	0
CAREER TOTALS		82	32	157	122	279	9-64	0-0	3	1	2	0	0	0	0

ADDITIONAL STATISTICS: Blocked a 35-yard field goal attempt by Jeff Reed at Pittsburgh (12/7/06). Blocked a 46-yard field goal attempt by Sebastian Janikowski at Oakland (12/18/05). Shared with Anthony Henry a blocked 45-yard field goal attempt by Martin Gramatica at Tampa Bay (10/13/02). Blocked a 24-yard field goal attempt by Todd Peterson in overtime at Pittsburgh (9/29/02).

McKINLEY'S POSTSEASON RECORD

Year	Club	G	S	UT	A	TT	S-Yds.	I-Yds.	PD	FF	FR	TD-Int.	TD-FR	S	Pts.
2002	Cleveland	1	0	5	3	8	1-5	0-0	1	0	0	0	0	0	0
CAREER TOTALS		1	0	5	3	8	1-5	0-0	1	0	0	0	0	0	0

McKINLEY'S SINGLE-GAME HIGHS

(Postseason in parentheses)

Sacks — 2 at Houston, 1/2/05 (1 at Pittsburgh, 1/5/03). **Sack yards** — 13 at Houston, 1/2/05 (5 at Pittsburgh, 1/5/03). **Interceptions** — None (none). **Interception return yards** — None (none).

McKINLEY'S MULTIPLE-SACK GAMES (1)

*denotes win (McKinley's teams are 1-0 when he records more than one sack in a game.)

Date	Opponent	S-Yds.
1/2/05	at Houston*	2-13



ADAM MEADOWS

6-5 • 290 • 9TH YR. • GEORGIA

BORN: Jan. 25, 1974, in Powder Springs, Ga.

HIGH SCHOOL: McEachern High School, Powder Springs, Ga.

ACQUIRED: Free Agent, 2006

NFL YEAR: 9th • **YEAR WITH BRONCOS:** 2nd

NFL GAMES PLAYED/STARTED: 106/99 • **POSTSEASON:** 3/3



TACKLE

MEADOWS AT A GLANCE:

- A ninth-year tackle with 102 career starts (inc. postseason) who joined the Broncos during their 2006 training camp after spending the 2004 and '05 seasons out of football.
- Spent his first seven professional seasons (1997-2003) with Indianapolis and competed in Carolina's 2004 training camp before he was placed on the reserve/retired list on Aug. 10, 2004.
- Started three games for the Broncos at right tackle midway through the 2006 season.
- Started on an Indianapolis offensive line that allowed the fewest sacks (190) in the NFL from 1997-2003.
- Helped the Colts' Edgerrin James lead the NFL in rushing during the 1999 and 2000 seasons.
- Blocked for Indianapolis quarterback Peyton Manning as he became the first player in NFL history to pass for more than 4,000 yards in four consecutive seasons (1999-2002).
- Started for four seasons at the University of Georgia.
- Joined the Broncos as a free agent on July 29, 2006.
- Selected by Indianapolis in the second round (48th overall) of the 1997 NFL Draft.

CAREER TRANSACTIONS: Signed by Indianapolis as a draft choice 7/8/97; Placed on injured reserve (shoulder) by Indianapolis 12/24/03; Released by Indianapolis 2/27/04; Signed by Carolina 3/9/04; Placed on reserve/retired list 8/10/04; Signed by Denver 7/29/06.



2006: Meadows, who joined the Broncos early in training camp as a free agent, started all three games he played for Denver. He became a starter at right tackle midway through the year in place of George Foster, but a hamstring injury forced him to be declared inactive for three games and not play in the last two contests of the season. Meadows was inactive for the first eight games before dressing for his first Broncos game vs. Ind.

(10/29). He made his Broncos debut as the starting right tackle at Oak. (11/12) in place of Foster. Meadows started on Thanksgiving at K.C. (11/23) but left late in the first quarter with a hamstring injury. He was inactive for the next three games due to the injury and dressed but did not play in the final two games of the season.

2005: Meadows spent the 2005 season out of football.

2004: Meadows spent the 2004 regular season out of football after competing in training camp with Carolina. He was placed on the reserve/retired list by the club on Aug. 10.

2003: Meadows played 12 games (5 starts) with Indianapolis, starting three games at right tackle and two at right guard. He did not play in the Colts' three playoff games. He played on an offensive line that yielded 18 sacks and blocked for Edgerrin James' 1,259 rushing yards. In Meadows' first start of the season at N.O. (9/28), the Colts scored 55 points and Peyton Manning threw for 314 yards and a team-record six touchdown passes.

2002: Meadows played 14 regular-season games (14 starts) and saw time in one playoff game for Indianapolis. He was inactive for two games (at Was. 10/27 and vs. Ten. 11/3) with a hip injury. He played on a line that helped Peyton Manning become the first quarterback in league history to record four consecutive 4,000-passing yard seasons as the Colts' signal caller threw for 4,200 yards.

2001: Meadows played 15 games (15 starts) at right tackle and was inactive vs. N.E. (10/21) with a hamstring injury. He was an integral part of an offensive line that helped the Colts lead the league with 10 individual 100-yard rushing performances.

2000: Meadows started all 16 games and the Colts' playoff game at Mia. (12/30) at right tackle. He contributed to the team allowing only 20 sacks, which tied the New York Jets for the fewest in the league and established the third-lowest single-season mark in Colts history. Edgerrin James accounted for a club-record 1,709 rushing yards and won the league's rushing title for the second consecutive season.

1999: Meadows started all 16 regular-season games and the Colts' playoff game vs. Ten. (1/16), contributing to an offensive line that allowed a league-low 14 sacks to set a franchise record. The offensive line also played an integral role in Edgerrin James becoming just the fifth rookie to lead the league in rushing yards (1,553 yds.) and posting 10 100-yard rushing games.

1998: Meadows started the Colts' first 14 games at right tackle before missing the last two contests with a left shoulder injury. The offensive line yielded only 22 sacks, the second-fewest total in the NFL and 40 fewer than the previous season. Meadows blocked for Marshall Faulk, who posted a league-high 2,227 total yards from scrimmage, including 1,319 rushing yards. The offensive line also blocked for rookie quarterback Peyton Manning, who threw for 3,739 yards and totaled four 300-yard passing games.

1997: Selected by Indianapolis in the second round (48th overall) of the 1997 NFL Draft, Meadows was the club's starting left tackle for all 16 games. He and Tarik Glenn became the Colts' first opening day rookie starters on the offensive line since 1984. Additionally, he and Glenn joined Ron Solt (1984), Duane Bickett (1985) and Marshall Faulk (1994) as the only 16-game rookie starters since the Colts moved from Baltimore in 1984.

COLLEGE: Meadows was a four-year starter at the University of Georgia, where he finished his career at left tackle. As a senior, the Bulldogs averaged 230.6 passing yards per game. During his junior campaign, Meadows started every game at split tackle and contributed to an offensive line that helped the team average 364.6 passing yards per game. As a sophomore, he started at tight tackle but switched to split tackle and helped the offense post a school-record 5,135 yards during the regular season. Meadows, who received the team's "Biggest Offensive Surprise" award as a redshirt freshman, opened the season as a tight end before switching to tight tackle, where he started the team's last seven games.

PERSONAL: Meadows lettered in football and basketball at McEachern High School in Powder Springs, Ga. He received a bachelor's degree in speech communications from Georgia. He is married to Courtney, and the couple has three daughters—Madeline, Hallie and Ella—and resides in Centennial, Colo. Jonathan Adam Meadows was born in Powder Springs, Ga., on Jan. 25, 1974.

MEADOWS' REGULAR SEASON RECORD

Year	Club	G	S
1997	Indianapolis	16	16
1998	Indianapolis	14	14
1999	Indianapolis	16	16
2000	Indianapolis	16	16
2001	Indianapolis	15	15
2002	Indianapolis	14	14
2003	Indianapolis	12	5
2004		OUT OF FOOTBALL	
2005		OUT OF FOOTBALL	
2006	Denver	3	3
CAREER TOTALS		106	99
BRONCOS TOTALS		3	3

ADDITIONAL STATISTICS: Miscellaneous tackles — 1997 (1), 1998 (1), 2000 (2), 2001 (2), 2002 (1), TOTAL (7). Fumble Recoveries — 2002 (1), TOTAL (1).

MEADOWS' POSTSEASON RECORD

Year	Club	G	S
1999	Indianapolis	1	1
2000	Indianapolis	1	1
2002	Indianapolis	1	1
2003	Indianapolis	0	0
CAREER TOTALS		3	3



EDDIE MOORE

6-1 • 235 • 4TH YR. • TENNESSEE

BORN: July 5, 1980, in Chattanooga, Tenn.
HIGH SCHOOL: South Pittsburg High School, South Pittsburg, Tenn.
ACQUIRED: Free Agent, 2007
NFL YEAR: 4th • **YEAR WITH BRONCOS:** 1st
NFL GAMES PLAYED/STARTED: 18/4

51

LINEBACKER

MOORE AT A GLANCE:

- A fourth-year linebacker who enters his first season with the Broncos after joining the club as a free agent in the offseason.
- Spent the 2006 campaign out of the NFL after working that offseason with Miami, where he played during his first three professional seasons.
- Started four of his 13 games played and ranked third on Miami with 12 special-teams stops in 2004, a year that marked his first full season after he spent his rookie campaign in 2003 on injured reserve with a left foot injury.
- Received second-team All-Southeastern Conference honors as a senior at the University of Tennessee after totaling 101 tackles as a 12-game starter.
- Joined the Broncos as a future-contract signee on Jan. 16, 2007.
- Selected by Miami in the second round (49th overall) of the 2003 NFL Draft.

CAREER TRANSACTIONS: Signed by Miami as a draft choice 7/25/03; Placed on injured reserve (left foot) by Miami 8/29/03; Placed on injured reserve (right knee) by Miami 12/28/04; Placed on injured reserve (right knee) by Miami 11/2/05; Waived by Miami 7/28/06; Signed by Denver to a future contract 1/16/07.



2006: Moore spent the regular season out of football after he was waived by Miami on July 28.

2005: Moore played five games (0 starts) for Miami before he was placed on injured reserve on Nov. 2 with a chondral defect in his right knee. He played exclusively on special teams in his five games of action with Miami.

2004: Moore played 13 games (4 starts) for Miami and totaled 34 tackles (20 solo), four passes defended and one fumble recovery. He also placed third on the club with 12 special-teams tackles and added one forced fumble and one recovered fumble on coverage units. He made his pro debut in the opener vs. Ten. (9/11) and played in the first seven games of the year. He made three stops on *Monday Night Football* at NYJ (11/1). He added three stops along with a fumble recovery on kick coverage vs. Ari. (11/7). Moore started at strongside linebacker at Sea. (11/21) when Morlon Greenwood replaced Junior Seau (pectoral) at weakside linebacker, and he made eight tackles against the Seahawks. At S.F. (11/28), he made three tackles before posting a career-high nine stops vs. Buf. (12/5). At Den. (12/12), he made eight tackles and recovered a fumble. He was inactive for the next two games before being placed on injured reserve with a right knee injury on Dec. 28.

2003: Selected by Miami in the second round (49th overall) of the 2003 NFL Draft, Moore spent his rookie season on injured reserve with a Lis-Franc type mid-foot injury (left foot) that he sustained in a preseason game. Dr. Robert Anderson performed the surgery on Aug. 11 at the Carolina Medical Center in Charlotte, N.C. Moore was placed on injured reserve on Aug. 29. He underwent a subsequent surgery on Dec. 10 to remove a stabilizing screw from his left foot that was inserted during the initial procedure.

COLLEGE: Moore played four seasons at the University of Tennessee and started for the Volunteers during his final two seasons. He played 46 career games (24 starts) and posted 219 tackles, six sacks, one interception, one fumble recovery, two forced fumbles and 13 passes defended. As a senior, he was a second-team All-Southeastern Conference choice after totaling 101 tackles and three sacks while starting all 12 games. As a junior, Moore led the Volunteers with 81 tackles as a 12-game starter.

PERSONAL: Moore rushed for 74 touchdowns during his prep career at South Pittsburg High School in South Pittsburg, Tenn. As a senior, he was named as Tri-State Super Player of the Year, Class A Offensive MVP and was a finalist for Class A Mr. Football honors as a two-way player at safety and running back. He

ran for 2,100 yards and 43 touchdowns that season. Moore also lettered in basketball and baseball. He majored in sociology and minored in business at Tennessee. He resides in Knoxville, Tenn., with his wife, Lori, and daughter Celentria, who was born Oct. 14, 1999. Eddie Deon Moore was born on July 5, 1980, in Chattanooga, Tenn.

MOORE'S REGULAR SEASON RECORD

Year	Club	G	S	UT	A	TT	S-Yds.	I-Yds.	PD	FF	FR	TD-Int.	TD-FR	S	Pts.
2003	Miami						INJURED RESERVE (LEFT FOOT)								
2004	Miami	13	4	20	14	34	0-0	0-0	4	0	1	0	0	0	0
2005	Miami	5	0	0	0	0	0-0	0-0	0	0	0	0	0	0	0
2006							OUT OF FOOTBALL								
CAREER TOTALS		18	4	20	14	34	0-0	0-0	4	0	1	0	0	0	0

ADDITIONAL STATISTICS: Special teams tackles — 2004 (12), TOTAL (12). Forced and recovered a fumble on special teams with Miami in 2004.



QUINCY MORGAN

6-1 • 215 • 7TH YR. • KANSAS STATE

BORN: Sept. 23, 1977, in Dallas
HIGH SCHOOL: South Garland High School, South Garland, Texas
ACQUIRED: Free Agent, 2006
NFL YEAR: 7th • **YEAR WITH BRONCOS:** 2nd
NFL GAMES PLAYED/STARTED: 86/53 • **POSTSEASON:** 2/1

11

WIDE RECEIVER

MORGAN AT A GLANCE:

- A seventh-year wide receiver who enters his second season with the Broncos after joining the club as a free agent early in the 2006 season.
- Owns 17 career touchdown catches along with a 25.0-yard average as a kickoff returner.
- Played his first three full professional seasons (2001-03) with Cleveland before joining Dallas in a trade in 2004 and signing with Pittsburgh as a free agent in 2005.
- Contributed to Denver's special teams in 2006, posting the NFL's second-best kickoff return average (min. 10 returns) during the final three weeks of the season with a 27.8-yard average.
- Ranked fifth in the AFC (8th in NFL) in 2005 with a 25.3-yard kickoff return average for Pittsburgh, which won Super Bowl XL that year.
- Started all 16 games for the Browns in 2002, posting a career and team-high 964 receiving yards with seven touchdowns while setting a personal best in receptions (56).
- Finished his two-year career at Kansas State University ranked sixth in school history with 106 catches and third with 2,173 receiving yards while earning consensus first-team All-Big 12 Conference honors as a senior.
- Transferred to Kansas State after playing at Blinn Community College in Brenham, Texas.
- Selected by Cleveland in the second round (33rd overall) of the 2001 NFL Draft.

CAREER TRANSACTIONS: Signed by Cleveland as a draft choice 7/23/01; Traded to Dallas 10/19/04; Released by Dallas 9/5/05; Signed by Pittsburgh 9/6/05; Placed on injured reserve (right ankle) by Pittsburgh 1/10/06; Released by Pittsburgh 9/2/06; Signed by Denver 9/18/06.



2006: Morgan joined the Broncos as a free agent on Sept. 18 and played seven games as the club's kickoff returner. He was inactive for seven games and was not with the club for its first two contests of the season. Morgan returned 17 kickoffs for 423 yards (24.9 avg.) with a 64-yard long. Among players with at least 10 returns over the last three weeks of the season, Morgan posted the league's second-best kickoff return average (27.8 yds.) during that span as he returned 12 kicks for 334 yards. In his Broncos debut, he returned one kickoff for 12 yards on *Sunday Night Football* at N.E. (9/24). He was inactive for the next seven games (Oct. 29 through Dec. 10). Morgan returned to his primary returner role and registered a season-high five returns for a career-best 154 yards at Ari. (12/17). In the third quarter against the Cardinals, Morgan broke a 64-yard return to set up a touchdown, and it marked Denver's longest kickoff return since 2003. Morgan's next kickoff return was a 38-yarder that set up another score. He returned four kickoffs for 130 yards (32.5 avg.), including a 46-yarder, in the regular-season finale vs. S.F. (12/31).

2005: Morgan played 16 games (0 starts) and one postseason contest for Super Bowl XL champion Pittsburgh. He placed fifth in the AFC (8th in NFL) with a kickoff return average of 25.3 yards as he amassed 583 yards on 23 returns with a career-long 74-yard return. Morgan also made nine catches for 150 yards

(16.7 avg.) with two touchdowns. He saw action as the primary kickoff returner as well as at wide receiver in an AFC Wild Card Game at Cin. (1/8), totaling two kickoff returns for 40 yards. He injured his right ankle in that contest, and the injury forced him to be placed on injured reserve on Jan. 10 and miss the remainder of the Steelers' championship run. He posted a pair of receptions for 33 yards vs. Jac. (10/16) and also began the overtime period with a career-long 74-yard kickoff return. On *Monday Night Football* vs. Bal. (10/31), Morgan caught two passes for 35 yards and returned a kickoff 59 yards. Against Cin. (12/4), Morgan hauled in a 25-yard touchdown and averaged 28.0 yards per kickoff return as he gained 84 yards on three returns.

2004: Morgan split the season between Cleveland and Dallas as he was traded to the Cowboys on Oct. 19 in exchange for wide receiver Antonio Bryant. He totaled 31 catches for 404 yards (13.0 avg.) with three touchdowns in 15 games (12 starts) for the year and added two kickoff returns for 25 yards. In the opener vs. Bal. (9/12), he hauled in a 46-yard touchdown that broke a tie in the third quarter and stood as the game-winning points in Cleveland's 20-3 win. He recorded a 10-yard touchdown catch vs. Cin. (10/17). Morgan was traded to Dallas for Bryant two days later and made his Cowboys debut at G.B. (10/24), catching four passes for a season-high 76 yards. He posted the team's longest reception of the season, a 53-yarder, before he was forced to leave the game in the fourth quarter with a right hamstring strain that forced him to miss the next two games. He paced the club with four catches for 42 yards at Bal. (11/21). On Thanksgiving Day vs. Chi. (11/25), Morgan made two catches for 22 yards. Against N.O. (12/12), he made three catches for 26 yards to go with a career-long 24-yard rush.

2003: In 16 games (15 starts) with Cleveland, he ranked fifth on the club with 38 receptions and third with 516 yards while placing second on the team with three touchdown catches. He added two kickoff returns for 67 yards (33.5 avg.) with a 47-yard long. Morgan posted three catches for 92 yards (30.7 avg.) with a 71-yard touchdown reception vs. Cin. (9/28). At Pit. (10/5), he hauled in four passes for 51 yards, including a 32-yarder, with two of his catches setting up touchdowns. At Oak. (10/12), he made three catches, including the 100th of his career on a 10-yard grab in the second quarter. Three games later, Morgan posted season highs in catches (5) and yards (116) vs. Ari. (11/16) as he and Andre Davis became the first Browns receiving duo to eclipse the 100-yard plateau in the same game since 1983. Morgan also hauled in a 68-yard touchdown against the Cardinals. Against Stl. (12/8), Morgan made a team-high four catches for 64 yards with a touchdown.

2002: In his second professional season, Morgan led Cleveland with 964 receiving yards and seven receiving touchdowns while placing third on the club with 56 catches. He ranked second in the league with a 17.2 yards per reception average, which was the highest by a Browns receiver since 1994. He posted 17 catches of 20-or-more yards and nine grabs of at least 30 yards. In his first playoff game, he caught two passes for 30 yards in an AFC Wild Card Game at Pit. (1/5). In the season opener vs. K.C. (9/8), Morgan posted career highs with nine catches for 151 yards with two touchdowns. Against Hou. (10/20), he led the team with seven catches for 81 yards, including a 25-yard touchdown. Against Pit. (11/3), he led the Browns with four catches for 98 yards, including a 31-yard touchdown and a 63-yard reception. At Cin. (11/17), he totaled 81 yards on five receptions. Morgan posted three catches for 118 yards with two touchdowns at Jac. (12/8). He hauled in a game-winning 50-yard "Hail Mary" on the game's final play to go with his 60-yard scoring catch in the third quarter against the Jaguars. He made three receptions for 90 yards, including a 78-yard touchdown on the game's first play from scrimmage, vs. Ind. (12/15).

2001: Selected by Cleveland in the second round (33rd overall) of the 2001 NFL Draft, Morgan played 16 games (10 starts) and placed third on the team with 30 catches and second on the club with 432 receiving yards (14.4 avg.) to go with two touchdown catches. He also returned seven kickoffs for 175 yards (25.0 avg.), including a 51-yarder. In his professional debut vs. Sea. (9/9), he made three catches for 46 yards. He made two receptions for 38 yards with his first touchdown grab (34 yds.) vs. Det. (9/23). Morgan registered a 36-yard scoring grab vs. Bal. (10/21). At Ten. (12/30), he posted a 78-yard scoring catch.

COLLEGE: Morgan played two seasons at Kansas State University, where he became the first player in school history to post two 1,000-yard receiving campaigns. He finished his career ranked sixth in school annals with 106 catches and third with 2,173 receiving yards while his 20.5 yard average was the best in school history. As a senior in 2000, Morgan earned All-America honors from *The Sporting News* and was a consensus first-team All-Big 12 Conference selection after hauling in 64 passes for 1,166 yards (18.2 avg.) with 14 touchdowns. His receiving yardage and touchdown catch totals both established new school standards for a single season. As a junior, he earned All-Big 12 accolades as he amassed 42 catches for 1,007 yards with nine touchdowns to set the school's single-season receiving average of 24.0 yards per catch. Morgan transferred to Kansas State from Blinn Community College in Brenham, Texas, where he helped the school to a Junior College National Championship in football. He enrolled in Kansas City Community College (Kansas) during the spring of 1998 and ran track.

PERSONAL: Morgan received all-conference, all-state, All-America and team MVP honors as a senior receiver at South Garland High School in South Garland, Texas. The *Dallas Morning News* recognized Morgan as an all-state performer as a junior, and he also earned all-state recognition as a sophomore. He majored in social science at Kansas State. He is married to Kali. Quincy Morgan was born on Sept. 23, 1977, in Dallas.

MORGAN'S REGULAR SEASON RECORD

Year	Club	RECEIVING						KICKOFF RETURNS					
		G	S	No.	Yds.	Avg.	LG	TD	No.	Yds.	Avg.	LG	TD
2001	Cleveland	16	10	30	432	14.4	78	2	7	175	25.0	51	0
2002	Cleveland	16	16	56	964	17.2	78t	7	0	0	0.0	—	0
2003	Cleveland	16	15	38	516	13.6	71t	3	2	67	33.5	47	0
2004	Dal./Cle.	15	12	31	404	13.0	53	3	2	25	12.5	19	0
2005	Pittsburgh	16	0	9	150	16.7	31t	2	23	583	25.3	74	0
2006	Denver	7	0	0	0	0.0	—	0	17	423	24.9	64	0
CAREER TOTALS		86	53	164	2,466	15.0	78t	17	51	1,273	25.0	74	0
BRONCOS TOTALS		7	0	0	0	0.0	—	0	17	423	24.9	64	0

Year	Club	RUSHING						SCORING					
		No.	Yds.	Avg.	LG	TD		TD	Tdr	Tdp	TDt	2pt	Pts.
2001	Cleveland	2	27	13.5	23	0		2	0	2	0	0	12
2002	Cleveland	3	7	2.3	11	0		7	0	7	0	0	42
2003	Cleveland	3	-4	-1.3	2	0		3	0	3	0	0	18
2004	Dal./Cle.	2	23	11.5	24	0		3	0	3	0	0	18
2005	Pittsburgh	0	0	0.0	—	0		2	0	2	0	0	12
2006	Denver	0	0	0.0	—	0		0	0	0	0	0	0
CAREER TOTALS		10	53	5.3	24	0		17	0	17	0	0	102
BRONCOS TOTALS		0	0	0.0	—	0		0	0	0	0	0	0

ADDITIONAL STATISTICS: Special teams tackles — 2001 (1), TOTAL (1). Miscellaneous tackles — 2001 (3), 2002 (1), 2004 (1), 2005 (1), TOTAL (6).

MORGAN'S POSTSEASON RECORD

Year	Club	RECEIVING						PUNT RETURNS						KICKOFF RETURNS					
		G	S	No.	Yds.	Avg.	LG	TD	No.	FC	Yds.	Avg.	LG	TD	No.	Yds.	Avg.	LG	TD
2002	Cleveland	1	1	2	30	15.0	15	0	0	0	0	0.0	—	0	0	0	0.0	—	0
2005	Pittsburgh	1	0	0	0	0.0	—	0	0	0	0	0.0	—	0	2	40	20.0	20	0
CAREER TOTALS		2	1	2	30	15.0	15	0	0	0	0	0.0	—	0	2	40	20.0	20	0

MORGAN'S SINGLE GAME HIGHS


(Postseason in parentheses)

Receptions — 9 vs. Kansas City, 9/8/02 (2 at Pittsburgh, 1/5/03). **Receiving yards** — 151 vs. Kansas City, 9/8/02 (30 at Pittsburgh, 1/5/03). **Longest reception** — 78t vs. Indianapolis, 12/15/02 (15, twice, last at Pittsburgh, 1/5/03). **Receiving touchdowns** — 2, twice, last at Jacksonville, 12/8/02 (none). **Kick returns** — 5 at Arizona, 12/17/06 (2 at Cincinnati, 1/8/06). **Kick return yards** — 154 at Arizona, 12/17/06 (40 at Cincinnati, 1/8/06). **Longest kick return** — 74 vs. Jacksonville, 10/16/05 (20 at Cincinnati, 1/8/06). **Kick return touchdowns** — None (none).

MORGAN'S 100-YARD RECEIVING GAMES (3)

*denotes win (Morgan's teams are 2-1 when he records 100 or more yards receiving in a game.)

Date	Opponent	Rec.	Yds.	Avg.	LG	TD
9/8/02	vs. Kansas City	9	151	16.8	44t	2
12/8/02	at Jacksonville*	3	118	39.3	60t	2
11/16/03	vs. Arizona*	5	116	23.2	68t	1



CHAD MUSTARD

6-6 • 277 • 4TH YR. • NORTH DAKOTA


BORN: Oct. 8, 1977, in Central City, Neb.

HIGH SCHOOL: Scotus Central Catholic High School, Columbus, Neb.

ACQUIRED: Free Agent, 2006

NFL YEAR: 4th • **YEAR WITH BRONCOS:** 2nd

NFL GAMES PLAYED/STARTED: 29/4



TIGHT END

MUSTARD AT A GLANCE:

- A fourth-year tight end in his second season with the Broncos who played 12 games and started the first four games of his career with the club in 2006.
- Competed on Cleveland's practice squad as a rookie in 2002 and saw time on the Browns' active roster during the 2003 and '04 seasons before spending 2005 out of the NFL.
- Played for NFL Europe's Rhein Fire during the spring of 2003.
- Played for the Omaha Beef of the National Indoor Football League in 2002, starting a total of 13 games (10 at wide receiver and 3 at guard) after going undrafted out of college.

- Attended the University of North Dakota on a basketball scholarship and played two seasons of football after his basketball eligibility expired.
- Entered the NFL with Cleveland as a practice-squad signer on Dec. 3, 2002.

CAREER TRANSACTIONS: Signed by Cleveland (practice squad) 12/3/02; Signed by Cleveland to a future contract 1/8/03; Waived by Cleveland 8/31/03; Signed by Cleveland (practice squad) 10/1/03; Signed by Cleveland (active roster) 10/11/03; Waived by Cleveland 11/4/03; Signed by Cleveland (practice squad) 11/6/03; Waived by Cleveland 9/5/04; Signed by Cleveland 9/21/04; Placed on injured reserve (left foot) 11/17/04; Waived by Cleveland 2/22/05; Signed by Carolina 8/11/05; Waived by Carolina 8/29/05; Signed by Denver to a future contract 1/3/06.



2006: In his first season with the Broncos, Mustard played 12 games (4 starts) and made two catches for 23 yards while serving primarily as a run-blocking tight end. Both of his catches came on Thanksgiving at K.C. (11/23). After playing in the season opener at Stl. (9/10), he returned a squibbed kickoff two yards in the home opener vs. K.C. (9/17). Mustard played on offense and special teams in every game leading up to Thanksgiving at K.C. (11/23) when he made two catches for 23 yards, including a career-long 14-yarder, against the Chiefs. During that span, he started four consecutive games: at Pit. (11/5), at Oak. (11/12), vs. S.D. (11/19) and at K.C. (11/23). Mustard was declared inactive for two games after sustaining a shoulder injury at Kansas City.

2005: Mustard competed in Carolina's training camp after the club signed him Aug. 11. The Panthers waived him Aug. 29, and he spent the duration of the regular season out of the NFL.

2004: Mustard played on offense and special teams in seven regular-season games (0 starts) for Cleveland, making one catch for nine yards and returning two kickoffs for 13 yards. He was waived by Cleveland on Sept. 5 and rejoined the club on Sept. 21. Mustard's season was ended early after suffering a left foot injury that forced the Browns to place him on injured reserve on Nov. 17. He made his season debut at NYG (9/26) and posted a 9-yard reception. He appeared in the next six games for the Browns, returning one kickoff nine yards vs. Cin. (10/17). In the game vs. Pit. (11/14), Mustard suffered his season-ending left foot injury.

2003: Mustard played 10 regular-season games (0 starts) for Cleveland, posting four receptions for 29 yards (7.3 avg.) and one kickoff return for six yards. He was waived by Cleveland at the end of training camp but rejoined the team's practice squad on Oct. 1. The Browns signed Mustard to their active roster on Oct. 11. He made his NFL debut vs. Oak. (10/12) and remained in the tight end rotation while also appearing on special teams vs. S.D. (10/19) and at N.E. (10/26). The Browns waived Mustard on Nov. 4 and signed him to the practice squad two days later. He spent a week on the practice squad before he was promoted to the active roster to fill the spot vacated when tight end Steve Heiden injured his ankle. He made two catches for 17 yards vs. Ari. (11/16) before posting two catches for 12 yards vs. Pit. (11/23).

2002: Mustard made 13 starts for the Omaha Beef of the National Indoor Football League, starting 10 games at wide receiver and three games at guard. He recorded 25 receptions for 246 yards (9.8 avg.) with 12 touchdowns for the club. Cleveland signed him to its practice squad on Dec. 4, and the tight end spent the remainder of the season on that unit. Mustard was allocated to NFL Europe by the Browns in the spring of 2003. He caught 16 passes for 167 yards (10.4 avg.) with one touchdown that year for the Rhein Fire.

COLLEGE: Mustard, who attended the University of North Dakota on a basketball scholarship, split his time playing football and basketball in college. He played 112 basketball games, finishing his career eighth on the school's all-time list with 1,568 points while adding 741 rebounds. As a senior, he led the Fighting Sioux to a 23-8 record and an NCAA Division II playoff appearance. He earned NABC/Oldsmobile third-team All-America accolades while receiving All-North Central Conference, district and regional honors for the second time. After his senior year of basketball, Mustard joined the football team for two seasons. In 2000, he played all 11 games and made eight catches for 146 yards with a touchdown in a reserve role. The following season, he appeared in 11 of 15 games. He contributed three catches for 90 yards in the team's playoff games, including a 62-yard touchdown grab against Pittsburgh State in the NCAA Division II quarterfinals. In 2001, he was a member of the UND team that won the NCAA Division II National Championship.

PERSONAL: Mustard graduated from Scotus Central Catholic High School in Columbus, Neb., where he lettered in football, basketball and track. Mustard earned a bachelor's degree in education from North Dakota. He taught at Omaha North High School in 2002 while out of the NFL. He is married to Kalli. Chad Mustard was born on Oct. 8, 1977, in Central City, Neb.

MUSTARD'S REGULAR SEASON RECORD

RECEIVING										SCORING					
Year	Club	G	S	No.	Yds.	Avg.	LG	TD	TD	TDr	TDp	TDrt	2pt	Pts.	
2002	Cleveland			PRACTICE SQUAD											
2003	Cleveland	10	0	4	29	7.3	12	0	0	0	0	0	0	0	
2004	Cleveland	7	0	1	9	9.0	9	0	0	0	0	0	0	0	
2005				OUT OF FOOTBALL											
2006	Denver	12	4	2	23	11.5	14	0	0	0	0	0	0	0	
CAREER TOTALS		29	4	7	61	8.7	14	0	0	0	0	0	0	0	
BRONCOS TOTALS		12	4	2	23	11.5	14	0	0	0	0	0	0	0	

ADDITIONAL STATISTICS: Kick returns — 2003 (1 for 6 yds.), 2004 (2 for 13 yds., 9-yd. LG), 2006 (1 for 2 yds.), TOTAL (4 for 21 yds., 5.3 avg., 9-yd. LG).

MUSTARD'S SINGLE GAME HIGHS

(Postseason in parentheses)

Receptions — 2, three times, last at Kansas City, 11/23/06 (none). **Receiving yards** — 23 at Kansas City, 11/23/06 (none). **Longest reception** — 14 at Kansas City, 11/23/06 (none). **Receiving touchdowns** — None (none).



CHRIS MYERS

6-4 • 300 • 3RD YR. • MIAMI

BORN: Sept. 15, 1981, in Miami

HIGH SCHOOL: Palmetto High School, Miami

ACQUIRED: Draft #6 (200th overall), 2005

NFL YEAR: 3rd • **YEAR WITH BRONCOS:** 3rd

NFL GAMES PLAYED/STARTED: 25/0 • **POSTSEASON:** 2/0

62

CENTER/GUARD

MYERS AT A GLANCE:

- A third-year center/guard who has played on special teams in each of the Broncos' last 27 games (regular season and postseason) entering the 2007 season.
- Began his rookie season on Denver's practice squad in 2005 before he was promoted to its active roster, seeing time in the club's final nine games that year.
- Started at both guard positions, right tackle and center as a three-year starter for the University of Miami, earning all-conference recognition in each of his final two seasons at the school.
- Started all 12 games at right tackle for Miami in 2004 and earned second-team All-Atlantic Coast Conference honors at that position.
- Credited with allowing only 4.5 total sacks in a span of 38 consecutive starts at Miami from 2002-04, including only one sack in 2003 for the lowest mark among the team's regulars.
- Selected by the Broncos in the sixth round (200th overall) of the 2005 NFL Draft.

CAREER TRANSACTIONS: Signed by Denver as a draft choice 7/28/05; Waived by Denver 9/3/05; Signed by Denver (practice squad) 9/4/05; Signed by Denver (active roster) 10/4/05.



2006: In his second season, Myers played on special teams only in all 16 games for the Broncos.

2005: Selected by the Broncos in the sixth round (200th overall) of the 2005 NFL Draft, Myers spent the first four weeks of the season on their practice squad before he was signed to the club's active roster on Oct. 4. He was inactive for the first three games but played the final nine regular-season contests and both playoff games on special teams. Myers made his NFL debut on special teams vs. Phi. (10/30).

COLLEGE: Myers was a three-year starter at the University of Miami, playing in a total of 45 games (38 starts) for his career. One of the Hurricanes' most versatile linemen, Myers started at both guard positions, right tackle and center and finished his career earning all-conference recognition as a junior and senior. He was a second-team All-Atlantic Coast Conference selection in his final year at Miami, starting all 12 games at right tackle for the Peach Bowl champions and concluding his career by starting his final 38 games played. He was projected to be the team's starter at right guard as a senior but moved outside to right tackle in August practices when Rashad Butler was injured. He was credited with giving up only 2.5 sacks all year along with 62 knock-downs. As a junior, he was named second-team All-Big East Conference and started all 13 games (10 at left guard and 3 at center). In his first year as a starter in 2002, he had a breakout season as he started all 13 games at right guard to help quarterback Ken Dorsey and running back Willis McGahee set several school and national records as the team advanced to the Fiesta Bowl against Ohio State to decide the national championship. As a redshirt freshman, Myers played seven games (0 starts) as a reserve lineman.

PERSONAL: Myers, who did not begin playing football until 10th grade, was an all-state offensive lineman as well as a *Miami Herald* Class 6A-5A all-Dade and all-state selection as a senior at Palmetto High School in Miami. He was listed as one of Florida's top prep players by recruiting analyst Bill Buchalter of the *Orlando Sentinel* and was named the No. 6 offensive lineman in the state by the *Florida Times-Union* on its Super 75 list. Myers played in the prestigious Florida vs. California All-Star game. He also won the NFL's Punt, Pass and Kick Competition. He is the nephew of former Hurricanes football player Dennis Kelleher, who was a tight end for UM in the late 1980s. Myers graduated with a bachelor's degree from Miami and studied history, political science and sports administration. His dad, Christopher, studied architecture at Miami, and his grandfather was a longtime NFL referee. He splits residence between Denver and Miami in the offseason. Chris Myers was born Sept. 15, 1981, in Miami.

MYERS' REGULAR SEASON RECORD

Year	Club	G	S
2005	Denver	9	0
2006	Denver	16	0
CAREER TOTALS		25	0

MYERS' POSTSEASON RECORD

Year	Club	G	S
2005	Denver	2	0
CAREER TOTALS		2	0



TOM NALEN

6-3 • 286 • 14TH YR. • BOSTON COLLEGE

BORN: May 13, 1971, in Boston

HIGH SCHOOL: Foxboro High School, Foxboro, Mass.

ACQUIRED: Draft #7c (218th overall), 1994

NFL YEAR: 14th • **YEAR WITH BRONCOS:** 14th

NFL GAMES PLAYED/STARTED: 189/183 • **POSTSEASON:** 13/13



CENTER

NALEN AT A GLANCE:

- A 14th-year center whose five Pro Bowl selections (1997-2000, '03) are the most by an offensive lineman in Broncos history.
- Helped Denver post the most rushing yards (27,174) as well as the most individual 1,000-yard rushing seasons (11) and 100-yard games (88) in the NFL since 1995.
- Started for a Broncos team that has allowed the third-fewest sacks (363) in the NFL since 1995.
- Enters 2007 ranked second in Broncos history in career starts (183) and fourth in games played (189), totals that are both the most in franchise annals among offensive linemen.
- Worked as a starter on Denver's back-to-back Super Bowl champion teams from 1997-98 and has started 13 career postseason games, which tie for the third-highest total in team history.
- Helped Terrell Davis in 1998 become just the fourth player in NFL history to rush for more than 2,000 yards in a season (2,008 yds.) and blocked for two Associated Press NFL Offensive Rookie of the Year winners (Clinton Portis in 2002 and Mike Anderson in 2000).
- Cleared the way in 2006 for the Broncos' sixth different 1,000-yard rusher (Tatum Bell, 1,025 yds.) since he became a starter in 1995.
- Contributed to an offensive line that blocked for the franchise's second-best single-season rushing total (2,539 yds.) in 2005.
- Played every offensive snap in 2004 on a line that set a franchise record by giving up only 15 sacks, shattering the previous best of 22 sacks set in 1971, to rank third in the NFL.
- Anchored Denver's 2003 offensive line that paved the way for the team to gain a franchise-record 2,629 rushing yards and secured numerous individual honors that year, including Pro Bowl, Associated Press first-team All-Pro and NFL Offensive Lineman of the Year accolades.
- Rebounded from a torn anterior cruciate ligament in his left knee that forced him to miss the final nine games of the 2002 season and ended a consecutive games played/started streak of 115 games that dated back to the 1995 season.
- Started all 16 games in 10 different seasons, including during each of the last four years.
- Selected by the Broncos in the seventh round (218th overall) of the 1994 NFL Draft after a stellar career at Boston College, where he was a three-year starter.

CAREER TRANSACTIONS: Signed by Denver as a draft choice (1994); Waived by Denver 9/2/94; Signed by Denver (practice squad) 9/6/94; Signed by Denver (active roster) 10/7/94; Placed on injured reserve (left knee) by Denver 10/23/02.



SACKS ALLOWED SINCE 1995

Since Tom Nalen became a starter in 1995, Denver has allowed the third-fewest sacks (363) in the NFL.

FEWEST SACKS ALLOWED IN THE NFL, 1995-2006

Team	Att.	Sacks	Yds.	Pct.
1. Indianapolis	6,834	331	2,117	4.8
2. Green Bay	7,202	341	2,284	4.7
3. Denver	6,604	363	2,462	5.5
4. Kansas City	6,607	367	2,383	5.6
5. Miami	6,697	378	2,512	5.6

2006: Nalen was one of three Broncos (Cooper Carlisle and Ben Hamilton) to start all 16 games and play all 1,002 offensive snaps, starting all 16 games for the 10th time in his career. Selected as an All-Pro by *Sports Illustrated* (Dr. Z), Nalen has now played all 3,191 offensive snaps during the past three seasons. The 13th-year pro helped Tatum Bell eclipse the 1,000-yard plateau for the first time in the running back's career (1,025 yds.), marking Denver's sixth different 1,000-yard back under Nalen (since 1995). He moved into fourth place on the team's career games played list (189) and into second place on the team's games started list (183). He passed Dennis Smith for the fifth-most starts (171) in Broncos history on *Monday Night Football* vs. Bal. (10/9). The offensive line was vital to the Broncos churning a season-high 227 rushing yards vs. Ind. (10/29). The 227-yard outing was highlighted by the first 100-yard outing for rookie rusher Mike Bell, who amassed 136 yards, including 135 in the second half. Nalen moved into a tie for fourth with Tom Jackson and Barney Chavous on the Broncos' all-time games started list with his 177th on *Sunday Night Football* vs. S.D. (11/19) before tying for third on that list (Billy Thompson) with his 178th start on Thanksgiving at K.C. (11/23). He passed Thompson to move into sole possession of second on that list with his 179th start on *Sunday Night Football* vs. Sea. (12/3), a game that marked the first professional action of Jay Cutler's career.

2005: In addition to helping the Broncos to one of their finest offensive seasons in franchise history, Nalen ascended to sixth place on the team's all-time games started list (167) by starting all 16 regular-season games in 2005. Selected as an All-Pro by *Sports Illustrated* (Dr. Z), Nalen also started both postseason contests to move into a tie for third place in Broncos history for career playoff starts (13). Nalen anchored an offensive line that helped the club rank second in the NFL in rushing (158.7 ypg.), producing 2,539 rushing yards that marked the second-highest single-season total in franchise history. The Broncos became the third team in league history to have two 900-yard rushers (Mike Anderson and Tatum Bell), a 3,000-yard passer (Jake Plummer) and a 1,000-yard receiver (Rod Smith) in the same season. The offensive line allowed the third-fewest sacks (23) in both the league and in team history in 2005 and earned a franchise-best 145 rushing first downs. On *Monday Night Football* vs. K.C. (9/26), the Broncos' rushing attack amassed 221 yards while Nalen anchored an offensive line that allowed only one sack. Against N.E. (10/16), Bell recorded the team's third consecutive individual 100-yard rushing performance (114 yds.) in a game in which Denver allowed one sack. In Denver's game vs. Phi. (10/30), the Broncos became the first team in NFL history to have two 100-yard rushers (Anderson and Bell) and a 300-yard passer (Plummer) in the same game as part of the team's 564-yard, 49-point explosion. Denver's yardage output and point total were both the second-highest in team history for a game.

2004: Nalen was Denver's starting center for all 16 regular-season games and did not miss a snap on a line that set a franchise record by giving up only 15 sacks, shattering the previous best of 22 sacks set in 1971, to rank third in the NFL. The offensive line did not surrender a sack in eight contests and blocked for a 100-yard rusher in eight different games, helping to produce a 100-yard rushing game by a Bronco in six-of-seven contests midway through the year. Despite season-ending injuries to the Broncos' top two running backs early in the season, Denver totaled the franchise's sixth-best single-season rushing total (2,333 yds.) behind the strong play of its offensive line. In starting all 16 games, Nalen tied for eighth all time in most career starts by a Bronco (151) and tied Billy Bryan (1977-88) for the most starts by a center in team annals. Nalen was the Broncos' starting center in their AFC Wild Card Game at Ind. (1/9). He started vs. K.C. (9/12) and was part of a blocking effort that paved the way for Quentin Griffin to set a franchise record for most rushing yards in a season opener with a game-high 156 yards with two touchdowns. He anchored the Broncos' offensive line vs. Car. (10/10) as it blocked for Reuben Droughns during his 193-yard rushing effort, which marked the ninth-highest single-game rushing total by a Bronco in franchise history. Nalen was part of franchise history vs. Atl. (10/31) in protecting Jake Plummer as he recorded the most passing yards in a single game in team history (ninth in NFL history) with 499 yards.

NALEN RANKS FIRST IN STARTS BY DENVER OFFENSIVE LINEMEN

MOST GAMES STARTED, BRONCOS HISTORY

Player	Pos.	Starts	Years
1. John Elway	QB	231	1983-98
2. Tom Nalen	C	183	1994-2006
3. Billy Thompson	DB	178	1969-81
4. Tom Jackson	LB	177	1973-86
Barney Chavous	DE	177	1973-85
6. Dennis Smith	S	170	1981-94

NALEN KEY TO DENVER'S DOMINANT RUSHING ATTACK

Since becoming a starter in 1995, center Tom Nalen has helped Denver rush for the most yards (27,174) and record the most individual 100-yard rushing games (88) in the NFL.

MOST RUSHING YARDS, NFL, 1995-2006

Team	Att.	Yds.	Avg.	TDs	Ypg.
1. Denver	6,036	27,174	4.5	210	141.5
2. Pittsburgh	6,277	25,964	4.1	190	135.2
3. Kansas City	5,746	24,626	4.3	237	128.3
4. San Francisco	5,494	23,812	4.3	179	124.0
5. Jacksonville	5,546	23,412	4.2	192	121.9

MOST IND. 100-YARD GAMES, NFL, 1995-2006

Team	100-Yd. Gms.
1. Denver	88
2. Pittsburgh	78
3. Indianapolis	67
4. Seattle	63
5. Dallas	60
Kansas City	60

2003: Nalen—voted to his fifth Pro Bowl; named All-NFL by the Associated Press; named All-NFL and All-AFC by *Pro Football Weekly*; named NFL Offensive Lineman of the Year by the NFL Alumni and the Broncos' nominee for the Ed Block Courage Award—started at center in all 16 regular-season games. He helped the Broncos rush for a franchise-record 2,629 yards while tying for the fourth-fewest sacks allowed (25) in team history. Nalen started at center in the Broncos' AFC Wild Card Game at Ind. (1/4). Against Det. (9/28), he left the game in the fourth quarter after suffering an injury to his right ankle.

2002: Nalen started the first seven games of the season at center before being placed on injured reserve Oct. 23. He underwent surgery to repair a torn anterior cruciate ligament in his left knee Nov. 5 at the Steadman-Hawkins Clinic in Vail, Colo. Nalen suffered the injury with three minutes remaining in regulation at K.C. (10/20). Although he missed the final nine games of the season, his efforts early in the year helped Clinton Portis rush for 1,508 yards to earn NFL Offensive Rookie of the Year honors (Associated Press).

2001: Nalen started all 16 games at center for the Broncos and played at a high level as he ran his streak of consecutive starts to 108 contests.

2000: Nalen started at center in all 16 regular-season games and was named All-NFL by the Associated Press for the second consecutive year, garnering first-team honors after a second-team showing the previous season. He also was voted to his fourth consecutive Pro Bowl, the most by an offensive lineman in franchise history. Tackle Gary Zimmerman set the previous standard with three consecutive selections (1994-96). Nalen was named All-Pro by *USA Today*, *Sports Illustrated*, *The Sporting News* and *Football Digest*, and he earned second-team honors from *College & Pro Football Newsweekly* as well as All-AFC kudos from *Pro Football Weekly* and *Football News*. Nalen also started at center in an AFC Wild Card Game at Bal. (12/31). Nalen blocked for running back Mike Anderson as he posted the fifth-best rushing total by a rookie in NFL history—1,487 yards—on the way to earning NFL Offensive Rookie of the Year honors from the Associated Press. The line limited opponents to just 30 sacks. Following the year, he underwent surgery to repair a hernia.

1999: Nalen started at center for the Broncos in all 16 regular-season games and was selected to his third consecutive Pro Bowl—first as a starter—while also garnering first-team All-NFL honors from *Football Digest* and *The Sporting News* as well as second-team honors from the Associated Press. Nalen underwent successful surgery on his right knee Jan. 5 but was unable to play in the Feb. 6, 2000, Pro Bowl.

1998: Nalen—selected All-NFL by *USA Today*—started at center in all 16 regular-season games for Denver and was voted to play in the Pro Bowl for the second consecutive season. He played an integral role on an outstanding offensive line that allowed just 25 sacks—the third-lowest total for a full season in franchise history and the lowest since 1971—while paving the way for only the fourth 2,000-yard rusher in NFL history (Terrell Davis-2,008 yds.) and the league's second-ranked rushing attack at 154.3 yards per game. Nalen started at center in all three postseason games and helped pave the way for a rushing attack that averaged 183 yards per game as Denver won Super Bowl XXXIII with a 34-19 win vs. Atl. (1/31) at Pro Player Stadium in Miami.

1997: Nalen started all 16 regular-season games at center for the Broncos and had a breakout season, being selected to his first Pro Bowl and earning second-team All-NFL honors from *College & Pro Football Newsweekly*. He provided not only youth but also tremendous talent to a veteran offensive line regarded among

NALEN CLEARS THE WAY FOR 11 1,000-YARD RUSHING SEASONS

Below is a look at the 11 individual 1,000-yard rushing seasons Tom Nalen has helped Denver achieve since 1995.

BRONCOS INDIVIDUAL 1,000-YARD RUSHING SEASONS SINCE 1995

Year	Player	Att.	Yds.	Avg.	LG	TDs
1995	Terrell Davis	237	1,117	4.7	60t	7
1996	Terrell Davis	345	1,538	4.5	71t	13
1997	Terrell Davis	369	1,750	4.7	50t	15
1998	Terrell Davis	392	2,008	5.1	70	21
1999	Olandis Gary	276	1,159	4.2	71	7
2000	Mike Anderson	297	1,487	5.0	80t	15
2002	Clinton Portis	273	1,508	5.5	59	15
2003	Clinton Portis	290	1,591	5.5	65t	14
2004	Reuben Droughns	275	1,240	4.5	51t	6
2005	Mike Anderson	239	1,014	4.2	44t	12
2006	Tatum Bell	233	1,025	4.4	51	2

NALEN KEY TO DENVER GROUND GAME

Center Tom Nalen has helped the Broncos to 11 individual 1,000-yard rushing seasons since becoming a starter in 1995, and that total is the best in the NFL.

MOST INDIVIDUAL 1,000-YARD RUSHING SEASONS, NFL, 1995-2006

Team	1,000-Yd. Seasons
1. Denver	11
2. Indianapolis	10
3. New York Jets	9
Seattle	9

the league's best. In the postseason, Nalen started at center in all four games as part of an offensive line that allowed Denver to control games with its rushing attack. The Broncos averaged 187 rushing yards per game in the postseason, and the offensive line was named NFL Offensive Player of the Week for Denver's AFC Wild Card Game win vs. Jac. (12/27). Nalen, starting at center, played an integral role in the offensive unit piling up club postseason records of 511 total yards and 42 points in Denver's win over the Jaguars. The line played a key role in Terrell Davis earning MVP honors in Super Bowl XXXII with 157 rushing yards and three rushing scores in the team's win vs. G.B. (1/25) at Qualcomm Stadium in San Diego. He made his first career pass reception at Oak. (10/19), catching a John Elway pass for a loss of one yard after it was batted at the line of scrimmage by the Raiders' Chester McGlockton. The Broncos' offense set a team record by scoring 472 points during the season and led the NFL in total offense (367 ypg.) for the second consecutive year while posting the AFC's best mark for the third consecutive year. Nalen was part of a unit that powered Broncos running backs to 15 individual 100-yard rushing performances over the 20-game regular and postseason slate.

1996: Nalen started all 16 regular-season games at center, playing a key role on a unit that cleared the way for AFC rushing leader Terrell Davis (1,538 yds.) and allowed just 31 sacks. He suffered a partial tear of his medial collateral ligament early in Denver's game at Min. (11/24) and was listed as questionable vs. Sea. (12/1) but did start. He also started Denver's lone playoff contest, an AFC Divisional Playoff Game vs. Jac. (1/4). The Broncos rushed for more than 100 yards in a game on 10 occasions during the 1996 season and topped the 200-yard mark on four of those occasions. The Broncos' offense averaged an NFL-best 361.9 yards per game.

1995: Nalen started 15 of the Broncos' 16 games, missing his only game at S.D. (9/24) while recovering from arthroscopic surgery to repair a lateral meniscus tear in his left knee suffered vs. Was. (9/17). He underwent surgery at the Steadman-Hawkins Clinic in Vail, Colo., on Sept. 18, and was expected to miss three-to-four weeks but returned to his starting position at Sea. (10/1). Behind the blocking of Nalen and the rest of the offensive line, Denver was able to rush for more than 100 yards in a game 11 times during the 1995 regular season and produced a 1,000-yard rusher in rookie Terrell Davis (1,117 yds.).

1994: Selected by the Broncos in the seventh round (218th overall) of the 1994 NFL Draft, Nalen played seven games for Denver, including a start at left guard in his first NFL appearance at the L.A. Rams (11/6). Nalen continued to make appearances on the offensive line during the rest of the season. He was waived just before the start of the regular season but re-signed with the club's practice squad Sept. 6. He was signed to the active roster the week of the Rams' game in November to start in place of injured lineman Jon Melander.

COLLEGE: Nalen was a three-year starter at Boston College, earning numerous honors that included third-team Associated Press All-America, second-team All-Big East Conference and first-team ECAC citations. He closed out his outstanding college career with appearances in the East-West Shrine and Senior Bowl games. As a senior, Nalen was an honorable mention All-American and All-Big East second-team pick by *The Poor Man's Guide to the NFL Draft*, starting all year and leading the way as the Eagles ranked fourth in the nation in total offense (506.4 yards per game). Nalen's blocking was a key factor in the Boston College upset win against Notre Dame in South Bend, Ind. Nalen started every game from 1991-93 after serving as the team's deep-snapper, backup center and then starting center for the last three games in 1990.

PERSONAL: A native of Foxboro, Mass., Nalen lettered three times each in football and basketball and twice in track at Foxboro High School in Foxboro. He was an All-Hockomock League and all-state selection by the *Boston Globe*, *Boston Herald*, *Sun Chronicle* and *Patriot Ledger*. Additionally, he was named the state's Lineman of the Year following an outstanding senior season. Nalen, who served as the captain of his high school's football and basketball teams, led the football team to a pair of Division III titles and also played in the Shriners All-Star Game. An all-conference and team MVP in basketball, he was named to the Academic All-State team by the Massachusetts Basketball Coaches Association. Nalen earned a bachelor's degree in accounting from Boston College. He and his wife, Denise, have two daughters (Delaney and Ainsley) and a son (Kyle). The family resides in Littleton, Colo. Thomas Andrew Nalen was born May 13, 1971, in Boston.

NALEN AMONG GREATEST BRONCOS LINEMEN

BRONCOS OFFENSIVE LINEMEN TO EARN PRO BOWL BERTHS

Player	Pos.	Pro Bowls	Year(s) Selected
1. Tom Nalen	C	5	1997-2000, '03
2. Gary Zimmerman	T	3	1994-96
3. Tony Jones	T	1	1998
Mark Schlereth	G	1	1998

NALEN'S REGULAR SEASON RECORD


Year	Club	G	S
1994	Denver	7	1
1995	Denver	15	15
1996	Denver	16	16
1997	Denver	16	16
1998	Denver	16	16
1999	Denver	16	16
2000	Denver	16	16
2001	Denver	16	16
2002	Denver	7	7
2003	Denver	16	16
2004	Denver	16	16
2005	Denver	16	16
2006	Denver	16	16
CAREER TOTALS		189	183

ADDITIONAL STATISTICS: Caught a tipped pass from John Elway for a 1-yard loss at Oakland (10/19/97). Miscellaneous tackles — 1996 (3), 1997 (2), 1998 (1), 1999 (1), 2000 (1), 2001 (3), 2002 (2), 2004 (4), 2005 (1), 2006 (1), TOTAL (19).

NALEN'S POSTSEASON RECORD

Year	Club	G	S
1996	Denver	1	1
1997	Denver	4	4
1998	Denver	3	3
2000	Denver	1	1
2003	Denver	1	1
2004	Denver	1	1
2005	Denver	2	2
CAREER TOTALS		13	13

ADDITIONAL STATISTICS: Miscellaneous tackles — 2005 (2), TOTAL (2).



DOUG NIENHUIS

6-6 • 307 • 2ND YR. • OREGON STATE

BORN: Feb. 16, 1982, in Irvine, Calif.

HIGH SCHOOL: Woodridge High School, Irvine, Calif.

ACQUIRED: Free Agent, 2006

NFL YEAR: 2nd • **YEAR WITH BRONCOS:** 1st

NFL GAMES PLAYED/STARTED: 7/0

71

TACKLE

NIENHUIS AT A GLANCE:

- A second-year tackle who was signed to the Broncos' practice squad midway through the 2006 season and spent the remainder of the year on that unit.
- Saw time on Houston's practice squad early in 2006 after competing in the New York Jets' training camp to begin the year.
- Played on special teams only in seven games as a rookie for the New York Jets in 2005 after they signed him from Seattle's practice squad on Oct. 31, 2005.
- Played 47 career games at Oregon State University, posting 38 consecutive starts at right tackle and receiving first-team All-Pacific-10 Conference honors as a senior.
- Joined the Broncos as a practice-squad signee on Oct. 24, 2006.
- Selected by Seattle in the seventh round (254th overall) of the 2005 NFL Draft.

CAREER TRANSACTIONS: Signed by Seattle as a draft choice 6/22/05; Waived by Seattle 9/3/05; Signed by Seattle (practice squad) 9/5/05; Signed by N.Y. Jets from Seattle's practice squad 10/31/05; Waived by N.Y. Jets 9/2/06; Signed by Houston (practice squad) 9/12/06; Released by Houston 10/9/06; Signed by Denver (practice squad) 10/24/06.

2006: Nienhuis competed in training camp with the New York Jets before he was waived on Sept. 2. Houston signed him to its practice squad on Sept. 12 but released him on Oct. 9. He spent the next two weeks out of football before Denver signed him to its practice squad on Oct. 24, and the tackle competed with that group for the remainder of the season. He was allocated to the Frankfurt Galaxy of NFL Europa after the year but spent the season on that club's injured reserve list.


2005: Selected by Seattle in the seventh round (254th overall) of the 2005 NFL Draft, Nienhuis started the season on the Seahawks' practice squad before signing with the New York Jets' active roster on Oct. 31. He was inactive for the team's contest vs. S.D. (11/6). He made his professional debut at Car. (11/13) on the field goal protection unit, seeing his first of seven games played as a rookie. He dressed but did not play at Den. (11/20). Nienhuis saw action on special teams for the remainder of the season.

COLLEGE: Nienhuis played 47 career games at Oregon State University, including 38 consecutive starts at right tackle. He assumed a starting role as a sophomore and remained a starter for the balance of the collegiate career. He had the distinction of blocking for the school's top two career rushers in Ken Simonton and Steven Jackson. He earned first-team All-Pac-10 Conference accolades as a senior, helping the Beavers average 307 passing yards and 27 points per game. During his junior season, Nienhuis was a second-team All-Pac-10 selection in helping the team averaging 463 yards of offense per game.

PERSONAL: Nienhuis was named first-team All-Sea View League as a junior and senior at Woodridge High School in Irvine, Calif. The *Orange County Register* and *Los Angeles Times* named Nienhuis to their all-county teams. He also earned three letters in basketball as a center and one in volleyball as a middle blocker. He majored in photography at Oregon State. Doug Nienhuis was born on Feb. 16, 1982, in Irvine, Calif.

NIENHUIS' REGULAR SEASON RECORD

Year	Club	G	S
2005	NYJ/Sea.	7	0
2006	Den./Hou.	PRACTICE SQUAD	
CAREER TOTALS		7	0



PRESTON PARSONS

6-4 • 235 • 3RD YR. • NORTHERN ARIZONA

BORN: Feb. 19, 1979, in Portland, Ore.

HIGH SCHOOL: Jesuit High School, Portland, Ore.

ACQUIRED: Free Agent, 2006

NFL YEAR: 3rd • **YEAR WITH BRONCOS:** 1st

NFL GAMES PLAYED/STARTED: 0/0

5

QUARTERBACK

PARSONS AT A GLANCE:

- A third-year quarterback who spent his first year with the Broncos in 2006 on their practice squad for the entire campaign.
- Spent the 2004-05 regular seasons out of the NFL after competing in Houston's training camp in 2005 and working with Arizona during the 2004 offseason.
- Served as the third quarterback with Arizona for all 32 regular-season games during his first two professional seasons from 2002-03.
- Earned honorable mention All-America honors from *Football Gazette* and honorable mention All-Big Sky Conference accolades as a senior at Northern Arizona University.
- Concluded his collegiate career ranked seventh on NAU's all-time lists for passing yards (4,677), passing attempts (670) and completions (378).
- Entered the NFL with Arizona as a college free agent on May 3, 2002.

CAREER TRANSACTIONS: Signed by Arizona as a college free agent 5/3/02; Waived by Arizona 6/11/04; Signed by Houston to a future contract 1/6/05; Waived by Houston 9/4/05; Signed by Denver to a future contract 1/3/06; Waived by Denver 9/2/06; Signed by Denver (practice squad) 9/3/06.

2006: Parsons joined the Broncos as a future-contract signee on Jan. 3. He was waived by the Broncos on Sept. 2 but signed with the club's practice squad the following day and spent the year with that group.

2005: After competing in Houston's training camp, Parsons was waived on Sept. 4 and spent the season out of the NFL.

2004: Parsons spent the year out of the NFL after Arizona waived him on June 11.

2003: Parsons served as Arizona's third quarterback for all 16 regular-season games.

2002: Parsons served as Arizona's third quarterback for all 16 regular-season games.


COLLEGE: Parsons concluded his collegiate career at Northern Arizona University ranked seventh on the school's all-time lists for passing yards (4,677), passing attempts (670) and completions (378). He also equaled Mike Mendoza for sixth place in career touchdown passes with 29. As a senior, Parsons led NAU to the I-AA playoffs and earned All-America honorable mention recognition from *Football Gazette* and honorable

mention All-Big Sky Conference accolades. He started all 11 games for the Lumberjacks that year as well as the NCAA I-AA playoff game at Sam Houston State in which he established career highs with 320 yards on 19-of-41 passing (46.3%) with four touchdowns. For the season, he completed 171-of-296 passes (57.8%) for 2,267 yards with a career-high 19 touchdowns that tied for eighth on the school's all-time chart. He threw only three interceptions during the season and had a streak of 158 attempts without one broken at Sacramento State. During his junior campaign, Parsons played all 11 games, starting the first nine, and completed 185-of-340 attempts for 2,116 yards (54.4%), nine touchdowns and 10 interceptions. As a sophomore, Parsons saw action as a quarterback for three games. He also punted, averaging 40 yards per punt that year.

PERSONAL: Parsons received prep All-America honors from *USA Today* after his senior season at Jesuit Catholic High School in Portland, Ore., where he completed 61 percent of his passes for 1,669 yards. He also contributed 804 rushing yards as a senior. Parsons, who earned three letters in football, lettered twice in basketball and once each in baseball and golf. Parsons' brother, Tyson, was a quarterback at Portland State. He majored in communications at Northern Arizona. Parsons joined Jay Cutler and several offensive linemen for a fishing trip in Costa Rica during the 2007 offseason. Preston Thomas Parsons, who is married to Marsee, was born on Feb. 19, 1979, in Portland, Ore., and resides in Parker, Colo.

PARSONS' REGULAR SEASON RECORD

Year	Club	G	S	Att.	Comp.	Pct.	PASSING		TD	% Int.	% LG	Sack/Yds.	Rtg.
							Yds.	Yds./Att.					
2002	Arizona	0	0	0	0	0.0	0	0.00	0	0/0	0	0/0	0.0
2003	Arizona	0	0	0	0	0.0	0	0.00	0	0/0	0	0/0	0.0
2004							OUT OF FOOTBALL						
2005							OUT OF FOOTBALL						
2006	Denver	0	0	0	0	0.0	PRACTICE SQUAD						
CAREER TOTALS		0	0	0	0	0.0	0	0.00	0	0/0	0	0/0	0.0



KARL PAYMAH

6-0 • 200 • 3RD YR. • WASHINGTON ST.

BORN: Nov. 29, 1982, in Boston

HIGH SCHOOL: Culver City High School, Culver City, Calif.

ACQUIRED: Draft #3a (76th overall), 2005

NFL YEAR: 3rd • **YEAR WITH BRONCOS:** 3rd

NFL GAMES PLAYED/STARTED: 29/0 • **POSTSEASON:** 2/0

41

CORNERBACK

PAYMAH AT A GLANCE:

- A third-year cornerback who has developed into one of Denver's top special-teams players, totaling 23 tackles on coverage units during his first two professional seasons.
- Saw increased playing time on defense in 2006, making a career-best 14 tackles and adding the first two pass breakups of his career for the Broncos.
- Ranked second on Denver with 12 overall special-teams stops in 2006 and led the club with seven stops on punt coverage.
- Placed second on the Broncos with 11 special-teams tackles as a rookie in 2005, registering at least a share of the special-teams tackles lead in five games.
- Earned honorable mention All-Pacific-10 Conference recognition during his senior season at Washington State University with 35 tackles and two interceptions.
- Started the final 24 games of his career at Washington State after spending most of his first two college seasons on special teams and as a reserve cornerback.
- Contributed to Washington State's Pac-10 co-champion team in 2002 that appeared in the Rose Bowl as part of a secondary that featured future NFL Draft choices Marcus Trufant (Seattle), Jason David (Indianapolis) and Erik Coleman (N.Y. Jets).
- Selected by the Broncos in the third round (76th overall) of the 2005 NFL Draft.

CAREER TRANSACTIONS: Signed by Denver as a draft choice 7/27/05.



2006: In his second NFL season, Paymah ranked second on the Broncos with a career-high 12 special-teams tackles while adding a fumble recovery on coverage units. His seven tackles on punt coverage led Denver. He led or shared the lead in special-teams tackles four times during the season. Paymah saw seven games of action on defense, contributing 14 solo tackles and a pair of pass breakups. He played on defense when

Darrent Williams left the game with a neck injury at N.E. (9/24). He registered one special-teams stop in games vs. Bal. (10/9), vs. Oak. (10/15) and vs. Ind. (10/29) before posting two tackles at Oak. (11/12). Paymah saw extended playing time on defense and registered three solo tackles at Pit. (11/5) while recovering a fumble on a Denver punt return. Three weeks later, Paymah notched a career-high four special-teams stops on *Sunday Night Football* vs. Sea. (12/3). He totaled a career-high six tackles on defense in the Broncos' win at Ari. (12/17). He added a pair of solo tackles and a pass defended after Williams left with back spasms the next week vs. Cin. (12/24).

2005: Selected by the Broncos in the third round (76th overall) of the 2005 NFL Draft, Paymah played 13 regular-season games (0 starts) as a special-teams regular and reserve defensive back. Paymah, who saw time in both playoff contests, placed second on the Broncos with 11 special-teams tackles and had at least a share of the team special-teams tackle lead in five games, holding the top spot alone once. On defense, the rookie added three tackles (2 solo) during the regular season. Paymah's efforts on special teams helped the Broncos rank second in the NFL in forcing their opponents to an average drive start of their own 27.9-yard line and tied Jacksonville for the league lead in limiting opponents to just 10 drives started past the 50-yard line. In an AFC Divisional Playoff Game vs. N.E. (1/14), Paymah made one tackle on special teams. After he was declared inactive for the first three games to start the year, Paymah made his pro debut at Jac. (10/2) and played vs. Was. (10/9). He recorded two special-teams stops, the first of his career, vs. N.E. (10/16) to share the team lead. At NYG (10/23), he led Denver with three special-teams stops against the Giants. Paymah posted one tackle on special teams on Thanksgiving Day at Dal. (11/24), vs. Bal. (12/11) and in each of the team's final two regular-season games (vs. Oak. 12/24 and at S.D. 12/31). The rookie also saw action on defense in those two games, registering two tackles (1 solo) vs. Oak. (12/24) and a solo stop at S.D. (12/31).

COLLEGE: At Washington State University, Paymah played 48 career games (27 starts) and totaled 129 tackles (96 solo), three interceptions (5 yds.), 21 pass breakups and one fumble recovery. Paymah started his final two seasons at Washington State, earning honorable mention All-Pacific-10 Conference recognition as a senior with 35 tackles and two interceptions. He also was selected to play in the East-West Shrine Game at the conclusion of the year. He intercepted the third pass of his career (second of the season) against Washington in the Cougars' Apple Cup win, returning the pick five yards and finishing the contest with three tackles (2 solo). As a junior, Paymah started all 13 games, recording a career-best 55 tackles (39 solo), one interception (0 yds.), one fumble recovery and 10 pass breakups. Paymah excelled in his first year as a regular starter as a junior, making at least two tackles in every game and earning several team weekly awards: Cougar Tackler (Colorado), Defensive Back (USC/Arizona State) and Most Disciplined Defense (Arizona State). Paymah contributed to a talented secondary as a sophomore, playing 12 games (3 starts) and recording 25 tackles (18 solo) with three pass breakups. Paymah was joined in the secondary by Marcus Trufant (Seattle), Jason David (Indianapolis) and Erik Coleman (N.Y. Jets), who all went on to be selected in the NFL Draft. The secondary played a key role in the Cougars earning a share of the Pac-10 title with a 10-3 record and earning a trip to the Rose Bowl. As a redshirt freshman, Paymah was an All-Pac-10 Academic Team selection and played all 12 games (0 starts) as a reserve cornerback.

PERSONAL: Paymah was named a first-team all-state selection in football by the *Los Angeles Times* as a senior at Culver City High School in Culver City, Calif. A standout defensive back and wide receiver who earned two varsity letters in football, Paymah also was tabbed a first-team All-Bay League selection on defense, an All-Westside first-team choice and his team MVP on offense after his final prep season. After earning All-Ocean League first-team accolades as a junior defensive back, Paymah posted eight touchdowns as a senior. He also was regarded as one of the top track athletes in the region, earning three letters in the sport and winning the league's 200-meter title as a junior. Paymah, voted team MVP in track as a junior, was a member of Culver City's 400-meter championship relay team. Paymah received a bachelor's degree in business/advertising from Washington State. He has one brother, Emmanuel, and one sister, Alexis. The son of Ewan Paymah and Louisa Coleman, Karl Paymah was born Nov. 29, 1982, in Boston and resides in Los Angeles.

PAYMAH'S REGULAR SEASON RECORD

Year	Club	G	S	UT	A	TT	S-Yds.	I-Yds.	PD	FF	FR	TD-Int.	TD-FR	S	Pts.
2005	Denver	13	0	2	1	3	0-0	0-0	0	0	0	0	0	0	0
2006	Denver	16	0	14	0	14	0-0	0-0	2	0	0	0	0	0	0
CAREER TOTALS		29	0	16	1	17	0-0	0-0	2	0	0	0	0	0	0

ADDITIONAL STATISTICS: Special teams tackles — 2005 (11), 2006 (12), TOTAL (23). Recovered a fumbled Broncos punt return at Pittsburgh (11/5/06).

PAYMAH'S POSTSEASON RECORD

Year	Club	G	S	UT	A	TT	S-Yds.	I-Yds.	PD	FF	FR	TD-Int.	TD-FR	S	Pts.
2005	Denver	2	0	0	0	0	0-0	0-0	0	0	0	0	0	0	0
CAREER TOTALS		2	0	0	0	0	0-0	0-0	0	0	0	0	0	0	0

ADDITIONAL STATISTICS: Special teams tackles — 2005 (1), TOTAL (1).



ERIK PEARS

6-8 • 305 • 2ND YR. • COLORADO ST.

BORN: June 25, 1982, in Price, Utah

HIGH SCHOOL: Kennedy High School, Denver

ACQUIRED: College Free Agent, 2005

NFL YEAR: 2nd • YEAR WITH BRONCOS: 2nd

NFL GAMES PLAYED/STARTED: 16/10

64

TACKLE

PEARS AT A GLANCE:

- A second-year player who registered the first starts of his career with Denver in 2006, starting the club's final 10 games at left tackle in place of the injured Matt Lepsis.
- Stands 6-foot-8 and is tied with former Broncos offensive lineman Jamie Brown (1995-97) as the tallest player to ever appear on Denver's active roster.
- Saw his first NFL action along the offensive line during Denver's game at Cleveland (10/22/06) when Lepsis went down with a knee injury.
- Spent his rookie year in 2005 on Denver's practice squad before earning All-NFL Europe accolades with the Cologne Centurions in the offseason leading up to the 2006 campaign.
- Played at Kennedy High School in Denver before competing at Colorado State University, where he was a two-time first-team All-Mountain West Conference pick.
- Joined the Broncos as a college free agent on May 12, 2005.

CAREER TRANSACTIONS: Signed by Denver as a college free agent 5/12/05; Waived by Denver 9/3/05; Signed by Denver (practice squad) 9/4/05; Signed by Denver to a future contract 1/23/06.



2006: In his first season on the Broncos' active roster, Pears played 16 games and started the final 10 contests at left tackle after Matt Lepsis was placed on injured reserve with a torn anterior cruciate ligament in his right knee. Before seeing his first career action on the offensive line in place of Lepsis during Denver's sixth game at Cle. (10/22), Pears played on special teams only in the first five games and made his professional debut at Stl. (9/10). He remained on special teams for the next four games before seeing extended playing time at left tackle after Lepsis left the game at Cle. (10/22) with his injury. Pears made his first career start at left tackle vs. Ind. (10/29) and helped the club post 227 rushing yards and allow only one sack. Pears helped block for Tatum Bell's career-high 133 rushing yards on *Sunday Night Football* vs. Sea. (12/3) before clearing the way for his 116-yard outing at S.D. (12/10). Before Bell's performance, the Chargers hadn't allowed a visiting player to gain 100 rushing yards in 20 games.

2005: Pears, who entered the NFL with Denver as a college free agent on May 12, spent the season on the Broncos' practice squad. Following the year, Pears was allocated to NFL Europe and earned All-NFL Europe honors as a standout for the Cologne Centurions. He started all 10 games (first 3 at tackle and final 7 at guard) for Cologne.

COLLEGE: Pears was a three-year starter and two-time first-team All-Mountain West Conference selection at Colorado State University, playing 48 career games (40 starts) for the Rams. He started every game in each of his final two seasons in Fort Collins. Pears was selected to play in the East-West Shrine Game and the Gridiron Classic after earning first-team all-conference honors in 2004. He was a preseason Outland Trophy candidate entering his junior year in 2003 and was named first-team All-MWC that season. As a sophomore, Pears started 13-of-14 contests as an honorable mention All-MWC choice. He started three games as a redshirt freshman in 2001, making his first career start in a win against Utah.

PERSONAL: At Kennedy High School in Denver, Pears was a two-time all-state selection in football and won three consecutive league wrestling titles in his weight class. He also competed in track. Erik Anders Pears was born June 25, 1982, in Price, Utah, and resides in Englewood, Colo.

PEARS' REGULAR SEASON RECORD

Year	Club	G	S
2005	Denver	PRACTICE SQUAD	
2006	Denver	16	10
CAREER TOTALS		16	10

ADDITIONAL STATISTICS: Miscellaneous tackles — 2006 (2), TOTAL (2).



KENNY PETERSON

6-3 • 285 • 5TH YR. • OHIO STATE

BORN: Nov. 21, 1978, in Canton, Ohio

HIGH SCHOOL: McKinley High School, Canton, Ohio

ACQUIRED: Free Agent, 2006

NFL YEAR: 5th • YEAR WITH BRONCOS: 2nd

NFL GAMES PLAYED/STARTED: 37/0 • POSTSEASON: 2/0

90

DEFENSIVE END

PETERSON AT A GLANCE:

- A fifth-year defensive end who played three games for the Broncos in 2006 after joining the club early in the season as a free agent.
- Spent his first three professional seasons with Green Bay and competed in the Packers' training camp during the 2006 season.
- Enjoyed the best season of his career with Green Bay in 2005, playing all 16 games and totaling 30 tackles (17 solo), three sacks and four pass breakups.
- Selected as a second-team All-Big Ten Conference choice in 2002 as a member of Ohio State University's national championship team.
- Totaled five tackles, including three for losses, two sacks and a forced fumble in Ohio State's Fiesta Bowl win against Miami during the 2002 season that clinched the national title.
- Joined the Broncos as a free agent on Oct. 11, 2006.
- Selected by Green Bay in the third round (94th overall) of the 2003 NFL Draft.

CAREER TRANSACTIONS: Signed by Green Bay as a draft choice 7/19/03; Waived by Green Bay 9/2/06; Signed by Denver 10/11/06.



2006: Peterson joined the Broncos as a free agent on Oct. 11 and played three games (0 starts), recording two tackles (1 solo) for the year. He signed with the club after it placed defensive end Courtney Brown on injured reserve with a left knee injury. After Peterson was declared inactive for two games, he saw his first action as a Bronco when defensive tackle Gerard Warren was declared inactive with a toe injury vs. Ind. (10/29). Warren returned to the lineup the next week and Peterson was declared inactive at Pit. (11/5). Peterson saw action at Oak. (11/12) when defensive end Ebenezer Ekuban was inactive with a thigh injury and made two tackles (1 solo). He was declared inactive for the Broncos' final six games of the season.

2005: Peterson posted the first three sacks of his career in the regular season, playing 16 games (0 starts) for Green Bay. He totaled 30 tackles (17 solo), three sacks (14 yds.), four passes defended, two forced fumbles and one fumble recovery. Against N.O. (10/9), he notched the first sack of his career (regular season) and added a fumble recovery that he returned eight yards to set up a touchdown. After the bye week, he notched his second sack of the season among three tackles (2 solo) at Min. (10/23). Peterson assisted on a tackle and returned a botched kickoff five yards on *Sunday Night Football* vs. Det. (12/11). In the season finale vs. Sea. (1/1), he collected three tackles (2 solo) and one sack.

2004: Peterson played nine games (0 starts), amassing 12 tackles (10 solo) for Green Bay. He also played in an NFC Wild Card Game vs. Min. (1/9) and sacked Daunte Culpepper for a 2-yard loss among his four tackles (3 solo). Peterson's sack against Minnesota was the first of his career. He suffered a right knee bone bruise in the final preseason game, and the injury forced him to be inactive for the first two games of the season. He posted his first two tackles of the season (2 solo) vs. NYG (10/3). After being inactive for three consecutive games, he returned to action at Hou. (11/21) and assisted on a tackle. After he was inactive for two consecutive games, he saw action in the regular-season finale at Chi. (1/2) and made three tackles (2 solo).

2003: Selected by Green Bay in the third round (94th overall) of the 2003 NFL Draft, Peterson recorded 12 tackles (7 solo) and one pass defended while playing nine games (0 starts). He also saw time in the Packers' NFC Wild Card Game victory vs. Sea. (1/4). He was inactive for their NFC Divisional Playoff Game at Phi. (1/11). Peterson did not record any statistics in his first two NFL games play—at Ari. (9/21) and at Chi. (9/29). He notched a career-high four tackles in only 14 snaps of action vs. Sea. (10/5). He followed that performance with three tackles vs. K.C. (10/12).

COLLEGE: A three-year letterman at Ohio State University, Peterson switched from defensive end to defensive tackle as a senior. He played 45 career games (15 starts), totaling 84 tackles (51 solo), 12 sacks, 23 tackles-for-losses, one interception, seven passes defended and three forced fumbles. As a senior, he garnered second-team All-Big Ten Conference accolades as he helped the Buckeyes to an undefeated campaign en route to a national championship win. He played 14 games (13 starts) that year and posted a career-high 43 tackles

(26 solo), six sacks, 10 tackles-for-losses, six passes defended and two forced fumbles. In the team's Fiesta Bowl win over Miami for the national championship, he registered five tackles, including three for losses, two sacks and a forced fumble to lead Ohio State to its first national championship since 1968. As a junior, he played all 12 games (2 starts), compiling 24 tackles (14 solo), three sacks, six tackles-for-losses, one pass defended and one forced fumble. Peterson played as a reserve in all 12 games as a sophomore and finished with three sacks. As a redshirt freshman, he played seven games and recorded one interception.

PERSONAL: Peterson was a consensus All-American as a senior at McKinley High School in Canton, Ohio. The school's field was adjacent to the Pro Football Hall of Fame, where the NFL's annual Hall of Fame Game is played. He was ranked by *The National Recruiting Advisor* among the top 25 players in the country and the top player in Ohio by *Ohio Football Recruiting News*. He posted 101 tackles and 15 sacks as a senior to help McKinley capture the Ohio Division I title in 1997 (14-0) as well as the *USA Today* mythical high school national championship. In addition to three letters in football, Peterson collected three letters in basketball and was an all-city selection as a senior. He does not smoke or drink and speaks to youth groups about not using drugs or alcohol as a frequent participant in D.A.R.E. programs. Peterson also has developed an affinity for restoring and rebuilding computers, which he gives away to family and friends. He resides in Columbus, Ohio, and has a 6-year-old daughter, Alyssa. James Kenneth Peterson was born on Nov. 21, 1978, in Canton, Ohio.

PETERSON'S REGULAR SEASON RECORD

Year	Club	G	S	UT	A	TT	S-Yds.	I-Yds.	PD	FF	FR	TD-Int.	TD-FR	S	Pts.
2003	Green Bay	9	0	7	5	12	0-0	0-0	1	0	0	0	0	0	0
2004	Green Bay	9	0	10	2	12	0-0	0-0	0	0	0	0	0	0	0
2005	Green Bay	16	0	17	13	30	3-14	0-0	4	2	1	0	0	0	0
2006	Denver	3	0	1	1	2	0-0	0-0	0	0	0	0	0	0	0
CAREER TOTALS		37	0	35	21	56	3-14	0-0	5	2	1	0	0	0	0
BRONCOS TOTALS		3	0	1	1	2	0-0	0-0	0	0	0	0	0	0	0

ADDITIONAL STATISTICS: Kickoff returns — 1 for 6 yds. vs. St. Louis (11/29/04) and 1 for 5 yds. vs. Detroit (12/11/05).


PETERSON'S POSTSEASON RECORD

Year	Club	G	S	UT	A	TT	S-Yds.	I-Yds.	PD	FF	FR	TD-Int.	TD-FR	S	Pts.
2003	Green Bay	1	0	0	0	0	0-0	0-0	0	0	0	0	0	0	0
2004	Green Bay	1	0	3	1	4	1-2	0-0	0	0	0	0	0	0	0
CAREER TOTALS		2	0	3	1	4	1-2	0-0	0	0	0	0	0	0	0

PETERSON'S SINGLE-GAME HIGHS

(Postseason in parentheses)

Sacks — 1, three times, last vs. Seattle, 1/1/06 (1 vs. Minnesota, 1/9/05). **Sack yards** — 7, twice, last vs. Seattle, 1/1/06 (2 vs. Minnesota, 1/9/05). **Interceptions** — None (none). **Interception return yards** — None (none).



PATRICK RAMSEY

6-3 • 225 • 6TH YR. • TULANE


BORN: Feb. 14, 1979, in Ruston, La.


HIGH SCHOOL: Ruston High School, Ruston, La.

ACQUIRED: Free Agent, 2007

NFL YEAR: 6th • **YEAR WITH BRONCOS:** 1st

NFL GAMES PLAYED/STARTED: 34/24 • **POSTSEASON:** 1/0





QUARTERBACK

RAMSEY AT A GLANCE:

- A sixth-year quarterback and former first-round draft choice who enters his first season with the Broncos after joining the club as a free agent in the offseason.
- Spent his first four seasons with Washington, starting 24 regular-season games and compiling a 10-14 record in those contests, before playing in 2006 as a backup for the New York Jets.
- Owns a positive touchdown-to-interception ratio (34 to 29) for his career.
- Started all 11 games played for Washington in 2003, totaling a personal-best 2,166 passing yards with 14 touchdowns and nine interceptions while recording two 300-yard passing games.
- Registered a passer rating of at least 100.0 three times with the Redskins as a seven-game starter in 2004, a year in which he posted a career-best 62.1 completion percentage.
- Saw action in nine games as a rookie with the Redskins in 2002 and threw multiple touchdown passes in three of his five starts that year.
- Finished his career at Tulane University as its all-time leader in passing attempts (1,355), completions (798), passing yards (9,205) and touchdown passes (72).

- Joined the Broncos as a free agent on March 19, 2007.
- Selected by Washington in the first round (32nd overall) of the 2002 NFL Draft.

CAREER TRANSACTIONS: Signed by Washington as a draft choice 8/8/02; Placed on injured reserve (foot) by Washington 12/8/03; Traded to N.Y. Jets 3/17/06; Released by N.Y. Jets 3/2/07; Signed by Denver as a free agent 3/19/07.



2006: Ramsey, acquired by the New York Jets from Washington on March 17 in exchange for a 2006 sixth-round draft choice (173rd overall, Reed Dougherty), played in one game as a backup to Chad Pennington. He threw an incomplete vs. Hou. (11/26) that marked his only pass of the regular season. Ramsey saw the first postseason action of his career when he filled in for one play in the first quarter of an AFC Wild Card Game at N.E. (1/7) and completed a pass for a loss of one yard. He did not play in the club's first 10 games before stepping in for one play against Houston. He did not play the following week at G.B. (12/3) before serving as the club's third quarterback vs. Buf. (12/10). He did not play for the remainder of the season.

2005: Ramsey played four games (1 start) in his fourth season with Washington, completing 15-of-25 passes for 289 yards with one touchdown and one interception (95.3 rating). He did not play in either of Washington's postseason games. Ramsey opened the season as the starter but was forced to leave the game in the second quarter with a neck injury. He completed 6-of-11 passes for 105 yards and an interception before leaving that contest vs. Chi. (9/11). He dressed but did not play in the next four games as Mark Brunell guided the Redskins' offense. Ramsey appeared vs. S.F. (10/23) and completed his only attempt for eight yards. He dressed but did not play in the next seven games before playing in Washington's home finale vs. NYG (12/24), completing 5-of-7 passes for 104 yards with one touchdown in a win over the Giants.

2004: Ramsey played nine games (7 starts) for Washington, compiling a 74.8 passer rating in completing 169-of-272 passes for 1,655 yards with 10 touchdowns and 11 interceptions. Ramsey's 62.1 completion percentage was the fourth-best single-season completion percentage in Washington history (min. 150 att.). After not playing in the season opener, Ramsey made his season debut in the third quarter at NYG (9/19). He connected on 9-of-18 passes for 142 yards with one touchdown and three interceptions. Mark Brunell returned to the lineup the following week, and Ramsey did not play in the next six games. Ramsey entered the game vs. Cin. (11/14) midway through the second quarter and completed 18-of-37 passes for 210 yards with one touchdown. He was inserted as the team's starting quarterback for the remaining seven games, guiding the club to a 3-4 finish. In his first start, Ramsey completed 61.8 percent of his passes (21-of-34) for 162 yards with one interception at Phi. (11/21). Ramsey led the team to a 31-7 win vs. NYG (12/5) in his third start as he posted a 86.4 completion percentage (19-of-22) and threw for 174 yards and three touchdowns (139.2 passer rating). Ramsey registered a career-best 29 completions while matching his second-most pass attempts (45) in a game vs. Phi. (12/12). Ramsey completed 18-of-27 passes (66.7%) for 214 yards with one touchdown (103.0 passer rating) in a win at S.F. (12/18). Ramsey led Washington to a win vs. Min. (1/2) as he completed 17-of-26 passes for 216 yards with two touchdowns and one interception for a 100.8 passer rating.

2003: Ramsey started the first 11 games for Washington before a foot injury forced him to reserve duty for the last five games. Ramsey completed 179-of-337 passes (53.1%) for a career-best 2,166 yards with 14 touchdowns and nine interceptions. He compiled a 75.8 rating while posting a 4-7 record as a starter. He also registered a pair of 300-yard passing performances for the year. In the season-opening 16-13 win vs. NYJ (9/4), Ramsey completed 17-of-23 passes for 185 yards with one touchdown and one interception to compile a 93.6 passer rating. Ramsey posted a career-high 356 passing yards, completing 25-of-39 passes with two touchdowns for a 110.6 passer rating, in a 33-31 comeback win at Atl. (9/14). The Redskins faced a 17-0 deficit in the second quarter before Ramsey led their comeback. He posted two more touchdown passes as a part of his 23-completion, 348-yard passing performance vs. NYG (9/21). Ramsey led the Redskins to a 20-17 win vs. N.E. (9/28) as he completed 10-of-22 passes for 147 yards against the eventual World Champions. He totaled a career-high 50 passing attempts at Phi. (10/5), posting 25 completions for 271 yards with one touchdown against the Eagles. He also rushed three times for eight yards against the Eagles, including a 1-yard touchdown. He recorded a second consecutive two-touchdown passing outing vs. Sea. (11/9). At Mia. (11/23), Ramsey left the game in the first quarter with a concussion. In addition to the concussion, Ramsey was hampered by a foot injury and was inactive for the next two games. He was placed on injured reserve on Dec. 8.

2002: Selected by Washington in the first round (32nd overall) of the 2002 NFL Draft, Ramsey played nine games (5 starts), completing 117-of-227 passes (51.5%) for 1,539 yards with nine touchdowns and eight interceptions (71.8 passer rating). He earned a win in each of the final two games of the season as the club's starter. After serving as Washington's backup for the first three games, Ramsey made his professional debut at Ten. (10/6), completing 20-of-34 passes for 268 yards with two touchdowns and no interceptions. He entered the game for the team's second series after Danny Wuerffel was taken out. He completed his first pass attempt—a 6-yarder to Kenny Watson. His performance against Tennessee earned Ramsey the starting role vs. N.O. (10/13), a game in which he completed 21-of-43 attempts for 320 yards with one touchdown and four interceptions. Ramsey remained the starter the following week at G.B. (10/20). He did not start but took the majority of the snaps vs. NYG (12/8), completing 12-of-27 passes for 204 yards with one touchdown. He was inserted as the team's starter for the next three games, winning the last two contests in that stretch. At Phi.

(12/15), Ramsey completed 23-of-35 passes for 213 yards with three touchdowns to post a 110.8 passer rating. Against Hou. (12/22), Ramsey completed 14-of-31 passes for 190 yards with two touchdowns to lead Washington to a 26-10 win over the Texans.

COLLEGE: Ramsey played 35 career games (32 starts) at Tulane University, completing 798-of-1,355 passes (58.9%) for 9,205 yards with 72 touchdowns and 51 interceptions. He surpassed the totals recorded by Shaun King to set school records for career completions, attempts, passing yards and touchdowns. He also set a school record with at least one touchdown pass in 31 consecutive games, and his career completion percentage of 58.9 is topped only by Mike McKay (1981-82) in school history. As a senior, Ramsey was one of 16 players nationally to earn a National Football Foundation/College Football Hall of Fame Scholar-Athlete award. Ramsey started all 11 games for the Green Wave as a senior, completing 256-of-448 for 2,935 yards with 22 touchdowns and 13 interceptions. His single-season yardage total placed third in school history behind his sophomore year total of 3,410 and King's 3,232 (1998). As a junior, Ramsey was selected to the All-Louisiana first-team and All-Conference USA second-team after completing 229-of-389 attempts (58.9 completion percentage) for 2,833 yards with 24 touchdowns and 14 interceptions. As a sophomore, Ramsey established 20 school records, including the single-season marks for passing yards (3,410), yards per game (310.0), attempts (513) and completions (310). His 25 touchdown passes ranked second on the school's all-time list, and he averaged 304.5 yards of offense per game. As a freshman, Ramsey played three games.

PERSONAL: Ramsey was a two-year starter at Ruston High School in Ruston, La., completing 90-of-201 passes for 1,073 yards with 12 touchdowns as a senior. He also won the state Class 5A championship and the prestigious Golden West Invitational in the javelin throw during his senior campaign. In 1997, Ramsey was rated the No. 1 prep javelin thrower in the country. He won the bronze medal in the Pan American Games in Havana, Cuba. In addition to football, Ramsey competed on Tulane's track and field team, posting a Conference USA-best javelin throw of 218 feet during the 1998 outdoor season. He graduated from Tulane with a double degree in accounting and finance. Ramsey participated in several community endeavors as a member of the Washington Redskins and New York Jets. During the holidays, Ramsey was a part of the Faith Foundation Harvest Outreach Thanksgiving Basket Drive that helped feed more than 200 underprivileged families in the Washington, D.C. area. He also served as a spokesperson for the Boy Scouts of America National Capital Area troops. Ramsey married his wife, Virginia, on April 13, 2002, the week before the 2002 NFL Draft. The couple has a daughter, Virginia Ellen. Patrick Ramsey was born on Feb. 14, 1979, in Ruston, La.

RAMSEY'S REGULAR SEASON RECORD

		PASSING												
Year	Club	G	S	Att.	Comp.	Pct.	Yds.	Yds./Att.	TD	%	Int.	%	LG	Sack/Yds.
2002	Washington	9	5	227	117	51.5	1,539	6.8	9	4.0	8	3.5	62	18/132
2003	Washington	11	11	337	179	53.1	2,166	6.4	14	4.2	9	2.7	64	30/206
2004	Washington	9	7	272	169	62.1	1,665	6.1	10	3.7	11	4.0	51	23/137
2005	Washington	4	1	25	15	60.0	279	11.2	1	4.0	1	4.0	72t	4/27
2006	N.Y. Jets	1	0	1	0	0.0	0	0.0	0	0.0	0	0.0	—	0/0
CAREER TOTALS		34	24	862	480	55.7	5,649	6.6	34	3.9	29	3.4	72t	75/502

		RUSHING					SCORING						
Year	Club	Att.	Yds	Avg.	LG	TD	TD	TDr	Tdp	Tdrt	2pt	Pts.	
2002	Washington	13	-1	-0.1	3	1	1	1	0	0	0	6	
2003	Washington	15	62	4.1	24	1	1	1	0	0	0	6	
2004	Washington	10	19	1.9	17	0	0	0	0	0	0	0	
2005	Washington	7	3	0.4	5	0	0	0	0	0	0	0	
2006	N.Y. Jets	0	0	0.0	—	0	0	0	0	0	0	0	
CAREER TOTALS		45	83	1.8	24	2	2	2	0	0	0	12	

ADDITIONAL STATISTICS: Miscellaneous tackles — 2002 (1), TOTAL (1). Fumble recoveries — 2002 (2), 2003 (1), 2004 (1), TOTAL (4).

RAMSEY'S POSTSEASON RECORD

		PASSING												
Year	Club	G	S	Att.	Comp.	Pct.	Yds.	Yds./Att.	TD	%	Int.	%	LG	Sack/Yds.
2005	Washington	0	0	0	0	00.0	0	0.0	0	0.0	0	0.0	—	0/0
2006	N.Y. Jets	1	0	1	1	100.0	-1	-1.0	0	0.0	0	0.0	-1	0/0
CAREER TOTALS		1	0	1	1	100.0	-1	-1.0	0	0.0	0	0.0	-1	0/0

		RUSHING					SCORING						
Year	Club	Att.	Yds.	Avg.	LG	TD	TD	TDr	Tdp	TDr	2pt	Pts.	
2005	Washington	0	0	0.0	—	0	0	0	0	0	0	0	
2006	N.Y. Jets	0	0	0.0	—	0	0	0	0	0	0	0	
CAREER TOTALS		0	0	0.0	—	0	0	0	0	0	0	0	

RAMSEY'S SINGLE-GAME HIGHS

(Postseason in parentheses)

Pass attempts — 50 at Philadelphia, 10/5/03 (1 at New England, 1/7/07). **Pass completions** — 29 vs. Philadelphia, 12/12/04 (1 at New England, 1/7/07). **Yards passing** — 356 at Atlanta, 9/14/03 (-1 at New England, 1/7/07). **Completion percentage** — 86.4% (19-22) vs. N.Y. Giants, 12/5/04 (100% (1-1) at New England, 1/7/07). **Touchdown passes** — 3, twice, last vs. N.Y. Giants, 12/5/04 (none). **Longest pass completion** — 72t vs. N.Y. Giants, 12/24/05 (-1 at New England, 1/7/07). **Rushing attempts** — 3, eight times, last at N.Y. Giants, 10/30/05 (none). **Yards rushing** — 27 vs. N.Y. Jets, 9/4/03 (none). **Longest rush** — 24 vs. N.Y. Jets, 9/4/03 (none). **Rushing touchdowns** — 1, twice, last at Philadelphia, 10/5/03 (none).

RAMSEY'S REGULAR SEASON TOP FIVE

Completions

25 — at Philadelphia, 10/5/03 (50 att., 271 yds., TD, 2INT)
25 — at Atlanta, 9/14/03 (39 att., 356 yds., 2TD)
23 — vs. N.Y. Giants, 9/21/03 (45 att., 348 yds., 2TD, INT)
23 — at Philadelphia, 12/15/02 (35 att., 213 yds., 3TD)

Passing Yards

356 — at Atlanta, 9/14/03 (25 of 39, 2TD)
348 — vs. N.Y. Giants, 9/21/03 (23 of 45, 2TD, INT)
320 — vs. New Orleans, 10/13/02 (21 of 43, TD, 4INT)
271 — at Philadelphia, 10/5/03 (25 of 50, TD, 2INT)
268 — at Tennessee, 10/6/02 (20 of 34, 2TD)

Completion Percentage

86.4 — vs. N.Y. Giants, 12/5/04 (19 of 22, 174 yds., 3TD)
73.9 — vs. N.Y. Jets, 9/4/03 (17 of 23, 185 yds., TD, INT)
66.7 — at San Francisco, 12/18/04 (18 of 27, 214 yds., TD)
65.7 — at Philadelphia, 12/15/02 (23 of 35, 213 yds., 3TD)
65.6 — vs. Tampa Bay, 10/12/02 (21 of 32, 211 yds., TD, 2INT)

Attempts

45 — vs. Philadelphia, 12/12/04 (29 comp., 251 yds., INT)
45 — vs. N.Y. Giants, 9/21/03 (23 comp., 348 yds., 2TD, INT)
43 — vs. New Orleans, 10/13/02 (21 comp., 320 yds., TD, 4INT)
39 — at Atlanta, 9/14/03 (25 comp., 356 yds., 2TD)


Passing Touchdowns

3 — vs. N.Y. Giants, 12/5/04 (19 of 22, 174 yds.)
3 — at Philadelphia, 12/15/02 (23 of 35, 213 yds.)
2 — vs. Minnesota, 1/2/05 (17 of 26, 216 yds., INT)
2 — at Carolina, 11/16/03 (16 of 35, 150 yds., INT)
2 — vs. Seattle, 11/9/03 (17 of 32, 232 yds., 2INT)
2 — at Dallas, 11/2/03 (16 of 30, 147 yds.)
2 — vs. N.Y. Giants, 9/21/03 (23 of 45, 348 yds., INT)
2 — at Atlanta, 9/14/03 (25 of 39, 356 yds.)
2 — vs. Houston, 12/22/02 (14 of 31, 190 yds.)
2 — at Tennessee, 10/6/02 (20 of 34, 268 yds.)

RAMSEY'S 300-YARD PASSING GAMES (3)

*denotes win (Ramsey's teams are 1-2 when he records 300 or more yards passing in a game.)

Opponent (Date)	Passing										Rushing			
	Att.	Comp.	Yds.	Pct.	TD	INT	LG	S/Yds.	Rtg.		Att.	Yds.	Avg.	LG
vs. New Orleans (10/13/02)	43	21	320	48.8	1	4	62t	7/56	42.8		1	1	1.0	1t
vs. N.Y. Giants (9/21/03)	45	23	348	51.1	2	1	34	3/16	82.5		3	19	6.3	18
at Atlanta (9/14/03)*	39	25	356	64.1	2	0	35	6/46	110.6		0	0	0.0	—



LAMONT REID

5-11 • 195 • 2ND YR. • N.C. STATE

BORN: May 4, 1982, in Concord, N.C.


HIGH SCHOOL: Central Cabarrus High School, Concord, N.C.

ACQUIRED: Free Agent, 2007

NFL YEAR: 2nd • **YEAR WITH BRONCOS:** 1st

NFL GAMES PLAYED/STARTED: 10/1

CORNERBACK



REID AT A GLANCE:

- A second-year cornerback in his first season with the Broncos after joining the club as a free agent in the offseason.
- Gained experience leading up to the 2007 season as a starter for the Hamburg Sea Devils of NFL Europa in the spring.
- Competed in Arizona's 2006 training camp but spent the regular season out of the NFL.
- Played 10 games (1 start) for the Cardinals as a rookie in 2005, totaling 16 tackles on defense and six on special teams before a knee injury forced him to go on injured reserve late in the year.
- Played 47 games at North Carolina State University, where he posted 125 career tackles and returned two kickoffs for touchdowns as a sophomore in 2002.
- Joined the Broncos as a future-contract signee on Jan. 1, 2007.
- Entered the NFL with Arizona as a college free agent on May 2, 2005.

CAREER TRANSACTIONS: Signed by Arizona as a college free agent 5/2/05; Waived by Arizona 9/3/05; Claimed off waivers by N.Y. Jets 9/4/05; Waived by N.Y. Jets 9/8/05; Signed by Arizona (practice squad) 9/12/05; Signed by Arizona (active roster) 9/22/05; Placed on injured reserve (knee) by Arizona 12/27/05; Waived by Arizona 9/3/06; Signed by Denver to a future contract 1/1/07.

2006: Reid spent the regular season out of the NFL after Arizona waived him at the end of training camp.

2005: Reid, who entered the NFL as a college free agent with Arizona on May 2, was waived by the Cardinals following training camp. The New York Jets claimed Reid off waivers on Sept. 4 but waived him on Sept. 8. Arizona signed Reid to its practice squad on Sept. 12 and promoted him to its active roster 10 days later. Reid made 16 solo tackles in 10 games (1 start) for Arizona along with posting one pass breakup and six special-teams stops. He was declared inactive for the game at Sea. (9/25). Reid made his professional debut the fol-

lowing week when Arizona played San Francisco in Mexico (10/2). He recorded six tackles vs. Car. (10/9). Reid started in place of Eric Green vs. Was. (12/11) and registered five tackles and a pass defended. He was declared inactive with a knee injury vs. Phi. (12/24) before he was placed on injured reserve on Dec. 27.


COLLEGE: Reid played 47 career games at North Carolina State University and posted 125 tackles (88 solo) and two interceptions. He also returned 38 kickoff returns for 984 yards (28.9 avg.) with two touchdowns. As a senior, Reid returned seven kickoffs for 212 yards (30.3 avg.) while adding 27 tackles, one interception and 10 passes defended for the Wolfpack. He was named to the Academic All-Atlantic Coast Conference team as a junior. As a sophomore, Reid returned two kickoffs for touchdowns as one of six players in the country to accomplish that feat during the year. By doing so, he tied an ACC record for kickoff returns for scores by a sophomore.

PERSONAL: Reid rushed for 1,746 yards and scored 18 touchdowns as a senior at Central Cabarrus High School in Concord, N.C. He was voted the Offensive Player of the Year in the South Piedmont 3-A Conference and earned his team's Most Valuable Player accolades. He also competed in track and was the state champion in the 100 meters with a time of 10.96. As a junior, Reid gained 1,477 yards and 19 touchdowns. A sports management major at N.C. State, Michael Lamont Reid was born on May 4, 1982, in Concord, N.C.

REID'S REGULAR SEASON RECORD

Year	Club	G	S	UT	A	TT	S-Yds.	I-Yds.	PD	FF	FR	TD-Int.	TD-FR	S	Pts.
2005	Arizona	10	1	16	0	16	0-0	0-0	1	0	0	0	0	0	0
2006							OUT OF FOOTBALL								
CAREER TOTALS		10	1	16	0	16	0-0	0-0	1	0	0	0	0	0	0

ADDITIONAL STATISTICS: Special teams tackles — 2005 (6), TOTAL (6).



JACOB ROGERS

6-6 • 312 • 3RD YR. • SOUTHERN CALIF.

BORN: Aug. 17, 1981, in Oxnard, Calif.

HIGH SCHOOL: Oxnard High School, Oxnard, Calif.

ACQUIRED: Free Agent, 2007

NFL YEAR: 3rd • YEAR WITH BRONCOS: 1st

NFL GAMES PLAYED/STARTED: 2/0

69

TACKLE

ROGERS AT A GLANCE:

- A third-year tackle who is in his first year with the Broncos after joining the club as a free agent in the offseason.
- Spent the 2006 season out of the NFL after he was waived by Dallas.
- Played both of his career games on special teams with the Cowboys as a rookie in 2004 before spending the 2005 season on Dallas' injured reserve list with a left knee injury.
- Started for three seasons at left tackle for the University of Southern California, where he received consensus All-America honors and the Pacific-10 Conference's Morris Trophy (top offensive lineman) following his senior season.
- Helped USC post a 23-3 record during his final two seasons and earn a share of the national championship (Associated Press) following the 2003 campaign.
- Joined the Broncos as a future-contract signee on Jan. 1, 2007.
- Selected by Dallas in the fourth round (52nd overall) of the 2004 NFL Draft.

CAREER TRANSACTIONS: Signed by Dallas as a draft choice 7/31/04; Placed on injured reserve (left knee) by Dallas 8/30/05; Waived by Dallas 3/20/06; Signed by Denver to a future contract 1/1/07.

2006: Rogers spent the season out of the NFL after he was waived by Dallas on March 20.

2005: Rogers was placed on injured reserve (left knee) by Dallas on Aug. 30 after competing in training camp. He was competing for the starting right tackle job when the injury occurred in a preseason game against Arizona.

2004: Selected by Dallas in the fourth round (52nd overall) of the 2004 NFL Draft, Rogers played on special teams in two games (0 starts). He dressed but did not play in six games and was inactive for eight contests. Rogers made his pro debut vs. Cle. (9/19) on special teams. He next played in the season finale at NYG (1/2).


COLLEGE: Rogers earned consensus All-America honors and the Pacific-10 Conference's Morris Trophy (top offensive lineman) as a senior at the University of Southern California. During his final two seasons, Rogers was part of a team that compiled a 23-3 record and won a share of the national championship (Associated Press) following his senior campaign with the Trojans' Rose Bowl win over Michigan. USC's offense also averaged

more than 450 yards per game during his junior and senior years. A three-year starter at left tackle, Rogers received first-team All-Pac-10 honors as a senior. As a junior, Rogers served as the team's starting left tackle to help the team to an 11-2 record and quarterback Carson Palmer win the Heisman Trophy. Rogers assumed a starting spot for his sophomore season after undergoing surgery on his left shoulder that caused him to miss spring practices. Rogers spent his freshman season at USC converting from tight end to tackle.

PERSONAL: Rogers earned *SuperPrep* All-America, all-far west and *Tacoma News Tribune Western* 100 honors as a senior tight end at Oxnard High School in Oxnard, Calif. As a senior, Rogers hauled in 39 passes for 412 yards (10.6 avg.) with four touchdowns despite missing the last four games of the season with a separated shoulder. He also saw time as a defensive end, linebacker and punter, averaging more than 40 yards per punt. He totaled 17 catches for 201 yards with five touchdowns as a junior. He started his high school career as a quarterback. He also averaged 10 rebounds per game as a member of the school's basketball team. Rogers majored in public policy at the University of Southern California. He is married to Erin, and the couple has a 2-year-old daughter, McKenzie. Jacob Rogers was born on Aug. 17, 1981, in Oxnard, Calif.

ROGERS' REGULAR SEASON RECORD

Year	Club	G	S
2004	Dallas	2	0
2005	Dallas	INJURED RESERVE (LEFT KNEE)	
2006		OUT OF FOOTBALL	
CAREER TOTALS		2	0



CECIL SAPP

5-11 • 229 • 5TH YR. • COLORADO STATE

BORN: Dec. 23, 1978, in Miami

HIGH SCHOOL: Palmetto High School, Miami

ACQUIRED: College Free Agent, 2003

NFL YEAR: 5th • YEAR WITH BRONCOS: 5th

NFL GAMES PLAYED/STARTED: 33/1 • POSTSEASON: 3/0

37

RUNNING BACK

SAPP AT A GLANCE:

- A fifth-year player who has developed into a consistent special-teams contributor for the Broncos in addition to seeing action at both running back and fullback.
- Played 11 games (1 start) for Denver in 2006, registering a career-best 80 rushing yards (8.0 avg.) and posting a personal-best 53-yard kickoff return before a left leg injury ended his year.
- Played all 16 regular-season games for the Broncos in 2005, recording five rushes for 21 yards (4.2 avg.) on offense and tying for sixth on the club with seven special-teams tackles.
- Signed to the Broncos' active roster in late October of 2004 after beginning the year on their practice squad and totaled all 32 of his rushing yards (4 carries) and one kickoff return (34 yds.) in the team's regular-season finale vs. Indianapolis (1/2/05).
- Served as the Broncos' primary kickoff returner in their AFC Wild Card Game at Indianapolis (1/9/05), totaling 86 yards on four returns (21.5 avg.) in his first career playoff action.
- Elevated to Denver's active roster two days before making his NFL debut at Green Bay (12/28/03) as a rookie, rushing 12 times for 31 yards (2.6 avg.) in that game at Lambeau Field.
- Posted the seventh-highest career rushing total (2,482 yds.) in Colorado State University history.
- Entered the NFL with the Broncos as a college free agent on May 8, 2003.

CAREER TRANSACTIONS: Signed by Denver as a college free agent 5/8/03; Waived by Denver 8/31/03; Signed by Denver (practice squad) 9/2/03; Signed by Denver (active roster) 12/26/03; Waived by Denver 9/5/04; Signed by Denver (practice squad) 9/7/04; Signed by Denver (active roster) 10/27/04; Placed on injured reserve (left fibular fracture) by Denver 12/4/06.

2006: In 11 games (1 start) with Denver, Sapp posted 80 yards on 10 carries (8.0 avg.) and eight catches for 34 yards while recording six special-teams stops in his fourth season as a Bronco. The club placed him on injured reserve on Dec. 4 with a left fibular fracture suffered a day earlier against the Seahawks. He made a special-teams stop in his first action of the year vs. K.C. (9/17). Sapp contributed a 3-yard reception at N.E. (9/24) before recording his first rushing attempts of the season as he carried three times for 10 yards on *Monday Night Football* vs. Bal. (10/9). With fullback Kyle Johnson inactive, Sapp made his first career start at Cle. (10/22). Sapp also recovered a muffed punt return in the first quarter and added a stop on special teams

against the Browns. Against Ind. (10/29), Sapp gained a career-high 39 rushing yards and posted the longest run of his career with a 28-yard scamper. As the starting fullback, he made one catch for seven yards and added a special-teams stop at Pit. (11/5). Sapp contributed a 1-yard run and two kickoff returns for 56 yards, including a career-best 53-yarder to open the second half, on *Sunday Night Football* vs. S.D. (11/19). In addition to hauling in Jay Cutler's first professional completion (1 yd.), Sapp gained 24 yards on two carries on *Sunday Night Football* vs. Sea. (12/3). He also returned a kickoff 23 yards against the Seahawks before leaving the game with a left fibular fracture suffered on a fourth-quarter kickoff return.

2005: Sapp played all 16 regular-season games (0 starts) for the Broncos and tied for sixth on the team with seven special-teams tackles (6 solo) while adding two fumble recoveries and one forced fumble on coverage units. He saw action on offense in seven games, recording offensive statistics in three games, and finished the year with five rushes for 21 yards (4.2 avg.) and two receptions for 17 yards (8.5 avg.). His lone rushing attempts of the season came vs. NYJ (11/20) when he carried five times for 21 yards, including a 10-yard run. Sapp also played in both postseason games for Denver. He recovered a fumbled kickoff return to set up Jason Elam's 50-yard field goal in an AFC Divisional Playoff Game vs. N.E. (1/14). He also tied for the team lead with two special-teams stops against the Patriots. Sapp returned a squibbed kickoff late in the fourth quarter 11 yards in the AFC Championship Game vs. Pit. (1/22) and saw action on offense against the Steelers. Sapp's 12-yard catch from Jake Plummer vs. K.C. (9/26) on *Monday Night Football* marked his first career reception and set up Plummer's 1-yard touchdown run. In the game vs. NYJ (11/20), Sapp stopped Jets kick returner Justin Miller and forced a fumble that Denver recovered to set up a touchdown. He also recorded five carries for 21 yards (4.2 avg.) against the Jets. He saw extended playing time at fullback at Buf. (12/17) due to an injury to Kyle Johnson. With Johnson back in the lineup, Sapp saw action at fullback late in the game vs. Oak. (12/24) while posting a special-teams tackle and recovering a fumbled kickoff return to begin the second half.

2004: Sapp, who was signed to Denver's active roster Oct. 27 from its practice squad after running back Quentin Griffin was placed on injured reserve with a torn ACL (right knee), played five games (0 starts) and totaled four rushes for 32 yards (8.0 avg.). His four rushing attempts all occurred in Denver's regular-season finale vs. Ind. (1/2). As Denver's primary kickoff returner in an AFC Wild Card Game at Ind. (1/9), he totaled 86 yards on four returns (21.5 avg.), including a 25-yarder, in the first playoff action of his career. He spent the first seven games of the year on Denver's practice squad before being signed to its active roster Oct. 27. He played on offense for the first time all year vs. Mia. (12/12) when starting running back Reuben Droughns missed a few plays in the fourth quarter and also made the first special-teams tackle of his career against the Dolphins. Against Ind. (1/2) in Denver's final regular-season game, he recorded four rushes for a career-high 32 yards (8.0 avg.), including an 18-yard scamper, and returned a kickoff 34 yards to mark the first return of his career.

2003: Sapp, who entered the NFL on May 8 as college free agent with the Broncos, spent most of the year on Denver's practice squad. He joined Denver's active roster Dec. 26 and saw his only action of the year two days later at G.B. (12/28), rushing 12 times for 31 yards (2.6 avg.) as a reserve. Sapp was inactive for the Broncos' AFC Wild Card Game at Ind. (1/4). He completed training camp with Denver as a college free agent but was waived in the final cutdown Aug. 31. He signed with the Broncos' practice squad on Sept. 2.

COLLEGE: Sapp attended Colorado State University, where he finished his career with 2,482 yards on 504 carries (4.9 avg.) with 28 touchdowns in 28 games. He left the school ranked seventh on its all-time rushing list (2,482 yds.). Sapp made a successful return to the field as a senior in 2002 after missing the previous season due to surgery that removed a benign tumor from his right heel. That year, he became only the 15th player in school history to rush for more than 1,000 yards in a season. In his career, Sapp scored at least two touchdowns in nine games, including six two-touchdown games as a senior.

PERSONAL: Sapp attended Palmetto High School in Miami, where he earned first-team all-conference honors and honorable mention all-state accolades in football during his senior year. Cecil Sapp was born Dec. 23, 1978, in Miami.

SAPP'S REGULAR SEASON RECORD

Year	Club	G	S	RUSHING				RECEIVING				SCORING			
				No.	Yds.	Avg.	LG	No.	Yds.	Avg.	LG	TD	TDp	TDrt	2pt Pts.
2003	Denver	1	0	12	31	2.6	5	0	0	0.0	—	0	0	0	0
2004	Denver	5	0	4	32	8.0	18	0	0	0.0	—	0	0	0	0
2005	Denver	16	0	5	21	4.2	10	2	17	8.5	12	0	0	0	0
2006	Denver	11	1	10	80	8.0	28	8	34	4.3	9	0	0	0	0
CAREER TOTALS		33	1	31	164	5.3	28	10	51	5.1	12	0	0	0	0

KICKOFF RETURNS

Year	Club	No.	Yds.	Avg.	LG	TD
2003	Denver	0	0	0.0	—	0
2004	Denver	1	34	34.0	34	0
2005	Denver	2	28	14.0	20	0
2006	Denver	4	95	23.8	53	0
CAREER TOTALS		7	157	22.4	53	0

ADDITIONAL STATISTICS: Special teams tackles — 2004 (1), 2005 (7), 2006 (6), TOTAL (14). Miscellaneous tackles — 2004 (1), 2006 (1), TOTAL (2). Fumble recoveries on special teams — 2005 (2), 2006 (1), TOTAL (3). Fumbles forced on special teams — 2005 (1), TOTAL (1).

SAPP'S POSTSEASON RECORD

Year	Club	G	S	RUSHING				RECEIVING				SCORING			
				No.	Yds.	Avg.	LG	No.	Yds.	Avg.	LG	TD	TDp	TDrt	2pt Pts.
2003	Denver	0	0	0	0	0.0	—	0	0	0.0	—	0	0	0	0
2004	Denver	1	0	0	0	0.0	—	0	0	0.0	—	0	0	0	0
2005	Denver	2	0	0	0	0.0	—	0	0	0.0	—	0	0	0	0
CAREER TOTALS		3	0	0	0	0.0	—	0	0	0.0	—	0	0	0	0

KICKOFF RETURNS

Year	Club	No.	Yds.	Avg.	LG	TD
2003	Denver	0	0	0.0	—	0
2004	Denver	4	86	21.5	25	0
2005	Denver	1	11	11.0	11	0
CAREER TOTALS		5	97	19.4	25	0

ADDITIONAL STATISTICS: Special teams tackles — 2004 (1), 2005 (2), TOTAL (3). Fumble recoveries on special teams — 2005 (1), TOTAL (1).

SAPP'S SINGLE GAME HIGHS

(Postseason in parentheses)

Rushes — 12 at Green Bay, 12/28/03 (none). **Rushing yards** — 39 vs. Indianapolis, 10/29/06 (none). **Longest rush** — 28 vs. Indianapolis, 10/29/06 (none). **Rushing touchdowns** — None (none). **Receptions** — 2 vs. Oakland, 10/15/06 (none). **Receiving yards** — 12 vs. Kansas City, 9/26/05 (none). **Longest reception** — 12 vs. Kansas City, 9/26/05 (none). **Receiving touchdowns** — None (none). **Kick returns** — 2 vs. San Diego, 11/19/06 (4 at Indianapolis, 1/9/05). **Kick return yards** — 56 vs. San Diego, 11/19/06 (86 at Indianapolis, 1/9/05). **Longest kick return** — 53 vs. San Diego, 11/19/06 (25 at Indianapolis, 1/9/05).



TODD SAUERBRUN

5-10 • 215 • 13TH YR. • WEST VIRGINIA

BORN: Jan. 4, 1973, in Setauket, N.Y.

HIGH SCHOOL: Ward Melville High School, East Setauket, N.Y.

ACQUIRED: Unrestricted Free Agent (New England), 2007

NFL YEAR: 13th • **YEAR WITH BRONCOS:** 2nd

NFL GAMES PLAYED/STARTED: 164/0 • **POSTSEASON:** 9/0

PUNTER

SAUERBRUN AT A GLANCE:

- A 13th-year punter who was selected to three consecutive Pro Bowls from 2001-03, during which time he posted the highest gross punting average (45.9 yds.) for any three-year period in NFL history.
- Begins his second stint in Denver, which he helped reach the AFC Championship Game in 2005, after playing for New England during its final two regular-season and three postseason games in 2006.
- Boasts the best net punting average (37.1 yds.) and second-best gross punting average (45.1 yds.) in the NFL since 2000.
- Owns the fifth-best career gross punting average (44.0 yds.) in NFL history and ranks second among all active players in that statistic.
- Ranks as Carolina's all-time leader in every major punting category, playing four years (2001-04) with the Panthers after stints in Kansas City (2000) and Chicago (1995-99).
- Became the only player since the NFL merger in 1970 to lead his conference in gross punting average for three consecutive seasons (2001-03), a feat he accomplished with Carolina.
- Became one of six players since 1970 to lead the NFL in gross punting average in consecutive seasons (2001-02) and was the first punter in 15 years to lead the league in both punts and gross average in 2002 with Carolina.
- Posted a 47.5-yard gross punting average with Carolina in 2001, the highest in the NFL since 1963, to earn his first Pro Bowl selection and first-team All-Pro honors (Associated Press).
- Set an NCAA record with a 46.3-yard career gross punting average at West Virginia University.
- Traded to the Broncos from Carolina on May 19, 2005, in exchange for punter Jason Baker and Denver's seventh-round pick in the 2006 NFL Draft.
- Selected by Chicago in the second round (56th overall) of the 1995 NFL Draft.

10's TROPHY CASE

Pro Bowl Selections (3)2001-03
All-Pro (First Team)2001-02
All-Pro (Second Team)2003

CAREER TRANSACTIONS: Signed by Carolina as a draft choice (1995); Placed on injured reserve (left knee) by Chicago 9/23/98; Signed by Kansas City as an unrestricted free agent 4/3/00; Released by Kansas City 3/13/01; Signed by Carolina as a free agent 4/24/01; Traded to Denver 5/19/05; Placed on reserve/suspended list by Commissioner 9/2/06; Suspension lifted by Commissioner 10/10/06; Released by Denver 10/10/06; Signed by New England 12/22/06; Signed by Denver as an unrestricted free agent 4/20/07.



2006: Sauerbrun started the season with Denver but was suspended by the league for the first four games of the season. Denver released him at the conclusion of the suspension. He spent 11 weeks out of football until New England signed him on Dec. 22. He punted 10 times in the Patriots' final two regular-season games for 408 yards (40.8 avg. / 35.0 net) while placing two punts inside the 20-yard line. He punted in all three post-season contests for New England, posting a 45.7-yard gross average and a 38.5 net average on 14 punts for 640 yards. In an AFC Divisional Playoff Game at S.D. (1/14), Sauerbrun booted seven balls for 309 yards (44.1 avg.). He posted 257 yards on five punts (51.4 avg.) in the AFC Championship Game at Ind. (1/21).

2005: In his first season with the Broncos, Sauerbrun placed fifth in the AFC and eighth in the NFL in gross punting, averaging 43.8 yards per punt, while he ranked fifth in the conference and seventh in the league with a 38.0-yard net average. He punted 72 times for 3,157 yards on the season, pinning the opposition inside the 20-yard line 24 times while allowing only six touchbacks for his lowest such total since 1998 (3). After assuming the kickoff duties from Paul Ernster after the first game, he ranked third in the AFC and fourth in the NFL with 14 resulting in touchbacks. He won AFC Special Teams Player of the Week honors for his performance vs. N.E. (10/16) and was tabbed the conference's Special Teams Player of the Month for his play in October (11 of his 28 punts in five October games were placed inside the 20-yard line, and he recorded a 45.3 gross punting average and a 39.1 net average). In addition to his punting and kicking duties, Sauerbrun served as the holder on field-goal attempts during the first two games. Sauerbrun punted six times in an AFC Divisional Playoff Game vs. N.E. (1/14), booting three attempts that were downed inside the Patriots' 20-yard line. In the second quarter, while covering a kickoff, he forced New England's Ellis Hobbs to fumble, which Denver recovered to set up a field goal. In the AFC Championship Game vs. Pit. (1/22), Sauerbrun punted twice for 87 yards, placing one punt inside the 20. In the season opener at Mia. (9/11), he punted a season-high seven times for 318 yards (45.4 avg.). He matched his season-high seven punts in consecutive weeks vs. Was. (10/9) and vs. N.E. (10/16). In the fourth quarter against the Redskins, Sauerbrun drilled a 65-yard punt to force Washington to take over at its 6-yard line. Against the Patriots, Sauerbrun totaled a season-high 366 punting yards (52.3 avg. / 46.9 net), including a season-long 66-yard boot in a performance that earned him AFC Special Teams Player of the Week. He recorded a season-best three punts inside the 20-yard line at NYG (10/23). In the regular-season finale at S.D. (12/31), Sauerbrun booted seven balls for 319 yards (45.6 yd. avg.).

2004: Sauerbrun played all 16 games in his final year with Carolina, punting 76 times for 3,351 yards while placing 25 punts inside the 20-yard line. Sauerbrun, who became Carolina's all-time leader in punts with 350, ranked second in the NFC (4th in NFL) with a 44.1-yard gross punting average and boasted a 37.5-yard net punting average for the third-highest mark in the NFC (5th in NFL). His franchise-best career punt total accompanied his Panthers career records in gross punting average (45.5 yds.) and punts inside the 20 (113). He also attempted a field goal in 2004 for the first time since his collegiate career, connecting on his lone try (34 yds.) at S.F. (11/14) for the go-ahead score with less than five minutes to play while converting all four extra-point tries. He took on kicking duties in the second half against the 49ers after John Kasay was injured in the contest. Sauerbrun opened the year with a 43.4-yard gross average (38.2 net) on five punts vs. G.B. (9/13), including three punts inside the 20-yard line. Sauerbrun's season high for gross punting average came vs. Atl. (10/3) with a 52.4-yard mark (40.6 net) on five punts. He posted consecutive games with four punts inside the 20-yard line at Den. (10/10) and at Phi. (10/17). Against the Broncos, Sauerbrun had a season-best 46.2-yard net punting average (48.2 gross) on five punts while not allowing any touchbacks. He had season highs in punts (8) and yards (321) vs. N.O. (1/2) in the season finale.

2003: Sauerbrun played all 16 regular-season games for Carolina and punted 77 times for a gross average of 44.6 yards, leading the NFC (T-2nd in NFL) in that category for the third consecutive year. He became the only punter since the NFL merger in 1970 to lead either the AFC or NFC in gross punting average in three consecutive seasons and earned his third consecutive Pro Bowl selection. His season totals were part of a 45.9-yard gross average from 2001-03, marking the highest three-year mark in NFL history (min. 200 punts). Sauerbrun became the first punter to make three consecutive appearances in the Pro Bowl since Matt Turk of Washington (1997-99) as well as the third player in Panthers history to be named to three consecutive Pro

SAUERBRUN AMONG NFL'S ALL-TIME PUNTING LEADERS

HIGHEST GROSS PUNTING AVERAGE IN NFL HISTORY (MIN. 250 PUNTS)

Player	Punts	Yards	Gross Avg.
1. Shane Lechler (2000-06)	519	23,926	46.1
2. Sammy Baugh (1937-52)	338	15,245	45.1
3. Tommy Davis (1959-69)	511	22,833	44.7
4. Yale Lary (1952-64)	503	22,279	44.3
5. Todd Sauerbrun (1995-06)	842	37,008	44.0

Bowls (KR Michael Bates, TE Wesley Walls). Additionally, he was named All-Pro by *Football Digest* and *The Sporting News*, second-team All-Pro by the Associated Press and All-NFC by *Pro Football Weekly*. Sauerbrun, who totaled a 35.6-yard net average as well as a long punt of 64 yards and 22 punts inside the 20-yard line, had three of his attempts blocked (2 at NYG 11/28). Critical to Carolina advancing to the Super Bowl, Sauerbrun played all four playoff games in the first postseason action of his career. In Super Bowl XXXVIII vs. N.E. (2/1), he had a strong showing with a 44.3-yard gross average (38.3 net) on seven punts with one inside the 20 and contributed a special-teams tackle. At Ind. (10/12), he had a 44.2-yard net average (48.2 gross) on five punts, three of which he placed inside the 20. He boasted a gross punting average above 50 in consecutive games vs. Was. (11/16) and at Dal. (11/23) with 50.3 and 50.2-yard respective averages.

2002: Sauerbrun played all 16 games for Carolina and led the NFL with a gross punting average of 45.5 yards as well as a career-high and franchise-record 104 punts, becoming the first punter in NFL history to lead the league in both categories in the same season since Ralf Mojsiejenko of San Diego in 1987. He was selected to his second consecutive Pro Bowl and was the first punter to earn consecutive Pro Bowl selections since Matt Turk of Washington (1997-99). Sauerbrun was named first-team All-Pro by the Associated Press, *Sports Illustrated*, *The Sporting News* and *Football Digest* as well as All-NFL and All-NFC by *Pro Football Weekly*. He became the sixth punter since the NFL merger in 1970 to lead the league in gross punting average in consecutive seasons and the first to do so since Greg Montgomery of the Houston Oilers (1992-93). Combining his numbers from 2001, Sauerbrun had the third and fourth best consecutive-year totals in punting yards (9,154) and gross average (46.5) in NFL history. He boasted a net average of 37.5 yards for the fourth best mark in the NFL and led the NFC (T-2nd in NFL) with 31 punts inside the 20-yard line. His season-long 67-yarder was the third-longest punt in the NFC (6th in NFL), and he also had the second punt blocked of his career (vs. N.O. 11/10) during the year. He pinned a then career-high four punts inside the 20-yard line vs. Ari. (10/6) on five attempts while not allowing any return yards for a season-best 47.0-yard net punting average. Against T.B. (10/27), the punter had a season-best 52.6-yard gross punting average (46.3 net) on seven punts. He set Carolina single-game records with 11 punts and a career-best six inside the 20 vs. Chi. (12/22).

2001: Sauerbrun enjoyed arguably the finest season of his NFL career, playing all 16 games in his first year with Carolina and recording the highest gross punting average (47.5) in the NFL since 1963 (Yale Lary, Det. - 48.9 yds.). He was elected to his first Pro Bowl as the first Carolina punter to achieve that distinction and received several other honors, including: The Golden Toe Award (*Pro Football Weekly* / *Pro Football Writer's Association*); first-team All-Pro (Associated Press, *Sports Illustrated*, *Pro Football Weekly*, *College and Pro Football Newsweekly* and *The Sporting News*); and All-NFC (*Football News*). The NFL's leader in net (38.9 yds. - a career high) and gross punting average, Sauerbrun ranked second in the league with 35 punts inside the 20-yard line for the third-highest single-season total in NFL history since the league began tracking the statistic in 1976. He recorded a long punt of 73 yards that was the fifth-longest punt in the NFL on the year while drilling 43 punts longer than 50 yards, 18 longer than 60 yards and five that were at least 70 yards. He finished the year recording a 60-yard punt in nine consecutive games and made three special-teams tackles on the season. At Was. (10/21), he enjoyed one of the best games of his career and the best day ever for a Panthers punter en route to earning his first NFC Special Team Player of the Week award after establishing career highs and team single-game records with a gross average of 55.8 yards and a net average of 50.8 yards. He also equaled his career long and set a team record with a 72-yarder against the Redskins, booting five of his six punts longer than 50 yards while placing a season-high four attempts inside the 20. He tied a Panthers record with 10 punts vs. NYJ (10/28) but suffered the first blocked punt of his career in the contest. In inclement weather at Mia. (11/4), he averaged 52.3 yards on seven punts, including a career-best 73-yard punt and three 60-yard blasts. He produced consecutive games in which he boasted a gross average greater than 54 yards vs. Atl. (11/25) and at N.O. (12/2) with 54.7 and 54.3-yard respective averages that marked the second and third-highest single-game averages in team history. He averaged 45.6 yards on five punts with a long of 63 against Stl. (12/23) to mark his ninth consecutive game with a punt longer than 60 yards.

2000: In his only season with Kansas City after signing with the club as an unrestricted free agent on April 3, Sauerbrun played all 16 games for the Chiefs and punted 82 times for 3,656 yards with a 44.6-yard gross average (35.8 net). He also drilled 28 punts inside the 20-yard line and had a long punt of 68 yards while tying for fourth in the NFL with 28 punts of more than 50 yards. Sauerbrun proved to be an asset in all areas of special teams, tying a career high with nine special-teams tackles to mark the most ever for a Chiefs punter or kicker since the club began tracking that statistic in 1982. He averaged 51.0 gross yards (36.8 net) on four punts vs. Oak. (10/15) before recording a 55.7 gross average (43.0 net) when the Chiefs visited the Raiders (11/5) later in the year. He punted a season-high 10 times for a 43.1-yard gross average (36.1 net) with two inside the 20-yard line at S.D. (11/26) before placing a season-best four of his six punts inside the 20-yard line at N.E. (12/4).

SAUERBRUN ONE OF THE NFL'S BEST PUNTERS SINCE 2000

BEST GROSS PUNTING AVG., NFL, 2000-06

Player	Punts	Gross Avg.
1. Shane Lechler, Oak.	519	46.1
2. Todd Sauerbrun, Den./N.E./Car./K.C.	514	45.1
3. Hunter Smith, Ind.	414	43.6
4. Mitch Berger, N.O./Min.	408	43.5
5. Brian Moorman, Buf.	471	43.5

BEST NET PUNTING AVG., NFL, 2000-06

Player	Punts	Net Avg.
1. Todd Sauerbrun, Den./N.E./Car./K.C.	514	37.1
2. Brian Moorman, Buf.	471	37.0
3. Craig Hentrich, Ten.	536	36.9
4. Shane Lechler, Oak.	519	36.6
5. Mitch Berger, N.O./Min.	408	36.6

1999: Sauerbrun, fully recovered from a left knee injury that ended his 1998 campaign in September of that year, appeared in all 16 games with Chicago and wrapped up his time with the Bears second in team annals with a 42.2-yard career gross average. For the season, he punted 85 times for 3,478 yards for a 40.9-yard gross average (35.4 net) and placed 20 punts inside the 20-yard line while recording a long punt of 65 and one special-teams tackle. In the season opener vs. K.C. (9/12), he placed three of his five punts inside the 20-yard line. Sauerbrun had a 48.0-yard gross punting average (43.0 net) at Oak. (9/26) on four punts. He set a season high with three punts inside the 20-yard line at T.B. (10/24). At Stl. (12/26), he recorded season bests in gross (51.8) and net (43.6) punting averages while placing two of his five punts inside the 20-yard line.

1998: Sauerbrun played three games with Chicago before sustaining a season-ending left knee injury that forced him to go on injured reserve Sept. 23. Before the injury, he led the NFC (2nd in NFL) in both gross (49.4) and net (42.1) punting averages. Sauerbrun finished the year punting 15 times with six attempts landing inside the 20-yard line. He suffered an injury to his left knee (ACL and MLL) on a roughing-the-punter call in the fourth quarter at T.B. (9/20). He underwent successful knee surgery Oct. 2.

1997: Sauerbrun appeared in all 16 games for Chicago, punting 95 times with a 42.7-yard gross punting average (32.8 net) along with 26 punts inside the 20-yard line for the third-highest single-season total in franchise history. He also ranked seventh on the Bears with a personal-best nine special-teams stops and had two rushes for eight yards. At G.B. (9/1), he completed a two-point conversion to defensive tackle Jim Flanigan after a muffed extra-point attempt. Sauerbrun notched a career-high 12 punts vs. N.O. (10/5) for the second-highest total in Chicago history and a Bears single-game record 524 punting yards. Against NYJ (11/16), he suffered a slight concussion and missed his first play since his rookie year. After placing a season-high four punts inside the 20-yard line vs. T.B. (11/23), Sauerbrun averaged a season-best 53.6 gross yards on five punts at Det. (11/27), marking the fourth-highest single-game total in franchise history. He displayed remarkable effort at Stl. (12/14), making a touchdown-saving tackle after a blocked field-goal attempt.

1996: Sauerbrun played all 16 games for Chicago and was a second-team All-NFC choice by United Press International after ranking third in the NFC with a 44.8-yard gross average (34.9 net) on 78 punts, including 15 inside the 20-yard line and a then career-long 72-yarder. His 44.8-yard gross average represented the second-highest single-season mark in Bears history. He excelled on kickoffs, registering nine touchbacks on 57 kicks. Sauerbrun also was 2-of-2 on pass attempts, totaling 63 yards to gain first downs on a pair of fake punts. Additionally, he rushed once for three yards, securing a first down out of a punt formation. Sauerbrun had season bests in gross (53.3) and net (45.3) punting in the season opener vs. Dal. (9/2). At Was. (9/8), Sauerbrun recorded the NFC's longest punt of the season with a then career-long 72-yarder as part of a seven-punt game in which he placed a season-best three punts inside the 20-yard line. He completed a career-long 47-yard pass to running back Raymont Harris on a fake punt vs. Min. (9/15) and had a 51.1-yard gross punting average (40.0 net) in the contest. Against G.B. (10/6), Sauerbrun completed a 16-yard pass to wide receiver Bobby Ingram on a fake punt and had a 52.8-yard gross punting average on three attempts.

1995: Selected by Chicago in the second round (56th overall) of the 1995 NFL Draft, Sauerbrun played 15 games as a rookie and averaged 37.8 gross yards (31.1 net) on 55 punts. He also placed 16 punts inside the 20-yard line and recorded a long punt of 61 yards while making three special-teams tackles. He handled the team's kickoff duties, drilling six of his 64 kicks for touchbacks. In his NFL debut vs. Min. (9/3), he punted five times for a 38.4-yard gross average (31.4 net) with one punt inside the 20-yard line. Sauerbrun placed three attempts inside the 20 vs. G.B. (9/11), a season high he would later match at Min. (10/30). At T.B. (9/17), he recorded a season-best 43.6-yard gross punting average (39.8 net). Sauerbrun concluded his first NFL season with a single-game best 40.0 net average on his lone punt, a 43-yarder, vs. Phi. (12/24).

COLLEGE: Sauerbrun enjoyed a record-setting four years at West Virginia University and became the NCAA's all-time leader with a 46.3-yard career gross punting average, surpassing the previous mark of 45.6 yards set by Reggie Roby (1979-82) at the University of Iowa. A three-time first-team All-Big East Conference selection as well as an honorable mention All-America choice as a sophomore and junior, Sauerbrun firmly established himself atop several single-season and career collegiate records. He set an NCAA record for the highest single-season gross average (min. 50 att.) with a 48.4-yard gross mark as a senior in 1994 while setting an NCAA single-year milestone with 32 punts of at least 50 yards. He averaged 60.1 yards on nine punts, including a 90-yarder, against Nebraska as a senior to set an NCAA single-game record with a 57.0-yard gross average. Sauerbrun also handled the Mountaineers' kickoff duties and was the school's place kicker in 1993 as a junior, converting 8-of-17 field goals and 30-of-32 extra points. Sauerbrun demonstrated remarkable leg strength as evidenced by allowing only 104 of his 221 career kickoffs to be returned. Initially recruited by West Virginia as a place kicker, Sauerbrun was part of a recruiting class at the school that included Pro Bowl kicker Mike Vanderjagt.

PERSONAL: Sauerbrun averaged 45.1 gross yards punting and kicked a 62-yard field goal as a senior at Ward Melville High School in East Setauket, N.Y. He also was regarded as one of the best prep lacrosse players in the state at Ward Melville, one of the East Coast's top lacrosse programs. Sauerbrun majored in physical education at West Virginia. He is a racquetball enthusiast who competes in tournaments on the open level in Chicago in the offseason as well as in several national tournaments. He plans to conduct kicking camps once his NFL career concludes. Todd Scott Sauerbrun was born Jan. 4, 1973, in Setauket, N.Y., and has a daughter, Brooke.

SAUERBRUN'S REGULAR SEASON RECORD

Year	Club	G	S	No.	Yds.	Avg.	Net.	TB	In 20	LG	Bik.
1995	Chicago	15	0	55	2,080	37.8	31.1	6	16	61	0
1996	Chicago	16	0	78	3,491	44.8	34.9	12	15	72	0
1997	Chicago	16	0	95	4,059	42.7	32.8	11	26	67	0
1998	Chicago	3	0	15	741	49.4	42.1	3	6	71	0
1999	Chicago	16	0	85	3,478	40.9	35.4	10	20	65	0
2000	Kansas City	16	0	82	3,656	44.6	35.8	8	28	68	0
2001	Carolina	16	0	93	4,419	47.5	38.9	17	35	73	1
2002	Carolina	16	0	104	4,735	45.5	37.5	12	31	67	1
2003	Carolina	16	0	77	3,433	44.6	35.6	9	22	64	3
2004	Carolina	16	0	76	3,351	44.1	37.5	8	25	65	1
2005	Denver	16	0	72	3,157	43.8	38.0	6	24	66	1
2006	New England	2	0	10	408	40.8	35.0	0	2	58	0
CAREER TOTALS	164	0	842	37,008	44.0	36.0	102	250	73	7	0
BRONCOS TOTALS	16	0	72	3,157	43.8	38.0	6	24	66	1	1

ADDITIONAL STATISTICS: Kickoffs — 1995 (64 for 4,056 yds., 63.4 avg., 6 TBs), 1996 (57 for 3,663 yds., 64.3 avg., 9 TBs), 1997 (29 for 1,978 yds., 68.2 avg., 6 TBs), 1998 (11 for 744 yds., 67.6 avg., 3 TBs), 1999 (27 for 1,702 yds., 63.0 avg., 3 TBs), 2000 (76 for 4,858 yds., 63.9 avg., 6 TBs), 2001 (33 for 2,164 yds., 65.6 avg., 4 TBs), 2002 (55 for 3,418 yds., 62.1 avg., 7 TBs), 2003 (1 for 36 yds., 36.0 avg.), 2004 (17 for 994 yds., 58.5 avg., 1 TB), 2005 (79 for 5,165 yds., 65.4 avg., 14 TB), TOTAL (385 for 24,722 yds., 64.1 avg., 53 TBs).

Field Goals/PATs — 2004 (1-of-1, 34-yd. LG, 4-of-4 PATs - at S.F. 11/14), TOTAL (1-of-1 FGs, 34-yd. LG, 4-of-4 PATs).

Special Teams Tackles — 1995 (3), 1996 (3), 1997 (9), 1998 (2), 1999 (1), 2000 (9), 2001 (3), 2002 (7), 2003 (1), 2004 (1), TOTAL (39).

Rushing — 1996 (1 for 3 yds.), 1997 (2 for 8 yds., LG 8), 1999 (1 for -2 yds.), 2001 (1 for 0 yds.), TOTAL (5 for 9 yds., 1.8 avg., LG 8).

Passing — 1996 (2-of-2, 63 yds., LG 47), 2003 (0-of-1), TOTAL (2-of-3, 63 yds., LG 47). Threw a 2-pt. Conv. at G.B. 9/1/97.

SAUERBRUN'S POSTSEASON RECORD

Year	Club	G	S	No.	Yds.	Avg.	Net.	TB	In 20	LG	Bik.
2003	Carolina	4	0	21	910	43.3	37.7	2	5	59	0
2005	Denver	2	0	8	361	45.1	38.9	0	4	58	0
2006	New England	3	0	14	640	45.7	38.5	1	2	59	0
CAREER TOTALS	9	0	43	1,911	44.4	38.2	3	11	59	0	0
BRONCOS TOTALS	2	0	8	361	45.1	38.9	0	4	58	0	0

ADDITIONAL STATISTICS: Kickoffs — 2005 (10 for 673 yds., 1 TBs), TOTAL (10 for 673 yds., 1 TBs). **Special teams tackles** — 2004 (1), 2005 (1), TOTAL (2). **Fumbles forced on special teams** — 2005 (1), TOTAL (1).

SAUERBRUN'S SINGLE GAME HIGHS

(postseason in parentheses)

Punts — 12 vs. New Orleans, 10/5/97 (7, three times, last at San Diego, 1/14/07). **Gross punt average** — 55.8 at Washington, 10/21/01 (51.4 at Indianapolis, 1/21/07). **Net punt average** — 50.8 at Washington, 10/21/01 (40.0 vs. Dallas, 1/3/04). **Longest Punt** — 73 at Miami, 11/4/01 (59, three times, last at Indianapolis, 1/21/07). **Punts inside the 20** — 6 vs. Chicago, 12/22/02 (3 vs. New England, 1/14/06). **Kickoffs** — 10 vs. St. Louis, 10/22/02 (6 vs. New England, 1/14/06). **Touchbacks on kickoffs** — 3, five times, last vs. New England, 10/16/05 (1 vs. Pittsburgh, 1/22/06).



TONY SCHEFFLER
6-5 • 250 • 2ND YR. • WESTERN MICHIGAN

BORN: Feb. 15, 1983, in Morenci, Mich.
HIGH SCHOOL: Chelsea High School, Chelsea, Mich.
ACQUIRED: Draft #2 (61st overall), 2006
NFL YEAR: 2nd • **YEAR WITH BRONCOS:** 2nd
NFL GAMES PLAYED/STARTED: 13/5



TIGHT END

SCHEFFLER AT A GLANCE:

- A second-year player whose four touchdown receptions in 2006 tied for the most by a Broncos rookie in a season and marked the highest total by a rookie tight end in club annals.
- Led all NFL tight ends with four touchdown catches during the final four weeks of the 2006 season and ranked third in that group with 204 receiving yards in that stretch.
- Earned first-team All-Mid-American Conference honors twice for Western Michigan University and also was a starter on the school's baseball team.
- Totalled 110 of his 117 career receptions during his final two years at WMU after competing as a wide receiver during his first two collegiate seasons.
- Finished second in Western Michigan history in career receptions (117) and receiving yards (1,345) by a tight end.

SCHEFFLER AMONG THE NFL LEADERS DOWN THE STRETCH

RECEIVING YDS., NFL TEs, LAST 4 WEEKS OF 2006

Player	Rec.	Yds.	Avg.	TDs
1. Chris Cooley, Was.	20	252	12.6	1
2. Antonio Gates, S.D.	14	230	16.4	3
3. Tony Scheffler, Den.	11	204	18.5	4
4. Todd Heap, Bal.	18	201	11.2	0
Jason Witten, Dal.	19	201	10.6	0

RECEIVING TDS, NFL TEs, LAST 4 WEEKS OF 2006

Player	TDs
1. Tony Scheffler, Den.	4
2. Antonio Gates, S.D.	3
3. Five Players	2

- Placed fourth in voting for the John Mackey Award (nation's best tight end) as a senior at WMU in 2005, recording a career-high 57 catches for 670 yards (11.8 avg.) with nine touchdowns.
- Selected by the Broncos in the second round (61st overall) of the 2006 NFL Draft.

CAREER TRANSACTIONS: Signed by Denver as a draft choice 7/27/06.



2006: Selected by the Broncos in the second round (61st overall) of the 2006 NFL Draft, Scheffler made 18 catches for 286 yards (15.9 avg.) with four touchdowns in 13 games (5 starts). His four touchdowns tied Rick Massie (1987) for the most receiving scores by a Broncos rookie in team history and were the most by a rookie tight end in club annals. In the final four weeks of the season, Scheffler placed third among all NFL tight ends with 204 receiving yards on 11 catches with four touchdowns. Scheffler's four touchdowns during that stretch led all league tight ends. He started his professional debut as the club opened in a two-tight end formation at Stl. (9/10) and caught a 9-yard pass from Jake Plummer in the second quarter that marked his first catch. He led Denver with a season-high four catches for 51 yards vs. Ind. (10/29). After he was inactive for three consecutive games, the rookie tight end returned and made a 15-yard catch in Jay Cutler's debut on *Sunday Night Football* vs. Sea. (12/3). He made three catches for a season-high 66 yards, including a pair of touchdowns, at S.D. (12/10). His two touchdown catches within 48 seconds from Cutler tied the league mark for the fastest that two rookies produced a pair of touchdowns, equaling the mark established by Charlie Conerly and Bill Swiacki of the New York Giants in 1948. In addition, he tied a Denver record for receiving touchdowns by a rookie in a game and became just the fifth rookie tight end in the NFL since 2000 to catch multiple touchdowns in a game. Scheffler made three catches for 58 yards at Ari. (12/17). He started vs. Cin. (12/24) and made two catches for 26 yards, including a 1-yard touchdown. He caught three passes for 54 yards and scored on a 9-yard touchdown grab in the regular-season finale vs. S.F. (12/31).

COLLEGE: Scheffler was a two-time first-team All-Mid-American Conference choice at Western Michigan University, where he was a starter at tight end during his final two seasons after beginning his career as a wide receiver. He played 35 career games (21 starts), totaling 117 receptions for 1,345 yards (11.5 avg.) with 13 touchdowns. He finished his career ranked second among tight ends in both receptions and receiving yards in school history. Scheffler started all 11 games as a senior for Western Michigan, earning first-team All-MAC accolades for the second consecutive year and finishing fourth in voting for the John Mackey Award (nation's best tight end). He finished the year setting career highs in receptions (57), receiving yards (670) and receiving touchdowns (9). He ranked third nationally among tight ends in receptions per game (5.18) and fifth in receiving yards per game (60.9 avg.). A two-time John Mackey National Tight End of the Week selection in 2005, Scheffler also received honorable mention All-America accolades from *College Football News*. As a junior in 2004, his first season at tight end following a switch from wide receiver, Scheffler led all MAC tight ends in receptions with 53 for 570 yards (10.8 avg.) with three touchdowns in 11 games (10 starts) as a first-team All-MAC pick. Scheffler was limited to one game as a sophomore for WMU due to a fractured right clavicle suffered in its season opener at Michigan State. He redshirted as a true freshman.

PERSONAL: Scheffler attended Chelsea High School in Chelsea, Mich., where he played wide receiver on the football team. He was a *Detroit News* Dream Team selection at Chelsea, setting a school single-season record for receiving yards (1,340) in 2000. His senior year at Chelsea also saw him total 67 catches with 16 touchdowns, helping the school post an 11-1 record. Scheffler also excelled away from football, starting for the school's basketball team and earning all-state honors as a first baseman on the baseball squad. Scheffler was a three-year letterman (2003-05) on Western Michigan's baseball team, posting a .293 career batting average with seven home runs and 41 RBI in 79 games. Scheffler majored in marketing at Western Michigan (3.63 GPA). He is the cousin of former Purdue University basketball player Steve Scheffler, who played seven seasons (1991-97) in the NBA and spent time on the Denver Nuggets in 1992. He and his wife, Richelle, have a daughter, Braiden. Tony Scheffler was born Feb. 15, 1983, in Morenci, Mich., and resides in Chelsea, Mich.

SCHEFFLER TIES DENVER ROOKIE RECORD FOR TOUCHDOWNS

TOUCHDOWN CATCHES BY A BRONCOS ROOKIE, ALL-TIME

Player	Year	TDs
1. Tony Scheffler (TE)	2006	4
Rick Massie (WR)	1987	4
3. Six Players		3

SCHEFFLER'S REGULAR SEASON RECORD

Year	Club	RECEIVING					SCORING					
		G	S	No.	Yds.	Avg.	LG	TD	TD	TDp	TDrt	2pt
2006	Denver	13	5	18	286	15.9	29	4	4	0	4	0
CAREER TOTALS		13	5	18	286	15.9	29	4	4	0	4	0

ADDITIONAL STATISTICS: Miscellaneous tackles — 2006 (2), TOTAL (2). Rushing — 2006 (1 att., 3 yds., 3.0 avg., 3LG, 0 TD).

SCHEFFLER'S SINGLE GAME HIGHS

(Postseason in parentheses)

Receptions — 4 vs. Indianapolis, 10/29/06 (none). **Receiving yards** — 66 at San Diego, 12/10/06 (none). **Longest reception** — 29, twice, last vs. San Francisco, 12/31/06 (none). **Receiving touchdowns** — 2 at San Diego, 12/10/06 (none).



JEFF SHOATE

5-10 • 180 • 3RD YR. • SAN DIEGO STATE

BORN: March 23, 1981, in San Diego

HIGH SCHOOL: Serra High School, San Diego

ACQUIRED: Draft #5 (152nd overall), 2004

NFL YEAR: 3rd • **YEAR WITH BRONCOS:** 3rd

NFL GAMES PLAYED/STARTED: 7/0 • **POSTSEASON:** 1/0




CORNERBACK

SHOATE AT A GLANCE:

- A third-year cornerback who saw all eight of his career games played (regular season and postseason) with Denver as a rookie in 2004.
- Spent the 2006 season on the Broncos' practice squad.
- Missed the entire 2005 campaign after he was placed on injured reserve by Denver with a left knee injury suffered in the preseason.
- Played seven regular-season games as a rookie with Denver in 2004 and made three special-teams tackles.
- Began his collegiate career at the University of Montana before transferring to San Diego State University for his final three seasons.
- Named second-team All-Mountain West Conference as a junior and senior for San Diego State after beginning his career at the school as a walk-on.
- Selected by the Broncos in the fifth round (152nd overall) of the 2004 NFL Draft.

CAREER TRANSACTIONS: Signed by Denver as a draft choice 7/27/04; Placed on injured reserve (left knee) by Denver 8/31/05; Waived by Denver 9/2/06; Signed by Denver (practice squad) 9/3/06.



2006: Shoate competed in training camp with the Broncos but was waived on Sept. 2. Denver signed him to its practice squad the next day, and the cornerback spent the remainder of the season with that group.

2005: Shoate was placed on injured reserve by the Broncos on Aug. 31 with a left knee injury.

2004: Selected by the Broncos in the fifth round (152nd overall) of the 2004 NFL Draft, Shoate saw action in seven regular-season games (0 starts) as a rookie and posted three tackles on special teams. He appeared on defense in two games (at Jac. 9/19 and at T.B. 10/3) and played on special teams only in five contests. Shoate played on special teams only in the Broncos' AFC Wild Card Game at Ind. (1/9) to mark his first career post-season action. He made his NFL debut at Jac. (9/19), playing primarily on special teams while seeing brief action on defense. He appeared on special teams only vs. S.D. (9/26) before making his first special-teams tackle at T.B. (10/3) while playing briefly on defense. Shoate was inactive for six consecutive games (Wks. 8-14) and competed on special teams only at K.C. (12/19). His best game as a rookie came in Denver's regular-season finale vs. Ind. (1/2) when he registered a career-high two stops on special teams.

COLLEGE: Shoate played at the University of Montana (1999) and San Diego State University (2001-03), recording 157 career tackles (108 solo), seven interceptions (26 yds.), 28 pass breakups and five forced fumbles. After playing 11 games as a freshman at Montana, Shoate transferred to San Diego State as a walk-on—sitting out the 2000 season due to transfer rules—and twice earned All-Mountain West Conference second-team honors (2002-03). Regarded as one of the top deep-pass defenders in the West, Shoate picked up second-team All-MWC accolades from *College Football News* as a senior after the conference dubbed him a second-team choice a year earlier. He earned a spot in the Aztecs' starting lineup in 2001 and recorded three interceptions (18 yds.) and four forced fumbles that year.

PERSONAL: Shoate played both quarterback and defensive back at Serra High School in San Diego. As a senior, he was named the Central League's Offensive Player of the Year after throwing for 505 yards and adding 746 rushing yards while totaling 21 touchdowns. He was a standout defensive player that year and recorded seven interceptions. Additionally, Shoate lettered in basketball and track and field, earning All-CIF honors as a hurdler. He earned a bachelor's degree in public administration from San Diego State. Shoate resides in Aurora, Colo., with his wife, Ronisa, and 8-year-old son Jesiah. Jeff Shoate was born March 23, 1981, in San Diego.

SHOATE'S REGULAR SEASON RECORD

Year	Club	G	S	UT	A	TT	S-Yds.	I-Yds.	PD	FF	FR	TD-Int.	TD-FR	S	Pts.
2004	Denver	7	0	0	0	0	0-0	0-0	0	0	0	0	0	0	0
2005	Denver						INJURED RESERVE (LEFT KNEE)								
2006	Denver						PRACTICE SQUAD								
CAREER TOTALS		7	0	0	0	0	0-0	0-0	0	0	0	0	0	0	0

ADDITIONAL STATISTICS: Special teams tackles — 2004 (3), TOTAL (3).

SHOATE'S POSTSEASON RECORD

Year	Club	G	S	UT	A	TT	S-Yds.	I-Yds.	PD	FF	FR	TD-Int.	TD-FR	S	Pts.
2004	Denver	1	0	0	0	0	0-0	0-0	0	0	0	0	0	0	0
CAREER TOTALS		1	0	0	0	0	0-0	0-0	0	0	0	0	0	0	0

SHOATE'S SINGLE-GAME HIGHS

(Postseason in parentheses)

Interceptions — None (none). Interception return yards — None (none). Sacks — None (none). Sack yards — None (none).



PAUL SMITH

5-11 • 237 • 8TH YR. • UTEP

BORN: Jan. 31, 1978, in El Paso, Texas

HIGH SCHOOL: Andress High School, El Paso, Texas

ACQUIRED: Unrestricted Free Agent (St. Louis), 2007

NFL YEAR: 8th • **YEAR WITH BRONCOS:** 1st

NFL GAMES PLAYED/STARTED: 65/8 • **POSTSEASON:** 3/0

26



RUNNING BACK

SMITH AT A GLANCE:

- An eighth-year running back and accomplished special-teams player who is in his first season with the Broncos after joining the club as an unrestricted free agent in the offseason.
- Owns 42 career special-teams tackles in action with St. Louis (2006), Detroit (2003-05) and San Francisco (2000-02).
- Regarded as a powerful 'wedge buster' on special teams who suffered a left eye fracture and muscle damage while with the Rams after a collision on special teams in a game against Detroit on Oct. 1, 2006.
- Joined the Rams as an unrestricted free agent in 2006, winning the club's starting fullback job in training camp and playing 10 games (3 starts) during the season.
- Started a career-high five games for the Lions in 2005.
- Notched two consecutive seasons with at least 10 special-teams tackles for San Francisco from 2001-02, including a career-high 13 special-teams stops in 2001 to go along with the first rushing score of his career that season.
- Finished his career at the University of Texas-El Paso ranked fourth in career rushing yards (2,539) and received first-team All-Western Athletic Conference honors following his senior season.
- Joined the Broncos as an unrestricted free agent on March 5, 2007.
- Selected by San Francisco in the fifth round (132nd overall) of the 2000 NFL Draft.

CAREER TRANSACTIONS: Signed by San Francisco as a draft choice 7/22/00; Designated waived/injured by San Francisco 9/4/03; Signed by Detroit 11/12/03; Placed on injured reserve (quadriceps) by Detroit 9/14/04; Signed by St. Louis as an unrestricted free agent 5/5/06; Signed by Denver as an unrestricted free agent 3/5/07.

2006: After signing with St. Louis as an unrestricted free agent on May 5, Smith earned the starting fullback job for the Rams in training camp and played 10 games (3 starts) for the club. He blocked for running back Steven Jackson, who ranked fifth in the NFL with 1,528 rushing yards. Smith also posted four special-teams

stops and a 3-yard kickoff return for the Rams. As the starting fullback, Smith paved the way for Jackson's 121 rushing yards and recorded a pair of special-teams stops in the season opener vs. Den. (9/10). He suffered a left eye fracture and muscle damage after a collision on special teams in a game vs. Det. (10/1). He missed the Rams' next two games but returned to play at S.D. (10/29). Smith posted a pair of tackles on special teams at Car. (11/19).

2005: Smith played 12 games (5 starts) and rushed four times for 16 yards while making six catches for 49 yards for Detroit. He added five special-teams stops for the Lions. In the team's second game, Smith carried twice for 11 yards at Chi. (9/18). He posted two carries for five yards in the season finale at Pit. (1/1).

2004: Smith was placed on injured reserve by Detroit with a quadriceps injury on Sept. 14 and did not see any game action for the season.

2003: Smith joined Detroit on Nov. 12 as a free agent after competing in training camp with San Francisco. He played seven games (0 starts) for the Lions, recording two carries for five yards along with a career-best five catches for 45 yards in the season finale vs. Stl. (12/28). He also contributed five special-teams stops for Detroit.

2002: Smith posted a career-best 90 rushing yards and matched his career-high 18 carries while adding five catches for 33 yards in 11 games (0 starts) to help San Francisco reach the postseason for the second consecutive year. He added 10 stops on special teams to mark his second consecutive season with 10+ coverage tackles. He also recorded seven kickoff returns for 107 yards for the year. Smith played two postseason games, adding one special-teams stop and five kickoff returns for 110 yards. Smith recorded a season-long 28-yard kickoff return at NYG (9/5). He posted two carries for 29 yards, including a career-long 16-yard run, vs. Phi. (11/25). Two weeks later, Smith had career highs in carries (13) and rushing yards (40) at Dal. (12/8).

2001: Smith played 15 games (0 starts) for San Francisco and recorded four carries for 27 yards with one touchdown. Smith, who saw time in the 49ers' NFC Wild Card Game at G.B. (1/2), also had a career-high 13 special-teams tackles and three kickoff returns for 37 yards. All of Smith's rushing carries occurred vs. Buf. (12/2), including a 13-yard touchdown. Smith returned a kickoff six yards at Atl. (10/14). He added a 16-yard kickoff return vs. N.O. (11/11) before contributing a 15-yard return vs. Mia. (12/16).

2000: Selected by San Francisco in the fifth round (132nd overall) of the 2000 NFL Draft, Smith played 10 games (0 starts) and posted 72 yards on 18 carries along with 55 yards on two receptions. He made four special-teams stops and returned nine kickoffs for 167 yards. Smith returned three kickoffs for 67 yards at G.B. (10/15). He returned five kickoffs for 77 yards at Car. (10/22) and had a career-long 47-yard catch vs. K.C. (11/12).

COLLEGE: Smith started 22 of 43 career games played at the University of Texas-El Paso, where he rushed 603 times for 2,539 yards to rank fourth on the school's all-time rushing yardage list. He was chosen as a first-team All-Western Athletic Conference as a senior when he recorded 1,258 yards and 12 touchdowns on 272 carries (4.6 avg.). He rushed for 660 yards on 149 carries (4.4 avg.) with a pair of scores as a junior. Smith compiled 115 carries for 432 yards (3.8 avg.) with two touchdowns as a sophomore.

PERSONAL: Smith earned all-district and El Paso all-star recognition at Andress High School in El Paso, Texas. He is married to Maribel, and the couple has a daughter, Nevaeh Raine, and a son, Shay. Paul Albert Smith was born Jan. 31, 1978, in El Paso, Texas.

SMITH'S REGULAR SEASON RECORD

Year	Club	G	S	No.	RUSHING				No.	RECEIVING				SCORING			
					Yds.	Avg.	LG	TD		Yds.	Avg.	LG	TD	TD	TDr	TDP	2pt
2000	San Fran.	10	0	18	72	4.0	14	0	2	55	27.5	47	0	0	0	0	0
2001	San Fran.	15	0	4	27	6.8	13t	1	0	0	0.0	—	0	1	1	0	0
2002	San Fran.	11	0	18	90	5.0	16	0	5	33	6.6	11	0	0	0	0	0
2003	Detroit	7	0	2	5	2.5	3	0	5	45	9.0	12	0	0	0	0	0
2004	Detroit				INJURED RESERVE (QUADRICEPS)												
2005	Detroit	12	5	4	16	4.0	6	0	6	49	8.2	11	0	0	0	0	0
2006	St. Louis	10	3	0	0	0.0	—	0	0	0	0.0	—	0	0	0	0	0
CAREER TOTALS		65	8	46	210	4.6	16	1	18	182	10.1	47	0	1	1	0	0

ADDITIONAL STATISTICS: Special teams tackles — 2000 (4), 2001 (13), 2002 (10), 2003 (5), 2004 (1), 2005 (5), 2006 (4), TOTAL (42). Kickoff returns — 200 (9 for 167 yds., 18.6 avg., 28LG), 2001 (3 for 37 yds., 12.3 avg., 16LG), 2002 (7 for 107 yds., 15.3 avg., 28LG), 2006 (1 for 3 yds., 3.0 avg., 3 LG), TOTAL (20 for 314 yds., 15.7 avg., 28 LG).

SMITH'S POSTSEASON RECORD

Year	Club	G	S	No.	RUSHING				No.	RECEIVING				SCORING			
					Yds.	Avg.	LG	TD		Yds.	Avg.	LG	TD	TD	TDr	TDP	2pt
2001	San Fran.	1	0	0	0	0.0	—	0	0	0	0.0	—	0	0	0	0	0
2002	San Fran.	2	0	0	0	0.0	—	0	0	0	0.0	—	0	0	0	0	0
CAREER TOTALS		3	0	0	0	0.0	—	0	0	0	0.0	—	0	0	0	0	0

ADDITIONAL STATISTICS: Special teams tackles — 2002 (1), TOTAL (1). Kickoff returns — 2001 (1 for 13 yds., 13.0 avg., 13 LG), 2002 (5 for 110 yds., 22.0 avg., 29 LG), TOTAL (6 for 123 yds., 20.5 avg., 29 LG).

SMITH'S SINGLE-GAME HIGHS

(Postseason in parentheses)

Rushes — 13 at Dallas, 12/8/02 (none). Rushing yards — 40 at Dallas, 12/8/02 (none). Longest rush — 16 vs. Philadelphia, 11/25/02 (none). Rushing touchdowns — 1 vs. Buffalo, 12/2/01 (none). Receptions — 5 vs. St. Louis, 12/28/03 (none). Receiving yards — 55 vs. Kansas City, 11/12/00 (none). Longest reception — 47 vs. Kansas City, 11/12/00 (none). Receiving touchdowns — None (none).



ROD SMITH

6-0 • 200 • 13TH YR. • MISSOURI SOUTHERN

BORN: May 15, 1970, in Texarkana, Ark.

HIGH SCHOOL: Texarkana High School, Texarkana, Ark.

ACQUIRED: College Free Agent, 1994

NFL YEAR: 13th • **YEAR WITH BRONCOS:** 13th

NFL GAMES PLAYED/STARTED: 183/158 • **POSTSEASON:** 13/12

80

WIDE RECEIVER

SMITH AT A GLANCE:

- A 13th-year wide receiver who holds Broncos franchise records for career receptions (849), receiving yards (11,389), touchdown catches (68) and overall touchdowns (71).
- Leads all undrafted players in NFL history in every major career receiving category and enters the 2007 season ranked 11th in overall league annals in career receptions (849), 17th in career receiving yards (11,389) and tied for 30th in career receiving touchdowns (68).
- Posted 70 or more receptions for nine consecutive seasons (1997-2005), a streak that tied for the second longest in NFL history.
- Became the 15th player in NFL history to record 800 career receptions and the first undrafted player to accomplish that feat in 2006.
- Became one of 25 players in NFL history to reach 10,000 career receiving yards in 2005, a feat he accomplished on *Monday Night Football* vs. Kansas City (9/26/05).
- Posted his franchise-best eighth 1,000-yard receiving season in 2005 with a team-high 1,105 receiving yards and 85 receptions, which ranked fourth in the AFC.
- Selected to the Pro Bowl in consecutive seasons from 2000-01, years in which he also earned second-team All-Pro recognition (Associated Press), as well as in 2005.
- Ranks first on Denver's all-time yards-from-scrimmage list (11,737) and has totaled more combined yards (12,488) than any player in club history.
- Owns a franchise-best 31 100-yard receiving games, including a team-record eight in 2000.
- One of seven players in NFL history to record back-to-back 100-catch seasons (2000-01).
- Involved in five of the six receiving duos in Broncos history that featured two players each with 1,000 yards receiving in the same year, most recently in 2004 when he (1,144 yds.) and Ashley Lelie (1,084 yds.) both cleared the 1,000-yard receiving mark.
- Holds five of the top-10 single-season reception totals in Broncos history, including a team-record 113 catches in 2001 during a year in which he established an NFL record with 67 catches through the first eight games of the season.
- Owns five of the top-10 single-season receiving yardage totals in Denver annals, including a club-record 1,602 receiving yards in 2000.
- Posted the second-highest single-game receiving total in Broncos history with 208 yards vs. Atlanta (10/31/04) and, with that performance, became the first Bronco to post at least 100 yards receiving in each half of a game.
- Begins 2007 having caught at least one pass in a franchise-record 124 consecutive games, a streak that dates back to the 1999 season.
- Entered the NFL with the Broncos as a college free agent on May 3, 1994, from Division II Missouri Southern University, where he set a school record with 153 career receptions.

CAREER TRANSACTIONS: Signed by Denver as a college free agent 5/3/94; Waived by Denver 8/26/94; Signed by Denver (practice squad) 8/30/94.



2006: Smith started all 16 games for Denver, totaling 52 receptions for 512 yards (9.8 avg.) with three touchdowns. He caught at least one pass in every game, extending his franchise-record pass-catching streak to 124 games. He also returned a punt two yards. Smith, who finished the season with 12,488 combined yards, surpassed Floyd Little (12,173) as the team's all-time leader in combined yardage (rushing, receiving and

80's TROPHY CASE

Pro Bowl Selections (3) ..2000-01, '05

All-Pro (2nd Team)2000-01

CAREER RECEIVING LEADERS AMONG UNRAFTED PLAYERS

MOST RECEPTIONS			MOST RECEIVING YARDS			MOST RECEIVING TOUCHDOWNS		
Player	Years	Rec.	Player	Years	Yds.	Player	Years	TDs
1. Rod Smith	1995-2006	849	1. Rod Smith	1995-2006	11,389	1. Rod Smith	1995-2006	68
2. Wayne Chrebet	1995-2005	580	2. Drew Pearson	1973-83	7,822	2. Stephone Paige	1983-91	49
3. J.T. Smith	1978-90	544	3. Wayne Chrebet	1995-2005	7,365	3. Drew Pearson	1973-83	48
4. Drew Pearson	1973-83	489	4. Reggie Rucker	1970-81	7,065	4. Reggie Rucker	1970-81	44
5. Reggie Rucker	1970-81	447	5. J.T. Smith	1978-90	6,974	5. Paul Coffman	1978-88	42

returns). Smith, who was Denver's Walter Payton NFL Man of the Year award nominee, also became the first undrafted player in NFL history to total 800 career receptions as he collected his 800th grab in the season opener against St. Louis. Smith moved into 11th place on the league's all-time receptions list (849) and took over 17th place on the NFL's all-time receiving yards chart (11,389). Smith caught three balls for 34 yards in the season opener at Stl. (9/10). His last catch of the day, a 7-yard reception in the fourth quarter, was the 800th of his career. Smith led the club with six catches for 44 yards and returned a punt two yards at N.E. (9/24). He recorded four catches for 30 yards, including a 4-yard touchdown, on *Monday Night Football* vs. Bal. (10/9). His last catch, the touchdown grab, pushed him over the 11,000-yard mark for career receiving yards. Smith caught one pass for 12 yards vs. Oak. (10/15) on *Sunday Night Football* to become just the sixth player in NFL history to record 100 catches against three different opponents (Kansas City, Oakland and San Diego). He equaled his season-best six catches for a season-high 69 yards at Cle. (10/22) to become the franchise's all-time leader in combined yards (rushing, receiving and returns), surpassing Little (12,173). He made four catches for 40 yards with a touchdown at Ari. (12/17). Smith led the Broncos with five catches for 59 yards in the regular-season finale vs. S.F. (12/31).

2005: Smith earned his third career trip to the Pro Bowl and first since 2001 as he led the Broncos and ranked ninth in the league with 85 receptions (4th in AFC) for 1,105 yards (13.0 avg.) with six touchdowns. The veteran became the NFL's first undrafted player to eclipse the 10,000-yard career receiving plateau (vs. K.C. 9/26) and was named AFC Offensive Player of the Week for the first time in his career (at Buf. 12/17). He extended his streak of consecutive games with at least one catch to 108 contests as a 16-game starter en route to his eighth career 1,000-yard receiving season. He also became the Broncos' franchise leader in career touchdowns (68), passing Terrell Davis (65) midway through the year (at Oak. 11/13). Smith posted two 100-yard receiving games on the season (vs. N.E. 10/16 and at Buf. 12/17) to increase his franchise-best 100-yard game total to 31 (inc. 1 postseason game). With solid efforts in both of Denver's postseason games, Smith became the Broncos' all-time playoff leader in career receptions (49) and receiving yards (860). In an AFC Divisional Playoff Game vs. N.E. (1/14), he led the team with six catches for 96 yards (16.0 avg.), including a 42-yard reception, with one touchdown to help end the Patriots' NFL-record 10-game postseason unbeaten streak. In the game against the Patriots, Smith passed Vance Johnson (712) to move into second place on the team's all-time postseason yards from scrimmage list while becoming the franchise's all-time leading postseason receiving yardage leader, passing Johnson's mark. Smith added four receptions for 61 yards (15.3 avg.) in the AFC Championship Game vs. Pit. (1/22). During the game against the Steelers, Smith eclipsed Shannon Sharpe (47) to become the franchise's all-time leading postseason receptions leader (49). He also moved into 10th place on the league's all-time postseason receiving yards list (860). In the season opener at Mia. (9/11), he tied for the team lead with seven catches for 90 yards (12.9 avg.). He led the Broncos in receptions vs. S.D. (9/18) with eight catches for 83 yards during Denver's home opener. On *Monday Night Football* vs. K.C. (9/26), he grabbed seven balls for 80 yards (11.4 avg.) with one touchdown while becoming the first undrafted player in NFL history (24th overall) to reach 10,000 career receiving yards. The reception that put him above the 10,000-yard mark was a 19-yard grab from Jake Plummer in the third quarter. Smith posted his first 100-yard receiving game of the season when he made six catches for 123 yards (20.5 avg.) with one touchdown vs. N.E. (10/16). He made the team's longest reception of the season—72 yards—to set up the Broncos' first touchdown against New England. In the Broncos' best offensive output of the season and second-best in franchise history (564 yds.) vs. Phi. (10/30), he tied for the team lead with five receptions for a team-high 76 yards (15.2 avg.) with one touchdown that moved him into a tie with Terrell Davis (65) for the franchise lead in career touchdowns. Smith also increased his streak of consecutive games with a reception to 100 in the game against the Eagles. He made five grabs for 50 yards, including a 27-yard touchdown, at Oak. (11/13). His touchdown catch against Oakland moved Smith ahead of Davis into first place on the franchise's all-time touchdowns list

DENVER BRONCOS CAREER RECEIVING LEADERS

MOST RECEPTIONS			MOST RECEIVING YARDS			MOST RECEIVING TOUCHDOWNS		
Player	Years	Rec.	Player	Years	Yds.	Player	Years	TDs
1. Rod Smith	1995-2006	849	1. Rod Smith	1995-2006	11,389	1. Rod Smith	1995-2006	68
2. Shannon Sharpe	1990-99, 02-03	675	2. Shannon Sharpe	1990-99, 02-03	8,439	2. Shannon Sharpe	1990-99, 02-03	55
3. Lionel Taylor	1960-66	543	3. Lionel Taylor	1960-66	6,872	3. Ed McCaffrey	1995-2003	46
4. Ed McCaffrey	1995-2003	462	4. Ed McCaffrey	1995-2003	6,200	4. Haven Moses	1972-81	44
5. Vance Johnson	1985-93, '95	415	5. Steve Watson	1979-87	6,112	5. Steve Watson	1979-87	36
6. Riley Odums	1972-83	396	6. Riley Odums	1972-83	5,755	6. Riley Odums	1972-81	41
7. Steve Watson	1979-87	353	7. Vance Johnson	1985-93, '95	5,695	7. Vance Johnson	1985-93, '95	37
8. Haven Moses	1972-81	302	8. Haven Moses	1972-81	5,450	8. Steve Watson	1979-87	36

DENVER BRONCOS SINGLE-SEASON RECEIVING LEADERS

MOST RECEPTIONS			MOST RECEIVING YARDS			MOST RECEIVING TOUCHDOWNS		
Player	Year	Rec.	Player	Year	Yds.	Player	Year	Tds
1. Rod Smith	2001	113	1. Rod Smith	2000	1,602	1. Anthony Miller	1995	14
2. Ed McCaffrey	2000	101	2. Rod Smith	2001	1,343	2. Steve Watson	1981	13
3. Rod Smith	2000	100	3. Ed McCaffrey	2000	1,317	3. Rod Smith	1997	12
Lionel Taylor	1961	100	4. Steve Watson	1981	1,244	Lionel Taylor	1960	12
5. Lionel Taylor	1960	92	5. Lionel Taylor	1960	1,235	5. Rod Smith	2001	11
6. Rod Smith	2002	89	6. Rod Smith	1998	1,222	Al Denson	1967	11
7. Shannon Sharpe	1994	87	7. Rod Smith	1997	1,180	7. Five Times		10

(66). He also passed Charlie Joiner and Michael Irvin (both have 750) for 16th place on the league's all-time receptions list against the Raiders. He made five catches for 57 yards and a touchdown on Thanksgiving at Dal. (11/24). At K.C. (12/4), he contributed six catches for 79 yards to surpass James Lofton (764) for 15th place on the league's all-time receptions list. He also gained seven yards on a reverse and was sacked once (11 yds.) against the Chiefs. Smith earned AFC Offensive Player of the Week honors for the first time in his career during a win at Buf. (12/17) that clinched a playoff spot for Denver. He posted team highs in both receptions and receiving yards as he hauled in 11 passes for 137 yards (12.5 avg.) with one touchdown against the Bills. He outjumped Bills safety Troy Vincent and snatched a batted pass out of the air for a 3-yard touchdown. Against the Bills, Smith eclipsed the 1,000-yard receiving plateau for the eighth time in his career with a 9-yard catch in the third quarter. Smith became the NFL's all-time leading receiver in games played against the Raiders with his five-catch, 91-yard performance (18.2 avg.) vs. Oak. (12/24) to help Denver clinch the No. 2 seed in the AFC Playoffs.

2004: The Broncos' Walter Payton NFL Man of the Year finalist, Smith led Denver with 79 receptions and 1,144 receiving yards (14.5 avg.) with seven touchdowns in 16 regular-season starts to post his franchise-best seventh 1,000-yard season. Smith led the Broncos in receiving yards for the eighth consecutive year and paced Denver in receptions for the sixth time in the past eight seasons (1998-99, 2001-04), ranking seventh in the AFC in receiving yards and ninth in the conference in receptions. It was a banner year for the veteran receiver as he became the Broncos' franchise leader in receptions (712) and touchdown catches (59) by passing tight end Shannon Sharpe in both categories vs. Hou. (11/7). Additionally, he became one of 20 players in NFL history to record 700 career receptions in Denver's game at K.C. (12/19), passing Gary Clark (699 catches) for 20th on the NFL's all-time receptions list. The year saw him join 31 other players in NFL history with more than 9,000 career receiving yards (at Cin. 10/25) and become the only undrafted player to accomplish that feat. He posted one of the NFL's highest single-game receiving outputs on the season with 208 yards vs. Atl. (10/31), becoming only the second Bronco in team history to top 200 receiving yards in a game. Smith was selected by his teammates as an offensive co-captain and caught a pass in all 16 games to extend his franchise-record streak to 92 consecutive games with a catch. He moved past Haven Moses (at Oak. 10/17) for most regular-season games played by a receiver in team history with 151 at the end of the year. He also was a strong special-teams player, leading the Broncos and ranking fourth in the AFC (7th in NFL) in punt-return average with a 10.1 average on 22 returns for 223 yards. Smith caught a team-high and career-post-season best seven passes for 99 yards (14.1 avg.), including a 30-yard reception, with one touchdown in Denver's AFC Wild Card Game at Ind. (1/9). His 9-yard touchdown grab in the third quarter against the Colts was the fifth touchdown reception of his playoff career, giving him sole possession of first place on the Broncos' all-time list of postseason touchdown catches. He recorded a game-high seven receptions for 76 yards (10.9 avg.) vs. K.C. (9/12) in Denver's season opener while serving as the Broncos' sole punt returner with four returns for 55 yards (13.8 avg.). He caught his first touchdown (16 yds.) of the season vs. S.D. (9/26), passing Sharpe for seventh place on the Broncos' all-time scoring list with 338 points and led Denver in receiving yards (75 yards on five catches) for the third consecutive game. Smith led or tied for the team high in receptions for the fifth consecutive game vs. Car. (10/10) with four catches for a team-high 60 yards (15.0 avg.). His hustle was exemplified by running nearly 100 yards in an effort to chase down Panthers defensive end Julius Peppers, who returned an interception 97 yards before getting tangled up with Smith at the Broncos' 3-yard line. In starting at Oak. (10/17), Smith moved past Moses for most games played (142) by a receiver in team history. He turned in another solid outing on *Monday Night Football* at Cin. (10/25) with five catches for 50 yards (10.0 avg.). Against the Bengals, he caught his second touchdown of the season in the

SMITH RANKS EIGHTH IN GAMES STARTED BY A BRONCO

MOST GAMES STARTED, BRONCOS HISTORY			
Player	Pos.	Starts	Years
1. John Elway	QB	231	1983-98
2. Tom Nalen	C	183	1994-2006
3. Billy Thompson	DB	178	1969-81
4. Tom Jackson	LB	177	1973-86
Barney Chavous	DE	177	1973-85
6. Dennis Smith	S	170	1981-94
7. Louis Wright	CB	163	1975-86
8. Rod Smith	WR	158	1995-2006

70 OR MORE CATCHES FOR NINE YEARS IN A ROW

MOST CONSECUTIVE SEASONS WITH 70 OR MORE RECEPTIONS, NFL HISTORY

Player	Team	Consecutive 70-Catch Seasons	Years	Reception Totals (chron. order)
1. Tim Brown	Raiders	10	1993-2002	80, 89, 89, 90, 104, 81, 90, 76, 91, 81
2. Rod Smith	Denver	9	1997-2005	70, 86, 79, 100, 113, 89, 74, 79, 85
Cris Carter	Minnesota	9	1993-2001	86, 122, 122, 96, 89, 78, 90, 96, 73

second quarter on a 3-yard pass and eclipsed 9,000 career receiving yards, becoming one of 31 players and the only undrafted player to accomplish that feat. With a career-high 208 receiving yards vs. Atl. (10/31), Smith posted the second-most receiving yards in a game in franchise history and joined Sharpe as the only two Broncos in team history to go over the 200-yard receiving mark in a game. Additionally, his 208 yards at the time marked the highest single-game receiving output in the NFL for the year. He caught a season and game-high nine passes against the Falcons, including an 80-yard touchdown in the first quarter that tied him with Sharpe for most career touchdowns in franchise history (55) and was his regular-season career long at the time. Smith's consistency against the Falcons was evident as he became the first Bronco and the fourth NFL player in the last 10 years to record 100 or more yards receiving in each half (107 yds. in the first half, 101 yds. in the second half). He became the Broncos' all-time leader in receptions and touchdown catches vs. Hou. (11/7) with three catches for 29 yards (9.7 avg.), including a 13-yard touchdown in the second quarter in which Jake Plummer found the receiver wide open in the left corner of the end zone to move him into first place all time in touchdowns. Smith's 9-yard reception in the second quarter gave him more receptions than any other player in franchise history. In snowy, frigid conditions vs. Oak. (11/28), he recorded a career-long 85-yard touchdown reception that marked the eighth-longest passing play in team history on the way to finishing the game with two catches for 99 yards (49.5 avg.). He caught six of the Broncos' first eight receptions vs. Mia. (12/12) and recorded a game-high eight receptions for 97 yards (12.1 avg.) while moving into 21st on the NFL's all-time receptions list (passing Terrence Mathis). He became one of 20 players in NFL history to record 700 career receptions at K.C. (12/19) as he used a six-catch, 75-yard effort (12.5 avg.) with one touchdown to reach the 700-mark in catches, passing Gary Clark for 20th all time in career receptions in NFL history, while eclipsing the 1,000-yard receiving mark for the seventh time in his career. Smith caught a touchdown pass in a six-catch, 58-yard effort at Ten. (12/25).

2003: Smith started all 15 regular-season games played and led Denver with 74 receptions (T-7th in AFC) for 845 yards (11.4 avg.) with three touchdowns. He also rushed 10 times for 98 yards (9.8 avg.) with a long of 26 and averaged 21.2 yards on six punt returns (127 yds.) with one touchdown, a long of 65 (TD) and eight fair catches. He led the Broncos in receiving yards (845) for the seventh consecutive season and led the team in receptions (74) for the fifth time in the past seven seasons (1998-99, 2001-03). Voted offensive captain by his teammates, Smith caught his 600th career pass vs. S.D. (11/16) to become the 31st NFL player to reach that milestone and finished the regular season having caught a pass in a team-record 76 consecutive games. Smith started and led the team in receiving with five catches for 66 yards (13.2 avg.) with a touchdown in the Broncos' AFC Wild Card Game at Ind. (1/4). He passed Steve Sewell (31) for fourth place in postseason receptions by a Bronco (32), and with the touchdown, tied Vance Johnson (4) for the franchise postseason record. In the season opener at Cin. (9/7), he tied a career high for rushing attempts when he ran the ball three times for 23 yards. Smith was ejected vs. Oak. (9/22) with 7:49 remaining in the second quarter after inadvertently striking an official while trying to separate himself from Raiders defensive tackle Chris Cooper after the whistle had blown. Substituting for the injured Deltha O'Neal on special teams, Smith had one punt return for 15 yards against the Raiders that marked his first punt return since Sept. 14, 1997, vs. St. Louis. At K.C. (10/5), he caught a team-high eight passes for 130 yards (16.3 avg.) and completed a pass to running back Clinton Portis for 72 yards. Against the Chiefs, Smith extended his franchise record with his 27th career 100-yard game (9th vs. K.C.). His 72-yard pass completion was the longest of his career with the only other completion coming on a 14-yard pass to John Elway (vs. Oak., 11/22/98). The next week vs. Pit. (10/12), Smith caught four passes for 70 yards (17.5 avg.) with a touchdown (11 yds.), his first of the season and 50th of his career, while rushing once for a 26-yard gain. Smith caught four passes for 23 yards (5.8 avg.) and rushed twice for nine yards (4.5 avg.) at Bal. (10/26). The Ravens' game marked Smith's 69th consecutive game with a catch, breaking Ed McCaffrey's franchise-record streak of 68, which was snapped in the season opener at Cin. (9/7). He also took over the punt return duties against the Ravens, returning two punts for 19 yards. Smith recorded a season-high 10 catches for 84 yards (8.4 avg.) vs. S.D. (11/16) in becoming the 31st player in NFL his-

DENVER BRONCOS ALL-TIME POSTSEASON RECEIVING LEADERS

MOST RECEPTIONS			MOST RECEIVING YARDS			MOST RECEIVING TOUCHDOWNS		
Player	Gms.	Rec.	Player	Gms.	Yds.	Player	Gms.	Tds
1. Rod Smith	13	49	1. Rod Smith	13	860	1. Rod Smith	13	6
2. Shannon Sharpe	12	47	2. Vance Johnson	10	719	2. Vance Johnson	10	4
3. Vance Johnson	10	41	3. Shannon Sharpe	12	505	3. Eight Players		2
4. Ed McCaffrey	9	36	4. Ed McCaffrey	9	490			
5. Steve Sewell	11	31	5. Mark Jackson	10	422			

SMITH STOCKPILES 100-YARD RECEIVING GAMES

100-YARD GAMES BY A BRONCO, SEASON			100-YARD GAMES BY A BRONCO, CAREER (INC. POST.)		
Player	Gms.	Season	Player	Gms.	Years
1. Rod Smith	8	2000	1. Rod Smith	31	1995-2006
2. Lionel Taylor	7	1960	2. Lionel Taylor	24	1960-66
3. Rod Smith	6	1999	3. Ed McCaffrey	18	1995-2003
4. Rod Smith	5	2001	4. Shannon Sharpe	18	1990-99, 02-03
Five Times	5		5. Steve Watson	16	1979-87

tory to record 600 or more career receptions. He reached the milestone on his second catch of the game, a 7-yard grab from Jake Plummer at 8:51 of the first quarter. Smith also scored his first career touchdown on a punt return in the Chargers' game with a 65-yard return for a score in the second quarter to highlight a stellar day with three returns for 93 yards (31.0 avg.). Coupled with O'Neal's 57-yard return for a touchdown in Denver's previous game vs. N.E. (11/3), it marked the first time in NFL history that a team had returned a punt for a touchdown in consecutive games by different players. Smith led Denver with nine receptions for 86 yards (9.6 avg.) with a touchdown vs. Chi. (11/23). Against K.C. (12/7), Smith tallied seven receptions for 85 yards (12.1 avg.) and rushed twice for 32 yards (18.0 avg.) with a long of 23 yards to pass Floyd Little (8,741) for second on the Broncos' all-time list for total yards from scrimmage. He added four receptions at Ind. (12/21) for 42 yards (11.4 avg.) along with a 13-yard rush. On Smith's first catch of the night, he gained nine yards and surpassed running back Terrell Davis (8,887 yds.) to claim first place on the Broncos' all-time yards-from-scrimmage list. He was inactive at G.B. (12/28) after the Broncos clinched a playoff spot a week earlier.

2002: Smith—voted offensive captain by his teammates—started all 16 games and led Denver with 89 receptions for 1,027 yards (11.5 avg.) with a long of 46 and a team-leading five touchdown receptions. He posted his sixth consecutive 1,000-yard receiving season (sixth overall) to extend franchise records in both cases while eclipsing the 500-catch mark vs. Mia. (10/13). Smith tied for eighth in the AFC in receptions (11th in NFL) and tied for ninth in the conference in receiving yards. He ended the year as the Broncos' all-time leader in receiving yards (7,783), receiving touchdowns (49) and 100-yard games (27); ranked second in receptions (559) and third in total touchdowns (51). Smith caught at least seven passes in four consecutive games and caught at least five passes in 13-of-16 games. In the Broncos' win vs. Buf. (9/22), he caught seven passes for a season-high 94 yards (13.4 avg.) with a touchdown while passing Lionel Taylor (6,872) for second place in Broncos history for career receiving yards. His touchdown catch also allowed him to tie Sammy Winder (48) for third in total touchdowns by a Bronco. He attempted a pass at Bal. (9/30), which fell incomplete, to mark the second pass attempt of his career (Smith completed a 14-yard pass to John Elway vs. Oak., 11/22/98). He caught a season-high nine passes for 88 yards (9.8 avg.) vs. Mia. (10/13), surpassing the 500-catch plateau for his career. His 500th catch came on a 10-yard toss from Brian Griese with 2:25 remaining in the first quarter. At Sea. (11/17), Smith caught a 14-yard touchdown pass from Steve Beuerlein with 5:20 remaining in the game, his third of the season and the 47th scoring reception of his career to tie Shannon Sharpe for the franchise record. He also passed Sammy Winder (48) for third place in total touchdowns by a Bronco in the team's contest against the Seahawks. Against Ind. (11/24), Smith became the Broncos' all-time receiving yards and touchdown receptions leader, passing Sharpe in both categories. At NYJ (12/8), he passed Lionel Taylor (543) for second place in career receptions by a Bronco as he caught six passes for 38 yards (6.3 avg.). Smith's longest reception of the season came vs. K.C. (12/15) on a 46-yard pass from Griese en route to three catches for 83 yards (27.7 avg.).

2001: Smith—voted to play in the Pro Bowl for the second consecutive season and as a starter for the first time; named second-team Associated Press All-Pro, first-team *Football Digest* All-Pro and *Pro Football Weekly* All-AFC; voted a team captain by his teammates—played 15 games (14 starts) for Denver and posted outstanding numbers. He led the NFL in receptions with a franchise-record 113 and ranked third in the AFC in receiving yards (1,343; 6th in NFL) for an 11.9 average with 11 receiving touchdowns. He became one of only six players in NFL history to catch 100 or more passes in back-to-back seasons (Jerry Rice, Herman Moore and Marvin Harrison-3; Cris Carter, Sterling Sharpe and Smith-2), and his 1,343 receiving yards were the second most in a season by a Bronco behind only his franchise-record 1,602 yards in 2000, giving Smith four of the top seven single-season marks in franchise history. Smith ranked second in the AFC (3rd in NFL) in receiving touchdowns, fifth (7th in NFL) in total touchdowns and fifth (8th in NFL) in scoring (non-kickers) with 68 points. Smith also tied for eighth (16th in NFL) in total yards from scrimmage (1,370); fifth (T-8th in NFL) in total first downs (77); tied for first (Harrison, Ind.) in the NFL in receiving first downs (75) and tied for the NFL lead in third-down receptions (30-286-9.5 avg.-4TDs) with Minnesota's Randy Moss. His 67 receptions through the first eight games were the most ever by an NFL player at that stage of a season, breaking the record of 60 held by Minnesota's Cris Carter (1994) and Phoenix's J.T. Smith (1989). Smith started the sea-

MOST CATCHES IN FIRST EIGHT GAMES OF A SEASON, NFL HISTORY

Player	Team	Year	Catches	Total for Season
1. Marvin Harrison	Indianapolis	2002	69	143
2. Rod Smith	Denver	2001	67	113
3. Torrey Holt	St. Louis	2003	63	117

MOST RECEPTIONS OF 20 YARDS OR MORE, 2000 SEASON

Player	Team	Rec. of 20 yds. or more	Longest Reception
1. Rod Smith	Denver	28	49
Torrey Holt	St. Louis	28	85t
3. Randy Moss	Minnesota	25	66
4. Isaac Bruce	St. Louis	24	78t
5. Eric Moulds	Buffalo	23	52

son opener vs. NYG (9/10) and caught nine passes for 115 yards with one touchdown while rushing once for 24 yards. He continued to be the go-to guy at Ari. (9/23), catching a franchise-record 14 passes for 162 yards (11.6 avg.) with two touchdowns. He broke the club record of 13 catches in a game, which he shared with three others. It also was his second consecutive 100-yard game to open the season, marking the first time he had started the season in such a manner and only the second time a Bronco has done so (Mike Pritchard, 1994). Smith's second touchdown of the Arizona contest was the 36th of his career, tying Steve Watson for seventh place in Bronco annals. His 162 receiving yards represented his third-best single-game total. Smith led the team vs. Bal. (9/30) with five catches for 83 yards (16.6 avg.) to move into fourth on Denver's career receiving yards list, passing Riley Odoms (5,755) and Vance Johnson (5,695). Smith posted his third 100-yard receiving game of the season vs. K.C. (10/7), catching eight passes for 110 yards (13.8 avg.) with a touchdown. It marked the first time he had 100 yards receiving in three of the season's first four games and also was his 24th career 100-yard game (regular season) to tie him with Lionel Taylor for the franchise record. At Sea. (10/14), Smith claimed sole possession of sixth place on the Broncos' all-time list for touchdown receptions, catching his 38th to break a tie with Johnson. He also moved into fourth on the club's career receptions list in the Seahawks' contest by passing Odoms (396). Smith caught his 400th career pass in the first quarter at S.D. (10/21)—an 8-yard reception from Brian Griese—and topped the 6,000-yard career receiving mark in the fourth quarter on a 13-yard reception from Griese. Smith posted his fourth 100-yard game of the season vs. N.E. (10/28), catching six passes for 159 yards with one touchdown, which came on a season-best 65-yard pass play. The 100-yard game was the 25th of Smith's career, giving him the franchise record, passing Lionel Taylor. He also passed Steve Watson (6,112) for third place on the Broncos' all-time list for receiving yards, finishing the day with 6,171. Smith had a big game at Oak. (11/5), catching 10 passes for 91 yards (9.1 avg.) with two touchdowns to tie Odoms for fifth on the Broncos' career receiving touchdowns list. Smith also caught a two-point conversion from Griese in the game. In the second quarter against the Raiders, he caught his fourth pass of the night, the 416th of his career, moving him into third place on the franchise list ahead of Johnson (415). Smith continued his steady pace vs. S.D. (11/11), catching five passes for 74 yards (14.8 avg.), with a long of 32. He left the game against the Chargers late in the third quarter with a twisted ankle and did not return. He saw little playing time vs. Was. (11/18) because of the ankle injury but caught a 1-yard touchdown in the second quarter to raise his career total to 42 and pass Odoms for fifth place all-time in touchdown receptions by a Bronco. Smith played his 100th career NFL game at Dal. (11/22) and suffered a severely sprained left ankle in the game that forced him to miss Denver's next contest at Mia. (12/2). He returned to the starting lineup vs. Sea. (12/9) and caught a game-high eight passes for 66 yards (8.3 avg.). Smith hit the century mark in receiving yards for the fifth and final time in 2001 at K.C. (12/16), extending his franchise career record to 26. Against the Chiefs, he caught eight passes for 100 yards (12.5 avg.) with a touchdown. His eight catches on the day gave him 106 for the season, a franchise single-season high, breaking the old record of 101 set a year earlier by Ed McCaffrey (Smith had 100 that season). Smith's record-breaking 102nd catch came on a 5-yard pass from Griese with 5:12 remaining in the third quarter. He became the first Bronco in team history to catch 100 passes in consecutive seasons and just the sixth in NFL history. The touchdown catch was the 11th of the season for Smith (one shy of his career best, set in 1997) and the 44th of his career to tie the franchise record shared by Lionel Taylor, Haven Moses, Shannon Sharpe and McCaffrey. His seven catches at Ind. (1/6) gave him 113 on the season, the most in the NFL and the best ever by a Bronco.

2000: Smith—voted to play in his first Pro Bowl; named second-team All-NFL by the Associated Press; named first-team All-Pro by *USA Today*, *College & Pro Newsweekly* and *Football Digest* and All-AFC by *Pro Football Weekly* and *Football News*—started at wide receiver for Denver in all 16 regular-season games and led the AFC in receiving yards (2nd in NFL) while ranking third in the AFC (4th in NFL) in receptions with a career-high 100 catches for a franchise-record 1,602 yards (16.0 avg.), an average of 100.1 yards per game. He also had eight receiving touchdowns and one rushing touchdown (50 yds.) among his six carries for 99

NFL PLAYERS WITH BACKTO BACK 100-CATCH SEASONS

Player	Team	Consecutive 100-catch Seasons	Years	Reception Totals
1. Marvin Harrison	Indianapolis	4	1999-2002	115, 102, 100, 143
2. Herman Moore	Detroit	3	1995-97	123, 106, 104
Jerry Rice	San Francisco	3	1994-96	112, 122, 108
4. Rod Smith	Denver	2	2000-01	101, 113
Cris Carter	Minnesota	2	1994-95	122, 122
Randy Moss	Minnesota	2	2002-03	106, 111
Sterling Sharpe	Green Bay	2	1992-93	108, 112

SMITH CLIMBING NFL ALL-TIME CHARTS

MOST RECEPTIONS, NFL HISTORY

Player	Years	Receptions
1. Jerry Rice	1985-2004	1,549
2. Cris Carter	1987-2002	1,101
3. Tim Brown	1988-2004	1,094
4. Marvin Harrison	1996-Pres.	1,022
5. Andre Reed	1985-2000	951
6. Art Monk	1980-1995	940
7. Isaac Bruce	1994-Pres.	887
8. Jimmy Smith	1992-2005	862
9. Keenan McCardell	1992-Pres.	861
10. Irving Fryar	1984-2000	851
11. Rod Smith	1995-Pres.	849

yards (16.5 avg.). Smith's 100 receptions tied for second most by a Bronco in a single season, trailing only teammate Ed McCaffrey's franchise-record 101 in 2000, and matched the previous standard held by Lionel Taylor (1961). It made him the 28th player in NFL history to reach 100 in a season and gave he and McCaffrey the distinction of being the second tandem in NFL history each catch 100 passes in a season (Detroit's Herman Moore-123 and Brett Perriman-108 did so in 1995). Additionally, his 1,602 receiving yards tied for ninth most in a season in NFL history (with San Diego's Lance Alworth, 1965). Smith was named AFC Offensive Player of the Month for November, the first such honor of his career, when he caught 26 passes for 479 yards (18.4 avg.) with one touchdown and rushed three times for 78 yards (26.0 avg.) with a score to help the Broncos to a 4-0 record. Smith ranked third in the AFC (8th in NFL) in yards per reception average; tied for sixth in the AFC (T-11th in NFL) with eight receiving touchdowns; ranked fifth in the AFC (10th in NFL) in total yards from scrimmage (1,701 yds.); led the NFL in receiving first downs (77) while ranking seventh (11th in NFL) in total first downs (80); tied for eighth in the AFC (T-12th in NFL) in third-down receiving (22-408-18.5 avg.-49LG-3TD) and tied for the NFL lead in pass receptions of 20 yards or longer with 28 (Torry Holt). Stretching back to the 1999 season, Smith finished 2000 on a tear in his last 25 games by averaging 6.4 receptions for 93.1 yards per game (160 catches for 2,328 yds.). Smith started in an AFC Wild Card Game at Bal. (12/31) and caught three passes for 58 yards (19.3 avg.) with a long of 24. In the season opener at Stl. (9/4), Smith caught three passes for 88 yards (29.3 avg.) with one touchdown while adding one rush for eight yards. He was sensational vs. Atl. (9/10) with a game-high seven receptions for 117 yards (16.7 avg.) with two touchdowns (37 and 11 yds.). It was his 14th career 100-yard game and catapulted him over the 4,000-yard mark in career receiving. At Oak. (9/17), he had seven catches for the second week in a row to total 63 yards (9.0 avg.). Against N.E. (10/1), Smith tied the franchise record for receptions, hauling in 13 passes for 160 yards (14.8 avg.). In the Patriots' game, he also moved into eighth place on the Broncos' all-time receiving yards list, passing Rick Upchurch (4,369). He caught a career-high three touchdown passes vs. Cle. (10/15) on a day in which he moved past Haven Moses (302) for seventh place on the Broncos' all-time career receptions list. He eclipsed the 100-yard receiving mark for the second consecutive week at Cin. (10/22) with 110 yards and a touchdown on seven receptions (15.7 avg.). Additionally, his touchdown was the 32nd receiving score of his career, tying him with Al Denson for eighth in franchise history. It marked the second consecutive week both Smith and McCaffrey topped the 100-yard receiving mark, just the second time in franchise history that feat had occurred and the first since 1962. Smith tied a franchise record with his third consecutive 100-yard receiving game (Taylor-1961, Mark Jackson-1988 and Anthony Miller-1994) at NYJ (11/5), catching five passes for a game-high 134 yards. In the 10th game, vs. Oak. (11/13), Smith went above the 1,000-yard mark for the season, his fourth consecutive 1,000-yard campaign to extend his own franchise record. Additionally, his four career 1,000-yard receiving seasons ties the franchise record held by Lionel Taylor (1960-61, '63, '65). Smith was a key in the Broncos' 38-37 win vs. S.D. (11/19), hauling in a game-high 11 receptions for a career-high 187 yards (17.0 avg.) to mark the second-highest total in club history. It was Smith's seventh 100-yard receiving game of the season, tying the previous club record. Smith caught his eighth touchdown pass of the year against the Chargers, a 26-yarder from Gus Frerotte, to trigger a 21-point fourth-quarter outburst that propelled Denver to the dramatic come-from-behind win. Smith also went above the 5,000-yard receiving mark for his career in the game against San Diego. In Denver's 38-31 win at Sea. (11/26), Smith broke Watson's franchise record for receiving yards in a season (1,244 yds.) by catching four passes for 82 yards (20.5 avg.) to reach 1,314 yards for the year with four games remaining. He also had the best rushing day of his career at the Seahawks with three carries for 78 yards (26.0 avg.), including a career-best 50-yard run for a touchdown. Smith claimed several more milestones at K.C. (12/17) with his club-record eighth 100-yard receiving game of the season (6 catches for 101 yds., 16.8 avg.), breaking the previous standard of seven set by Taylor in 1960. It also was the 21st of his career to mark the second most in franchise history (Lionel Taylor-24). Smith caught eight passes for 80 yards (10.0 avg.) in the regular-season finale vs. S.F. (12/23) to reach 100 catches for the season, becoming just the 28th player in NFL history to accomplish the feat in a single season. He also moved past Watson (353) for sixth place on Denver's all-time receptions list.

1999: Smith started 15 games and led the Broncos with 79 receptions for 1,020 yards (12.9 avg.) with four touchdowns and a long reception of 71 yards. Denver's nominee for the Ed Block Memorial Courage Award, he ranked fifth in the AFC in receptions and ninth in receiving yards and was magnificent over the final nine

SMITH CLIMBING NFL ALL-TIME CHARTS

MOST RECEIVING YARDS, NFL HISTORY

Player	Years	Rec. Yds.
1. Jerry Rice	1985-2004	22,895
2. Tim Brown	1988-2004	14,934
3. James Lofton	1978-1993	14,004
4. Cris Carter	1987-2002	13,899
5. Henry Ellard	1983-1998	13,777
6. Marvin Harrison	1996-Pres.	13,697
7. Isaac Bruce	1994-Pres.	13,376
8. Andre Reed	1985-2000	13,198
9. Steve Largent	1976-1989	13,089
10. Irving Fryar	1984-2000	12,785
11. Art Monk	1980-1995	12,721
12. Jimmy Smith	1992-2005	12,287
13. Charlie Joiner	1969-1986	12,146
14. Michael Irvin	1988-1999	11,904
15. Don Maynard	1958-1973	11,834
16. Terrell Owens	1996-Pres.	11,715
17. Rod Smith	1995-Pres.	11,389

games of the year, catching 60 passes for 726 yards, an average of 6.7 catches and 80.7 yards per game. By finishing with 1,020 yards, Smith became the first player in franchise history to post three consecutive seasons with 1,000 or more receiving yards, and together with Ed McCaffrey (1,018) made it two consecutive seasons with two receivers topping 1,000 for the fourth time overall in franchise history that such a feat occurred. Smith was inactive at K.C. (9/19) due to a groin injury suffered late in the first half of the season opener vs. Mia. (9/13). His first two catches of the season came at T.B. (9/26), and he added three more for a season-high 90 yards vs. NYJ (10/3), including a 71-yard grab. He topped all receivers at Oak. (10/10) with 79 yards on seven receptions (11.3 avg.), including his first touchdown of the season despite being hampered by a sore groin. Smith posted his highest yardage total of the season vs. Min. (10/31) with seven catches for 117 yards (16.7 avg.) to mark his 12th career 100-yard game and first of the year. He led all receivers the following week at S.D. (11/7) with five catches for 70 yards (14.0 avg.) and was the leader in catches a week later at Sea. (11/14) with seven for 63 yards (9.0 avg.). Smith posted a then season-high eight catches in recording his second 100-yard game of the season with 106 yards vs. K.C. (12/5). His third touchdown of the season came from Brian Griese at Jac. (12/13), and he finished with six catches for 92 yards (15.3 avg.). Smith caught his fourth touchdown of the season vs. Sea. (12/19) on a 14-yard pass from Griese to move into sole possession of ninth place on Denver's career receiving-touchdown list. He was outstanding in the season-finale vs. S.D. (1/2), tying his career high with nine receptions for a game-high 106 yards (11.8 avg.), pushing him over the 1,000-yard receiving mark for a club-record third consecutive season. It was Smith's third 100-yard game of the season and the 14th of his career.

1998: Smith—named second-team All-NFL by *College & Pro Football Newsweekly*—started at wide receiver for Denver in all 16 regular-season games and continued to establish himself as one of the league's most productive receivers with a team-high 86 receptions (fourth best in club history) for 1,222 yards (third best in club history) for a 14.2 yards per reception average with six touchdowns and a long catch of 58 yards (vs. K.C. 12/6). He also gained 63 yards rushing on six reverses to give him 1,285 total yards from scrimmage. He threw one pass, a 14-yard completion to John Elway, vs. Oak. (11/22). Smith tied for second in the AFC (T-3rd in NFL) in receptions and ranked second in the AFC (4th in NFL) in receiving yards while also tying for fifth in the AFC (T-8th in NFL) in third-down receptions (24 catches for 352 yds.) and ranking eighth in the AFC (14th in NFL) in first downs earned (63). With 1,222 receiving yards, on the heels of his 1,180-yard campaign in 1997, Smith became just the fifth player in franchise history to post 1,000 or more receiving yards in back-to-back seasons (Lionel Taylor, 1960-61; Steve Watson, 1983-84; Anthony Miller, 1994-95 and Shannon Sharpe, 1996-97) and with Ed McCaffrey (1,053) gave Denver two 1,000-yard receivers in the same season for just the third time in franchise history (1994 and 1997). Smith started at wide receiver in all three postseason games and was the Broncos' leading receiver with 12 receptions for 260 yards (21.7 avg.) with two touchdowns, including an 80-yard score in Denver's 34-19 Super Bowl XXXIII win vs. Atl. (1/31). His previous postseason long accounted for his other touchdown on a 28-yard strike from John Elway in an AFC Divisional Playoff Game vs. Mia. (1/9). In that contest, he caught four passes for a team-high 71 yards, including the 28-yard touchdown reception from Elway early in the fourth quarter. Smith added three more receptions for 37 yards (12.3 avg.) with a long of 15 in the AFC Championship Game vs. NYJ (1/17). But he saved his best for last with five receptions for a game-high 152 yards in the Super Bowl vs. Atl. (1/31), including the 80-yard scoring reception from Elway in the second quarter to give Denver a 17-3 lead. It tied for the second-longest play from scrimmage in Super Bowl history and the longest pass play in Broncos postseason history while marking the longest in the club's Super Bowl history. Additionally, Smith's yardage total was the fourth highest in a Super Bowl game and moved him into second place (from seventh) on the Broncos' career postseason career list (480 yds.). He tied his career high for receptions vs. Phi. (10/4) with seven for a then season-high 95 yards (13.6 avg.) and his first two touchdowns of the season. At Sea. (10/11), Smith shattered his previous career bests with a game-high eight receptions for 136 yards (17.0 avg.) and a touchdown, highlighted by

LONGEST TOUCHDOWN CONNECTIONS IN SUPER BOWL HISTORY

Yds.	Quarterback-Receiver	Team	Opponent	Super Bowl	Date
1. 85	Jake Delhomme-Muhsin Muhammad	Carolina	New England	XXXVIII	Feb. 1, 2004
2. 81	Brett Favre-Antonio Freeman	Green Bay	New England	XXXI	Jan. 26, 1997
3. 80	John Elway-Rod Smith	Denver	Atlanta	XXXIII	Jan. 31, 1999
80	Doug Williams-Ricky Sanders	Washington	Denver	XXII	Jan. 31, 1988
80	Jim Plunkett-Kenny King	Oakland	Philadelphia	XV	Jan. 25, 1981

a season-best 50-yard reception from Elway in the first quarter. He posted six catches for 95 yards (15.8 avg.) with a 28-yard touchdown in the fourth quarter vs. Oak. (11/22) but made the day even more memorable by throwing a pass back to Elway for a 14-yard completion after taking the ball on a reverse. The completion marked the first in the NFL career of Smith, who was a part-time quarterback in college. At S.D. (11/29), Smith tied his then career high with eight receptions and posted his eighth career 100-yard game (101 yds.) while adding a touchdown on a 13-yard pass from John Elway in the second quarter. He posted back-to-back 100-yard games for the first time in his career after his career-high-tying eight receptions for a personal-best 165 yards (20.6 avg.) vs. K.C. (12/6), which included his longest catch of the season (58 yards). It was Smith's ninth career 100-yard game and his third in 1998 as he joined McCaffrey (103 yds.) to give Denver two 100-yard receivers in the same game for the first time since Nov. 20, 1994, vs. Atlanta (Cedric Tillman-175, Anthony Miller-102). He closed the regular season on a high note vs. Sea. (12/27), catching a career-high nine passes for 158 yards (17.6 avg.) with a touchdown.

1997: Smith started all 16 regular-season games at wide receiver and finished second on the Broncos in receptions with 70 for a team-high 1,180 yards (16.9 avg.) with a long of 78 yards and 12 touchdowns in his first year as a full-time starter. The yardage and touchdown totals both represented the third-highest single-season marks in franchise history at the time. He also carried the ball five times on reverses for a total of 16 yards rushing (3.2 avg.) with a long of 21 yards at S.D. (11/30). Smith's 16.9 yards per reception average ranked third in the NFL, and he also ranked fourth in the AFC (T-8th in NFL) in receiving yardage, tied for 10th in the AFC (T-18th in NFL) in receptions, tied for first in the AFC (T-2nd in NFL) in receiving touchdowns, and tied for third in the AFC (T-5th in NFL) in both total touchdowns and points scored by a non-kicker (T-6th in NFL). Additionally, he ranked 11th in the AFC in total yards from scrimmage (1,143). Smith posted six 100-yard receiving performances, the second-highest total in franchise history behind Lionel Taylor's seven in 1960. He recorded back-to-back two-touchdown games in Wk. 4 and Wk. 5 while adding two more multiple-touchdown games (at Pit. 12/7 and vs. S.D. 12/21). Smith posted nine receptions of 30 yards or longer during the regular season (30, 37t, 40, 41, 43, 47, 59t, 72t and 78) plus two more in postseason play (43t and 40). His 72 and 78-yard receptions represent the two longest completions by John Elway to the same receiver in a single season. Additionally, Smith returned one punt for 12 yards vs. Stl. (9/14). In the postseason, Smith started all four games at wide receiver and caught 11 passes for a team-leading 205 yards (18.6 avg.) with a long of 43 yards, which accounted for his only postseason touchdown. The play came in the first quarter of Denver's AFC Wild Card Game win vs. Jac. (12/27) and gave the Broncos a 14-0 lead. He would catch three passes for 99 yards (33.0 avg.) with one touchdown against the Jaguars. All three receptions came in the first half and on third downs, including a 40-yard reception on third-and-6 from the Broncos' 12-yard line. That kept the drive alive as Denver went on to score for a 21-0 lead. In Denver's 14-10 AFC Divisional Playoff Game at K.C. (1/4), he caught two passes for 19 yards (9.5 avg.). He pulled in a 17-yard reception against the Chiefs on a third-and-7 late in the second quarter that put the Broncos at the Chiefs' 4-yard line to set up a touchdown for the game's first score. In Denver's 24-21 AFC Championship Game victory at Pit. (1/11), he caught a career playoff-high six passes for 87 yards (14.5 avg.), including a 20-yard catch, to lead all Broncos receivers. Smith started at wide receiver in Denver's 31-24 Super Bowl XXXII win vs. G.B. (1/25), but he did not catch a pass and only recorded a fair catch on a punt in the ballgame. He kicked off the regular season with a solid game vs. K.C. (8/31) when he set then career highs with five receptions for a game-high 122 yards (24.4 avg.). His total included a career-best 78-yard reception from Elway, marking the third-longest non-scoring reception in Broncos history. Two weeks later vs. Stl. (9/14), he caught four passes for 126 yards with two scores (from 72 and 38 yards out) in Denver's 35-14 victory while also returning a punt for 12 yards. Smith set a career high for receptions (7) vs. Cin. (9/21) on 82 receiving yards (11.7 avg.) in Denver's 38-20 victory. He also caught two touchdowns in the game from one and eight yards out for his second consecutive two-touchdown game. Smith posted a career high with 130 yards on five receptions (26.0 avg.) on *Monday Night Football* vs. N.E. (10/6). He registered his first NFL rushing attempt at Oak. (10/19), gaining 14 yards on a reverse, to go along with five receptions for 58 yards (11.6 avg.). His next 100-yard game came vs. Sea. (11/2) when he caught five passes for 114 yards (22.8 avg.), including a 59-yard touchdown reception from Elway in the third quarter that put Denver ahead 27-20. It was Smith's fourth 100-yard game of 1997, the most by a Bronco since Anthony Miller had five in 1994. The next week vs. Car. (11/9), Smith caught four passes for 40 yards (10.0 avg.), including his sixth touchdown of the season on a 20-yard pass from John Elway. At K.C. (11/16), he tied his career high with a game-high seven receptions for 114 yards, including a long of 43, to notch his fifth 100-yard game of the season, which tied for second most in franchise history. His 43-yarder in the first quarter against the Chiefs will likely be remembered as one of the most outstanding catches the league has seen in recent years as Smith showed remarkable concentration while drawing a pass interference call and nearly being tripped as the ball neared his hands. Smith's seventh touchdown (15 yds.) came vs. Oak. (11/24)

PASS-CATCHING CONSISTENCY

CONSEC. GAMES WITH A RECEPTION, NFL, ACTIVE

Player	Gms.	Began
1. Marvin Harrison, Ind.	170	9/1/96 vs. Ari.
2. Keyshawn Johnson, Car.*	168	9/1/96 at Den.
3. Terrell Owens, Dal.	152	10/20/96 vs. Cin.
4. Hines Ward, Pit.	135	11/9/98 vs. G.B.
5. Rod Smith, Den.	124	9/26/99 at T.B.

* - Johnson announced his retirement on May 23, 2007.

CONSEC. GAMES WITH A RECEPTION, BRONCOS

Player	Gms.	Years
1. Rod Smith	124	1999-2006
2. Ed McCaffrey	68	1997-2003
3. Lionel Taylor	62	1960-64
4. Shannon Sharpe	60	1995-99
5. Steve Watson	49	1983-86

on *Monday Night Football*, and he added his eighth the following week at S.D. (11/30). Smith came up big at Pit. (12/7), catching four passes for 115 yards (28.8 avg.) with a long of 41 and two touchdowns, his third two-touchdown game of the season as he eclipsed the 1,000-yard receiving mark for the year. He closed the regular season on a high note vs. S.D. (12/21) with his fourth two-touchdown game.

1996: Smith handled the role of No. 3 receiver for much of the season and caught 16 passes for 237 yards (14.8 avg.) with two touchdowns while returning 23 punts for 283 yards (12.3 avg.) with a long of 36 in 10 regular-season games (1 start) for Denver. Additionally, he posted one special-teams tackle. In Denver's AFC Divisional Playoff Game vs. Jac. (1/4), Smith caught one pass for 15 yards, returned two punts for 12 yards (6.0 avg.) and made two special-teams stops. Smith was inactive for the season's first six games with a collarbone injury and saw his first action of the year vs. Bal. (10/20). Smith's 12.3-yard punt return average was second best in the AFC (4th in NFL). His first touchdown of the year was the game-winner at Oak. (11/4) when he hauled in a 49-yard John Elway pass with 4:14 remaining to give the Broncos a 22-21 win on *Monday Night Football*. On the night against the Raiders, he finished with a career-high four receptions for 72 yards (18.0 avg.). It was the second time in his two seasons that Smith had caught a game-winning pass. His other touchdown in 1996 came with a 20-yard scoring catch vs. Oak. (12/5) in Denver's 24-19 victory. Smith was inactive for the first six games of the season while recovering from a broken collarbone suffered in the preseason at Dal. (8/17). Smith saw his first action of the season vs. Bal. (10/20), catching one pass for 35 yards and returning a kick for 29 yards. Smith regained his No. 1 punt returner job before the Broncos' game vs. K.C. (10/27) and fielded seven punts for 99 yards (14.1 avg.), including a 36-yarder in the first quarter. He also caught two passes for 22 yards (11.0 avg.) against the Chiefs.

1995: Smith played all 16 regular-season games both at wide receiver and on special teams, where he recorded six tackles and forced a fumble for Denver. On the season, he had six catches for 152 yards (25.3 avg.) with a long of 43 yards while returning four kickoffs for 54 yards (13.5 avg.). Smith's spectacular game-ending 43-yard touchdown reception from John Elway vs. Was. (9/17) gave the Broncos a 38-31 win and was the first reception and touchdown of his NFL career. Smith out-jumped and out-dued Redskins All-Pro cornerback Darrell Green for the ball as time expired. He recorded his first career kickoff return, for 16 yards, at N.E. (10/8) and forced a fumble on special-teams coverage vs. S.D. (11/19). Smith had his best all-around performance in the season-finale at Oak. (12/24), starting at wide receiver as the Broncos opened in a four-wide receiver set. He caught two passes for 56 yards (28.0 avg.), including a 26-yarder in the fourth quarter on a third-and-10 play, helping the Broncos continue their game-tying drive en route to a comeback win.

1994: Smith, who entered the NFL with the Broncos as a college free agent May 3, spent the season as a member of the club's practice squad.

COLLEGE: Smith enjoyed a stellar career at Missouri Southern University, finishing with league records in career receiving yards (3,043) and touchdowns (34). He also broke the school's reception record (153) and was named first-team All-American by the Associated Press, Kodak, *Football Gazette* and NCAA Division-II sports information directors after his senior year. In his final season, Smith caught 63 passes for 986 yards (15.7 avg.) with 13 touchdowns and was a finalist for the Harlon Hill Award, given annually to the top football player at the Division-II level. He was named Missouri Southern's Outstanding Graduate in 1994 after completing his collegiate studies with three degrees: economics and finance, general business, as well as marketing and management. He was inducted into the school's Athletics Hall of Fame on Oct. 11, 2003.

PERSONAL: Smith was all-league, all-area, all-state and an Arkansas all-state game choice as a senior at Texarkana High School in Texarkana, Ark. He lettered twice in football and basketball and once in baseball. He began supporting an orphanage in Mexico City in 1994 and in August 1997 had the opportunity to meet the children when the Broncos traveled to Mexico City for a preseason American Bowl game. Smith hosted a group of the children for several hours at the team hotel and donated Broncos hats and T-shirts to more than 400 others. He has served as the spokesman for the annual Denver Broncos Community Blood Drive since its inception eight years ago. Smith was a 2007 inductee into the Arkansas Sports Hall of Fame. He has two sons, Devin and Roderick Jr., and a daughter, Vanessa. Rod Smith was born May 15, 1970, in Texarkana, Ark., and resides in Cherry Hills Village, Colo.

SMITH'S REGULAR SEASON RECORD

Year	Club	RECEIVING						PUNT RETURNS						KICKOFF RETURNS					
		G	S	No.	Yds.	Avg.	LG	TD	No.	FC	Yds.	Avg.	LG	TD	No.	Yds.	Avg.	LG	TD
1994	Denver								PRACTICE SQUAD										
1995	Denver	16	1	6	152	25.3	43t	1	0	1	0	0.0	—	0	4	54	13.5	17	0
1996	Denver	10	1	16	237	14.8	49t	2	23	15	283	12.3	36	0	1	29	29.0	29	0
1997	Denver	16	16	70	1,180	16.9	78	12	1	0	12	12.0	12	0	0	0	0.0	—	0
1998	Denver	16	16	86	1,222	14.2	58	6	0	0	0	0.0	—	0	0	0	0.0	—	0
1999	Denver	15	15	79	1,020	12.9	71	4	0	0	0	0.0	—	0	1	10	10.0	10	0
2000	Denver	16	16	100	1,602	16.0	49	8	0	0	0	0.0	—	0	0	0	0.0	—	0
2001	Denver	15	14	113	1,343	11.9	65t	11	0	0	0	0.0	—	0	0	0	0.0	—	0
2002	Denver	16	16	89	1,027	11.5	46	5	0	0	0	0.0	—	0	0	0	0.0	—	0
2003	Denver	15	15	74	845	11.4	38	3	6	8	127	21.2	65t	1	0	0	0.0	—	0
2004	Denver	16	16	79	1,144	14.5	85t	7	22	8	223	10.1	30	0	0	0	0.0	—	0
2005	Denver	16	16	85	1,105	13.0	72	6	0	0	0	0.0	—	0	0	0	0.0	—	0
2006	Denver	16	16	52	512	9.8	20	3	1	0	2	2.0	2	0	0	0	0.0	—	0
CAREER TOTALS		183	158	849	11,389	13.4	85t	68	53	32	647	12.2	65t	1	6	93	15.5	29	0

Year	Club	RUSHING					SCORING						
		No.	Yds.	Avg.	LG	TD	TD	TDr	TDp	TDrt	2pt	Pts.	
1994	Denver						PRACTICE SQUAD						
1995	Denver	0	0	0.0	—	0	1	0	1	0	0	6	
1996	Denver	1	1	1.0	1	0	2	0	2	0	0	12	
1997	Denver	5	16	3.2	21	0	12	0	12	0	0	72	
1998	Denver	6	63	10.5	37	0	7	0	6	1	0	42	
1999	Denver	0	0	0.0	—	0	4	0	4	0	0	24	
2000	Denver	6	99	16.5	50t	1	9	1	8	0	0	54	
2001	Denver	3	27	9.0	17	0	11	0	11	0	1	68	
2002	Denver	6	9	1.5	9	0	5	0	5	0	0	30	
2003	Denver	10	98	9.8	26	0	4	0	3	1	0	24	
2004	Denver	5	33	6.6	14	0	7	0	7	0	0	42	
2005	Denver	1	7	7.0	7	0	6	0	6	0	0	36	
2006	Denver	1	-5	-5.0	-5	0	3	0	3	0	0	18	
CAREER TOTALS		44	348	7.9	50t	1	71	1	68	2	1	428	

ADDITIONAL STATISTICS: Special teams tackles — 1995 (6), 1996 (1), TOTAL (7). Miscellaneous tackles — 1996 (2), 1998 (1), 1999 (3), 2000 (1), 2001 (5), 2002 (6), 2003 (4), 2004 (2), 2005 (3), 2006 (3), TOTAL (30). Fumbles — 2006 (1FR), TOTAL (1FR). Attempted five passes and completed two (40.0%) for 86 yards in his career for a passer rating of 87.5. He attempted one pass, a 14-yard completion to John Elway, vs. Oakland (11/22/98); Threw an incomplete pass at Oakland (10/10/99); Threw an incomplete pass intended for Ed McCaffrey at Baltimore (9/30/02) and attempted one pass, a 72-yard completion to Clinton Portis, at Kansas City (10/5/03). Tossed an incompletion intended for Ashley Lelie vs. Washington (10/9/05). He was sacked trying to make a pass at Kansas City (12/4/05). Smith scored a touchdown on a fumble recovery at Mia. (12/21/98).

SMITH'S POSTSEASON RECORD

Year	Club	RECEIVING						PUNT RETURNS						SCORING					
		G	S	No.	Yds.	Avg.	LG	TD	No.	FC	Yds.	Avg.	LG	TD	TD	TDr	TDp	TDrt	2pt
1996	Denver	1	0	1	15	15.0	15	0	2	0	12	6.0	6	0	0	0	0	0	0
1997	Denver	4	4	11	205	18.6	43t	1	0	1	0	0.0	—	0	1	0	1	0	6
1998	Denver	3	3	12	260	21.7	80t	2	0	0	0	0.0	—	0	2	0	2	0	12
2000	Denver	1	1	3	58	19.3	24	0	0	0	0	0.0	—	0	0	0	0	0	0
2003	Denver	1	1	5	66	13.2	34	1	0	0	0	0.0	—	0	1	0	1	0	6
2004	Denver	1	1	7	99	14.1	30	1	0	0	0	0.0	—	0	1	0	1	0	6
2005	Denver	2	2	10	157	15.7	42	1	0	0	0	0.0	—	0	1	0	1	0	6
CAREER TOTAL		13	12	49	860	17.6	80t	6	2	1	12	6.0	6	0	6	0	6	0	36

ADDITIONAL STATISTICS: Special teams tackles — 1996 (2). Rushed once for 1 yard vs. Atlanta (1/31/99). Rushed twice for 3 yards (1.5 avg.) with a long of 7 at Baltimore (12/31/00). TOTAL (three rushes for four yards (1.3 avg.) with a long of 7).

SMITH'S SINGLE-GAME HIGHS

(Postseason in parentheses)

Receptions — 14* at Arizona, 9/23/01 (7 at Indianapolis, 1/9/05). **Receiving yards** — 208 vs. Atlanta, 10/31/04 (152 vs. Atlanta, 1/31/99). **Longest reception** — 85t vs. Oakland, 11/28/04 (80t vs. Atlanta, 1/31/99). **Receiving touchdowns** — 3 vs. Cleveland, 10/15/00 (1, six times, last vs. New England, 1/14/06). **Rushes** — 3, three times, last at Cincinnati, 9/7/03 (2 at Baltimore, 12/31/00). **Rushing yards** — 78 at Seattle, 11/26/00 (3 at Baltimore, 12/31/00). **Longest rush** — 50t at Seattle, 11/26/00 (7 at Baltimore, 12/31/00). **Rushing touchdowns** — 1 at Seattle, 11/26/00 (none). **Punt returns** — 7 vs. Kansas City, 10/27/96 (2 vs. Jacksonville, 1/4/97). **Punt return yards** — 99 vs. Kansas City, 10/27/96 (12 vs. Jacksonville, 1/4/97). **Longest punt return** — 65t vs. San Diego, 11/16/03 (6 vs. Jacksonville, 1/4/97). **Punt return touchdowns** — 1 (65) vs. San Diego, 11/16/03 (none). **Kick returns** — 2 vs. Jacksonville, 12/3/95 (none). **Kick return yards** — 29 vs. Baltimore, 10/20/96 (none). **Longest kickoff return** — 29 vs. Baltimore, 10/20/96 (none). **Longest pass completion** — 72 (Clinton Portis) at Kansas City, 10/05/03 (none).

*indicates franchise record

SMITH'S 100-YARD RECEIVING GAMES (3): INCLUDES 1 POSTSEASON

*denotes win (The Broncos are 19-12, including postseason, when Smith records 100 or more yards receiving in a game.)

Date	Opponent	No.	Yds.	Avg.	LG	TD
8/31/97	vs. Kansas City*	5	122	24.4	78	0
9/14/97	vs. St. Louis*	4	126	31.5	72t	2
10/6/97	vs. New England*	5	130	26.0	47	0
11/2/97	vs. Seattle*	5	114	22.8	59t	1
11/16/97	at Kansas City	7	114	16.3	43	0
12/7/97	at Pittsburgh	4	115	28.8	41	2
10/11/98	at Seattle*	8	136	17.0	50t	1
11/29/98	at San Diego*	8	101	12.6	21	1
12/6/98	vs. Kansas City*	8	165	20.6	58	0
12/27/98	vs. Seattle*	9	158	17.6	36	1
1/31/99	vs. Atlanta*	5	152	30.4	80t	1
10/31/99	vs. Minnesota	7	117	16.7	30	0
12/5/99	vs. Kansas City	8	106	13.3	34	0
1/2/00	vs. San Diego	9	106	11.8	20	0
9/10/00	vs. Atlanta*	7	117	16.2	37t	2
9/24/00	vs. Kansas City	8	134	16.8	25	0
10/1/00	vs. New England	13	160	12.3	27	0
10/15/00	vs. Cleveland*	5	111	22.2	32t	3
10/22/00	at Cincinnati	7	110	15.7	28t	1
11/5/00	at N.Y. Jets*	5	134	26.8	49	0
11/19/00	vs. San Diego*	11	187	17.0	39	1
12/17/00	at Kansas City	6	101	16.8	34	0
9/10/01	vs. N.Y. Giants*	9	115	12.8	26	1
9/23/01	at Arizona*	14	162	11.6	34t	2
10/7/01	vs. Kansas City*	8	110	13.8	32	1
10/28/01	vs. New England*	6	159	26.5	65t	1
12/16/01	at Kansas City	8	100	12.5	21	1
10/5/03	at Kansas City	8	130	16.3	20	0
10/31/04	vs. Atlanta	9	208	23.1	80t	1
10/16/05	vs. New England*	6	123	20.5	72	1
12/17/05	at Buffalo*	11	137	12.5	34	1

Super Bowl XXXIII

SMITH'S REGULAR SEASON TOP FIVE

RECEIVING YARDS

208 — vs. Atlanta, 10/31/04 (9 rec., TD)
187 — vs. San Diego, 11/19/00 (11 rec., TD)
165 — vs. Kansas City, 12/6/98 (8 rec.)
162 — at Arizona, 9/23/01 (14 rec., 2TD)
160 — vs. New England, 10/1/00 (13 rec.)

RECEPTIONS

14 — at Arizona, 9/23/01 (162 yds., 2TD)
13 — vs. New England, 10/1/00 (160 yds.)
11 — at Buffalo, 12/17/05 (137 yds., TD)
11 — vs. San Diego, 11/19/00 (187 yds., TD)
10 — vs. San Diego, 11/16/03 (84 yds.)
10 — at Oakland, 11/5/01 (91 yds., 2TD)

RECEIVING TOUCHDOWNS

3 — vs. Cleveland, 10/15/00 (5 rec., 111 yds.)
2 — at Oakland, 11/5/01 (10 rec., 91 yds.)
2 — at Arizona, 9/23/01 (14 rec., 162 yds.)
2 — vs. Atlanta, 9/10/00 (7 rec., 117 yds.)
2 — vs. Philadelphia, 10/4/98 (7 rec., 95 yds.)
2 — vs. San Diego, 12/21/97 (4 rec., 53 yds.)
2 — at Pittsburgh, 12/7/97 (4 rec., 115 yds.)
2 — vs. Cincinnati, 9/21/97 (7 rec., 82 yds.)
2 — vs. St. Louis, 9/14/97 (4 rec., 126 yds.)

LONGEST RECEPTIONS

85t — vs. Oakland, 11/28/04 (2-99, TD)
80t — vs. Atlanta, 10/31/04 (9-208, TD)
78 — vs. Kansas City, 8/31/97 (5-122)
72 — vs. New England, 10/16/05 (6-123, TD)
72t — vs. St. Louis, 9/14/97 (4-126, 2TD)

SMITH'S POSTSEASON TOP THREE

RECEIVING YARDS

152 — vs. Atlanta, 1/31/99 (5 rec., TD)
99 — at Indianapolis, 1/9/05 (7 rec., TD)
99 — vs. Jacksonville, 12/27/97 (3 rec., TD)

RECEPTIONS

7 — at Indianapolis, 1/9/05 (99 yds., TD)
6 — vs. New England, 1/14/06 (96 yds., TD)
6 — at Pittsburgh, 1/11/98 (87 yds.)

RECEIVING TOUCHDOWNS

1 — vs. New England, 1/14/06 (6 rec., 96 yds.)
1 — at Indianapolis, 1/9/05 (7 rec., 99 yds.)
1 — at Indianapolis, 1/4/04 (5 rec., 66 yds.)
1 — vs. Atlanta, 1/31/99 (5 rec., 152 yds.)
1 — vs. Miami, 1/9/99 (4 rec., 71 yds.)
1 — vs. Jacksonville, 12/27/97 (3 rec., 99 yds.)

LONGEST RECEPTIONS

80t — vs. Atlanta, 1/31/99 (5-152, TD)
43t — vs. Jacksonville, 12/27/97 (3-99, TD)
42 — vs. New England, 1/14/06 (6-96, TD)

ROD SMITH'S CAREER GAME-BY-GAME

(victories asterisked)

1994 DENVER (7-9)									
Date	Opponent	P/S	No.	Yds.	Avg.	LG	TD	2pt.	Pts.
PRACTICE SQUAD									
1995 DENVER (8-8)									
Date	Opponent	P/S	No.	Yds.	Avg.	LG	TD	2pt.	Pts.
Sep 3	vs. Buffalo*	P	0	0	0.0	—	0	0	0
Sep 10	at Dallas	P	0	0	0.0	—	0	0	0
Sep 17	vs. Washington*	P	1	43	43.0	43t	1	0	6
Sep 24	at San Diego	P	0	0	0.0	—	0	0	0
Oct 1	at Seattle	P	0	0	0.0	—	0	0	0
Oct 8	at New England*	P	0	0	0.0	—	0	0	0
Oct 16	vs. Oakland	P	0	0	0.0	—	0	0	0
Oct 22	vs. Kansas City	P	0	0	0.0	—	0	0	0
Nov 5	vs. Arizona*	P	0	0	0.0	—	0	0	0
Nov 12	at Philadelphia	P	0	0	0.0	—	0	0	0
Nov 19	vs. San Diego*	P	0	0	0.0	—	0	0	0
Nov 26	at Houston	P	1	24	24.0	24	0	0	0
Dec 3	vs. Jacksonville	P	0	0	0.0	—	0	0	0
Dec 10	vs. Seattle	P	1	19	19.0	19	0	0	0
Dec 17	at Kansas City	P	1	10	10.0	10	0	0	0
Dec 24	at Oakland*	S	2	56	28.0	30	0	0	0
Regular Season Totals		16/1	6	152	25.3	43t	1	0	6

1996 DENVER (13-3)									
Date	Opponent	P/S	No.	Yds.	Avg.	LG	TD	2pt.	Pts.
Sep 1	vs. N.Y. Jets*	INACTIVE — COLLARBONE							
Sep 8	at Seattle*	INACTIVE — COLLARBONE							
Sep 15	vs. Tampa Bay*	INACTIVE — COLLARBONE							
Sep 22	at Kansas City	INACTIVE — COLLARBONE							
Sep 29	at Cincinnati*	INACTIVE — COLLARBONE							
Oct 6	vs. San Diego*	INACTIVE — COLLARBONE							
Oct 20	vs. Baltimore*	P	1	35	35.0	35	0	0	0
Oct 27	vs. Kansas City*	P	2	22	11.0	12	0	0	0
Nov 4	at Oakland*	P	4	72	18.0	49t	1	0	6
Nov 10	vs. Chicago*	S	1	14	14.0	14	0	0	0
Nov 17	at New England*	P	0	0	0.0	—	0	0	0
Nov 24	at Minnesota*	P	0	0	0.0	—	0	0	0
Dec 1	vs. Seattle*	P	1	13	13.0	13	0	0	0
Dec 8	at Green Bay	P	1	6	6.0	6	0	0	0
Dec 15	vs. Oakland*	P	2	44	22.0	24	1	0	6
Dec 22	at San Diego	P	4	31	7.8	11	0	0	0
Regular Season Totals		10/1	16	237	14.8	49t	2	0	12
Jan 4	vs. Jacksonville&	P	1	15	15.0	15	0	0	0
Postseason Totals		1/0	1	15	15.0	15	0	0	0
&AFC Divisional Playoff Game									

1997 DENVER (12-4)									
Date	Opponent	P/S	No.	Yds.	Avg.	LG	TD	2pt.	Pts.
Aug 31	vs. Kansas City*	S	5	122	24.4	78	0	0	0
Sep 7	at Seattle*	S	2	9	4.5	10	0	0	0
Sep 14	vs. St. Louis*	S	4	126	31.5	72t	2	0	12
Sep 21	at Cincinnati*	S	7	82	11.7	26	2	0	12
Sep 28	at Atlanta*	S	3	28	9.3	11	0	0	0
Oct 6	vs. New England*	S	5	130	26.0	47	0	0	0
Oct 19	at Oakland	S	5	58	11.6	26	0	0	0
Oct 26	at Buffalo*	S	3	35	11.6	15	0	0	0
Nov 2	vs. Seattle*	S	5	114	22.8	59t	1	0	6
Nov 9	vs. Carolina*	S	4	40	10.0	20t	1	0	6
Nov 16	at Kansas City	S	7	114	16.3	43	0	0	0
Nov 24	vs. Oakland*	S	3	41	13.7	19	1	0	6
Nov 30	at San Diego*	S	4	40	10.0	14	1	0	6
Dec 7	at Pittsburgh	S	4	115	28.8	41	2	0	12
Dec 15	at San Francisco	S	5	73	14.6	26	0	0	0
Dec 21	vs. San Diego*	S	4	53	13.3	15t	2	0	12
Regular Season Totals		16/16	70	1,180	16.9	78	12	0	72
Dec 27	Jacksonville* ³	S	3	99	33.0	43t	1	0	6
Jan 4	at Kansas City*†	S	2	19	9.5	17	0	0	0
Jan 11	at Pittsburgh*§	S	6	87	14.5	20	0	0	0
Jan 25	Green Bay*§	S	0	0	0.0	—	0	0	0
Postseason Totals		4/4	11	205	18.6	43t	1	0	6
†AFC Wild Card Playoff Game; §AFC Divisional Playoff Game; §AFC Championship Game; §Super Bowl XXXII									

1998 DENVER (14-2)									
Date	Opponent	P/S	No.	Yds.	Avg.	LG	TD	2pt.	Pts.
Sep 7	New England*	S	6	57	9.5	18	0	0	0
Sep 13	Dallas*	S	4	76	19.0	38	0	0	0
Sep 20	at Oakland*	S	4	67	16.8	36	0	0	0
Sep 27	at Washington*	S	2	13	6.5	7	0	0	0
Oct 4	Philadelphia*	S	7	95	13.6	31t	2	0	12
Oct 11	at Seattle*	S	8	136	17.0	50t	1	0	6
Oct 25	Jacksonville*	S	6	51	8.5	11	0	0	0
Nov 1	at Cincinnati*	S	1	17	17.0	17	0	0	0
Nov 8	San Diego*	S	5	36	7.2	12	0	0	0
Nov 16	at Kansas City*	S	5	50	10.0	20	0	0	0
Nov 22	Oakland*	S	6	95	15.8	28t	1	0	6
Nov 29	at San Diego*	S	8	101	12.6	21	1	0	6
Dec 6	Kansas City*	S	8	165	20.6	58	0	0	0
Dec 13	at N.Y. Giants	S	4	51	12.8	17	0	0	0
Dec 21	at Miami	S	3	54	18.0	35	0	0	6 (scored TD on a fum. rec.)
Dec 27	Seattle*	S	9	158	17.6	36	1	0	6
Regular Season Totals		16/16	86	1,222	14.2	58	6	0	42 (includes TD on a fum. rec.)
Jan 9	Miami* ⁴	S	4	71	17.8	28t	1	0	6
Jan 17	N.Y. Jets* [#]	S	3	37	12.3	15	0	0	0
Jan 31	Atlanta* ^{\$}	S	5	152	30.4	80t	1	0	6
Postseason Totals		3/3	12	260	21.7	80t	2	0	12
&AFC Divisional Playoff Game; #AFC Championship Game; \$Super Bowl XXXIII									

1999 DENVER (6-10)									
Date	Opponent	P/S	No.	Yds.	Avg.	LG	TD	2pt.	Pts.
Sep 13	Miami	S	0	0	0.0	—	0	0	0
Sep 19	at Kansas City	S	INACTIVE — GROIN						
Sep 26	at Tampa Bay	S	2	24	12.0	16	0	0	0
Oct 3	N.Y. Jets	S	3	90	30.0	71	0	0	0
Oct 10	at Oakland*	S	7	79	11.3	33	1	0	6
Oct 17	Green Bay*	S	4	57	14.3	17	0	0	0
Oct 24	at New England	S	3	44	14.7	28t	1	0	6
Oct 31	Minnesota	S	7	117	16.7	30	0	0	0
Nov 7	at San Diego*	S	5	70	14.0	19	0	0	0
Nov 14	at Seattle	S	7	63	9.0	14	0	0	0
Nov 22	vs. Oakland*	S	7	66	9.4	13	0	0	0
Dec 5	Kansas City	S	8	106	13.3	34	0	0	0
Dec 13	at Jacksonville	S	6	92	15.3	28	1	0	6
Dec 19	Seattle*	S	7	82	11.7	21	1	0	6
Dec 25	at Detroit*	S	4	24	6.0	9	0	0	0
Jan 2	San Diego	S	9	106	11.8	20	0	0	0
Regular Season Totals		15/15	79	1,020	12.9	71	4	0	24

2000 DENVER (11-5)									
Date	Opponent	P/S	No.	Yds.	Avg.	LG	TD	2pt.	Pts.
Sep 4	at St. Louis	S	3	88	29.3	47	1	0	6
Sep 10	vs. Atlanta*	S	7	117	16.7	37t	2	0	12
Sep 17	at Oakland*	S	7	63	9.0	11	0	0	0
Sep 24	vs. Kansas City	S	8	134	16.8	25	0	0	0
Oct 1	vs. New England	S	13	160	12.3	27	0	0	0
Oct 8	at San Diego*	S	3	52	17.3	25	0	0	0
Oct 15	vs. Cleveland*	S	5	111	22.2	32t	3	0	18
Oct 22	at Cincinnati	S	7	110	15.7	28t	1	0	6
Nov 5	at N.Y. Jets*	S	5	134	26.8	49	0	0	0
Nov 13	vs. Oakland*	S	6	76	12.7	28	0	0	0
Nov 19	vs. San Diego*	S	11	187	17.0	39	1	0	6
Nov 26	at Seattle*	S	4	82	20.5	25	0	0	6 (scored on a 43-yd. run)
Dec 3	at New Orleans*	S	2	25	12.5	14	0	0	0
Dec 10	vs. Seattle*	S	5	82	16.4	21	0	0	0
Dec 17	at Kansas City	S	6	101	16.8	34	0	0	0
Dec 23	vs. San Francisco*	S	8	80	10.0	13	0	0	0
Regular Season Totals		16/16	100	1,602	16.0	49	8	0	54 (includes rushing TD)
Dec 31	at Baltimore†	S	3	58	19.3	24	0	0	0
Postseason Totals		1/1	3	58	19.3	24	0	0	0
†AFC Wild Card Playoff Game									

2001 DENVER (8-8)			RECEIVING					SCORING		
Date	Opponent	P/S	No.	Yds.	Avg.	LG	TD	2pt.	Pts.	
Sep 10	vs. N.Y. Giants*	S	9	115	12.8	26	1	0	6	
Sep 23	at Arizona*	S	14	162	11.6	34t	2	0	12	*franchise-record 14 rec.
Sep 30	vs. Baltimore	S	5	83	16.6	31	0	0	0	
Oct 7	vs. Kansas City*	S	8	110	13.8	32	1	0	6	
Oct 14	at Seattle	S	6	43	7.2	13	1	0	6	
Oct 21	at San Diego	S	9	86	9.6	18	0	0	0	
Oct 28	vs. New England*	S	6	159	26.5	65t	1	0	6	
Nov 5	at Oakland	S	10	91	9.1	26t	2	1	4	*NFL rec.; 67 rec. 1st 8 gms.
Nov 11	vs. San Diego*	S	5	74	14.8	32	0	0	0	
Nov 18	vs. Washington	S	3	25	8.3	13	1	0	6	
Nov 22	at Dallas*	S	7	81	11.6	23	0	0	0	
Dec 2	at Miami		INACTIVE — LEFT ANKLE SPRAIN							
Dec 9	vs. Seattle*	S	8	66	8.3	12	0	0	0	
Dec 16	at Kansas City	P	8	100	12.5	21	1	0	6	
Dec 30	vs. Oakland*	S	8	56	7.0	13	1	0	6	*broke fran. rec.; rec. in season
Jan 6	at Indianapolis	S	7	92	13.1	20	0	0	0	
Regular Season Totals		15/14	113	1,343	11.9	65t	11	1	68	

2002 DENVER (9-7)			RECEIVING					SCORING		
Date	Opponent	S/P	No.	Yds.	Avg.	LG	TD	2pt.	Pts.	
Sep 8	vs. St. Louis*	S	5	47	9.4	16	1	0	6	
Sep 15	at San Francisco*	S	3	22	7.3	12	0	0	0	
Sep 22	vs. Buffalo*	S	7	94	13.4	26t	1	0	6	
Sep 30	at Baltimore	S	5	61	12.2	24	0	0	0	
Oct 6	vs. San Diego*	S	6	83	13.8	34	0	0	0	
Oct 13	vs. Miami	S	9	88	9.8	16	0	0	0	
Oct 20	at Kansas City*	S	7	92	13.1	29	0	0	0	
Oct 27	at New England*	S	7	54	7.7	21	0	0	0	
Nov 11	Oakland	S	8	72	9.0	17	0	0	0	
Nov 17	at Seattle*	S	5	58	11.6	16	1	0	6	
Nov 24	vs. Indianapolis	S	6	73	12.2	27	1	0	6	
Dec 1	at San Diego	S	2	36	18.0	23	0	0	0	
Dec 8	at N.Y. Jets	S	6	38	6.3	9	0	0	0	
Dec 15	vs. Kansas City*	S	3	83	27.7	46	0	0	0	
Dec 22	at Oakland	S	5	64	12.8	24	0	0	0	
Dec 29	vs. Arizona*	S	5	62	12.4	20	1	0	6	
Regular Season Totals		16/16	89	1,027	11.5	46	5	0	30	

2003 DENVER (10-6)			RECEIVING					SCORING		
Date	Opponent	P/S	No.	Yds.	Avg.	LG	TD	2pt.	Pts.	
Sep 7	at Cincinnati*	S	5	43	8.6	12	0	0	0	
Sep 14	at San Diego*	S	5	71	14.2	19	0	0	0	
Sep 22	vs. Oakland*	S	1	7	7.0	7	0	0	0	
Sep 28	vs. Detroit*	S	5	61	12.2	22	0	0	0	
Oct 5	at Kansas City	S	8	130	16.3	21	0	0	0	
Oct 12	vs. Pittsburgh*	S	4	70	17.5	38	1	0	6	
Oct 19	at Minnesota	S	3	24	8.0	11	0	0	0	
Oct 26	at Baltimore	S	4	23	5.8	7	0	0	0	
Nov 3	vs. New England	S	4	58	14.5	26	0	0	0	
Nov 16	vs. San Diego*	S	10	84	8.4	15	0	0	6	(65-yd. PR TD)
Nov 23	vs. Chicago	S	9	86	9.6	23	1	0	6	
Nov 30	at Oakland*	S	1	20	20.0	20	0	0	0	
Dec 7	vs. Kansas City*	S	7	85	12.1	20	0	0	0	
Dec 14	vs. Cleveland*	S	4	41	10.3	18	0	0	0	
Dec 21	at Indianapolis*	S	4	42	10.5	15t	1	0	6	
Dec 28	at Green Bay		INACTIVE							
Regular Season Totals		15/15	74	845	11.4	38	3	0	24	(includes 1 PR TD)
Jan 4	at Indianapolis†	S	5	66	13.2	34	1	0	6	
Postseason Totals		1/1	5	66	13.2	34	1	0	6	

†AFC Wild Card Playoff Game

DID YOU KNOW?

The Broncos in 2005 became the first team in NFL history to have two 100-yard rushers and a 300-yard passer in the same game. In Denver's contest against Philadelphia on Oct. 30, 2005, Mike Anderson (126 yds.) and Tatum Bell (107 yds.) each had at least 100 rushing yards while Jake Plummer (309 yds.) cleared the 300-yard passing mark.

2004 DENVER (10-6)			RECEIVING					SCORING		
Date	Opponent	P/S	No.	Yds.	Avg.	LG	TD	2pt.	Pts.	
Sep 12	vs. Kansas City*	S	7	76	10.9	14	0	0	0	
Sep 19	at Jacksonville	S	6	83	13.8	34	0	0	0	
Sep 26	vs. San Diego*	S	5	75	15.0	32	1	0	6	
Oct 3	at Tampa Bay*	S	4	32	8.0	11	0	0	0	
Oct 10	vs. Carolina*	S	4	60	15.0	26	0	0	0	
Oct 17	at Oakland*	S	1	24	24.0	24	0	0	0	
Oct 25	at Cincinnati	S	5	50	10.0	15	1	0	6	
Oct 31	vs. Atlanta	S	9	208	23.1	80t	1	0	6	
Nov 7	vs. Houston*	S	3	29	9.7	13t	1	0	6	
Nov 21	at New Orleans*	S	3	26	8.7	13	0	0	0	
Nov 28	vs. Oakland	S	2	99	49.5	85t	1	0	6	
Dec 5	at San Diego	S	4	76	19.0	45	0	0	0	
Dec 12	vs. Miami*	S	8	97	12.1	26	0	0	0	
Dec 19	at Kansas City	S	6	75	12.5	22	1	0	6	
Dec 25	at Tennessee*	S	6	58	9.7	17	1	0	6	
Jan 2	vs. Indianapolis*	S	6	76	12.7	17	0	0	0	
Regular Season Totals		16/16	79	1,144	14.5	85t	7	0	42	
Jan 9	at Indianapolis†	S	7	99	14.1	30	1	0	6	
Postseason Totals		1/1	7	99	14.1	30	1	0	6	

†AFC Wild Card Playoff Game

2005 DENVER (13-3)			RECEIVING					SCORING		
Date	Opponent	P/S	No.	Yds.	Avg.	LG	TD	2pt.	Pts.	
Sep 11	at Miami	S	7	90	12.9	23	0	0	0	
Sep 18	vs. San Diego*	S	8	83	10.4	20	0	0	0	
Sep 26	vs. Kansas City*	S	7	80	11.4	21	1	0	6	
Oct 2	at Jacksonville*	S	4	33	8.3	14	0	0	0	
Oct 9	vs. Washington*	S	2	23	11.5	13	0	0	0	
Oct 16	vs. New England*	S	6	123	20.5	72	1	0	6	
Oct 23	at N.Y. Giants	S	3	51	17.0	37	0	0	0	
Oct 30	vs. Philadelphia*	S	5	76	15.2	32	1	0	6	
Nov 13	at Oakland*	S	5	50	10.0	27t	1	0	6	
Nov 20	vs. N.Y. Jets*	S	5	57	11.4	14	0	0	0	
Nov 24	at Dallas*	S	5	57	11.4	20	1	0	6	
Dec 4	at Kansas City	S	6	79	13.2	18	0	0	0	
Dec 11	vs. Baltimore*	S	5	64	12.8	21	0	0	0	
Dec 17	at Buffalo*	S	11	137	12.5	34	1	0	6	
Dec 24	vs. Oakland*	S	5	91	18.2	24	0	0	0	
Dec 31	at San Diego*	S	1	11	11.0	11	0	0	0	
Regular Season Totals		16/16	85	1,105	13.0	72	6	0	36	
Jan 14	vs. New England* &	S	6	96	16.0	42	1	0	6	
Jan 22	vs. Pittsburgh#	S	4	61	15.3	32	0	0	0	
Postseason Totals		2/2	10	157	15.7	42	1	0	6	

&AFC Divisional Playoff Game; #AFC Championship Game

2006 DENVER (9-7)			RECEIVING					SCORING		
Date	Opponent	P/S	No.	Yds.	Avg.	LG	TD	2pt.	Pts.	
Sep 10	at St. Louis	S	3	34	11.3	19	0	0	0	
Sep 17	vs. Kansas City*	S	2	16	8.0	15	0	0	0	
Sep 24	at New England*	S	6	44	7.3	11	0	0	0	
Oct 9	vs. Baltimore*	S	4	30	7.5	11	1	0	6	
Oct 15	vs. Oakland*	S	1	12	12.0	12	0	0	0	
Oct 22	at Cleveland*	S	6	69	11.5	19	0	0	0	
Oct 29	vs. Indianapolis	S	2	28	14.0	16	0	0	0	
Nov 5	at Pittsburgh*	S	4	46	11.5	16t	1	0	6	
Nov 12	at Oakland*	S	4	39	9.8	15	0	0	0	
Nov 19	vs. San Diego	S	2	25	12.5	14	0	0	0	
Nov 23	at Kansas City	S	4	39	9.8	20	0	0	0	
Dec 3	vs. Seattle	S	1	6	6.0	6	0	0	0	
Dec 10	at San Diego	S	3	20	6.7	13	0	0	0	
Dec 17	at Arizona*	S	4	40	10.0	14	1	0	6	
Dec 24	vs. Cincinnati*	S	1	5	5.0	5	0	0	0	
Dec 31	vs. San Francisco	S	5	59	11.8	15	0	0	0	
Regular Season Totals		16/16	52	512	9.8	20	3	0	18	

DID YOU KNOW?

The Broncos allowed only two touchdowns through their first six games of the 2006 season, marking the fewest given up by an NFL team in that span since 1934. That year, the Detroit Lions shut out their first seven opponents.

ROD SMITH VS. THE NFL

Regular Season Only

	G/S	Rec.	Yds.	Avg.	LG	TD	100 Yards
Denver	0/0	0	0	0.0	—	0	0
Kansas City	22/18	123	1,789	14.5	78	4	9
Oakland	24/21	104	1,342	12.9	85t	10	0
San Diego	23/20	113	1,400	12.4	45	6	3
AFC West	69/59	340	4,531	14.3	85t	20	12
Buffalo	4/3	21	266	12.7	34	2	1
Miami	5/5	27	329	12.2	35	0	0
New England	11/9	56	829	14.8	72	3	4
N.Y. Jets	4/4	19	319	16.8	71	0	1
AFC East	24/21	123	1,743	14.2	72	5	6
Baltimore	6/5	24	296	12.3	35	1	0
Cincinnati	6/6	26	307	11.8	28t	4	1
Cleveland	3/3	15	221	14.7	32t	3	1
Pittsburgh	3/3	12	231	19.3	41	4	1
AFC North	18/17	77	1,055	13.7	41	12	3
Houston	1/1	3	29	9.7	13t	1	0
Indianapolis	5/5	25	311	12.4	27	2	0
Jacksonville	5/4	22	259	11.8	34	1	0
Tennessee/Houston	2/1	7	82	11.7	24	1	0
AFC South	13/11	57	681	11.9	34	5	0
AFC Totals	124/108	597	8,010	14.0	85t	42	21
Arizona	4/3	23	264	11.5	34t	4	1
St. Louis	4/4	15	295	19.7	72t	4	1
San Francisco	4/4	21	234	11.1	26	0	0
Seattle	15/12	69	931	13.5	59t	6	3
NFC West	27/23	128	1,724	13.5	72t	14	5
Dallas	4/3	16	214	13.4	38	1	0
N.Y. Giants	3/3	16	217	13.6	37	1	1
Philadelphia	3/2	12	171	14.3	32	3	0
Washington	4/3	8	104	13.0	43t	2	0
NFC East	14/11	52	706	13.6	43t	7	1
Chicago	2/2	10	100	10.0	23	1	0
Detroit	2/2	9	85	9.4	22	0	0
Green Bay	2/1	5	63	12.6	17	0	0
Minnesota	3/2	10	141	14.1	30	0	1
NFC North	9/7	34	389	11.4	30	1	1
Atlanta	3/3	19	353	18.6	80t	3	2
Carolina	2/2	8	100	12.5	26	1	0
New Orleans	2/2	5	51	10.2	14	0	0
Tampa Bay	2/2	6	56	9.3	16	0	0
NFC South	9/9	38	560	14.7	80t	4	2
NFC Totals	59/50	252	3,379	13.4	80t	26	9
NFL Totals	183/158	849	11,389	13.4	85t	68	30
Home	93/81	455	6,482	14.2	85t	41	19
Road	90/77	394	4,907	12.5	50t	27	11
Grass	153/133	737	9,974	13.5	85t	58	27
Turf	30/25	112	1,415	12.6	50t	10	3
Outdoors	167/144	795	10,734	13.5	85t	64	29
Domes	16/14	54	655	12.1	50t	4	1
All Sun. Games	152/129	692	9,448	13.7	85t	55	27
Sunday Nights	18/14	83	928	11.2	85t	7	2
Mondays	22/20	106	1,363	12.9	49t	10	2
Thursdays	3/3	16	177	11.1	23	1	0
Saturdays	6/6	35	401	11.5	34	2	1
Wins	118/104	546	7,304	13.4	78	51	18
Losses	65/54	303	4,085	13.5	85t	17	12
August	1/1	5	122	24.4	78	0	1
September	38/34	175	2,274	13.0	72t	15	5
October	47/41	222	3,163	14.2	80t	18	11
November	46/39	204	2,625	12.9	85t	19	5
December	48/40	221	2,931	13.3	58	16	7
January	3/3	22	274	12.5	20	0	1



BRANDON STOKLEY

5-11 • 197 • 9TH YR. • SOUTHWESTERN LA.

BORN: June 23, 1976, in Blacksburg, Va.

HIGH SCHOOL: Comeaux High School, Lafayette, La.

ACQUIRED: Free Agent, 2007

NFL YEAR: 9th • YEAR WITH BRONCOS: 1st

NFL GAMES PLAYED/STARTED: 74/22 • POSTSEASON: 12/1

14

WIDE RECEIVER

STOKLEY AT A GLANCE:

- A ninth-year wide receiver who enters his first season with the Broncos after spending the last four years with Indianapolis, which featured one of the NFL's most prolific offenses and won four AFC South titles along with Super Bowl XLI during that time.
- Limited to four games (1 start) with the Colts in 2006 due to injuries and was placed on injured reserve on Dec. 14 of that year with a ruptured right Achilles' tendon.
- Posted career highs in catches (68), receiving yards (1,077) and touchdowns (10) with Indianapolis in 2004, a year in which he was named a third-team All-NFL selection by *USA Today*.
- Played for two Super Bowl champions with Baltimore in 2000 (XXXV) and Indianapolis in 2006 (XLI) while totaling 12 postseason appearances for his career.
- Owns seven career 100-yard receiving games, including a 144-yard, two-touchdown effort against Denver in an AFC Wild Card Game (1/4/04).
- Joined the Colts in 2003 after playing his first four seasons with the Ravens.
- Hauled in a 38-yard touchdown for the Ravens to score the first points in Super Bowl XXXV against the New York Giants during the 2000 season.
- Finished his career at the University of Southwestern Louisiana (since renamed University of Louisiana at Lafayette) ranked ninth in NCAA history in career receiving yards (3,702) and 10th in career receptions (241).
- Joined the Broncos as a free agent on March 22, 2007.
- Selected by Baltimore in the fourth round (105th overall) of the 1999 NFL Draft.

CAREER TRANSACTIONS: Signed by Baltimore as a draft choice 7/29/99; Placed on injured reserve (shoulder) by Baltimore 10/25/99; Placed on injured reserve (foot) by Baltimore 11/26/02; Signed by Indianapolis as an unrestricted free agent 3/14/03; Placed on injured reserve (right Achilles' tendon) by Indianapolis 12/14/06; Released by Indianapolis 3/1/07; Signed by Denver 3/22/07.



2006: Stokley played four games (1 start) for Super Bowl XLI champion Indianapolis, recording eight catches for 85 yards with one touchdown before being placed on injured reserve with a ruptured Achilles' tendon in his right leg on Dec. 14. After an ankle injury forced him to be declared inactive for the opener, Stokley made a 10-yard touchdown grab vs. Hou. (9/17). He was inactive for the next two games. He returned to action with five catches for 57 yards vs. Ten. (10/8). The Colts declared Stokley inactive for six games before he made an 8-yard grab at Ten. (12/3). He started at Jac. (12/10) and made a 10-yard catch before suffering an injury to his right Achilles' tendon.

2005: Stokley played 15 games (4 starts), recording 41 catches for 543 yards (13.2 avg.) with one touchdown to help Indianapolis to a 13-0 start en route to a 14-2 regular-season record. He was declared inactive for the regular-season finale but returned for the club's first playoff game vs. Pit. (1/15), adding a 13-yard catch in that AFC Divisional Playoff contest against the Steelers. He hauled in a season-high seven balls for 83 yards at Bal. (9/11). At S.F. (10/9), Stokley made six catches for 59 yards. He posted another six-catch outing for 73 yards with a 21-yard touchdown in a start vs. Hou. (11/13). In the Colts' final regular-season game, Stokley made five catches for 122 yards, including a season-long 45-yard grab, at Sea. (12/24).

2004: Stokley played all 16 games (3 starts) and posted career bests in catches (68), receiving yards (1,077) and touchdowns (10) for Indianapolis to earn third-team All-NFL honors from *USA Today*. He joined teammates Marvin Harrison and Reggie Wayne as 1,000-yard receivers to make the Colts one of four teams in league history with three 1,000-yard receivers in the same season—the 1980 Chargers, 1989 Redskins and 1995 Falcons are the other clubs to accomplish that feat. He recorded five 100-yard games and had at least one reception in all but one regular-season game. In the team's AFC Wild Card Game win vs. Den. (1/9), Stokley posted two catches for 33 yards. He recorded a playoff-high eight catches for 64 yards in an AFC Divisional Playoff Game at N.E. (1/16). Stokley posted four catches for 77 yards and a touchdown in the season opener

at N.E. (9/9). Two weeks later, he made a season-high eight catches for 110 yards with two touchdowns vs. G.B. (9/26). He racked up seven receptions for 112 yards vs. Jac. (10/24). Stokley compiled five catches for 132 yards with two touchdowns vs. Hou. (11/14). He added a career-high three scores on Thanksgiving at Det. (11/25). In a start vs. Ten. (12/5), he made eight catches for a personal-best 153 yards and a score. Stokley posted 123 yards and a touchdown on seven grabs vs. S.D. (12/26). His 21-yard touchdown was Peyton Manning's 49th touchdown pass of the season, snapping Dan Marino's single-season NFL mark set in 1984.

2003: Stokley, who joined Indianapolis as an unrestricted free agent on March 14, started three of his games played and totaled 22 catches for 211 yards with three touchdowns. He was slowed early in the year due to offseason foot surgery. In the playoffs, Stokley contributed 11 catches for 223 yards with three touchdowns in three games played. In an AFC Wild Card Game vs. Den. (1/4), Stokley recorded the best statistical game of his career, registering four catches for 144 yards (36.0 avg.) with two scores, including an 87-yard catch-and-run touchdown. In an AFC Divisional Playoff Game at K.C. (1/11), Stokley posted four catches for 57 yards with a 29-yard touchdown. Stokley made his season debut vs. Hou. (10/26) after recovering from offseason foot surgery. He hauled in three balls for 34 yards at Mia. (11/2) but suffered a concussion against the Dolphins that forced him to miss a month of action. Stokley returned to play at Ten. (12/7) and made a pair of catches for 10 yards before registering seven catches for 95 yards with two touchdowns vs. Atl. (12/14). He contributed a career-best nine catches for 67 yards and a score in the regular-season finale at Hou. (12/28).

2002: In his final season in Baltimore, Stokley played eight games (5 starts), posting 24 catches for 357 yards with two scores. He also rushed six times for 31 yards before being placed on injured reserve with a foot injury on Nov. 26. He made six catches for 83 yards as a starter in the season opener at Car. (9/8). After recording four catches for 57 yards as a reserve vs. T.B. (9/15), Stokley added two catches for 35 yards as a starter vs. Den. (9/30). He found the end zone twice as part of his four-catch, 78-yard outing at Cle. (10/6).

2001: Stokley, for the first time in his career, played all 16 games (5 starts) and posted 24 catches for 344 yards with two scores for Baltimore. He had at least one catch in 12 games, making multiple grabs in seven outings. He also rushed once for one yard. Stokley played in both of Baltimore's postseason games, recording a catch in each. Stokley opened the season as the team's starter for its first three games. He made a season-high five catches for 68 yards as a starter at Cle. (10/21). Stokley made a 21-yard touchdown grab as his lone reception vs. Cle. (11/15). He found the end zone for the second time on the year vs. Pit. (12/16).

2000: Stokley contributed 11 catches for 184 yards with two touchdowns in seven games (1 start) as a second-year player for Baltimore. He also appeared in all four of the team's postseason contests, adding seven catches for 91 yards (13.0 avg.), including a 38-yard touchdown in the Ravens' Super Bowl XXXV victory. In the team's Super Bowl XXXV win vs. NYG (1/28), Stokley made three catches for 52 yards, including a 38-yard touchdown that gave Baltimore a 7-0 lead. After being declared inactive for seven of Baltimore's first eight outings, Stokley hauled in a 14-yard touchdown as his first reception of the season at Cin. (11/5). Stokley posted season highs in catches (4) and yards (68) vs. Cle. (11/26). He matched his four catches the following week vs. S.D. (12/10) as he gained 55 yards, including a 22-yard touchdown, against the Chargers. He played in each of the next two games, recording a 6-yard run at Ari. (12/17) and making his first pro start vs. NYJ (12/24).

1999: Selected by Baltimore in the fourth round (105th overall) of the 1999 NFL Draft, Stokley played two games before dislocating his shoulder, an injury that forced him to be placed on injured reserve on Oct. 25. The rookie made a 28-yard scoring grab in the opener at Stl. (9/12) that was his only catch of the season. The pass came from quarterback Scott Mitchell. He was inactive for three games before playing and dislocating his shoulder vs. K.C. (10/21), and the injury ultimately ended his season.

COLLEGE: Stokley played 37 career games (26 starts) at the University of Southwestern Louisiana (since renamed the University of Louisiana at Lafayette). He averaged 100.1 receiving yards per game, making 241 career receptions for 3,702 yards (15.4 avg.) with 25 touchdowns. He set all of the school's career receiving records and finished ranked ninth in NCAA history in career receiving yards and 10th in career receptions. He became the first player in school history to eclipse the 1,000-yard receiving plateau in a season as he surpassed that benchmark three times during his collegiate career. As a senior, Stokley had 65 catches for 1,173 yards (18.0 avg.) with eight touchdowns in 11 starts. He was limited to four games during his junior campaign due to a knee injury. As a sophomore, Stokley started 11 games and set the school's single-season reception record with 81 catches for 1,160 yards with seven scores (105.5 ypg.) to earn All-Independent and All-Louisiana first-team recognition. Stokley amassed 1,121 yards and nine touchdowns on 75 catches to set the NCAA Division I-A freshman record during his redshirt freshman season.

PERSONAL: Stokley played two years (freshman and senior years) of football at Comeaux High School in Comeaux, La. He made 80 catches for 946 yards to earn all-state honors as a senior. In addition to his football success, Stokley was named all-district G in basketball and baseball. He served as the spokesman for Meningitis Foundation of America (MFA) in 2004 and has appeared on "celebrity week" on "Wheel of Fortune," earning more than \$40,000 for MFA. A Louisiana native, Stokley assisted the victims of Hurricanes Katrina and Rita by donating clothing, food and supplies to people in the Gulf Region. His father, Nelson, was the football coach at Southwestern Louisiana (currently Louisiana-Lafayette) from 1986-98 after coaching stints at Louisiana State (1968-73), Virginia Tech (1974-77) and Clemson (1980-85). Stokley is married to Lana, and the couple has two sons—Cameron and Carson. The family resides in Lafayette, La. Brandon Stokley was born on June 23, 1976, in Blacksburg, Va.

STOKLEY'S REGULAR SEASON RECORD

Year	Club	RECEIVING							RUSHING					SCORING					
		G	S	No.	Yds.	Avg.	LG	TD	No.	Yds.	Avg.	LG	TD	TD	TDr	TDp	TDrT	2pt	Pts.
1999	Baltimore	2	0	1	28	28.0	28t	1	0	0	0.0	—	0	1	0	1	0	0	6
2000	Baltimore	7	1	11	184	16.7	32	2	1	6	6.0	6	0	2	0	2	0	0	12
2001	Baltimore	16	5	24	344	14.3	46	2	1	1	1.0	1	0	2	0	2	0	0	12
2002	Baltimore	8	5	24	357	14.9	35t	2	6	31	5.2	14	0	2	0	2	0	0	12
2003	Indianapolis	6	3	22	211	9.6	37t	3	0	0	0.0	—	0	3	0	3	0	0	18
2004	Indianapolis	16	3	68	1,077	15.8	69t	10	0	0	0.0	—	0	10	0	10	0	0	60
2005	Indianapolis	15	4	41	543	13.2	45	1	0	0	0.0	—	0	1	0	1	0	0	6
2006	Indianapolis	4	1	8	85	10.6	23	1	0	0	0.0	—	0	1	0	1	0	0	6
CAREER TOTALS		74	22	199	2,829	14.2	69t	22	8	38	4.8	14	0	22	0	22	0	0	132

ADDITIONAL STATISTICS: Miscellaneous tackles — 2001 (4), 2002 (1), 2004 (2), 2005 (2), TOTAL (9). Fumbles — 2001 (1FR), 2004 (2FR), TOTAL (3FR).

STOKLEY'S POSTSEASON RECORD

Year	Club	RECEIVING							SCORING				
		G	S	No.	Yds.	Avg.	LG	TD	TD	TDp	TDrt	2pt	Pts.
2000	Baltimore	4	1	7	91	13.0	38t	1	1	0	0	0	6
2001	Baltimore	2	0	2	38	19.0	27	0	0	0	0	0	0
2003	Indianapolis	3	0	11	223	20.3	87t	3	3	0	3	0	18
2004	Indianapolis	2	0	10	97	9.7	21	0	0	0	0	0	0
2005	Indianapolis	1	0	1	13	13.0	13	0	0	0	0	0	0
CAREER TOTAL		12	1	31	462	14.9	87t	4	4	0	4	0	24

STOKLEY'S SINGLE GAME HIGHS

(Postseason in parentheses)

Receptions — 9 at Houston, 12/28/03 (8 at New England, 1/16/05). **Receiving yards** — 153 vs. Tennessee, 12/5/04 (144 vs. Denver, 1/4/04). **Longest reception** — 69t vs. Houston, 11/14/04 (87t vs. Denver, 1/4/04). **Receiving touchdowns** — 3 at Detroit, 11/25/04 (2 vs. Denver, 1/4/04). **Rushes** — 2 at Atlanta, 11/3/02 (none). **Rushing yards** — 14 at Carolina, 9/8/02 (none). **Longest rush** — 14 at Carolina, 9/8/02 (none). **Rushing touchdowns** — None (none).

STOKLEY'S 100-YARD RECEIVING GAMES (7; INCLUDES 1 POSTSEASON)

*denotes win (Stokley's teams are 5-2, including postseason, when he records 100 or more yards receiving in a game.)

Date	Opponent	No.	Yds.	Avg.	LG	TD
1/4/04	vs. Denver*	4	144	36.0	87t	2
9/26/04	vs. Green Bay*	8	110	13.8	34t	2
10/24/04	vs. Jacksonville	7	112	16.0	38	0
11/14/04	vs. Houston*	5	132	26.4	69t	2
12/26/04	vs. San Diego*	7	123	17.6	30	1
12/5/04	vs. Tennessee*	8	153	19.1	37	1
12/24/05	at Seattle	5	122	24.4	45	0

STOKLEY'S REGULAR SEASON TOP FIVE

RECEIVING YARDS

153 — vs. Tennessee, 12/5/04 (8 rec., TD)
132 — vs. Houston, 11/14/04 (4 rec., 2TD)
123 — vs. San Diego, 12/26/04 (7 rec., TD)
122 — at Seattle, 12/24/05 (5 rec.)
112 — vs. Jacksonville, 10/24/04 (7 rec.)

RECEIVING TOUCHDOWNS

3 — at Detroit, 11/25/04 (5 rec., 57 yds.)
2 — at Cleveland, 10/6/02 (4 rec., 78 yds.)
2 — vs. Atlanta, 12/14/03 (7 rec., 95 yds.)
2 — vs. Green Bay, 9/26/04 (8 rec., 110 yds.)
2 — vs. Houston, 11/14/04 (5 rec., 132 yds.)

RECEPTIONS

9 — at Houston, 12/28/03 (67 yds., TD)
8 — vs. Green Bay, 9/26/04 (110 yds., 2TD)
8 — at Jacksonville, 10/3/04 (97 yds.)
8 — vs. Tennessee, 12/5/04 (153 yds., TD)
7 — vs. Atlanta, 12/14/03 (95 yds., 2TD)
7 — vs. Jacksonville, 10/24/04 (112 yds.)
7 — vs. San Diego, 12/26/04 (123 yds., TD)
7 — at Baltimore, 9/11/05 (83 yds.)

LONGEST RECEPTIONS

69t — vs. Houston, 11/14/04 (5-132, 2TD)
46 — vs. Minnesota, 1/7/02 (2-50)
45 — at New England, 9/9/04 (4-77, TD)
45 — at Seattle, 12/24/05 (5-122)
38 — vs. Jacksonville, 10/24/04 (7-112, 2TD)

DID YOU KNOW?

The Broncos have posted a 103-16 record (.866) since 1995 when leading after three quarters during regular-season games. During this period, Denver did not lose a game with a lead after the third quarter in the 1997 (12-0), 1998 (13-0) and 2004 (6-0) seasons.



DAVID TERRELL

6-3 • 213 • 6TH YR. • MICHIGAN

BORN: March 13, 1979, in Richmond, Va.

HIGH SCHOOL: Huguenot High School, Richmond, Va.

ACQUIRED: Free Agent, 2007

NFL YEAR: 6th • **YEAR WITH BRONCOS:** 2nd

NFL GAMES PLAYED/STARTED: 54/29 • **POSTSEASON:** 1/1

13

WIDE RECEIVER

TERRELL AT A GLANCE:

- A sixth-year wide receiver who in 2007 begins his second stint with the Broncos, having spent the majority of 2005 on the club's roster.
- Competed in Denver's 2006 training camp but spent the regular season out of the NFL.
- Spent most of the 2005 season learning Denver's offense, seeing his lone game action in its regular-season finale, after competing with the Patriots in training camp that year and playing his first four professional seasons with the Bears.
- Established career highs in receiving yards (699) and yards per reception (16.6) for the Bears in 2004 after setting a personal best in receptions (43) during the 2003 season.
- Placed third on Chicago in catches (34) and receiving yards (415) to go along with a career-high four receiving touchdowns as a rookie for the club in 2001.
- Selected as a finalist for the Biletnikoff Award (nation's best receiver) and was a consensus All-American as a junior at the University of Michigan after setting a school single-season record with 1,130 receiving yards.
- Finished his career at Michigan ranked second in school history in career receptions (152) and third in receiving yards (2,317).
- Selected by Chicago in the first round (eighth overall) of the 2001 NFL Draft and was the first wide receiver chosen in that draft class.

CAREER TRANSACTIONS: Signed by Chicago as a draft choice 7/31/01; Released by Chicago 2/28/05; Signed by New England 4/5/05; Released by New England 9/3/05; Signed by Denver 9/7/05; Released by Denver 9/2/06; Signed by Denver 4/12/07.



2006: Terrell competed in training camp with Denver but was released as part of its final roster cutdown on Sept. 2. He was out of football for the duration of the 2006 season.

2005: Terrell joined the Broncos as free agent on Sept. 7 from New England, which released him Sept. 3. He signed with the Patriots as a free agent on April 5 but was forced to battle through a staph infection in his leg during training camp that limited his action. After signing with Denver, Terrell was released for its season opener but then quickly re-signed with the club. He was inactive for the Broncos' next 14 games (Wks. 2-16). Terrell made his debut as a Bronco in the regular-season finale at S.D. (12/31) but did not make a catch. He was inactive for both of the club's postseason contests.

2004: Terrell played all 16 regular-season games (15 starts) for the Bears, setting career highs with 699 receiving yards and an average of 16.6 yards per catch, leading the team in both categories. He hauled in 42 passes, one shy of his career high, with one touchdown. He opened the season with a career-high 126 yards on five receptions with catches of 35, 30 and 27 yards vs. Det. (9/12). He also added a 20-yard run for a career-high 146 total yards from scrimmage against the Lions. Terrell caught a career-high nine balls for 116 yards, including a long of 32 yards, vs. Phi. (10/3). He led the Bears with four catches for a game-high 70 yards at NYG (11/7). Against Ind. (11/21), he paced the team with 76 yards on three catches, including a 43-yard reception. He caught his first touchdown of the season en route to a three-catch, 44-yard effort vs. Min. (12/5). Terrell led the club with 41 receiving yards on three receptions vs. Hou. (12/19). In the season finale vs. G.B. (1/2), he led Chicago with four receptions for 99 yards, including a career-long reception of 63 yards.

2003: Terrell started seven of the 16 games he played with Chicago and posted a career-high 43 catches for 361 yards (8.4 avg.) with one touchdown. He recorded seven catches for a season-high 48 yards vs. G.B. (9/29). Terrell hauled in five passes for 22 yards vs. Det. (10/26) before tying for the team lead with seven catches for 38 yards vs. S.D. (11/2). Terrell again tied for the team lead with five catches for 48 yards, including a long of 21 yards, at G.B. (12/7). Against Min. (12/14), he tied for the team lead with three catches for 42 yards.

2002: Terrell's second season with Chicago was shortened to five games (1 start) due to a broken right foot that required surgery in October. Through the Bears' first five games, Terrell led the club with three touchdown receptions. He caught nine passes for 127 yards while starting one of the five games he played. In the season

opener, Terrell caught a game-winning 9-yard touchdown with 28 seconds remaining vs. Min. (9/8). He hauled in his second game-winning touchdown in as many weeks with a 14-yard scoring catch at Atl. (9/15). In his first start of the year at Buf. (9/29), Terrell caught a season-high three passes for 23 yards with a 5-yard touchdown. He recorded a season-high 77 yards on three catches, including a season-long 52-yarder, in his *Monday Night Football* debut vs. G.B. (10/7).

2001: Selected by Chicago in the first round (eighth overall) of the 2001 NFL Draft, Terrell produced the best season for a Bears rookie wide receiver since Willie Gault's performance in 1983. Terrell placed third on the team in catches (34) and receiving yards (415) while ranking second among wideouts with four receiving touchdowns. In an NFC Divisional Playoff Game vs. Phi. (1/19), Terrell made his postseason debut with two catches for 18 yards. In his NFL debut, Terrell made two catches for nine yards at Bal. (9/9). He posted his season high in receptions with seven for 91 yards, including a 41-yarder, at Cin. (10/21). The following week, he caught three passes for 19 yards vs. S.F. (10/28), including acrobatic grabs on fourth-quarter touchdown catches of 13 and four yards, the first scores of his career. Terrell made his first NFL start at T.B. (11/18) and caught one pass for 15 yards. He caught a 62-yard pass en route to setting a season high with 94 yards on three catches vs. T.B. (12/16). His lone catch at Det. (12/30) was a 20-yard touchdown. He tallied a touchdown catch for the second consecutive game with a 9-yard grab vs. Jac. (1/6).

COLLEGE: Terrell was a two-time first-team All-Big Ten Conference selection at the University of Michigan and finished his career ranked second in school history in career receptions (152) and third in receiving yards (2,317). He also totaled nine 100-yard receiving games for his career. Terrell was a semifinalist for the Biletnikoff Award (nation's best receiver) and a consensus All-American as a junior, his final year at Michigan, after setting a school single-season record with 1,130 receiving yards. He was the first Michigan player to gain 1,000 receiving yards in a season more than once. Terrell capped his collegiate career catching at least one pass in his final 24 outings. As a junior, he led Michigan with 67 catches for 14 touchdowns along with the school-record 1,130 receiving yards (16.9 avg.). He earned consensus All-America honors, including first-team accolades from CNN/SI and *College Football News*, and was a first-team All-Big 10 selection. As a sophomore, Terrell led Michigan with a career-high 71 receptions for 1,038 yards (14.6 avg.) with seven scores, earning first-team All-Big Ten Conference honors and second-team All-America accolades from CBS Sportsline. In addition to playing every game at wide receiver (10 starts), he saw action in seven games as a defensive back in the dime package, recording six tackles, two passes defended and one interception.

PERSONAL: Terrell was a three-time all-state selection in football at Huguenot High School in Richmond, Va. Following his prep career, Terrell was tabbed as the nation's best receiver by *Prep Football Report* and a first-team All-American by *USA Today*. During his high school career, he totaled 108 receptions for 2,546 yards (23.6 avg.) with 41 touchdowns to go with 30 interceptions on the defensive side of the ball. Terrell also was a four-year letterwinner in basketball and an all-district selection, averaging 20 points, 12 rebounds and two assists per game as a senior. During the 2007 offseason, he was the Chief Surrogate to presidential candidate Barack Obama's athletes/entertainers campaign and president of the Free Mind Coalition. He majored in general studies at the University of Michigan. He has a 9-year-old son, David Jr. David Terrell was born March 13, 1979, in Richmond, Va.

TERRELL'S REGULAR SEASON RECORD

Year	Club	G	S	No.	RECEIVING		LG	TD	TD	TDr	SCORING		2pt.	Pts.
					Yds.	Avg.					TDp	TDrt		
2001	Chicago	16	6	34	415	12.2	62	4	4	0	0	0	0	24
2002	Chicago	5	1	9	127	14.1	52	3	3	0	0	0	0	18
2003	Chicago	16	7	43	361	8.4	35	1	1	0	0	0	0	6
2004	Chicago	16	15	42	699	16.6	63	1	1	0	0	0	0	6
2005	Denver	1	0	0	0	0.0	—	0	0	0	0	0	0	0
OUT OF FOOTBALL														
CAREER TOTALS		54	29	128	1,602	12.5	63	9	9	0	0	0	0	54
BRONCOS TOTALS		1	0	0	0	0.0	—	0	0	0	0	0	0	0

ADDITIONAL STATISTICS: Kickoff Returns — 2001 (1 for 8 yards), TOTAL (1 for 8 yards). Rushing — 2003 (1 att., 4 yds., 4.0 avg., 4LG), 2004 (3 att., 10 yds., 3.3 avg., 20LG), TOTAL (4 att., 14 yds., 3.5 avg., 20LG). Miscellaneous tackles — 2001 (3), 2003 (1), TOTAL (4). Fumbles — 2003 (1FR).

TERRELL'S POSTSEASON RECORD

Year	Club	G	S	No.	RECEIVING		LG	TD	TD	TDr	SCORING		2pt.	Pts.
					Yds.	Avg.					TDp	TDrt		
2001	Chicago	1	1	2	18	9.0	11	0	0	0	0	0	0	0
2005	Denver	0	0	0	0	0.0	—	0	0	0	0	0	0	0
CAREER TOTALS		1	1	2	18	9.0	11	0	0	0	0	0	0	0
BRONCOS TOTALS		0	0	0	0	0.0	—	0	0	0	0	0	0	0

TERRELL'S SINGLE GAME HIGHS

(Postseason in parentheses)

Receptions — 9 vs. Philadelphia, 10/3/04 (2 vs. Philadelphia, 1/19/02). **Receiving yards** — 126 vs. Detroit, 9/12/04 (18 vs. Philadelphia, 1/19/02). **Longest reception** — 63 vs. Green Bay, 1/2/05 (11 vs. Philadelphia, 1/19/02). **Receiving touchdowns** — 2 vs. San Francisco, 10/28/01 (none). **Rushes** — 1, four times, last at Jacksonville, 12/12/04 (none). **Rushing yards** — 20 vs. Detroit, 9/12/04 (none). **Longest rush** — 20 vs. Detroit, 9/12/04 (none). **Rushing touchdowns** — None (none).

TERRELL'S 100-YARD RECEIVING GAMES (2)

*denotes win (Terrell's teams are 0-2 when he records 100 or more yards receiving in a game.)

Date	Opponent	No.	Yds.	Avg.	LG	TD
9/12/04	vs. Detroit	5	126	25.2	35	0
10/3/04	vs. Philadelphia	9	116	12.9	32	0

TERRELL'S REGULAR SEASON TOP FIVE

RECEIVING YARDS

126 — vs. Detroit, 9/12/04 (5 rec.)
116 — vs. Philadelphia, 10/3/04 (9 rec.)
99 — vs. Green Bay, 1/2/05 (4 rec.)
94 — vs. Tampa Bay, 12/16/01 (3 rec.)
91 — at Cincinnati, 10/21/01 (7 rec.)

RECEIVING TOUCHDOWNS

2 — vs. San Francisco, 10/28/01 (3 rec., 19 yds.)
1 — seven times, last vs. Min., 12/5/04 (3 rec., 44 yds.)

RECEPTIONS

9 — vs. Philadelphia, 10/3/04 (116 yds.)
7 — vs. San Diego, 11/2/03 (38 yds.)
7 — vs. Green Bay, 9/29/03 (48 yds.)
7 — at Cincinnati, 10/21/01 (91 yds.)
5 — Three times, last vs. Det., 9/12/04 (126 yds.)

LONGEST RECEPTIONS

63 — vs. Green Bay, 1/2/05 (4-99)
62 — vs. Tampa Bay, 12/16/01 (3-94)
52 — vs. Green Bay, 10/7/02 (3-77)
43 — vs. Indianapolis, 11/21/04 (3-76)
41 — at Cincinnati, 10/21/01 (7-91)



DEMETRIN VEAL

6-2 • 288 • 5TH YR. • TENNESSEE

BORN: Aug. 11, 1981, in Compton, Calif.

HIGH SCHOOL: Paramount High School, Paramount, Calif.

ACQUIRED: Practice Squad Signee (Baltimore), 2004

NFL YEAR: 5th • YEAR WITH BRONCOS: 4th

NFL GAMES PLAYED/STARTED: 34/1 • POSTSEASON: 2/0



DEFENSIVE TACKLE

VEAL AT A GLANCE:

- A fifth-year defensive tackle in his fourth season with the Broncos who has seen action in 31 of Denver's 32 regular-season games since 2005.
- Registered career highs in tackles (39), sacks (1.5) and games played (16) while also posting the first start of his career for Denver in 2006.
- Recorded the first sack and safety of his career for the Broncos in 2005 while posting 33 tackles on a defense that ranked second in the NFL against the run (85.2 ypg.).
- Declared inactive for Denver's final three regular-season games in 2004 and its AFC Wild Card Game appearance after joining the Broncos on Dec. 18 from Baltimore's practice squad.
- Played three regular-season games (0 starts) as a rookie with Atlanta in 2003.
- Started 12 games (5 at defensive tackle and 7 at defensive end) as a senior at the University of Tennessee after helping the school advance to the SEC Championship Game as a junior.
- Transferred to Tennessee after beginning his college career at Cerritos Junior College in Norwalk, Calif.
- Selected by Atlanta in the seventh round (238th overall) of the 2003 NFL Draft.

CAREER TRANSACTIONS: Signed by Atlanta as a draft choice 6/18/03; Waived by Atlanta 9/5/04; Signed by Baltimore (practice squad) 9/21/04; Signed by Denver (active roster) 12/18/04.



2006: In 16 games (1 start) with Denver, Veal recorded 39 tackles (25 solo), 1.5 sacks (14 yds.) and two pass breakups. He made two tackles (1 solo) in the Broncos' season opener at Stl. (9/10). He contributed four tackles (2 solo) at N.E. (9/24) as Denver held the Patriots to 50 rushing yards. He made two tackles (1 solo) on *Monday Night Football* vs. Bal. (10/9) before posting four stops (3 solo), including a 10-yard sack of Andrew Walter, on *Sunday Night Football* vs. Oak. (10/15). Veal recorded three tackles (1 solo) at Cle. (10/22) after Gerard Warren left the game with a toe injury following the first defensive series. The next week, Veal made his first professional start in place of Warren (toe) and made three solo tackles vs. Ind. (10/29). He returned to a reserve role at Pit. (11/5) and notched a season-high five tackles (3 solo), half a sack (4 yds.) and two pass breakups. Two weeks later, Veal added three tackles (2 solo) on *Sunday Night Football* vs. S.D. (11/19) before making two solo stops on Thanksgiving at K.C. (11/23).

2005: Veal played 15 regular-season games (0 starts) for the Broncos and compiled 33 tackles (23 solo), one sack (14 yds.), one safety and one fumble recovery. He contributed to the NFL's second-best run defense (85.2

ypg.) and helped the club tie for third in the NFL in scoring defense (16.1 ppg.). Veal played in both of Denver's postseason games and contributed one solo tackle in the AFC Championship Game vs. Pit. (1/22). In the home opener vs. S.D. (9/18), Veal made his season debut and dropped Chargers quarterback Drew Brees for a 14-yard sack as his lone tackle. He made three tackles (1 solo) at Jac. (10/2) to help limit the Jaguars' rushing attack to 12 rushing yards, the fewest given up by the Broncos since 1965 (0 yds., at K.C., 12/19/65). Veal posted four stops (3 solo) vs. Was. (10/9) and a season-high five solo tackles at Oak. (11/13). In the regular-season finale at S.D. (12/31), he made two solo tackles and accounted for a safety. In the third quarter against the Chargers, John Lynch sacked Chargers quarterback Philip Rivers, jarring the ball loose. Chargers tackle Shane Olivea collected the ball in the end zone, and Veal dove on top of him in the end zone for the safety.

2004: Veal was signed by the Broncos off Baltimore's practice squad on Dec. 18 and was inactive for Denver's final three regular-season games. Additionally, he was inactive for the Broncos' AFC Wild Card Playoff Game at Ind. (1/9). Veal did not see any time on Baltimore's active roster and was on its practice squad from Sept. 21-Dec. 18. He competed in Atlanta's training camp but was waived Sept. 5.

2003: Selected by Atlanta in the seventh round (238th overall) of the 2003 NFL Draft, Veal used a strong showing in training camp to make the club's active roster as a rookie. He appeared in three regular-season games (0 starts) to post four tackles (3 solo) while seeing time at both defensive tackle and defensive end. Inactive for Atlanta's first seven games, he played his first NFL game vs. Phi. (11/2). At Ind. (12/14), he recorded three tackles in place of defensive tackle Ed Jasper, who was hampered by knee and ankle injuries.

COLLEGE: Veal played both defensive tackle and defensive end in two years at the University of Tennessee after joining the program in 2001 from Cerritos Junior College (Norwalk, Calif.). In 24 games (12 starts) at Tennessee, he totaled 57 tackles (40 solo), seven sacks (57 yds.), 13 tackles-for-losses and one fumble recovery. As a senior, Veal started 12 games with his first five starts coming at right defensive tackle before he shifted to right end. As a junior, he was a valuable reserve for the Volunteers at defensive tackle and totaled four sacks to help UT advance to the SEC Championship Game. Veal was rated as one of the top junior college players in the country at Cerritos, picking up All-America honors from *J.C. Grid-Wire* and Mission Conference North Defensive Player of the Year accolades in 2000 with 87 tackles. He was named Region IV Defensive Player of the Year and led Cerritos to two Strawberry Bowl victories.

PERSONAL: Veal played only one season of football at Paramount High School in Paramount, Calif., earning all-league honors with more than 50 tackles and eight sacks as a senior. He also was a standout track performer who competed in the shotput and discus events. He spent the 2007 offseason backpacking for a month in Spain, Italy, France and Panama. While in Italy, he met the Italian team that won the 2006 World Cup. An arts and sciences major at the University of Tennessee, Demetrin Leeotis Veal was born Aug. 11, 1981, in Compton, Calif., and resides in Huntington Beach, Calif.

VEAL'S REGULAR SEASON RECORD

Year	Club	G	S	UT	A	TT	S-Yds.	I-Yds.	PD	FF	FR	TD-Int.	TD-FR	S	Pts.
2003	Atlanta	3	0	3	1	4	0-0	0-0	0	0	0	0	0	0	0
2004	Den./Bal.	0	0	0	0	0	0-0	0-0	0	0	0	0	0	0	0
2005	Denver	15	0	23	10	33	1-14	0-0	0	0	1	0	0	1	2
2006	Denver	16	1	25	14	39	1.5-14	0-0	2	0	0	0	0	0	0
CAREER TOTALS		34	1	51	25	76	2.5-28	0-0	2	0	1	0	0	1	2
BRONCOS TOTALS		31	1	48	24	72	2.5-28	0-0	2	0	1	0	0	1	2

ADDITIONAL STATISTICS: Recorded a safety at San Diego (12/31/05) with a tackle of Shane Olivea in the end zone. Returned a kickoff six yards at Kansas City (12/4/05).

VEAL'S POSTSEASON RECORD

Year	Club	G	S	UT	A	TT	S-Yds.	I-Yds.	PD	FF	FR	TD-Int.	TD-FR	S	Pts.
2004	Denver	0	0	0	0	0	0-0	0-0	0	0	0	0	0	0	0
2005	Denver	2	0	1	0	1	0-0	0-0	0	0	0	0	0	0	0
CAREER TOTALS		2	0	1	0	1	0-0	0-0	0	0	0	0	0	0	0

VEAL'S SINGLE GAME HIGHS

(Postseason in parentheses)

Sacks — 1, twice, last vs. Oakland, 10/15/06 (none). **Sack yards** — 14 vs. San Diego, 9/18/05 (none). **Interceptions** — None (none). **Interception return yards** — None (none).

DID YOU KNOW?

The Broncos enter the 2007 season with a 10-1 (.909) record since 2000 in the game immediately following an appearance on *Monday Night Football*, marking the best such winning percentage among teams with at least five *MNF* appearances during that time.



JAVON WALKER

6-3 • 209 • 6TH YR. • FLORIDA STATE

BORN: Oct. 14, 1978, in Galveston, Texas

HIGH SCHOOL: St. Thomas More High School, Lafayette, La.

ACQUIRED: Trade (Green Bay), 2006

NFL YEAR: 6th • YEAR WITH BRONCOS: 2nd

NFL GAMES PLAYED/STARTED: 64/34 • POSTSEASON: 4/2

84

WIDE RECEIVER

WALKER AT A GLANCE:

- A sixth-year wide receiver who enters his second season with the Broncos after leading the club in every major receiving category during the 2006 campaign.
- Totaled the third-highest receiving yardage total (1,084) by a player in his first year with the Broncos in 2006, marking his second career 1,000-yard season.
- Became just the third wide receiver since the 1970 NFL merger to record both a touchdown run (72) and a touchdown reception (83) of at least 70 yards in the same season, doing so with Denver in 2006.
- Spent his first four professional seasons with Green Bay, where he established himself as one of the NFL's top wide receivers before he was traded to Denver in the 2006 offseason.
- Earned the first Pro Bowl selection of his career with the Packers in 2004 after ranking third in the NFL with a career and team-high 1,382 receiving yards while setting personal bests in receptions (89) and touchdown catches (12).
- Led the NFL in third-down receptions (31) and third-down receiving yards (518) in 2004.
- Played 47 of a possible 48 regular-season games in his first three professional seasons with Green Bay before he missed most of 2005 with a torn anterior cruciate ligament (right knee) suffered in the Packers' season opener at Detroit (9/11/05).
- Recorded the fifth-highest receiving touchdowns per game (.592) mark in the NFL since 2003 and has the league's eighth-highest receiving yards per game (75.5) figure since 2004.
- Owns 11 career 100-yard receiving games, including two in the postseason.
- Enters the 2007 season having caught at least one pass in 50 consecutive regular-season games, a streak that began Dec. 29, 2002.
- Totaled 65 receptions for 1,257 yards (19.3 avg.) with 10 touchdowns in two seasons at Florida State University and was named second-team All-ACC as a senior at the school.
- Joined the Broncos in a trade from Green Bay on the first day of the 2006 NFL Draft (4/29/06) in exchange for a 2006 second-round draft choice (37th overall).
- Selected by Green Bay in the first round (20th overall) of the 2002 NFL Draft.

CAREER TRANSACTIONS: Signed by Green Bay as a draft choice 7/23/02; Placed on injured reserve (right knee) by Green Bay 9/23/05; Traded to Denver 4/29/06.



2006: In his first season with Denver after joining the Broncos in a draft-day trade with the Packers, Walker led the club with 69 catches for a team-high 1,084 yards (15.7 avg.) with eight touchdowns, including an 83-yard scoring grab that marked the longest of his career. A 16-game starter for the first time in his career, Walker's 1,000-yard receiving effort was the second of his career and marked the third-highest output by a player in his first year with the Broncos. He joined Lionel Taylor (1960) and Anthony Miller (1994) as one of only three Broncos to reach 1,000 receiving yards in their first year with the club. Walker, who extended his pass-catching streak to 50 games in 2006, was particularly valuable on third downs as he tied for eighth in the

WALKER OWNS RARE ACCOMPLISHMENT

WIDE RECEIVERS WITH A TD CATCH AND RUN OF 70+ YARDS, SAME SEASON, SINCE 1970 NFL MERGER

Player	Year	TD Rec.	TD Run
1. Javon Walker, Den.	2006	83 (at N.E.)	72 (at Pit.)
2. Derrick Alexander, K.C.	1999	86 (at Chi.)	82 (vs. Pit.)
3. James Lofton, G.B.	1982	80 (at Atl.)	83 (at NYG)

WHAT A START FOR WALKER

MOST RECEIVING YARDS BY A PLAYER IN HIS FIRST YEAR WITH THE BRONCOS, ALL-TIME

Player	Year	Receptions	Yards
1. Lionel Taylor	1960	92	1,235
2. Anthony Miller	1994	60	1,107
3. Javon Walker	2006	69	1,084
4. Al Frazier	1961	47	799
5. Mark Jackson	1986	38	738

NFL with 25 catches for 357 yards (14.3 avg.) with five touchdowns in those situations. Among players with at least 60 catches, his 15.7 yards per catch mark tied for the second best in the conference and third best in the NFL. Walker also rushed nine times for 123 yards with a 72-yard touchdown (at Pit. 11/5) that marked the fifth-longest touchdown run by an NFL wide receiver since the 1970 merger (tied for the fourth-longest run by a Bronco in club history). In addition, he became only the third wide receiver since the merger to record receiving and rushing touchdowns of at least 70 yards in the same season. Walker caught three passes for a team-high 41 yards in the season opener at Stl. (9/10). In the home opener vs. K.C. (9/17), he led the club with five catches for 79 yards, including a 24-yard reception in overtime that set up the winning field goal. He also collected 21 yards on consecutive rushes in the third quarter against the Chiefs to pick up a fourth-and-1 and set up a field goal. Walker recorded three catches for 130 yards (43.3 avg.) with two touchdowns on *Sunday Night Football* at N.E. (9/24). His 83-yard catch-and-run score against the Patriots was the team's longest play of the season. Walker tied for the club lead with four catches for a team-leading 75 yards, including a 54-yarder, on *Sunday Night Football* vs. Oak. (10/15). He caught a season-high nine passes for 107 yards at Cle. (10/22). He led the team with six catches for his season-high 134 yards and a pair of receiving touchdowns to go with a 72-yard rushing touchdown at Pit. (11/5). The 72-yard rushing touchdown was his first career rushing touchdown and ranked as the fifth-longest scoring run by a wide receiver since the NFL merger. It also tied for the fourth-longest touchdown run in club history. Walker hauled in a 39-yard touchdown at Oak. (11/12). He led the team with six grabs for 55 yards on Thanksgiving at K.C. (11/23). He eclipsed the 1,000-yard receiving plateau for the year as he led the team with five catches for 84 yards, including a 54-yard touchdown grab, at Ari. (12/17). He made three catches for 52 yards, including a 39-yard touchdown, vs. Cin. (12/24).

2005: Walker suffered a torn anterior cruciate ligament in his right knee after making four catches for 27 yards during Green Bay's season opener at Det. (9/11). The injury occurred in the third quarter of the game against the Lions when he hauled in a 55-yard pass but was injured on the tackle by safety Terrence Holt at the Detroit 3-yard line. Walker's catch was nullified due to him being called for offensive pass interference. The Packers placed him on injured reserve Sept. 23.

2004: Walker, who earned his first trip to the Pro Bowl, paced Green Bay with career bests in catches (89), receiving yards (1,382) and touchdown receptions (12) in 16 regular-season games (12 starts). He ranked eighth in the league (5th in NFC) in receptions, third in the NFL in receiving yards and sixth in the league (4th in NFC) in touchdown catches. His 89 receptions ranked as the sixth-best single-season total in Packers history while he placed fifth in team annals for receiving yards (1,382) in a season. Walker recorded a career-high 11 grabs for 200 yards (18.2 avg.) with three touchdowns at Ind. (9/26) for the 10th 200-yard receiving performance in Packers annals. He posted an NFL-high 31 catches and 518 receiving yards on third downs while recording five 100-yard receiving games, including four in a six-game span. Walker averaged 15.5 yards per catch on 89 grabs, the highest average by an NFL receiver with that many catches since David Boston averaged 16.3 yards on 98 receptions in 2001. In an NFC Wild Card Game vs. Min. (1/9), Walker, who was limited by a shin injury sustained in the first half, made two catches for 27 yards before leaving the game at half-time. He made his first start of the season vs. Chi. (9/19) and hauled in seven passes for 102 yards. He broke loose for an 11-catch, 200-yard, three-touchdown outing at Ind. (9/26) with receiving scores of 36, 79 and 12 yards. On *Monday Night Football* vs. Ten. (10/11), Walker made eight catches for 159 yards with one touchdown. He added eight catches for 129 yards (16.1 avg.) with a score vs. Dal. (10/24). Walker made three grabs for 74 yards (24.7 avg.), including a 50-yard score, vs. Min. (11/14). At Phi. (12/5), he led the team with seven catches for 77 yards with one touchdown. He matched his career-high 11 grabs to go along with 152 receiving yards (13.8 avg.) vs. Jac. (12/19). Walker made five catches for 90 yards with one touchdown at Min. (12/24). At Chi. (1/2), Walker hauled in a 25-yard touchdown and finished with three receptions for 82 yards (27.3 avg.). He left the game against the Bears in the third quarter after banging his head on the frozen surface at Soldier Field.

WALKER HAS BREAKOUT YEAR IN 2004

MOST RECEIVING YARDS, NFL, 2004

Player	Rec.	Yds.	Avg.	TDs
1. Muhsin Muhammad, Car.	93	1,405	15.1	16
2. Joe Horn, N.O.	94	1,399	14.9	11
3. Javon Walker, G.B.	89	1,382	15.5	12
4. Torrey Holt, Stl.	94	1,372	14.6	10
5. Isaac Bruce, Stl.	89	1,292	14.5	6

MOST THIRD-DOWN RECEIVING YARDS, NFL, 2004

Player	Rec.	Yds.	Avg.	TDs
1. Javon Walker, G.B.	31	518	16.7	2
2. Torrey Holt, Stl.	23	446	19.4	4
3. Joe Horn, N.O.	23	370	16.1	4
4. Isaac Bruce, Stl.	24	368	15.3	0
5. Antonio Gates, S.D.	30	358	11.9	6

WALKER IN GREEN BAY'S RECORD BOOK

MOST RECEIVING YARDS BY A PACKER, SEASON

Player	Rec.	Yds.	Avg.	TDs
1. Robert Brooks, 1995	102	1,497	14.7	13
2. Sterling Sharpe, 1992	108	1,461	13.5	13
3. Antonio Freeman, 1998	84	1,424	17.0	14
4. Sterling Sharpe, 1989	90	1,423	15.8	12
5. Javon Walker, 2004	89	1,382	15.5	12
6. James Lofton, 1984	62	1,361	22.0	7
7. James Lofton, 1983	58	1,300	22.4	8

MOST RECEPTIONS BY A PACKER, SEASON

Player	Rec.	Yds.	Avg.	TDs
1. Sterling Sharpe, 1993	112	1,274	11.4	11
2. Sterling Sharpe, 1992	108	1,461	13.5	13
3. Robert Brooks, 1995	102	1,497	14.7	13
4. Sterling Sharpe, 1994	94	1,119	11.9	18
5. Donald Driver, 2006	92	1,295	14.1	8
6. Sterling Sharpe, 1989	90	1,423	15.8	12
7. Javon Walker, 2004	89	1,382	15.5	12

2003: Walker played all 16 regular-season games (3 starts) for Green Bay in his second season with the club, leading the Packers with 716 receiving yards while placing third on the team with 41 catches. Walker ranked fourth in the NFC and led his team with nine touchdown catches. He ranked second in the NFL (min. 25 rec.) with a career-high 17.5 yards per reception average. Only one Packers player posted a higher yards per catch average in the previous 15 years (Don Beebe, 17.9 avg. in 1996). Walker ranked third in the NFC with 155 receiving yards on six catches in two postseason outings. In an NFC Wild Card Game vs. Sea. (1/4), he recorded a career postseason-high 111 receiving yards while matching his career playoff standard with five catches in his first playoff start. Playing with an aggravated shoulder injury originally sustained in October, Walker caught a 44-yard pass in an NFC Divisional Playoff Game at Phi. (1/11). In the season opener vs. Min. (9/7), Walker caught five passes for 84 yards, including a 24-yard touchdown. Walker posted the first two-touchdown outing of his career as part of a three-catch, 42-yard performance at Min. (11/2). After catching a 66-yard touchdown vs. S.F. (11/23), he registered 93 yards on three catches, including a 45-yard score, on Thanksgiving Day at Det. (11/27). He recorded a touchdown for the third consecutive week vs. Chi. (12/7). Walker notched his first regular-season 100-yard receiving performance when he made four catches for 124 yards (31.0 avg.) with two first-half touchdown catches on *Monday Night Football* at Oak. (12/22). Against the Raiders, he was on the receiving end (23 yds.) of the 343rd touchdown pass of Brett Favre's career to move the quarterback past Fran Tarkenton into second place on the NFL's all-time touchdown pass list.

2002: Selected by Green Bay in the first round (20th overall) of the 2002 NFL Draft, Walker played 15 regular-season games (2 starts) as a rookie and was inactive for the other contest. In addition to making 23 catches for 319 yards (13.9 avg.) with one touchdown, Walker contributed 35 kickoff returns for 769 yards (22.0 avg.) to tie Charles Wilson (1990) for the most kickoff returns by a rookie in team history. He also added an 11-yard run, one special-teams tackle and four miscellaneous stops. Walker became the first Packers rookie to record his first 100-yard game in his postseason debut when he led the team's receivers with five catches for 104 yards (20.8 avg.) in an NFC Wild Card Game vs. Atl. (1/4). Walker caught a touchdown in his first NFL game when he hauled in a 13-yard scoring pass from Brett Favre in a win vs. Atl. (9/8). Two weeks later, Walker registered a career-long 55-yard kickoff return at Det. (9/22). He recorded his longest reception (30 yds.) of the season vs. Det. (11/10).

COLLEGE: Walker played two seasons at Florida State University after transferring from Jones County Junior College in Ellisville, Miss. He capped his FSU career with 65 receptions for 1,257 yards (19.3 avg.) with 10 touchdowns. Walker started all 11 games during his senior season in 2001 and paced the Seminoles with 45 grabs for 944 yards (21.0 avg.) with seven scores en route to garnering second-team All-Atlantic Coast Conference accolades. He posted five 100-yard receiving games to finish second in the conference in receiving yards per game (85.8 ypg.). In the 2002 Gator Bowl, Walker established a Florida State bowl record with a career-high 195 yards on four catches (48.8 avg.) in a 30-17 win over Virginia Tech. He won bowl MVP honors as he broke Fred Biletnikoff's school record of 192 receiving yards in the 1965 Gator Bowl. In 2000, Walker appeared in nine games and placed fifth on FSU with 20 catches for 313 yards (15.7 avg.) with three touchdowns. Walker saw action in the National Championship Game against Oklahoma and caught one pass for 25 yards in FSU's Orange Bowl loss. He finished a stellar career at Jones County Junior College with 98 catches for 1,641 yards (16.7 avg.) with 15 touchdowns. He was chosen as a 1999 junior college All-America selection as he paced the Bobcats with 61 catches, 906 receiving yards and seven receiving touchdowns. Walker competed in football and track while attending junior college and at Florida State, competing in the triple jump and long jump events. He placed second in the Atlantic Coast Conference in the long jump as a junior.

PERSONAL: Walker received honorable mention All-USA recognition from *USA Today* as a running back at St. Thomas More High School in Lafayette, La. He earned all-state honors and was selected Class 5A Player of the Year after amassing 1,900 yards with 29 rushing touchdowns in addition to 300 yards and four touch-

WALKER A SCORING THREAT

TOUCHDOWN CATCHES PER GAME, NFL, 2003-06 (MIN. 30 GAMES)

Player	Games	TD Catches	TD/Game
1. Terrell Owens, Dal./Phi./S.F.	52	42	.808
2. Marvin Harrison, Ind.	62	49	.790
3. Randy Moss, Oak./Min.	58	41	.707
4. Torry Holt, Stl.	62	41	.661
5. Javon Walker, Den./G.B.	49	29	.592

downs receiving. He contributed three touchdowns on special teams. Walker also earned four letters in track. He garnered All-America honors as the second-rated triple-jumper in the country while placing second in the state championships as a junior and senior. He was the runner-up in the state championship in the long jump as a senior. Walker earned a letter as a right fielder on the baseball team and was selected in the eighth round of Major League Baseball's 1997 free-agent draft by the Florida Marlins. He competed for one full season and two summers in the Marlins' minor league system. He played 56 games during his rookie season in Class A and batted .169 with two home runs, three doubles, 10 RBI, four stolen bases and 14 walks. He reached Class AA for one day. His baseball rights have since been traded to the Los Angeles Angels of Anaheim. He has participated in the Carmelo Anthony Celebrity Basketball Tournament several times. Walker majored in social science and communications at Florida State. Javon Liteff Walker was born on Oct. 14, 1978, in Galveston, Texas.

WALKER'S REGULAR SEASON RECORD

Year	Club	RECEIVING					SCORING					
		G	S	No.	Yds.	Avg.	LG	TD	TD	TDp	TDrt	2pt.
2002	Green Bay	15	2	23	319	13.9	30	1	1	0	0	0
2003	Green Bay	16	3	41	716	17.5	66t	9	9	0	0	0
2004	Green Bay	16	12	89	1,382	15.5	79t	12	12	0	0	0
2005	Green Bay	1	1	4	27	6.8	9	0	0	0	0	0
2006	Denver	16	16	69	1,084	15.7	83t	8	9	1	8	0
CAREER TOTALS		64	34	226	3,528	15.6	83t	30	31	1	30	0
BRONCOS TOTALS		16	16	69	1,084	15.7	83t	8	9	1	8	0

RUSHING

Year	Club	No.	Yds.	Avg.	LG	TD
2002	Green Bay	1	11	11.0	11	0
2003	Green Bay	2	1	0.5	1	0
2004	Green Bay	0	0	0.0	—	0
2005	Green Bay	0	0	0.0	—	0
2006	Denver	9	123	13.7	72t	1
CAREER TOTALS		12	135	11.3	72t	1
BRONCOS TOTALS		9	123	13.7	72t	1

ADDITIONAL STATISTICS: Kickoff returns — 2002 (35 returns, 769 yds., 22.0 avg., 55LG). Miscellaneous tackles — 2002 (4), 2003 (4), 2004 (4), 2006 (1), TOTAL (13). Special teams tackles — 2002 (1), TOTAL (1).

WALKER'S POSTSEASON RECORD

Year	Club	RECEIVING					SCORING					
		G	S	No.	Yds.	Avg.	LG	TD	TD	TDp	TDrt	2pt.
2002	Green Bay	1	0	5	104	20.8	37	0	0	0	0	0
2003	Green Bay	2	1	6	155	25.8	44	0	0	0	0	0
2004	Green Bay	1	1	2	27	13.5	21	0	0	0	0	0
CAREER TOTALS		4	2	13	286	22.0	44	0	0	0	0	0

RUSHING

Year	Club	No.	Yds.	Avg.	LG	TD
2002	Green Bay	0	0	0.0	—	0
2003	Green Bay	1	-8	-8.0	-8	0
2004	Green Bay	0	0	0.0	—	0
CAREER TOTALS		1	-8	-8.0	-8	0

WALKER'S SINGLE-GAME HIGHS

(Postseason in parentheses)

Receptions — 11, twice, last vs. Jacksonville, 12/19/04 (5, twice, last vs. Seattle, 1/4/04). **Receiving yards** — 200 at Indianapolis, 9/26/04 (111 vs. Seattle, 1/4/04). **Longest reception** — 83t at New England, 9/24/06 (44, twice, last at Philadelphia, 1/11/04). **Receiving touchdowns** — 3 at Indianapolis, 9/26/04 (none).

WALKER'S 100-YARD RECEIVING GAMES (11: INCLUDES 2 POSTSEASON)

*denotes win (Walker's teams are 6-5, including postseason, when he records 100 or more yards receiving in a game.)

Date	Opponent	No.	Yds.	Avg.	LG	TD
1/4/03	vs. Atlanta	5	104	20.8	37	0
12/22/03	at Oakland*	4	124	31.0	46	2
1/4/04	vs. Seattle*	5	111	22.2	44	0
9/19/04	vs. Chicago	7	102	14.6	44	0
9/26/04	at Indianapolis	11	200	18.2	79t	3
10/11/04	vs. Tennessee	8	159	19.9	57	1
10/24/04	vs. Dallas*	8	129	16.1	44	1
12/19/04	vs. Jacksonville	11	152	13.8	23	0
9/24/06	at New England*	3	130	43.3	83t	2
10/22/06	at Cleveland*	9	107	11.9	38	0
11/5/06	at Pittsburgh*	6	134	22.3	61	2

WALKER'S REGULAR SEASON TOP FIVE

Receiving Yards

200 — at Indianapolis, 9/26/04 (11 rec., 3TD)
159 — vs. Tennessee, 10/11/04 (8 rec., TD)
152 — vs. Jacksonville, 12/19/04 (11 rec.)
134 — at Pittsburgh, 11/5/06 (6 rec., 2TD)
130 — at New England, 9/24/06 (3 rec., 2TD)

Receptions

11 — vs. Jacksonville, 12/19/04 (152 yds.)
11 — at Indianapolis, 9/26/04 (200 yds., 3TD)
9 — at Houston, 11/21/04 (88 yds.)
9 — at Cleveland, 10/22/06 (107 yds.)
8 — vs. Dallas, 10/24/04 (129 yds., TD)
8 — vs. Tennessee, 10/11/04 (159 yds., TD)

Receiving Touchdowns

3 — at Indianapolis, 9/26/04 (11 rec., 200 yds.)
2 — at Oakland, 12/22/03 (4 rec., 124 yds.)
2 — at Minnesota, 11/2/03 (3 rec., 42 yds.)
2 — at New England, 9/24/06 (3 rec., 130 yds.)
2 — at Pittsburgh, 11/5/06 (6 rec., 134 yds.)

Longest Receptions From Scrimmage

83t — at New England, 9/24/06 (3-130, 2TD)
79t — at Indianapolis, 9/26/04 (11-200, 3TD)
66t — vs. San Francisco, 11/23/03 (1-66, TD)
61 — at Pittsburgh, 11/5/06 (6-134, 2TD)
57 — vs. Tennessee, 10/11/04 (8-159, TD)

JAVON WALKER'S CAREER GAME-BY-GAME

(victories asterisked)

2002 GREEN BAY (12-4)									
Date	Opponent	P/S	No.	Yds.	Avg.	LG	TD	2pt.	Pts.
Sep 8	vs. Atlanta*	P	4	56	14.0	18	1	0	6
Sep 15	at New Orleans	P	1	27	27.0	27	0	0	0
Sep 22	at Detroit*	P	1	20	20.0	20	0	0	0
Sep 29	vs. Carolina*			INACTIVE					
Oct 7	at Chicago*	P	2	24	12.0	17	0	0	0
Oct 13	at New England*	P	1	10	10.0	10	0	0	0
Oct 20	vs. Washington*	P	1	20	20.0	20	0	0	0
Nov 4	vs. Miami	P	1	3	3.0	3	0	0	0
Nov 10	vs. Detroit*	P	2	50	25.0	30	0	0	0
Nov 17	at Minnesota	P	1	14	14.0	14	0	0	0
Nov 24	at Tampa Bay	S	1	7	7.0	7	0	0	0
Dec 1	vs. Chicago*	P	1	12	12.0	12	0	0	0
Dec 8	vs. Minnesota*	S	3	33	11.0	16	0	0	0
Dec 15	at San Francisco*	P	1	6	6.0	6	0	0	0
Dec 22	vs. Buffalo*	P	0	0	0.0	—	0	0	0
Dec 29	at N.Y. Jets	P	3	37	12.3	23	0	0	0
Regular Season Totals		15/2	23	319	13.9	30	1	0	6
Jan 4	vs. Atlanta†	P	5	104	20.8	37	0	0	0
Postseason Totals		1/1	5	104	20.8	37	0	0	0

†NFC Wild Card Playoff Game

2003 GREEN BAY (10-6)									
Date	Opponent	P/S	No.	Yds.	Avg.	LG	TD	2pt.	Pts.
Sep 7	vs. Minnesota	P	5	84	16.8	24t	1	0	6
Sep 14	vs. Detroit*	S	2	25	12.5	19	0	0	0
Sep 21	at Arizona	P	2	44	22.0	34	0	0	0
Sep 29	at Chicago*	S	5	41	8.2	12	1	0	6
Oct 5	vs. Seattle*	P	2	14	7.0	8	0	0	0
Oct 12	vs. Kansas City	P	1	25	25.0	25	0	0	0
Oct 19	at St. Louis	P	1	26	26.0	26	0	0	0
Nov 2	at Minnesota*	P	3	42	14.0	18	2	0	12
Nov 10	vs. Philadelphia	P	2	9	4.5	8	0	0	0
Nov 16	at Tampa Bay*	P	1	6	6.0	6	0	0	0
Nov 23	vs. San Francisco*	P	1	66	66.0	66t	1	0	6
Nov 27	at Detroit	P	3	93	31.0	45t	1	0	6
Dec 7	vs. Chicago*	P	4	50	12.5	22t	1	0	6
Dec 14	at San Diego*	P	2	26	13.0	18	0	0	0
Dec 22	at Oakland*	P	4	124	31.0	46	2	0	12
Dec 28	vs. Denver*	S	3	41	13.7	15	0	0	0
Regular Season Totals		16/3	41	716	17.5	66t	9	0	54
Jan 4	vs. Seattle*†	S	5	111	22.2	44	0	0	0
Jan 11	at Philadelphia‡	P	1	44	44.0	44	0	0	0
Postseason Totals		2/1	6	155	25.8	44	0	0	0

†NFC Wild Card Playoff Game; ‡NFC Divisional Playoff Game

DID YOU KNOW?

The Broncos in 2006 became the first team in NFL history to not commit a penalty in a game that went into overtime. Denver accomplished this feat during its 9-6 overtime win against Kansas City on Sept. 17, 2006, at INVESCO Field at Mile High.

2004 GREEN BAY (10-6)									
Date	Opponent	P/S	No.	Yds.	Avg.	LG	TD	2pt.	Pts.
Sep 13	at Carolina*	P	2	37	18.5	24	0	0	0
Sep 19	vs. Chicago	S	7	102	14.6	44	0	0	0
Sep 26	at Indianapolis	S	11	200	18.2	79t	3	0	18
Oct 3	vs. N.Y. Giants	P	3	37	12.3	28t	1	0	6
Oct 11	vs. Tennessee	S	8	159	19.9	57	1	0	6
Oct 17	at Detroit*	S	2	62	31.0	50	0	0	0
Oct 24	vs. Dallas*	S	8	129	16.1	44	1	0	6
Oct 31	at Washington*	S	5	57	11.4	21	1	0	6
Nov 14	vs. Minnesota*	S	3	74	24.7	50t	1	0	6
Nov 21	at Houston*	P	9	88	9.8	20	0	0	0
Nov 29	vs. St. Louis*	P	2	15	7.5	10t	1	0	6
Dec 5	at Philadelphia	S	7	72	10.3	17t	1	0	6
Dec 12	vs. Detroit*	S	3	26	8.7	12	0	0	0
Dec 19	vs. Jacksonville	S	11	152	13.8	23	0	0	0
Dec 24	at Minnesota*	S	5	90	18.0	31	1	0	6
Jan 2	at Chicago*	S	3	82	27.3	43	1	0	6
Regular Season Totals		16/12	89	1,382	15.5	79t	12	0	72
Jan 4	vs. Minnesota†	S	2	27	13.5	21	0	0	0
Postseason Totals		1/1	2	27	13.5	21	0	0	0

†NFC Wild Card Playoff Game

2005 GREEN BAY (4-12)			RECEIVING					SCORING	
Date	Opponent	P/S	No.	Yds.	Avg.	LG	TD	2pt.	Pts.
Sep 11	at Detroit	S	4	27	6.8	9	0	0	0
Sep 18	vs. Cleveland			INACTIVE					
PLACED ON INJURED RESERVE (RIGHT KNEE) 9/23/05									
Regular Season Totals		1/1	4	27	6.8	9	0	0	0

2006 DENVER (9-7)									
Date	Opponent	P/S	No.	Yds.	Avg.	LG	TD	2pt.	Pts.
Sep 10	at St. Louis	S	3	41	13.7	18	0	0	0
Sep 17	vs. Kansas City*	S	5	79	15.8	24	0	0	0
Sep 24	at New England*	S	3	130	43.3	83t	2	0	12
Oct 9	vs. Baltimore*	S	5	63	12.6	27	0	0	6
Oct 15	vs. Oakland*	S	4	75	18.8	54	0	0	0
Oct 22	at Cleveland*	S	9	107	11.9	38	0	0	0
Oct 29	vs. Indianapolis	S	4	40	10.0	15t	1	0	6
Nov 5	at Pittsburgh*	S	6	134	22.3	61	2	0	12
Nov 12	at Oakland*	S	2	62	31.0	39t	1	0	6
Nov 19	vs. San Diego	S	4	68	17.0	28	0	0	0
Nov 23	at Kansas City	S	6	55	9.2	21	0	0	0
Dec 3	vs. Seattle	S	2	17	8.5	12	0	0	0
Dec 10	at San Diego	S	4	52	13.0	17	0	0	0
Dec 17	at Arizona*	S	5	84	16.8	54t	1	0	6
Dec 24	vs. Cincinnati*	S	3	52	17.3	39t	1	0	6
Dec 31	vs. San Francisco	S	4	25	6.3	10	0	0	0
Regular Season Totals		16/16	69	1,084	15.7	83t	8	0	48



GERARD WARREN

6-4 • 325 • 7TH YR. • FLORIDA

BORN: July 25, 1978, in Lake City, Fla.

HIGH SCHOOL: Union County High School, Lake Butler, Fla.

ACQUIRED: Trade (Cleveland), 2005

NFL YEAR: 7th • YEAR WITH BRONCOS: 3rd

NFL GAMES PLAYED/STARTED: 91/90 • POSTSEASON: 3/3

DEFENSIVE TACKLE

WARREN AT A GLANCE:

- A seventh-year defensive tackle who is in his third year with the Broncos in 2007 after playing his first four professional seasons with Cleveland, which selected him with the third overall pick in the 2001 NFL Draft.
- Started 31 games for the Broncos in the last two seasons, helping the club rank seventh in the NFL against the run (99.3 ypg.) during that time.
- Made an immediate impact with the Broncos in his first year with the club in 2005, starting every game in helping Denver rank second in the NFL against the run (85.2 ypg.) and advance to the AFC Championship Game.
- Competed with several former Browns teammates (Courtney Brown, Ebenezer Ekuban, Kenard Lang and Michael Myers) along the Broncos' defensive line during the last two years.

- Established himself as a durable starter from the beginning of his NFL career and has started at least 15 games in a year during five of his six professional seasons.
- Posted 22 sacks in his career that tie for the eighth-highest total among active NFL defensive tackles since he entered the NFL in 2001.
- Eclipsed the five-sack mark in two separate seasons with a career-high 5.5 sacks in 2003 and five quarterback takedowns during his rookie year in 2001.
- Named first-team All-Southeastern Conference as a junior at the University of Florida, which he helped to a victory in the SEC Championship Game during the 2000 season.
- Joined the Broncos in a trade from Cleveland on March 2, 2005, in exchange for a fourth-round choice in the 2005 NFL Draft.

CAREER TRANSACTIONS: Signed by Cleveland as a draft choice (2001); Traded to Denver 3/2/05.



2006: In his second season as a Bronco, Warren started all 15 games played and missed one contest (vs. Ind., 10/29) with a toe injury. He posted 51 tackles (32 solo), 2.5 sacks (12 yds.) and two passes defended while recording at least six tackles in a game three times during the season. The sixth-year pro placed second among the club's defensive linemen with six tackles (5 solo) in the season opener at Stl. (9/10) before leading that unit with a season-high eight tackles (4 solo) in the home opener vs. K.C. (9/17). Warren tied for the lead among his position group with six tackles (4 solo) on *Sunday Night Football* at N.E. (9/24). He posted a pair of tackles (1 solo) vs. Oak. (10/15) as the Broncos joined the 1934 Detroit Lions as the only teams in NFL history to allow only one touchdown through their first five games of the year. He recorded a solo tackle at Cle. (10/22) before leaving the game after the first defensive series with a toe injury. The toe injury forced him to be inactive vs. Ind. (10/29). Warren returned to the lineup and assisted on a sack at Pit. (11/5). He contributed five tackles (3 solo) and a pass defended on *Sunday Night Football* vs. Sea. (12/3). He recorded two solo stops, including a 5-yard sack, at Ari. (12/17). He recorded six tackles (3 solo) vs. Cin. (12/24) and collected a solo stop in the regular-season finale vs. S.F. (12/31).

2005: In his first season with the Broncos after the club acquired him from Cleveland in an offseason trade, Warren started all 16 regular-season games as a vital member of the NFL's second-ranked run defense (85.2 ypg.). He placed second among Broncos defensive linemen with 42 tackles (22 solo) while posting three sacks (25 yds.), three passes defended and one forced fumble. Warren's play also helped Denver allow the third-fewest points in franchise history (258), and he also saw brief action as a lead blocker in goal-line situations during the year. In the postseason, Warren made six tackles (4 solo) in two games. He had one tackle in an AFC Divisional Playoff Game vs. N.E. (1/14) and made five tackles (2 solo) in the AFC Championship Game vs. Pit. (1/22). In his first start as a Bronco in the season opener at Mia. (9/11), Warren led the defensive line with five tackles (2 solo) and was inserted as a fullback in goal-line situations. On *Monday Night Football* vs. K.C. (9/26), he contributed four tackles (2 solo), including a sack of Trent Green. Warren sacked his second quarterback of the season as part of his three-tackle (2 solo) performance at Jac. (10/2). The Broncos' defense limited the Jaguars to 12 rushing yards, the lowest figure allowed by the team since 1965 (0 yds., at K.C. 12/19/65). He made five tackles (2 solo) vs. Was. (10/9) before adding three stops (2 solo) vs. N.E. (10/16). At Oak. (11/13), Warren made a solo tackle, batted down a pass and tipped a 45-yard Sebastian Janikowski field-goal attempt to force it left. He assisted on two tackles vs. NYJ (11/20) as Denver posted its first shutout since Nov. 9, 1997, against Carolina. The defense limited the Jets to just 13 offensive plays in the first half, including only two in the second quarter. At S.D. (12/31), he posted two solo tackles, including a 10-yard sack.

2004: Warren played 13 games (13 starts) at defensive tackle for Cleveland and recorded 38 tackles (21 solo), four sacks (26.5 yds.) and a team and career-high three forced fumbles. He ranked third on the Browns in sacks and tied for second on the team with 21 quarterback pressures. In the season opener vs. Bal. (9/12), he left the game in the second quarter with a strained pectoral muscle. The injury forced him to miss most of the Browns' contest at Dal. (9/19) before he was inactive for the next three games. He returned to the field vs. Cin. (10/17), recording two tackles and half a sack (3.5 yds.) of quarterback Carson Palmer. He posted four tackles (2 solo) vs. Phi. (10/24), including a 4-yard sack of Donovan McNabb in overtime. At Bal. (11/7), Warren posted two tackles (both solo) and forced a fumble. He

WARREN'S SACKS BY QUARTERBACK			
*denotes win (Warren's teams are 9-13 in games in which he records a sack.)			
QB	Sacks	Dates	
Tommy Maddox	2	1 at Pit., 10/5/03*, 1 vs. Pit., 11/23/03	
Jake Plummer	2	at Den., 12/14/03	
Quincy Carter	1.5	vs. NYJ., 11/21/04	
Tom Brady	1	at N.E., 12/9/01	
Mark Brunell	1	vs. Jac., 12/16/01	
Randall Cunningham	1	vs. Bal., 10/21/01*	
A.J. Feeley	1	at Mia., 12/26/04	
Trent Green	1	vs. K.C., 9/26/05*	
Matt Hasselbeck	1	vs. Sea., 9/9/01	
Byron Leftwich	1	at Jac., 10/2/05*	
Matt Leinart	1	at Ari., 12/17/06*	
Peyton Manning	1	vs. Ind., 12/15/02	
Donovan McNabb	1	vs. Phi., 10/24/04	
Chad Pennington	1	at NYJ., 10/27/02*	
Philip Rivers	1	at S.D., 12/31/05*	
Alex Smith	1	vs. S.F., 12/31/06	
Kordell Stewart	1	at Pit., 1/6/02	
Anthony Wright	1	vs. Bal., 12/21/03	
Marc Bulger	0.5	vs. Stl., 12/8/03	
Carson Palmer	0.5	vs. Cin., 10/17/04*	
Ben Roethlisberger	0.5	at Pit., 11/5/06*	

WARREN AMONG TOP NFL DEFENSIVE TACKLES

MOST SACKS AMONG ACTIVE NFL DEFENSIVE TACKLES, SINCE 2001

Player	Teams	Sacks
1. Rod Coleman	Atlanta/Oakland	50.5
2. Warren Sapp	Oakland/Tampa Bay	36.0
3. La'Roi Glover	Stl./Dal./N.O./Oak.	35.0
4. Kevin Williams	Minnesota	31.0
5. Richard Seymour	New England	29.5
6. Darwin Walker	Philadelphia/Arizona	27.5
7. Corey Simon	Indianapolis/Philadelphia	22.5
8. Gerard Warren	Denver/Cleveland	22.0
John Henderson	Jacksonville	22.0
Shaun Rogers	Detroit	22.0

recorded 1.5 sacks for eight yards vs. NYJ (11/21), sharing a sack (3 yds.) of Quincy Carter with linebacker Andra Davis. Warren forced a fumble on running back Corey Dillon along with making three tackles (1 solo) vs. N.E. (12/5). Warren's season high for tackles came at Mia. (12/26) when he posted seven stops (4 solo) with an 11-yard sack of quarterback A.J. Feeley on a play in which he also forced a fumble.

2003: Warren played all 16 regular-season games (15 starts) for the Browns at defensive tackle and recorded a career-high 5.5 sacks (26.5 yds.), 70 tackles (33 solo), three pass breakups and two fumble recoveries. His 34 quarterback pressures were tops on the Browns while he ranked third on the team in sacks. He posted at least half a sack in three consecutive games in December, the longest streak of his career, and recorded the first multiple-sack game of his career (2 sacks at Den. 12/14). In the season opener vs. Ind. (9/7), Warren posted two tackles (both solo), and he added three tackles and a fumble recovery (QB Chris Redman) that set up a touchdown at Bal. (9/14). Warren led a dominating effort by the defensive line at S.F. (9/21) with three tackles (1 solo) in limiting the 49ers to 75 yards rushing. He recorded his first sack of the year (0 yds. -QB Tommy Maddox) at Pit. (10/5) in a three-tackle game. Warren tallied a then season-high six tackles (4 solo) at Oak. (10/12) and made three tackles (1 solo) vs. S.D. (10/19). Warren recovered a fumble by running back Marcel Shipp vs. Ari. (11/16) in a two-tackle game (1 solo). He posted his second sack of the year vs. Pit. (11/23) in a seven-tackle game (4 solo). He tied a career best by breaking up two passes against the Steelers. Warren posted half a sack (2.5 yds.) of Marc Bulger vs. Stl. (12/8) to force a punt while finishing the contest with six tackles (2 solo). At Den. (12/15), he recorded a season-high 10 tackles (6 solo) and tallied two sacks (12 yds.) of Jake Plummer. With seven tackles (4 solo) and a sack (5 yds.) of Anthony Wright at Bal. (12/21), he extended his sack streak to three games.

2002: Warren started all 16 regular-season games for Cleveland and totaled 56 tackles (39 solo), two sacks (11 yds.) and three pass breakups while forcing and recovering two fumbles. He added 25 quarterback pressures to rank third on Cleveland while also blocking a field goal attempt (vs. Car. 12/1—a 22-yd. attempt by Shayne Graham). In an AFC Wild Card Game at Pit. (1/5), Warren started and played in his first career playoff game, posting two tackles (both assists). In the regular-season opener vs. K.C. (9/8), he made three solo tackles. Warren recorded a season-high eight tackles (5 solo) at Pit. (9/29). He posted his first sack of the year (8 yds.) and added a forced fumble at NYJ (10/27). He forced a fumble on his 8-yard sack of Chad Pennington against the Jets to set up a Cleveland touchdown. Against Car. (12/1), he blocked kicker Shayne Graham's 22-yard field goal attempt in the second quarter to halt a potential Panthers scoring drive. Warren accounted for Cleveland's only sack in its game vs. Ind. (12/15) with a 3-yard takedown of Peyton Manning, and he forced and recorded a fumble on running back James Mungro. In the regular-season finale vs. Atl. (12/29), Warren posted three tackles (2 solo) and recovered a fumble in the fourth quarter that the Browns converted to a touchdown to help secure a playoff berth.

2001: Selected by Cleveland in the first round (third overall) of the 2001 NFL Draft, Warren made an immediate impact on the defensive line during his rookie campaign, recording a career-high 83 tackles (72 solo), five sacks (36 yds.) and four pass breakups in 15 regular-season games (15 starts) at defensive tackle. His five sacks ranked third on the team and placed fourth in the AFC (6th in NFL) among rookies. Additionally, he led Cleveland with 34 quarterback pressures. Warren registered the first sack of his career in his NFL debut in the season opener vs. Sea. (9/9) when he took down Matt Hasselbeck for a loss of 10 yards in an eight-tackle game. He notched a sack of Randall Cunningham (2 yds.) vs. Bal. (10/21) and finished that game with seven

BRONCOS RUN DEFENSE SHINES IN 2005

Gerard Warren started all 16 regular-season games along a Broncos defensive line in 2005 that helped the club excel in stopping the opposition's rushing attack.

TOP RUN DEFENSES, NFL, 2005

Team	Att.	Yds.	Avg.	Ypg.
1. San Diego	386	1,349	3.5	84.3
2. Denver	344	1,363	4.0	85.2
3. Pittsburgh	402	1,368	3.4	85.5
4. Carolina	408	1,465	3.6	91.6
5. Seattle	420	1,510	3.6	94.4

TOP RUN DEFENSES, BRONCOS HISTORY

Year	Att.	Yds.	Avg.	Ypg.
1. 1998	356	1,287	3.6	80.4
2. 1996	345	1,331	3.9	83.2
3. 2005	344	1,363	4.0	85.2
4. 1993	397	1,418	3.6	88.6
5. 2002	379	1,489	3.9	93.1

tackles (all solo). In addition to recording two tackles at Chi. (11/4), Warren broke up two passes at the line of scrimmage that resulted in interceptions. He finished the regular season on a strong note, posting eight or more tackles in four of the final six games. At N.E. (12/9), he took down quarterback Tom Brady for a sack (5 yds.) in a nine-tackle game (8 solo). He posted a sack (9 yds.) vs. Jac. (12/16) and contributed a career-high 11 tackles (9 solo). In the season finale at Pit. (1/6), Warren recorded a sack (10 yds.) and nine stops.

COLLEGE: Warren was one of the top interior defensive linemen in the country at the University of Florida, where he posted 159 career tackles (91 solo), 9.5 sacks (61 yds.) and 30 tackles for losses (121 yds.) in 35 games (22 starts). A first-team All-Southeastern Conference selection as a junior, he was rated the best defensive tackle in college football and an All-America Dream Team selection by *The NFL Draft Report* in 2000. He was instrumental in the Gators' SEC Championship victory against Auburn in 2000 as the team's recipient of its Most Inspirational Player Award. One of five team captains, Warren started the first seven games of his junior season at left defensive tackle before switching to the right side for the final four contests. His final year at Florida saw him post 76 tackles (45 solo) along with 4.5 sacks (32 yds.) and 12 tackles-for-losses. He led the Gators with 23 quarterback pressures (five resulted in interceptions) and added one forced fumble. As a sophomore, Warren was named a second-team All-SEC choice (coaches and AP). A co-recipient of Florida's Best Effort Award, Warren started 10 games (five at each DT position) and recorded 52 tackles, two sacks (13 yds.) and 13 tackles-for-losses. He posted a team-high 19 quarterback pressures and broke up three passes in 1999. As a redshirt freshman in 1998, he played 10 games, recording 27 tackles (14 solo) and two sacks (13 yds.), and started at defensive tackle against Florida State. In 1997, he played the first three games before being granted a medical redshirt due to a knee injury.

PERSONAL: Warren was named to *PrepStar's* All-America Dream Team and was ranked among the nation's top 10 defensive linemen by that publication at Union County High School in Lake Butler, Fla. Warren, who posted 36 career sacks, also was tabbed a *SuperPrep* All-American. He was named to Florida's prestigious Super Seniors Team and was a first-team all-state (3A) selection for two seasons, helping Union County to three state titles and a 49-4 overall record. He also was voted a second-team All-American by *USA Today* and *SuperPrep's* Dixie Defensive Player-of-the-Year. An honor roll student all four years in high school, Warren majored in recreation program delivery at Florida. While at Florida, he became the godfather to the daughter (Alisha) of former Gators and Browns teammate LB Andra Davis. He was nicknamed "Big Money" by one of his high school coaches because of his potential as a professional football player. The son of Charles and Joann Warren, Gerard T. Warren was born July 25, 1978, in Lake City, Fla.

WARREN'S REGULAR SEASON RECORD

Year	Club	G	S	UT	A	TT	S-Yds.	I-Yds.	PD	FF	FR	TD-Int.	TD-FR	S	Pts.
2001	Cleveland	15	15	72	11	83	5-36	0-0	4	0	0	0	0	0	0
2002	Cleveland	16	16	39	17	56	2-11	0-0	3	2	2	0	0	0	0
2003	Cleveland	16	15	33	37	70	5.5-26.5	0-0	3	0	2	0	0	0	0
2004	Cleveland	13	13	21	17	38	4-26.5	0-0	0	3	0	0	0	0	0
2005	Denver	16	16	22	20	42	3-25	0-0	3	1	0	0	0	0	0
2006	Denver	15	15	32	19	51	2.5-12	0-0	2	0	0	0	0	0	0
CAREER TOTALS		91	90	219	121	340	22-137	0-0	15	6	4	0	0	0	0
BRONCOS TOTALS		31	31	54	39	93	5.5-37	0-0	5	1	0	0	0	0	0

ADDITIONAL STATISTICS: Blocked a 22-yard field goal attempt by Shayne Graham vs. Carolina (12/1/02). Tipped a 45-yard field goal attempt by Sebastian Janikowski at Oakland (11/13/05).

WARREN'S POSTSEASON RECORD

Year	Club	G	S	UT	A	TT	S-Yds.	I-Yds.	PD	FF	FR	TD-Int.	TD-FR	S	Pts.
2002	Cleveland	1	1	0	2	2	0-0	0-0	0	0	0	0	0	0	0
2005	Denver	2	2	2	4	6	0-0	0-0	0	0	0	0	0	0	0
CAREER TOTALS		3	3	2	6	8	0-0	0-0	0	0	0	0	0	0	0
BRONCOS TOTALS		2	2	2	4	6	0-0	0-0	0	0	0	0	0	0	0

WARREN'S SINGLE GAME HIGHS

(Postseason in parentheses)

Sacks — 2 at Denver, 12/14/03 (none). **Sack yards** — 12 at Denver, 12/14/03 (none). **Interceptions** — None (none). **Interception return yards** — None (none).

WARREN'S MULTIPLE-SACK GAMES (2)

*denotes win (Warren's teams are 0-2 when he records more than one sack in a game.)

Date	Opponent	S-Yds.
12/14/03	at Denver	2-12
11/21/04	vs. N.Y. Jets	1.5-8



NATE WEBSTER

6-0 • 237 • 8TH YR. • MIAMI

BORN: Nov. 29, 1977, in Miami

HIGH SCHOOL: Northwestern High School, Miami

ACQUIRED: Unrestricted Free Agent (Cincinnati), 2006

NFL YEAR: 8th • **YEAR WITH BRONCOS:** 2nd

NFL GAMES PLAYED/STARTED: 70/11 • **POSTSEASON:** 5/0

58

LINEBACKER

WEBSTER AT A GLANCE:

- An eighth-year linebacker who is in his second season with the Broncos after joining the club as an unrestricted free agent before the 2006 season.
- Contributed 13 tackles (7 solo), including eight during a start in the season finale vs. San Francisco (12/31/06), while seeing action in three games (2 starts) for Denver in 2006.
- Owns significant experience on special teams with 29 career tackles on coverage units.
- Spent most of 2005 on Cincinnati's physically unable to perform list with a right knee injury.
- Signed with the Bengals as an unrestricted free agent in 2004 and led Cincinnati in tackles through the first three games of that year before a torn patella tendon in his right knee ended his season.
- Played his first four professional seasons (2000-03) with Tampa Bay, seeing action in 63 of a possible 64 regular-season games and starting six contests during that period.
- Played in every game for a 2002 Buccaneers team that won Super Bowl XXXVII.
- Twice named All-Big East Conference at the University of Miami, where he was tabbed a second-team All-American (AP) and a finalist for the Bronco Nagurski Award as a junior.
- Joined the Broncos as an unrestricted free agent on May 2, 2006.
- Selected by Tampa Bay in the third round (90th overall) of the 2000 NFL Draft.

CAREER TRANSACTIONS: Signed by Tampa Bay as a draft choice 7/12/00; Signed by Cincinnati as an unrestricted free agent 3/5/04; Placed on injured reserve (right knee) by Cincinnati 9/29/04; Placed on reserve/physically unable to perform list by Cincinnati 8/30/05; Activated from reserve/physically unable to perform list by Cincinnati 11/29/05; Signed by Denver as an unrestricted free agent 5/2/06.



2006: In his first season with the Broncos, Webster played three games (2 starts) and contributed 13 tackles (7 solo). He replaced Ian Gold (hamstring) in the starting lineup at Oak. (11/12) and Al Wilson (thumb and back) in the season finale vs. S.F. (12/31). Webster was inactive for 12 games and dressed but did not play at S.D. (12/10). He was declared inactive for the first eight games before making his Broncos debut as a starter at Oak. (11/12), a game in which he made five tackles (2 solo). Webster saw action as a reserve on *Sunday Night Football* vs. S.D. (11/19). He returned to the field when he replaced Wilson as the starting middle linebacker in the season finale vs. S.F. (12/31) and recorded a season-high eight tackles (5 solo) in that role.

2005: Webster began the season on the Bengals' physically unable to perform list with the right knee injury that forced him to be placed on injured reserve in 2004. He was activated by the Bengals on Nov. 29 and played one game for the club, making three tackles vs. Buf. (12/24). He was inactive for four games—the three contests before the game against Buffalo and the regular-season finale. He also was declared inactive for the Bengals' AFC Wild Card Game loss vs. Pit. (1/8).

2004: Signed by Cincinnati as an unrestricted free agent on March 5, Webster led the Bengals in tackles (26) through the first three games of the season as their starting middle linebacker. He suffered a torn patella tendon in his right knee in the third game of the season vs. Bal. (9/29) and was placed on injured reserve on Sept. 29. He also had a sack (8 yds.), two pass breakups, one forced fumble and one fumble recovery before the injury. In his Bengals debut, he made seven tackles at NYJ (9/12). Webster followed that performance with a team-high 12 tackles (8 solo) vs. Mia. (9/19), including a sack and two passes defended. He played late into the fourth quarter before suffering a torn patella tendon in his right knee vs. Bal. (9/26), forcing a fumble and recovering a fumble in that game.

2003: Webster played 15 games (5 starts) for Tampa Bay, placing seventh on the club with a career-high 66 tackles (40 solo), including the first regular-season sack (9 yds.) of his NFL career. He added one fumble recovery and two special-teams tackles. The Buccaneers' defense shut out its opponents twice and limited them to less than 14 points eight times on the year with seven of those occurring when Webster was in the lineup. Webster started the first five games of the season, filling in for an injured Shelton Quarles. On *Monday Night Football* at Phi. (9/8), Webster paced the club with 10 tackles (8 solo) and added one fumble recovery.

He led the team with 15 tackles (7 solo) vs. Car. (9/14). At Atl. (9/21), Webster contributed seven tackles (4 solo), including his first career regular-season sack when he dropped quarterback Doug Johnson for a 9-yard loss. He recorded 10 tackles in consecutive games vs. Ind. (10/6) on *Monday Night Football* and at Was. (10/12). He missed the first game of his career vs. NYG (11/24) due to a left toe injury.

2002: Webster played all 16 regular-season games (0 starts) and all three playoff contests for Tampa Bay, helping the club win Super Bowl XXXVII for the franchise's first-ever World Championship. Webster registered 33 tackles (23 solo) on defense and placed fourth on the team with 16 stops (12 solo) on special teams. He added three solo tackles and one pass defended in the postseason. As a reserve linebacker, Webster contributed to the team leading the league in scoring defense (12.3 ppg.), including blanking its opponents twice and limiting them to 10 or fewer points nine times. The defense also led the league in fewest yards allowed (252.8 ypg.). In an NFC Divisional Playoff Game vs. S.F. (1/12), he made a tackle on defense and three special-teams stops. In the Bucs' Super Bowl XXXVII victory vs. Oak. (1/26), he made two solo tackles on defense and added a tackle on special teams. He posted season highs in tackles (7) and solo tackles (6) vs. Atl. (12/8). At Det. (12/15), Webster contributed two solo tackles before leaving the game with a right knee sprain. Despite the knee injury, Webster returned for the next game vs. Pit. (12/23) and made four tackles (3 solo).

2001: Webster played all 16 regular-season games for Tampa Bay, including his first NFL start vs. Phi. (1/6) in the regular-season finale. He placed 10th on the team with 53 tackles (34 solo) and added four passes defended and nine special-teams stops. In an NFC Wild Card Game at Phi. (1/12), he saw action on defense and special teams. Webster started the season with one solo tackle and two passes defended at Dal. (9/9). He made five tackles (4 solo) and defended a pass vs. G.B. (10/7). He posted a season-high nine tackles (4 solo) and defended a pass the following week at Ten. (10/14). In the regular-season finale vs. Phi. (1/6), Webster matched his season-high nine tackles (4 solo) in his first career start.

2000: Selected by Tampa Bay in the third round (90th overall) of the 2000 NFL Draft, Webster played all 16 regular-season games (0 starts) and one playoff contest as a rookie. He finished the regular season with 32 tackles (18 solo), one pass defended and two special-teams tackles. He also blocked a punt vs. Det. (10/19). In an NFC Wild Card Game at Phi. (12/31), he recorded four tackles (3 solo), including sharing a sack with Al Singleton for no loss. He made his professional debut seeing action mainly on special teams at N.E. (9/3). He saw increased playing time at Was. (10/1) due to an injury to starting middle linebacker Jamie Duncan and made three tackles (2 solo) in that game. At Min. (10/9), he racked up a season-high six tackles (4 solo) and one pass breakup. The following game, he made three tackles (1 solo) and blocked a punt vs. Det. (10/19). The Lions recovered the ball in their end zone for a safety.

COLLEGE: Webster was a two-time All-Big East Conference selection in three seasons at the University of Miami, where he recorded 301 career tackles (178 solo) and seven sacks. A 22-game starter for his career, Webster posted consecutive 100-tackle campaigns as a sophomore and junior at Miami. He started all 12 games during his final season as a junior before entering the 2000 NFL Draft. He was named a second-team All-American by the Associated Press and a finalist for the Bronco Nagurski Award (nation's best defensive player) after leading UM with 150 tackles (92 solo) and 19 tackles-for-losses as a junior. He earned the Big East Defensive Player of the Week award four times as a junior. He recorded 11 tackles and two interceptions in Miami's 33-3 win over Pittsburgh, becoming the first Hurricanes linebacker since 1979 to record two interceptions in the same game. He posted a season-high 20 tackles (14 solo) and one sack against Penn State. As a sophomore, he placed second on the squad with 134 tackles (75 solo) and added 10 tackles-for-losses in his first season as a starter. As a freshman in 1997, he saw action in six contests before an elbow injury forced him to the sideline for the final four outings of the year.

PERSONAL: Webster lettered four years in football at Northwestern High School in Miami, where he earned first-team *Parade* All-America honors and second-team *USA Today* All-America honors as a senior. He led Northwestern to the state 6A championship, totaling 187 tackles (34 for losses), 12 sacks, 20 forced fumbles and five fumble recoveries that season. Webster averaged 130 tackles per season during his four-year high school career. He is a first cousin of former New Orleans Saints running back Troy Davis and majored in liberal arts at the University of Miami. He works with American Group Home in the community. Webster has three children—daughter Nia and sons Nate III and Nate IV. Nathaniel Webster Jr. was born Nov. 29, 1977, in Miami and resides there during the offseason.

WEBSTER'S REGULAR SEASON RECORD

Year	Club	G	S	UT	A	TT	S-Yds.	I-Yds.	PD	FF	FR	TD-Int.	TD-FR	S	Pts.
2000	Tampa Bay	16	0	18	14	32	0-0	0-0	1	0	0	0	0	0	0
2001	Tampa Bay	16	1	34	19	53	0-0	0-0	4	0	0	0	0	0	0
2002	Tampa Bay	16	0	23	10	33	0-0	0-0	0	0	0	0	0	0	0
2003	Tampa Bay	15	5	40	26	66	1-9	0-0	0	0	1	0	0	0	0
2004	Cincinnati	3	3	17	9	26	1-8	0-0	2	1	1	0	0	0	0
2005	Cincinnati	1	0	0	3	3	0-0	0-0	0	0	0	0	0	0	0
2006	Denver	3	2	7	6	13	0-0	0-0	0	0	0	0	0	0	0
CAREER TOTALS		70	11	139	87	226	2-17	0-0	7	1	2	0	0	0	0
BRONCOS TOTALS		3	2	7	6	13	0-0	0-0	0	0	0	0	0	0	0

ADDITIONAL STATISTICS: Special teams tackles — 2000 (2), 2001 (9), 2002 (16), 2003 (2), TOTAL (29). Blocked a punt vs. Det. (10/19/00).

WEBSTER'S POSTSEASON RECORD


Year	Club	G	S	UT	A	TT	S-Yds.	I-Yds.	PD	FF	FR	TD-Int.	TD-FR	S	Pts.
2000	Tampa Bay	1	0	3	1	4	0.5-0	0-0	0	0	0	0	0	0	0
2001	Tampa Bay	1	0	0	0	0	0-0	0-0	0	0	0	0	0	0	0
2002	Tampa Bay	3	0	3	0	3	0-0	0-0	1	0	0	0	0	0	0
2005	Cincinnati	0	0	0	0	0	0-0	0-0	0	0	0	0	0	0	0
CAREER TOTALS		5	0	6	1	7	0.5-0	0-0	1	0	0	0	0	0	0

ADDITIONAL STATISTICS: Special teams tackles — 2002 (4), TOTAL (4).

WEBSTER'S SINGLE GAME HIGHS

(Postseason in parentheses)

Sacks — 1, twice, last vs. Miami, 9/19/04 (0.5 at Philadelphia, 12/31/00). **Sack yards** — 9 at Atlanta, 9/21/03 (0 at Philadelphia, 12/31/00). **Interceptions** — None (none). **Interception return yards** — None (none).



D.J. WILLIAMS

6-1 • 242 • 4TH YR. • MIAMI


BORN: July 20, 1982, in Sacramento, Calif.

HIGH SCHOOL: De La Salle High School, Concord, Calif.

ACQUIRED: Draft #1 (17th overall), 2004

NFL YEAR: 4th • **YEAR WITH BRONCOS:** 4th

NFL GAMES PLAYED/STARTED: 48/43 • **POSTSEASON:** 3/3



LINEBACKER

WILLIAMS AT A GLANCE:

- A fourth-year linebacker who has started at least 14 games in each of his first three professional seasons with the Broncos.
- Enters 2007 as Denver's starting middle linebacker after playing on the outside during his first two seasons.
- Helped the Broncos rank fifth the NFL against the run (97.7 ypg.) and sixth in the league in scoring (18.1 ppg.) from 2004-06.
- Has not missed a game in his three seasons with Denver, seeing more regular-season action (48 games) with the club than any defensive player during that time.
- Placed sixth on the Broncos with 86 tackles (69 solo) as a 15-game starter in 2006.
- Started 14 games for the Broncos in 2005 and made 68 tackles (44 solo) in the regular season before ranking second on the club with 17 tackles (10 solo) in two playoff games.
- Helped Denver rank second in the NFL against the run (85.2 ypg.) in 2005.
- Became the first rookie in Broncos history to lead the club in tackles with 114 stops in 2004 en route to finishing third in NFL Defensive Rookie of the Year voting as a *Pro Football Weekly*/PFWA All-Rookie selection.
- Earned NFL Defensive Rookie of the Month honors after an outstanding December 2004, becoming the first Bronco in franchise history to receive that award.
- Selected twice (2002-03) as a Butkus Award semifinalist at the University of Miami, where he was a two-time first-team All-Big East Conference choice who helped the Hurricanes to a national championship victory as a sophomore.
- Earned *USA Today* Defensive Player of the Year honors at De La Salle High School (Concord, Calif.), helping it post a 36-0 record during his time at the school as part of its national-record 151-game winning streak.
- Selected by the Broncos in the first round (17th overall) of the 2004 NFL Draft.

CAREER TRANSACTIONS: Signed by Denver as a draft choice 7/28/04.



2006: In his third season with Denver, Williams posted 86 tackles (69 solo), one sack (8 yds.), three passes defended and two forced fumbles in 16 games (15 starts). He finished the year with three nine-tackle outings. He contributed four tackles (2 solo) and forced a fumble in the home opener vs. K.C. (9/17). He made a season-high 10 tackles (7 solo) and broke up a pair of passes on *Sunday Night Football* at N.E. (9/24) while deflecting a second-quarter field-goal attempt that Domonique Foxworth initially tipped. The team allowed its first

DENVER'S MOST DURABLE DEFENDER

MOST REGULAR-SEASON GAMES PLAYED WITH DENVER (DEFENSIVE PLAYERS), 2004-06

Player	Position	Games Played	Games Started
1. D.J. Williams	Linebacker	48	43
2. John Lynch	Safety	47	47
3. Champ Bailey	Cornerback	46	46
4. Al Wilson	Linebacker	46	46
5. Patrick Chukwurah	Linebacker	42	0
Nick Ferguson	Safety	42	27

touchdown of the season to the Patriots, snapping a 175:57 streak of holding opponents without a touchdown. The 11-quarter streak without allowing a touchdown to open the year tied for the longest in the NFL since 1940 (Chicago Cardinals, 1942). He eclipsed the 200-tackle mark for his career with six stops on *Monday Night Football* vs. Bal. (10/9). Williams paced the club with nine tackles (8 solo) on *Sunday Night Football* vs. Oak. (10/15) before posting six more at Cle. (10/22) to help limit the Browns to 34 yards on 13 attempts (2.6 avg.). He registered five solo tackles on Thanksgiving at K.C. (11/23). He did not start vs. Sea. (12/3) on *Sunday Night Football* as Denver opened with five defensive backs but made four tackles (3 solo). The next week, he led the linebackers with nine tackles (8 solo) at S.D. (12/10). Williams recorded nine tackles (8 solo), including his first sack of the season (8 yds.), and a forced fumble in the regular-season finale vs. S.F. (12/31).

2005: In his second professional season, Williams placed sixth on the Broncos with 68 tackles (44 solo) while adding five passes defended and one forced fumble in 16 regular-season games (14 starts). Williams' play at linebacker helped Denver rank second in the NFL against the run (85.2 ypg.) and tie for third in the NFL in scoring defense (16.1 ppg.), a mark that was the best in the Mike Shanahan era (1995-Present). Williams also contributed two tackles and a forced fumble on special teams. In two postseason contests, he placed second on the club with 17 tackles (10 solo) and added half a sack (3.5 yds.). In an AFC Divisional Playoff Game vs. N.E. (1/14), Williams registered seven tackles (5 solo) in helping to end the Patriots' NFL-record 10-game postseason winning streak. He led the linebackers, placing second on the team, with 10 tackles (5 solo) in the AFC Championship Game vs. Pit. (1/22) and shared a sack of Steelers quarterback Ben Roethlisberger with defensive end Trevor Pryce. In the season opener at Mia. (9/11), Williams recorded five tackles (4 solo) on defense and added a team-high two special-teams tackles while forcing a fumble on coverage units. He added three stops at Jac. (10/2) as the Broncos limited the Jaguars to 12 rushing yards. He posted four tackles (3 solo) and two passes defended vs. N.E. (10/16) before totaling six tackles (4 solo) at NYG (10/23). He posted five tackles (4 solo) and a pass defended vs. Phi. (10/30). He made three tackles (1 solo) vs. NYJ (11/20), a game in which the Broncos posted their first shutout since Nov. 9, 1997, against Carolina. Williams helped Denver limit the Jets to only 22 rushing yards. Williams shared the team lead with a season-high 10 tackles (season-high 7 solo) on Thanksgiving Day at Dal. (11/24). In a win at Buf. (12/17) that clinched a playoff berth, Williams added four tackles (3 solo) and a forced fumble.

2004: Selected by the Broncos in the first round (17th overall) of the 2004 NFL Draft, Williams contributed as much as any Broncos rookie in recent history in 16 games (14 starts) as the team's starting weakside linebacker. Williams—a *Pro Football Weekly*/PFWA All-Rookie selection, third in NFL Defensive Rookie of the Year voting (AP), AFC Defensive Player of the Week (Wk. 16) and NFL Defensive Rookie of the Month for December—led Denver with 114 tackles (82 solo) to become the first Broncos rookie in club history to own the team's outright lead in tackles for the season. Before Williams led Denver in tackles as a rookie in 2004, the closest such performance by a Denver player was in 1972 when linebacker Tom Graham tied Lyle Alzado for the team high in tackles as a rookie. Williams also recorded two sacks (13 yds.), one interception (10 yds. at Ten. 12/25)—the first of his professional, collegiate and high school career—nine pass breakups and one forced fumble. Williams made significant contributions to the Broncos' special teams and recorded eight tackles on the unit to rank fifth on the team. He was the only rookie to receive AFC Defensive Player of the Week honors in 2004 after the league nominated him for his Week 16 performance against Tennessee. After totaling 40 tackles, one sack, one interception, one forced fumble and four pass breakups in four December games, Williams was named NFL Defensive Rookie of the Month and became the first Bronco in franchise history to receive that award. He started at weakside linebacker in Denver's AFC Wild Card Game at Ind. (1/9) and recorded seven tackles (5 solo) in his first playoff action. Williams became the first Broncos rookie to start on opening day since 1998 with a start at weakside linebacker vs. K.C. (9/12), posting a team-high seven tackles (all solo) and breaking up a pass against the Chiefs. He recorded the first sack of his career in the fourth quarter at Jac. (9/19) when he pulled down running back LaBrandon Toefield on a passing play for a loss of seven yards.

WILLIAMS: ONE OF THE NFL'S BEST ROOKIES IN 2004

2004 NFL DEFENSIVE ROOKIE OF THE YEAR VOTING (ASSOCIATED PRESS)

Player	Team	Votes	Drafted	College
1. Jonathan Vilma, LB	N.Y. Jets	21	Rd. 1 (12)	Miami (Fla.)
2. Dunta Robinson, CB	Houston	12	Rd. 1 (10)	South Carolina
3. D.J. Williams, LB	Denver	7	Rd. 1 (17)	Miami (Fla.)
4. Sean Taylor, S	Washington	3	Rd. 1 (5)	Miami (Fla.)
5. Jared Allen, DE	Kansas City	2	Rd. 4 (126)	Idaho State

WILLIAMS KEY TO BRONCOS DEFENSIVE EFFORTS

D.J. Williams has started 43 games and appeared in all 48 games at linebacker for Denver since entering the NFL in 2004, helping the Broncos rank among the NFL's best defenses.

TOP RUN DEFENSES, NFL, 2004-06

Team	Rush Yds.	Yds./Gm.
1. Pittsburgh	4,087	85.1
2. San Diego	4,269	88.9
3. Baltimore	4,486	93.5
4. New England	4,659	97.1
5. Denver	4,688	97.7
6. Minnesota	4,832	100.7

TOP SCORING DEFENSES, NFL, 2004-06

Team	Points	Pts./Gm.
1. Baltimore	768	16.0
2. Chicago	788	16.4
3. Jacksonville	823	17.1
4. Pittsburgh	824	17.2
5. New England	835	17.4
6. Denver	867	18.1

Williams led Denver with nine tackles (8 solo) at T.B. (10/3) and eight tackles (5 solo) at Oak. (10/17). In his first-ever game on *Monday Night Football* at Cin. (10/25), Williams made seven tackles (4 solo), broke up a pass and totaled three tackles on special teams. Against Hou. (11/7), he recorded his eighth game of the season with five or more tackles, posting six stops (4 solo) and a pass breakup in his first game as a non-starter (nickel defense). At S.D. (12/5), he posted a career and team-high 13 tackles (10 solo). For the second consecutive week vs. Mia. (12/12), he led the team in tackles with 11 (8 solo). Williams went above the 100-tackle mark for the season at K.C. (12/19) with nine stops (8 solo), one sack (6 yds.) and the first forced fumble of his career. On Christmas at Ten. (12/25), he intercepted a pass for the first time in his career and returned it 10 yards while posting a team-high seven tackles (5 solo), three pass breakups and two special-teams tackles to earn AFC Defensive Player of the Week honors.

COLLEGE: A three-year starter at the University of Miami, Williams played 47 career games (34 starts) and posted 241 tackles (124 solo), 10 sacks (58 yds.), 28 tackles for losses (92 yds.), four forced fumbles, one fumble recovery and 10 pass deflections. Williams started his collegiate career at fullback and was used sparingly at the position after switching to linebacker as a sophomore, recording 18 career rushes for 142 yards (7.9 avg.) with two touchdowns while catching 12 passes for 153 yards (11.9 avg.). It was at linebacker where he blossomed into one of the best players in the country, finishing his senior year in 2003 as a semifinalist for the Butkus Award, given to the nation's top linebacker, for the second consecutive year and earning a selection to the All-America Dream Team by *The NFL Draft Report*. Named third-team All-America by the Associated Press and a first-team All-Big East Conference choice, Williams' final year at Miami saw him finish second on the team with 82 tackles (44 solo) and tie for the team lead with six sacks (33 yds.) in starting all 13 games. Additionally, he rushed twice for 92 yards (46.0 avg.) with a touchdown (61 yds. vs. Temple) out of fake punt formations. He was a semifinalist for the Butkus Award and a first-team All-Big East selection as a junior, starting 12 games and posting a career-high 108 tackles (55 solo) with four sacks (25 yds.). He helped Miami capture the national championship as a sophomore with a Rose Bowl win against Nebraska. A freshman All-America honorable mention selection by *Rivals.com*, Williams played 10 games as a reserve fullback in 2000 and totaled 16 rushing attempts for 50 yards (3.1 avg.) with one touchdown while catching 12 passes for 143 yards (11.9 avg.) with one touchdown.

PERSONAL: Williams earned *USA Today* Defensive Player of the Year honors and was regarded as the top defensive player in the nation at De La Salle High School (Concord, Calif.), one of the top prep programs in the country. His high school teams went a combined 36-0, and he was part of its national-record 151-game winning streak that was snapped in 2004. He was rated as the top player in the nation by *SuperPrep* as well as the No. 1 prospect on the Far West Team. Williams was listed as the National Defensive MVP, Western Region MVP and No. 1 linebacker on *PrepStar's* 1999 Top-100 Dream Team. A *SuperPrep* All-American, he recorded 130 career tackles (87 solo) and six sacks while rushing for 1,974 yards. In addition, Williams broke the school record for touchdowns in a season with 42 (33 rushing, 5 receiving, 3 punt return and 1 kickoff return). John Madden spoke at De La Salle's football banquet and commented that Williams was the only player he had ever seen who could make the jump from high school to the NFL. Williams majored in liberal arts at Miami. Born July 20, 1982, in Sacramento, Calif., Williams is the son of Sherri Gonzalez and Genos D. Williams Sr.

WILLIAMS' REGULAR SEASON RECORD

Year	Club	G	S	UT	A	TT	S-Yds.	I-Yds.	PD	FF	FR	TD-Int.	TD-FR	S	Pts.
2004	Denver	16	14	82	32	114	2-13	1-10	9	1	0	0	0	0	0
2005	Denver	16	14	44	24	68	0-0	0-0	5	1	0	0	0	0	0
2006	Denver	16	15	69	17	86	1-8	0-0	3	2	0	0	0	0	0
CAREER TOTALS		48	43	195	73	268	3-21	1-10	17	4	0	0	0	0	0

ADDITIONAL STATISTICS: Special teams tackles — 2004 (8), 2005 (2), TOTAL (10). Fumbles forced on special teams — 2005 (1), TOTAL (1).

WILLIAMS' POSTSEASON RECORD

Year	Club	G	S	UT	A	TT	S-Yds.	I-Yds.	PD	FF	FR	TD-Int.	TD-FR	S	Pts.
2004	Denver	1	1	5	2	7	0-0	0-0	1	0	0	0	0	0	0
2005	Denver	2	2	10	7	17	0.5-3.5	0-0	0	0	0	0	0	0	0
CAREER TOTALS		3	3	15	9	24	0.5-3.5	0-0	1	0	0	0	0	0	0

WILLIAMS' SINGLE GAME HIGHS

(Postseason in parentheses)

Sacks — 1, three, last vs. San Francisco, 12/31/06 (0.5 vs. Pittsburgh, 1/22/06). **Sack yards** — 8 vs. San Francisco, 12/31/06 (3.5 vs. Pittsburgh, 1/22/06). **Interceptions** — 1 at Tennessee, 12/25/04 (none). **Interception return yards** — 10 at Tennessee, 12/25/04 (none).

D.J. WILLIAMS' CAREER GAME-BY-GAME

(Victories asterisked)

2004 DENVER (10-6)										
TACKLES										
Date	Opponent	P/S	UT	A	TT	S-Yds.	I-Yds.	PD	FF	FR
Sep 12	vs. Kansas City*	S	7	0	7	0-0	0-0	1	0	0
Sep 19	at Jacksonville	S	2	2	4	1-7	0-0	0	0	0
Sep 26	vs. San Diego*	S	2	3	5	0-0	0-0	0	0	0
Oct 3	at Tampa Bay*	S	8	1	9	0-0	0-0	0	0	0
Oct 10	vs. Carolina*	S	5	1	6	0-0	0-0	0	0	0
Oct 17	at Oakland*	S	5	3	8	0-0	0-0	0	0	0
Oct 25	at Cincinnati	S	4	3	7	0-0	0-0	1	0	0
Oct 31	vs. Atlanta	S	4	3	7	0-0	0-0	1	0	0
Nov 7	vs. Houston*	P	4	2	6	0-0	0-0	1	0	0
Nov 21	at New Orleans*	S	2	1	3	0-0	0-0	0	0	0
Nov 28	vs. Oakland	P	5	2	7	0-0	0-0	1	0	0
Dec 5	at San Diego	S	10	3	13	0-0	0-0	1	0	0
Dec 12	vs. Miami*	S	8	3	11	0-0	0-0	0	0	0
Dec 19	at Kansas City	S	8	1	9	1-6	0-0	0	1	0
Dec 25	at Tennessee*	S	5	2	7	0-0	1-10	3	0	0
Jan 2	vs. Indianapolis*	S	3	2	5	0-0	0-0	0	0	0
Regular Season Totals		16/14	82	32	114	2-13	1-10	9	1	0
Jan 22	at Indianapolis†	S	5	2	7	0-0	0-0	1	0	0
Postseason Totals		1/1	5	2	7	0-0	0-0	1	0	0

†AFC Wild Card Game

2005 DENVER (13-3)										
TACKLES										
Date	Opponent	P/S	UT	A	TT	S-Yds.	I-Yds.	PD	FF	FR
Sep 11	at Miami	S	4	1	5	0-0	0-0	0	0	0
Sep 18	vs. San Diego*	S	4	1	5	0-0	0-0	0	0	0
Sep 26	vs. Kansas City*	S	0	0	0	0-0	0-0	0	0	0
Oct 2	at Jacksonville*	S	1	2	3	0-0	0-0	0	0	0
Oct 9	vs. Washington*	S	2	2	4	0-0	0-0	0	0	0
Oct 16	vs. New England*	S	3	1	4	0-0	0-0	2	0	0
Oct 23	at N.Y. Giants	S	4	2	6	0-0	0-0	0	0	0
Oct 30	vs. Philadelphia*	P	4	1	5	0-0	0-0	1	0	0
Nov 13	at Oakland*	P	4	2	6	0-0	0-0	0	0	0
Nov 20	vs. N.Y. Jets*	S	1	2	3	0-0	0-0	0	0	0
Nov 24	at Dallas*	S	7	3	10	0-0	0-0	0	0	0
Dec 4	at Kansas City	S	4	0	4	0-0	0-0	0	0	0
Dec 11	vs. Baltimore*	S	0	3	3	0-0	0-0	0	0	0
Dec 17	at Buffalo*	S	3	1	4	0-0	0-0	0	1	0
Dec 24	vs. Oakland*	S	0	2	2	0-0	0-0	1	0	0
Dec 31	at San Diego*	S	3	1	4	0-0	0-0	1	0	0
Regular Season Totals		16/14	44	24	68	0-0	0-0	5	1	0
Jan 14	vs. New England* &	S	5	2	7	0-0	0-0	0	0	0
Jan 22	vs. Pittsburgh#	S	5	5	10	0.5-3.5	0-0	0	0	0
Postseason Totals		2/2	10	7	17	0.5-3.5	0-0	0	0	0

&AFC Divisional Playoff Game; #AFC Championship Game

2006 DENVER (9-7)										
TACKLES										
Date	Opponent	P/S	UT	A	TT	S-Yds.	I-Yds.	PD	FF	FR
Sep 10	at St. Louis	S	4	0	4	0-0	0-0	0	0	0
Sep 17	vs. Kansas City*	S	2	2	4	0-0	0-0	0	1	0
Sep 24	at New England*	S	7	3	10	0-0	0-0	2	0	0
Oct 9	vs. Baltimore*	S	3	3	6	0-0	0-0	0	0	0
Oct 15	vs. Oakland*	S	8	1	9	0-0	0-0	0	0	0
Oct 22	at Cleveland*	S	4	2	6	0-0	0-0	0	0	0
Oct 29	vs. Indianapolis	S	4	1	5	0-0	0-0	0	0	0
Nov 5	at Pittsburgh*	S	7	0	7	0-0	0-0	1	0	0
Nov 12	at Oakland*	S	2	1	3	0-0	0-0	0	0	0
Nov 19	vs. San Diego	S	1	0	1	0-0	0-0	0	0	0
Nov 23	at Kansas City	S	5	0	5	0-0	0-0	0	0	0
Dec 3	vs. Seattle	P	3	1	4	0-0	0-0	0	0	0
Dec 10	at San Diego	S	8	1	9	0-0	0-0	0	0	0
Dec 17	at Arizona*	S	3	1	4	0-0	0-0	0	0	0
Dec 24	vs. Cincinnati*	S	0	0	0	0-0	0-0	0	0	0
Dec 31	vs. San Francisco	S	8	1	9	1-8	0-0	0	1	0
Regular Season Totals		16/15	69	17	86	1-8	0-0	3	2	0



2007 DENVER BRONCOS DRAFT CHOICES BY ROUND

Rd.	Choice	Player	Pos.	Ht.	Wt.	School
1	17	Jarvis Moss	DE	6-6	251	Florida
2	56	Tim Crowder	DE	6-4	270	Texas
3	70	Ryan Harris	T	6-5	292	Notre Dame
4	121	Marcus Thomas	DT	6-3	296	Florida


JARVIS MOSS

6-6 • 251 • FLORIDA

BORN: Aug. 3, 1984, in Denton, Texas

HIGH SCHOOL: Ryan High School, Denton, Texas

RESIDES: Denton, Texas

DRAFTED: First Round (17th overall)

DEFENSIVE END
MOSS AT A GLANCE:

- A defensive end who totaled 15 sacks during his final two seasons at the University of Florida.
- Started all 13 games played as a redshirt junior for Florida in 2006, totaling 7.5 sacks and helping the Gators to a victory in the Southeastern Conference Championship Game as well as a win in the BCS national championship game.
- Registered two sacks and one forced fumble in Florida's 41-14 victory against Ohio State in the BCS national championship game during the 2006 season.
- Blocked two fourth-quarter kicks in the Gators' 17-16 win against South Carolina in 2006, including a 48-yard field-goal attempt as time expired, to preserve Florida's national championship hopes and earn SEC Special Teams Player of the Week honors.
- Led Florida with 7.5 sacks in 11 games (0 starts) during the 2005 campaign, a year that marked his first full season of college football.
- Played a total of two games during his first two seasons at Florida due to numerous health problems and overcame a pelvic bone infection that forced him to lose nearly 30 pounds before the start of the 2005 season.
- Chosen as a *Parade* All-American and *USA Today* first-team All-American as a senior at Ryan High School in Denton, Texas.
- Recorded a total of 40 sacks in his final two years at Ryan High School, helping the team to a 30-1 record and two state championship victories during that time.
- Selected by the Broncos in the first round (17th overall) of the 2007 NFL Draft.



2006: Moss started all 13 games played as a redshirt junior, helping Florida to a victory in the Southeastern Conference Championship Game as well as a win in the BCS national championship game. He finished the year with 56 tackles (42 solo) and 7.5 sacks (60 yds.), which marked the second-highest total on the Gators and fifth-best mark in the conference. Moss added 11 tackles-for-losses, four forced fumbles and four pass breakups. He received SEC Player of the Week accolades in consecutive weeks for his defensive efforts against Vanderbilt and his work on special teams against South Carolina. Moss, who was named Florida's Most Outstanding Defensive Lineman following the season, appeared on the preseason watch lists for the Lombardi Trophy (nation's top lineman) and the Ted Hendricks Award (nation's top defensive end). He helped the Gators sweep their three main rivals—Florida State, Georgia and Tennessee—for the second consecutive year, marking the first time that feat had been accomplished in school history. Moss made his first collegiate start in the season opener against Southern Mississippi (9/2) and responded with three solo stops and a quarterback hurry. In a nationally televised prime-time game at Tennessee (9/16), he led all Florida defensive linemen with six tackles and recorded a pair of third-down quarterback pressures. Moss added his first sack of the year against Kentucky (9/23) before recording two quarterback takedowns the following week against Alabama (9/30) as part of a seven-tackle effort. Moss earned the conference's Defensive Lineman of the Week honors after posting seven solo tackles and a sack at Vanderbilt (11/4). The following week, he was named SEC Special Teams Player of the Week in Florida's 17-16 win against South Carolina (11/11). He blocked two fourth-quarter kicks in that game to preserve the Gators' national championship hopes as he batted down an extra-point attempt with 10:49 left to play and then blocked a 48-yard field goal attempt by Ryan Succop as

time expired. Moss, who became the first player in Florida history to block two kicks in the same quarter, also had a career-high eight tackles (5 solo) on defense against South Carolina. At Florida State (11/25), Moss totaled three tackles and one sack in the Gators' regular-season finale. His four tackles, including one for a loss, one pass breakup and one quarterback pressure helped the Gators to a victory against Arkansas (12/2) in the SEC Championship Game. In the BCS national championship game against Ohio State (1/8), Moss played a major role in the Gators' 41-14 victory against the Buckeyes at University of Phoenix Stadium (Glendale, Ariz.). He sacked Ohio State quarterback Troy Smith twice, including one takedown in the second quarter that resulted in a fumble that was recovered by teammate Derrick Harvey deep in Buckeyes territory to set up a touchdown.

2005: Moss played as a reserve defensive end as a redshirt sophomore during Florida's final 11 games (0 starts) of the season, primarily seeing action on third-down situations. He led the Gators and placed fifth in the Southeastern Conference with 7.5 sacks (54 yds.). He also contributed 25 tackles (17 solo), including nine for losses, while posting one forced fumble, one fumble recovery and two passes defended. Moss was held out of the season opener after spending six weeks in the hospital for treatment on a pelvic bone infection. He saw time during the Gators' final defensive series against Tennessee (9/17) and posted his first collegiate sack in the third game of the season at Kentucky (9/24). Three weeks later at Louisiana State (10/15), he became the first Gator since Bobby McCray (10/11/03) to record three sacks in a game with his three takedowns (28 yds.) of JaMarcus Russell that day, including one for a loss of 18 yards. He also recorded the first forced fumble and fumble recovery of his college career against the Tigers. Moss took down Vanderbilt quarterback Jay Cutler (11/5) in Florida's 49-42 overtime win. He matched his previous career-high tackle total with five and added 1.5 sacks in a win over Florida State (11/26).

2004: Moss began his redshirt freshman year playing linebacker during offseason drills before returning to the defensive end position for the Gators. He made one tackle in the season opener against Eastern Michigan (9/11), seeing action for seven plays in what was his only action of the year. He did not play for the remainder of the season due to a pelvic staph infection.

2003: Moss became the second true freshman defensive lineman to play for the Gators since 2000 with his appearance against Florida A&M (9/13), a game in which he made five tackles (4 solo) and one that marked his only action of the season. Moss, who suffered a hernia during preseason drills, re-injured a muscle in his pelvic area against Florida A&M and did not return to play for the rest of the year. He received a medical redshirt for the season because of hip and hernia problems. Before that game against Florida A&M, he was named Scout Team Player of the Week on defense in helping the Gators prepare for their game against Miami (9/7).

HIGH SCHOOL: Moss was a *Parade* All-America selection as well as a *USA Today* first-team All-American as a senior at Ryan High School in Denton, Texas. He was ranked as the top strong side defensive end in the nation, the No. 25 overall prospect in the nation and the No. 1 defensive player in Texas by Rivals.com. Moss received *SuperPrep* All-America honors as a senior and was named to its Elite 50 Team. He earned an invitation to play in the U.S. Army All-American Game in Texas. Moss helped Ryan High School to three consecutive Class 4A state championship games, winning titles as a junior and senior. Ryan High School had a 30-1 record in his two years as a starter. Despite missing seven games due to a pelvic injury as a senior, Moss registered 81 tackles (29 for losses) and 12 sacks. As a junior, he posted 122 tackles (52 for losses) and 28 sacks to help Ryan post the first perfect record (15-0) in school history. Moss totaled 61 tackles and nine sacks during his sophomore season at Ryan High School.

PERSONAL: Moss considered Miami, Texas and Florida State in the recruiting process before deciding on Florida. In 2005, the medical staff at Florida discovered a rare pelvic bone infection that caused Moss to drop nearly 30 pounds. The infection dated back to a preexisting injury from high school and was discovered with a biopsy. It was treated aggressively for a seven-week period with an IV, which Moss had attached to his arm at all times and contained strong antibiotics. Moss majored in sociology at Florida. Jarvis Moss was born on Aug. 3, 1984, in Denton, Texas.

MOSS' COLLEGIATE RECORD — FLORIDA

Year	School	G	S	UT	A	TT	S-Yds.	I-Yds.	PD	FF	FR	TD-Int.	TD-FR	S	Pts.
2003	Florida	1	0	4	1	5	0-0	0-0	0	0	0	0	0	0	0
2004	Florida	1	0	1	0	1	0-0	0-0	0	0	0	0	0	0	0
2005	Florida	11	0	17	8	25	7.5-54	0-0	2	1	1	0	0	0	0
2006	Florida	13	13	42	14	56	7.5-60	0-0	4	4	0	0	0	0	0
CAREER TOTALS		26	13	64	23	87	15-114	0-0	6	5	1	0	0	0	0

ADDITIONAL STATISTICS: Blocked an extra-point attempt and a field-goal attempt vs. South Carolina (11/11/06).

DID YOU KNOW?

By selecting University of Florida defensive linemen Jarvis Moss and Marcus Thomas in the 2007 NFL Draft, the Broncos chose multiple players from the same school in the same draft for the 23rd time in club history since the common NFL Draft began in 1967.



TIM CROWDER

6-4 • 270 • TEXAS

BORN: June 30, 1985, in Tyler, Texas

HIGH SCHOOL: John Tyler High School, Tyler, Texas

RESIDES: Tyler, Texas

DRAFTED: Second Round (56th overall)

96

DEFENSIVE END

CROWDER AT A GLANCE:

- A defensive end who earned first-team All-Big 12 Conference recognition in each of his final two seasons at the University of Texas, where he was a four-year starter.
- Received second-team All-America honors (Walter Camp) in 2006 after leading the Longhorns with 10.5 sacks that ranked 11th on the school's all-time single-season list and were the most by a Texas player since 1984.
- Helped Texas to a BCS national championship win in 2005, starting all 13 games and totaling a team-high 20 quarterback pressures that season.
- Tabbed an honorable mention All-American (Associated Press) as a sophomore in 2004 after leading the Longhorns in sacks (4.5) and quarterback pressures (22).
- Received third-team freshman All-America honors (*The Sporting News*) in 2003.
- Finished his career starting 47 of the 51 games he played at Texas.
- Started for two seasons at John Tyler High School in Tyler, Texas, earning second-team all-state honors following a senior year in which he recorded nine sacks.
- Selected by the Broncos in the second round (56th overall) of the 2007 NFL Draft.



2006: Crowder started all 13 games as a senior for the Longhorns and compiled 59 tackles (39 solo), 10.5 sacks (66 yds.), four forced fumbles, three passes defended and a fumble recovery in the end zone for a touchdown. Crowder, who finished with 20 quarterback pressures and 18 tackles-for-losses, was named a finalist for the Ted Hendricks Award (nation's top defensive end) and received second-team All-America honors from the Walter Camp Football Foundation. The consensus first-team All-Big 12 Conference selection's 10.5 sacks ranked 11th on Texas' all-time single-season list and were the most by a Longhorn since Tony Degrate's 12 sacks in 1984. Crowder's 18 tackles-for-losses also were the 13th-highest single-season total by a Texas player in school history. Named Texas' Most Consistent Defensive Player and voted captain by his teammates, he helped Texas give up the third-fewest rushing yards (61.2 ypg.) in the country and the second fewest for a season in school history. Crowder opened the year with four tackles against North Texas (9/2), helping to limit the Mean Green to just eight rushing yards. He registered a sack against top-ranked Ohio State (9/9) before scoring his first collegiate touchdown when he forced and recovered a fumble in the end zone at Rice (9/16). He recorded seven tackles, including two sacks, against Iowa State (9/23) to earn Big 12 Defensive Player of the Week honors. Crowder added three sacks, seven tackles and two forced fumbles, one of which was returned for a touchdown, vs. Baylor (10/14). He had two sacks and forced a fumble at Nebraska (10/21). In the Alamo Bowl against Iowa (12/30), Crowder recorded three pressures and two solo tackles.

2005: Crowder started all 13 games on the Longhorns' BCS national championship team, and the junior received first-team All-Big 12 Conference honors after leading Texas with 20 quarterback pressures. Crowder finished the year with 50 tackles (31 solo), three sacks (20 yds.), two pass breakups, one interception and one forced fumble. He was a key member of a defense that ranked 10th nationally in yards allowed (302.9 ypg.) and eighth in scoring defense (16.4 ppg.). He notched seven tackles, including two sacks and four stops for losses, in Texas' victory at No. 4 Ohio State (9/10). Crowder made eight tackles, forced a fumble and recorded three quarterback pressures at Missouri (10/1). He added three tackles and a sack to go along with an interception against Texas Tech (10/22). In the Longhorns' Big 12 Championship Game victory against Colorado (12/3), Crowder posted one tackle. He contributed four tackles in Texas' 41-38 win against Southern California (1/4) in the BCS national championship game played at the Rose Bowl in Pasadena, Calif.

2004: Crowder started all 12 games as a sophomore and totaled 47 tackles (27 solo), a team-high 4.5 sacks (28 yds.), one fumble recovery, one forced fumble and three passes defended as an honorable mention All-American (Associated Press). His 22 quarterback pressures also led the Longhorns. He recorded five tackles and three pressures at Arkansas (9/11) and added three tackles and two pressures against Rice (9/25). He compiled four pressures and four tackles against No. 2 Oklahoma (10/9). He registered four tackles, including one for a loss, at Colorado (10/30). Crowder posted five tackles and a career-high three sacks against No. 19 Oklahoma

State (11/6) before setting a career high with nine tackles, including one sack, against No. 22 Texas A&M (11/26). He registered two tackles and a pass breakup in a win against No. 13 Michigan in the Rose Bowl (1/1).

2003: Crowder played all 13 games (9 starts) as a true freshman and earned third-team freshman All-America honors from *The Sporting News*, finishing the year with 35 tackles (21 solo), one sack, one interception, 14 pressures, five pass breakups and two forced fumbles. He started Texas' final nine games of the year after a season-ending injury to Bryan Pickryl. He started the first game of his career against No. 16 Kansas State (10/4) and recorded three solo tackles and two pressures. Crowder contributed four tackles and a pass defended against No. 1 Oklahoma (10/11) and registered five tackles and a forced fumble against No. 12 Nebraska (11/1). He posted the first sack of his career and second forced fumble to go along with three tackles and two pass breakups at Texas A&M (11/28). Crowder added the first interception of his career and a season-high six tackles against No. 15 Washington State (12/30) in the Holiday Bowl.

HIGH SCHOOL: Crowder was a three-year letterwinner and two-year starter who primarily played defensive end at John Tyler High School in Tyler, Texas. He totaled 127 tackles, 22 tackles-for-losses and 14 sacks during his final two seasons. As a senior, Crowder earned second-team all-state (Class 5A) and all-district honors after posting 55 tackles, 12 tackles-for-losses, nine sacks and a forced fumble. Crowder earned honorable mention all-district accolades as a junior after registering 72 tackles (26 solo), 10 tackles-for-losses and five sacks. He saw limited action at tight end as a sophomore in 2001 and moved up to the varsity for the team's run to the 5A Division II Championship game during his sophomore year.

PERSONAL: Crowder earned three letters in baseball as a pitcher and first baseman at Tyler High School. He received all-district honors after posting a better than .400 batting average as a senior while also tossing a one-hitter as a pitcher. A liberal arts major at Texas, Crowder was active in the University of Texas' community service program as well as in his hometown of Tyler, Texas. Timothy C. Crowder was born on June 30, 1985, in Tyler, Texas.

CROWDER'S COLLEGIATE RECORD — TEXAS

Year	School	G	S	UT	A	TT	S-Yds.	I-Yds.	PD	FF	FR	TD-Int.	TD-FR	S	Pts.
2003	Texas	13	9	21	14	35	1-6	1-0	5	2	0	0	0	0	0
2004	Texas	12	12	27	20	47	4.5-28	0-0	3	1	1	0	0	0	0
2005	Texas	13	13	31	19	50	3-20	1-0	2	1	0	0	0	0	0
2006	Texas	13	13	39	20	59	10.5-66	0-0	3	4	1	0	1	0	6
CAREER TOTALS		51	47	118	73	191	19-120	2-0	13	8	2	0	1	0	6



RYAN HARRIS

6-5 • 292 • NOTRE DAME

BORN: March 11, 1985, in Minneapolis

HIGH SCHOOL: Cretin-Derham Hall High School, St. Paul, Minn.

RESIDES: St. Paul, Minn.

DRAFTED: Third Round (70th overall)

74

TACKLE

HARRIS AT A GLANCE:

- A tackle who was a four-year starter at the University of Notre Dame, starting 45 consecutive games to conclude his collegiate career.
- Started his final 37 career games played at left tackle after competing as a right tackle during his freshman season at Notre Dame.
- Named Notre Dame's top offensive lineman following his senior and sophomore seasons.
- Protected the blindside of Fighting Irish passer Brady Quinn for his final three years as the quarterback finished his career setting 36 school records.
- Credited with 74 key blocks/knockdowns as a 13-game starter for Notre Dame as a senior in 2006, helping the Fighting Irish earn a berth in the Sugar Bowl.
- Blocked for Darius Walker as a junior in 2005 as the Notre Dame running back posted seven 100-yard rushing games that season.
- Became just the third true freshman to start along the offensive line in Notre Dame history during the 2003 campaign as an eight-game starter that season.
- Received first-team All-America honors from *USA Today* as a senior at Cretin-Derham Hall High School in St. Paul, Minn.
- Selected by the Broncos in the third round (70th overall) of the 2007 NFL Draft.



2006: As a senior, Harris started all 13 games at left tackle and helped the Fighting Irish reach the Sugar Bowl behind an offense that averaged 31.0 points per game and 389.8 yards per game. Harris, who helped the Fighting Irish average 125.7 rushing yards per game, received Notre Dame's offensive lineman of the year award (Westwood One/Guardian Life Insurance Guardian of the Year Award). He was credited with 74 key blocks/knockdowns, including nine touchdown-resulting blocks. Harris was a key factor in running back Darius Walker eclipsing 100 rushing yards six times during the season en route to becoming the fourth Irish rusher to post back-to-back 1,000-yard seasons. Harris' blocking also helped Notre Dame's offense eclipse 30 points in eight games and post six 400-yard outings. Notre Dame's offense compiled 204 rushing yards against Stanford (10/7) before totaling 221 yards on the ground against Army (11/18).

2005: Harris started all 12 games at left tackle as a junior to help Notre Dame running back Darius Walker total seven 100-yard games en route to 1,196 rushing yards. The Fighting Irish offense averaged 36.7 points and 477.3 yards per game, including 147.1 rushing yards. Harris was credited with 67 knockdown blocks for the season. At Washington (9/24), Notre Dame's offensive line helped the team total 560 yards. Harris was a significant contributor to the offense not yielding a sack at Purdue (10/1) as the Irish compiled 49 points and 621 total yards (158 rushing yards). Against Southern California (10/15), the Irish produced 31 points (most by a Trojans foe since 2003), 417 total yards (153 rushing) and 28 first downs while controlling the ball for 38:40. Harris helped Notre Dame's offense to a big day against Tennessee's highly regarded defense (11/5) as the Fighting Irish produced 27 points and 343 yards. Harris contributed to Notre Dame's offense racking up 663 yards (231 rushing) and five touchdowns in a win at Stanford (11/26).

2004: The winner of the Westwood One/Guardian Life Insurance Guardian of the Year Award as Notre Dame's top offensive lineman, Harris started all 12 games at left tackle during his sophomore year. He was credited with 63 knockdown blocks. Harris opened holes for Darius Walker's 115-yard rushing performance in a win against Michigan (9/11) and protected Notre Dame quarterback Brady Quinn as he threw four touchdowns against Washington (9/25). Harris was a major factor in Notre Dame rushing for 195 yards at No. 1 USC (11/27), the most rushing yards allowed by the Trojans in two years.

2003: Harris became only the third true freshman in Notre Dame history to start along its offensive line as he started the final eight games of the season at right tackle. Harris was recognized as a freshman All-American by Rivals.com and was tabbed a second-team freshman All-American by *The Sporting News*. The Irish averaged 219.0 rushing yards in the eight games Harris started. He made his first career appearance at Pittsburgh (10/11) when Dan Stevenson moved to right guard and helped Julius Jones rush for a school-record 262 yards. Harris contributed to Jones rushing for 221 yards against Navy (11/8) and 218 against Stanford (11/29), marking the first time a Notre Dame player rushed for at least 200 yards in a game three times in a single season. Jones gained 1,062 of his 1,214 rushing yards (87.5%) with Harris in the lineup.

HIGH SCHOOL: Harris was a *USA Today* first-team All-American as a senior at Cretin-Derham Hall High School in St. Paul, Minn. He ranked second on the *Detroit Free Press*' 20-player "Best of the Midwest" squad and was rated 51st on ESPN's list of the nation's top 100 players. A three-year starter on both the offensive and defensive lines who helped his team go 10-2 in 2002 and reach the state quarterfinals, Harris also was named to the 10-member Super Prep team by the *Minneapolis Star-Tribune*. He was an all-state and all-metro selection in both 2001 and 2002 as he did not allow a sack in either of his final two seasons. He made 46 tackles and recorded 11 sacks as a senior in 2002 as a defensive tackle. Harris played in the prestigious U.S. Army All-American game in San Antonio.

PERSONAL: Harris' high school, Cretin-Derham Hall, is renowned for producing quality athletes, including quarterbacks Chris Weinke and Steve Walsh as well as baseball players Joe Mauer and Paul Molitor. Harris earned two varsity letters in wrestling and was an all-conference selection in the sport in high school. As a senior at Cretin-Derham Hall, he was a member of the National Honor Society and Junior ROTC while serving as student council co-president. He was a part of St. Paul Mayor Randy Kelly's Youth Advisory Board. He chose to attend Notre Dame after considering Michigan, Miami and Southern California in the recruiting process. Harris was featured in August 2003 on MTV's "True Life" series with his episode (I Want the Perfect Body) focusing on his efforts to gain weight over the summer so he could play as a true freshman at Notre Dame. Harris' father, Kevin, played football at Wisconsin-Stout. Harris, who is a devout Muslim, majored in political science and economics at Notre Dame. He has aspirations to pursue politics after his playing career concludes. Ryan Emerson Wilcox Harris was born on March 11, 1985, in Minneapolis.

HARRIS' COLLEGIATE RECORD — NOTRE DAME

Year	School	G	S
2003	Notre Dame	8	8
2004	Notre Dame	12	12
2005	Notre Dame	12	12
2006	Notre Dame	13	13
CAREER TOTALS		45	45



MARCUS THOMAS

6-3 • 296 • FLORIDA

BORN: Sept. 23, 1985, in Yokosuka, Japan

HIGH SCHOOL: Mandarin High School, Jacksonville, Fla.

RESIDES: Jacksonville, Fla.

DRAFTED: Fourth Round (121st overall)

DEFENSIVE TACKLE

77



THOMAS AT A GLANCE:

- A defensive tackle who started 30 career games during four seasons at the University of Florida, including consecutive 12-start campaigns from 2004-05.
- Received preseason All-America and All-Southeastern Conference honors as a senior in 2006 while appearing on the watch lists for several major college football defensive awards.
- Earned honorable mention All-SEC recognition as a junior in 2005 after tying for second on the Gators with four sacks and adding 45 tackles (22 solo), including 10.5 tackles-for-losses.
- Blocked two kicks (extra point and field goal) that were returned for scores in 2005.
- Registered at least four sacks in each of his final three seasons at Florida, including a career-best 4.5 sacks in 2004 and four sacks during a 2006 campaign in which he played only five games.
- Named to the *Knoxville News Sentinel's* All-Freshman Team in 2003 as the first true freshman to start along the Gators' defensive line since 1992.
- Tabbed an All-American (*SuperPrep*) as a senior at Mandarin High School in Jacksonville, Fla., recording 30 sacks during his final prep campaign.
- Selected by the Broncos in the fourth round (121st overall) of the 2007 NFL Draft.



2006: Thomas played five games (4 starts) during his senior year at Florida, totaling four sacks (31 yds.), 26 tackles (13 solo) and one pass breakup. He was a preseason All-America and All-Southeastern Conference choice while appearing on the watch lists for the Bednarik Award, Lombardi Award and Outland Trophy. The defensive tackle also was a member of Head Coach Urban Meyer's leadership committee. Thomas made his season debut against Central Florida (9/9) and registered two sacks (15 yds.) and four tackles (3 solo) in that contest. In Florida's win at Tennessee (9/16), he registered three solo tackles and added a sack. He had eight tackles (4 solo) and recorded a pass breakup against Louisiana State (10/7). Thomas was credited with a career-high 10 tackles (5 solo), including two assisted sacks, at Auburn (10/14). His first assisted sack against the Tigers came in the first quarter on third down, forcing Auburn to punt.

2005: Thomas was an honorable mention All-Southeastern Conference choice as a junior, starting all 12 games for the Gators and tying for second on the team with four sacks (20 yds.). Thomas also had 45 tackles (22 solo), 10.5 tackles-for-losses, two forced fumbles, one pass breakup and two blocked kicks on special teams (extra point and field goal) that resulted in Florida scores. The defensive tackle played a key role in Florida sweeping all three of its main rivals—Florida State, Georgia and Tennessee—in the same season for the first time since 1996 and helped the school to a victory in the Outback Bowl against Iowa. Against Tennessee (9/17), Thomas contributed a pair of tackles for losses in the second quarter. He contributed six tackles (3 solo), including three stops for losses and a 7-yard sack, at Alabama (10/1). Thomas posted a season-high nine tackles and forced a fumble that led to a turnover at Louisiana State (10/15). He contributed six stops (4 solo) against Georgia (10/29) in Jacksonville, Fla. He posted six tackles (4 solo) and a pair of sacks (10 yds.) at South Carolina (11/12). He also blocked an extra point attempt against the Gamecocks that was returned by defensive back Dee Webb for a defensive extra point. Against Florida State (11/26), Thomas added four tackles (3 solo) and blocked a 44-yard field goal attempt in the second quarter of the Gators' 34-7 win against the Seminoles. The ball was recovered by cornerback Reggie Lewis, who returned it 52 yards for a touchdown. In Florida's Outback Bowl win against Iowa (1/2), Thomas had one sack and four tackles.

2004: Thomas started all 12 games as a sophomore at Florida and tied for the team lead with 4.5 sacks (25 yds.). His 39 tackles (28 solo) tied for the most among Gators defensive tackles while he led that position with 644 snaps. Thomas also had 8.5 tackles-for-losses for Florida, which earned a berth in the Peach Bowl. Thomas led Florida's defensive linemen with five tackles against Louisiana State (10/9) before matching his season high with seven tackles against Middle Tennessee State (10/16). He also recorded his first sack of the season against the Blue Raiders. He totaled two sacks as part of his six-tackle outing at Vanderbilt (11/6). In the regular-season finale at Florida State (11/20), Thomas recorded a sack to help the Gators upset the Seminoles in Tallahassee, Fla. Against Miami (12/31) in the Peach Bowl, he contributed a pair of solo tackles.

2003: Thomas played 12 games (2 starts) at nose tackle, becoming the first true freshman to start on Florida's defensive line since 1992 (Johnnie Church and David Barnard). Thomas also was the first Florida true freshman to see action on the team's defensive front since 2000 and was named to the *Knoxville News-Sentinel's* All-Freshman Team. He contributed a career-high 47 tackles (30 solo) for the year, including 1.5 sacks (9 yds.) and 3.5 tackles-for-losses. Thomas recorded 20 of his tackles during Florida's final three games of the year (South Carolina, Florida State and Iowa). Despite logging just 26 plays against San Jose State (8/30) in his college debut, Thomas placed second on the team with a defensive line-leading five tackles. He tied for the lead among Gators defensive linemen with five tackles against Florida A&M (9/13). Thomas collected five tackles, including an assisted sack, against Vanderbilt (11/8) before posting a stop on a two-point conversion to preserve a win at South Carolina (11/15). He recorded a season-high nine tackles, including a sack and another stop behind the line of scrimmage, against Florida State (11/29). In the Outback Bowl against Iowa (1/1), he led the Gators' defensive line with seven tackles.

HIGH SCHOOL: Thomas was a *SuperPrep* All-American as a senior at Mandarin High School in Jacksonville, Fla. He was considered among the state's top two defensive linemen by that publication as well as being rated the sixth-best defensive tackle in the country and the top defensive lineman in the state of Florida by Rivals.com. He added first-team Class 6A all-state honors as a senior. He led Mandarin with 30 sacks as a senior, a total that was two shy of the state single-season record. Thomas also played sparingly at fullback during his senior season and had a 100-yard rushing performance. He added 80 tackles and 15 sacks as a junior.

PERSONAL: Thomas was one of the most athletic players eligible for the 2007 NFL Draft and can do a standing backflip, which he learned as a youth participating in gymnastics. At the NFL Scouting Combine, Thomas bench pressed 225 pounds 27 times. He was born in Yokosuka, Japan. He chose Florida over Florida State and Miami in the recruiting process. His high school coach, Richard Burnowski, also serves as his agent. Thomas majored in anthropology at Florida. Marcus Thomas was born on Sept. 23, 1985.

THOMAS' COLLEGIATE RECORD — FLORIDA

Year	School	G	S	UT	A	TT	S-Yds.	I-Yds.	PD	FF	FR	TD-Int.	TD-FR	S	Pts.
2003	Florida	12	2	30	17	47	1.5-9	0-0	0	0	0	0	0	0	0
2004	Florida	12	12	28	11	39	4.5-25	0-0	0	0	0	0	0	0	0
2005	Florida	12	12	22	23	45	4-20	0-0	1	2	0	0	0	0	0
2006	Florida	5	4	13	13	26	4-31	0-0	1	0	0	0	0	0	0
CAREER TOTALS		41	30	93	64	157	14-85	0-0	2	2	0	0	0	0	0

ADDITIONAL STATISTICS: Blocked an extra-point attempt at South Carolina (11/12/05). Blocked a 44-yard field-goal attempt vs. Florida State (11/26/05).

ROOKIE AND FIRST-YEAR PLAYERS




MARK FENTON
6-4 • 295 • COLORADO
BORN: Nov. 14, 1983, in Hawthorne, Calif.
HIGH SCHOOL: Westchester High School, Los Angeles
ACQUIRED: College Free Agent, 2007

65

GUARD

Mark Fenton is a rookie guard from the University of Colorado who joined the Broncos as a college free agent on May 7. He played 42 career games (31 starts) in four seasons as a center at Colorado, appearing in six games (5 starts) for the Buffaloes in 2006 and earning honorable mention All-Big 12 Conference honors from the Associated Press that year. He was limited in action during his senior season due to a fractured left fibula suffered in the fourth game of the year at Georgia (9/23/06). He began his final season in Boulder, Colo., on the watch lists for the Lombardi Trophy, Outland Trophy and Dave Rimington Award. Fenton was one of six finalists for the Rimington Award (nation's best center) as a junior in 2005, a year in which he received first-team All-Big 12 recognition from the conference's coaches. That season, he played a team-high 799 snaps from scrimmage as a 13-game starter. Fenton also logged 13 starts during his sophomore campaign at Colorado. At Westchester High School in Los Angeles, Fenton earned All-Southern California, all-district, All-South Bay area, All-West side (*Los Angeles Times*) and All-Western Conference honors. In addition to center, he played defensive tackle at Westchester and totaled 35 tackles (20 solo), eight tackles-for-losses and five sacks as a senior. He played in the prestigious California-Florida high school all-star game. He graduated from Colorado with a bachelor's degree in political science. Mark Fenton was born on Nov. 14, 1983, in Hawthorne, Calif.




DARRELL HACKNEY
6-0 • 240 • ALABAMA-BIRMINGHAM
BORN: Aug. 7, 1983, in Atlanta
HIGH SCHOOL: Douglass High School, Atlanta
ACQUIRED: Free Agent, 2007

4

QUARTERBACK

Darrell Hackney is a first-year quarterback who joined the Broncos as a future-contract signer on Jan. 2. He spent his rookie season in 2006 out of football after Cleveland waived him on Sept. 2. Hackney, who entered the NFL with Cleveland as a college free agent on May 5, 2006, finished his collegiate career at the University of Alabama-Birmingham as the school's all-time leader in career passing yards (9,886). Regarded as having one of the strongest arms among players eligible for the 2006 NFL Draft, Hackney played 41 career games (38 starts) at UAB, completing 694-of-1,246 (55.7%) passes for 9,886 yards with 71 touchdowns and 33 interceptions. Hackney earned first-team All-Conference USA recognition as a senior in 2005 after leading the conference in passer rating (144.5) and total offense (298.6 ypg). He threw for the highest passing yardage total in Conference USA (3,070) as a junior in 2004 and tied for first in the conference with 26 touchdown passes. His 95-yard touchdown pass to Roddy White in a win over Cincinnati as a sophomore in 2003 marked the second-longest pass play in Conference USA history. Hackney was tabbed Conference USA Freshman-of-the-Year by *The Sporting News* in 2002 after redshirting as a true freshman. At Douglass High School in Atlanta, Hackney passed for more than 4,000 yards and 50 touchdowns in three seasons. He was an honorable mention all-state selection (*Atlanta Journal Constitution*) as a junior and senior while also being named Atlanta City Quarterback of the Year following his final prep campaign. Hackney majored in communication studies at Alabama-Birmingham. Darrell Hackney was born on Aug. 7, 1983, in Atlanta.



ANDRE HALL
5-10 • 205 • SOUTH FLORIDA
BORN: Aug. 20, 1982, in St. Petersburg, Fla.
HIGH SCHOOL: Dixie Hollins High School, St. Petersburg, Fla.
ACQUIRED: Free Agent, 2006

23

RUNNING BACK

Andre Hall is a first-year running back who joined the Broncos on Nov. 13 as a free agent and spent the final seven weeks of the 2006 season on the club's practice squad. He entered the NFL as a college free agent with Tampa Bay on May 1, 2006, but was waived on July 21 of that year. Chicago signed him on Aug. 3, 2006, but waived him on Sept. 1, 2006. Hall completed his two-year collegiate career as the University of South Florida's all-time leading rusher with 2,731 yards on 480 carries (5.7 avg.) with 24 touchdowns. He also caught 44 career passes for 470 yards (10.7 avg.) with three scores while returning 16 kickoffs for 332 yards (20.8). He eclipsed the 100-yard rushing mark 12 times in 23 career games, including three 200-yard outings, and was chosen as a first-team All-Big East Conference selection in 2005. That year, he set USF single-season records for rushing yards (1,374) and rushing touchdowns (13). Before attending South Florida, Hall played for Georgia Military Academy and was a two-time National Junior College Athletic Association All-American who was tabbed the nation's top JUCO running back recruit by Rivals.com. Hall enjoyed a standout high school career at Dixie Hollins High School in St. Petersburg, Fla., leading Pinellas County in rushing with 1,742 yards and 26 touchdowns on 227 carries (7.7 avg.) in 2000, his only season of high school football. He also participated in wrestling and track in high school. He is the son of Carol Barthel and Captain Hall, who was an army engineer in World War II. Hall is the youngest of nine children and enjoys playing chess, once defeating Pro Football Hall of Fame running back Jim Brown in a match. A liberal arts major at USF, Andre Hall was born on Aug. 20, 1982, in St. Petersburg, Fla.

DID YOU KNOW?

The Broncos own a 13-8 record (.619) when facing a team coming off its bye week since the 1990 season when the bye was first introduced by the NFL. Under Head Coach Mike Shanahan (1995-Pres.), Denver is 9-5 (.643) in those contests.

Denver will play consecutive games against teams coming off their bye weeks in 2007 against Pittsburgh on Oct. 21 and Green Bay on Oct. 29.



STEVEN HARRIS

6-5 • 285 • FLORIDA

BORN: Aug. 14, 1984, in Homestead, Fla.

HIGH SCHOOL: Coral Gables High School, Coral Gables, Fla.

ACQUIRED: College Free Agent, 2007

68

DEFENSIVE TACKLE

Steven Harris is a rookie defensive tackle from the University of Florida who joined the Broncos as a college free agent on May 2. He helped Florida win the Southeastern Conference championship and BCS national championship in 2006, appearing in 13 games (5 starts) and totaling 14 tackles (6 solo), 1.5 sacks and two passes defended. Following the season, he received the James Kynes Award as the Gators' most outstanding lineman. Harris played 47 career games (19 starts) in four seasons at Florida, totaling 64 tackles (38 solo), 14.5 tackles-for-losses, six sacks and four pass breakups while playing both defensive tackle and defensive end. In the 2006 regular-season finale against Florida State, Harris had season highs in tackles (4) and tackles-for-losses (2.5) in addition to notching his first full sack (7 yds.) of the year. In the SEC Championship Game against Arkansas, he posted three tackles (2 solo). Harris started all 12 games at defensive end for Florida in 2005 and totaled 17 tackles (12 solo), 1.5 sacks and one pass defended. He saw the second-most playing time (468 plays) among UF defensive ends in 2004. Harris was a three-year letterman and one-year captain as a defensive end at Coral Gables High School in Coral Gables, Fla., where he was a teammate of 49ers running back Frank Gore. Harris did not start playing football until his sophomore year of high school. He has seven siblings. Harris, who majored in recreation programming at Florida, was born on Aug. 14, 1984, in Homestead, Fla.



KEVIN McALMONT

6-1 • 320 • WESTERN CAROLINA

BORN: July 24, 1984, in Union City, Ga.

HIGH SCHOOL: Creekside High School, Union City, Ga.

ACQUIRED: Free Agent, 2007

72

GUARD

Kevin McAlmont is a first-year guard who joined the Broncos as a future-contract signee on Jan. 2. He spent his rookie season out of football after he was waived by the New York Giants on Sept. 2, 2006. McAlmont entered the NFL as a college free agent with the Giants on June 6, 2006, after playing 38 career games (29 starts) at Western Carolina University. He spent the spring of 2007 gaining experience in NFL Europa, where he competed on the Amsterdam Admirals' practice squad before he was signed to the Berlin Thunder's active roster on June 7. At Western Carolina, he was chosen as a second-team All-Southern Conference selection in 2005 after starting all eight games that he played. McAlmont began his collegiate career at defensive tackle before moving to the offensive line two games into his sophomore year. He started a career-high 11 games for Western Carolina as a junior in 2004. McAlmont also competed on the track and field team at WCU, finishing fourth in the weight throw in the SoCon Indoor Track & Field Championships. He attended Creekside High School in Union City, Ga., where he was an All-South Metro Atlanta selection and a member of the National Honor Society. McAlmont was born on July 24, 1984, in Union City, Ga.



MARQUAY MCDANIEL

5-10 • 205 • HAMPTON

BORN: April 20, 1984, in Virginia Beach, Va.

HIGH SCHOOL: Salem High School, Virginia Beach, Va.

ACQUIRED: College Free Agent, 2007

16

Marquay McDaniel is a rookie wide receiver from Hampton University who joined the Broncos as a college free agent on May 2. A three-time All-Mid-Eastern Athletic Conference selection, McDaniel posted 151 career receptions that marked the second-highest total in Hampton history in 46 games (31 starts). He set a school career record with 22 touchdown receptions while his 2,026 career receiving yards (13.4 avg.) marked the fifth-highest total in Hampton annals. He also set a Hampton career record with 1,907 yards on 144 punt returns (13.2 avg.), including two that he returned for touchdowns, and finished his career with

4,109 all-purpose yards and 25 total scores. He set Hampton single-season records for receptions (59) and touchdown catches (14) as a second-team all-conference choice during his senior season in 2006. He led the Pirates in receptions (42), receiving yards (637) and receiving touchdowns (6) as a junior in 2005, earning second-team All-MEAC honors. That year, he ranked 12th in the nation and second in the MEAC with a 14.6-yard average on 49 punt returns. In 2004, McDaniel received first-team All-MEAC honors after he led the conference and ranked third in the nation in punt return average (16.9 yds.), returning 26 punts for 440 yards with two touchdowns. McDaniel received all-region, all-district and all-Tidewater recognition as a receiver, defensive back and kick returner at Salem High School in Virginia Beach, Va. His receiving skills earned him all-state honors as a senior. He majored in business management at Hampton. Marquay McDaniel was born on April 20, 1984, in Virginia Beach, Va.



BRANDON PACE

5-10 • 194 • VIRGINIA TECH

BORN: Nov. 11, 1983, in Virginia Beach, Va.

HIGH SCHOOL: Floyd E. Kellam High School, Virginia Beach, Va.

ACQUIRED: College Free Agent, 2007

2

KICKER

Brandon Pace is a rookie kicker from Virginia Tech University who joined the Broncos as a college free agent on May 7. Pace was a semifinalist for the Lou Groza Award (nation's top kicker) and received All-Atlantic Coast Conference recognition during each of his final three seasons with the Hokies. A former walk-on, Pace finished his collegiate career ranked third in Virginia Tech history in career scoring (310 pts.) and set an ACC record for career field goal accuracy (58-of-68 / .853) in 51 games played. He collected 92 points on 18 successful field goals and 37-of-39 extra points in 2006 for Virginia Tech to earn second-team All-Atlantic Coast Conference honors. Pace began his senior year rated the No. 13 kicker in the nation by *The Sporting News*. His two-year streak of 22 consecutive field goals made from 2005-06 marked the second longest in ACC history and the longest in school annals. In 2005, Pace set a school single-season record by scoring 108 points. During his career at Virginia Tech, he converted 14-of-16 (87.5%) field goal attempts of at least 40 yards. Pace earned four letters in football at Floyd E. Kellam High School in Virginia Beach, Va., where he became the school's all-time leading scorer. He booted a school-record 18 successful field goals at Kellam and also lettered in wrestling during his freshman and sophomore years. He majored in health, physical education and recreation at Virginia Tech. Brandon Kyle Pace was born on Nov. 11, 1983, in Virginia Beach, Va.



RODERICK ROGERS

6-2 • 187 • WISCONSIN

BORN: Sept. 7, 1984, in Stone Mountain, Ga.

HIGH SCHOOL: Stephenson High School, Stone Mountain, Ga.

ACQUIRED: College Free Agent, 2007

43

SAFETY

Roderick Rogers is a rookie safety from the University of Wisconsin who joined the Broncos as a college free agent on May 2. He spent three years as a starter for Wisconsin, where he played 42 career games (26 starts), compiling 99 tackles (66 solo), five interceptions (138 yds.), 21 passes defended and one fumble recovery. He received second-team All-Big Ten Conference honors in each of his final two seasons at Wisconsin. As a senior in 2006, Rogers started all 13 games and registered 36 tackles to go along with two interceptions. Rogers entered his final campaign at Wisconsin rated the No. 6 free safety in the country by *The Sporting News* and appeared on the watch list for the Lott Trophy. He tied for fourth on the Badgers with 56 tackles (38 solo) while adding one fumble recovery, a career-high three interceptions and 14 passes defended as a 13-game starter in 2005. He registered 94 yards on his three interception returns, including an 84-yard touchdown return against Purdue that was the fifth longest in school history. Rogers was listed among the top safeties in the country by many publications at Stephenson High School in Stone Mountain, Ga. A two-year captain, Rogers posted 261 tackles, 13 interceptions, four forced fumbles and three fumble recoveries during his prep career. Rogers also lettered in track and wrestling in high school and was a two-time honor roll student. He majored in African-American studies at Wisconsin. Roderick Rogers was born on Sept. 7, 1984, in Stone Mountain, Ga.


**CAMERON
VAUGHN**

(1)

6-4 • 241 • LOUISIANA STATE
BORN: Feb. 27, 1984, in Terrytown, La.

HIGH SCHOOL: Archbishop Shaw High School, Marrero, La.

ACQUIRED: College Free Agent, 2006

59

LINEBACKER

Cameron Vaughn is a first-year linebacker who joined the Broncos as a college free agent on May 3, 2006, and spent his rookie season on Denver's practice squad. During the preseason in 2006, Vaughn ranked third on the Broncos with 13 tackles (7 solo). He was a three-year starter at Louisiana State University, where he played 52 career games (33 starts) and totaled 239 tackles (121 solo) along with seven sacks (44 yds.). Vaughn started at weakside linebacker as a sophomore and junior before moving to middle linebacker as a senior for the Tigers. In his first year as a starter at middle linebacker in 2005, Vaughn led the Tigers with 83 tackles (46 solo) and added 6.5 tackles-for-losses with one sack as a 13-game starter. He worked as LSU's starting weakside linebacker as a sophomore and junior, posting 55 tackles in 2003 and 63 tackles in 2004. He recorded six starts during LSU's 2003 season that saw the school capture a share of the national championship (BCS). The linebacker also earned a spot on the SEC Academic Honor Roll following the 2003 campaign. Vaughn was voted to the SEC All-Freshman Team in 2002 by the league's coaches as the only LSU true freshman to play every game, finishing the year with 38 tackles. Rated the No. 9 linebacker in the nation by Rivals.com at Archbishop Shaw High School in Marrero, La., Vaughn was a Class 5A second-team all-state choice and district MVP as a senior. He majored in kinesiology at LSU. Cameron Jude Vaughn was born Feb. 27, 1984, in Terrytown, La.


**SELVIN
YOUNG**
5-11 • 207 • TEXAS
BORN: Oct. 1, 1983, in Houston

HIGH SCHOOL: Jersey Village High School, Jersey Village, Texas

ACQUIRED: College Free Agent, 2007


35

RUNNING BACK

Selvin Young is a rookie running back from the University of Texas who joined the Broncos as a college free agent on May 2. At Texas, Young played 49 career games (16 starts) and finished his career ranked 19th on the school's all-time rushing list with 1,713 yards and 25 touchdowns on 365 carries (4.7 avg.). Young totaled 43 career kickoff returns for 994 yards (23.1 avg.) with one touchdown for the Longhorns while adding eight punt returns for 139 yards (17.4 avg.) with two touchdowns, which tied for the most by a player in school history. His three total return scores equaled the school's career standard. Young finished his collegiate career with 3,060 all-purpose yards and was an honorable mention All-Big 12 Conference selection in 2006. In helping the Longhorns secure the BCS national championship in 2005, Young registered 96 carries for 461 yards (4.8 avg.) with eight touchdowns. In Texas' Rose Bowl victory against Southern California that clinched the national title, Young's block cleared the way for quarterback Vince Young's game-winning touchdown run. Young missed most of the 2004 season as a junior after suffering a broken right ankle returning a kickoff at Arkansas, and he was granted a medical redshirt. In 2003, he became the first player in Longhorns history to return both a punt and a kickoff for a touchdown in the same game (New Mexico State). At Jersey Village High School in Jersey Village, Texas, Young was a three-year starter and captured third-team Class 5A all-state honors. Selvin Young and Vince Young, a quarterback for the Tennessee Titans, are good friends. A two-year honor roll student in high school, Young graduated from Texas in December 2006 with a bachelor's degree in liberal arts. Selvin Young was born on Oct. 1, 1983, in Houston.

DID YOU KNOW?

The Broncos have faced a team with a 6-0 or better record in the regular season only three times in franchise history. Denver lost to the 6-0 Colts by a 34-31 margin on Oct. 29, 2006, defeated the 6-0 Chargers with a 20-15 victory on Oct. 23, 1994, and lost to the 7-0 Chargers by a 37-0 decision on Oct. 29, 1961.



2006 FINAL REGULAR SEASON STATISTICS (9-7)

Date	W-L	Score	Opponent	Attendance	RUSHING	No.	Yds	Avg	Long	TD
Sept 10	L	10-18	at St. Louis	65,577	T. Bell	233	1025	4.4	51	2
Sept 17	W	9-6	Kansas City (OT)	76,786	M. Bell	157	677	4.3	48	8
Sept 24	W	17-7	at New England	68,756	Walker	9	123	13.7	72t	1
Oct 9	W	13-3	Baltimore	76,355	Plummer	36	112	3.1	19	1
Oct 15	W	13-3	Oakland	76,691	Sapp	10	80	8.0	28	0
Oct 22	W	17-7	at Cleveland	73,024	Nash	18	66	3.7	26	0
Oct 29	L	31-34	Indianapolis	76,767	Johnson	5	30	6.0	15	0
Nov 5	W	31-20	at Pittsburgh	64,661	Cutler	12	18	1.5	9	0
Nov 12	W	17-13	at Oakland	62,094	Marshall	2	12	6.0	6	0
Nov 19	L	27-35	San Diego	76,723	Cobbs	3	9	3.0	5	0
Nov 23	L	10-19	at Kansas City	79,484	Scheffler	1	3	3.0	3	0
Dec 3	L	20-23	Seattle	76,146	Elam	1	2	2.0	2	0
Dec 10	L	20-48	at San Diego	67,514	Smith	1	-5	-5.0	-5	0
Dec 17	W	37-20	at Arizona	63,845	BRONCOS	488	2152	4.4	72t	12
Dec 24	W	24-23	Cincinnati	75,759	OPPONENTS	447	1813	4.1	41	13
Dec 31	L	23-26	San Francisco (OT)	75,555						

TEAM STATISTICS	Den	Opp
TOTAL FIRST DOWNS	285	291
Rushing	106	97
Passing	151	183
Penalty	28	11
3RD DOWN: MADE/ATT	78/211	81/221
3rd Down Pct.	37.0	36.7
4TH DOWN: MADE/ATT	7/13	5/14
4th Down Pct.	53.8	35.7
POSSESSION AVG.	29:50	30:10
TOTAL NET YARDS	4951	5223
Avg. Per Game	309.4	326.4
Total Plays	973	1020
Avg. Per Play	5.1	5.1
NET YARDS RUSHING	2152	1813
Avg. Per Game	134.5	113.3
Total Rushes	488	447
NET YARDS PASSING	2799	3410
Avg. Per Game	174.9	213.1
Sacked/Yards Lost	31/196	35/202
Gross Yards	2995	3612
Att./Completions	454/256	538/327
Completion Pct.	56.4	60.8
Had Intercepted	18	17
PUNTS/AVERAGE	80/41.7	74/43.8
NET PUNTING AVG.	80/36.6	74/37.9
PENALTIES/YARDS	67/478	97/785
FUMBLES/BALL LOST	29/12	28/13
TOUCHDOWNS	34	29
RUSHING	12	13
PASSING	20	13
RETURNS	2	3

SCORE BY PERIODS	1	2	3	4	OT	PTS
BRONCOS	44	110	75	87	3	319
OPPONENTS	47	82	64	109	3	305

SCORING	TD	Ru	Pa	Ret	K-PAT	FG	S	PTS
Elam	0	0	0	0	34/34	27/29	0	115
Walker	9	1	8	0			0	54
M. Bell	8	8	0	0			0	48
Scheffler	4	0	4	0			0	24
Smith	3	0	3	0			0	18
Alexander	2	0	2	0			0	12
T. Bell	2	2	0	0			0	12
Marshall	2	0	2	0			0	12
Bailey	1	0	0	1			0	6
Johnson	1	0	1	0			0	6
Plummer	1	1	0	0			0	6
Da. Williams	1	0	0	1			0	6
BRONCOS	34	12	20	2	34/34	27/29	0	319
OPPONENTS	29	13	13	3	27/27	34/42	0	305

2-PT. CONVERSIONS: BRONCOS 0-0, OPPONENTS 1-2

SACKS: Dumervil 8.5, Ekuban 7, Lang 6, Chukwurah 4.5, Warren 2.5, M. Myers 2, Veal 1.5, Engelberger 1, D.J. Williams 1, Wilson 1, **BRONCOS 35.0, OPPONENTS 31.0**

PASSING	Att	Cmp	Yds	Cmp%	Yds/Att	TD	TD%	Int	Int%	Long	Sack/Lost	Rating
Plummer	317	175	1994	55.2	6.29	11	3.5	13	4.1	83t	18/111	68.8
Cutler	137	81	1001	59.1	7.31	9	6.6	5	3.6	71t	13/85	88.5
BRONCOS	454	256	2995	56.4	6.60	20	4.4	18	4.0	83t	31/196	74.7
OPPONENTS	538	327	3612	60.8	6.71	13	2.4	17	3.2	63	35/202	75.6

2006 FINAL REGULAR SEASON DEFENSIVE STATISTICS

Based on official coaches statistics

PLAYER	TOTAL	SOLO	ASSIST	SACKS/ Yds.	INT./ Yds.	PD	FF	FR
1. Wilson	113	88	25	1/5	0/0	6	1	0
2. Gold	101	77	24	0/0	0/0	4	1	0
3. Bailey	98	84	14	0/0	10/162	30	0	1
4. Lynch	97	64	33	0/0	0/0	5	2	1
5. Williams, Da.	89	79	10	0/0	4/37	16	1	1
6. Williams, D.J.	86	69	17	1/8	0/0	3	2	0
7. Myers	80	51	29	2/3	0/0	2	1	2
8. Ekuban	78	61	17	7/45.5	0/0	2	1	0
9. Foxworth	58	47	11	0/0	1/45	12	1	0
10. Engelberger	55	37	18	1/4	0/0	4	2	1
11. Lang	51	39	12	6/34	0/0	1	1	0
Warren	51	32	19	2.5/12	0/0	2	0	0
13. Veal	39	25	14	1.5/14	0/0	2	0	0
14. Ferguson	36	28	8	0/0	1/0	5	1	0
15. Chukwurah	20	11	9	4.5/20	0/0	1	0	0
16. Dumervil	19	15	4	8.5/56.5	0/0	0	2	3
17. Brandon	15	9	6	0/0	0/0	1	1	0
18. Paymah	14	14	0	0/0	0/0	2	0	0
19. Webster	13	7	6	0/0	0/0	0	0	0
20. Cox	11	10	1	0/0	1/0	5	0	1
21. Abdullah	4	3	1	0/0	0/0	0	0	0
22. Burns	2	1	1	0/0	0/0	0	0	0
Peterson	2	1	1	0/0	0/0	0	0	0
24. Burton	1	0	1	0/0	0/0	0	0	0
Green	1	1	0	0/0	0/0	0	0	0
TOTALS	1134	853	281	35/202	17/244	103	17	10

MISCELLANEOUS TACKLES: Plummer 3, Smith 3, Alexander 2, Jackson 2, Johnson 2, Pears 2, Scheffler 2, T. Bell 1, Carlisle 1, Cutler 1, Devoe 1, Foster 1, Hamilton 1, Nalen 1, Sapp 1, Walker 1.

MISCELLANEOUS FUMBLE RECOVERIES: Cutler 3, T. Bell 2, Carlisle 2, Foster 1, Nash 1, Smith 1.

MISCELLANEOUS FORCED FUMBLES: Johnson 1.

DEFENSIVE TOUCHDOWNS: Bailey (INT vs. S.F., 12/31), Da. Williams (INT vs. S.D., 11/19).

TWO-POINT CONVERSION STOPS: 1 (kick aborted vs. Cincinnati 12/24).

BLOCKED PUNTS: None.

BLOCKED KICKS: Foxworth blocked a 37-yard field-goal attempt by Stephen Gostkowski (2nd quarter) at N.E. (9/24).

2006 REGULAR SEASON SPECIAL TEAMS STATISTICS

Based on unofficial press box statistics

PLAYER	TOTAL	SOLO	ASSIST	FF	FR	BK	BP	TD
1. Cox	15	12	3	0	0	0	0	0
2. Paymah	12	9	3	0	1	0	0	0
3. Burns	9	8	1	1	0	0	0	0
Chukwurah	9	7	2	0	0	0	0	0
5. Abdullah	8	6	2	1	0	0	0	0
6. Green	7	6	1	1	1	0	0	0
7. Foxworth	6	4	2	0	0	1	0	0
Leach	6	5	1	0	0	0	0	0
Marshall	6	6	0	1	0	0	0	0
Sapp	6	4	2	1	1	0	0	0
11. Cargile	4	4	0	0	0	0	0	0
Harris	4	3	1	0	0	0	0	0
Jackson	4	3	1	0	0	0	0	0
14. Brandon	3	3	0	0	0	0	0	0
Ernster	3	3	0	0	0	0	0	0
Johnson	3	2	1	0	0	0	0	0
Williams, Da.	3	2	1	0	2	0	0	0
18. Ferguson	2	1	1	0	0	0	0	0
19. Hamilton	1	1	0	0	0	0	0	0
TOTALS	111	89	22	5	5	1	0	0

2006 REGULAR SEASON MISCELLANEOUS STATISTICS

DRIVE ENGINEERING

	Drives Started	Drives Ended	By-----	Points	Pts./	Quarterback	Directing Offense**
	TD	FG	PNT	Yds.	Drive	Yielded	Plays
Quarterback	12	10	0	23	3	11	0
Cutler	65	12	0	23	3	11	0
#Plummer	127	20	17	2	57	1	17
DENVER	192	32	27	2	80	4	28
OPPONENTS	184	26	34	8	74	7	27

(#Plummer's totals add to one more than drive started count as he replaced Cutler on 2nd quarter drive vs. S.F.; **the second number is the percentage the quarterback has put his team in position to score, allowing for missed field goals and subtracting those drives ended by the clock and replaced due to injury. Quarterbacks who leave the game during a drive only get a replacement credit if team goes on to earn at least one first down. Blocked punts for safeties counted as drive ended by punt; **does not include plays when not at helm or not truly setting a play in motion, i.e., muffed punts, kneel downs or spiked balls; 16-for [-15] in 2006; opponents 9-for [-6].)

KICKOFF ANALYSIS

Kicker	Total	Ret.	FC	MF	TB	EZ+	OB	OnS	SQB	Opp.	OSY	Ret.	ASY	Ret.
Ernst	75	55	0	0	19	2	1	(0)	(0)	2049	1629	027	030	
OPPONENTS	75	50	0	0	24	2	1	(0)	(4)	1792	1312	D24	D26	

(KEY: MF-muffed; EZ+ through or over end zone; OSY-Opponent Starting Yardline; ASY-Average Starting Yardline; Ret-averages using returned kicks only. Opponents (OnS), short squibs (SQB) and free kicks are omitted in figuring the above; out-of-bounds are not. Yardlines determined from spot of penalties, not after they are assessed. Returns on inside kicks are omitted from the above.)

FIRST DOWNS

	Rushing			Passing			Overall			Times Gained					Miscellany			
Team	Plays	Yds.	Avg.	Plays	Yds.	Avg.	Plays	Yds.	Avg.	20+	10+	5+	2+	0	Neg	TD	QBS	TD
DENVER	264	1198	4.5	169	1177	7.0	433	2375	5.48	28	78	157	216	101	42	14	10	11
OPPONENTS	245	979	4.0	204	1329	6.5	449	2308	5.14	20	82	195	193	96	42	11	9	12

YARDS GAINED BY DOWN

	1st Down			2nd Down			3rd Down			4th Down			Season		
Team	Att	Yards	Avg.	Att	Yards	Avg.	Att	Yards	Avg.	Att	Yards	Avg.	Att	Yards	Avg.
DENVER	433	2375	5.5	316	1491	4.7	221	1019	4.8	13	66	5.1	973	4951	5.09
OPPONENTS	449	2308	5.1	336	1774	5.3	211	1054	4.8	14	84	6.0	1020	5220	5.12

*-Overtime Yards: Denver 92, Opponent 87.

-Drives In Opponent Territory (minus drives with 50+ scores or no plays): Denver 84/187 (44.9%, 20.7 ypd); Opponents 117/183 (63.9%, 17.5 ypd).

THIRD-DOWN EFFICIENCY

	3rd Down and-----														Second				
Team	1	2	3	4	5	6	7	8	9	10	11-14	15-19	20+	Rush	Pass	Half	Total	Pct.	
DENVER	13-19	8-15	7-17	9-16	6-17	8-29	7-15	6-17	2-11	6-21	6-28	0-6	0-0	28-60	50-151	38-106	78-211	37.0	
OPPONENTS	16-22	9-18	12-17	11-20	5-17	8-25	10-24	4-9	2-18	3-22	1-15	0-11	0-3	27-51	54-170	37-108	81-221	36.7	

AVERAGE YARDS TO GO: Denver 6.7 (211/1415); Opponents 6.7 (221/1480).

OFFENSIVE BREAKDOWN: 78 conversions for 954 yards: 122, 7 TD; 133 failures for 65 yards (0.5); Opponents: 15 sacks, 7 interceptions, 2 fumble recoveries.

DEFENSIVE BREAKDOWN: 81 conversions for 952 yards: 11.8, 6 TD; 140 failures for 102 yards (0.7); Denver: 14 sacks, 9 interceptions, 1 fumble recovery.

TURNOVER ANALYSIS

DENVER	30	turnovers led to 90 opponent points:	9 TD, 9 FG;	29.5% of opponents' total points (305).
OPPONENTS	30	turnovers led to 58 Denver points:	7 TD, 3 FG;	18.2% of Denver's total points (319).

AVERAGE STARTING FIELD POSITION

	Denver	Opponent
Drives Started	192	184
Cumulative Starting Yardlines	5190	6161
Average Field Position	D27	O33
Drives Started In Plus Territory	22	25
Scores/TD, FG	15/7,8	15/7,8
FGA/Punts/Downs	0/3/0	4/3/0
Turnovers/Clock	0/4	1/2
Drives Started Inside Own 20/At Own 20	90 (55/35)	62 (32/30)

SCORING PCT. INSIDE-THE-20 (RED ZONE)

	Denver	Opponent
Times Penetrated Opponent 20	43	53
Total Scores	43	45
Touchdowns (Rush/Pass)	24 (12/12)	24 (13/11)
Field Goals-Attempts	19-19	21-23
Turnovers/Downs/Punts/Clock	0/0/0/0	5/0/0/1
Scores From Outside the 20/TD,FG	16/8,8	15/2,13
Overall Scoring Percentage	100.0	84.9
TD Percentage	55.8	45.3

*-Ran Out Clock Not Trying To Score

(*not included in total count above.)

YARDS LOST DUE TO PENALTY

	Denver	Opponent
Times Penalized After Offensive Gain	7	8
Yards Lost Due To Penalties	116	102
Touchdowns Called Back	0	1
Field Goals Called Back	1	2
First Downs Lost	3	2

TIME SPENT IN THE LEAD

	Denver	Opponent	Tied
16 Games (978:14 total minutes)	401:27	302:52	273:55
Percentage of Time In The Lead	41.0	31.0	28.0

EXPANDED PUNTING

Player	Punts	Yards	Avg.	Number	Return	Avg.	Long	Pct. Not	Net Avg.	In20	In10	TB	FC	Inside Opp. Terr.		Adjusted 50 & Out		
				Returned	Yards	Return	Return	Returned						No.	Yds.	No.	Yds.	Avg.
Ernst	80	3338	41.73	39	268	6.87	21	51.3	36.63	23	8	7	16	17	579	63	2759	43.8

2006 GAME-BY-GAME SCORING DRIVES

Date	Opp.	Pl.	Yds.	Time	Res.	Qtr.	Scoring Play	
9/10	at Stl.	11	79	5:22	TD	2	M. Bell 1 yd. run	Plummer
9/10	at Stl.	7	34	3:08	FG	4	Elam 49 yd. Field Goal	Plummer
9/17	vs. K.C.	12	57	5:34	FG	3	Elam 23 yd. Field Goal	Plummer
9/17	vs. K.C.	14	76	7:16	FG	4	Elam 22 yd. Field Goal	Plummer
9/17	vs. K.C.	9	63	5:10	FG	OT	Elam 39 yd. Field Goal	Plummer
9/24	at N.E.	11	59	4:38	FG	2	Elam 23 yd. Field Goal	Plummer
9/24	at N.E.	7	73	2:47	TD	2	Walker 32 yd. pass from Plummer	Plummer
9/24	at N.E.	5	97	2:51	TD	4	Walker 83 yd. pass from Plummer	Plummer
10/9	vs. Bal.	6	17	2:53	FG	2	Elam 43 yd. Field Goal	Plummer
10/9	vs. Bal.	10	39	4:29	FG	4	Elam 44 yd. Field Goal	Plummer
10/9	vs. Bal.	8	55	4:52	TD	4	Smith 4 yd. pass from Plummer	Plummer
10/15	vs. Oak.	2	56	0:54	TD	1	T. Bell 2 yd. run	Plummer
10/15	vs. Oak.	8	29	3:16	FG	2	Elam 51 yd. Field Goal	Plummer
10/15	vs. Oak.	8	49	4:34	FG	2	Elam 22 yd. Field Goal	Plummer
10/22	at Cle.	10	85	4:33	FG	2	Elam 43 yd. Field Goal	Plummer
10/22	at Cle.	12	86	4:56	TD	2	T. Bell 9 yd. run	Plummer
10/22	at Cle.	9	56	4:42	TD	3	Marshall 9 yd. pass from Plummer	Plummer
10/29	vs. Ind.	9	80	5:29	TD	2	Plummer 1 yd. run	Plummer
10/29	vs. Ind.	11	80	4:48	TD	2	Walker 15 yd. pass from Plummer	Plummer
10/29	vs. Ind.	14	91	8:54	TD	3	M. Bell 1 yd. run	Plummer
10/29	vs. Ind.	8	80	4:43	TD	4	M. Bell 1 yd. run	Plummer
10/29	vs. Ind.	5	49	1:46	FG	4	Elam 49 yd. Field Goal	Plummer
11/5	at Pit.	4	63	2:03	TD	1	Smith 16 yd. pass from Plummer	Plummer
11/5	at Pit.	3	10	0:13	TD	1	Walker 10 yd. pass from Plummer	Plummer
11/5	at Pit.	2	74	1:02	TD	3	Walker 72 yd. run	Plummer
11/5	at Pit.	5	17	2:20	TD	4	Walker 10 yd. pass from Plummer	Plummer
11/5	at Pit.	5	65	3:25	FG	4	Elam 32 yd. Field Goal	Plummer
11/12	at Oak.	3	41	0:51	TD	1	Walker 39 yd. pass from Plummer	Plummer
11/12	at Oak.	9	60	4:43	TD	4	Johnson 1 yd. pass from Plummer	Plummer
11/12	at Oak.	4	6	2:01	FG	4	Elam 24 yd. Field Goal	Plummer
11/19	vs. S.D.	13	88	6:51	TD	2	M. Bell 3 yd. run	Plummer
11/19	vs. S.D.	8	86	3:42	TD	2	M. Bell 3 yd. run	Plummer
11/19	vs. S.D.	7	23	4:12	FG	3	Elam 42 yd. Field Goal	Plummer
11/19	vs. S.D.	14	60	7:38	FG	4	Elam 38 yd. Field Goal	Plummer
11/23	at K.C.	13	70	2:49	FG	2	Elam 31 yd. Field Goal	Plummer
11/23	at K.C.	10	64	4:59	TD	3	Alexander 1 yd. pass from Plummer	Plummer
12/3	vs. Sea.	6	31	3:31	FG	1	Elam 37 yd. Field Goal	Cutler
12/3	vs. Sea.	8	70	3:22	TD	2	Alexander 7 yd. pass from Cutler	Cutler
12/3	vs. Sea.	7	24	1:47	FG	2	Elam 41 yd. Field Goal	Cutler
12/3	vs. Sea.	1	71	0:21	TD	4	Marshall 71 yd. pass from Cutler	Cutler
12/10	at S.D.	5	59	2:16	FG	2	Elam 34 yd. Field Goal	Cutler
12/10	at S.D.	7	71	3:26	TD	3	Scheffler 28 yd. pass from Cutler	Cutler
12/10	at S.D.	3	27	0:40	TD	3	Scheffler 11 yd. pass from Cutler	Cutler
12/10	at S.D.	10	78	5:08	FG	3	Elam 33 yd. Field Goal	Cutler
12/17	at Ari.	3	65	1:26	TD	1	Walker 54 yd. pass from Cutler	Cutler
12/17	at Ari.	6	14	2:57	FG	1	Elam 30 yd. Field Goal	Cutler
12/17	at Ari.	17	78	9:02	FG	2	Elam 22 yd. Field Goal	Cutler
12/17	at Ari.	13	66	6:56	FG	2	Elam 30 yd. Field Goal	Cutler
12/17	at Ari.	6	60	3:00	TD	3	Smith 10 yd. pass from Cutler	Cutler
12/17	at Ari.	6	29	3:28	TD	4	M. Bell 1 yd. run	Cutler
12/17	at Ari.	11	62	5:02	TD	4	M. Bell 1 yd. run	Cutler
12/24	vs. Cin.	5	37	2:22	TD	2	Scheffler 1 yd. pass from Cutler	Cutler
12/24	vs. Cin.	1	39	0:09	TD	2	Walker 39 yd. pass from Cutler	Cutler
12/24	vs. Cin.	14	99	7:17	TD	3	M. Bell 2 yd. run	Cutler
12/24	vs. Cin.	9	51	4:17	FG	4	Elam 24 yd. Field Goal	Cutler
12/31	vs. S.F.	7	36	4:14	FG	1	Elam 22 yd. Field Goal	Cutler
12/31	vs. S.F.	6	56	3:17	FG	2	Elam 21 yd. Field Goal	Plummer
12/31	vs. S.F.	9	46	4:40	FG	3	Elam 22 yd. Field Goal	Cutler
12/31	vs. S.F.	10	80	4:44	TD	4	Scheffler 9 yd. pass from Cutler	Cutler

2006 TOUCHDOWN DRIVE ANALYSIS

Yards	TD Length	TD Drive Length	Possession Time	TDs	Plays	TDs
1 - 9 yards	18	—	00:00 - 00:59	6	1	2
10 - 19 yards	6	2	01:00 - 01:59	2	2	2
20 - 29 yards	1	2	02:00 - 02:59	5	3	4
30 - 39 yards	3	2	03:00 - 03:59	5	4	1
40 - 49 yards	—	1	04:00 - 04:59	8	5	3
50 - 59 yards	1	3	05:00 - 05:59	3	6	2
60 - 69 yards	—	6	06:00 - 06:59	1	7	2
70 - 79 yards	2	6	07:00 - 07:59	1	8	4
80 - 89 yards	1	7	08:00 - 08:59	1	9	3
90 - 99 yards	—	3	09:00 - 09:59	—	10	2
			11:00 - 11:59	—	11	3
			12:00 - 12:59	—	12	1
			13:00 - 13:59	—	13	1
			14:00 - 14:59	—	14	2
			15:00 +	—	15	—
					16+	—
TOTAL	32	32	TOTAL	32	TOTAL	32

2006 GAME OPENING DRIVES

Date	Opp.	Pts.	FD	Yds.	Pts.	FD	Yds.
9/10	at Stl.	0	1	12	3	5	69
9/17	vs. K.C.	0	1	18	0	4	60
9/24	at N.E.	0	2	38	0	1	14
10/9	vs. Bal.	0	0	3	0	1	4
10/15	vs. Oak.	0	2	36	0	4	47
10/22	at Cle.	0	1	11	0	2	36
10/29	vs. Ind.	0	2	35	0	1	37
11/5	at Pit.	7	3	63	0	0	-3
11/12	at Ari.	0	0	7	0	1	19
11/19	vs. S.D.	0	0	6	0	3	38
11/23	at K.C.	0	0	4	3	3	40
12/3	vs. Sea.	0	0	9	0	0	5
12/10	at S.D.	0	2	32	0	1	37
12/17	at Ari.	7	2	65	0	0	3
12/24	vs. Cin.	0	0	0	0	0	-1
12/31	vs. S.F.	0	2	45	0	0	5
SEASON		14	18	384	6	26	410

2006 2ND-HALF OPENING DRIVES

Date	Opp.	DENVER			OPPONENTS		
		Pts.	FD	Yds.	Pts.	FD	Yds.
9/10	at Stl.	0	2	39	3	2	36
9/17	vs. K.C.	0	0	7	0	1	27
9/24	at N.E.	0	2	45	0	0	-4
10/9	vs. Bal.	0	1	20	0	0	6
10/15	vs. Oak.	0	2	25	0	0	1
10/22	at Cle.	7	4	56	0	0	0
10/29	vs. Ind.	0	0	4	7	4	56
11/5	at Pit.	7	1	74	0	3	33
11/12	at Oak.	0	2	28	0	1	14
11/19	vs. S.D.	3	1	23	0	0	4
11/23	at K.C.	7	5	64	3	2	56
12/3	vs. Sea.	0	2	24	0	0	0
12/10	at S.D.	7	4	71	0	0	0
12/17	at Ari.	0	0	-4	0	0	-4
12/24	vs. Cin.	7	7	99	0	2	29
12/31	vs. S.F.	0	0	-7	7	4	70
SEASON		38	33	568	20	19	338

2006 FINAL PRESEASON STATISTICS (3-1)

DATE	W-L	SCORE	OPPONENT	ATTENDANCE	RUSHING	No.	Yds	Avg	Long	TD
Aug 11	L	13-20	at Detroit	56,915	Cobbs	36	195	5.4	26t	1
Aug 19	W	35-10	Tennessee	73,180	M. Bell	35	187	5.3	38	2
Aug 27	W	17-14	Houston	73,689	T. Bell	31	134	4.3	22	2
Aug 31	W	29-23	at Arizona	62,937	Nash	14	72	5.1	14	1

TEAM STATISTICS

	Den	Opp								
TOTAL FIRST DOWNS	90	70								
Rushing	35	19								
Passing	42	45								
Penalty	13	6								
3RD DOWN: MADE/ATT	21/49	20/52								
3rd Down Pct.	42.9	38.5								
4TH DOWN: MADE/ATT	4/6	4/7								
4th Down Pct.	66.7	57.1								
POSSESSION AVG.	31:32	28:28								
TOTAL NET YARDS	1463	1156								
Avg. Per Game	365.8	289.0								
Total Plays	252	236								
Avg. Per Play	5.8	4.9								
NET YARDS RUSHING	652	340								
Avg. Per Game	163.0	85.0								
Total Rushes	137	97								
NET YARDS PASSING	811	816								
Avg. Per Game	202.8	204.0								
Sacked/Yards Lost	6/28	8/50								
Gross Yards	839	866								
Att./Completions	109/65	131/84								
Completion Pct.	59.6	64.1								
Had Intercepted	2	3								
PUNTS/AVERAGE	12/43.7	16/47.8								
NET PUNTING AVG.	12/39.4	16/36.3								
PENALTIES/YARDS	24/200	33/218								
FUMBLES/BALL LOST	5/2	5/0								
TOUCHDOWNS	12	6								
Rushing	6	2								
Passing	6	3								
Returns	0	1								

SCORE BY PERIODS

	1	2	3	4	OT	PTS
BRONCOS	23	36	14	21	0	94
OPPONENTS	6	30	13	18	0	67

SCORING

	TD	Ru	Pa	Ret	K-PAT	FG	S	PTS
Elam	0	0	0	0	8/8	3/5	0	17
M. Bell	2	2	0	0	0	0	0	12
T. Bell	2	2	0	0	0	0	0	12
Kircus	2	0	2	0	0	0	0	12
Cobbs	1	1	0	0	0	0	0	8
Devoe	1	0	1	0	0	0	0	6
N. Jackson	1	0	1	0	0	0	0	6
Nash	1	1	0	0	0	0	0	6
Sapp	1	0	1	0	0	0	0	6
Scheffler	1	0	1	0	0	0	0	6
Knorr	0	0	0	0	0/1	1/1	0	3
BRONCOS	12	6	6	0	8/9	4/6	0	94
OPPONENTS	6	2	3	1	5/5	8/8	0	67

2-PT. CONVERSIONS: Cobbs, BRONCOS 1-3, OPPONENTS 1-1

SACKS: Veal 2, Chukwurah 1, Dumervil 1, Ekuban 1, Lang 1, Paymah 1, D.J. Williams 1, BRONCOS 8.0, OPPONENTS 6.0

	Att	Cmp	Yds	Cmp%	Yds/Att	TD	TD%	Int	Int%	Long	Sack/Lost	Rating
Cutler	62	40	561	64.5	9.05	4	6.5	1	1.6	84t	1/1	108.3
Plummer	34	19	226	55.9	6.65	1	2.9	0	0.0	35t	0/0	86.2
Van Pelt	13	6	52	46.2	4.00	1	7.7	1	7.7	13	5/27	50.8
BRONCOS	109	65	839	59.6	7.70	6	5.5	2	1.8	84t	6/28	94.6
OPPONENTS	131	84	866	64.1	6.61	3	2.3	3	2.3	26	8/50	81.2

2006 FINAL PRESEASON DEFENSIVE STATISTICS

Based on unofficial press box statistics

PLAYER	TOTAL	SOLO	ASSIST	SACKS/ Yds.	INT./ Yds.	PD	FF	FR
1. Green, L.	15	11	4	0/0	0	1	0	0
2. Paymah	14	13	1	1/6	0	1	0	0
3. Vaughn, C.	13	7	6	0/0	0	0	0	0
4. Foxworth	11	10	1	0/0	1/0	3	0	0
5. Dumervil	10	7	3	1/5	0/0	1	0	0
Webster	10	9	1	0/0	0/0	0	0	0
7. Cox	9	7	2	0/0	0/0	3	0	0
Williams, DJ.	9	7	2	1/9	1/0	1	1	0
9. Engelberger	8	5	3	0/0	0/0	1	0	0
Lang	8	5	3	1/0	0/0	0	1	0
Veal	8	5	3	2/14	0/0	0	0	0
12. Alexander, R.	7	7	0	0/0	0/0	2	0	0
Brandon	7	6	1	0/0	0/0	2	0	0
Wells	7	6	1	0/0	0/0	0	0	0
15. Lynch	6	5	1	0/0	0/0	0	0	0
Williams, Da.	6	6	0	0/0	0/0	2	0	0
17. Chukwurah	5	3	2	1/9	0/0	0	0	0
Ekuban	5	4	1	1/7	0/0	0	0	0
Everett	5	4	1	0/0	0/0	0	0	0
Gordon	5	4	1	0/0	0/0	0	0	0
Wilson	5	4	1	0/0	0/0	0	0	0
22. Abdullah	4	3	1	0/0	0/0	1	1	0
Harrison	4	4	0	0/0	0/0	0	0	0
Shoate	4	2	2	0/0	0/0	1	0	0
25. Burton	3	1	2	0/0	0/0	0	0	0
Ferguson	3	1	2	0/0	1/5	1	0	0
Gold	3	2	1	0/0	0/0	0	0	0
Myers	3	3	0	0/0	0/0	0	0	0
29. Burns	2	2	0	0/0	0/0	0	0	0
Rogers	2	1	1	0/0	0/0	0	0	0
Vaughn, K.	2	1	1	0/0	0/0	0	0	0
32. Jackson, C.	1	0	1	0/0	0/0	0	0	0
TOTALS	204	155	49	8/50	3/5	20	3	0

MISCELLANEOUS TACKLES: Alexander, S. 1, Devoe 1, Kircus 1.

MISCELLANEOUS FUMBLE RECOVERIES: Cutler 2, Scheffler 1.

MISCELLANEOUS FORCED FUMBLES: None.

DEFENSIVE TOUCHDOWNS: None.

TWO-POINT CONVERSION STOPS: None.

BLOCKED PUNTS: None.

BLOCKED KICKS: None.

2006 PRESEASON SPECIAL TEAMS STATISTICS

Based on unofficial press box statistics

PLAYER	TOTAL	SOLO	ASSIST	FF	FR	BK	BP	TD
1. Cox	3	3	0	0	0	0	0	0
2. Alexander, R.	2	1	1	0	0	0	0	0
Brandon	2	2	0	0	0	0	0	0
Leach	2	2	0	0	0	0	0	0
Vaughn, C.	2	2	0	0	0	0	0	0
Wells	2	2	0	0	0	0	0	0
7. Adams	1	1	0	0	0	0	0	0
Burns	1	1	0	0	0	0	0	0
Harrison	1	0	1	0	0	0	0	0
Jackson, N.	1	1	0	0	0	0	0	0
Kircus	1	1	0	0	0	0	0	0
Scheffler	1	1	0	0	0	0	0	0
Terrell	1	0	1	0	0	0	0	0
Webster	1	1	0	0	0	0	0	0
TOTALS	21	18	3	0	0	0	0	0

LONGEST SCORING DRIVES OF 2006

Most Plays:	Broncos:	17	(at Arizona, Dec. 17, FG, 78 yds., 9:02)
	Opponent:	15	(at St. Louis, Sept. 10, FG, 69 yds., 7:46)
Most Yards:	Broncos:	99	(vs. Cincinnati, Dec. 24, TD, 14 plays, 7:17)
	Opponent:	99	(vs. San Diego, Nov. 19, TD, 11 plays, 6:19)
Most Time:	Broncos:	9:02	(at Arizona, Dec. 17, FG, 17 plays, 78 yds.)
	Opponent:	8:08	(vs. Indianapolis, Oct. 29, FG, 14 plays, 56 yds.)

SHORTEST SCORING DRIVES OF 2006

Fewest Plays:	Broncos:	1	(twice, last vs. Cincinnati, Dec. 24, TD, 39 yds., 0:09)
	Opponent:	1	(at San Diego, Dec. 10, TD, 7 yds., 0:05)
Fewest Yards:	Broncos:	6	(at Oakland, Nov. 12, FG, 4 plays, 2:01)
	Opponent:	4	(vs. Kansas City, Sept. 17, FG, 4 plays, 1:26)
Least Time:	Broncos:	0:09	(vs. Cincinnati, Dec. 24, TD, 1 play, 39 yds.)
	Opponent:	0:05	(vs. San Diego, Dec. 10, TD, 1 play, 7 yds.)

2006 SACK CHART

Elvis Dumervil (8.5) — 2.0 vs. Oakland (10/15), 3.0 at Cleveland (10/22), 1.0 at Pittsburgh (11/5), 1.0 vs. Seattle (12/3), 1.0 Cincinnati (12/24), 0.5 vs. San Francisco (12/31); **Ebenezer Ekuban (7.0)** — 1.0 at St. Louis (9/10), 0.5 vs. Kansas City (9/17), 1.0 vs. Baltimore (10/9), 1.0 vs. San Diego (11/19), 1.0 at Kansas City (11/23), 1.0 at Arizona (12/17), 1.0 vs. Cincinnati (12/24), 0.5 vs. S.F. (12/31); **Kenard Lang (6.0)** — 1.0 at St. Louis (9/10), 1.0 at Cleveland (10/22), 2.0 at Pittsburgh (11/5), 2.0 at Oakland (11/12); **Patrick Chukwurah (4.5)** — 1.0 at St. Louis (9/10), 0.5 vs. Kansas City (9/17), 1.0 vs. Oakland (10/15), 1.0 at San Diego (12/10), 1.0 vs. San Francisco (12/31); **Gerard Warren (2.5)** — 0.5 at Pittsburgh (11/5), 1.0 at Arizona (12/17), 1.0 vs. San Francisco (12/31); **Michael Myers (2.0)** — 1.0 vs. Baltimore (10/9), 1.0 at Cleveland (10/22); **Demetris Veal (1.5)** — 1.0 vs. Oakland (10/15), 0.5 at Pittsburgh (11/5); **John Engelberger (1.0)** — 1.0 at Arizona (12/17); **D.J. Williams (1.0)** — 1.0 vs. San Francisco (12/31); **Al Wilson (1.0)** — 1.0 at Oakland (11/12).

2006 INTERCEPTION CHART

Champ Bailey (10) — 1 vs. Baltimore (10/9), 1 vs. Oakland (10/15), 1 at Cleveland (10/22), 2 at Pittsburgh (11/5), 1 vs. Seattle (12/3), 2 at Arizona (12/17), 1 vs. Cincinnati (12/24), 1 vs. San Francisco (12/31); **Darrent Williams (4)** — 1 vs. Baltimore (10/9), 1 vs. San Diego (11/19), 1 at Kansas City (11/23), 1 vs. Cincinnati (12/24); **Curome Cox (1)** — 1 at Pittsburgh (11/5); **Nick Ferguson (1)** — 1 vs. San Diego (11/19); **Domonique Foxworth (1)** — 1 vs. Baltimore (10/9).

2006 GAME-BY-GAME STARTERS

OFFENSE

GAME	WR	LT	LG	C	RG	RT	TE	WR	QB	RB	FB	OTHER
at StL. (9/10)	Smith	Lepis	Hamilton	Nalen	Carlisle	Foster	Alexander	Walker	Plummer	T. Bell		Scheffler
vs. K.C. (9/17)	Smith	Lepis	Hamilton	Nalen	Carlisle	Foster	Alexander	Walker	Plummer	T. Bell	Johnson	
at N.E. (9/24)	Smith	Lepis	Hamilton	Nalen	Carlisle	Foster	Alexander	Walker	Plummer	T. Bell		Scheffler
vs. Bal. (10/9)	Smith	Lepis	Hamilton	Nalen	Carlisle	Foster	Alexander	Walker	Plummer	T. Bell	Johnson	
vs. Oak. (10/15)	Smith	Lepis	Hamilton	Nalen	Carlisle	Foster	Alexander	Walker	Plummer	T. Bell		Scheffler
at Cle. (10/22)	Smith	Lepis	Hamilton	Nalen	Carlisle	Foster	Alexander	Walker	Plummer	T. Bell	Sapp	
vs. Ind. (10/29)	Smith	Pears	Hamilton	Nalen	Carlisle	Foster	Alexander	Walker	Plummer	T. Bell	Johnson	
at Pit. (11/5)	Smith	Pears	Hamilton	Nalen	Carlisle	Foster	Alexander	Walker	Plummer	M. Bell		Mustard
at Oak. (11/12)	Smith	Pears	Hamilton	Nalen	Carlisle	Meadows	Alexander	Walker	Plummer	T. Bell		Mustard
vs. S.D. (11/19)	Smith	Pears	Hamilton	Nalen	Carlisle	Meadows	Alexander	Walker	Plummer	M. Bell		Mustard
at K.C. (11/23)	Smith	Pears	Hamilton	Nalen	Carlisle	Meadows	Alexander	Walker	Plummer	M. Bell		Mustard
vs. Sea. (12/3)	Smith	Pears	Hamilton	Nalen	Carlisle	Foster	Alexander	Walker	Cutler	T. Bell	Johnson	
at S.D. (12/10)	Smith	Pears	Hamilton	Nalen	Carlisle	Foster	Alexander	Walker	Cutler	T. Bell	Johnson	
at Ari. (12/17)	Smith	Pears	Hamilton	Nalen	Carlisle	Foster	Alexander	Walker	Cutler	T. Bell	Johnson	
vs. Cin. (12/24)	Smith	Pears	Hamilton	Nalen	Carlisle	Foster	Scheffler	Walker	Cutler	T. Bell		Marshall
vs. S.F. (12/31)	Smith	Pears	Hamilton	Nalen	Carlisle	Foster	Scheffler	Walker	Cutler	T. Bell	Johnson	

DEFENSE

GAME	LDE	LDT	RDT	RDE	WLB	MLB	SLB	LCB	RCB	FS	SS	OTHER
at StL. (9/10)	Lang	Myers	Warren	Ekuban	Gold	Wilson	D.J. Williams	Bailey	Da. Williams	Lynch	Ferguson	
vs. K.C. (9/17)	Lang	Myers	Warren	Ekuban	Gold	Wilson	D.J. Williams	Bailey	Da. Williams	Lynch	Ferguson	
at N.E. (9/24)	Lang	Myers	Warren	Ekuban	Gold	Wilson	D.J. Williams	Bailey	Da. Williams	Lynch	Ferguson	
vs. Bal. (10/9)	Lang	Myers	Warren	Ekuban	Gold	Wilson	D.J. Williams	Bailey	Da. Williams	Lynch	Ferguson	
vs. Oak. (10/15)	Lang	Myers	Warren	Ekuban	Gold	Wilson	D.J. Williams	Bailey	Da. Williams	Lynch	Ferguson	
at Cle. (10/22)	Lang	Myers	Warren	Ekuban	Gold	Wilson	D.J. Williams	Bailey	Da. Williams	Lynch	Ferguson	
vs. Ind. (10/29)	Lang	Myers	Veal	Ekuban	Gold	Wilson	D.J. Williams	Bailey	Da. Williams	Lynch	Ferguson	
at Pit. (11/5)	Lang	Myers	Warren	Ekuban	Gold	Wilson	D.J. Williams	Bailey	Da. Williams	Lynch	Ferguson	
at Oak. (11/12)	Lang	Myers	Warren	Engelberger	Webster	Wilson	D.J. Williams	Bailey	Da. Williams	Lynch	Ferguson	
vs. S.D. (11/19)	Lang	Myers	Warren	Ekuban	Gold	Wilson	D.J. Williams	Bailey	Da. Williams	Lynch	Ferguson	
at K.C. (11/23)	Lang	Myers	Warren	Ekuban	Gold	Wilson	D.J. Williams	Bailey	Da. Williams	Lynch	Cox	
vs. Sea. (12/3)	Lang	Myers	Warren	Ekuban	Gold	Wilson	D.J. Williams	Bailey	Da. Williams	Lynch	Cox	Foxworth
at S.D. (12/10)	Lang	Myers	Warren	Ekuban	Gold	Wilson	D.J. Williams	Bailey	Da. Williams	Lynch	Foxworth	
at Ari. (12/17)	Lang	Myers	Warren	Ekuban	Gold	Wilson	D.J. Williams	Bailey	Foxworth	Lynch	Cox	
vs. Cin. (12/24)	Lang	Myers	Warren	Ekuban	Gold	Wilson	D.J. Williams	Bailey	Da. Williams	Lynch	Foxworth	
vs. S.F. (12/31)	Lang	Myers	Warren	Ekuban	Gold	Webster	D.J. Williams	Bailey	Cox	Lynch	Foxworth	

2006 INDIVIDUAL SINGLE-GAME HIGHS

BRONCOS (REGULAR SEASON)

STATISTIC	TOTAL	PLAYER(S)
YARDS RUSHING	136	Mike Bell, vs. Indianapolis (10/29/06)
RUSHING ATTEMPTS	27	Tatum Bell, at New England (9/24/06)
RUSHING TOUCHDOWNS	2	Mike Bell, three times, last at Arizona (12/17/06)
YARDS PASSING	261	Jay Cutler, at Arizona (12/17/06)
PASS ATTEMPTS	41	Jake Plummer, at Cleveland (10/22/06)
PASS COMPLETIONS	25	Jake Plummer, at Kansas City (11/23/06)
TOUCHDOWN PASSES	3	Jake Plummer, at Pittsburgh (11/5/06)
PASSES HAD INTERCEPTED	3	Jake Plummer, twice, last at Oakland (11/12/06)
RECEPTIONS	9	Javon Walker, at Cleveland (10/22/06)
RECEIVING YARDS	134	Javon Walker, at Pittsburgh (11/5/06)
RECEIVING TOUCHDOWNS	2	three times, last Tony Scheffler, at San Diego (12/10/06)
TOTAL YARDS FROM SCRIMMAGE	206	Javon Walker, at Pittsburgh (11/5/06)
FIELD GOALS	3	Jason Elam, three times, last vs. San Francisco (12/31/06 - OT)
TACKLES	15	Al Wilson, vs. Baltimore (10/9/06)
INTERCEPTIONS	2	Champ Bailey, twice, last at Arizona (12/17/06)
SACKS	3.0	Elvis Dumervil, at Cleveland (10/22/06)
LONGEST RUN FROM SCRIMMAGE	72t	Javon Walker, at Pittsburgh (11/5/06)
LONGEST PASS COMPLETION	83t	Jake Plummer, at New England (9/24/06)
LONGEST PASS RECEPTION	83t	Javon Walker, at New England (9/24/06)
LONGEST INTERCEPTION RETURN	70t	Champ Bailey, vs. San Francisco (12/31/06 - OT)
LONGEST PUNT RETURN	42	David Kircus, at Oakland (11/12/06)
LONGEST KICKOFF RETURN	64	Quincy Morgan, at Arizona (12/17/06)
LONGEST PUNT	61	Paul Ernster, vs. Kansas City (9/17/06 - OT)
LONGEST FIELD GOAL	51	Jason Elam, vs. Oakland (10/15/06)

OPPONENTS (REGULAR SEASON)

STATISTIC	TOTAL	PLAYER(S)
YARDS RUSHING	157	Larry Johnson, at Kansas City (11/23/06)
RUSHING ATTEMPTS	34	Larry Johnson, at Kansas City (11/23/06)
RUSHING TOUCHDOWNS	3	LaDainian Tomlinson, twice, last at San Diego (12/10/06)
YARDS PASSING	433	Ben Roethlisberger, at Pittsburgh (11/5/06)
PASS ATTEMPTS	55	Tom Brady, at New England (9/24/06)
PASS COMPLETIONS	38	Ben Roethlisberger, at Pittsburgh (11/5/06)
TOUCHDOWN PASSES	3	Peyton Manning, vs. Indianapolis (10/29/06)
PASSES HAD INTERCEPTED	3	twice, last Ben Roethlisberger, at Pittsburgh (11/5/06)
RECEPTIONS	10	Reggie Wayne, vs. Indianapolis (10/29/06)
RECEIVING YARDS	138	Reggie Wayne, vs. Indianapolis (10/29/06)
RECEIVING TOUCHDOWNS	3	Reggie Wayne, vs. Indianapolis (10/29/06)
TOTAL YARDS FROM SCRIMMAGE	185	Frank Gore, vs. San Francisco (12/31/06 - OT)
FIELD GOALS	6	Jeff Wilkins, at St. Louis (9/10/06)
TACKLES	13	twice, last Gary Brackett, vs. Indianapolis (10/29/06)
INTERCEPTIONS	2	twice, last Walt Harris, vs. San Francisco (12/31/06 - OT)
SACKS	2.0	four times, last Domata Peko, vs. Cincinnati (12/24/06)
LONGEST RUN FROM SCRIMMAGE	41	Michael Bennett, at Kansas City (11/23/06)
LONGEST PASS COMPLETION	63	Ben Roethlisberger, at Pittsburgh (11/5/06)
LONGEST PASS RECEPTION	63	Hines Ward, at Pittsburgh (11/5/06)
LONGEST INTERCEPTION RETURN	46	Dexter Jackson, vs. Cincinnati (12/24/06)
LONGEST PUNT RETURN	21	Dante Hall, vs. Kansas City (9/17/06 - OT)
LONGEST KICKOFF RETURN	60	Dante Hall, at Kansas City (11/23/06)
LONGEST PUNT	67	Shane Lechler, vs. Oakland (10/15/06)
LONGEST FIELD GOAL	55	Sebastian Janikowski, at Oakland (11/12/06)

2006 BRONCOS SINGLE-GAME HIGHS & LOWS

STATISTIC	HIGH	LOW
TOTAL FIRST DOWNS	26 at Arizona (12/17/06)	13 three times, last at Oakland (11/12/06)
TOTAL NET YARDS	400 at New England (9/24/06)	222 vs. Baltimore (10/9/06)
TOTAL OFFENSIVE PLAYS	80 at Cleveland (10/22/06)	51 twice, last at Pittsburgh (11/5/06)
NET YARDS RUSHING	227 vs. Indianapolis (10/29/06)	38 at Kansas City (11/23/06)
RUSHING ATTEMPTS	38 at Arizona (12/17/06)	16 at Kansas City (11/23/06)
NET YARDS PASSING	256 twice, last at Arizona (12/17/06)	91 vs. Oakland (10/15/06)
PASS ATTEMPTS	41 at Cleveland (10/22/06)	18 vs. Oakland (10/15/06)
PASS COMPLETIONS	25 at Kansas City (11/23/06)	10 vs. Seattle (12/3/06)
PASSES HAD INTERCEPTED	3 twice, last at Oakland (11/12/06)	0 five times, last at San Diego (12/10/06)
TIMES SACKED	4 twice, last at San Diego (12/10/06)	0 twice, last at New England (9/24/06)
PUNTS	8 at New England (9/24/06)	1 at Arizona (12/17/06)
GROSS PUNTING AVERAGE	52.0 vs. Kansas City (9/17/06)	33.6 at Oakland (11/12/06)
NET PUNTING AVERAGE	41.5 vs. San Diego (11/19/06)	30.5 vs. Indianapolis (10/29/06)
PUNT RETURNS	4 vs. Baltimore (10/9/06)	0 twice, last vs. San Diego (11/19/06)
PUNT RETURN YARDS	65 vs. Baltimore (10/9/06)	-4 at New England (9/24/06)
KICKOFF RETURNS	7 at San Diego (12/10/06)	1 three times, last at Cleveland (10/22/06)
KICKOFF RETURN YARDS	154 at Arizona (12/17/06)	2 vs. Kansas City (9/17/06 - OT)
INTERCEPTIONS	3 twice, last at Pittsburgh (11/5/06)	0 six times, last at San Diego (12/10/06)
INTERCEPTION RETURN YARDS	70 vs. San Francisco (12/31/06 - OT)	0 eight times, last at San Diego (12/10/06)
PENALTIES	8 twice, last vs. San Francisco (12/31/06 - OT)	0 vs. Kansas City (9/17/06 - OT)
YARDS PENALIZED	60 twice, last vs. San Diego (11/19/06)	0 vs. Kansas City (9/17/06 - OT)
FUMBLES	5 vs. Seattle (12/3/06)	0 three times, last at Pittsburgh (11/5/06)
FUMBLES LOST	3 vs. Seattle (12/3/06)	0 six times, last at Kansas City (11/23/06)
SACKS MADE	5 at Cleveland (10/22/06)	0 twice, last vs. Indianapolis (10/29/06)
FUMBLES FORCED	6 at Pittsburgh (11/5/06)	0 six times, last vs. Seattle (12/3/06)
FUMBLES RECOVERED	3 at Pittsburgh (11/5/06)	0 eight times, last vs. S.F. (12/31/06 - OT)
TIME OF POSSESSION	37:15 at Cleveland (10/22/06)	24:58 at Kansas City (11/23/06)

RICE FINISHES CAREER AS A BRONCO

Jerry Rice concluded his record-setting 20-year NFL career as a member of the Denver Broncos after competing with the team in the 2005 preseason.

Rice, a 13-time Pro Bowl selection and 11-time Associated Press All-Pro who is regarded as the greatest wide receiver in NFL history, agreed to terms with the Broncos on Wednesday, May 25, 2005. He played in all four of the Broncos' preseason games, starting twice, and caught four passes for 24 yards while wearing jersey No. 19.

The final reception of Rice's career was a 6-yard pass from quarterback Bradlee Van Pelt at 10:16 of the third quarter in Denver's last pre-season game at Arizona on Sept. 2, 2005.

Rice announced his retirement from professional football at a morning press conference on Monday, Sept. 5, 2005, in the team meeting room of the Paul D. Bowlen Memorial Broncos Centre.

"Wow, I never thought I would see this day," Rice said in announcing his retirement. "But it's here now and I feel pretty good about it. I'm happy with my decision—coming here to Denver. I'd like to thank (Broncos Owner) Pat (Bowlen) and also (Head Coach) Mike (Shanahan) for giving me the opportunity to just come here and be part of something pretty special."



2006 OPPONENTS SINGLE-GAME HIGHS & LOWS

STATISTIC	HIGH	LOW
TOTAL FIRST DOWNS	27 at Pittsburgh (11/5/06)	10 at Cleveland (10/22/06)
TOTAL NET YARDS	499 at Pittsburgh (11/5/06)	165 at Cleveland (10/22/06)
TOTAL OFFENSIVE PLAYS	77 at Pittsburgh (11/5/06)	51 at Cleveland (10/22/06)
NET YARDS RUSHING	223 at Kansas City (11/23/06)	34 at Cleveland (10/22/06)
RUSHING ATTEMPTS	41 at Kansas City (11/23/06)	13 at Cleveland (10/22/06)
NET YARDS PASSING	403 at Pittsburgh (11/5/06)	131 vs. Kansas City (9/17/06 - OT)
PASS ATTEMPTS	55 at New England (9/24/06)	22 at Kansas City (11/23/06)
PASS COMPLETIONS	38 at Pittsburgh (11/5/06)	13 twice, last at Kansas City (11/23/06)
PASSES HAD INTERCEPTED	3 twice, last at Pittsburgh (11/5/06)	0 six times, last at San Diego (12/10/06)
TIMES SACKED	5 at Cleveland (10/22/06)	0 twice, last vs. Indianapolis (10/29/06)
PUNTS	8 twice, last vs. Seattle (12/3/06)	1 vs. Indianapolis (10/29/06)
GROSS PUNTING AVERAGE	55.0 vs. Oakland (10/15/06)	33.0 vs. Indianapolis (10/29/06)
NET PUNTING AVERAGE	45.3 at San Diego (12/10/06)	31.3 vs. Baltimore (10/9/06)
PUNT RETURNS	5 twice, last vs. Seattle (12/3/06)	0 at Arizona (12/17/06)
PUNT RETURN YARDS	72 vs. Kansas City (9/17/06 - OT)	-1 vs. Oakland (10/15/06)
KICKOFF RETURNS	6 twice, last vs. San Francisco (12/31/06 - OT)	1 vs. Oakland (10/15/06)
KICKOFF RETURN YARDS	169 vs. San Diego (11/19/06)	26 vs. Oakland (10/15/06)
INTERCEPTIONS	3 twice, last at Oakland (11/12/06)	0 five times, last at San Diego (12/10/06)
INTERCEPTION RETURN YARDS	70 vs. San Francisco (12/31/06 - OT)	-8 vs. Baltimore (10/9/06)
PENALTIES	13 vs. Oakland (10/15/06)	2 at Cleveland (10/22/06)
YARDS PENALIZED	95 vs. Oakland (10/15/06)	10 at Cleveland (10/22/06)
FUMBLES	6 at Pittsburgh (11/5/06)	0 six times, last vs. Seattle (12/3/06)
FUMBLES LOST	3 at Pittsburgh (11/5/06)	0 nine times, last vs. S.F. (12/31/06 - OT)
SACKS MADE	4 twice, last at San Diego (12/10/06)	0 twice, last at New England (9/24/06)
FUMBLES FORCED	3 at Arizona (12/17/06)	0 four times, last at Pittsburgh (11/5/06)
FUMBLES RECOVERED	3 vs. Seattle (12/3/06)	0 seven times, last at K.C. (11/23/06)
TIME OF POSSESSION	38:58 vs. San Francisco (12/31/06 - OT)	22:45 at Cleveland (10/22/06)

DENVER'S 2006 REGULAR-SEASON RECORD WAS...

Rec.	Situation	Rec.	Situation
3-2	leading after 1st quarter	0-0	Denver passes for 300 yards
5-4	leading after 2nd quarter	2-1	opponent passes for 300 yards
6-3	leading after 3rd quarter	0-1	playing indoors
2-5	trailing after 1st quarter	9-6	playing outdoors
3-3	trailing after 2nd quarter	0-1	playing on an artificial surface
2-4	trailing after 3rd quarter	9-6	playing on natural grass
5-2	Denver scores first	6-4	winning the coin toss
4-5	opponent scores first	3-3	losing the coin toss
1-0	tied at the half	3-5	scoring 20 or more points
8-6	Denver rushes for 100 yards	3-5	yielding 20 or more points
4-6	opponent rushes for 100 yards	1-1	in overtime games
6-1	winning turnover margin	1-4	losing turnover margin

2006 BRONCOS GAME-BY-GAME STATISTICS

	at Sit. (9/10)	vs. K.C. (9/17)	at N.E. (9/24)	vs. Bal. (10/9)	vs. Oak. (10/15)	at Cle. (10/22)	vs. Ind. (10/29)	at Pit. (11/5)	at Oak. (11/12)	vs. S.D. (11/19)	at K.C. (11/23)	vs. Sea. (12/3)	at S.D. (12/10)	at Ari. (12/17)	vs. Cin. (12/24)	vs. S.F. (12/31)	TOTALS
First Downs																	
Total	17	18	19	13	15	22	24	13	13	20	16	14	19	26	17	19	285
Rushing	9	8	6	5	7	7	13	3	3	9	3	7	7	10	6	3	106
Passing	7	9	10	8	6	15	9	8	10	9	12	6	9	13	8	12	151
Penalty	1	1	3	0	2	0	2	2	0	2	1	1	3	3	3	4	28
Third-Down Efficiency																	
Converted	5	3	7	6	5	9	7	3	3	6	4	4	2	6	5	3	78
Attempts	12	14	16	12	11	20	11	12	14	15	12	14	10	12	13	13	211
Efficiency	42%	21%	44%	50%	45%	45%	64%	25%	21%	40%	33%	29%	20%	50%	38%	23%	37%
Fourth-Down Efficiency																	
Converted	1	1	0	0	0	1	0	0	1	2	0	1	0	0	0	0	7
Attempts	1	1	0	0	0	1	0	0	2	3	1	1	2	0	1	0	13
Efficiency	100%	100%	0%	0%	0%	100%	0%	0%	50%	67%	0%	100%	0%	0%	0%	0%	54%
Total Offense																	
Net Yards	259	318	400	222	235	347	396	336	264	326	244	302	328	362	287	325	4951
Plays	55	66	64	53	51	80	58	51	59	65	57	58	62	70	60	64	973
Avg./play	4.7	4.8	6.3	4.2	4.6	4.3	6.8	6.6	4.5	5.0	4.3	5.2	5.3	5.2	4.8	5.1	5.1
Rushing																	
Net Yards	161	145	144	116	144	150	227	115	63	158	38	181	162	106	127	115	2152
Attempts	25	36	34	28	31	37	36	23	26	35	16	34	28	38	34	27	488
Avg./rush	6.4	4.0	4.2	4.1	4.6	4.1	6.3	5.0	2.4	4.5	2.4	5.3	5.8	2.8	3.7	4.3	4.4
TFL - yds.	1-1	5-16	2-4	3-4	1-3	5-10	1-5	1-2	2-3	1-5	3-7	2-2	1-1	6-26	2-2	3-7	39-99
Passing																	
Net Yards	98	173	256	106	91	197	169	221	201	168	121	166	256	160	210	210	2799
Sacks	4	0	0	1	2	2	1	1	2	2	2	3	4	1	3	3	31
Yds. Lost	40	0	0	0	11	12	5	6	9	15	10	22	22	5	19	20	196
Gross Yds.	138	173	256	106	102	209	174	227	210	183	216	143	188	261	179	230	2995
Attempts	26	30	30	24	18	41	21	27	31	28	39	21	30	31	23	34	454
Compl.	13	16	15	13	11	20	13	16	20	13	25	10	17	21	12	21	256
Pct.	50%	53%	50%	54%	61%	49%	62%	59%	65%	46%	64%	48%	57%	68%	52%	62%	56%
Int.	3	1	0	1	0	2	0	0	3	1	1	2	0	1	1	2	18
Avg./play	3.3	5.8	8.5	4.2	4.6	4.6	7.7	7.9	6.1	5.6	5.0	5.2	4.9	8.0	6.2	5.7	5.8
Kickoffs																	
No.	3	3	4	4	4	4	6	6	4	6	3	4	5	8	5	6	75
In End Zone-TB	2-1	3-1	1-1	2-1	4-3	1-1	6-4	3-1	0-0	5-1	1-0	2-0	2-2	2-1	2-0	2-0	36-17
Punts																	
No.	4	5	8	4	4	6	2	7	4	5	7	4	5	1	6	6	80
Yards	170	260	329	169	151	210	100	296	235	191	219	307	159	34	256	252	3338
Avg.	42.5	52.0	41.1	42.3	37.8	35.0	50.0	42.3	33.6	47.8	39.8	34.0	42.7	42.0			41.7
Net Avg.	37.5	37.6	34.6	38.8	38.0	34.7	30.5	41.0	32.0	41.5	38.4	38.7	33.5	34.0	36.0	35.8	36.6
Had Blocked	0	0	0	0	0	0	0	0	0	0	0	0	0	0	0	0	0
Kicks, Had Blocked																	
FGs-PATs	0-0	0-0	0-0	0-0	0-0	0-0	0-0	0-0	0-0	0-0	0-0	0-0	0-0	0-0	0-0	0-0	0-0
Punt Returns																	
No.	1	2	3	4	3	3	0	1	2	0	1	2	1	3	3	3	32
Yards	3	7	-4	65	31	10	0	10	57	0	0	6	-3	25	33	54	294
Avg.	3.0	3.5	-1.3	16.3	10.3	3.3	0	10.0	28.5	0.0	0.0	3.0	-3.0	8.3	11.0	18.0	9.2
Kickoff Returns																	
No.	4	2	1	2	1	1	3	4	3	3	6	5	7	5	3	4	54
Yards	78	2	12	42	23	12	64	71	66	78	142	127	136	154	50	130	1187
Avg.	19.5	1.0	12.0	21.0	23	12.0	21.3	17.8	22.0	26.0	23.7	25.4	19.4	30.8	16.7	32.5	22.0
Interception Returns																	
No.	0	0	0	3	1	1	0	3	0	2	1	1	0	2	2	1	17
Yards	0	0	0	45	0	30	0	5	0	31	6	0	0	37	20	70	244
Avg.	0.0	0.0	0.0	15.0	0.0	30.0	0.0	1.7	0.0	15.5	6.0	0.0	0.0	18.5	10.0	70.0	14.4
Penalties																	
Number	4	0	7	3	5	3	3	8	4	6	7	3	2	1	3	8	67
Yds. Lost	30	0	52	25	39	30	24	60	15	60	44	25	10	5	10	49	478
Fumbles																	
No.	2	1	0	2	1	0	1	0	2	2	2	5	3	3	3	2	29
Lost	2	0	0	1	1	0	1	0	0	0	0	3	1	1	1	1	12
Touchdowns																	
Total TDs	1	0	2	1	1	2	4	4	2	3	1	2	2	4	3	2	34
Rush	1	0	0	0	1	1	3	1	0	2	0	0	0	2	1	0	12
Pass	0	0	2	1	0	1	1	3	2	0	1	2	2	2	2	1	20
Returns	0	0	0	0	0	0	0	0	0	1	0	0	0	0	0	1	2
Extra Points																	
Md.-Att.	1-1	0-0	2-2	1-1	1-1	2-2	4-4	4-4	2-2	3-3	1-1	2-2	2-2	4-4	3-3	2-2	34-34
Kick Md.-Att.	1-1	0-0	2-2	1-1	1-1	2-2	4-4	4-4	2-2	3-3	1-1	2-2	2-2	4-4	3-3	2-2	34-34
Rush Md.-Att.	0-0	0-0	0-0	0-0	0-0	0-0	0-0	0-0	0-0	0-0	0-0	0-0	0-0	0-0	0-0	0-0	0-0
Pass Md.-Att.	0-0	0-0	0-0	0-0	0-0	0-0	0-0	0-0	0-0	0-0	0-0	0-0	0-0	0-0	0-0	0-0	0-0
Field Goals																	
Md.-Att.	1-1	3-4	1-1	2-2	2-2	1-2	1-1	1-1	1-1	2-2	1-1	2-2	2-2	3-3	1-1	3-3	27-29
Red Zone Efficiency																	
TDs-Att.	1-1	0-2	0-1	1-1	1-3	2-3	4-4	3-4	1-2	2-3	1-2	1-2	1-3	3-6	2-3	1-4	24-44
Efficiency	100%	0%	0%	100%	33%	67%	100%	75%	50%	67%	50%	50%	33%	50%	67%	25%	55%
Goal-to-Go Efficiency																	
TDs-Att.	1-1	0-2	0-1	1-1	1-2	2-2	3-3	2-2	1-1	0-0	1-1	1-1	0-0	3-4	2-2	0-3	18-26
Efficiency	100%	0%	0%	100%	50%	100%	100%	100%	100%	0%	100%	100%	0%	75%	100%	0%	69%
Safeties																	
Total Points	0	9	17	13	13	17	31	31	17	27	10	20	20	37	24	23	319
Possession Avg.	27:11	34:23	31:45	28:22	28:24	37:15	31:03	25:27	30:15	30:49	24:58	29:29	29:14	33:52	29:51	34:06	29:50

2006 OPPONENT GAME-BY-GAME STATISTICS

	at StL (9/10)	vs. K.C. (9/17)	at N.E. (9/24)	vs. Bal. (10/9)	vs. Oak. (10/15)	at Cle. (10/22)	vs. Ind. (10/29)	at Pit. (11/5)	at Oak. (11/12)	vs. S.D. (11/19)	at K.C. (11/23)	vs. Sea. (12/3)	at S.D. (12/10)	at Ari. (12/17)	vs. Cin. (12/24)	vs. S.F. (12/31)	TOTALS
First Downs																	
Total	16	16	22	16	14	10	23	27	13	21	22	12	22	17	23	17	291
Rushing	6	7	3	6	2	1	5	4	4	9	12	4	11	6	10	7	97
Passing	9	9	18	10	10	9	18	21	8	12	8	7	11	10	13	10	183
Penalty	1	0	1	0	2	0	0	2	1	0	2	1	0	1	0	0	11
Third-Down Efficiency																	
Converted	3	5	4	6	4	1	7	4	5	8	4	3	8	4	6	9	81
Attempts	15	13	16	15	13	11	11	13	16	12	10	16	13	12	15	20	221
Efficiency	20%	38%	25%	40%	31%	9%	64%	31%	31%	67%	40%	19%	62%	33%	40%	45%	37%
Fourth-Down Efficiency																	
Converted	0	0	1	0	1	0	0	0	0	0	0	0	0	1	1	1	5
Attempts	0	0	3	0	2	3	0	2	0	0	0	0	0	1	1	2	14
Efficiency	0%	0%	33%	0%	50%	0%	0%	0%	0%	0%	0%	0%	0%	100%	100%	50%	36%
Total Offense																	
Net Yards	320	276	370	257	244	165	437	499	244	342	382	270	419	295	343	360	5223
Plays	65	58	76	61	60	60	60	77	62	56	64	60	58	58	76	76	1020
Avg./play	4.9	4.8	4.9	4.2	4.1	3.2	7.3	6.5	3.9	6.1	6.0	4.5	7.0	5.1	4.5	4.7	5.1
Rushing																	
Net Yards	125	145	50	103	85	34	92	96	46	125	223	108	143	100	149	189	1813
Attempts	28	34	21	25	30	13	21	19	26	29	41	31	36	20	34	39	447
Avg./rush	4.5	4.3	2.4	4.1	2.8	2.6	4.4	5.1	1.8	4.3	5.4	3.5	4.0	5	4.4	4.8	4.1
TFL - yds.	7-13	2-4	4-6	2-3	4-9	2-3	1-4	0-0	6-13	2-2	0-0	3-7	5-11	1-2	3-6	1-4	43.87
Passing																	
Net Yards	195	131	320	154	159	131	345	403	198	217	159	162	276	195	194	171	3410
Sacks	3	1	0	2	4	5	0	4	3	1	1	1	1	3	2	4	35
Yds. Lost	22	2	0	11	30	18	0	30	16	5	2	6	3	19	15	23	202
Gross Yds.	217	133	320	165	189	149	345	433	214	222	161	168	279	214	209	194	3612
Attempts	34	23	55	34	26	13	33	39	54	33	26	22	28	23	35	40	33
Compl.	18	17	31	20	13	19	32	38	18	19	13	16	15	20	21	17	327
FctL	53%	74%	56%	59%	50%	58%	82%	70%	55%	73%	59%	57%	65%	57%	53%	52%	61%
Int.	0	0	0	3	1	1	0	3	0	2	1	1	0	2	2	1	17
Avg./play	5.3	5.5	5.8	4.3	5.3	3.4	8.8	6.9	5.5	8	6.9	5.6	10.9	5.1	4.6	4.6	6.0
Kickoffs																	
No.	7	4	2	2	2	2	8	4	4	6	2	6	9	5	5	7	79
In End Zone-TB	5-3	2-2	1-1	0-0	2-1	2-1	7-5	1-0	1-0	5-3	2-0	2-1	5-2	3-0	2-2	5-3	45-23
Punts																	
No.	3	6	7	6	4	6	1	2	8	3	2	8	3	3	5	7	74
Yards	150	281	306	253	220	243	33	80	356	110	75	307	133	157	229	307	3240
Avg.	50.0	46.8	43.7	42.2	55.0	40.5	33.0	40.0	44.5	36.7	37.5	38.4	44.3	52.3	45.8	43.9	43.8
Net Avg.	42.3	39.0	44.3	31.3	42.3	38.8	33.0	35.0	32.4	36.7	37.5	37.6	45.3	44.0	39.2	33.3	37.9
Had Blocked	0	0	0	0	0	0	0	0	0	0	0	0	0	0	0	0	0
Kicks, Had Blocked																	
FGs-PATs	0-0	0-0	1-0	0-0	0-0	0-0	0-0	0-0	0-0	0-0	0-0	0-0	0-0	0-0	0-0	0-0	1-0
Punt Returns																	
No.	1	5	3	1	2	2	1	3	3	2	3	5	2	0	3	3	39
Yards	0	72	32	14	-1	2	19	9	11	25	7	36	5	0	20	17	268
Avg.	0.0	14.4	10.7	14.0	-0.5	1.0	19.0	3.0	3.7	12.5	2.3	7.2	2.5	0.0	6.7	5.7	6.9
Kickoff Returns																	
No.	2	2	3	3	1	3	2	5	4	5	2	4	3	6	4	6	55
Yards	51	59	66	56	26	94	49	115	109	169	86	107	85	149	107	152	1480
Avg.	25.5	29.5	22.0	18.7	26.0	31.3	24.5	23.0	27.3	33.8	43.0	26.8	28.3	24.8	26.8	25.3	26.9
Interception Returns																	
No.	3	1	0	1	0	2	0	0	3	1	1	2	0	1	1	2	18
Yards	51	0	0	-8	0	29	0	0	13	23	0	45	0	23	46	70	292
Avg.	17.0	0.0	0.0	-8.0	0.0	14.5	0.0	0.0	4.3	23.0	0.0	22.5	0.0	23.0	46.0	35.0	16.2
Penalties																	
Number	10	4	6	3	13	2	5	5	3	5	4	10	5	6	8	8	97
Yds. Lost	94	26	78	15	95	10	55	50	25	35	25	80	38	52	46	61	785
Fumbles																	
No.	0	3	0	1	2	3	0	6	2	0	0	0	1	2	4	4	28
Lost	0	2	0	0	1	2	0	3	2	0	0	0	1	0	2	0	13
Touchdowns																	
Total TDs	0	0	1	0	0	1	3	2	1	5	1	2	6	2	3	2	29
Rush	0	0	0	0	0	0	0	1	1	3	1	1	4	1	1	0	13
Pass	0	0	1	0	0	1	3	1	0	2	0	0	2	0	2	1	13
Returns	0	0	0	0	0	0	0	0	0	0	0	1	0	1	0	1	3
Extra Points																	
Mid-Att.	0-0	0-0	1-1	0-0	0-0	1-1	3-3	2-2	1-1	5-5	1-1	2-2	6-6	2-2	2-3	2-2	28-29
Kick Mid-Att.	0-0	0-0	1-1	0-0	0-0	1-1	2-2	2-2	1-1	5-5	1-1	2-2	6-6	2-2	2-2	2-2	27-27
Rush Mid-Att.	0-0	0-0	0-0	0-0	0-0	0-0	0-0	0-0	0-0	0-0	0-0	0-0	0-0	0-0	0-0	0-0	0-0
Pass Mid-Att.	0-0	0-0	0-0	0-0	0-0	0-0	1-1	0-0	0-0	0-0	0-0	0-0	0-0	0-0	0-1	0-0	1-2
Field Goals																	
Mid-Att.	6-7	2-2	0-1	1-1	1-2	0-0	4-4	2-3	2-3	0-0	4-4	3-5	2-2	2-3	1-1	4-4	34-42
Red Zone Efficiency																	
TDs-Att.	0-5	0-2	1-2	0-2	0-1	1-1	3-5	2-5	1-2	4-4	1-5	1-2	6-8	1-3	3-4	0-3	24-54
Efficiency	0%	0%	50%	0%	0%	100%	60%	40%	50%	100%	20%	50%	75%	33%	75%	0%	44%
Goal-Line Efficiency																	
TDs-Att.	0-4	0-0	1-1	0-0	0-0	1-1	0-0	1-1	1-1	4-4	1-3	1-1	3-3	1-1	3-4	0-0	17-24
Efficiency	0%	0%	100%	0%	0%	100%	0%	100%	100%	100%	33%	100%	100%	100%	75%	0%	71%
Safeties	0	0	0	0	0	0	0	0	0	0	0	0	0	0	0	0	0
Total Points	18	6	7	3	3	7	34	20	13	35	19	23	38	20	23	26	305
Possession Avg.	32.49	30.47	28.15	31.38	31.36	22.45	28.57	34.33	29.45	29.11	35.02	30.31	34.46	26.08	30.09	38.58	30.15

2006 GAME-BY-GAME PARTICIPATION

	at Sit. (9/10)	vs. K.C. (9/17)	at N.E. (9/24)	vs. Bal. (10/9)	vs. Oak. (10/15)	at Cle. (10/22)	vs. Ind. (10/29)	at Pit. (11/5)	at Oak. (11/12)	vs. S.D. (11/19)	at K.C. (11/23)	vs. Sea. (12/3)	at S.D. (12/10)	at Ari. (12/17)	vs. Cin. (12/24)	vs. S.F. (12/31)	Reg. Season P-S-DNP-INA
Abdullah	P	P	P	INA	INA	INA	INA	INA	P	P	P	P	P	P	P	P	11-0-0-5
Adams	INA	INA	NWT	NWT	NWT	NWT	NWT	NWT	NWT	NWT	NWT	NWT	NWT	NWT	NWT	NWT	0-0-0-2
Alexander	TE	TE	TE	TE	TE	TE	TE	TE	TE	TE	TE	TE	TE	TE	TE	TE	16-14-0-0
Bailey	LCB	LCB	LCB	LCB	LCB	LCB	LCB	LCB	LCB	LCB	LCB	LCB	LCB	LCB	LCB	LCB	16-16-0-0
Bell, M.	P	P	P	P	P	P	P	P	P	P	P	P	P	P	P	P	15-3-0-1
Bell, T.	RB	RB	RB	RB	RB	RB	RB	RB	RB	RB	RB	RB	RB	RB	RB	RB	13-13-0-3
Belton	NWT	NWT	NWT	NWT	NWT	NWT	NWT	NWT	NWT	NWT	NWT	NWT	NWT	NWT	NWT	NWT	0-0-0-0
Brandon	P	P	P	P	P	P	P	P	P	P	P	P	P	P	P	P	8-0-0-0
Brown	INA	INA	INA	INA	INA	INA	INA	INA	INA	INA	INA	INA	INA	INA	INA	INA	0-0-0-4
Burns	P	P	P	P	P	P	P	P	P	P	P	P	P	P	P	P	15-0-0-1
Burton	PS	PS	PS	PS	PS	PS	PS	PS	PS	PS	PS	PS	PS	PS	PS	PS	1-0-0-7
Cargile	NWT	NWT	NWT	NWT	NWT	NWT	NWT	NWT	NWT	NWT	NWT	NWT	NWT	NWT	NWT	NWT	3-0-0-1
Carlisle	RG	RG	RG	RG	RG	RG	RG	RG	RG	RG	RG	RG	RG	RG	RG	RG	16-16-0-0
Chukwurah	P	P	P	P	P	P	P	P	P	P	P	P	P	P	P	P	14-0-0-2
Clark	PS	PS	PS	PS	PS	PS	PS	PS	PS	PS	PS	PS	PS	PS	PS	PS	6-0-0-4
Cobbis	INA	P	INA	INA	INA	INA	INA	P	INA	INA	INA	INA	INA	INA	INA	INA	2-0-0-14
Cox	P	P	P	P	P	P	P	P	P	P	P	P	P	P	P	P	16-4-0-0
Cutler	DNP	DNP	DNP	DNP	DNP	DNP	DNP	DNP	DNP	DNP	DNP	DNP	DNP	DNP	DNP	DNP	15-5-11-0
Devoe	P	INA	INA	INA	INA	INA	INA	NWT	NWT	NWT	NWT	NWT	NWT	NWT	NWT	NWT	1-0-0-7
Dumervil	INA	INA	INA	P	P	P	P	P	P	P	P	P	P	P	P	P	13-0-0-3
Ekuban	RE	RE	RE	RE	RE	RE	RE	RE	RE	RE	RE	RE	RE	RE	RE	RE	15-15-0-1
Elam	P	P	P	P	P	P	P	P	P	P	P	P	P	P	P	P	16-0-0-0
Engelberger	P	P	P	P	P	P	P	RE	P	P	P	P	P	P	P	P	16-1-0-0
Ernst	P	P	P	P	P	P	P	P	P	P	P	P	P	P	P	P	16-0-0-0
Estlinger	PLACED ON INJURED RESERVE 9/2/06 (RIGHT SHOULDER)																0-0-0-0
Ferguson	SS	SS	SS	SS	SS	SS	SS	SS	SS	SS	SS	SS	SS	SS	SS	SS	10-10-0-0
Foster	RT	RT	RT	RT	RT	RT	RT	RT	P	P	P	RT	RT	RT	RT	RT	16-13-0-0
Foxworth	P	P	P	P	P	P	P	P	P	P	P	CB	SS	RCB	SS	SS	16-5-0-0
Gold	WLB	WLB	WLB	WLB	WLB	WLB	WLB	WLB	WLB	WLB	WLB	WLB	WLB	WLB	WLB	WLB	15-15-0-1
Gordon	PS	PS	PS	PS	PS	PS	PS	PS	PS	PS	PS	PS	PS	PS	PS	PS	0-0-0-0
Green	P	P	P	P	P	P	P	P	P	P	P	P	P	P	P	P	16-0-0-0
Hall	NWT	NWT	NWT	NWT	NWT	NWT	NWT	NWT	NWT	NWT	NWT	NWT	NWT	NWT	NWT	NWT	0-0-0-0
Hamilton	LG	LG	LG	LG	LG	LG	LG	LG	LG	LG	LG	LG	LG	LG	LG	LG	16-16-0-0
Harris	NWT	NWT	NWT	NWT	NWT	NWT	NWT	NWT	NWT	NWT	NWT	NWT	NWT	NWT	NWT	NWT	6-0-0-0
Hixon	NFI	NFI	NFI	NFI	NFI	NFI	NFI	NFI	NFI	NFI	NFI	NFI	NFI	NFI	NFI	NFI	0-0-0-0
Hunt	PS	PS	PS	PS	PS	PS	PS	PS	PS	PS	PS	PS	PS	PS	PS	PS	0-0-0-0
Jackson	P	INA	INA	INA	INA	INA	P	P	P	P	P	P	P	P	P	P	11-0-0-5
Johnson	P	FB	P	FB	P	INA	FB	INA	P	P	P	FB	FB	FB	P	FB	14-7-0-2
Kircus	P	P	P	P	P	P	P	P	P	P	P	P	P	P	P	P	16-0-0-0
Kuper	INA	INA	INA	INA	INA	INA	INA	INA	INA	INA	DNP	DNP	P	INA	INA	INA	1-0-2-13
Lang	LE	LE	LE	LE	LE	LE	LE	LE	LE	LE	LE	LE	LE	LE	LE	LE	16-16-0-0
Leach	P	P	P	P	P	P	P	P	P	P	P	P	P	P	P	P	16-0-0-0
Lepis	LT	LT	LT	LT	LT	LT	LT	LT	LT	LT	LT	LT	LT	LT	LT	LT	6-6-0-0
Lynch	FS	FS	FS	FS	FS	FS	FS	FS	FS	FS	FS	FS	FS	FS	FS	FS	16-16-0-0
Marshall	INA	P	P	P	P	P	P	P	P	P	P	P	P	P	P	WR	15-1-0-1
Meadows	INA	INA	INA	INA	INA	INA	DNP	DNP	RT	RT	INA	INA	INA	DNP	DNP	DNP	3-3-4-9
Morgan	NWT	NWT	P	P	P	P	INA	INA	INA	INA	INA	INA	INA	P	P	P	7-0-0-7
Mustard	P	P	P	P	P	P	P	TE	TE	TE	TE	INA	INA	P	INA	INA	12-4-0-4
Myers, C.	P	P	P	P	P	P	P	P	P	P	P	P	P	P	P	P	16-0-0-0
Myers, M.	LDT	LDT	LDT	LDT	LDT	LDT	LDT	LDT	LDT	LDT	LDT	LDT	LDT	LDT	LDT	LDT	16-16-0-0
Nalen	C	C	C	C	C	C	C	C	C	C	C	C	C	C	C	C	16-16-0-0
Nash	PS	PS	PS	PS	PS	PS	PS	PS	PS	PS	P	INA	INA	INA	INA	INA	3-0-0-5
Nienhuis	NWT	NWT	NWT	NWT	NWT	NWT	NWT	NWT	NWT	NWT	NWT	NWT	NWT	NWT	NWT	NWT	0-0-0-0
Parsons	PS	PS	PS	PS	PS	PS	PS	PS	PS	PS	PS	PS	PS	PS	PS	PS	0-0-0-0
Paymah	P	P	P	P	P	P	P	P	P	P	P	P	P	P	P	P	16-0-0-0
Pears	P	P	P	P	P	P	P	LT	LT	LT	LT	LT	LT	LT	LT	LT	16-10-0-0
Peterson	NWT	NWT	NWT	NWT	NWT	NWT	NWT	NWT	NWT	NWT	NWT	NWT	NWT	NWT	NWT	NWT	3-0-0-9
Plummer	QB	QB	QB	QB	QB	QB	QB	QB	QB	QB	QB	QB	QB	QB	QB	QB	16-11-0-0
Sapp	DNP	P	P	P	P	P	P	P	P	P	P	P	P	P	P	P	11-1-1-0
Sauerbrun	SUS	SUS	SUS	SUS	NWT	NWT	NWT	NWT	NWT	NWT	NWT	NWT	NWT	NWT	NWT	NWT	0-0-0-0
Scheffler	TE	P	TE	P	TE	P	P	INA	INA	INA	P	P	P	TE	TE	TE	13-5-0-3
Shoate	PS	PS	PS	PS	PS	PS	PS	PS	PS	PS	PS	PS	PS	PS	PS	PS	0-0-0-0
Smith	WR	WR	WR	WR	WR	WR	WR	WR	WR	WR	WR	WR	WR	WR	WR	WR	16-16-0-0
Trusty	PLACED ON INJURED RESERVE 6/6/06 (RIGHT KNEE)																0-0-0-0
Vaughn	PS	PS	PS	PS	PS	PS	PS	PS	PS	PS	PS	PS	PS	PS	PS	PS	0-0-0-0
Veal	P	P	P	P	P	P	P	P	P	P	P	P	P	P	P	P	16-1-0-0
Walker	WR	WR	WR	WR	WR	WR	WR	WR	WR	WR	WR	WR	WR	WR	WR	WR	16-16-0-0
Warren	RD	RD	RD	RD	RD	RD	RD	RD	RD	RD	RD	RD	RD	RD	RD	RD	15-15-0-1
Webster	INA	INA	INA	INA	INA	INA	INA	WLB	P	INA	INA	DNP	INA	INA	MLB	MLB	3-2-1-12
Williams, D.J.	SLB	SLB	SLB	SLB	SLB	SLB	SLB	SLB	SLB	SLB	SLB	P	SLB	SLB	SLB	SLB	16-15-0-0
Williams, Da.	RCB	RCB	RCB	RCB	RCB	RCB	RCB	RCB	RCB	RCB	RCB	RCB	RCB	INA	RCB	P	15-14-0-1
Wilson	MLB	MLB	MLB	MLB	MLB	MLB	ML	MLB	MLB	MLB	MLB	MLB	MLB	MLB	DNP	DNP	15-15-1-0

KEY: INA - inactive; PS - practice squad; NWT - not with team; SUS - suspended; 3QB - inactive-third quarterback; EXP - exempt.

2006 QUARTER-BY-QUARTER STATISTICS

FIRST QUARTER

Game	Pts.	Yds.	Run	Pass	3rd Dwn. M/A	Pct.	TOP	Penalties No. Yds.
Denver	0	24	17	7	2/3	66.7%	6:03	2 10
at Sit. (9/10)	3	70	26	44	1/3	33.3%	8:57	2 24
Denver	0	24	12	12	0/2	0.0%	5:11	0 0
vs. K.C. (9/17)	0	75	53	22	2/4	50.0%	9:49	2 10
Denver	0	82	50	32	2/5	40.0%	8:25	1 15
at N.E. (9/24)	0	54	14	40	1/3	33.3%	6:35	0 0
Denver	0	9	3	6	0/0	0.0%	3:18	1 5
vs. Bal. (10/9)	3	69	56	13	3/5	60.0%	11:42	2 10
Denver	7	92	25	67	2/3	66.7%	6:31	1 5
vs. Oak. (10/15)	0	47	16	31	2/4	50.0%	8:29	2 15
Denver	0	102	28	74	1/4	25.0%	8:01	0 0
at Cle. (10/22)	0	59	13	46	1/3	33.3%	6:59	0 0
Denver	0	28	15	13	1/2	50.0%	4:16	1 10
vs. Ind. (10/29)	3	118	39	79	3/5	60.0%	10:44	4 40
Denver	14	93	13	80	2/3	66.7%	6:28	2 15
at Pit. (11/5)	0	81	10	71	1/3	33.3%	8:32	1 5
Denver	7	58	10	48	1/4	25.0%	5:37	1 0
at Oak. (11/12)	7	55	21	34	1/4	25.0%	9:23	1 5
vs. S.D. (11/19)	7	133	67	66	4/5	80.0%	12:51	2 10
Denver	0	37	8	29	0/3	0.0%	7:05	2 14
at K.C. (11/23)	3	70	33	37	0/3	0.0%	7:55	0 0
Denver	3	42	52	-10	0/3	0.0%	6:31	1 10
vs. Sea. (12/3)	0	38	18	20	1/5	20.0%	8:29	2 15
Denver	0	40	14	26	0/3	0.0%	6:43	2 10
at S.D. (12/10)	14	135	38	97	1/2	50.0%	8:17	0 0
Denver	10	151	55	96	3/4	75.0%	11:24	0 0
at Ari. (12/17)	0	6	1	5	0/2	0.0%	3:36	0 0
Denver	0	17	13	4	1/4	25.0%	8:14	2 5
vs. Cin. (12/24)	7	50	39	11	1/4	25.0%	6:46	0 0
Denver	3	58	15	43	0/3	0.0%	8:48	0 0
vs. S.F. (12/31)	0	31	14	17	1/3	33.3%	6:12	2 27
DENVER	44	873	346	527	15/48	31.3%	10:24	19 119
OPPONENTS	47	1091	458	633	23/58	39.7%	13:56	20 161

THIRD QUARTER

Game	Pts.	Yds.	Run	Pass	3rd Dwn.	Pct.	TOP	Penalties
	No.				M/A			No. Yds.
Denver	0	69	57	12	1/3	33.3%	6:51	0 0
at Sit. (9/10)	3	72	14	58	0/3	0.0%	8:09	4 30
Denver	3	76	62	14	1/5	20.0%	8:51	0 0
vs. K.C. (9/17)	3	83	40	43	0/2	0.0%	6:09	0 0
Denver	0	45	34	11	0/3	0.0%	7:43	3 16
at N.E. (9/24)	0	52	12	40	0/4	0.0%	7:17	3 46
Denver	0	61	9	52	2/5	40.0%	6:21	2 20
vs. Bal. (10/9)	0	24	6	18	1/3	33.3%	8:39	0 0
Denver	0	25	23	2	1/2	50.0%	4:12	1 9
vs. Oak. (10/15)	3	45	18	27	1/5	20.0%	10:48	3 15
Denver	7	92	46	46	3/4	75.0%	9:35	0 0
at Cle. (10/22)	0	38	1	37	0/2	0.0%	5:25	2 10
Denver	7	92	60	32	2/4	50.0%	11:44	2 14
vs. Ind. (10/29)	14	68	19	49	1/1	100.0%	3:16	0 0
Denver	7	134	84	50	0/2	0.0%	8:00	3 25
at Pit. (11/5)	7	82	24	58	0/1	0.0%	7:00	2 25
Denver	0	49	18	31	0/2	0.0%	6:29	1 5
at Oak. (11/12)	0	70	8	62	2/6	33.3%	8:31	1 15
Denver	10	49	30	19	1/3	33.3%	8:32	0 0
vs. S.D. (11/19)	14	122	11	111	2/3	66.7%	6:28	1 5
Denver	7	59	14	45	2/2	100.0%	4:59	1 5
at K.C. (11/23)	3	105	49	56	3/5	60.0%	10:01	3 20
Denver	0	57	39	18	3/5	60.0%	8:27	1 10
vs. Sea. (12/3)	0	65	39	26	1/3	33.3%	6:33	2 15
Denver	17	148	19	129	1/2	50.0%	9:14	0 0
at S.D. (12/10)	0	39	14	25	1/3	33.3%	5:46	4 33
Denver	7	74	12	62	1/2	50.0%	6:09	0 0
at Ari. (12/17)	3	76	16	60	0/2	0.0%	8:51	2 15
Denver	7	132	72	63	3/3	100.0%	9:28	0 0
vs. Cin. (12/24)	0	39	23	16	2/4	50.0%	5:32	3 13
Denver	3	54	2	52	1/3	33.3%	6:07	2 15
vs. S.F. (12/31)	14	87	32	55	5/5	100.0%	8:53	0 0
DENVER	75	1216	581	635	22/50	44.0%	11:22	16 119
OPPONENTS	64	1067	326	741	19/52	36.5%	11:47	30 242

2006 TAKEAWAY CHART

Game	W/L	+/-	BRONCOS				OPPONENT			
			INT	Fum.	Total	Pts.	INT	Fum.	Total	Pts.
at Stl. (9/10)	L 18-10	-5	0	0	0	0	3	2	5	9
vs. K.C. (9/17)	W 9-6 (OT)	+1	0	2	2	3	1	0	1	3
at N.E. (9/24)	W 17-7	0	0	0	0	0	0	0	0	0
vs. Bal. (10/9)	W 13-3	+1	3	0	3	7	1	1	2	3
vs. Oak. (10/15)	W 13-3	+1	1	1	2	0	0	1	1	3
at Cle. (10/22)	W 17-7	+1	1	2	3	0	2	0	2	7
vs. Ind. (10/29)	L 34-31	-1	0	0	0	0	0	1	1	7
at Pit. (11/5)	W 31-20	+6	3	3	6	7	0	0	0	0
at Oak. (11/12)	W 17-13	-1	0	2	2	3	3	0	3	7
vs. S.D. (11/19)	L 35-27	+1	2	0	2	7	1	0	1	7
at K.C. (11/23)	L 19-10	0	1	0	1	0	1	0	1	3
vs. Sea. (12/3)	L 23-20	-4	1	0	1	0	2	3	5	13
at S.D. (12/10)	L 48-20	0	0	1	1	7	0	1	1	7
at Ari. (12/17)	W 37-20	0	2	0	2	3	1	1	2	7
vs. Cin. (12/24)	W 24-23	+2	2	2	4	14	1	1	2	7
vs. S.F. (12/31)	L 26-23 (OT)	-2	1	0	1	7	2	1	3	7
TOTALS	E		17	13	30	58	18	12	30	90

2006 THIRD-DOWN EFFICIENCY

Game	Overall		Rushing		Passing		Third Down and....									
	M/A	Pct.	M/A	Pct.	M/A	Pct.	1	2	3	4	5	6	7	8	9	10+
Denver	5/12	41.7%	2/4	50.0%	3/8	37.5%	0/1	1/2	2/3	1/1	0/0	0/0	1/2	0/0	0/0	0/3
at Stl. (9/10)	3/15	20.0%	0/1	0.0%	3/14	21.4%	0/0	0/0	1/1	0/2	1/1	1/2	0/1	0/2	0/0	0/6
Denver	3/14	21.4%	2/6	33.3%	1/8	12.5%	1/1	0/1	0/2	0/1	0/3	0/1	1/1	1/1	0/0	0/3
vs. K.C. (9/17)	5/13	38.5%	2/4	50.0%	3/9	33.3%	1/1	1/2	1/2	1/1	0/1	1/3	0/1	0/0	0/0	0/2
Denver	7/16	43.8%	1/3	33.3%	6/13	46.2%	1/1	1/1	0/1	0/0	0/0	2/5	1/2	1/1	1/3	0/2
at N.E. (9/24)	4/16	25.0%	2/5	40.0%	2/11	18.2%	1/1	0/1	0/1	0/0	0/1	0/2	1/1	2/3	0/0	0/6
Denver	6/12	50.0%	3/4	75.0%	3/8	37.5%	0/0	2/2	1/3	0/0	0/2	1/1	1/2	0/0	0/0	1/2
vs. Bal. (10/9)	6/15	40.0%	2/3	66.7%	4/12	33.3%	0/1	0/0	0/0	2/2	1/2	1/2	1/2	0/0	0/3	1/3
Denver	5/11	45.5%	2/4	50.0%	3/7	42.9%	1/1	0/1	1/1	0/1	1/1	1/3	0/0	0/0	1/2	0/1
vs. Oak. (10/15)	4/13	30.8%	0/2	0.0%	4/11	36.4%	1/2	0/1	0/0	0/0	0/0	1/2	1/1	0/0	0/1	1/6
Denver	9/20	45.0%	2/3	66.7%	7/17	41.2%	0/0	1/1	1/2	2/2	0/1	1/2	1/1	1/4	0/1	2/6
at Cle. (10/22)	1/11	9.1%	0/2	0.0%	1/9	11.1%	0/2	0/0	0/0	0/0	0/1	0/0	0/1	1/1	0/2	0/4
Denver	7/11	63.6%	5/5	100.0%	2/6	33.3%	3/3	0/0	0/0	0/0	3/3	0/1	0/0	0/0	0/1	1/3
vs. Ind. (10/29)	7/11	63.6%	1/1	100.0%	6/10	60.0%	0/1	1/1	3/3	1/2	0/1	1/2	1/1	0/0	0/0	0/0
Denver	3/12	25.0%	1/3	33.3%	2/9	22.2%	0/0	1/2	0/0	0/0	0/0	0/1	0/0	0/2	0/0	2/7
at Pit. (11/5)	4/13	30.8%	0/2	0.0%	4/11	36.4%	0/0	1/3	1/1	1/1	0/0	0/1	0/2	0/0	1/1	0/4
Denver	3/14	21.4%	1/5	20.0%	2/9	22.2%	1/2	0/1	0/1	0/1	0/0	0/1	1/2	0/2	1/3	
at Oak. (11/12)	5/16	31.3%	1/1	100.0%	4/15	26.7%	0/1	1/2	0/0	1/1	0/0	0/1	1/2	0/1	1/3	1/5
Denver	6/15	40.0%	3/6	50.0%	3/9	33.3%	1/1	1/1	0/0	3/6	0/1	0/3	0/1	0/0	0/0	1/2
vs. S.D. (11/19)	8/12	66.7%	3/4	75.0%	5/8	62.5%	3/3	1/2	3/4	1/1	0/0	0/1	0/0	0/1	0/0	0/0
Denver	4/12	33.3%	1/2	50.0%	3/10	30.0%	1/1	0/1	1/1	2/2	0/1	0/1	0/0	0/2	0/0	0/3
at K.C. (11/23)	4/10	40.0%	1/3	33.3%	3/7	42.9%	1/1	1/1	0/0	0/0	0/0	2/3	0/2	0/0	0/1	0/2
Denver	4/14	28.6%	1/2	50.0%	3/12	25.0%	1/2	0/0	0/0	0/1	0/2	1/3	1/2	1/2	0/0	0/2
vs. Sea. (12/3)	3/16	18.8%	1/6	16.7%	2/10	20.0%	0/0	2/2	0/1	1/5	0/1	0/1	0/0	0/0	0/1	0/5
Denver	2/10	20.0%	0/1	0.0%	2/9	22.2%	0/0	0/1	0/1	1/1	1/1	0/1	0/0	0/2	0/0	0/3
at S.D. (12/10)	8/13	61.5%	5/5	100.0%	3/8	37.5%	4/4	1/2	0/0	0/0	1/1	0/1	2/4	0/0	0/0	0/1
Denver	6/12	50.0%	2/4	50.0%	4/8	50.0%	1/2	1/1	0/1	0/0	1/1	1/3	0/0	0/0	0/0	2/4
at Ari. (12/17)	4/12	33.3%	3/4	75.0%	1/8	12.5%	0/0	1/3	1/1	1/1	0/0	0/2	1/2	0/0	0/2	0/1
Denver	5/13	38.5%	2/4	50.0%	3/9	33.3%	2/2	0/0	0/0	0/0	0/0	1/3	0/1	1/1	0/1	1/5
vs. Cin. (12/24)	6/15	40.0%	3/3	100.0%	3/12	25.0%	3/3	0/0	0/0	0/0	1/2	1/2	0/1	0/0	0/3	1/4
Denver	3/13	23.1%	0/4	0.0%	3/9	33.3%	0/2	0/0	0/0	1/1	1/1	0/1	0/1	0/0	0/1	1/6
vs. S.F. (12/31)	9/20	45.0%	2/4	50.0%	7/16	43.8%	2/2	0/0	2/2	1/2	1/6	0/0	2/4	1/1	0/1	0/2
DENVER	78/211	37.0%	28/60	46.7%	50/151	33.1%	13/19	8/15	6/16	10/17	7/18	8/29	6/14	6/17	2/11	12/55
OPPONENTS	81/221	36.7%	26/50	52.0%	55/171	32.2%	16/22	10/20	12/16	10/18	5/17	8/25	10/25	4/9	2/18	4/51

2006 RED ZONE EFFICIENCY

Game	Pos.	TDs	TD%	BRONCOS				TO	EOH	Pos.	TDs	TD%	OPPONENT				MFG	DWN	TO	EOH
				FGs	Pts.	%	MFG						FGs	Pts.	%	MFG				
at Stl. (9/10)	1	1	100.0%	0	100.0%	0	0	0	0	5	0	0.0%	3	60.0%	1	1	0	0	1	
vs. K.C. (9/17)	2	0	0.0%	2	100.0%	0	0	0	0	2	0	0.0%	1	50.0%	0	0	0	0	1	0
at N.E. (9/24)	1	0	0.0%	1	100.0%	0	0	0	0	2	1	50.0%	0	50.0%	1	1	0	0	0	0
vs. Bal. (10/9)	1	1	100.0%	0	100.0%	0	0	0	0	2	0	0.0%	1	50.0%	0	0	0	1	0	0
vs. Oak. (10/15)	3	1	33.3%	1	66.7%	0	0	0	1	1	0	0.0%	1	100.0%	0	0	0	0	0	0
at Cle. (10/22)	3	2	66.7%	1	100.0%	0	0	0	0	1	1	100.0%	0	100.0%	0	0	0	0	0	0
vs. Ind. (10/29)	4	4	100.0%	0	100.0%	0	0	0	0	5	3	60.0%	2	100.0%	0	0	0	0	0	0
at Pit. (11/5)	4	3	75.0%	1	100.0%	0	0	0	0	5	2	40.0%	1	60.0%	0	0	0	2	0	0
at Oak. (11/12)	2	1	50.0%	1	100.0%	0	0	0	0	2	1	50.0%	1	100.0%	0	0	0	0	0	0
vs. S.D. (11/19)	3	2	66.7%	1	100.0%	0	0	0	0	4	4	100.0%	0	100.0%	0	0	0	0	0	0
at K.C. (11/23)	2	1	50.0%	1	100.0%	0	0	0	0	5	1	20.0%	4	100.0%	0	0	0	0	0	0
vs. Sea. (12/3)	2	1	50.0%	1	100.0%	0	0	0	0	2	1	50.0%	1	100.0%	0	0	0	0	0	0
at S.D. (12/10)	3	1	33.3%	2	100.0%	0	0	0	0	8	6	75.0%	2	100.0%	0	0	0	0	0	0
at Ari. (12/17)	6	3	50.0%	3	100.0%	0	0	0	0	3	1	33.3%	1	66.7%	0	0	0	1	0	1
vs. Cin. (12/24)	3	2	66.7%	1	100.0%	0	0	0	0	4	3	75.0%	0	75.0%	0	0	0	1	0	0
vs. S.F. (12/31)	4	1	25.0%	3	100.0%	0	0	0	0	3	0	0.0%	3	100.0%	0	0	0	0	0	0
TOTALS	44	24	54.5%	19	97.7%	0	0	0	1	54	24	44.4%	21	83.3%	2	0	5	2	0	2

2006 FIELD POSITION

Game	Off. Pos.	Cum. Start	BRONCOS										OPPONENT									
			Avg. Start	In. Own	At Own	In. 50	At 50	Past 50	In Opp.	20	Off. Pos.	Cum. Start	Avg. Start	In. Own	At Own	In. 50	At 50	Past 50	In Opp.	20		
at Stl. (9/10)	11	253	DEN 23	2	3	11	0	0	0	0	12	480	STL 40	1	3	9	0	3	2	0		
vs. K.C. (9/17)	12	226	DEN 19	5	4	12	0	0	0	0	10	339	KC 34	0	1	9	0	1	0	0		
at N.E. (9/24)	12	251	DEN 21	5	1	12	0	0	0	0	12	266	NE 22	4	2	12	0	0	0	0		
vs. Bal. (10/9)	11	373	DEN 34	1	1	9	0	2	0	0	10	249	BAL 25	3	2	9	0	1	0	0		
vs. Oak. (10/15)	9	241	DEN 27	3	2	9	0	0	0	0	9	208	OAK 23	3	3	9	0	0	0	0		
at Cle. (10/22)	14	464	DEN 33	4	1	11	0	3	0	0	12	400	CLE 33	2	1	11	0	1	1	0		
vs. Ind. (10/29)	8	145	DEN 18	2	5	8	0	0	0	0	9	274	IND 30	1	5	8	0	1	1	0		
at Pit. (11/5)	13	358	DEN 28	6	0	11	0	2	2	2	12	350	PIT 29	1	1	12	0	0	0	0		
at Oak. (11/12)	15	505	DEN 34	3	2	12	0	3	1	0	14	507	OAK 36	2	0	13	0	1	1	0		
vs. S.D. (11/19)	10	208	DEN 21	5	3	9	0	1	0	0	11	395	SD 36	1	1	10	0	1	0	0		
at K.C. (11/23)	9	217	DEN 24	3	0	9	0	2	0	0	10	359	KC 36	2	1	7	0	3	0	0		
vs. Sea. (12/3)	15	413	DEN 28	3	2	13	1	1	0	0	15	587	SEA 39	4	0	10	0	5	1	0		
at S.D. (12/10)	13	296	DEN 23	5	2	12	0	1	0	0	11	475	SD 43	1	3	7	0	4	1	0		
at Ari. (12/17)	11	405	DEN 37	3	0	8	0	3	0	0	10	292	ARI 29	2	2	9	0	1	0	0		
vs. Cin. (12/24)	14	421	DEN 30	2	4	12	0	2	0	0	13	495	CIN 38	2	3	10	0	3	2	0		
vs. S.F. (12/31)	15	414	DEN 28	4	4	12	1	2	0	0	14	485	SF 35	2	1	11	0	3	0	0		
TOTALS	192	5190	27.0	56	34	170	2	20	3	0	184	6161	33.5	31	29	156	0	28	9	0		

2006 BRONCOS BIG-PLAY LOG

RUSHING (10+YARDS)				
GAME	QTR.	TIME	YDS.	PLAYER
at Stl. (9/10)	3	11:21	39	T. Bell
at Stl. (9/10)	4	12:46	36	M. Bell
at Stl. (9/10)	4	4:43	14	T. Bell
vs. K.C. (9/17)	2	5:18	15	Johnson
vs. K.C. (9/17)	3	5:17	11	T. Bell
vs. K.C. (9/17)	3	4:15	16	Walker
vs. K.C. (9/17)	3	3:09	14	T. Bell
vs. K.C. (9/17)	4	7:45	19	M. Bell
vs. K.C. (9/17)	OT	13:46	20	T. Bell
at N.E. (9/24)	1	3:09	11	Plummer
at N.E. (9/24)	1	2:32	21	T. Bell
at N.E. (9/24)	2	3:37	19	T. Bell
at N.E. (9/24)	4	5:07	14	T. Bell
vs. Bal. (10/9)	2	12:03	17	T. Bell
vs. Bal. (10/9)	2	11:18	12	T. Bell
vs. Bal. (10/9)	2	7:09	11	T. Bell
vs. Bal. (10/9)	4	11:16	12	Plummer
vs. Bal. (10/9)	4	3:13	12	T. Bell
vs. Oak. (10/15)	1	11:39	11	Plummer
vs. Oak. (10/15)	2	8:33	29	Walker
vs. Oak. (10/15)	2	6:07	10	T. Bell
vs. Oak. (10/15)	4	2:00	19	Plummer
at Cle. (10/22)	2	0:04	17	T. Bell
at Cle. (10/22)	3	6:46	17	M. Bell
at Cle. (10/22)	4	11:43	12	T. Bell
at Cle. (10/22)	4	2:56	13	T. Bell
vs. Ind. (10/29)	3	8:06	12	M. Bell
vs. Ind. (10/29)	3	0:43	11	Sapp
vs. Ind. (10/29)	4	10:30	10	M. Bell
vs. Ind. (10/29)	4	9:48	19	M. Bell
vs. Ind. (10/29)	4	8:22	14	M. Bell
vs. Ind. (10/29)	4	7:42	28	Sapp
vs. Ind. (10/29)	4	3:35	48	M. Bell
at Pit. (11/5)	3	14:12	72t	Walker
at Oak. (11/12)	None - Longest run was 9 yards			
vs. S.D. (11/19)	2	13:34	26	Nash
vs. S.D. (11/19)	2	2:00	22	Nash
at K.C. (11/23)	2	13:43	12	M. Bell
vs. Sea. (12/3)	1	7:29	25	T. Bell
vs. Sea. (12/3)	1	6:41	11	T. Bell
vs. Sea. (12/3)	2	7:37	31	T. Bell
vs. Sea. (12/3)	2	5:00	11	T. Bell
vs. Sea. (12/3)	2	4:41	17	T. Bell
vs. Sea. (12/3)	3	7:24	20	Sapp
at S.D. (12/10)	2	15:00	51	T. Bell
at S.D. (12/10)	4	12:48	18	T. Bell
at S.D. (12/10)	4	3:06	11	T. Bell
at Ari. (12/17)	1	1:40	11	M. Bell
at Ari. (12/17)	4	5:18	11	M. Bell
vs. Cin. (12/24)	3	9:57	14	M. Bell
vs. Cin. (12/24)	3	2:11	12	M. Bell
vs. Cin. (12/24)	3	0:14	20	T. Bell
vs. Cin. (12/24)	4	15:00	10	T. Bell
vs. S.F. (12/31)	2	13:28	46	M. Bell
vs. S.F. (12/31)	2	9:45	11	T. Bell
vs. S.F. (12/31)	2	4:55	10	T. Bell

BRONCOS BIG-PLAY RUSHING (10+YDS.) TOTALS

PLAYER	NO.	YDS.	AVG.	TDS
T. Bell	28	482	17.2	0
M. Bell	14	281	20.1	0
Plummer	4	53	13.3	0
Walker	3	117	39.0	1
Sapp	3	59	19.7	0
Nash	2	48	24.0	0
Johnson	1	15	15.0	0
BRONCOS	55	1055	19.2	1
OPPONENTS	42	655	15.6	0

RECEIVING (20+YARDS)				
GAME	QTR.	TIME	YDS.	PLAYER
at Stl. (9/10)	None - Longest pass was 19 yards			
vs. K.C. (9/17)	2	7:58	20	Johnson
vs. K.C. (9/17)	2	6:29	20	Walker
vs. K.C. (9/17)	OT	12:25	24	Walker
at N.E. (9/24)	2	11:00	24	Kircus
at N.E. (9/24)	2	0:56	32t	Walker
at N.E. (9/24)	4	13:17	83t	Walker
at N.E. (9/24)	4	8:31	24	Alexander
vs. Bal. (10/9)	4	6:47	27	Walker
vs. Oak. (10/15)	1	1:33	54	Walker
at Cle. (10/22)	1	1:12	38	Walker
vs. Ind. (10/29)	2	15:00	45	Kircus
vs. Ind. (10/29)	2	5:10	27	Scheffler
at Pit. (11/5)	1	13:29	38	Walker
at Pit. (11/5)	3	3:27	24	M. Bell
at Pit. (11/5)	4	8:09	61	Walker
at Oak (11/12)	1	1:03	39t	Walker
at Oak (11/12)	4	13:49	24	Jackson
at Oak (11/12)	4	5:52	23	Walker
vs. S.D. (11/19)	2	2:53	33	Marshall
vs. S.D. (11/19)	4	12:55	23	Walker
vs. S.D. (11/19)	4	0:55	28	Walker
at K.C. (11/23)	2	1:39	21	Walker
at K.C. (11/23)	3	10:01	36	Kircus
at K.C. (11/23)	4	13:34	20	Smith
vs. Sea. (12/3)	4	2:51	71t	Marshall
at S.D. (12/10)	3	10:43	28t	Scheffler
at S.D. (12/10)	3	4:18	27	Scheffler
at Ari. (12/17)	1	12:10	54t	Walker
at Ari. (12/17)	3	11:16	29	Scheffler
vs. Cin. (12/24)	2	15:00	36	Marshall
vs. Cin. (12/24)	2	12:16	39t	Walker
vs. Cin. (12/24)	3	9:18	25	Scheffler
vs. S.F. (12/31)	1	15:00	29	Scheffler
vs. S.F. (12/31)	4	4:44	24	M. Bell

BRONCOS BIG-PLAY RECEIVING (20+YDS.) TOTALS

PLAYER	NO.	YDS.	AVG.	TDS
Walker	16	604	37.8	5
Scheffler	6	165	27.5	1
Marshall	3	140	46.7	1
Kircus	3	105	35.0	0
M. Bell	2	48	24.0	0
Alexander	1	24	24.0	0
Jackson	1	24	24.0	0
Johnson	1	20	20.0	0
Smith	1	20	20.0	0
BRONCOS	34	1150	33.8	7
OPPONENTS	39	1187	30.4	2

BY QUARTERBACK

PLAYER	NO.	YDS.	AVG.	TDS
Plummer	24	788	32.8	3
Cutler	10	362	36.2	4
TOTALS	34	1150	33.8	7

2006 INDIVIDUAL GAME-BY-GAME STATISTICS — PASSING

Game	PLUMMER										CUTLER									
	Att.	Cmp.	Yds.	Pct.	Att.	TD	Int	LG	Sack/	Rtg.	Att.	Cmp.	Yds.	Pct.	Att.	TD	Int	LG	Sack/	Rtg.
at Stl. (9/10)	26	13	138	50.0	5.3	0	3	19	4/40	26.3										
vs. K.C. (9/17)	30	16	173	53.3	5.8	0	1	24	0/0	56.7										
at N.E. (9/24)	30	15	256	50.0	8.5	2	0	83t	0/0	101.5										
vs. Bal. (10/9)	24	13	106	54.2	4.4	1	1	27	1/0	62.2										
vs. Oak. (10/15)	18	11	102	61.1	5.7	0	0	54	2/11	76.6										
at Cle. (10/22)	41	20	209	48.8	5.1	1	2	38	2/12	51.8										
vs. Ind. (10/29)	21	13	174	61.9	8.3	1	0	45	1/5	104.1										
at Pit. (11/5)	27	16	227	59.3	8.4	3	0	61	1/6	123.5										
at Oak. (11/12)	31	20	210	64.5	6.8	2	3	39t	2/9	66.0										
vs. S.D. (11/19)	28	13	183	46.4	6.5	0	1	33	2/15	53.1										
at K.C. (11/23)	39	25	216	64.1	5.5	1	1	36	2/10	76.4										
vs. Sea. (12/3)	0	0	0	0.0	0.0	0	0	—	0/0	0.0										
at S.D. (12/10)	0	0	0	0.0	0.0	0	0	—	0/0	0.0										
at Ari. (12/17)	0	0	0	0.0	0.0	0	0	—	0/0	0.0										
vs. Cin. (12/24)	0	0	0	0.0	0.0	0	0	—	0/0	0.0										
vs. S.F. (12/31)	2	0	0	0.0	0.0	0	1	—	1/3	0.0										
TOTALS	317	175	1994	55.2	6.3	11	13	83t	18/111	68.8	137	81	1001	59.1	7.3	9	5	71t	13/85	88.5

2006 INDIVIDUAL GAME-BY-GAME STATISTICS — RUSHING

Game	BELL, T.					BELL, M.					WALKER					PLUMMER				
	No.	Yds.	Avg.	LG	TD	No.	Yds.	Avg.	LG	TD	No.	Yds.	Avg.	LG	TD	No.	Yds.	Avg.	LG	TD
at Stl. (9/10)	15	103	6.9	39	0	10	58	5.8	36	1	0	0	0.0	—	0	0	0	0.0	—	0
vs. K.C. (9/17)	16	69	4.3	20	0	13	44	3.4	19	0	2	21	10.5	16	0	2	-2	-1.0	-1	0
at N.E. (9/24)	27	123	4.6	21	0	4	12	3.0	7	0	0	0	0.0	—	0	3	9	3.0	11	0
vs. Bal. (10/9)	19	92	4.8	17	0	0	0	0.0	—	0	2	-2	-1.0	0	0	2	11	5.5	12	0
vs. Oak. (10/15)	23	83	3.6	10	1	1	2	2.0	2	0	1	29	29.0	29	0	6	30	5.0	19	0
at Cle. (10/22)	24	115	4.8	17	1	10	25	2.5	17	0	0	0	0.0	—	0	3	10	3.3	8	0
vs. Ind. (10/29)	13	27	2.1	7	0	15	136	9.1	48	2	0	0	0.0	—	0	5	22	4.4	7	1
at Pit. (11/5)	INACTIVE					17	28	1.6	4	0	1	72	72.0	72t	1	2	6	3.0	7	0
at Oak. (11/12)	14	37	2.6	9	0	INACTIVE					0	0	0.0	—	0	6	6	1.0	6	0
vs. S.D. (11/19)	INACTIVE					20	90	4.5	8	2	0	0	0.0	—	0	3	8	2.7	5	0
at K.C. (11/23)	INACTIVE					10	28	2.8	12	0	0	0	0.0	—	0	2	10	5.0	6	0
vs. Sea. (12/3)	23	133	5.8	31	0	4	12	3.0	6	0	0	0	0.0	—	0	0	0	0.0	—	0
at S.D. (12/10)	17	116	6.8	51	0	10	46	4.6	8	0	0	0	0.0	—	0	0	0	0.0	—	0
at Ari. (12/17)	18	29	1.6	9	0	16	61	3.8	11	2	0	0	0.0	—	0	0	0	0.0	—	0
vs. Cin. (12/24)	12	50	4.2	20	0	16	69	4.3	14	1	3	3	1.0	5	0	0	0	0.0	—	0
vs. S.F. (12/31)	12	48	4.0	11	0	11	66	6.0	46	0	0	0	0.0	—	0	2	2	1.0	3	0
TOTALS	233	1025	4.4	51	2	157	677	4.3	48	8	9	123	13.7	72t	1	36	112	3.1	19	1

2006 INDIVIDUAL GAME-BY-GAME STATISTICS — RECEIVING

	WALKER					SMITH					MARSHALL					SCHEFFLER				
Game	No.	Yds.	Avg.	LG	TD	No.	Yds.	Avg.	LG	TD	No.	Yds.	Avg.	LG	TD	No.	Yds.	Avg.	LG	TD
at StL. (9/10)	3	41	13.7	18	0	3	34	11.3	19	0	INACTIVE					1	9	9.0	9	0
vs. K.C. (9/17)	5	79	15.8	24	0	2	16	8.0	15	0	0	0	0.0	—	0	0	0	0.0	—	0
at N.E. (9/24)	3	130	43.3	83t	2	6	44	7.3	11	0	0	0	0.0	—	0	0	0	0.0	—	0
vs. Bal. (10/9)	5	63	12.6	27	0	4	30	7.5	11	1	0	0	0.0	—	0	1	7	7.0	7	0
vs. Oak. (10/15)	4	75	18.8	54	0	1	12	12.0	12	0	0	0	0.0	—	0	0	0	0.0	—	0
at Cle. (10/22)	9	107	11.9	38	0	6	69	11.5	19	0	2	22	11.0	13	1	0	0	0.0	—	0
vs. Ind. (10/29)	4	40	10.0	15t	1	2	28	14.0	16	0	0	0	0.0	—	0	4	51	12.8	27	0
at Pit. (11/5)	6	134	22.3	61	2	4	46	11.5	16t	1	0	0	0.0	—	0	0	0	0.0	—	0
at Oak. (11/12)	2	62	31.0	39t	1	4	39	9.8	15	0	0	0	0.0	—	0	INACTIVE				
vs. S.D. (11/19)	4	68	17.0	28	0	2	25	12.5	14	0	1	33	33.0	33	0	INACTIVE				
at K.C. (11/23)	6	55	9.2	21	0	4	39	9.8	20	0	3	21	7.0	9	0	INACTIVE				
vs. Sea. (12/3)	2	17	8.5	12	0	1	6	6.0	6	0	1	71	71.0	71t	1	1	15	15.0	15	0
at S.D. (12/10)	4	52	13.0	17	0	3	20	6.7	13	0	2	19	9.5	13	0	3	66	22.0	28t	2
at Ari. (12/17)	5	84	16.8	54t	1	4	40	10.0	14	1	5	58	11.6	17	0	3	58	19.3	29	0
vs. Cin. (12/24)	3	52	17.3	39t	1	1	5	5.0	5	0	4	65	16.3	36	0	2	26	13.0	25	1
vs. S.F. (12/31)	4	25	6.3	10	0	5	59	11.8	15	0	2	20	10.0	19	0	3	54	18.0	29	1
TOTALS	69	1084	15.7	83t	8	52	512	9.8	20	3	20	309	15.5	71t	2	18	286	15.9	29	4

KIRCUS						ALEXANDER						BELL, M.						BELL, T.					
Game	No.	Yds.	Avg.	LG	TD	No.	Yds.	Avg.	LG	TD	No.	Yds.	Avg.	LG	TD	No.	Yds.	Avg.	LG	TD			
at StL. (9/10)	0	0	0.0	—	0	2	24	12.0	19	0	4	30	7.5	14	0	0	0	0.0	—	0			
vs. K.C. (9/17)	2	26	13.0	14	0	2	8	4.0	4	0	1	12	12.0	12	0	2	7	3.5	10	0			
at N.E. (9/24)	2	36	18.0	24	0	1	24	24.0	24	0	0	0	0.0	—	0	2	19	9.5	11	0			
vs. Bal. (10/9)	0	0	0.0	—	0	0	0	0.0	—	0	0	0	0.0	—	0	2	7	3.5	9	0			
vs. Oak. (10/15)	0	0	0.0	—	0	0	0	0.0	—	0	0	0	0.0	—	0	4	11	2.8	16	0			
at Cle. (10/22)	0	0	0.0	—	0	0	0	0.0	—	0	0	0	0.0	—	0	3	11	3.7	9	0			
vs. Ind. (10/29)	1	45	45.0	45	0	0	0	0.0	—	0	1	7	7.0	7	0	0	0	0.0	—	0			
at Pit. (11/5)	0	0	0.0	—	0	0	0	0.0	—	0	5	40	8.0	24	0	INACTIVE							
at Oak. (11/12)	1	15	15.0	15	0	6	49	8.2	16	0	INACTIVE					1	-2	-2.0	-2	0			
vs. S.D. (11/19)	0	0	0.0	—	0	1	4	4.0	4	0	2	17	8.5	13	0	INACTIVE							
at K.C. (11/23)	1	36	36.0	36	0	3	19	6.3	12	1	3	5	1.7	2	0	INACTIVE							
vs. Sea. (12/3)	0	0	0.0	—	0	2	16	8.0	9	1	0	0	0.0	—	0	1	8	8.0	8	0			
at S.D. (12/10)	0	0	0.0	—	0	1	16	16.0	16	0	0	0	0.0	—	0	4	15	3.8	6	0			
at Ari. (12/17)	0	0	0.0	—	0	0	0	0.0	—	0	0	0	0.0	—	0	2	12	6.0	8	0			
vs. Cin. (12/24)	1	18	18.0	18	0	0	0	0.0	—	0	1	13	13.0	13	0	0	0	0.0	—	0			
vs. S.F. (12/31)	1	11	11.0	11	0	0	0	0.0	—	0	3	34	11.3	24	0	3	27	9.0	15	0			
TOTALS	9	187	20.8	45	0	18	160	8.9	24	2	20	158	7.9	24	0	24	115	4.8	16	0			

JACKSON						NASH						JOHNSON						SAPP					
Game	No.	Yds.	Avg.	LG	TD	No.	Yds.	Avg.	LG	TD	No.	Yds.	Avg.	LG	TD	No.	Yds.	Avg.	LG	TD			
at StL. (9/10)	0	0	0.0	—	0						PRACTICE SQUAD	0	0	0.0	—	0	DID NOT PLAY						
vs. K.C. (9/17)			INACTIVE								PRACTICE SQUAD	2	25	12.0	20	0	0	0	0.0	—	0		
at N.E. (9/24)			INACTIVE								PRACTICE SQUAD	0	0	0.0	—	0	1	3	3.0	3	0		
vs. Bal. (10/9)			INACTIVE								PRACTICE SQUAD	1	-1	-1.0	-1	0	0	0	0.0	—	0		
vs. Oak. (10/15)			INACTIVE								PRACTICE SQUAD	0	0	0.0	—	0	2	4	2.0	2	0		
at Cle. (10/22)	0	0	0.0	—	0						PRACTICE SQUAD			INACTIVE			0	0	0.0	—	0		
vs. Ind. (10/29)			INACTIVE								PRACTICE SQUAD	0	0	0.0	—	0	1	3	3.0	3	0		
at Pit. (11/5)	0	0	0.0	—	0						PRACTICE SQUAD			INACTIVE			1	7	7.0	7	0		
at Oak. (11/12)	3	33	11.0	24	0	0	0	0.0	—	0	2	5	2.5	4	1	1	9	9.0	9	0			
vs. S.D. (11/19)	0	0	0.0	—	0	3	36	12.0	13	0	0	0	0.0	—	0	0	0	0.0	—	0			
at K.C. (11/23)	0	0	0.0	—	0	1	5	5.0	5	0	1	6	6.0	6	0	1	7	7.0	7	0			
vs. Sea. (12/3)	1	9	9.0	9	0						INACTIVE	0	0	0.0	—	0	1	1	1.0	1	0		
at S.D. (12/10)	0	0	0.0	—	0						INACTIVE	0	0	0.0	—	0	PLACED ON IR (12/4/06)						
at Ari. (12/17)	1	7	7.0	7	0						INACTIVE	1	2	2.0	2	0							
vs. Cin. (12/24)	0	0	0.0	—	0						INACTIVE	0	0	0.0	—	0							
vs. T.F. (12/31)	0	0	0.0	—	0						INACTIVE	0	0	0.0	—	0							
TOTALS	5	49	9.8	24	0	4	41	10.3	13	0	7	37	5.3	20	1	8	34	4.3	9	0			

TE Chad Mustard had 2 catches for 23 yards (LG 14) at K.C. (11/23).

2006 INDIVIDUAL GAME-BY-GAME STATISTICS — SCORING

	ELAM						WALKER						BELL, M.					
Game	TDr	TDp	TDrt	FG	PAT	Tot	TDr	TDp	TDrt	FG	2pt	Tot	TDr	TDp	TDrt	FG	2pt	Tot
at Stil. (9/10)	0	0	0	1	1	4	0	0	0	0	0	0	1	0	0	0	0	6
vs. K.C. (9/17)	0	0	0	3	0	9	0	0	0	0	0	0	0	0	0	0	0	0
at N.E. (9/24)	0	0	0	1	2	5	0	2	0	0	0	12	0	0	0	0	0	0
vs. Bal. (10/9)	0	0	0	2	1	7	0	0	0	0	0	0	0	0	0	0	0	0
vs. Oak. (10/15)	0	0	0	2	1	7	0	0	0	0	0	0	0	0	0	0	0	0
at Cle. (10/22)	0	0	0	1	2	5	0	0	0	0	0	0	0	0	0	0	0	0
vs. Ind. (10/29)	0	0	0	1	4	7	0	1	0	0	0	6	2	0	0	0	0	12
at Pit. (11/5)	0	0	0	1	4	7	1	2	0	0	0	18	0	0	0	0	0	0
at Oak. (11/12)	0	0	0	1	2	5	0	1	0	0	0	6	INACTIVE					
vs. S.D. (11/19)	0	0	0	2	3	9	0	0	0	0	0	0	2	0	0	0	0	12
at K.C. (11/23)	0	0	0	1	1	4	0	0	0	0	0	0	0	0	0	0	0	0
vs. Sea. (12/3)	0	0	0	2	2	8	0	0	0	0	0	0	0	0	0	0	0	0
at S.D. (12/10)	0	0	0	2	2	8	0	0	0	0	0	0	0	0	0	0	0	0
at Ari. (12/17)	0	0	0	3	4	13	0	1	0	0	0	6	2	0	0	0	0	12
vs. Cin. (12/24)	0	0	0	1	3	6	0	1	0	0	0	6	1	0	0	0	0	6
vs. S.F. (12/31)	0	0	0	3	2	11	0	0	0	0	0	0	0	0	0	0	0	0
TOTALS	0	0	0	27	34	115	1	8	0	0	0	54	8	0	0	0	0	48

	SCHEFFLER						SMITH						ALEXANDER					
Game	TDr	TDp	TDrt	FG	2pt	Tot	TDr	TDp	TDrt	FG	2pt	Tot	TDr	TDp	TDrt	FG	2pt	Tot
at Stl. (9/10)	0	0	0	0	0	0	0	0	0	0	0	0	0	0	0	0	0	0
vs. K.C. (9/17)	0	0	0	0	0	0	0	0	0	0	0	0	0	0	0	0	0	0
at N.E. (9/24)	0	0	0	0	0	0	0	0	0	0	0	0	0	0	0	0	0	0
vs. Bal. (10/9)	0	0	0	0	0	0	0	1	0	0	0	6	0	0	0	0	0	0
vs. Oak. (10/15)	0	0	0	0	0	0	0	0	0	0	0	0	0	0	0	0	0	0
at Cle. (10/22)	0	0	0	0	0	0	0	0	0	0	0	0	0	0	0	0	0	0
vs. Ind. (10/29)	0	0	0	0	0	0	0	0	0	vs. Ind.	0	0	0	0	0	0	0	0
at Pit. (11/5)	0	0	0	0	0	0	0	1	0	0	0	6	0	0	0	0	0	0
at Oak. (11/12)				INACTIVE			0	0	0	0	0	0	0	0	0	0	0	0
vs. S.D. (11/19)				INACTIVE			0	0	0	0	0	0	0	0	0	0	0	0
at K.C. (11/23)				INACTIVE			0	0	0	0	0	0	0	1	0	0	0	6
vs. Sea. (12/3)	0	0	0	0	0	0	0	0	0	0	0	0	0	1	0	0	0	6
at S.D. (12/10)	0	2	0	0	0	12	0	0	0	0	0	0	0	0	0	0	0	0
at Ari. (12/17)	0	0	0	0	0	0	0	1	0	0	0	6	0	0	0	0	0	0
vs. Cin. (12/24)	0	1	0	0	0	6	0	0	0	0	0	0	0	0	0	0	0	0
vs. S.F. (12/31)	0	1	0	0	0	6	0	0	0	0	0	0	0	0	0	0	0	0
TOTALS	0	4	0	0	0	24	0	3	0	0	0	18	0	2	0	0	0	12

	BELL, T.						MARSHALL						BAILEY					
Game	TDr	TDp	TDrt	FG	2pt	Tot	TDr	TDp	TDrt	FG	2pt	Tot	TDr	TDp	TDrt	FG	2pt	Tot
at Stl. (9/10)	0	0	0	0	0	0			INACTIVE					0	0	0	0	0
vs. K.C. (9/17)	0	0	0	0	0	0	0	0	0	0	0	0	0	0	0	0	0	0
at N.E. (9/24)	0	0	0	0	0	0	0	0	0	0	0	0	0	0	0	0	0	0
vs. Bal. (10/9)	0	0	0	0	0	0	0	0	0	0	0	0	0	0	0	0	0	0
vs. Oak. (10/15)	1	0	0	0	0	6	0	0	0	0	0	0	0	0	0	0	0	0
at Cle. (10/22)	1	0	0	0	0	6	0	1	0	0	0	6	0	0	0	0	0	0
vs. Ind. (10/29)	0	0	0	0	0	0	0	0	0	0	0	0	0	0	0	0	0	0
at Pit. (11/5)			INACTIVE				0	0	0	0	0	0	0	0	0	0	0	0
at Oak. (11/12)	0	0	0	0	0	0	0	0	0	0	0	0	0	0	0	0	0	0
vs. S.D. (11/19)			INACTIVE				0	0	0	0	0	0	0	0	0	0	0	0
at K.C. (11/23)			INACTIVE				0	0	0	0	0	0	0	0	0	0	0	0
vs. Sea. (12/3)	0	0	0	0	0	0	0	1	0	0	0	6	0	0	0	0	0	0
at S.D. (12/10)	0	0	0	0	0	0	0	0	0	0	0	0	0	0	0	0	0	0
at Ari. (12/17)	0	0	0	0	0	0	0	0	0	0	0	0	0	0	0	0	0	0
vs. Cin. (12/24)	0	0	0	0	0	0	0	0	0	0	0	0	0	0	0	0	0	0
vs. S.F. (12/31)	0	0	0	0	0	0	0	0	0	0	0	0	0	0	1	0	0	6
TOTALS	2	0	0	0	0	12	0	2	0	0	0	12	0	0	1	0	0	6

FB Kyle Johnson scored on a reception at Oak. (11/12).

QB Jake Plummer scored on a rush vs. Ind. (10/29).

CB Darrent Williams scored on an interception return vs. S.D. (11/19).

2006 SCORE BY PERIOD

Game	BRONCOS					OPPONENT					Final	Record
	1	2	3	4	OT	1	2	3	4	OT		
at Stl. (9/10)	0	7	0	3	0	3	9	3	3	0	10-18	0-1
vs. K.C. (9/17)	0	0	3	3	3	0	3	3	0	0	9-6 OT	1-1
at N.E. (9/24)	0	10	0	7	0	0	0	0	7	0	17-7	2-1
vs. Bal. (10/9)	0	3	0	10	0	3	0	0	0	0	13-3	3-1
vs. Oak. (10/15)	7	6	0	0	0	0	0	3	0	0	13-3	4-1
at Cle. (10/22)	0	10	7	0	0	0	0	0	7	0	17-7	5-1
vs. Ind. (10/29)	0	14	7	10	0	3	3	14	14	0	31-34	5-2
at Pit. (11/5)	14	0	7	10	0	0	10	7	3	0	31-20	6-2
at Oak. (11/12)	7	0	0	10	0	7	6	0	0	0	17-13	7-2
vs. S.D. (11/19)	0	14	10	3	0	7	0	14	14	0	27-35	7-3
at K.C. (11/23)	0	3	7	0	0	3	7	3	6	0	10-19	7-4
vs. Sea. (12/3)	3	10	0	7	0	0	7	0	16	0	20-23	7-5
at S.D. (12/10)	0	3	17	0	0	14	14	0	20	0	20-48	7-6
at Ari. (12/17)	10	6	7	14	0	0	10	3	7	0	37-20	8-6
vs. Cin. (12/24)	0	14	7	3	0	7	10	0	6	0	24-23	9-6
vs. S.F. (12/31)	3	10	3	7	0	0	3	14	6	3	23-26 OT	9-7
TOTALS	44	110	75	87	3	47	82	64	109	3	319-305	9-7

2006 INDIVIDUAL GAME-BY-GAME STATISTICS — KICK RETURNS

Game	CLARK					MORGAN					BELL, M.					SAPP				
	No.	Yds.	Avg.	LG	TD	No.	Yds.	Avg.	LG	TD	No.	Yds.	Avg.	LG	TD	No.	Yds.	Avg.	LG	TD
at Stl. (9/10)	PRACTICE SQUAD					NOT WITH TEAM					2	40	20.0	21	0	DID NOT PLAY				
vs. K.C. (9/17)	PRACTICE SQUAD					NOT WITH TEAM					0	0	0.0	—	0	0	0	0.0	—	0
at N.E. (9/24)	PRACTICE SQUAD					1	12	12.0	12	0	0	0	0.0	—	0	0	0	0.0	—	0
vs. Bal. (10/9)	PRACTICE SQUAD					2	42	21.0	23	0	0	0	0.0	—	0	0	0	0.0	—	0
vs. Oak. (10/15)	PRACTICE SQUAD					1	23	23.0	23	0	0	0	0.0	—	0	0	0	0.0	—	0
at Cle. (10/22)	PRACTICE SQUAD					1	12	12.0	12	0	0	0	0.0	—	0	0	0	0.0	—	0
vs. Ind. (10/29)	2	50	25.0	27	0	INACTIVE					1	14	14.0	14	0	0	0	0.0	—	0
at Pit. (11/5)	4	71	17.8	27	0	INACTIVE					0	0	0.0	—	0	0	0	0.0	—	0
at Oak. (11/12)	3	66	22.0	29	0	INACTIVE					INACTIVE					0	0	0.0	—	0
vs. S.D. (11/19)	INACTIVE					INACTIVE					1	22	22.0	22	0	2	56	28.0	53	0
at K.C. (11/23)	5	126	25.2	27	0	INACTIVE					0	0	0.0	—	0	1	16	16.0	16	0
vs. Sea. (12/3)	3	84	28.0	36	0	INACTIVE					0	0	0.0	—	0	1	23	23.0	23	0
at S.D. (12/10)	6	115	19.2	24	0	INACTIVE					1	21	21.0	21	0	PLACED ON IR (12/406)				
at Ari. (12/17)	INACTIVE					5	154	30.8	64	0	0	0	0.0	—	0					
vs. Cin. (12/24)	INACTIVE					3	50	16.7	28	0	0	0	0.0	—	0					
vs. S.F. (12/31)	INACTIVE					4	130	32.5	46	0	0	0	0.0	—	0					
TOTALS	23	512	22.3	36	0	17	423	24.9	64	0	5	97	19.4	22	0	4	95	23.8	53	0

WR David Kircus: 2 kickoff returns for 38 yards at Stl. (9/10); **FB Kyle Johnson:** 1 kickoff return for 14 yards vs. Sea. (12/3); **CB Darrent Williams:** 0 kickoff returns for 6 yards vs. Sea. (12/3); **TE Chad Mustard:** 1 kickoff return for 2 yards vs. K.C. (9/17); **RB Cedric Cobbs:** 1 kickoff return for 0 yards vs. K.C. (9/17).

2006 INDIVIDUAL GAME-BY-GAME STATISTICS — PUNT RETURNS

Game	WILLIAMS, DA.					KIRCUS				
	No.	Yds.	Avg.	LG	TD	No.	Yds.	Avg.	LG	TD
at Stl. (9/10)	1	3	3.0	3	0	0	0	0.0	—	0
vs. K.C. (9/17)	2	7	3.5	7	0	0	0	0.0	—	0
at N.E. (9/24)	2	-6	-3.0	-2	0	0	0	0.0	—	0
vs. Bal. (10/9)	4	65	16.3	33	0	0	0	0.0	—	0
vs. Oak. (10/15)	3	31	10.3	21	0	0	0	0.0	—	0
at Cle. (10/22)	3	10	3.3	6	0	0	0	0.0	—	0
vs. Ind. (10/29)	0	0	0.0	—	0	0	0	0.0	—	0
at Pit. (11/5)	1	10	10.0	10	0	0	0	0.0	—	0
at Oak. (11/12)	0	0	0.0	—	0	2	57	28.5	42	0
vs. S.D. (11/19)	0	0	0.0	—	0	0	0	0.0	—	0
at K.C. (11/23)	1	0	0.0	0	0	0	0	0.0	—	0
vs. Sea. (12/3)	2	6	3.0	6	0	0	0	0.0	—	0
at S.D. (12/10)	1	-3	-3.0	-3	0	0	0	0.0	—	0
at Ari. (12/17)	INACTIVE					3	25	8.3	16	0
vs. Cin. (12/24)	3	33	11	13	0	0	0	0.0	—	0
vs. S.F. (12/31)	2	50	25	34	0	1	4	4.0	4	0
TOTALS	25	206	8.2	34	0	6	86	14.3	42	0

WR Rod Smith: 1 punt return for 2 yards at N.E. (9/24).

2006 PUNTING

Game	ERNSTER							
	No.	Yds.	Avg.	Net	TB	In20	LG	BK
at Stl. (9/10)	4	170	42.5	37.5	1	0	46	0
vs. K.C. (9/17)	5	260	52.0	37.6	0	0	61	0
at N.E. (9/24)	8	329	41.1	34.6	1	4	55	0
vs. Bal. (10/9)	4	169	42.3	38.8	0	3	54	0
vs. Oak. (10/15)	4	151	37.8	38.0	0	2	43	0
at Cle. (10/22)	6	210	35.0	34.7	0	2	57	0
vs. Ind. (10/29)	2	100	50.0	30.5	1	0	55	0
at Pit. (11/5)	7	296	42.3	41.0	0	1	49	0
at Oak. (11/12)	7	235	33.6	32.0	0	1	46	0
vs. S.D. (11/19)	4	191	47.8	41.5	0	1	54	0
at K.C. (11/23)	5	219	43.8	38.4	1	2	52	0
vs. Sea. (12/3)	7	307	43.9	38.7	0	2	56	0
at S.D. (12/10)	4	159	39.8	33.5	1	1	47	0
at Ari. (12/17)	1	34	34.0	34.0	0	1	34	0
vs. Cin. (12/24)	6	256	42.7	36.0	1	1	54	0
vs. S.F. (12/31)	6	252	42.0	35.8	1	2	54	0
TOTALS	80	3338	41.7	36.6	7	23	61	0

2006 FIELD GOALS / PAT ATTEMPTS

Game	ELAM									
	1-19	20-29	30-39	40-49	50-59	60+	Total	Pct.	PATM/A	Pct.
at Stl. (9/10)	0-0	0-0	0-0	1-1	0-0	0-0	1-1	100.0%	1-1	100.0%
vs. K.C. (9/17)	0-0	2-2	1-1	0-1	0-0	0-0	3-4	75.0%	0-0	0.0%
at N.E. (9/24)	0-0	1-1	0-0	0-0	0-0	0-0	1-1	100.0%	2-2	100.0%
vs. Bal. (10/9)	0-0	0-0	0-0	2-2	0-0	0-0	2-2	100.0%	1-1	100.0%
vs. Oak. (10/15)	0-0	1-1	0-0	0-0	1-1	0-0	2-2	100.0%	1-1	100.0%
at Cle. (10/22)	0-0	0-0	1-1	0-1	0-0	0-0	1-2	50.0%	2-2	100.0%
vs. Ind. (10/29)	0-0	0-0	0-0	1-1	0-0	0-0	1-1	100.0%	4-4	100.0%
at Pit. (11/5)	0-0	0-0	1-1	0-0	0-0	0-0	1-1	100.0%	4-4	100.0%
at Oak. (11/12)	0-0	1-1	0-0	0-0	0-0	0-0	1-1	100.0%	2-2	100.0%
vs. S.D. (11/19)	0-0	0-0	1-1	1-1	0-0	0-0	2-2	100.0%	3-3	100.0%
at K.C. (11/23)	0-0	0-0	1-1	0-0	0-0	0-0	1-1	100.0%	1-1	100.0%
vs. Sea. (12/3)	0-0	0-0	1-1	1-1	0-0	0-0	2-2	100.0%	2-2	100.0%
at S.D. (12/10)	0-0	0-0	2-2	0-0	0-0	0-0	2-2	100.0%	2-2	100.0%
at Ari. (12/17)	0-0	1-1	2-2	0-0	0-0	0-0	3-3	100.0%	4-4	100.0%
vs. Cin. (12/24)	0-0	1-1	0-0	0-0	0-0	0-0	1-1	100.0%	3-3	100.0%
vs. S.F. (12/31)	0-0	3-3	0-0	0-0	0-0	0-0	3-3	100.0%	2-2	100.0%
TOTALS	0-0	10-10	10-10	6-8	1-1	0-0	27-29	93.1%	34-34	100.0%

BRONCOS FUTURE OPPONENTS

2008		2009	
Home	Away	Home	Away
Kansas City	Kansas City	Kansas City	Kansas City
Oakland	Oakland	Oakland	Oakland
San Diego	San Diego	San Diego	San Diego
Buffalo	New England	Cleveland	Baltimore
Miami	N.Y. Jets	Pittsburgh	Cincinnati
New Orleans	Atlanta	Dallas	Philadelphia
Tampa Bay	Carolina	N.Y. Giants	Washington
AFC South	AFC North	AFC East	AFC South

2006 INDIVIDUAL GAME-BY-GAME STATISTICS — DEFENSE

	WILSON					GOLD					BAILEY					LYNCH				
Game	TT	UT	A	S-Yds	I-Yds	TT	UT	A	S-Yds	I-Yds	TT	UT	A	S-Yds	I-Yds	TT	UT	A	S-Yds	I-Yds
at Stl. (9/10)	7	4	3	0-0	0-0	4	2	2	0-0	0-0	10	9	1	0-0	0-0	5	4	1	0-0	0-0
vs. K.C. (9/17)	6	4	2	0-0	0-0	13	10	3	0-0	0-0	9	9	0	0-0	0-0	9	6	3	0-0	0-0
at N.E. (9/24)	3	1	2	0-0	0-0	14	11	3	0-0	0-0	1	1	0	0-0	0-0	3	3	0	0-0	0-0
vs. Bal. (10/9)	15	11	4	0-0	0-0	4	3	1	0-0	0-0	6	4	2	0-0	1-0	7	4	3	0-0	0-0
vs. Oak. (10/15)	7	5	2	0-0	0-0	4	3	1	0-0	0-0	7	5	2	0-0	1-0	5	5	0	0-0	0-0
at Cle. (10/22)	8	6	2	0-0	0-0	7	6	1	0-0	0-0	2	2	0	0-0	1-30	3	1	2	0-0	0-0
vs. Ind. (10/29)	7	6	1	0-0	0-0	9	8	1	0-0	0-0	6	3	3	0-0	0-0	6	3	3	0-0	0-0
at Pit. (11/5)	13	11	2	0-0	0-0	2	1	1	0-0	0-0	10	8	2	0-0	2-5	4	3	1	0-0	0-0
at Oak. (11/12)	11	11	0	1-5	0-0	INACTIVE					9	9	0	0-0	0-0	4	3	1	0-0	0-0
vs. S.D. (11/19)	7	5	2	0-0	0-0	6	3	3	0-0	0-0	5	4	1	0-0	0-0	6	5	1	0-0	0-0
at K.C. (11/23)	5	5	0	0-0	0-0	7	7	0	0-0	0-0	7	7	0	0-0	0-0	9	4	5	0-0	0-0
vs. Sea. (12/3)	5	4	1	0-0	0-0	1	0	1	0-0	0-0	7	6	1	0-0	1-0	4	3	1	0-0	0-0
at S.D. (12/10)	7	7	0	0-0	0-0	7	6	1	0-0	0-0	2	2	0	0-0	0-0	10	5	5	0-0	0-0
at Ari. (12/17)	5	4	1	0-0	0-0	6	4	2	0-0	0-0	4	3	1	0-0	2-37	6	5	1	0-0	0-0
vs. Cin. (12/24)	7	4	3	0-0	0-0	6	4	2	0-0	0-0	7	6	1	0-0	1-20	8	6	2	0-0	0-0
vs. S.F. (12/31)	0	0	0	0-0	0-0	11	9	2	0-0	0-0	6	6	0	0-0	1-70t	8	4	4	0-0	0-0
TOTALS	113	88	25	1-5	0-0	101	77	24	0-0	0-0	98	84	14	0-0	10-162	97	64	33	0-0	0-0

	WILLIAMS, DA.					WILLIAMS, D.J.					MYERS					EKUBAN				
Game	TT	UT	A	S-Yds	I-Yds	TT	UT	A	S-Yds	I-Yds	TT	UT	A	S-Yds	I-Yds	TT	UT	A	S-Yds	I-Yds
at Stl. (9/10)	6	6	0	0-0	0-0	4	4	0	0-0	0-0	8	5	3	0-0	0-0	5	5	0	1-9	0-0
vs. K.C. (9/17)	5	5	0	0-0	0-0	4	2	2	0-0	0-0	5	2	3	0-0	0-0	5	2	3	0.5-1	0-0
at N.E. (9/24)	10	9	1	0-0	0-0	10	7	3	0-0	0-0	5	4	1	0-0	0-0	3	0	3	0-0	0-0
vs. Bal. (10/9)	1	1	0	0-0	1-0	6	3	3	0-0	0-0	5	5	0	1-2	0-0	5	4	1	1-9	0-0
vs. Oak. (10/15)	6	4	2	0-0	0-0	9	8	1	0-0	0-0	2	2	0	0-0	0-0	7	6	1	0-0	0-0
at Cle. (10/22)	6	5	1	0-0	0-0	6	4	2	0-0	0-0	7	5	2	1-1	0-0	5	5	0	0-0	0-0
vs. Ind. (10/29)	7	7	0	0-0	0-0	5	4	1	0-0	0-0	5	3	2	0-0	0-0	1	1	0	0-0	0-0
at Pit. (11/5)	8	6	2	0-0	0-0	7	7	0	0-0	0-0	2	0	2	0-0	0-0	1	1	0	0-0	0-0
at Oak. (11/12)	3	3	0	0-0	0-0	3	2	1	0-0	0-0	6	6	0	0-0	0-0	INACTIVE				
vs. S.D. (11/19)	8	7	1	0-0	1-31t	1	1	0	0-0	0-0	5	1	4	0-0	0-0	8	7	1	1-5	0-0
at K.C. (11/23)	10	9	1	0-0	1-6	5	5	0	0-0	0-0	5	0	5	0-0	0-0	8	7	1	1-2	0-0
vs. Sea. (12/3)	5	4	1	0-0	0-0	4	3	1	0-0	0-0	5	4	1	0-0	0-0	7	4	3	0-0	0-0
at S.D. (12/10)	6	6	0	0-0	0-0	9	8	1	0-0	0-0	4	1	3	0-0	0-0	4	4	0	0-0	0-0
at Ari. (12/17)	INACTIVE					4	3	1	0-0	0-0	5	3	2	0-0	0-0	3	2	1	1-10	0-0
vs. Cin. (12/24)	5	5	0	0-0	1-0	0	0	0	0-0	0-0	6	5	1	0-0	0-0	10	9	1	1-6	0-0
vs. S.F. (12/31)	3	2	1	0-0	0-0	9	8	1	1-8	0-0	5	5	0	0-0	0-0	6	4	2	.5-3.5	0-0
TOTALS	89	79	10	0-0	4-37	86	69	17	1-8	0-0	80	51	29	2-3	0-0	78	61	17	7-45.5	0-0

	FOXWORTH					ENGELBERGER					LANG					WARREN				
Game	TT	UT	A	S-Yds	I-Yds	TT	UT	A	S-Yds	I-Yds	TT	UT	A	S-Yds	I-Yds	TT	UT	A	S-Yds	I-Yds
at Stl. (9/10)	0	0	0	0-0	0-0	3	2	1	0-0	0-0	1	1	0	1-7	0-0	6	5	1	0-0	0-0
vs. K.C. (9/17)	2	2	0	0-0	0-0	4	4	0	0-0	0-0	1	0	1	0-0	0-0	8	4	4	0-0	0-0
at N.E. (9/24)	1	1	0	0-0	0-0	5	3	2	0-0	0-0	3	2	1	0-0	0-0	6	4	2	0-0	0-0
vs. Bal. (10/9)	5	3	2	0-0	1-45	2	2	0	0-0	0-0	3	3	0	0-0	0-0	2	1	1	0-0	0-0
vs. Oak. (10/15)	0	0	0	0-0	0-0	2	1	1	0-0	0-0	6	5	1	0-0	0-0	2	1	1	0-0	0-0
at Cle. (10/22)	1	1	0	0-0	0-0	0	0	0	0-0	0-0	2	2	0	1-1	0-0	1	1	0	0-0	0-0
vs. Ind. (10/29)	0	0	0	0-0	0-0	1	1	0	0-0	0-0	2	1	1	0-0	0-0	INACTIVE				
at Pit. (11/5)	6	5	1	0-0	0-0	3	2	1	0-0	0-0	7	6	1	2-15	0-0	2	1	1	.5-4	0-0
at Oak. (11/12)	3	3	0	0-0	0-0	6	3	3	0-0	0-0	4	4	0	2-11	0-0	2	2	0	0-0	0-0
vs. S.D. (11/19)	2	1	1	0-0	0-0	2	2	0	0-0	0-0	3	3	0	0-0	0-0	2	1	1	0-0	0-0
at K.C. (11/23)	1	1	0	0-0	0-0	5	4	1	0-0	0-0	3	2	1	0-0	0-0	3	2	1	0-0	0-0
vs. Sea. (12/3)	6	4	2	0-0	0-0	6	3	3	0-0	0-0	3	2	1	0-0	0-0	5	3	2	0-0	0-0
at S.D. (12/10)	8	6	2	0-0	0-0	4	4	0	0-0	0-0	4	4	0	0-0	0-0	3	1	2	0-0	0-0
at Ari. (12/17)	6	5	1	0-0	0-0	1	1	0	1-4	0-0	2	2	0	0-0	0-0	2	2	0	1-5	0-0
vs. Cin. (12/24)	14	12	2	0-0	0-0	2	1	1	0-0	0-0	3	1	2	0-0	0-0	6	3	3	0-0	0-0
vs. S.F. (12/31)	3	3	0	0-0	0-0	9	4	5	0-0	0-0	5	3	2	0-0	0-0	1	1	0	1-3	0-0
TOTALS	58	47	11	0-0	1-45	55	37	18	1-4	0-0	51	39	12	6-34	0-0	51	32	19	2.5-12	0-0

2006 INDIVIDUAL GAME-BY-GAME STATISTICS — DEFENSE

	VEAL					FERGUSON					CHUKWURAH					DUMERVIL				
Game	TT	UT	A	S-Yds	I-Yds	TT	UT	A	S-Yds	I-Yds	TT	UT	A	S-Yds	I-Yds	TT	UT	A	S-Yds	I-Yds
at Stl. (9/10)	2	1	1	0-0	0-0	4	2	2	0-0	0-0	1	1	0	1-6	0-0	INACTIVE				
vs. K.C. (9/17)	0	0	0	0-0	0-0	5	5	0	0-0	0-0	1	0	1	.5-1	0-0	INACTIVE				
at N.E. (9/24)	4	2	2	0-0	0-0	4	3	1	0-0	0-0	2	2	0	0-0	0-0	INACTIVE				
vs. Bal. (10/9)	2	1	1	0-0	0-0	5	5	0	0-0	0-0	0	0	0	0-0	0-0	0	0	0	0-0	0-0
vs. Oak. (10/15)	4	3	1	1-10	0-0	5	3	2	0-0	0-0	1	1	0	1-5	0-0	3	3	0	2-15	0-0
at Cle. (10/22)	3	1	2	0-0	0-0	2	1	1	0-0	0-0	1	0	1	0-0	0-0	3	3	0	3-16	0-0
vs. Ind. (10/29)	3	3	0	0-0	0-0	5	3	2	0-0	0-0	1	1	0	0-0	0-0	1	1	0	0-0	0-0
at Pit. (11/5)	5	2	3	.5-4	0-0	0	0	0	0-0	0-0	4	2	2	0-0	0-0	2	1	1	1-7	0-0
at Oak. (11/12)	2	1	1	0-0	0-0	3	3	0	0-0	0-0	INACTIVE					0	0	0	0-0	0-0
vs. S.D. (11/19)	3	2	1	0-0	0-0	3	3	0	0-0	1-0	INACTIVE					2	2	0	0-0	0-0
at K.C. (11/23)	2	2	0	0-0	0-0	PLACED ON IR 11/21/06 (L. KNEE)					0	0	0	0-0	0-0	0	0	0	0-0	0-0
vs. Sea. (12/3)	4	3	1	0-0	0-0	1	0	1	0-0	0-0	1	0	1	0-0	0-0	2	2	0	1-6	0-0
at S.D. (12/10)	1	1	0	0-0	0-0	1	1	0	0-0	0-0	1	1	0	1-3	0-0	1	0	1	0-0	0-0
at Ari. (12/17)	1	1	0	0-0	0-0	2	1	1	0-0	0-0	2	1	1	0-0	0-0	1	1	0	0-0	0-0
vs. Cin. (12/24)	1	0	1	0-0	0-0	3	1	2	0-0	0-0	3	1	2	0-0	0-0	1	1	0	1-9	0-0
vs. S.F. (12/31)	2	2	0	0-0	0-0	2	1	1	1-5	0-0	2	1	1	1-5	0-0	3	1	2	.5-3.5	0-0
TOTALS	39	25	14	1.5-14	0-0	36	28	8	0-0	1-0	20	11	9	4.5-20	0-0	19	15	4	8.5-66	0-0

2006 INDIVIDUAL GAME-BY-GAME STATISTICS — LEADERS

Game	SCORING		RUSHES		RUSH YDS.		RECEPTIONS		REC. YDS.	
	Leader	No.	Leader	No.	Leader	No.	Leader	No.	Leader	No.
at Stl. (9/10)	M. Bell	6	T. Bell	15	T. Bell	103	M. Bell	4	Walker	41
vs. K.C. (9/17)	Elam	9	T. Bell	16	T. Bell	69	Walker	5	Walker	79
at N.E. (9/24)	Walker	12	T. Bell	27	T. Bell	123	Smith	6	Walker	130
vs. Bal. (10/9)	Elam	7	T. Bell	19	T. Bell	92	Walker	5	Walker	63
vs. Oak. (10/15)	Elam	7	T. Bell	23	T. Bell	83	T. Bell, Walker	4	Walker	75
at Cle. (10/22)	T. Bell, Marshall	6	T. Bell	24	T. Bell	115	Walker	9	Walker	107
vs. Ind. (10/29)	M. Bell	12	M. Bell	15	M. Bell	136	Scheffler, Walker	4	Scheffler	51
at Pit. (11/5)	Walker	18	M. Bell	17	Walker	72	Walker	6	Walker	134
at Oak. (11/12)	Johnson, Walker	6	T. Bell	14	T. Bell	37	Alexander	6	Walker	62
vs. S.D. (11/19)	M. Bell	12	M. Bell	20	M. Bell	90	Walker	4	Walker	68
at K.C. (11/23)	Alexander	6	M. Bell	10	M. Bell	28	Walker	6	Walker	55
vs. Sea. (12/3)	Elam	8	T. Bell	23	T. Bell	133	Alexander, Walker	2	Marshall	71
at S.D. (12/10)	Scheffler	12	T. Bell	17	T. Bell	116	T. Bell, Walker	4	Scheffler	66
at Ari. (12/17)	Elam	13	T. Bell	18	M. Bell	61	Marshall, Walker	5	Walker	84
vs. Cin. (12/24)	Four Players	6	M. Bell	16	M. Bell	69	Marshall	4	Marshall	65
vs. S.F. (12/31)	Elam	11	T. Bell	12	M. Bell	66	Smith	5	Smith	59
AVERAGES		9.4		17.9		87.1		4.9		75.6

Game	TACKLES		SACKS		INTS		PASS DEF.		ST. TACKLES	
	Leader	No.	Leader	No.	Leader	No.	Leader	No.	Leader	No.
at Stl. (9/10)	Bailey	10	Three Players	1	None	0	Three Players	1	Three Players	1
vs. K.C. (9/17)	Gold	13	Chukwurah, Ekuban	0.5	None	0	Three Players	1	Chukwurah, Green	2
at N.E. (9/24)	Gold	14	None	0	None	0	Foxworth	2	Brandon, Green	2
vs. Bal. (10/9)	Wilson	15	Ekuban, Myers	1	Three Players	1	Da. Williams	4	Foxworth	2
vs. Oak. (10/15)	D.J. Williams	9	Dumervil	2	Bailey	1	Bailey, Lynch	2	Three Players	1
at Cle. (10/22)	Wilson	8	Dumervil	3	Bailey	1	Bailey	3	Five Players	1
vs. Ind. (10/29)	Gold	9	None	0	None	0	Three Players	1	Five Players	1
at Pit. (11/5)	Wilson	13	Lang	2	Bailey	2	Bailey	6	Three Players	2
at Oak. (11/12)	Wilson	11	Lang	2	None	0	Three Players	1	Three Players	2
vs. S.D. (11/19)	Ekuban, Da. Will.	8	Ekuban	1	Ferguson, Da. Will.	1	Four Players	1	Jackson	3
at K.C. (11/23)	Da. Williams	10	Ekuban	1	Da. Williams	1	Bailey, Da. Williams	2	Five Players	1
vs. Sea. (12/3)	Bailey, Ekuban	7	Dumervil	1	Bailey	1	Bailey	2	Paymah	4
at S.D. (12/10)	Lynch	10	Chukwurah	1	None	0	Three Players	1	Abdullah	2
at Ari. (12/17)	Four Players	6	Three Players	1	Bailey	2	Bailey	4	Cargile	4
vs. Cin. (12/24)	Foxworth	14	Two Players	1	Bailey, Da. Williams	1	Da. Williams	3	Eight Players	1
vs. S.F. (12/31)	Gold	11	Three Players	1	Bailey	1	Bailey, Engelberger	2	Chukwurah	4
AVERAGES		10.5		1.2		0.8		2.3		2.1

Game	PUNT RET.		PR YARDS		KO RET.		KO YARDS	
	Leader	No.	Leader	No.	Leader	No.	Leader	No.
at Stl. (9/10)	Da. Williams	1	Da. Williams	3	M. Bell, Kircus	2	M. Bell	40
vs. K.C. (9/17)	Da. Williams	2	Da. Williams	7	Cobbs, Mustard	1	Mustard	2
at N.E. (9/24)	Da. Williams	2	Smith	2	Morgan	1	Morgan	12
vs. Bal. (10/9)	Da. Williams	4	Da. Williams	65	Morgan	2	Morgan	42
vs. Oak. (10/15)	Da. Williams	3	Da. Williams	31	Morgan	1	Morgan	23
at Cle. (10/22)	Da. Williams	3	Da. Williams	10	Morgan	1	Morgan	12
vs. Ind. (10/29)	None	0	None	0	Clark	2	Clark	50
at Pit. (11/5)	Da. Williams	1	Da. Williams	10	Clark	4	Clark	71
at Oak. (11/12)	Kircus	2	Kircus	57	Clark	3	Clark	66
vs. S.D. (11/19)	None	0	None	0	Sapp	2	Sapp	56
at K.C. (11/23)	Da. Williams	1	Da. Williams	0	Clark	5	Clark	126
vs. Sea. (12/3)	Da. Williams	2	Da. Williams	6	Clark	3	Clark	84
at S.D. (12/10)	Da. Williams	1	Da. Williams	-3	Clark	6	Clark	115
at Ari. (12/17)	Kircus	3	Kircus	25	Morgan	5	Morgan	154
vs. Cin. (12/24)	Da. Williams	3	Da. Williams	33	Morgan	3	Morgan	50
vs. S.F. (12/31)	Da. Williams	2	Da. Williams	50	Morgan	4	Morgan	130
AVERAGES		1.9		18.5		2.8		64.6

THE LAST TIME IT HAPPENED...

(Reflects the last time each individual statistic occurred)
(2006 performances boldfaced; Super Bowl performances in *Italics*)

100 YARDS RUSHING:

Broncos: **Tatum Bell, 17-116, at San Diego, 12/10/06**
 Playoffs: *Terrell Davis, 25-102, vs. Atlanta, 1/31/99*
 Opponents: **Frank Gore, 31-153, vs. San Francisco, 12/31/06**
 Playoffs: Jamal Lewis, 30-110, 2 TD, at Baltimore, 12/31/00

200 YARDS RUSHING:

Broncos: Clinton Portis, 22-218, 5 TD, vs. Kansas City, 12/7/03
 Playoffs: Has never happened
 Opponents: Ahman Green, 20-218, 2 TD, at Green Bay, 12/28/03
 Playoffs: *Tim Smith, 23-204, 2TD, vs. Washington, 1/31/88*

TWO 100-YARD RUSHERS:

Broncos: Mike Anderson (126) and Tatum Bell (107), vs. Philadelphia, 10/30/05
 Playoffs: Terrell Davis (184) and Derek Loville (103), vs. Jacksonville, 12/27/97
 Opponents: Curt Warner (126) and John L. Williams (109), at Seattle, 12/11/88
 Playoffs: Has never happened

100-YARD RUSHER AND 100-YARD RECEIVER:

Broncos: **Tatum Bell (115) and Javon Walker (107), at Cleveland, 10/22/06**
 Playoffs: *Terrell Davis (102) and Rod Smith (152), vs. Atlanta, 1/31/99*
 Opponents: **LaDainian Tomlinson (103) and Antonio Gates (104), at San Diego, 12/10/06**
 Playoffs: *Tim Smith (204) and Ricky Sanders (193), vs. Washington, 1/31/88*

100-YARD RUSHER AND TWO 100-YARD RECEIVERS:

Broncos: Mike Anderson (103), Rod Smith (111) and Ed McCaffrey (129), vs. Cleveland, 10/15/00
 Playoffs: Has never happened
 Opponents: Has never happened
 Playoffs: Has never happened

100-YARD RUSHER, 300-YARD PASSER, 100-YARD RECEIVER:

Broncos: Clinton Portis (102), Brian Griese (316), Ed McCaffrey (113), vs. San Diego, 10/6/02
 Playoffs: *Terrell Davis (102), John Elway (336), Rod Smith (152), vs. Atlanta, 1/31/99*
 Opponents: Clinton Portis (103), Mark Brunell (322) and Santana Moss (116), vs. Washington, 10/9/05
 Playoffs: *Tim Smith (204), Doug Williams (340), Ricky Sanders (193), vs. Washington, 1/31/88*

100-YARD RUSHER, 300-YARD PASSER AND TWO 100-YARD RECEIVERS:

Broncos: Mike Anderson (103), Brian Griese (336), Rod Smith (111) and Ed McCaffrey (129), vs. Cleveland, 10/15/00
 Playoffs: Has never happened
 Opponents: Has never happened
 Playoffs: Has never happened

100-YARD RUSHER AND 300-YARD PASSER:

Broncos: Mike Anderson (126), Tatum Bell (107) and Jake Plummer (309), vs. Philadelphia, 10/30/05
 Playoffs: *Terrell Davis (102) and John Elway (336), vs. Atlanta, 1/31/99*
 Opponents: Clinton Portis (103) and Mark Brunell (322), Washington, 10/9/05
 Playoffs: *Tim Smith (204) and Doug Williams (340), vs. Washington, 1/31/88*

100-YARD RECEIVER AND 300-YARD PASSER:

Broncos: Rod Smith (208) and Jake Plummer (499), vs. Atlanta, 10/31/04
 Playoffs: *Rod Smith (152) and John Elway (336), vs. Atlanta, 1/31/99*
 Opponents: **Hines Ward (127) and Ben Roethlisberger (433), at Pittsburgh, 11/5/06**
 Playoffs: Deion Branch (153) and Tom Brady (341), vs. New England, 1/14/06

TWO 100-YARD RECEIVERS AND 300-YARD PASSER:

Broncos: Rod Smith (187), Ed McCaffrey (148) and Gus Frerotte (462), vs. San Diego, 11/19/00
 Playoffs: Has never happened
 Opponents: Jerry Porter (135), Ronald Curry (110) and Kerry Collins (339), vs. Oakland, 11/28/04
 Playoffs: Reggie Wayne (221), Dallas Clark (112) and Peyton Manning (458), at Indianapolis, 1/9/05

THREE 100-YARD RECEIVERS AND 300-YARD PASSER:

Broncos: Has never happened
 Playoffs: Has never happened
 Opponents: Marshall Faulk (100), Torrey Holt (103), Az-Zahir Hakim (116) and Kurt Warner (441), vs. St. Louis, 9/4/00
 Playoffs: Has never happened

TWO RUSHING TOUCHDOWNS:

Broncos: **Mike Bell, 16-61, 2 TD, at Arizona, 12/17/06**
 Playoffs: Mike Anderson, 19-69, 2 TD, vs. New England, 1/14/06
 Opponents: **LaDainian Tomlinson, 28-103, 3 TD, at San Diego, 12/10/06**
 Playoffs: Jamal Lewis, 30-110, 2 TD, at Baltimore, 12/31/00

THREE RUSHING TOUCHDOWNS:

Broncos: Tatum Bell, 17-52, 3 TD, at San Diego, 12/31/05
 Playoffs: *Terrell Davis, 30-157, 3 TD, vs. Green Bay, 1/25/98*
 Opponents: **LaDainian Tomlinson, 28-103, 3 TD, at San Diego, 12/10/06**
 Playoffs: Napoleon McCallum, 13-81, 3 TD, at L.A. Raiders, 1/9/94

FOUR RUSHING TOUCHDOWNS:

Broncos: Clinton Portis, 22-218, 5 TD, vs. Kansas City, 12/7/03
 Playoffs: Has never happened
 Opponents: Curt Warner, 23-126, 4 TD, at Seattle, 12/11/88
 Playoffs: Has never happened

THE LAST TIME IT HAPPENED... (CONT.)

FIVE RUSHING TOUCHDOWNS:

Broncos: Clinton Portis, 22-218, 5 TD, vs. Kansas City, 12/7/03
 Playoffs: Has never happened
 Opponents: Has never happened
 Playoffs: Has never happened

300 YARDS PASSING:

Broncos: Jake Plummer, 22-35, 309 yds., 4 TD, 0 INT, vs. Philadelphia, 10/30/05
 Playoffs: John Elway, 18-29, 336 yds., 1 TD, 1 INT, vs. Atlanta, 1/31/99
 Opponents: Ben Roethlisberger, 38-54, 433 yds., 1 TD, 3 INT, at Pittsburgh, 11/5/06
 Playoffs: Tom Brady, 20-36, 341 yds., 1 TD, 2 INT, vs. New England, 1/14/06

400 YARDS PASSING:

Broncos: Jake Plummer, 31-55, 499 yds., 4 TD, 3 INT, vs. Atlanta, 10/31/04
 Playoffs: Has never happened
 Opponents: Ben Roethlisberger, 38-54, 433 yds., 1 TD, 3 INT, at Pittsburgh, 11/5/06
 Playoffs: Peyton Manning, 27-33, 458 yds., 4 TD, 1 INT, at Indianapolis, 1/9/05

THREE TOUCHDOWN PASSES:

Broncos: Jake Plummer, 16-27, 227 yds., 3 TD, 0 INT, at Pittsburgh, 11/5/06
 Playoffs: John Elway, 29-47, 302 yds., 3 TD, 1 INT, at L.A. Raiders, 1/9/94
 Opponents: Peyton Manning, 32-39, 345 yds., 3 TD, 0 INT, vs. Indianapolis, 10/29/06
 Playoffs: Peyton Manning, 27-33, 458 yds., 4 TD, 1 INT, at Indianapolis, 1/9/05

FOUR TOUCHDOWN PASSES:

Broncos: Jake Plummer, 22-35, 309 yds., 4 TD, 0 INT, vs. Philadelphia, 10/30/05
 Playoffs: Has never happened
 Opponents: Kerry Collins, 26-45, 339 yds., 4 TD, 2 INT, vs. Oakland, 11/28/04
 Playoffs: Peyton Manning, 27-33, 458 yds., 4 TD, 1 INT, at Indianapolis, 1/9/05

FIVE TOUCHDOWN PASSES:

Broncos: Gus Frerotte, 36-58, 462 yds., 5 TD, 4 INT, vs. San Diego, 11/19/00
 Playoffs: Has never happened
 Opponents: John Hadl, 21-35, 325 yds., 5 TD, vs. San Diego, 12/1/68
 Playoffs: Peyton Manning, 22-26, 377 yds., 5 TD, 0 INT, at Indianapolis, 1/4/04

SIX TOUCHDOWN PASSES:

Broncos: Has never happened
 Playoffs: Has never happened
 Opponents: Len Dawson, 23-38, 435 yds., 6 TD, 0 INT, at Kansas City, 11/1/64
 Playoffs: Has never happened

100 YARDS RECEIVING:

Broncos: Javon Walker, 6-134, 2 TD, at Pittsburgh, 11/5/06
 Playoffs: Rod Smith, 5-152, 1 TD, vs. Atlanta, 1/31/99
 Opponents: Antonio Gates, 7-104, 2 TD, at San Diego, 12/10/06
 Playoffs: Deion Branch, 8-153, vs. New England, 1/14/06

200 YARDS RECEIVING:

Broncos: Rod Smith, 9-208, 1 TD, vs. Atlanta, 10/31/04
 Playoffs: Has never happened
 Opponents: Torrance Small, 6-200, 2 TD, vs. New Orleans, 12/24/94
 Playoffs: Reggie Wayne, 10-221, 2 TD, at Indianapolis, 1/9/05

TWO 100-YARD RECEIVERS:

Broncos: Rod Smith (187) and Ed McCaffrey (148), vs. San Diego, 11/19/00
 Playoffs: Has never happened
 Opponents: Jerry Porter (135) and Ronald Curry (110), vs. Oakland, 11/28/04
 Playoffs: Reggie Wayne (221) and Dallas Clark (112), at Indianapolis, 1/9/05

TWO RECEIVING TOUCHDOWNS:

Broncos: Tony Scheffler, 3-66, 2 TD, at San Diego, 12/10/06
 Playoffs: Clarence Kay, 3-57, 2 TD, vs. Houston, 1/10/88
 Opponents: Antonio Gates, 7-104, 2 TD, at San Diego, 12/10/06
 Playoffs: Reggie Wayne, 10-221, 2 TD, at Indianapolis, 1/9/05

THREE RECEIVING TOUCHDOWNS:

Broncos: Shannon Sharpe, 7-101, 3 TD, vs. San Diego, 11/16/03
 Playoffs: Has never happened
 Opponents: Reggie Wayne, 10-138, 3 TD, vs. Indianapolis, 10/29/06
 Playoffs: Jerry Rice, 7-148, 3 TD, vs. San Francisco, 1/28/90

FOUR RECEIVING TOUCHDOWNS:

Broncos: Has never happened
 Playoffs: Has never happened
 Opponents: Lance Alworth, 9-171, 4 TD, vs. San Diego, 12/1/68
 Playoffs: Has never happened

TWO INTERCEPTIONS:

Broncos: Champ Bailey, 2, at Arizona, 12/17/06
 Playoffs: Darrien Gordon, 2, vs. Atlanta, 1/31/99
 Opponents: Walt Harris, 2, vs. San Francisco, 12/31/06
 Playoffs: David Macklin, 2, at Indianapolis, 1/4/04

THREE INTERCEPTIONS:

Broncos: Deltha O'Neal, 4, vs. Kansas City, 10/7/01
 Playoffs: Has never happened
 Opponents: Mark Kelso, 3, at Buffalo, 12/12/92
 Playoffs: Has never happened

FOUR INTERCEPTIONS:

Broncos: Deltha O'Neal, 4, vs. Kansas City, 10/7/01
 Playoffs: Has never happened
 Opponents: Has never happened
 Playoffs: Has never happened

TWO SACKS:

Broncos: Kenard Lang, 2, at Oakland, 11/12/06
 Playoffs: Neil Smith (2) and Alfred Williams (2), at Kansas City, 1/4/98
 Opponents: Domata Peko, 2, vs. Cincinnati, 12/24/06
 Playoffs: Brett Keisel, 2, vs. Pittsburgh, 1/22/06

THREE SACKS:

Broncos: Elvis Dumervil, 3, at Cleveland, 10/22/06
 Playoffs: Has never happened
 Opponents: Trace Armstrong, 3, at Oakland, 12/22/02
 Playoffs: Michael McCrary, 3, at Baltimore, 12/31/00

FOUR SACKS:

Broncos: Simon Fletcher, 4, at San Diego, 11/11/90
 Playoffs: Has never happened
 Opponents: Michael Sinclair, 4, at Seattle, 9/8/96
 Playoffs: Has never happened

TWO OPPONENT FUMBLE RECOVERIES:

Broncos: Darrent Williams, 2, at Pittsburgh, 11/5/06
 Playoffs: Has never happened
 Opponents: Terry McDaniel, vs. Los Angeles Raiders, 9/18/94
 Playoffs: Randy Hughes, vs. Dallas, 1/15/78

SHUTOUT ON ROAD:

by Broncos: Denver 12, at Cleveland 0, 9/27/92
 Playoffs: Has never happened
 by Opponents: at L.A. Raiders 24, Denver 0, 11/22/92
 Playoffs: Has never happened

SHUTOUT AT HOME:

by Broncos: at Denver 27, N.Y. Jets 0, 11/20/05
 Playoffs: Has never happened
 by Opponents: Has never happened
 Playoffs: Has never happened

OVERTIME WIN AWAY FROM DENVER:

Broncos: Denver 24, at Dallas 21, 11/24/05
 Playoffs: Denver 23, at Cleveland 20, 1/11/87
 Opponents: at San Diego 30, Denver 27, 12/1/02
 Playoffs: Has never happened
 TIE: Denver 17, at Green Bay 17, 9/20/87

OVERTIME WIN IN DENVER:

Broncos: at Denver 9, Kansas City 6, 9/17/06
 Playoffs: Has never happened
 Opponents: San Francisco 26, at Denver 23, 12/31/06
 Playoffs: Has never happened
 TIE: at Denver 35, Pittsburgh 35, 9/22/74

40 POINTS:

Broncos: at Denver 49, Philadelphia 21, 10/30/05
 Playoffs: at Denver 42, Jacksonville 17, 12/27/97
 Opponents: at San Diego 48, Denver 20, 12/10/06
 Playoffs: at Indianapolis 49, Denver 24, 1/9/05

50 POINTS:

Broncos: at Denver 50, San Diego 34, 10/6/63
 Playoffs: Has never happened
 Opponents: at Indianapolis 55, Denver 23, 10/31/88
 Playoffs: San Francisco 55, Denver 10, 1/28/90

TWO-POINT CONVERSION:

Broncos: Jake Plummer pass to Jeb Putzier, at Oakland, 11/13/05
 Playoffs: Terrell Davis run, vs. Jacksonville, 1/4/97
 Opponents: Peyton Manning pass to Reggie Wayne, vs. Indianapolis, 10/29/06
 Playoffs: Has never happened

THREE FIELD GOALS:

Broncos: Jason Elam, 3, vs. San Francisco, 12/31/06
 Playoffs: Jason Elam, 3, vs. N.Y. Jets, 1/17/99
 Opponents: Joe Nedney, 4, vs. San Francisco, 12/31/06
 Playoffs: Mike Hollis, vs. Jacksonville, 1/4/97

THE LAST TIME IT HAPPENED... (CONT.)

FOUR FIELD GOALS:

Broncos:	Jason Elam, 4, vs. Indianapolis, 1/02/05
Playoffs:	Has never happened
Opponents:	Joe Nedney, 4, vs. San Francisco, 12/31/06
Playoffs:	Has never happened

FIVE FIELD GOALS:

Broncos:	Jason Elam, 5, vs. Miami, 10/13/02
Playoffs:	Has never happened
Opponents:	Jeff Wilkins, 6, at St. Louis, 9/10/06
Playoffs:	Has never happened

SIX FIELD GOALS:

Broncos:	Has never happened
Playoffs:	Has never happened
Opponents:	Jeff Wilkins, 6, at St. Louis, 9/10/06
Playoffs:	Has never happened

PUNT RETURN FOR A TOUCHDOWN:

Broncos:	Rod Smith, 65 yds., vs. San Diego, 11/16/03
Playoffs:	Has never happened
Opponents:	Dante Hall, 93 yds., at Kansas City, 10/5/03
Playoffs:	Has never happened

KICKOFF RETURN FOR A TOUCHDOWN:

Broncos:	Deltha O'Neal, 87 yds., vs. New England, 10/1/00
Playoffs:	Has never happened
Opponents:	Dante Hall, 97 yds., at Kansas City, 12/19/04
Playoffs:	<i>Tim Dwight, 94 yds., vs. Atlanta, 1/31/99</i>

INTERCEPTION RETURN FOR A TOUCHDOWN:

Broncos:	Champ Bailey, 70 yds., vs. San Francisco, 12/31/06
Playoffs:	Has never happened
Opponents:	Walt Harris, 28 yds., vs. San Francisco, 12/31/06
Playoffs:	Carlton Bailey, 11 yds., at Buffalo, 1/12/92

FUMBLE RETURN FOR A TOUCHDOWN:

Broncos:	Chester McGlockton, 24 yds., vs. Buffalo, 9/22/02
Playoffs:	Neil Smith, 79 yds., vs. Miami, 1/9/99
Opponents:	Antonio Smith, 4 yds., at Arizona, 12/17/06
Playoffs:	Has never happened

MISSED FIELD GOAL RETURN FOR A TOUCHDOWN:

Broncos:	Has never happened
Playoffs:	Has never happened
Opponents:	Chris McAlister, 107 yds., at Baltimore, 9/30/02
Playoffs:	Has never happened

BLOCKED PUNT:

Broncos:	Jashon Sykes, at Indianapolis, 12/21/03
Playoffs:	Has never happened
Opponents:	Chris Clemons, vs. Washington, 10/9/05
Playoffs:	Blake Spence, vs. New York Jets, 1/17/99

BLOCKED PUNT RETURN FOR A TOUCHDOWN:

Broncos:	Ian Gold, 12 yds., vs. Oakland, 11/13/00
Playoffs:	Has never happened
Opponents:	Alex Bannister, 9 yds., at Seattle, 10/14/01
Playoffs:	Travis Davis, 29 yds., vs. Jacksonville, 12/27/97

BLOCKED FIELD GOAL:

Broncos:	Domonique Foxworth, at New England, 9/24/06
Playoffs:	Has never happened
Opponents:	Rashean Mathis, at Jacksonville, 10/2/05
Playoffs:	Has never happened

BLOCKED FIELD GOAL RETURN FOR A TOUCHDOWN:

Broncos:	Louis Wright, 60 yds., vs. San Diego, 11/17/85
Playoffs:	Has never happened
Opponents:	Cornelius Bennett, 80 yds., at Buffalo, 9/30/90
Playoffs:	Has never happened

MISSED POINT-AFTER-TOUCHDOWN ATTEMPT:

Broncos:	Jason Elam (Kick Failed, HRU), vs. Baltimore, 12/11/05
Playoffs:	Jason Elam (Blocked by Clyde Simmons), vs. Jacksonville, 1/4/97
Opponents:	Shayne Graham (Kick aborted, unsuccessful snap), vs. Cincinnati, 12/24/06
Playoffs:	Has never happened

SAFETY:

Broncos:	Shane Olivea tackled in end zone by Demetrian Veal, at San Diego, 12/31/05
Playoffs:	Tony Eason sacked in the end zone by Rulon Jones, vs. New England, 1/4/87
Opponents:	Punt blocked (O.J. Santiago) out of bounds in end zone, at Oakland, 11/30/03
Playoffs:	Mike Horan runs out of end zone, vs. Cleveland, 1/17/88

BRONCOS INDIVIDUAL LEADERS BY STATISTICAL CATEGORY

Category	Player	AFC Rank	AFC Leader	NFL Rank	NFL Leader
Scoring	Jason Elam — 115	T5th	Tomlinson, San Diego — 186	T10th	Tomlinson, San Diego — 186
Rushing Yards	Tatum Bell — 1,025	9th	Tomlinson, San Diego — 1,815	22nd	Tomlinson, San Diego — 1,815
Passing Yards	Jake Plummer — 1,994	13th	Manning, Indianapolis — 4,397	27th	Brees, New Orleans — 4,418
Passer Rating	Jake Plummer — 68.8	13th	Manning, Indianapolis — 101.0	28th	Manning, Indianapolis — 101.0
Receiving Yards	Javon Walker — 1,084	7th	C. Johnson, Cincinnati — 1,369	15th	C. Johnson, Cincinnati — 1,369
Receptions	Javon Walker — 69	14th	A. Johnson, Houston — 103	T28th	A. Johnson, Houston — 103
Interceptions	Champ Bailey — 10	T1st	Bailey, Den., Samuel, N.E. — 10	T1st	Bailey, Den., Samuel, N.E. — 10
Sacks	Elvis Dumervil — 8.5	T15th	Merriman, San Diego — 17	T22nd	Merriman, San Diego — 17
Punting Avg.	Paul Ernster — 41.7	13th	Lechler, Oakland — 47.5	28th	McBriar, Dallas — 48.2
Net Punting Avg.	Paul Ernster — 36.6	11th	Colquitt, Kansas City — 39.3	22nd	Colquitt, Kansas City — 39.3
Kickoff Ret. Avg.	Brian Clark — 22.3	14th	Miller, N.Y. Jets — 28.3	25th	Miller, N.Y. Jets — 28.3
Punt Ret. Avg.	Darrent Williams — 8.2	12th	Jones, Tennessee — 12.9	22nd	Jones, Tennessee — 12.9

HOW THE BRONCOS RANKED IN THE AFC AND NFL

OFFENSE					
Category	Broncos Total	AFC Rank	AFC Leader	NFL Rank	NFL Leader
Points Per Game	19.9	10th	San Diego — 30.8	17th	San Diego — 30.8
Total Yards Per Game	309.4	10th	Indianapolis — 379.4	21st	New Orleans — 391.5
Yards Per Play	5.1	9th	Indianapolis — 6.0	18th	Philadelphia — 6.2
Rushing Yards Per Game	134.5	4th	San Diego — 161.1	8th	Atlanta — 183.7
Net Passing Yds. Per Game	174.9	12th	Indianapolis — 269.3	25th	New Orleans — 281.4
Interceptions thrown (fewest)	18	11th	Ind., S.D. — 9	T19th	St. Louis — 8
Sacks (fewest)	31	7th	Indianapolis — 15	13th	Indianapolis — 15
First Downs Per Game	17.8	9th	Indianapolis — 23.5	21st	Indianapolis — 23.5
Third-Down Efficiency	37.0	11th	Indianapolis — 56.1	20th	Indianapolis — 56.1
Fourth-Down Efficiency	53.8	7th	New England — 80.0	13th	New England — 80.0
DEFENSE					
Category	Broncos Total	AFC Rank	AFC Leader	NFL Rank	NFL Leader
Points Per Game	19.1	7th	Baltimore — 12.6	T8th	Baltimore — 12.6
Total Yards Per Game	326.4	8th	Baltimore — 264.1	14th	Baltimore — 264.1
Yards Per Play	5.1	8th	Baltimore — 4.5	12th	Baltimore — 4.5
Rushing Yards Per Game	113.3	7th	Baltimore — 75.9	12th	Minnesota — 61.6
Net Passing Yds. Per Game	213.1	13th	Oakland — 150.8	21st	Oakland — 150.8
Interceptions (most)	17	T8th	Baltimore — 28	T13th	Baltimore — 28
Sacks (most)	35	T7th	San Diego — 61	T15th	San Diego — 61
First Downs Allowed Per Game	18.2	8th	Baltimore — 14.8	T13th	Baltimore — 14.8
Third-Down Efficiency	36.7	8th	Baltimore — 28.8	14th	Baltimore — 28.8
Fourth-Down Efficiency	35.7	4th	New England — 27.3	5th	New England — 27.3

2006 BRONCOS HONORS AND AWARDS

BY AWARD:

Pro Bowl

- CB Champ Bailey (AFC starter)
- S John Lynch
- LB Al Wilson (AFC starter - did not play due to injury)

Associated Press

- First-team All-Pro — CB Champ Bailey
- Second-team All-Pro — LB Al Wilson

Pro Football Weekly/PFWA

- All-NFL — CB Champ Bailey
- All-AFC — CB Champ Bailey

The Sporting News

- All-Pro — CB Champ Bailey

Sports Illustrated (Dr. Z)

- All-Pro — CB Champ Bailey, C Tom Nalen

USA Today (Larry Weisman)

- All-Joe Team — FB Kyle Johnson

NFL.com (Vic Carucci)

- All-Vic Team — CB Champ Bailey
- All-Interview Team — CB Champ Bailey, S John Lynch

Bart Starr Award Winner

- S John Lynch

Byron "Whizzer" White Award Winner

- S John Lynch

Walter Payton NFL Man of the Year Award Nominee

- WR Rod Smith

Ed Block Courage Award Nominee

- LB Louis Green

AFC Defensive Player of the Month

- October — CB Champ Bailey

Diet Pepsi NFL Rookie of the Week

- Week 15 (Dec. 14-18) — QB Jay Cutler

Colorado Sports Hall of Fame Inductee

- President and CEO Pat Bowlen

Colorado Sports Hall of Fame Pro Athlete of the Year

- CB Champ Bailey

BY INDIVIDUAL:

CB Champ Bailey:

- Pro Bowl (AFC starter)
- First-team All-Pro by the Associated Press
- All-NFL by *Pro Football Weekly*/PFWA
- All-AFC by *Pro Football Weekly*/PFWA
- All-Pro by *The Sporting News*
- All-Pro by *Sports Illustrated* (Dr. Z)
- NFL.com (Vic Carucci) All-Vic Team
- NFL.com (Vic Carucci) All-Interview Team
- AFC Defensive Player of the Month - October
- Colorado Sports Hall of Fame Pro Athlete of the Year

QB Jay Cutler:

- Diet Pepsi NFL Rookie of the Week - Wk. 15

LB Louis Green:

- Ed Block Courage Award Nominee

FB Kyle Johnson:

- All-Joe Team selection by *USA Today* (Larry Weisman)

S John Lynch:

- Pro Bowl
- Bart Starr Award winner
- Byron "Whizzer" White Award winner
- NFL.com (Vic Carucci) All-Interview Team

C Tom Nalen:

- All-Pro by *Sports Illustrated* (Dr. Z)

WR Rod Smith:


- Walter Payton NFL Man of the Year Award Nominee

LB Al Wilson:

- Pro Bowl (AFC starter - DNP due to injury)
- Second-team All-Pro by the Associated Press

President and CEO Pat Bowlen:

- Colorado Sports Hall of Fame Inductee





St. Louis 18, Denver 10

Sunday, Sept. 10, 2006 • 12:02 p.m. CDT • Edward Jones Dome • St. Louis

WEATHER: Indoors • TIME: 3:11 • ATTENDANCE: 65,577

The Denver Broncos opened the 2006 season with an 18-10 loss to the St. Louis Rams on Sunday at the Edward Jones Dome in front of 65,577 fans. The defeat marked the first time since 1999-2000 that the Broncos lost season openers in consecutive years.

Running back Tatum Bell posted 103 yards on 15 carries (6.9 avg.) in producing the Broncos' eighth individual 100-yard rushing performance in a season opener. Despite holding St. Louis without a touchdown, Denver was unable to overcome its five giveaways (three interceptions, two fumbles) that were its most in a game since the 2000 season.

Rams kicker Jeff Wilkins accounted for all of St. Louis' points, connecting on 6-of-7 field-goal attempts to tie a Broncos opponent franchise record for most field goals in a game.

The Rams scored on their first drive of the game after moving the ball 69 yards on 15 plays. Wilkins connected on a 26-yard field goal that gave St. Louis a 3-0 lead.

Denver lost fumbles on its next two offensive series. Wilkins missed a 44-yard field goal after the first fumble but connected on a 38-yarder following the second giveaway to put the Rams ahead 6-0 at 13:21 of the second quarter.

St. Louis took advantage of an interception by cornerback Tye Hill off a Jake Plummer pass on Denver's next series. The Rams took possession at Denver's 17-yard line and converted the turnover into a field goal for a 9-0 lead at 10:24 of the second quarter.

Another field goal by Wilkins, from 51 yards out, put the Rams ahead 12-0. Denver answered the score with an 11-play, 79-yard scoring drive capped off by Mike Bell's first career touchdown, a 1-yard run, that trimmed the Rams' lead to 12-7 at halftime.

Wilkins' 48-yard field goal on St. Louis' first possession of the second half gave the Rams a 15-7 lead that it took into the final quarter.

The Broncos pulled to within 15-10 with 14:18 left to play on a 49-yard field goal by Jason Elam. After forcing a three-and-out on the Rams' ensuing possession, Plummer's pass intended for wide receiver Todd Devoe was intercepted by Corey Chavous. The turnover led to a 24-yard field goal by Wilkins that extended St. Louis' lead to 18-10 with 6:24 left to play.

Looking for a touchdown and a game-tying two-point conversion, the Broncos reached St. Louis' 28-yard line with 2:40 left in the contest. On first down, Fakhir Brown intercepted a Plummer pass to halt Denver's comeback attempt.

The Broncos held the Rams to an 0-for-5 success rate in the red zone for the game. They also allowed St. Louis to convert 3-of-15 (20.0%) third-down attempts, including only 1-of-8 (12.5%) in the second half.

OFFICIALS:

Referee — Bill Vinovich (52); **Umpire** — Tony Michalek (115); **Head Linesman** — Derick Bowers (74); **Line Judge** — John Hussey (35); **Side Judge** — Laird Hayes (125); **Field Judge** — Gary Cavalletto (60); **Back Judge** — Keith Ferguson (61); **Replay** — Lloyd McPeters.

		1	2	3	4	OT	TOTAL	FIELD GOALS (made () missed)		
VISITOR	Denver Broncos	0	7	0	3	—	10	J. Elam	(49)	
HOME	St. Louis Rams	3	9	3	3	—	18	J. Wilkins	(26)44RU(38)(29)(51)(48)(24)	
Team	Qtr	Clock Time	PLAY DESCRIPTION (Extra Point) (Drive Info)				SCORE Visitor Home			
RAMS	1	3:44	J. Wilkins 26 yd. Field Goal (15-69, 7:46)				0		3	
RAMS	2	13:21	J. Wilkins 38 yd. Field Goal (7-14, 1:51)				0		6	
RAMS	2	10:24	J. Wilkins 29 yd. Field Goal (4-6, 1:30)				0		9	
RAMS	2	5:48	J. Wilkins 51 yd. Field Goal (6-38, 2:34)				0		12	
BRONCOS	2	0:26	M. Bell 1 yd. run (J. Elam kick) (11-79, 5:22)				7		12	
RAMS	3	11:27	J. Wilkins 48 yd. Field Goal (6-36, 3:33)				7		15	
BRONCOS	4	14:18	J. Elam 49 yd. Field Goal (7-34, 3:08)				10		15	
RAMS	4	6:24	J. Wilkins 24 yd. Field Goal (11-82, 5:36)				10		18	

DENVER BRONCOS

OFFENSE			DEFENSE		
WR 80	R. Smith	LE 76	K. Lang		
LT 78	M. Lepsis	LT 96	M. Myers		
LG 50	B. Hamilton	RT 61	G. Warren		
C 66	T. Nalen	RE 91	E. Ekuban		
RG 65	C. Carlisle	WLB 52	I. Gold		
RT 72	G. Foster	MLB 56	A. Wilson		
TE 82	S. Alexander	SLB 55	DJ. Williams		
WR 84	J. Walker	LCB 24	C. Bailey		
QB 16	J. Plummer	RCB 27	Da. Williams		
RB 26	T. Bell	SS 25	N. Ferguson		
TE 88	T. Scheffler	FS 47	J. Lynch		

BRONCOS SUBSTITUTIONS: K 1 J. Elam, P/K 3 P. Ernster, WR 14 T. Devoe, RB 20 M. Bell, S 21, H. Abdullah, CB 22 D. Foxworth, FB 39 K. Johnson, S 40 C. Cox, CB 41, K. Paymah, S 42 S. Brandon, LB 51 K. Burns, LB 53 L. Green, LB 54, P. Chukwurah, DE 60 J. Engelberger, C/G 62 C. Myers, T 64 E. Pears, TE/LS 83 M. Leach, TE 85 C. Mustard, WR 87 D. Kircus, TE 89 N. Jackson, DT 97 D. Veal. **DID NOT PLAY:** QB 6 J. Cutler, RB 37 C. Sapp. **INACTIVE:** WR 15 B. Marshall, RB 34 C. Cobbs, LB 58 N. Webster, G 73 C. Kuper, T 75 A. Meadows, WR 81 C. Adams, DE 92 E. Dumervil, DE 98 C. Brown.

ST. LOUIS RAMS

OFFENSE			DEFENSE		
WR 81	T. Holt	LE 91	L. Little		
LT 76	O. Pace	UT 97	L. Glover		
LG 68	R. Incognito	NT 73	J. Kennedy		
C 67	A. McCollum	RE 95	T. Hargrove		
RG 62	A. Timmerman	SLB 54	B. Chillar		
RT 70	A. Barron	MLB 51	W. Witherspoon		
TE 82	J. Klopfenstein	WLB 50	P. Tinoisamoa		
WR 80	I. Bruce	LCB 22	Tr. Fisher		
QB 10	M. Bulger	RCB 34	F. Brown		
FB 31	P. Smith	FS 21	O. Atogwe		
FB 39	S. Jackson	SS 25	C. Chavous		

RAMS SUBSTITUTIONS: P 1 M. Turk, K 14 J. Wilkins, CB 24 R. Bartell, CB 26 T. Hill, RB 30, To. Fisher, S 32 J. Reed, S 42 J. Carter, RB 44 M. Hedgecock, LS 45 C. Massey, RB 48 S. Davis, LB 52 D. Coakley, LB 55 J. Brooks, LB 56 R. Smith, G/C 63 L. Turner, T 79 T. Steussie, WR 83 K. Curtis, WR 84 S. McDonald, TE 87 A. Walker, WR 89 D. Looker, DE 94 V. Adeyanju, DT 96 J. Fisk, DT 99 C. Wroten. **DID NOT PLAY:** QB 12 G. Ferrote. **INACTIVE:** QB 11 F. Fitzpatrick, CB 23 J. Butler, S 27 D. Carpenter, LB 57 J. Alston, G 66 M. Setterstrom, G 72 A. Goldberg, TE 86 D. Byrd, DE 93 B. Green.

FINAL INDIVIDUAL STATISTICS

Denver Broncos											St. Louis Rams										
RUSHING		ATT	YDS	AVG	LG	TD	RUSHING		ATT	YDS	AVG	LG	TD								
T. Bell		15	103	6.9	39	0	S. Jackson		22	121	5.5	37	0								
M. Bell		10	58	5.8	36	1	To. Fisher		3	7	2.3	4	0								
							M. Bulger		3	-3	-1.0	-1	0								
TOTAL		25	161	6.4	39	1	TOTAL		28	125	4.5	37	0								
PASSING		ATT	CMP	YDS	TKD/YD	TD	LG	IN	Rtg.	PASSING		ATT	CMP	YDS	TKD/YD	TD	LG	IN	Rtg.		
J. Plummer		26	13	138	4/40	0	19	3	26.3	M. Bulger		34	18	217	3/22	0	49	0	72.8		
TOTAL		26	13	138	4/40	0	19	3	26.3	TOTAL		34	18	217	3/22	0	49	0	72.8		
PASS RECEIVING			NO	YDS	AVG	LG	TD	PASS RECEIVING			NO	YDS	AVG	LG	TD						
M. Bell			4	30	7.5	14	0	T. Holt			7	80	11.4	23	0						
J. Walker			3	41	13.7	18	0	I. Bruce			5	64	12.8	34	0						
R. Smith			3	34	11.3	19	0	S. Jackson			4	19	4.8	10	0						
S. Alexander			2	24	12.0	19	0	To. Fisher			2	54	27.0	49	0						
T. Scheffler			1	9	9.0	9	0														
TOTAL			13	138	10.6	19	0	TOTAL			18	217	12.1	49	0						
INTERCEPTIONS			NO	YDS	AVG	LG	TD	INTERCEPTIONS			NO	YDS	AVG	LG	TD						
								F. Brown			1	20	20.0	20	0						
								C. Chavous			1	17	17.0	17	0						
								T. Hill			1	14	14.0	14	0						
TOTAL			0	0	0.0	—	0	TOTAL			3	51	17.0	20	0						
PUNTING		NO	YDS	AVG	NET	TB	IN20	LG	PUNTING		NO	YDS	AVG	NET	TB	IN20	LG				
P. Ernster		4	170	42.5	37.5	1	0	46	M. Turk		3	150	50.0	42.3	1	1	59				
TOTAL		4	170	42.5	37.5	1	0	46	TOTAL		3	150	50.0	42.3	1	1	59				
PUNT RETURNS			NO	YDS	AVG	FC	LG	TD	PUNT RETURNS			NO	YDS	AVG	FC	LG	TD				
Da. Williams			1	3	3.0	1	3	0	S. McDonald			1	0	0.0	2	0	0				
[TOUCHBACK]			1	0	0.0	0	—	0	[TOUCHBACK]			1	0	0.0	0	—	0				
RETURNS			1	3	3.0	1	3	0	RETURNS			1	0	0.0	2	0	0				
KICKOFF RETURNS			NO	YDS	AVG	FC	LG	TD	KICKOFF RETURNS			NO	YDS	AVG	FC	LG	TD				
M. Bell			2	40	20.0	0	21	0	J. Reed			2	51	25.5	0	29	0				
D. Kircus			2	38	19.0	0	20	0	[TOUCHBACK]			1	0	0.0	0	—	0				
[TOUCHBACK]			3	0	0.0	0	—	0													
RETURNS			4	78	19.5	0	21	0	RETURNS			2	51	25.5	0	29	0				
Denver Broncos		Fumbles	Lost	Own Rec.	Yds	TD	FF	Rec.	Yds	TD	Bnds	St. Louis Rams		Fumbles	Lost	Own Rec.	Yds	TD	Bnds		
T. Bell		1	1	0	0	0	0	0	0	0	0	L. Little		0	0	0	0	0	0		
J. Plummer		1	1	0	0	0	0	0	0	0	0	W. Witherspoon		0	0	0	0	0	0		
												O. Atogwe		0	0	0	0	0	0		
												P. Tinoisamoa		0	0	0	0	0	0		
TOTAL		2	2	0	0	0	0	0	0	0	0	TOTAL		0	0	0	0	0	0		



Denver 9, Kansas City 6 OT

Sunday, Sept. 17, 2006 • 2:16 p.m. MDT • INVESCO Field at Mile High • Denver

WEATHER: Sunny, 61° • TIME: 2:55 • ATTENDANCE: 76,786

The Denver Broncos improved to 11-1 in home openers under Head Coach Mike Shanahan with a 9-6 overtime victory against the Kansas City Chiefs on Sunday in front of 76,786 fans at INVESCO Field at Mile High. Jason Elam kicked a game-winning 39-yard field goal in overtime for the Broncos, marking the 20th game-winning or game-saving field goal of his career.

The 15 combined points scored by both teams made the contest the lowest-scoring affair in the 93 overall games in the series (includes one playoff game). Denver, which overcame a 6-0 third-quarter deficit, did not commit a penalty against the Chiefs to mark the third time in its history (first in an overtime game) that it did not record a penalty in a regular-season game.

Wide receiver Javon Walker led the Broncos' offense with five receptions for 79 yards while running back Tatum Bell paced the rushing attack with 16 carries for 69 yards. Quarterback Jake Plummer finished the contest with 173 yards and one interception on 16-of-30 (56.7%) passing.

After a scoreless first quarter, Kansas City quarterback Damon Huard led his offense downfield on a nine-play, 55-yard drive that gave the Chiefs a 3-0 lead. Kicker Lawrence Tynes connected on a 29-yard field goal with five seconds remaining in the second quarter that put the Chiefs ahead 3-0 at halftime.

The second half remained a defensive battle for both clubs. The Chiefs scored their final points of the game on Tynes' 45-yard field goal with 9:29 remaining in the third quarter to open a 6-3 lead.

Midway through the third quarter, Denver took advantage of a fumble forced by defensive end John Engelberger and recovered by defensive tackle Michael Myers to trim the Chiefs' lead to 6-3. The Broncos took possession at their own 38 after the takeaway, and Plummer drove the club 57 yards to set up Elam's 23-yard field goal with less than one minute remaining in the quarter.

After forcing a Chiefs punt on their first possession of the fourth quarter, Plummer completed four consecutive passes to put Denver in position to tie the game. Despite a first-and-goal from the Kansas City 1, Denver had to settle for a 22-yard Elam field goal with 5:54 left to play that tied the game at 6-6.

The Broncos forced Kansas City to punt on its final two possessions of the fourth quarter, sending the game into overtime.

The Broncos won the coin toss and elected to receive in the extra period. A 14-yard Plummer pass to wide receiver David Kircus and a 24-yard connection with Walker put Denver in position for Elam's 39-yard game-winning field goal with 9:50 left to play.

Denver, which did not allow a touchdown for the second consecutive game, improved to 20-12-2 all time in overtime games.

OFFICIALS:

Referee — Ron Winter (14); **Umpire** — Roy Ellison (81); **Head Linesman** — Tom Stabile (24); **Line Judge** — Tom Stephan (68); **Side Judge** — John Parry (132); **Field Judge** — Bill Lovett (89); **Back Judge** — Jim Howey (37); **Replay** — Ken Baker.

	1	2	3	4	OT	TOTAL		FIELD GOALS (made /) missed)
VISITOR Kansas City Chiefs	0	3	3	0	—	6		J. Elam 44W (23) (22) (39)
HOME Denver Broncos	0	0	3	3	3	9		L. Tynes (29) (45)

Team	Qtr	Clock Time	PLAY DESCRIPTION (Extra Point) (Drive Info)	SCORE Visitor	Home
CHIEFS	2	0:05	L. Tynes 29 yd. Field Goal (9-55, 3:01)	3	0
CHIEFS	3	9:29	L. Tynes 45 yd. Field Goal (4-4, 1:26)	6	0
BRONCOS	3	0:54	J. Elam 23 yd. Field Goal (12-57, 5:34)	6	3
BRONCOS	4	5:54	J. Elam 22 yd. Field Goal (14-76, 7:16)	6	6
BRONCOS	5	9:50	J. Elam 39 yd. Field Goal (9-63, 5:10)	6	9

DENVER BRONCOS

OFFENSE			DEFENSE		
WR	80	R. Smith	LE	76	K. Lang
LT	78	M. Lepsis	LT	96	M. Myers
LG	50	B. Hamilton	RT	61	G. Warren
C	66	T. Nalen	RE	91	E. Ekuban
RG	65	C. Carlisle	WLB	52	I. Gold
RT	72	G. Foster	MLB	56	A. Wilson
TE	82	S. Alexander	SLB	55	DJ. Williams
WR	84	J. Walker	LCB	24	C. Bailey
QB	16	J. Plummer	RCB	27	Da. Williams
RB	26	T. Bell	SS	25	N. Ferguson
FB	39	K. Johnson	FS	47	J. Lynch

BRONCOS SUBSTITUTIONS: K 1 J. Elam, P/K 3 P. Ernster, WR 15 B. Marshall, RB 20 M. Bell, S 21 H. Abdullah, CB 22 D. Foxworth, RB 34 C. Cobbs, RB 37 C. Sapp, S 40 C. Cox, CB 41 K. Paymah, S 42 S. Brandon, LB 51 K. Burns, LB 53 L. Green, LB 54 P. Chukwurah, DE 60 J. Engelberger, C/G 62 C. Myers, T 64 E. Pears, TE/LS 83 M. Leach, TE 85 C. Mustard, WR 87 D. Kircus, TE 88 T. Scheffler, DT 97 D. Veal. **DID NOT PLAY:** QB 6 J. Cutler. **INACTIVE:** WR 14 T. Devoe, LB 58 N. Webster, G 73 C. Kuper, T 75 A. Meadows, WR 81 C. Adams, TE 89 N. Jackson, DE 92 E. Dumervil, DE 98 C. Brown.

KANSAS CITY CHIEFS

OFFENSE			DEFENSE		
WR	18	S. Parker	LE	91	T. Hali
LT	74	K. Turley	LT	95	R. Edwards
LG	54	B. Waters	RT	92	J. Reed
C	62	C. Wiegmann	RE	69	J. Allen
RG	68	W. Shields	LOLB	56	D. Johnson
RT	79	K. Sampson	MLB	50	K. Mitchell
TE	88	T. Gonzalez	ROLB	99	K. Bell
WR	87	E. Kennison	LCB	24	T. Law
QB	11	D. Huard	RCB	23	P. Surtain
FB	42	R. Cruz	SS	29	S. Knight
RB	27	L. Johnson	FS	25	G. Wesley

CHIEFS SUBSTITUTIONS: K 1 L. Tynes, P 2 D. Colquitt, CB 20 B. Sapp, RB 22 D. Brown, RB 26 M. Bennett, CB 35 L. Walls, S 44 J. Page, S 49 B. Pollard, LB 53 K. Griffin, LB 55 R. Scanlon, T 65 J. Black, C/T 67 C. Bober, DT 75 L. Dalton, WR 80 J. Webb, WR 82 D. Hall, TE 83 K. Gammon, TE 84 K. Wilson, TE 89 J. Dunn, DT 90 R. Sims, DE 96 J. Wilkerson, LB 97 K. Fox, DE 98 E. Hicks. **DID NOT PLAY:** QB 12 B. Croyle. **INACTIVE:** QB 10 T. Green, RB 39 D. Ross, CB 45 M. Maxey, LB 51 B. Grigsby, G 61 T. Stallings, C. 64 R. Niswanger, T 71 W. Switek, WR 85 R. Gardner.

FINAL INDIVIDUAL STATISTICS

Kansas City Chiefs											Denver Broncos														
RUSHING	ATT	YDS	AVG	LG	TD						RUSHING	ATT	YDS	AVG	LG	TD									
L. Johnson	27	126	4.7	24	0						T. Bell	16	69	4.3	20	0									
M. Bennett	6	19	3.2	9	0						M. Bell	13	44	3.4	19	0									
D. Huard	1	0	0.0	0	0						J. Walker	2	21	10.5	16	0									
											K. Johnson	2	18	9.0	15	0									
											J. Plummer	2	-2	-1.0	-1	0									
											R. Smith	1	-5	-5.0	-5	0									
TOTAL	34	145	4.3	24	0						TOTAL	36	145	4.0	20	0									
PASSING	ATT	CMP	YDS	TKD/YD	TD	LG	IN	Rtg.						PASSING	ATT	CMP	YDS	TKD/YD	TD	LG	IN	Rtg.			
D. Huard	23	17	133	1/2	0	37	0	87.8						J. Plummer	30	16	173	0/0	0	24	1	56.7			
TOTAL	23	17	133	1/2	0	37	0	87.8						TOTAL	30	16	173	0/0	0	24	1	56.7			
PASS RECEIVING			NO	YDS	AVG	LG	TD						PASS RECEIVING			NO	YDS	AVG	LG	TD					
L. Johnson			5	41	8.2	14	0						J. Walker			5	79	15.8	24	0					
S. Parker			5	37	7.4	10	0						D. Kircus			2	26	13.0	14	0					
E. Kennison			2	39	19.5	37	0						K. Johnson			2	25	12.5	20	0					
T. Gonzalez			2	7	3.5	7	0						R. Smith			2	16	8.0	15	0					
J. Dunn			1	7	7.0	7	0						S. Alexander			2	8	4.0	4	0					
D. Hall			1	6	6.0	6	0						T. Bell			2	7	3.5	10	0					
D. Huard			1	-4	-4.0	-4	0						M. Bell			1	12	12.0	12	0					
TOTAL			17	133	7.8	37	0						TOTAL			16	173	10.8	24	0					
INTERCEPTIONS			NO	YDS	AVG	LG	TD						INTERCEPTIONS			NO	YDS	AVG	LG	TD					
G. Wesley			1	0	0.0	—	0									0	0	0	—	0					
TOTAL			1	0	0.0	—	0						TOTAL			0	0	0	—	0					
PUNTING	NO	YDS	AVG	NET	TB	IN20	LG						PUNTING	NO	YDS	AVG	NET	TB	IN20	LG					
D. Colquitt	6	281	46.8	39.0	2	3	53						P. Ernster	5	260	52.0	37.6	0	0	61					
TOTAL	6	281	46.8	39.0	2	3	53						TOTAL	5	260	52.0	37.6	0	0	61					
PUNT RETURNS		NO	YDS	AVG	FC	LG	TD						PUNT RETURNS		NO	YDS	AVG	FC	LG	TD					
D. Hall		5	72	14.4	0	21	0						Da. Williams		2	7	3.5	0	7	0					
													[OUT OF BOUNDS]		2	0	0.0	0	—	0					
													[TOUCHBACK]		1	0	0.0	0	—	0					
													RETURNS		2	7	3.5	0	7	0					
KICKOFF RETURNS		NO	YDS	AVG	FC	LG	TD						KICKOFF RETURNS		NO	YDS	AVG	FC	LG	TD					
D. Hall		2	59	29.5	0	32	0						C. Mustard		1	2	2.0	0	2	0					
[TOUCHBACK]		1	0	0.0	0	—	0						C. Cobbs		1	0	0.0	0	0	0					
													[TOUCHBACK]		2	0	0.0	0	—	0					
RETURNS		2	59	29.5	0	32	0						RETURNS		2	2	1.0	0	2	0					
Kansas City Chiefs											Denver Broncos														
FUMBLES	Fum	Lost	Own Rec.	Yds	TD	FF	Opp. Rec.	Yds	TD	Out Bnds	FUMBLES	Fum	Lost	Own Rec.	Yds	TD	FF	Opp. Rec.	Yds	TD	Out Bnds				
D. Huard	2	1	0	-5	0	0	0	0	0	0	Da. Williams	1	0	0	0	0	0	0	0	0	1				
L. Johnson	1	0	0	0	0	0	0	0	0	0	J. Egerberger	0	0	0	0	0	1	0	0	0					
K. Sampson	0	0	1	0	0	0	0	0	0	0	N. Ferguson	0	0	0	0	1	0	0	0	0					
											D.J. Williams	0	0	0	0	0	1	0	0	0					
											J. Lynch	0	0	0	0	0	1	7	0	0					
											M. Myers	0	0	0	0	0	1	0	0	0					
TOTAL	3	2	1	-5	0	0	0	0	0	0	TOTAL	1	0	0	0	0	3	2	7	0					



Denver 17, New England 7

Sunday, Sept. 24, 2006 • 8:20 p.m. EDT • Gillette Stadium • Foxborough, Mass.

WEATHER: Mostly cloudy, occasional rain, 68° • TIME: 3:16 • ATTENDANCE: 68,756

The Denver Broncos used an NFL record-setting defensive output to defeat the New England Patriots 17-7 in front of 68,756 fans on NBC's *Sunday Night Football* at Gillette Stadium.

The Broncos tied the 1942 Chicago Cardinals for the most consecutive quarters (11) without allowing a touchdown to open the season in the NFL's modern era (since 1940), keeping New England off the scoreboard until a fourth-quarter touchdown. Denver's streak without allowing a touchdown to begin the season lasted 175 minutes and 57 seconds.

Quarterback Jake Plummer led Denver's offensive effort, completing 15-of-30 passes for 256 yards with two touchdowns for a 101.5 passer rating. Wide receiver Javon Walker posted three catches for 130 yards with two touchdowns, marking his first 100-yard receiving game as a Bronco. Walker's 83-yard receiving score in the fourth quarter marked the ninth-longest touchdown reception in Broncos history, and the wide receiver's two-touchdown reception performance was the first by a Denver wide receiver since Rod Smith in 2001.

Running back Tatum Bell also notched his second 100-yard rushing performance of the year with a career-high 27 carries for 123 yards.

After a scoreless first quarter, Denver took a 3-0 lead on Jason Elam's 23-yard field goal with 7:25 left in the second quarter. The Broncos preserved the lead by blocking a 37-yard field goal attempt by the Patriots on their next series with cornerback Dominique Foxworth getting a piece of Steve Gostkowski's kick.

A 32-yard touchdown pass from Plummer to Walker with 50 seconds left in the first half sent Denver into halftime leading 10-0.

After a scoreless third quarter, Denver's offense attacked again with 13:03 remaining in the game. Plummer and Walker hooked up for a touchdown as the duo authored an 83-yard catch-and-run scoring play that marked a career long for Walker.

New England used a hurry-up offense on its next series to move downfield on a 10-play, 80-yard scoring drive. Quarterback Tom Brady threw an 8-yard touchdown pass to wide receiver Doug Gabriel, who scored the Patriots' only touchdown of the game to bring them within 10, 17-7, with 9:13 remaining. The touchdown marked the first yielded by the Broncos in 2006.

Linebacker Ian Gold (14), cornerback Darrent Williams (10) and linebacker D.J. Williams (10) each registered double-digit tackle totals for Denver.

The Broncos' victory improved the club's record when holding an opponent to seven points or fewer to 24-1 in the regular season since 1995. Denver also improved to 5-1 against the Patriots (inc. postseason) since 2001 with its win.

OFFICIALS:

Referee — Gerry Austin (34); **Umpire** — Ruben Fowler (71); **Head Linesman** — Jerry Bergman (91); **Line Judge** — Carl Johnson (101); **Side Judge** — Al Riveron (57); **Field Judge** — Scott Edwards (3); **Back Judge** — Bob Lawing (17); **Replay** — James Wilson.

	1	2	3	4	OT	TOTAL	FIELD GOALS (made () missed)
VISITOR Denver Broncos	0	10	0	7	—	17	J. Elam (23)
HOME New England Patriots	0	0	0	7	—	7	S. Gostkowski 3/8

Team	Qtr	Clock Time	PLAY DESCRIPTION (Extra Point) (Drive Info)	SCORE Visitor Home
BRONCOS	2	7:25	J. Elam 23 yd. Field Goal (11-59, 4:38)	3 0
BRONCOS	2	0:50	J. Walker 32 yd. pass from J. Plummer (J. Elam kick) (7-73, 2:47)	10 0
BRONCOS	4	13:03	J. Walker 83 yd. pass from J. Plummer (J. Elam kick) (5-97, 2:51)	17 0
PATRIOTS	4	9:13	D. Gabriel 8 yd. pass from T. Brady (S. Gostkowski kick) (10-80, 3:50)	17 7

DENVER BRONCOS

OFFENSE			DEFENSE		
WR	80	R. Smith	LE	76	K. Lang
LT	78	M. Lepsis	LT	96	M. Myers
LG	50	B. Hamilton	RT	61	G. Warren
C	66	T. Nalen	RE	91	E. Ekuban
RG	65	C. Carlisle	WLB	52	I. Gold
RT	72	G. Foster	MLB	56	A. Wilson
TE	82	S. Alexander	SLB	55	DJ. Williams
WR	84	J. Walker	LCB	24	C. Bailey
QB	16	J. Plummer	RCB	27	Da. Williams
RB	26	T. Bell	SS	25	N. Ferguson
TE	88	T. Scheffler	FS	47	J. Lynch

BRONCOS SUBSTITUTIONS: K 1 J. Elam, P/K 3 P. Ernster, WR 11 Q. Morgan, WR 15 B. Marshall, RB 20 M. Bell, S 21 H. Abdullah, CB 22 D. Foxworth, RB 37 C. Sapp, FB 39 K. Johnson, S 40 C. Cox, CB 41 K. Paymah, S 42 S. Brandon, LB 51 K. Burns, LB 53 L. Green, LB 54 P. Chukwurah, DE 60 J. Engelberger, C/G 62 C. Myers, T 64 E. Pears, TE/LB 83 M. Leach, TE 85 C. Mustard, WR 87 D. Kircus, DT 97 D. Veal. **DID NOT PLAY:** QB 6 J. Cutler. **INACTIVE:** WR 14 T. Devoe, RB 34 C. Cobbs, LB 58 N. Webster, G 73 C. Kuper, T 75 A. Meadows, TE 89 N. Jackson, DE 92 E. Dumervil, DE 98 C. Brown.

NEW ENGLAND PATRIOTS

OFFENSE			DEFENSE		
TE	86	D. Thomas	LE	94	T. Warren
LT	72	M. Light	NT	75	V. Wilfork
LG	70	L. Mankins	RE	93	R. Seymour
C	67	D. Koppen	OLB	59	R. Colvin
RG	61	S. Neal	MLB	54	T. Bruschi
RT	68	R. O'Callaghan	WLB	55	J. Seau
TE	84	B. Watson	OLB	50	M. Vrabel
TE	82	D. Graham	LCB	22	A. Samuel
FB	44	H. Evans	RCB	27	E. Hobbs
QB	12	T. Brady	SS	37	R. Harrison
RB	28	C. Dillon	FS	26	E. Wilson

PATRIOTS SUBSTITUTIONS: K 3 S. Gostkowski, P 8 J. Miller, CB 21 R. Gay, DB 23 W. Andrews, CB 30 C. Scott, RB 33 K. Faulk, S 36 J. Sanders, RB 39 L. Maroney, LB 51 D. Davis, LB 52 E. Alexander, LB 53 L. Izzo, T 65 W. Britt, LS 66 L. Paxton, G/C 71 R. Hochstein, WR 80 T. Brown, WR 81 J. Smith, WR 85 D. Gabriel, WR 87 R. Caldwell, LB 95 T. Banta-Cain, DL 97 J. Green, DL 99 M. Wright. **DID NOT PLAY:** QB 16 M. Cassel, DL 90 L. Smith. **INACTIVE:** WR 17 C. Jackson, DB 25 A. Hawkins, FB 45 G. Mills, LB 58 P. Woods, G/C 64 G. Mruczkowski, T 77 N. Kaczur, DE 91 M. Hill, DL 96 J. Sullivan.

FINAL INDIVIDUAL STATISTICS

Denver Broncos											New England Patriots															
RUSHING	ATT	YDS	AVG	LG	TD						RUSHING	ATT	YDS	AVG	LG	TD										
T. Bell	27	123	4.6	21	0						L. Maroney	12	18	1.5	5	0										
M. Bell	4	12	3.0	7	0						C. Dillon	5	16	3.2	10	0										
J. Plummer	3	9	3.0	11	0						T. Brady	2	7	3.5	5	0										
											K. Faulk	1	6	6.0	6	0										
											H. Evans	1	3	3.0	3	0										
TOTAL	34	144	4.2	21	0						TOTAL	21	50	2.4	10	0										
PASSING	ATT	CMP	YDS	TKD/YD	TD	LG	IN	Rtg.						PASSING	ATT	CMP	YDS	TKD/YD	TD	LG	IN	Rtg.				
J. Plummer	30	15	256	0/0	2	83	0	101.5						T. Brady	55	31	320	0/0	1	31	0	79.4				
TOTAL	30	15	256	0/0	2	83	0	101.5						TOTAL	55	31	320	0/0	1	31	0	79.4				
PASS RECEIVING			NO	YDS	AVG	LG	TD						PASS RECEIVING			NO	YDS	AVG	LG	TD						
R. Smith			6	44	7.3	11	0						D. Gabriel			6	65	10.8	18	1						
J. Walker			3	130	43.3	83	2						K. Faulk			6	34	5.7	8	0						
D. Kircus			2	36	18.0	24	0						L. Maroney			5	61	12.2	31	0						
T. Bell			2	19	9.5	11	0						B. Watson			5	54	10.8	17	0						
S. Alexander			1	24	24.0	24	0						T. Brown			4	41	10.3	23	0						
C. Sapp			1	3	3.0	3	0						R. Caldwell			3	46	15.3	23	0						
													D. Graham			2	19	9.5	12	0						
TOTAL			15	256	17.1	83	2						TOTAL			31	320	10.3	31	1						
INTERCEPTIONS			NO	YDS	AVG	LG	TD						INTERCEPTIONS			NO	YDS	AVG	LG	TD						
TOTAL			0	0	0.0	—	0						TOTAL			0	0	0	—	0						
PUNTING	NO	YDS	AVG	NET	TB	IN20	LG						PUNTING	NO	YDS	AVG	NET	TB	IN20	LG						
P. Ernster	8	329	41.1	34.6	1	4	55						J. Miller	7	306	43.7	44.3	0	4	53						
TOTAL	8	329	41.1	34.6	1	4	55						TOTAL	7	306	43.7	44.3	0	4	53						
PUNT RETURNS	NO	YDS	AVG	FC	LG	TD						PUNT RETURNS	NO	YDS	AVG	FC	LG	TD								
Da. Williams	2	-6	-3.0	0	-2	0						K. Faulk	3	32	10.7	1	12	0								
R. Smith	1	2	2.0	0	2	0						T. Brown	0	0	0.0	1	0	0								
[DOWNED]	3	0	0.0	0	—	0						[DOWNED]	2	0	0.0	0	—	0								
[OUT OF BOUNDS]	1	0	0.0	0	—	0						[TOUCHBACK]	1	0	0.0	0	—	0								
RETURNS	3	-4	-1.3	0	2	0						RETURNS	3	32	10.7	2	12	0								
KICKOFF RETURNS	NO	YDS	AVG	FC	LG	TD						KICKOFF RETURNS	NO	YDS	AVG	FC	LG	TD								
Q. Morgan	1	12	12.0	0	12	0						L. Maroney	3	66	22.0	0	24	0								
[TOUCHBACK]	1	0	0.0	0	—	0						[TOUCHBACK]	1	0	0.0	0	—	0								
RETURNS	1	12	12.0	0	12	0						RETURNS	3	66	22.0	0	24	0								
Denver Broncos FUMBLES	Fum	Lost	Own Rec.	Yds	TD	FF	Opp. Rec.	Yds	TD	Out Bnds						New England Patriots FUMBLES	Fum	Lost	Own Rec.	Yds	TD	FF	Opp. Rec.	Yds	TD	Out Bnds
TOTAL	0	0	0	0	0	0	0	0	0	0						TOTAL	0	0	0	0	0	0	0	0	0	0

FINAL TEAM STATISTICS

	BRONCOS		PATRIOTS			BRONCOS		PATRIOTS	
TOTAL FIRST DOWNS	19	22			FGs — PATs Had Blocked	0-0	1-0		
By Rushing	6	3			Net punting average	34.6	44.3		
By Passing	10	18			TOTAL RETURN YARDAGE (Not Including Kickoffs)	-4	32		
By Penalty	3	1			No. and Yards Punt Returns	3-4	3-32		
THIRD DOWN EFFICIENCY	7-16-44%	4-16-25%			No. and Yards Kickoff Returns	1-12	3-66		
FOURTH DOWN EFFICIENCY	0-0-0%	1-3-33%			No. and Yards Interception Returns	0-0	0-0		
TOTAL NET YARDS	400	370			PENALTIES Number and Yards	7-52	6-78		
Total Offensive Plays (inc. times thrown passing)	64	76			FUMBLES Number and Lost	0-0	0-0		
Average gain per offensive play	6.3	4.9			TOUCHDOWNS	2	1		
NET YARDS RUSHING	144	50			Rushing	0	0		
Total Rushing Plays	34	21			Passing	2	1		
Average gain per rushing play	4.2	2.4			EXTRA POINTS Made-Attempts	2-2	1-1		
Tackles for a loss — number and yards	2-4	4-6			Kicking Made-Attempts	2-2	1-1		
NET YARDS PASSING	256	320			FIELD GOALS Made-Attempts	1-1	0-1		
Times thrown — yards lost attempting to pass	0-0	0-0			RED ZONE EFFICIENCY	0-1-0%	1-2-50%		
Gross yards passing	256	320			GOAL TO GO EFFICIENCY	0-1-0%	1-1-100%		
PASS ATTEMPTS-COMPLETIONS-HAD INTERCEPTED	30-15-0	55-31-0			SAFETIES	7	0		
Average gain per pass play (inc. # thrown passing)	8.5	5.8			FINAL SCORE	7	1		
KICKOFF Number-in End Zone-Touchbacks	4-11	2-1-1			TIME OF POSSESSION	31:45	28:15		
PUNTS Number and Average	8-41.1	7-43.7							
Had Blocked	0	0							



Denver 13, Baltimore 3

Monday, Oct. 9, 2006 • 6:41 p.m. MDT • INVESCO Field at Mile High • Denver

WEATHER: Light Rain and Fog, 39° • TIME: 2:49 • ATTENDANCE: 76,355

The Denver Broncos handed the Baltimore Ravens their first loss of the season by earning a 13-3 victory in front of 76,355 fans at INVESCO Field at Mile High and a national audience watching on ESPN's *Monday Night Football*. Denver extended its regular-season home winning streak to 12 games with its third consecutive victory.

By keeping Baltimore out of the end zone, Denver joined the 2000 Miami Dolphins as one of two teams in the NFL's modern era (since 1940) to allow only one touchdown through their first four games of a season. Linebacker Al Wilson led the Broncos' defense against Baltimore with 15 tackles (11 solo).

Broncos quarterback Jake Plummer engineered his 30th career game-winning drive in the fourth quarter against the Ravens and also connected with wide receiver Rod Smith for a 4-yard touchdown in the game's final period. Wide receiver Javon Walker caught five passes for 63 yards while running back Tatum Bell led Denver's ground game with 92 yards on 19 carries (4.8 avg.).

The Ravens took advantage of Bell's lost fumble at the Denver 40 in the first quarter by scoring the game's first points as a result of the turnover. Matt Stover's 24-yard field goal with 4:46 left in the first quarter put the Ravens ahead 3-0.

The Broncos answered in the second quarter with a 43-yard field goal by Jason Elam to tie the score at 3 with 4:54 left in the first half. It appeared that the Ravens would head into halftime with a lead after Steve McNair drove the club to Denver's 11-yard line with 1:01 left in the second quarter, but Broncos cornerback Champ Bailey prevented a score by intercepting McNair in the end zone on third down.

After a scoreless third quarter, the Broncos took the lead for the first time in the game, 6-3, on an Elam 44-yard field goal with 8:03 remaining. The field goal moved Elam ahead of Al Del Greco into ninth place in NFL history in career field goals made (348).

Denver's defense stopped the Ravens on the next possession when cornerback Darrent Williams intercepted McNair on third down from Baltimore's 41-yard line. A 25-yard pass from Plummer to Walker on the next play put the Broncos in position for Smith's 4-yard touchdown reception, putting the Broncos up 13-3 with less than two minutes to play.

The Broncos sealed the win on the next Baltimore series with cornerback Domonique Foxworth's interception.

Denver improved to an NFL-best 14-4 after the bye week since 1990, including a 10-2 mark at home. Broncos Head Coach Mike Shanahan also tied Chuck Knox and Marty Schottenheimer for the third-most wins (125) through a coach's first 200 career regular-season games in the Super Bowl era (since 1966).

OFFICIALS:

Referee — Walt Coleman (65); **Umpire** — Jeff Rice (44); **Head Linesman** — Ron Phares (10); **Line Judge** — Bill Spykma (8); **Side Judge** — David Wyant (16); **Field Judge** — Steve Zimmer (33); **Back Judge** — Richard Reels (83); **Replay** — Bob McGrath.

		1	2	3	4	OT	TOTAL		
VISITOR	Baltimore Ravens	3	0	0	0	—	3		
HOME	Denver Broncos	0	3	0	10	—	13		
Team	Qtr	Clock Time	PLAY DESCRIPTION (Extra Point) (Drive Info)				SCORE		
RAVENS	1	4:46	M. Stover 24 yd. Field Goal (9-34, 5:17)				3	0	
BRONCOS	2	4:54	J. Elam 43 yd. Field Goal (6-17, 2:53)				3	3	
BRONCOS	4	8:03	J. Elam 44 yd. Field Goal (10-39, 4:29)				3	6	
BRONCOS	4	1:55	R. Smith 4 yd. pass from J. Plummer (J. Elam kick) (8-55, 4:52)				3	13	

DENVER BRONCOS

OFFENSE			DEFENSE		
WR 80	R. Smith	LE 76	K. Lang		
LT 78	M. Lepsis	LT 96	M. Myers		
LG 50	B. Hamilton	RT 61	G. Warren		
C 66	T. Nalen	RE 91	E. Ekuban		
RG 65	C. Carlisle	WLB 52	I. Kodub		
RT 72	G. Foster	MLB 56	A. Wilson		
TE 82	S. Alexander	SLB 55	DJ. Williams		
WR 84	J. Walker	LCB 24	C. Bailey		
QB 16	J. Plummer	RCB 27	Da. Williams		
RB 26	T. Bell	SS 25	N. Ferguson		
FB 39	K. Johnson	FS 47	J. Lynch		

BRONCOS SUBSTITUTIONS: K 1 J. Elam, P/K 3 P. Ernster, WR 11 Q. Morgan, WR 15 B. Marshall, RB 20 M. Bell, CB 22 D. Foxworth, RB 37 C. Sapp, S 40 C. Cox, CB 41 K. Paymah, S 42 S. Brandon, LB 51 K. Burns, LB 53 L. Green, LB 54 P. Chukwurah, DE 60 J. Engelberger, C/G 62 C. Myers, T 64 E. Pears, TE/LS 83 M. Leach, TE 85 C. Mustard, WR 87 D. Kircus, TE 88 T. Scheffler, DE 92 E. Dumervil, DT 97 D. Veal, **DID NOT PLAY:** QB 6 J. Cutler, **INACTIVE:** WR 14 T. Devoe, S 21 H. Abdullah, RB 34 C. Cobbs, LB 58 N. Webster, G 73 C. Kuper, T 75 A. Meadows, TE 89 N. Jackson, DE 98 C. Brown.

BALTIMORE RAVENS

OFFENSE			DEFENSE		
TE 83	D. Wilcox	LE 90	T. Pryce		
LT 75	J. Ogden	NT 97	K. Gregg		
LG 60	J. Brown	DT 92	H. Ngata		
C 62	M. Flynn	RE 55	T. Suggs		
RG 68	K. Vincent	LLB 96	A. Thomas		
RT 79	T. Pashos	MLB 52	R. Lewis		
TE 86	T. Heap	RLB 57	B. Scott		
WR 85	D. Mason	LCB 21	C. McAlister		
QB 9	S. McNair	RCB 22	S. Rolle		
RB 31	J. Lewis	SS 26	D. Landry		
FB 34	O. Mughelli	FS 20	E. Reed		

RAVENS SUBSTITUTIONS: K 3 M. Stover, P 4 S. Koch, CB 25 E. Oglesby, CB 27 R. Prude, RB 32 Mu. Smith, FB 33 J. Green, CB 35 C. Ivy, DB/RS 36 B. Sams, RB 38 M. Anderson, S 42 G. Sapp, LB 51 Mi. Smith, LB/DE 56 G. Stills, G/C 65 C. Chester, LS 70 M. Katula, T 78 A. Terry, WR 84 C. Moore, WR 87 D. Williams, TE 88 Q. Syniewski, WR 89 M. Clayton, DT 91 A. Franklin, DT 94 J. Bannan, DE 95 J. Johnson, **DID NOT PLAY:** QB 7 K. Bolter, **INACTIVE:** CB 24 D. Pittman, CB 29 D. Martin, RB 30 P. Daniels, RB 40 C. Ross, LB/DE 53 D. Cody, G 63 I. Ndukwe, WR 81 D. Darling, DT 93 D. Edwards.

FINAL INDIVIDUAL STATISTICS

Baltimore Ravens												Denver Broncos																	
RUSHING	ATT	YDS	AVG	LG	TD	RUSHING	ATT	YDS	AVG	LG	TD	PASSING	ATT	YDS	AVG	LG	INT	Rtg.	PASSING	ATT	YDS	AVG	LG	INT	Rtg.				
J. Lewis	15	43	2.9	8	0	T. Bell	19	92	4.8	17	0	S. McNair	34	20	165	2/11	0	26	3	34.6	J. Plummer	24	13	106	1/0	1	27	1	62.2
M. Anderson	5	31	6.2	10	0	J. Plummer	2	11	5.5	12	0	S. McNair	34	20	165	2/11	0	26	3	34.6	J. Plummer	24	13	106	1/0	1	27	1	62.2
S. McNair	2	15	7.5	9	0	C. Sapp	3	10	3.3	4	0	S. McNair	34	20	165	2/11	0	26	3	34.6	J. Plummer	24	13	106	1/0	1	27	1	62.2
Mu. Smith	3	14	4.7	6	0	K. Johnson	2	5	2.5	3	0	S. McNair	34	20	165	2/11	0	26	3	34.6	J. Plummer	24	13	106	1/0	1	27	1	62.2
						J. Walker	2	-2	-1.0	0	0	S. McNair	34	20	165	2/11	0	26	3	34.6	J. Plummer	24	13	106	1/0	1	27	1	62.2
TOTAL	25	103	4.1	10	0	TOTAL	28	116	4.1	17	0	TOTAL	25	103	4.1	10	0		TOTAL	28	116	4.1	17	0					
Baltimore Ravens												Denver Broncos																	
PASSING	ATT	CMP	YDS	TD	LG	INT	Rtg.	PASSING	ATT	CMP	YDS	TD	LG	INT	Rtg.	PASSING	ATT	CMP	YDS	TD	LG	INT	Rtg.						
S. McNair	34	20	165	2/11	0	26	3	34.6	J. Plummer	24	13	106	1/0	1	27	1	62.2	J. Plummer	24	13	106	1/0	1	27	1	62.2			
TOTAL	34	20	165	2/11	0	26	3	34.6	TOTAL	24	13	106	1/0	1	27	1	62.2	TOTAL	24	13	106	1/0	1	27	1	62.2			
PASS RECEIVING	NO	YDS	AVG	LG	TD	PASS RECEIVING	NO	YDS	AVG	LG	TD	PASS RECEIVING	NO	YDS	AVG	LG	TD	PASS RECEIVING	NO	YDS	AVG	LG	TD						
Mu. Smith	6	53	8.8	18	0	J. Walker	5	63	12.6	27	0	Mu. Smith	6	53	8.8	18	0	Mu. Smith	6	53	8.8	18	0						
M. Clayton	5	27	5.4	8	0	R. Smith	4	30	7.5	11	1	M. Clayton	5	27	5.4	8	0	R. Smith	4	30	7.5	11	1						
D. Mason	3	45	15.0	26	0	T. Bell	2	7	3.5	9	0	D. Mason	3	45	15.0	26	0	T. Bell	2	7	3.5	9	0						
T. Heap	3	21	7.0	10	0	T. Scheffler	1	7	7.0	7	0	T. Heap	3	21	7.0	10	0	T. Scheffler	1	7	7.0	7	0						
D. Wilcox	2	18	9.0	10	0	K. Johnson	1	-1	-1.0	-1	0	D. Wilcox	2	18	9.0	10	0	K. Johnson	1	-1	-1.0	-1	0						
J. Lewis	1	1	1.0	1	0							J. Lewis	1	1	1.0	1	0												
TOTAL	20	165	8.3	26	0	TOTAL	13	106	8.2	27	1	TOTAL	20	165	8.3	26	0	TOTAL	13	106	8.2	27	1						
INTERCEPTIONS	NO	YDS	AVG	LG	TD	INTERCEPTIONS	NO	YDS	AVG	LG	TD	INTERCEPTIONS	NO	YDS	AVG	LG	TD	INTERCEPTIONS	NO	YDS	AVG	LG	TD						
S. Rolle	1	-8	-8.0	-8	0	D. Foxworth	1	45	45.0	45	0	S. Rolle	1	-8	-8.0	-8	0	D. Foxworth	1	45	45.0	45	0						
						C. Bailey	1	0	0.0	0	0							C. Bailey	1	0	0.0	0	0						
						Da. Williams	1	0	0.0	0	0							Da. Williams	1	0	0.0	0	0						
TOTAL	1	-8	-8.0	-8	0	TOTAL	3	45	15.0	45	0	TOTAL	1	-8	-8.0	-8	0	TOTAL	3	45	15.0	45	0						
PUNTING	NO	YDS	AVG	NET	TB	IN20	LG	PUNTING	NO	YDS	AVG	NET	TB	IN20	LG	PUNTING	NO	YDS	AVG	NET	TB	IN20	LG						
S. Koch	6	253	42.2	31.3	0	1	55	P. Ernster	4	169	42.3	38.8	0	3	54	S. Koch	6	253	42.2	31.3	0	1	55						
TOTAL	6	253	42.2	31.3	0	1	55	TOTAL	4	169	42.3	38.8	0	3	54	TOTAL	6	253	42.2	31.3	0	1	55						
PUNT RETURNS	NO	YDS	AVG	FC	LG	TD	PUNT RETURNS	NO	YDS	AVG	FC	LG	TD	PUNT RETURNS	NO	YDS	AVG	FC	LG	TD									
B. Sams	1	14	14.0	2	14	0	Da. Williams	4	65	16.3	0	33	0	B. Sams	1	14	14.0	2	14	0									
[OUT OF BOUNDS]	1	0	0.0	0	—	0	[DOWNED]	1	0	0.0	0	—	0	[OUT OF BOUNDS]	1	0	0.0	0	—	0									
RETURNS	1	14	14.0	2	14	0	RETURNS	4	65	16.3	0	33	0	RETURNS	1	14	14.0	2	14	0									
KICKOFF RETURNS	NO	YDS	AVG	FC	LG	TD	KICKOFF RETURNS	NO	YDS	AVG	FC	LG	TD	KICKOFF RETURNS	NO	YDS	AVG	FC	LG	TD									
B. Sams	3	56	18.7	0	25	0	Q. Morgan	2	42	21.0	0	23	0	B. Sams	3	56	18.7	0	25	0									
[TOUCHBACK]	1	0	0.0	0	—	0							[TOUCHBACK]	1	0	0.0	0	—	0										
RETURNS	3	56	18.7	0	25	0	RETURNS	2	42	21.0	0	23	0	RETURNS	3	56	18.7	0	25	0									
Baltimore Ravens	Fum	Lost	Own Rec.	Yds	TD	FF	Opp. Rec.	Yds	TD	Bnds	Denver Broncos	Fum	Lost	Own Rec.	Yds	TD	FF	Opp. Rec.	Yds	TD	Bnds								
S. McNair	1	0	0	0	0	0	0	0	0	0	T. Bell	1	1	0	0	0	0	0	0	0	0								
M. Flynn	0	0	1	0	0	0	0	0	0	0	J. Plummer	1	0	0	0	0	0	0	0	0	1								
E. Reed	0	0	0	0	0	1	0	0	0	0	M. Myers	0	0	0	0	0	1	0	0	0	0								
T. Suggs	0	0	0	0	0	1	0	0	0	0																			
C. McAlister	0	0	0	0	0	0	1	0	0	0	TOTAL	2	1	0	0	0	1	0	0	0	1								
TOTAL	1	0	1	0	0	2	1	0	0	0	TOTAL	2	1	0	0	0	1	0	0	0	1								

FINAL TEAM STATISTICS



Denver 13, Oakland 3

Sunday, Oct. 15, 2006 • 6:21 p.m. MDT • INVESCO Field at Mile High • Denver

WEATHER: Partly Cloudy, 64° • TIME: 2:42 • ATTENDANCE: 76,691

The Denver Broncos improved their record after five games to 4-1 for the fifth year in a row after defeating the Oakland Raiders 13-3 in front of 76,691 fans in a contest televised nationally on NBC's *Sunday Night Football* at INVESCO Field at Mile High. By not allowing the Raiders to score a touchdown, the Broncos became the first team since the 1934 Detroit Lions to allow one or fewer touchdowns through its first five games of a season.

Denver set a franchise record by holding its fifth consecutive opponent to single digits in its win against Oakland. The Broncos' victory marked their 13th consecutive home win in the regular season.

The Broncos rushed for 144 yards and were led on the ground by Tatum Bell's 83 yards and one touchdown. Wide receiver Javon Walker contributed four receptions for 75 yards, including a 54-yard grab that led to Bell's score. Defensive end Elvis Dumervil recorded the first two sacks of his career, marking the first multiple-sack game by a Denver rookie since 2002 (Monsanto Pope).

On the first play of the Broncos' second possession of the game, quarterback Jake Plummer connected with Walker on a 54-yard pass that moved Denver to Oakland's 2-yard line. One play later, Bell snuck into the end zone to give the Broncos a 7-0 lead with 39 seconds left in the first quarter.

Denver extended its lead to 10-0 on its next possession with a 51-yard field goal by Jason Elam at 10:09 of the second quarter. Elam grab that led to Bell's score. Defensive end Elvis Dumervil recorded the first two sacks of his career, marking the first multiple-sack game by a Denver rookie since 2002 (Monsanto Pope).

A 51-yard pass from quarterback Andrew Walter to wide receiver Randy Moss moved the Raiders into scoring position with two minutes remaining in the first half. Two plays later, cornerback Champ Bailey ended the threat by intercepting a Walter pass intended for Moss at the 1-yard line to preserve Denver's first-half shutout.

After taking over possession at midfield following a fumble by Darrent Williams on a punt return early in the third quarter, the Raiders scored their first points of the game on a 47-yard field goal by Sebastian Janikowski at the 7:11 mark. Denver maintained its 13-3 lead through the third quarter.

The Raiders' only other scoring opportunity of the game was halted late in the fourth quarter when Broncos linebacker Ian Gold forced a fumble on a LaMont Jordan run at the Denver 27. It was recovered by Denver defensive tackle Michael Myers to seal the win.

Denver improved to an NFL-best 10-1 in its game immediately following a *Monday Night Football* appearance since 2000. With his 12-yard reception against Oakland, wide receiver Rod Smith became the sixth player in NFL history to total at least 100 career receptions against three different teams (Oak., K.C. and S.D.).

OFFICIALS:

Referee — Jeff Triplette (42); **Umpire** — Jim Quirk (5); **Head Linesman** — Jim Mello (48); **Line Judge** — Jeff Seeman (45); **Side Judge** — Greg Meyer (78); **Field Judge** — Duke Carroll (11); **Back Judge** — Gregory Steed (12); **Replay** — Mark Burns.

	1	2	3	4	OT	TOTAL	FIELD GOALS (made /) missed)
VISITOR Oakland Raiders	0	0	3	0	—	3	S. Janikowski 54WR (47)
HOME Denver Broncos	7	6	0	0	—	13	J. Elam (51) (22)
Team	Qtr	Clock Time	PLAY DESCRIPTION (Extra Point) (Drive Info)	SCORE Visitor	Home		
BRONCOS	1	0:39	T. Bell 2 yd. run (J. Elam kick) (2-56, 0:54)	0	7		
BRONCOS	2	10:09	J. Elam 51 yd. Field Goal (8-29, 3:16)	0	10		
BRONCOS	2	3:59	J. Elam 22 yd. Field Goal (8-49, 4:34)	0	13		
RAIDERS	3	7:11	S. Janikowski 47 yd. Field Goal (12-23, 6:36)	3	13		

DENVER BRONCOS

OFFENSE	DEFENSE
WR 80 R. Smith	LE 76 K. Lang
LT 78 M. Lepsis	LT 96 M. Myers
LG 50 B. Hamilton	RT 61 G. Warren
C 66 T. Nalen	RE 91 E. Ekuban
RG 65 C. Carlisle	WLB 52 I. Gold
RT 72 G. Foster	MLB 56 A. Wilson
TE 82 S. Alexander	SLB 55 DJ. Williams
TE 88 T. Scheffler	LCB 24 C. Bailey
WR 84 J. Walker	RCB 27 Da. Williams
QB 16 J. Plummer	SS 25 N. Ferguson
RB 26 T. Bell	FS 47 J. Lynch

BRONCOS SUBSTITUTIONS: K 1 J. Elam, P/K 3 P. Ernster, WR 11 Q. Morgan, WR 15 B. Marshall, RB 20 M. Bell, CB 22 D. Foxworth, RB 37 C. Sapp, FB 39 K. Johnson, S 40 C. Cox, CB 41 K. Paymah, S 42 S. Brandon, LB 51 K. Burns, LB 53 L. Green, LB 54 P. Chukwurah, DE 60 J. Engelberger, C/G 62 C. Myers, T 64 E. Pears, TE/LS 83 M. Leach, TE 85 C. Mustard, WR 87 D. Kircus, DE 92 E. Dumervil, DT 97 D. Veal.
DID NOT PLAY: QB 6 J. Cutler. **INACTIVE:** WR 14 T. Devoe, S 21 H. Abdullah, RB 34 C. Cobbs, LB 58 N. Webster, G 73 C. Kuper, T 75 A. Meadows, TE 89 N. Jackson, DE 90 K. Peterson.

OAKLAND RAIDERS

OFFENSE	DEFENSE
WR 18 R. Moss	LE 91 T. Brayton
LT 76 R. Gallery	LT 99 W. Sapp
LG 65 B. Sims	RT 93 T. Kelly
C 64 J. Grove	RE 56 D. Burgess
RG 67 K. Boothe	OLB 54 S. Williams
RT 66 L. Walker	MLB 52 K. Morrison
TE 83 C. Anderson	OLB 53 T. Howard
WR 87 A. Whitted	SS 24 M. Huff
FB 32 Z. Crockett	FS 30 S. Schweigert
RB 34 L. Jordan	CB 21 N. Asomugha
QB 16 A. Walter	CB 26 S. Routt

RAIDERS SUBSTITUTIONS: P 9 S. Lechler, K 11 S. Janikowski, WR 19 J. Morant, CB 22 D. Starks, CB 23 C. Carr, RB 25 J. Fargas, S 36 D. Gibson, CB 38 T. Poole, S 40 J. Cooper, RB 42 R. Lee, LB 50 I. Ekejiuba, DE 51 L. Johnstone, LB 55 R. Thomas, LB 57 R. Brown, C 62 A. Treu, DT 77 A. Hawthorne, T 78 C. Slaughter, G 79 P. McQuistan, WR 85 J. Madsen, TE 86 R. Williams, WR 89 R. Curry, DT 90 T. Sands.
DID NOT PLAY: QB 8 M. Tuiasosopo. **INACTIVE:** QB 2 A. Brooks, CB 27 F. Washington, G/T 70 B. Badger, G 71 C. Hulse, TE 88 J. Adkisson, DE 94 K. Huntley, LB 96 G. Irons.

FINAL INDIVIDUAL STATISTICS

Oakland Raiders												Denver Broncos											
RUSHING	ATT	YDS	AVG	LG	TD	RUSHING	ATT	YDS	AVG	LG	TD												
L. Jordan	23	60	2.6	13	0	T. Bell	23	83	3.6	10	1												
J. Fargas	3	11	3.7	6	0	J. Plummer	6	30	5.0	19	0												
Z. Crockett	1	10	10.0	10	0	J. Walker	1	29	29.0	29	0												
A. Whitted	1	4	4.0	4	0	M. Bell	1	2	2.0	2	0												
A. Walter	1	0	0.0	0	0																		
R. Lee	1	0	0.0	0	0																		
TOTAL	30	85	2.8	13	0	TOTAL	31	144	4.6	29	1												
PASSING	ATT	CMP	YDS	TD	LG	IN	Rtg.	PASSING	ATT	CMP	YDS	TD	LG	IN	Rtg.								
A. Walter	26	13	189	4/30	0	51	1	J. Plummer	18	11	102	2/11	0	54	0								
TOTAL	26	13	189	4/30	0	51	1	TOTAL	18	11	102	2/11	0	54	0								
PASS RECEIVING			NO	YDS	AVG	LG	TD	PASS RECEIVING			NO	YDS	AVG	LG	TD								
R. Moss			5	86	17.2	51	0	J. Walker			4	75	18.8	54	0								
C. Anderson			3	56	18.7	25	0	T. Bell			4	11	2.8	16	0								
A. Whitted			2	26	13.0	15	0	C. Sapp			2	4	2.0	2	0								
L. Jordan			2	16	8.0	16	0	R. Smith			1	12	12.0	12	0								
J. Madsen			1	5	5.0	5	0																
TOTAL			13	189	14.5	51	0	TOTAL			11	102	9.3	54	0								
INTERCEPTIONS			NO	YDS	AVG	LG	TD	INTERCEPTIONS			NO	YDS	AVG	LG	TD								
								C. Bailey			1	0	0.0	0	0								
TOTAL			0	0	0.0	—	0	TOTAL			1	0	0.0	0	0								
PUNTING	NO	YDS	AVG	NET	TB	IN20	LG	PUNTING	NO	YDS	AVG	NET	TB	IN20	LG								
S. Lechler	4	220	55.0	42.3	1	0	67	P. Ernster	4	151	37.8	38.0	0	2	43								
TOTAL	4	220	55.0	42.3	1	0	67	TOTAL	4	151	37.8	38.0	0	2	43								
PUNT RETURNS	NO	YDS	AVG	FC	LG	TD	PUNT RETURNS	NO	YDS	AVG	FC	LG	TD										
C. Carr	2	-1	-0.5	1	0	0	Da. Williams	3	31	10.3	0	21	0										
[OUT OF BOUNDS]	1	0	0.0	0	—	0	[TOUCHBACK]	1	0	0.0	0	—	0										
RETURNS	2	-1	-0.5	1	0	0	RETURNS	3	31	10.3	0	21	0										
KICKOFF RETURNS	NO	YDS	AVG	FC	LG	TD	KICKOFF RETURNS	NO	YDS	AVG	FC	LG	TD										
C. Carr	1	26	26.0	0	26	0	Q. Morgan	1	23	23.0	0	23	0										
[TOUCHBACK]	3	0	0.0	0	—	0	[TOUCHBACK]	1	0	0.0	0	—	0										
RETURNS	1	26	26.0	0	26	0	RETURNS	1	23	23.0	0	23	0										
Oakland Raiders	Fum	Lost	Own Rec.	Yds	TD	FF	Opp. Rec.	Yds	TD	Bnds	Denver Broncos	Fum	Lost	Own Rec.	Yds	TD	FF	Opp. Rec.	Yds	TD	Bnds		
A. Walter	1	0	1	0	0	0	0	0	0	0	Da. Williams	1	1	0	0	0	0	0	0	0	0		
L. Jordan	1	1	0	0	0	0	0	0	0	0	I. Gold	0	0	0	0	0	1	0	0	0	0		
C. Carr	0	0	0	0	0	1	0	0	0	0	M. Myers	0	0	0	0	0	0	1	11	0	0		
R. Thomas	0	0	0	0	0	0	1	0	0	0													
TOTAL	2	1	1	0	0	1	1	0	0	0	TOTAL	1	1	0	0	0	1	1	11	0	0		

FINAL TEAM STATISTICS

	RAIDERS	BRONCOS		RAIDERS	BRONCOS
TOTAL FIRST DOWNS	14	15	FGs ~ PATs Had Blocked	0-0	0-0
By Rushing	2	7	Net punting average	42.3	38.0
By Passing	10	6	TOTAL RETURN YARDAGE (Not Including Kickoffs)	-1	31
By Penalty	2	2	No. and Yards Punt Returns	2-1	3-31
THIRD DOWN EFFICIENCY	4-13-31%	5-11-45%	No. and Yards Kickoff Returns	1-26	1-23
FOURTH DOWN EFFICIENCY	1-2-50%	0-0-0%	No. and Yards Interception Returns	0-0	1-0
TOTAL NET YARDS	244	235	PENALTIES Number and Yards	13-95	5-39
Total Offensive Plays (inc. times thrown passing)	60	51	FUMBLES Number and Lost	2-1	1-1
Average gain per offensive play	4.1	4.6	TOUCHDOWNS	0	1
NET YARDS RUSHING	85	144	Rushing	0	0
Total Rushing Plays	30	31	Passing	0	0
Average gain per rushing play	2.8	4.6	EXTRA POINTS Made-Attempts	0-0	1-1
Tackles for a loss ~ number and yards	4-9	1-3	Kicking Made-Attempts	0-0	1-1
NET YARDS PASSING	159	91	FIELD GOALS Made-Attempts	1-2	2-2
Times thrown ~ yards lost attempting to pass	4-30	2-11	RED ZONE EFFICIENCY	0-1-0%	1-3-33%
Gross yards passing	189	102	GOAL TO GO EFFICIENCY	0-0-0%	1-2-50%
PASS ATTEMPTS-COMPLETIONS-HAD INTERCEPTED	26-13-1	18-11-0	SAFETIES	0	0
Average gain per pass play (inc. # thrown passing)	5.3	4.6	FINAL SCORE	3	13
KICKOFFS Number-In End Zone-Touchbacks	2-2-1	4-4-3	TIME OF POSSESSION	31:36	28:24
PUNTS Number and Average	4-55.0	4-37.8			
Had Blocked	0	0			



Denver 17, Cleveland 7

Sunday, Oct. 22, 2006 • 4:06 p.m. EST • Cleveland Browns Stadium • Cleveland

WEATHER: Cloudy, Cool 48° • TIME: 2:59 • ATTENDANCE: 73,024

The Denver Broncos turned in another dominating defensive performance on Sunday in their 17-7 win against the Cleveland Browns in front of 73,024 fans at Cleveland Browns Stadium. Denver won its fifth consecutive game and held its fifth opponent in a row to less than 10 points, extending its franchise record.

The Broncos also tied a club record by extending its streak without allowing a touchdown to 11 consecutive quarters, a record it set earlier this season. Denver saw its streak without allowing a touchdown come to an end against the Browns early in the fourth quarter.

Wide receiver Rod Smith posted 69 yards on six catches to become the Broncos' all-time leader in career combined yardage (12,181). He passed former running back Floyd Little (12,173) to earn that distinction.

Broncos running back Tatum Bell (115 rush yds.) and wide receiver Javon Walker (107 rec. yds.) each totaled individual 100-yard games. Denver defensive end Elvis Dumervil tied the club's single-game rookie record for sacks, set by Rulon Jones in 1984, with three against the Browns.

After a scoreless first quarter, quarterback Jake Plummer drove the Broncos 85 yards to set up a 32-yard Jason Elam field goal that put Denver ahead 3-0 at 13:01 of the second quarter. Just after the two-minute warning, Bell capped off an 86-yard drive with a 9-yard touchdown run that put Denver ahead 10-0 at halftime.

The Broncos forced a three-and-out on defense to begin the second half. Plummer completed 4-of-5 passes on the Broncos' ensuing drive, including a 9-yard touchdown pass to rookie wide receiver Brandon Marshall. The score was the first of Marshall's career and gave Denver a 17-0 lead with 9:13 remaining in the third quarter.

Cleveland advanced to the Denver 40-yard line early in the fourth quarter, but Broncos cornerback Champ Bailey intercepted a Charlie Frye pass in the end zone. The play marked the third consecutive game in which Bailey recorded an interception.

Plummer was intercepted by Cleveland linebacker Andra Davis on the next drive, setting up a 6-yard touchdown pass from Frye to wide receiver Joe Jurevicius. The touchdown ended Denver's 11-quarter streak of not allowing a touchdown and trimmed the Broncos' lead to 17-7 with 11:43 left to play.

The score was not enough for the Browns with Denver limiting the club to a total of one first down on its final three possessions of the game.

Denver held Cleveland to just 1-for-11 (9.1%) success on third downs for the game. The Broncos, who also limited Cleveland to only 34 rushing yards, did not allow a third-down conversion after the first quarter.

OFFICIALS:

Referee — Tony Corrente (99); **Umpire** — Steve Wilson (29); **Head Linesman** — John McGrath (120); **Line Judge** — Ron Blum (7); **Side Judge** — Doug Toole (4); **Field Judge** — Craig Wroldstad (89); **Back Judge** — Don Carey (126); **Replay** — Bob Mantoath.

	1	2	3	4	OT	TOTAL	FIELD GOALS (made /) missed
VISITOR Denver Broncos	0	10	7	0	—	17	J. Elam (32) 43WR
HOME Cleveland Browns	0	0	0	7	—	7	

Team	Qtr	Clock Time	PLAY DESCRIPTION (Extra Point) (Drive Info)	SCORE Visitor	Home
BRONCOS	2	13:01	J. Elam 32 yd. Field Goal (10-85, 4:33)	3	0
BRONCOS	2	1:54	T. Bell 9 yd. run (J. Elam kick) (12-86, 4:56)	10	0
BRONCOS	3	9:13	B. Marshall 9 yd. pass from J. Plummer (J. Elam kick) (9-56, 4:42)	17	0
BROWNS	4	11:43	J. Jurevicius 6 yd. pass from C. Frye (P. Dawson kick) (3-18, 1:26)	17	7

DENVER BRONCOS

OFFENSE				DEFENSE			
WR 80	R. Smith	LE 76	K. Lang	LT 96	M. Myers		
LT 78	M. Lepsis	RT 61	G. Warren	RE 91	E. Ekuban		
LG 50	B. Hamilton	WLB 52	I. Gold	MLB 56	A. Wilson		
C 66	T. Nalen	SLB 55	DJ. Williams	LCB 24	C. Bailey		
RG 65	C. Carlisle	RCB 27	Da. Williams	SS 25	N. Ferguson		
RT 72	G. Foster	FS 47	J. Lynch				
TE 82	S. Alexander						
WR 84	J. Walker						
QB 16	J. Plummer						
RB 26	T. Bell						
FB 37	C. Sapp						

BRONCOS SUBSTITUTIONS: K 1 J. Elam, P/K 3 P. Ernster, WR 11 Q. Morgan, WR 15 B. Marshall, RB 20 M. Bell, CB 22 D. Foxworth, S 40 C. Cox, CB 41 K. Paymah, S 42 S. Brandon, LB 51 K. Burns, LB 53 L. Green, LB 54 P. Chukwurah, DE 60 J. Engelberger, C/G 62 C. Myers, T 64 E. Pears, TE/LS 83 M. Leach, TE 85 C. Mustard, WR 87 D. Kircus, TE 88 T. Scheffler, TE 89 N. Jackson, DE 92 E. Dumervil, DT 97 D. Veal. **DID NOT PLAY:** QB 6 J. Cutler. **INACTIVE:** WR 14 T. Devoe, S 21 H. Abdullah, RB 34 C. Cobbs, FB 39 K. Johnson, LB 58 N. Webster, G 73 C. Kuper, T 75 A. Meadows, DE 90 K. Peterson.

CLEVELAND BROWNS

OFFENSE				DEFENSE			
WR 84	J. Jurevicius	LE 99	O. Royce	NT 92	T. Washington		
LT 77	K. Shaffer	RE 97	A. McKinley	RE 97	A. McKinley		
LG 63	J. Andruzzi	LOLB 55	W. McGinest	MLB 54	A. Davis		
C 66	H. Fraley	WLB 58	D. Jackson	WLB 58	D. Jackson		
RG 60	C. Coleman	ROLB 95	K. Wimbley	LCB 39	D. Holly		
RT 72	R. Tucker	RCB 24	G. Baxter	SS 26	S. Jones		
TE 80	K. Winslow	FS 27	B. Russell				
WR 17	B. Edwards						
QB 9	C. Frye						
TE 82	S. Heiden						
RB 34	R. Droughns						

BROWNS SUBSTITUTIONS: QB 3 D. Anderson, K 4 P. Dawson, P 15 D. Zastudil, WR 16 J. Cribbs, DB 20 R. Brown, DB 21 B. Pool, RB 29 J. Wright, DB 30 A. Perkins, DB 31 J. Perry, FB 42 T. Smith, FB 47 L. Vickers, LB 51 C. Thompson, LB 52 M. Stewart, LB 53 M. Unck, OL 62 L. Friedman, LS 64 R. Pontbriand, OL 70 N. Dorsey, DL 75 S. Fraser, DL 78 E. Kelley, LB 87 D. Dinkins, LB 94 L. Williams, DL 98 N. Eason. **DID NOT PLAY:** WR 81 T. Wilson. **INACTIVE:** QB 11 K. Dorsey, DB 25 J. Hamilton, DB 28 L. Bodden, RB 35 J. Harrison, OL 61 I. Sowell, OL 71 K. Butler, WR 86 D. Northcutt, LB 90 D. McMillan.

FINAL INDIVIDUAL STATISTICS

Denver Broncos										Cleveland Browns									
RUSHING		ATT	YDS	AVG	LG	TD	RUSHING		ATT	YDS	AVG	LG	TD						
T. Bell		24	115	4.8	17	1	R. Droughns		12	33	2.8	7	0						
M. Bell		10	25	2.5	17	0	C. Frye		1	1	1.0	1	0						
J. Plummer		3	10	3.3	8	0													
TOTAL		37	150	4.1	17	1	TOTAL		13	34	2.6	7	0						
PASSING		ATT	CMP	YDS	TKD/ YD	TD	LG	IN	Rtg.	PASSING		ATT	CMP	YDS	TKD/ YD	TD	LG	IN	Rtg.
J. Plummer		41	20	209	2/12	1	38	2	51.8	C. Frye		33	19	149	5/18	1	18	1	66.4
TOTAL		41	20	209	2/12	1	38	2	51.8	TOTAL		33	19	149	5/18	1	18	1	66.4
PASS RECEIVING		NO		YDS	AVG	LG	TD	PASS RECEIVING		NO		YDS	AVG	LG	TD				
J. Walker		9		107	11.9	38	0	J. Jurevicius		4		40	10.0	15	1				
R. Smith		6		69	11.5	19	0	J. Cribbs		4		32	8.0	11	0				
T. Bell		3		11	3.7	9	0	R. Droughns		4		27	6.8	13	0				
B. Marshall		2		22	11.0	13	1	K. Winslow		3		34	11.3	18	0				
								S. Heiden		2		10	5.0	5	0				
								B. Edwards		2		6	3.0	4	0				
TOTAL		20		209	10.5	38	1	TOTAL		19		149	7.8	18	1				
INTERCEPTIONS		NO		YDS	AVG	LG	TD	INTERCEPTIONS		NO		YDS	AVG	LG	TD				
C. Bailey		1		30	30.0	30	0	A. Davis		1		19	19.0	19	0				
								G. Baxter		1		10	10.0	10	0				
TOTAL		1		30	30.0	30	0	TOTAL		2		29	14.5	19	0				
PUNTING		NO	YDS	AVG	NET	TB	IN20	LG	PUNTING		NO	YDS	AVG	NET	TB	IN20	LG		
P. Ernster		6	210	35.0	34.7	0	2	57	D. Zastudil		6	243	40.5	38.8	0	3	61		
TOTAL		6	210	35.0	34.7	0	2	57	TOTAL		6	243	40.5	38.8	0	3	61		
PUNT RETURNS		NO		YDS	AVG	FC	LG	TD	PUNT RETURNS		NO		YDS	AVG	FC	LG	TD		
Da. Williams		3		10	3.3	1	6	0	J. Cribbs		2		2	1.0	0	2	0		
[DOWNED]		1		0	0.0	0	—	0	[DOWNED]		2		0	0.0	0	—	0		
[OUT OF BOUNDS]		1		0	0.0	0	—	0	[OUT OF BOUNDS]		2		0	0.0	0	—	0		
RETURNS		3		10	3.3	1	6	0	RETURNS		2		2	1.0	0	2	0		
KICKOFF RETURNS		NO		YDS	AVG	FC	LG	TD	KICKOFF RETURNS		NO		YDS	AVG	FC	LG	TD		
Q. Morgan		1		12	12.0	0	12	0	J. Cribbs		3		94	31.3	0	44	0		
[TOUCHBACK]		1		0	0.0	0	—	0	[TOUCHBACK]		1		0	0.0	0	—	0		
RETURNS		1		12	12.0	0	12	0	RETURNS		3		94	31.3	0	44	0		
Denver Broncos										Cleveland Browns									
FUMBLES	Fum	Lost	Own Rec.	Yds	TD	FF	Rec.	Yds	TD	FUMBLES	Fum	Lost	Own Rec.	Yds	TD	FF	Rec.	Yds	TD
A. Wilson	0	0	0	0	0	0	1	0	0	J. Cribbs	2	1	1	0	0	0	0	0	0
E. Dumervil	0	0	0	0	0	0	1	0	0	R. Droughns	1	1	0	0	0	0	0	0	0
C. Sapp	0	0	0	0	0	0	1	0	0										
TOTAL	0	0	0	0	0	0	1	2	0	TOTAL	3	2	1	0	0	0	0	0	0

311



Denver 31, Pittsburgh 20

Sunday, Nov. 5, 2006 • 4:15 p.m. EST • Heinz Field • Pittsburgh

WEATHER: Mostly Cloudy, 53° • TIME: 3:11 • ATTENDANCE: 64,661

The Denver Broncos posted an impressive +6 turnover ratio in a 31-20 victory against the Pittsburgh Steelers on Sunday in front of 64,661 fans at Heinz Field. The victory improved Denver's record to 6-2 at the midway point of the season.

Denver's +6 turnover ratio at Pittsburgh tied for the franchise's third-highest turnover ratio in a regular-season game since 1970 and highest since 1984 (+7). Cornerback Champ Bailey (2 INTs), Cornerback Darrent Williams (1 INT, 1 FUM) and safety Curume Cox (1 INT, 1 FUM) each recorded two takeaways against the Steelers.

Wide receiver Javon Walker led the Broncos with six receptions for 134 yards with two touchdowns. He added a 72-yard touchdown run, which was the fifth-longest rushing touchdown by an NFL wide receiver since the 1970 NFL merger.

Quarterback Jake Plummer completed 16-of-27 passes (59.3%) for 227 yards with three touchdowns for a 123.5 passer rating. It marked the second consecutive game that Plummer registered a passer rating above 100.0.

Denver took a 14-0 lead within the game's first four minutes, scoring on a 16-yard touchdown reception by Rod Smith and a 10-yard touchdown grab by Walker. Walker's score was set up by Williams' fumble recovery of a Antonio Holmes punt return.

The Steelers trimmed their deficit to 14-10 at halftime on Ben Roethlisberger's second-quarter touchdown pass to running back Willie Parker and a 46-yard field goal by Jeff Reed as time expired in the first half.

Walker broke free for a 72-yard touchdown run on a reverse on the second play of the third quarter, giving Denver a 21-10 advantage at the 13:58 mark. The Steelers responded with a 54-yard touchdown drive capped off by Parker's 3-yard run that moved Pittsburgh within 4, 21-17, with 3:32 left in the third quarter.

Plummer's 10-yard touchdown pass to Walker at 11:16 of the fourth quarter increased Denver's lead to 28-17. After Pittsburgh scored on a field goal on its next possession, the Broncos' Jason Elam drilled a 32-yarder to put Denver ahead 31-20 with 4:48 to play.

The Broncos forced turnovers on each of Pittsburgh's final two drives to seal the victory. Cox recovered a Hines Ward fumble in the end zone at the two-minute warning and later intercepted a Roethlisberger pass intended for Holmes with less than 20 seconds remaining in the contest.

Denver held Pittsburgh to 2-of-5 (40.0%) success inside the red zone. With his two fumble recoveries against the Steelers, Williams became the first Bronco to have multiple fumble recoveries in the same game since Bill Romanowski in 1996.

OFFICIALS:

Referee — Walt Anderson (66); **Umpire** — Butch Hannah (40); **Head Linesman** — Phil McKinney (110); **Line Judge** — Mike Spanier; **Side Judge** — Rick Patterson (15); **Field Judge** — Terry Brown (43); **Back Judge** — Billy Smith (2); **Replay** — Dale Hamer.

		1	2	3	4	OT	TOTAL		FIELD GOALS (made () missed)
VISITOR	Denver Broncos	14	0	7	10	—	31		J. Elam (32)
HOME	Pittsburgh Steelers	0	10	7	3	—	20		J. Reed 40WR (46) (29)

Team	Qtr	Clock Time	PLAY DESCRIPTION (Extra Point) (Drive Info)	SCORE Visitor	Home
BRONCOS	1	11:26	R. Smith 16 yd. pass from J. Plummer (J. Elam kick) (4-63, 2:03)	7	0
BRONCOS	1	11:05	J. Walker 10 yd. pass from J. Plummer (J. Elam kick) (3-10, 0:13)	14	0
STEELERS	2	12:42	W. Parker 15 yd. pass from B. Roethlisberger (J. Reed kick) (8-65, 3:57)	14	7
STEELERS	2	0:00	J. Reed 46 yd. Field Goal (7-51, 1:42)	14	10
BRONCOS	3	13:58	J. Walker 72 yd. run (J. Elam kick) (2-74, 1:02)	21	10
STEELERS	3	3:32	W. Parker 3 yd. run (J. Reed kick) (7-54, 3:52)	21	17
BRONCOS	4	11:16	J. Walker 10 yd. pass from J. Plummer (J. Elam kick) (5-17, 2:20)	28	17
STEELERS	4	8:13	J. Reed 29 yd. Field Goal (5-69, 3:03)	28	20
BRONCOS	4	4:48	J. Elam 32 yd. Field Goal (5-65, 3:25)	31	20

DENVER BRONCOS

OFFENSE			DEFENSE		
WR	80	R. Smith	LE	76	K. Lang
LT	64	E. Pears	LT	96	M. Myers
LG	50	B. Hamilton	RT	61	G. Warren
C	66	T. Nalen	RE	91	E. Ekuban
RG	65	C. Carlisle	WLB	52	I. Gold
RT	72	G. Foster	MLB	56	A. Wilson
TE	82	S. Alexander	SLB	55	DJ. Williams
WR	84	J. Walker	LCB	24	C. Bailey
QB	16	J. Plummer	RCB	27	Da. Williams
RB	20	M. Bell	SS	25	N. Ferguson
TE	85	C. Mustard	FS	47	J. Lynch

BRONCOS SUBSTITUTIONS: K 1 J. Elam, P/K 3 P. Ernster, WR 15 B. Marshall, WR 19 B. Clark, CB 22 D. Foxworth, RB 34 C. Cobbs, RB 37 C. Sapp, S 40 C. Cox, CB 41 K. Paymah, S 42 S. Brandon, LB 51 K. Burns, LB 53 L. Green, LB 54 P. Chukwurah, DE 60 J. Engelberger, C/G 62 C. Myers, TE/LB 83 M. Leach, WR 87 D. Kircus, TE 88 T. Scheffler, TE 89 N. Jackson, DE 92 E. Dumervil, DT 97 D. Veal. **DID NOT PLAY:** QB 6 J. Cutler, T 75 A. Meadows. **INACTIVE:** WR 11 Q. Morgan, WR 14 T. Devoe, S 21 H. Abdullah, RB 26 T. Bell, FB 39 K. Johnson, LB 58 N. Webster, G 73 C. Kuper, DE 90 K. Peterson.

PITTSBURGH STEELERS

OFFENSE			DEFENSE		
SE	80	C. Wilson	LE	91	A. Smith
LT	77	M. Smith	NT	98	C. Hampton
LG	66	A. Faneca	RE	99	B. Keisel
C	56	C. Okobi	LOLB	53	C. Haggans
RG	73	K. Simmons	LILB	51	J. Farrior
RT	78	M. Starks	RILB	50	L. Foote
TE	83	H. Miller	ROLB	55	J. Porter
HB	39	W. Parker	LCB	24	I. Taylor
FB	35	D. Kreider	FS	25	R. Clark
QB	7	B. Roethlisberger	SS	43	T. Polamalu
FL	86	H. Ward	RCB	26	D. Townsend

STEELERS SUBSTITUTIONS: K 3 J. Reed, WR 10 S. Holmes, P 17 C. Gardocki, CB 20 B. McFadden, S 23 T. Carter, S 27 An. Smith, CB 37 A. Madison, RB 42 J. Kuhn, RB 44 N. Davenport, LB 54 R. Wallace, LB 57 C. Kriewaldt, LS 60 G. Warren, DT 76 C. Hoke, OT 79 T. Essex, WR 81 S. Morey, TE 84 J. Tuman, WR 85 N. Washington, DE 90 T. Kirschke, DE 93 R. Bailey, LB 94 C. Brown, LB 95 M. Cooper. **DID NOT PLAY:** QB 16 C. Batch, C 62 M. Philip. **INACTIVE:** 3QB 2 B. St. Pierre, WR 15 W. Reid, RB 22 D. Staley, S 31 M. Logan, C 64 J. Hartings, OG 68 C. Kemoatu, OT 74 W. Colon, LB 92 J. Harrison.

FINAL INDIVIDUAL STATISTICS

Denver Broncos													Pittsburgh Steelers																
RUSHING	ATT	YDS	AVG	LG	TD	RUSHING	ATT	YDS	AVG	LG	TD	RUSHING	ATT	YDS	AVG	LG	TD	RUSHING	ATT	YDS	AVG	LG	TD	RUSHING	ATT	YDS	AVG	LG	TD
J. Walker	1	72	72.0	72	1	W. Parker	14	70	5.0	20	1	W. Parker	14	70	5.0	20	1	W. Parker	14	70	5.0	20	1	W. Parker	14	70	5.0	20	1
M. Bell	17	28	1.6	4	0	N. Davenport	2	17	8.5	9	0	N. Davenport	2	17	8.5	9	0	N. Davenport	2	17	8.5	9	0	N. Davenport	2	17	8.5	9	0
C. Cobbs	3	9	3.0	5	0	B. Roethlisberger	3	9	3.0	4	0	B. Roethlisberger	3	9	3.0	4	0	B. Roethlisberger	3	9	3.0	4	0	B. Roethlisberger	3	9	3.0	4	0
J. Plummer	2	6	3.0	7	0																								
TOTAL	23	115	5.0	72	1	TOTAL	19	96	5.1	20	1	TOTAL	19	96	5.1	20	1	TOTAL	19	96	5.1	20	1	TOTAL	19	96	5.1	20	1

PASSING	ATT	CMP	YDS	TKD/Y	TD	LG	IN	Rtg.	PASSING	ATT	CMP	YDS	TKD/Y	TD	LG	IN	Rtg.	PASSING	ATT	CMP	YDS	TKD/Y	TD	LG	IN	Rtg.	PASSING	ATT	CMP	YDS	TKD/Y	TD	LG	IN	Rtg.
J. Plummer	27	16	227	1/6	3	61	0	123.5	B. Roethlisberger	54	38	433	4/30	1	63	3	77.2	J. Plummer	27	16	227	1/6	3	61	0	123.5	B. Roethlisberger	54	38	433	4/30	1	63	3	77.2
TOTAL	27	16	227	1/6	3	61	0	123.5	TOTAL	54	38	433	4/30	1	63	3	77.2	TOTAL	27	16	227	1/6	3	61	0	123.5	TOTAL	54	38	433	4/30	1	63	3	77.2

PASS RECEIVING	NO	YDS	AVG	LG	TD	PASS RECEIVING	NO	YDS	AVG	LG	TD	PASS RECEIVING	NO	YDS	AVG	LG	TD	PASS RECEIVING	NO	YDS	AVG	LG	TD	PASS RECEIVING	NO	YDS	AVG	LG	TD
J. Walker	6	134	22.3	61	2	H. Ward	7	127	18.1	63	0	H. Ward	7	127	18.1	63	0	H. Ward	7	127	18.1	63	0	H. Ward	7	127	18.1	63	0
M. Bell	5	40	8.0	24	0	W. Parker	7	67	9.6	18	1	W. Parker	7	67	9.6	18	1	W. Parker	7	67	9.6	18	1	W. Parker	7	67	9.6	18	1
R. Smith	4	46	11.5	16	1	S. Holmes	6	58	9.7	18	0	S. Holmes	6	58	9.7	18	0	S. Holmes	6	58	9.7	18	0	S. Holmes	6	58	9.7	18	0
C. Sapp	1	7	7.0	7	0	N. Davenport	5	57	11.4	19	0	N. Davenport	5	57	11.4	19	0	N. Davenport	5	57	11.4	19	0	N. Davenport	5	57	11.4	19	0
						H. Miller	34	54	6.8	11	0	H. Miller	34	54	6.8	11	0	H. Miller	34	54	6.8	11	0	H. Miller	34	54	6.8	11	0
						C. Wilson	4	59	14.8	35	0	C. Wilson	4	59	14.8	35	0	C. Wilson	4	59	14.8	35	0	C. Wilson	4	59	14.8	35	0
						N. Washington	3	24	8.0	17	0	N. Washington	3	24	8.0	17	0	N. Washington	3	24	8.0	17	0	N. Washington	3	24	8.0	17	0
						J. Tuman	1	7	7.0	7	0	J. Tuman	1	7	7.0	7	0	J. Tuman	1	7	7.0	7	0	J. Tuman	1	7	7.0	7	0
TOTAL	16	227	14.2	61	3	TOTAL	38	433	11.4	63	1	TOTAL	38	433	11.4	63	1	TOTAL	38	433	11.4	63	1	TOTAL	38	433	11.4	63	1

INTERCEPTIONS	NO	YDS	AVG	LG	TD	INTERCEPTIONS	NO	YDS	AVG	LG	TD	INTERCEPTIONS	NO	YDS	AVG	LG	TD	INTERCEPTIONS	NO	YDS	AVG	LG	TD	INTERCEPTIONS	NO	YDS	AVG	LG	TD
C. Bailey	2	5	2.5	5	0	C. Gardocki	2	80	40.0	35.0	0	C. Bailey	2	5	2.5	5	0	C. Gardocki	2	80	40.0	35.0	0	C. Bailey	2	5	2.5	5	0
C. Cox	1	0	0.0	0	0							C. Cox	1	0	0.0	0	0						C. Cox	1	0	0.0	0	0	
TOTAL	3	5	1.7	5	0	TOTAL	0	0	0.0	—	0	TOTAL	3	5	1.7	5	0	TOTAL	0	0	0.0	—	0	TOTAL	3	5	1.7	5	0

PUNTING	NO	YDS	AVG	NET	TB	IN20	LG	PUNTING	NO	YDS	AVG	NET	TB	IN20	LG	PUNTING	NO	YDS	AVG	NET	TB	IN20	LG	PUNTING	NO	YDS	AVG	NET	TB	IN20	LG
P. Ernster	7	296	42.3	41.0	0	1	49	C. Gardocki	2	80	40.0	35.0	0	0	41	P. Ernster	7	296	42.3	41.0	0	1	49	C. Gardocki	2	80	40.0	35.0	0	0	41
TOTAL	7	296	42.3	41.0	0	1	49	TOTAL	2	80	40.0	35.0	0	0	41	TOTAL	7	296	42.3	41.0	0	1	49	TOTAL	2	80	40.0	35.0	0	0	41

PUNT RETURNS	NO	YDS	AVG	FC	LG	TD	PUNT RETURNS	NO	YDS	AVG	FC	LG	TD	PUNT RETURNS	NO	YDS	AVG	FC	LG	TD	PUNT RETURNS	NO	YDS	AVG	FC	LG	TD
Da. Williams	1	10	10.0	1	10	0	C. Wilson	2	4	2.0	1	3	0	Da. Williams	1	10	10.0	1	10	0	C. Wilson	2	4	2.0	1	3	0
							S. Holmes	1	5	5.0	0	5	0								S. Holmes	1	5	5.0	0	5	0
							[DOWNED]	3	0	0.0	0	—	0								[DOWNED]	3	0	0.0	0	—	0
RETURNS	1	10	10.0	1	10	0	RETURNS	3	9	3.0	1	5	0	RETURNS	1	10	10.0	1	10	0	RETURNS	3	9	3.0	1	5	0

KICKOFF RETURNS	NO	YDS	AVG	FC	LG	TD	KICKOFF RETURNS	NO	YDS	AVG	FC	LG	TD	KICKOFF RETURNS	NO	YDS	AVG	FC	LG	TD	KICKOFF RETURNS	NO	YDS	AVG	FC	LG	TD
B. Clark	4	71	17.8	0	27	0	S. Holmes	2	48	24.0	0	24	0	B. Clark	4	71	17.8	0	27	0	S. Holmes	2	48	24.0	0	24	0
							I. Taylor	2	44	22.0	0	23	0								I. Taylor	2	44	22.0	0	23	0
							N. Davenport	1	23	23.0	0	23	0								N. Davenport	1	23	23.0	0	23	0
							[TOUCHBACK]	1	0	0.0	0	—	0								[TOUCHBACK]	1	0	0.0	0	—	0
RETURNS	4	71	17.8	0	27	0	RETURNS	5	115	23.0	0	24	0	RETURNS	4	71	17.8	0	27	0	RETURNS	5	115	23.0	0	24	0

Denver Broncos	Fum	Own Rec.	Yds	TD	FF	Opp. Rec.	Yds	TD	Out Bnds	Pittsburgh Steelers	Fum	Own Rec.	Yds	TD	FF	Opp. Rec.	Yds	TD	Out Bnds	Denver Broncos	Fum	Own Rec.	Yds	TD	FF	Opp. Rec.	Yds	TD	Out Bnds
S. Brandon	0	0	0	0	0	1	0	0	0	S. Holmes	2	1	0	0	0	0	0	0	0	S. Brandon	0	0	0	0	0	1	0	0	0
K. Burns	0	0	0	0	0	1	0	0	0	W. Parker	1	0	0	0	0	0	0	0	0	K. Burns	0	0	0	0	0	1	0	0	
P. Chukwurah	0	0	0	0	0	1	0	0	0	B. Roethlisberger	1	0	0	0	0	0	0	0	0	P. Chukwurah	0	0	0	0	0	1	0	0	
L. Green	0	0	0	0	0	1	0	0	0	H. Ward	1	1	0	0	0	0	0	0	0	L. Green	0	0	0	0	0	1	0	0	
J. Lynch	0	0	0	0	0	1	0	0	0	C. Wilson	1	1	0	0	0	0	0	0	0	J. Lynch	0	0	0	0	0	1	0	0	
E. Dumervil	0	0	0	0	0	1	0	0	0	A. Faneua	0	0	1	0	0	0	0	0	0	E. Dumervil	0	0	0	0	0	1	0	0	
Oz. Williams	0	0	0	0	0	2	12	0	0	B. McFadden	0	0	1	0	0	0	0	0	0	Oz. Williams	0	0	0	0	0	2	12	0	
C. Cox	0	0	0	0	0	0	1	11	0	M. Smith	0	0	1	0	0	0	0	0	0	C. Cox	0	0	0	0	0	0	1	11	0
TOTAL	0	0	0	0	0	6	3	23	0	TOTAL	6	3	3	0	0	0	0	0	0	TOTAL	0	0	0	0	0	6	3	23	0



Denver 17, Oakland 13

Sunday, Nov. 12, 2006 • 1:05 p.m. PST • McAfee Coliseum • Oakland, Calif.

WEATHER: Partly Cloudy, 56°, Wind SSE 7 mph • TIME: 3:01 • ATTENDANCE: 62,094

The Denver Broncos won their fourth consecutive road game and improved to 7-2 on the year with a 17-13 win against the Oakland Raiders on Sunday in front of 62,094 fans at McAfee Coliseum. Denver's four-game winning streak on the road marked the club's longest such streak since 1998.

The Broncos' victory also marked the 137th career win for Head Coach Mike Shanahan, moving him ahead of Hank Stram into 17th place in NFL history in career wins. The win was the Broncos' eighth season sweep of their series against the Raiders since 1995.

Quarterback Jake Plummer completed 20-of-31 (64.5%) passes for 210 yards with two touchdowns. Plummer also authored the 31st game-winning or game-tying drive in the fourth quarter of his career as well as his 23rd "pure" comeback.

Tight end Stephen Alexander led the Broncos with six catches for 49 yards while wide receiver Javon Walker posted 62 receiving yards on a pair of catches, including a 39-yard touchdown.

The Raiders took advantage of a first-quarter Plummer interception deep in Broncos territory by scoring the game's first points on a LaMont Jordan 1-yard touchdown run with 7:35 left in the first quarter. Plummer would make up for the miscue later in the opening period, finding Walker for a 39-yard touchdown that tied the game at 7.

The Raiders countered with two Sebastian Janikowski field goals in the second quarter that gave Oakland a 13-7 lead at half-time. Janikowski's first kick was good from 55 yards, tying his own franchise record.

After a scoreless third quarter, the Broncos took the lead for the first time in the game on a 1-yard Plummer touchdown pass to fullback Kyle Johnson. The score capped off a nine-play, 60-yard drive for the Broncos that featured three catches by Alexander and gave Denver a 14-13 lead with 11:06 to play.

A fumble recovery by Broncos defensive end John Engelberger on a sack by defensive end Kenard Lang set up a 24-yard field goal by Jason Elam that extended the Broncos' lead to 17-13 with a little less than two minutes remaining in the game.

Oakland turned the ball over on the ensuing drive when defensive end Elvis Dumervil recovered a fumbled snap at the Oakland 28 to seal the Denver victory.

The Broncos held Oakland to 46 rushing yards on 26 attempts (1.8 avg.) and forced the Raiders into six rushes for negative yardage. Denver's win against the Oakland was its fifth in a row against an AFC West opponent, tying for the third-longest such streak in club history.

OFFICIALS:

Referee — Bill Leavy (127); **Umpire** — Richard Hall (49); **Head Linesman** — Gary Slaughter (30); **Line Judge** — Darryl Lewis (130); **Side Judge** — Mike Weatherford (116); **Field Judge** — Rob Vernatchi (75); **Back Judge** — Kirk Dorman (6); **Replay** — Jim Lapetina.

		1	2	3	4	OT	TOTAL		
VISITOR	Denver Broncos	7	0	0	10	—	17	FIELD GOALS (made () & missed)	
HOME	Oakland Raiders	7	6	0	0	—	13	J. Elam (24)	
								S. Janikowski (55) (20) 51WR	
Team	Qtr	Clock Time	PLAY DESCRIPTION (Extra Point) (Drive Info)				SCORE		
							Visitor	Home	
RAIDERS	1	7:35	L. Jordan 1 yd. run (S. Janikowski kick) (6-15, 3:22)				0	7	
BRONCOS	1	0:57	J. Walker 39 yd. pass from J. Plummer (J. Elam kick) (3-41, 0:51)				7	7	
RAIDERS	2	7:28	S. Janikowski 55 yd. Field Goal (6-20, 2:09)				7	10	
RAIDERS	2	0:57	S. Janikowski 20 yd. Field Goal (10-65, 3:55)				7	13	
BRONCOS	4	11:06	K. Johnson 1 yd. pass from J. Plummer (J. Elam kick) (9-60, 4:43)				14	13	
BRONCOS	4	1:56	J. Elam 24 yd. Field Goal (4-6, 2:01)				17	13	

DENVER BRONCOS

OFFENSE			DEFENSE		
WR 80	R. Smith	LE 76	K. Lang		
LT 64	E. Pears	LT 96	M. Myers		
LG 50	B. Hamilton	RT 61	G. Warren		
C 66	T. Nalen	RE 60	J. Engelberger		
RG 65	C. Carlisle	WLB 58	N. Webster		
RT 75	A. Meadows	MLB 56	A. Wilson		
TE 82	S. Alexander	SLB 55	DJ. Williams		
WR 84	J. Walker	LCB 24	C. Bailey		
QB 16	J. Plummer	RCB 27	Da. Williams		
RB 20	T. Bell	SS 25	N. Ferguson		
TE 85	C. Mustard	FS 47	J. Lynch		

BRONCOS SUBSTITUTIONS: K 1 J. Elam, P/K 3 P. Ernster, WR 15 B. Marshall, WR 19 B. Clark, S 21 H. Abdullah, CB 22 D. Foxworth, RB 29 D. Nash, RB 37 C. Sapp, FB 39 K. Johnson, S 40 C. Cox, CB 41 K. Paymah, LB 51 K. Burns, LB 53 L. Green, C/G 62 C. Myers, T 72 G. Foster, TE/LS 83 M. Leach, WR 87 D. Kircus, TE 89 N. Jackson, DE 90 K. Peterson, DE 92 E. Dumervil, DT 93 A. Burton, DT 97 D. Veal. **DID NOT PLAY:** QB 6 J. Cutler. **INACTIVE:** WR 11 Q. Morgan, RB 20 M. Bell, RB 34 C. Cobbs, LB 52 I. Gold, LB 54 P. Chukwurah, G 73 C. Kuper, TE 88 T. Scheffler, DE 91 E. Ekuban.

OAKLAND RAIDERS

OFFENSE			DEFENSE		
WR 18	R. Moss	LE 91	T. Brayton		
LT 78	C. Slaughter	LT 99	W. Sapp		
LG 71	C. Hulseley	RT 93	T. Kelly		
C 64	J. Grove	RE 56	D. Burgess		
RG 67	K. Boothe	OLB 54	S. Williams		
RT 66	L. Walker	MLB 52	K. Morrison		
TE 86	R. Williams	OLB 53	T. Howard		
WR 87	A. Whitted	CB 21	N. Asomugha		
QB 16	A. Walter	CB 27	F. Washington		
FB 32	Z. Crockett	SS 24	M. Huff		
RB 34	L. Jordan	FS 30	S. Schweigert		

RAIDERS SUBSTITUTIONS: P 9 S. Lechler, K 11 S. Janikowski, CB 23 C. Carr, RB 25 J. Fargas, CB 26 S. Routt, S 36 D. Gibson, CB 38 T. Poole, S 40 J. Cooper, RB 42 R. Lee, DE 51 L. Johnstone, LB 55 R. Thomas, LB 57 R. Brown, C 62 A. Treu, T 70 B. Badger, DT 77 A. Hawthorne, G 79 P. McQuistan, TE 83 C. Anderson, WR 84 J. Porter, TE 85 J. Madsen, WR 89 R. Curry, DT 90 T. Sands. **DID NOT PLAY:** QB 8 M. Tuiasosopo, TE 88 J. Adkisson. **INACTIVE:** QB 2 A. Brooks, WR 19 J. Morant, RB 20 A. Echemandu, CB 22 D. Starks, LB 50 I. Ekejiuba, G 65 B. Sims, T 76 R. Gallery, DE 94 K. Huntley.

FINAL INDIVIDUAL STATISTICS

Denver Broncos											Oakland Raiders												
RUSHING			ATT	YDS	AVG	LG	TD	RUSHING			ATT	YDS	AVG	LG	TD								
T. Bell			14	37	2.6	9	0	Z. Crockett			7	40	5.7	17	0								
D. Nash			4	14	3.5	7	0	L. Jordan			10	12	1.2	5	1								
J. Plummer			6	6	1.0	6	0	A. Walter			1	0	0.0	0	0								
C. Sapp			2	6	3.0	6	0	J. Fargas			8	-6	-0.7	3	0								
TOTAL			26	63	2.4	9	0	TOTAL			26	46	1.8	17	1								
PASSING			ATT	CMP	YDS	TKD/YD	TD	LG	IN	Rtg.	PASSING			ATT	CMP	YDS	TKD/YD	TD	LG	IN	Rtg.		
J. Plummer			31	20	210	2/9	2	39	3	66.0	A. Walter			33	18	214	3/16	0	33	0	74.6		
TOTAL			31	20	210	2/9	2	39	3	66.0	TOTAL			33	18	214	3/16	0	33	0	74.6		
PASS RECEIVING			NO	YDS	AVG	LG	TD	PASS RECEIVING			NO	YDS	AVG	LG	TD								
S. Alexander			6	49	8.2	16	0	R. Williams			5	61	12.2	20	0								
R. Smith			4	39	9.8	15	0	A. Whitted			4	53	13.3	33	0								
N. Jackson			3	33	11.0	24	0	R. Curry			2	11	5.5	6	0								
J. Walker			2	62	31.0	39	1	R. Lee			2	10	5.0	5	0								
K. Johnson			2	5	2.5	4	1	J. Madsen			1	25	25.0	25	0								
D. Kircus			1	15	15.0	15	0	L. Jordan			1	21	21.0	21	0								
C. Sapp			1	9	9.0	9	0	J. Fargas			1	21	21.0	21	0								
T. Bell			1	-2	-2.0	-2	0	R. Moss			1	8	8.0	8	0								
TOTAL			20	210	10.5	39	2	TOTAL			18	214	11.9	33	0								
INTERCEPTIONS			NO	YDS	AVG	LG	TD	INTERCEPTIONS			NO	YDS	AVG	LG	TD								
								F. Washington			2	4	2.0	7	0								
								N. Asomugha			1	9	9.0	9	0								
TOTAL			0	0	0.0	—	0	TOTAL			3	13	4.3	9	0								
PUNTING			NO	YDS	AVG	NET	TB	IN20	LG	PUNTING			NO	YDS	AVG	NET	TB	IN20	LG				
P. Ernster			7	235	33.6	32.0	0	1	46	S. Lechler			8	356	44.5	32.4	2	3	57				
TOTAL			7	235	33.6	32.0	0	1	46	TOTAL			8	356	44.5	32.4	2	3	57				
PUNT RETURNS			NO	YDS	AVG	FC	LG	TD	PUNT RETURNS			NO	YDS	AVG	FC	LG	TD						
D. Kircus			2	57	28.5	0	42	0	C. Carr			3	11	3.7	2	8	0						
[DOWNED]			0	0	0.0	0	—	0	[DOWNED]			2	0	0.0	0	—	0						
[TOUCHBACK]			2	0	0.0	0	—	0															
RETURNS			2	57	28.5	0	42	0	RETURNS			3	11	3.7	2	8	0						
KICKOFF RETURNS			NO	YDS	AVG	FC	LG	TD	KICKOFF RETURNS			NO	YDS	AVG	FC	LG	TD						
B. Clark			3	66	22.0	0	29	0	C. Carr			4	109	27.3	0	30	0						
[OUT OF BOUNDS]			1	0	0.0	0	0	0															
RETURNS			3	66	22.0	0	29	0	RETURNS			4	109	27.3	0	30	0						
Denver Broncos	Fumbles	Com	Lost	Own Rec.	Yds	TD	FF	Opp. Rec.	Yds	TD	Out Bnds	Oakland Raiders	Fumbles	Com	Lost	Own Rec.	Yds	TD	FF	Opp. Rec.	Yds	TD	Out Bnds
B. Clark	1	0	0	0	0	0	0	0	0	0	0	A. Walter	2	2	0	-4	0	0	0	0	0	0	0
J. Plummer	1	0	0	0	0	0	0	0	0	0	0	C. Carr	0	0	0	0	0	0	1	0	0	0	
D. Nash	0	0	1	0	0	0	0	0	0	0	0												
K. Paymah	0	0	1	0	0	0	0	0	0	0	0												
K. Lang	0	0	0	0	0	0	1	0	0	0	0												
E. Dumervil	0	0	0	0	0	0	1	0	0	0	0												
J. Engelderberg	0	0	0	0	0	0	0	1	0	0	0												
TOTAL	2	0	2	0	0	0	1	2	0	0	0	TOTAL	2	2	0	-4	0	1	0	0	0	0	



San Diego 35, Denver 27

Sunday, Nov. 19, 2006 • 6:21 p.m. MST • INVESCO Field at Mile High • Denver

WEATHER: Clear, 34°, Wind SE 8 mph • TIME: 3:10 • ATTENDANCE: 76,723

The Denver Broncos saw their 24-7 third-quarter lead erased by the San Diego Chargers in a 35-27 loss on NBC's *Sunday Night Football* in front of 76,723 fans at INVESCO Field at Mile High. The Chargers scored 28 points in the second half against the Broncos, including three touchdowns from running back LaDainian Tomlinson.

Rookie running back Mike Bell posted 90 yards on 20 carries (4.5 avg.) with two touchdowns, leading a Denver rushing attack that totaled 158 yards. Cornerback Darrent Williams recorded his second career interception return for a touchdown to become the first player in Broncos history to return at least one interception for a touchdown in each of his first two professional seasons.

Tomlinson proved difficult to contain as he eclipsed the 100-yard rushing mark for the first time in his career in Denver with 105 yards on 20 carries (5.3 avg.) with three rushing scores. Tomlinson, who added 74 yards receiving and a touchdown grab, became the fastest player in NFL history (89 games) to reach 100 career touchdowns.

San Diego put the first points on the board with an 11-play, 99-yard scoring drive that culminated with Tomlinson's 3-yard touchdown run late in the first quarter.

The Broncos responded on the ensuing possession, driving the ball 88 yards and scoring on Bell's 3-yard touchdown run to tie the game. Bell added another 3-yard touchdown run with 34 seconds left in the first half to send Denver into halftime ahead 14-7.

Fullback Cecil Sapp provided an immediate spark for the Broncos to begin the third quarter when he ran the opening kickoff back 53 yards to set up a 42-yard Jason Elam field goal, giving Denver a 17-7 lead. On the Chargers' next drive, Williams intercepted a Philip Rivers pass on third-and-6 and raced 31 yards for a touchdown to increase Denver's lead to 24-7 with 9:25 remaining in the third quarter.

San Diego quickly regrouped as Tomlinson scored two touchdowns in 75 seconds, bringing the Chargers within 3, 24-21. After Denver went three-and-out following Tomlinson's first score, a 3-yard run, the Chargers' running back scored soon after on a 51-yard reception.

The Broncos opened the fourth quarter with Elam's second field goal of the night, a 38-yarder, to give them a 27-21 lead with 11:13 left in the game.

San Diego scored the game's final points to earn a comeback victory, producing two touchdowns to hand Denver its second consecutive home loss. Rivers connected with former University of Northern Colorado standout Vincent Jackson on a 5-yard touchdown, and after a Jake Plummer interception on Denver's next drive, Tomlinson snuck in for a 1-yard touchdown run to put the Chargers up 35-27 with 1:14 left to play to clinch the victory.

OFFICIALS:

Referee — William F. Carroll (63); **Umpire** — Bill Schuster (129); **Head Linesman** — John Schleyer (21); **Line Judge** — Byron Boston (18); **Side Judge** — James Coleman (95); **Line Judge** — Eddy Powers (38); **Back Judge** — Bob Waggoner (25); **Replay** — Bob Boylston.

		1	2	3	4	OT	TOTAL	FIELD GOALS (made /) & missed)	
VISITOR	San Diego Chargers	7	0	14	14	—	35		
HOME	Denver Broncos	0	14	10	3	—	27	J. Elam (42) (38)	

Team	Qtr	Clock Time	PLAY DESCRIPTION (Extra Point) (Drive Info)	SCORE Visitor	Home
CHARGERS	1	0:08	L. Tomlinson 3 yd. run (N. Kaeding kick) (11-99, 6:19)	7	0
BRONCOS	2	8:17	M. Bell 3 yd. run (J. Elam kick) (13-88, 6:51)	7	7
BRONCOS	2	0:34	M. Bell 3 yd. run (J. Elam kick) (8-86, 3:42)	7	14
BRONCOS	3	10:48	J. Elam 42 yd. Field Goal (7-23, 4:12)	7	17
BRONCOS	3	9:25	Da. Williams 31 yd. interception return (J. Elam kick)	7	24
CHARGERS	3	5:10	L. Tomlinson 3 yd. run (N. Kaeding kick) (7-60, 4:15)	14	24
CHARGERS	3	3:51	L. Tomlinson 51 yd. pass from P. Rivers (N. Kaeding kick) (3-58, 0:50)	21	24
BRONCOS	4	11:13	J. Elam 38 yd. Field Goal (14-60, 7:38)	21	27
CHARGERS	4	6:45	V. Jackson 5 yd. pass from P. Rivers (N. Kaeding kick) (7-55, 4:28)	28	27
CHARGERS	4	1:14	L. Tomlinson 1 yd. run (N. Kaeding kick) (5-23, 1:49)	35	27

DENVER BRONCOS

OFFENSE			DEFENSE		
WR 80	R. Smith	LE 76	K. Lang		
LT 64	E. Pears	LT 96	M. Myers		
LG 50	B. Hamilton	RT 61	G. Warren		
C 66	T. Nalen	RE 91	E. Ekuban		
RG 65	C. Carlisle	WLB 52	I. Gold		
RT 75	A. Meadows	MLB 56	A. Wilson		
TE 82	S. Alexander	SLB 55	DJ. Williams		
TE 85	C. Mustard	LCB 24	C. Bailey		
WR 84	J. Walker	RCB 27	Da. Williams		
QB 16	J. Plummer	SS 25	N. Ferguson		
RB 20	M. Bell	FS 47	J. Lynch		

BRONCOS SUBSTITUTIONS: K 1 J. Elam, P/K 3 P. Ernster, WR 15 B. Marshall, S 21 H. Abdullah, CB 22 D. Foxworth, RB 29 D. Nash, RB 37 C. Sapp, FB 39 K. Johnson, S 40 C. Cox, CB 41 K. Paymah, LB 51 K. Burns, LB 53 L. Green, LB 58 N. Webster, DE 60 J. Engelberger, C/G 62 C. Myers, T 72 G. Foster, TE/LB 83 M. Leach, WR 87 D. Kircus, TE 89 N. Jackson, DE 90 K. Peterson, DL 92 E. Dumervil, DT 97 E. Veal. **DID NOT PLAY:** QB 6 J. Cutler. **INACTIVE:** WR 11 Q. Morgan, WR 19 B. Clark, RB 26 T. Bell, RB 34 C. Cobbs, DE 54 P. Chukwurah, G 73 C. Kuper, TE 88 T. Scheffler, DT 93 A. Burton.

SAN DIEGO CHARGERS

OFFENSE			DEFENSE		
WR 88	E. Parker	LE 74	J. Cesaire		
LT 73	M. McNeill	DT 76	J. Williams		
LG 68	K. Dielman	RE 99	I. Olschansky		
C 61	N. Hardwick	OLB 95	S. Phillips		
RG 79	M. Goff	ILB 58	R. Godfrey		
RT 70	S. Olivea	ILB 59	D. Edwards		
TE 85	A. Gates	OLB 52	C. Polk		
TE 86	B. Manumaleuna	LCB 23	Q. Jammer		
WR 87	K. McCordell	RCB 29	D. Florence		
QB 17	P. Rivers	SS 48	T. Kiel		
RB 21	L. Tomlinson	FS 20	M. McCree		

CHARGERS SUBSTITUTIONS: P 5 M. Scifres, K 10 N. Kaeding, CB 25 A. Cromartie, FS 27 B. Jue, CB 28 S. Gregory, RB 33 M. Turner, FB 41 L. Neal, SS 42 C. Hart, LS 50 D. Binn, LB 51 T. Dobbins, LB 54 S. Cooper, LB 57 M. Wilhelm, C/G 63 S. Mruczkowski, C/G 65 C. Withrow, T 71 C. Lekkerkerker, WR 80 M. Floyd, WR 81 K. Osgood, WR 83 V. Jackson, DT 91 B. McKinney, LB 92 M. Harris, DT 97 R. Bingham, DE 98 D. Robinson. **DID NOT PLAY:** QB 7 B. Volek. **INACTIVE:** 30B G. C. Whitehurst, CB 24 C. Gordon, FB 34 A. Pinnock, T 72 R. Oben, WR 82 G. Camarillo, TE 89 R. Krause, DE 93 L. Castillo, LB 94 A. Gbaja-Biamila.

FINAL INDIVIDUAL STATISTICS

San Diego Chargers													Denver Broncos												
RUSHING			ATT	YDS	AVG	LG	TD	RUSHING			ATT	YDS	AVG	LG	TD										
L. Tomlinson			20	105	5.3	24	3	M. Bell			20	90	4.5	8	2										
M. Turner			4	12	3.0	11	0	D. Nash			10	52	5.2	26	0										
L. Neal			3	7	2.3	3	0	J. Plummer			3	8	2.7	5	0										
P. Rivers			2	1	0.5	1	0	K. Johnson			1	7	7.0	7	0										
								C. Sapp			1	1	1.0	1	0										
TOTAL			29	125	4.3	24	3	TOTAL			35	158	4.5	26	2										
PASSING			ATT	CMP	YDS	TD	LG	INT	Rtg.	PASSING			ATT	CMP	YDS	TD	LG	INT	Rtg.						
P. Rivers			26	19	222	1/5	2	51	2	92.1	J. Plummer			28	13	183	2/15	0	33	1					
TOTAL			26	19	222	1/5	2	51	2	92.1	TOTAL			28	13	183	2/15	0	33	1					
PASS RECEIVING			NO			YDS	AVG	LG	TD	PASS RECEIVING			NO			YDS	AVG	LG	TD						
A. Gates			5			48	9.6	17	0	J. Walker			4			68	17.0	28	0						
E. Parker			4			42	10.5	15	0	D. Nash			3			36	12.0	13	0						
L. Tomlinson			3			74	24.7	51	1	R. Smith			2			25	12.5	14	0						
V. Jackson			3			39	13.0	26	1	M. Bell			2			17	8.5	13	0						
M. Floyd			1			7	7.0	7	0	B. Marshall			1			33	33.0	33	0						
K. McCordell			1			6	6.0	6	0	S. Alexander			1			4	4.0	4	0						
L. Neal			1			5	5.0	5	0																
B. Manumaleuna			1			1	1.0	1	0																
TOTAL			19			222	11.7	51	2	TOTAL			13			183	14.1	33	0						
INTERCEPTIONS			NO			YDS	AVG	LG	TD	INTERCEPTIONS			NO			YDS	AVG	LG	TD						
D. Florence			1			23	23.0	23	0	Da. Williams			1			31	31.0	31	1						
										N. Ferguson			1			0	0.0	0	0						
TOTAL			1			23	23.0	23	0	TOTAL			2			31	15.5	31	1						
PUNTING			NO			YDS	AVG	NET	TB	INT	PUNTING			NO			YDS	AVG	NET	TB	INT				
M. Scifres			3			110	36.7	36.7	0	3	41	P. Ernster			4			191	47.8	41.5	0	1			
TOTAL			3			110	36.7	36.7	0	3	41	TOTAL			4			191	47.8	41.5	0	1			
PUNT RETURNS			NO			YDS	AVG	FC	LG	TD	PUNT RETURNS			NO			YDS	AVG	FC	LG	TD				
E. Parker			2			25	12.5	1	18	0	D. Kircus			0			0	0.0	1	0	0				
[DOWNED]			1			0	0.0	0	—	0	Da. Williams			0			0	0.0	2	—	0				
RETURNS			2			25	12.5	1	18	0	RETURNS			0			0	0.0	3	0	0				
KICKOFF RETURNS			NO			YDS	AVG	FC	LG	TD	KICKOFF RETURNS			NO			YDS	AVG	FC	LG	TD				
M. Turner			4			146	36.5	0	44	0	C. Sapp			2			56	28.0	0	53	0				
A. Cromartie			1			23	23.0	0	23	0	M. Bell			1			22	22.0	0	22	0				
[TOUCHBACK]			1			0	0.0	0	—	0	[TOUCHBACK]			3			0	0.0	0	—	0				
RETURNS			5			169	33.8	0	44	0	RETURNS			3			78	26.0	0	53	0				
San Diego Chargers													Denver Broncos												
Fum	Lost	Own Rec.	Yds	TD	Opp. Rec.	Yds	TD	Out Bnds	Fum	Lost	Own Rec.	Yds	TD	Opp. Rec.	Yds	TD	Out Bnds								
S. Phillips	0	0	0	0	0	0	0	0	J. Plummer	2	0	1	-5	0	0	0	0								
									S. Alexander	0	0	1	0	0	0	0	0								
TOTAL	0	0	0	0	1	0	0	0	TOTAL	2	0	2	-5	0	0	0	0								



Kansas City 19, Denver 10

Thursday, Nov. 23, 2006 • 7:12 p.m. CST • Arrowhead Stadium • Kansas City

WEATHER: Clear, 65°, Wind SE 10 mph • TIME: 2:56 • ATTENDANCE: 79,484

The Denver Broncos' four-game road winning streak was snapped at Arrowhead Stadium on Thanksgiving night with a 19-10 loss to the Kansas City Chiefs in front of 79,484 fans. The defeat also was the second in a row for the Broncos, ending their NFL-best streak of 30 consecutive games without back-to-back losses.

Denver, which appeared on the NFL Network's first live game broadcast against Kansas City, played on Thanksgiving for the second consecutive year and now has a 3-7 all-time record on the holiday.

Quarterback Jake Plummer completed 25-of-39 (64.1%) passes for 216 yards with one touchdown against Kansas City. His touchdown pass to tight end Stephen Alexander tied him with Brian Griese for the third-most touchdown passes (71) in club history. He also moved into a tie with Craig Morton for third (1,594) in career passing attempts by a Bronco.

Defensively, Broncos cornerback Darrent Williams recorded his second interception in as many games and led the defense with 10 tackles (9 solo).

After cornerback Ty Law intercepted a Plummer pass on the first possession of the game, the Chiefs scored on their ensuing drive on a 24-yard field goal by Lawrence Tynes at 9:35 of the first quarter.

The Chiefs extended their lead to 10-0 with 3:03 left in the first half on a 1-yard touchdown run by Larry Johnson. His score capped off a 13-play, 88-yard drive and was part of a 34-carry, 157-yard rushing effort by the running back.

Denver answered the score with a 31-yard field goal by Jason Elam that sent it into halftime trailing 10-3. The field goal came in a scoring drive that featured four receptions by wide receiver Javon Walker, who finished with a game-high six catches for 55 yards.

Elam's field goal helped the kicker become the first player in NFL history to total 200 or more points in the regular season against three teams (K.C. - 203, Oak. - 215 and S.D. - 214).

A 34-yard Tynes field goal early in the third quarter gave Kansas City back its 10-point lead, 13-3. The Broncos responded on their next drive with Alexander scoring on a 1-yard reception to trim Denver's deficit to 13-10 with 6:21 left in the third quarter.

The Chiefs opened a 16-10 margin with a 29-yard field goal by Tynes on the first play of the fourth quarter.

Williams' interception of Trent Green's pass intended for wide receiver Samie Parker with 9:27 to play looked to be the spark Denver needed, but the Broncos went three-and-out on the ensuing possession.

The Chiefs took advantage of Denver's missed opportunity and drove the ball 86 yards to set Tynes up for a 21-yard field goal with 2:42 to play that put Kansas City ahead 19-10 and ended the night's scoring.

OFFICIALS:

Referee — Bill Vinovich (52); **Umpire** — Tony Michalek (115); **Head Linesman** — Derick Bowers (74); **Line Judge** — John Hussey (35); **Side Judge** — Laird Hayes (125); **Field Judge** — Gary Cavalletto (60); **Back Judge** — Keith Ferguson (61); **Replay** — Lloyd McPeters.

		1	2	3	4	OT	TOTAL	FIELD GOALS (made () & missed)				
VISITOR	Denver Broncos	0	3	7	0	—	10	J. Elam	(31)			
HOME	Kansas City Chiefs	3	7	3	6	—	19	L. Tynes	(24)	(34)	(29)	(21)
Team	Qtr	Clock Time	PLAY DESCRIPTION (Extra Point) (Drive Info)					SCORE Visitor Home				
CHIEFS	1	9:35	L. Tynes 24 yd. Field Goal (9-40, 4:29)					0	3			
CHIEFS	2	3:03	L. Johnson 1 yd. run (L. Tynes kick) (13-88, 7:41)					0	10			
BRONCOS	2	0:14	J. Elam 31 yd. Field Goal (13-70, 2:49)					3	10			
CHIEFS	3	11:20	L. Tynes 34 yd. Field Goal (10-51, 3:40)					3	13			
BRONCOS	3	6:21	S. Alexander 1 yd. pass from J. Plummer (J. Elam kick) (10-64, 4:59)					10	13			
CHIEFS	4	14:56	L. Tynes 29 yd. Field Goal (11-49, 6:25)					10	16			
CHIEFS	4	2:42	L. Tynes 21 yd. Field Goal (10-86, 5:12)					10	19			

DENVER BRONCOS

OFFENSE	DEFENSE
WR 80 R. Smith	LE 76 K. Lang
LT 64 E. Pears	LT 96 M. Myers
LG 50 B. Hamilton	RT 61 G. Warren
C 66 T. Nalen	RE 91 E. Ekuban
RG 65 C. Carlisle	WLB 52 I. Gold
RT 75 A. Meadows	MLB 56 A. Wilson
TE 82 S. Alexander	SLB 55 DJ. Williams
TE 85 C. Mustard	LCB 24 C. Bailey
WR 84 J. Walker	RCB 27 Da. Williams
QB 16 J. Plummer	SS 40 C. Cox
RB 20 M. Bell	FS 47 J. Lynch

BRONCOS SUBSTITUTIONS: K 1 J. Elam, P/K 3 P. Ernster, WR 15 B. Marshall, WR 19 B. Clark, S 21 H. Abdullah, CB 22 D. Foxworth, RB 29 D. Nash, S 31 Q. Harris, RB 37 C. Sapp, FB 39 K. Johnson, CB 41 K. Paymah, LB 51 K. Burns, LB 53 L. Green, DE 54 P. Chukwurah, DE 60 J. Engelberger, C/G 62 C. Myers, T 72 G. Foster, TE/LS 83 M. Leach, WR 87 D. Kircus, TE 89 N. Jackson, DL 92 E. Dumervil, DT 97 D. Veal. **DID NOT PLAY:** QB 6 J. Cutler. **INACTIVE:** WR 11 Q. Morgan, RB 26 T. Bell, RB 34 C. Cobbs, LB 58 N. Webster, G 73 C. Kuper, TE 88 T. Scheffler, DE 90 K. Peterson, DT 93 A. Burton.

KANSAS CITY CHIEFS

OFFENSE	DEFENSE
WR 18 S. Parker	LE 91 T. Hali
LT 65 J. Black	LT 95 R. Edwards
LG 54 B. Waters	RT 92 J. Reed
C 62 C. Wiegmann	RE 69 J. Allen
RG 68 W. Shields	LOLB 97 K. Fox
RT 74 K. Turley	MLB 50 K. Mitchell
TE 88 T. Gonzalez	ROLB 99 K. Bell
WR 87 E. Kennison	LCB 24 T. Law
QB 10 T. Green	RCB 23 P. Surtain
FB 84 K. Wilson	SS 29 S. Knight
RB 27 L. Johnson	FS 25 G. Wesley

CHIEFS SUBSTITUTIONS: K 1 L. Tynes, P 2 D. Colquitt, CB 20 B. Sapp, RB 22 D. Brown, RB 26 M. Bennett, CB 35 L. Walls, S 44 J. Page, S 49 B. Pollard, LB 51 B. Grigsby, LB 53 K. Griffin, LB 55 R. Scanlon, LB 56 D. Johnson, T 60 C. Terry, C/T 67 C. Bober, T 76 J. Welbourn, WR 82 D. Hall, TE 83 K. Gammon, WR 85 R. Gardner, TE 89 J. Dunn, DT 90 R. Sims, DE 96 J. Wilkerson, DE 98 E. Hicks. **DID NOT PLAY:** QB 11 D. Huard. **INACTIVE:** QB 12 B. Croyle, RB 39 D. Ross, CB 45 M. Maxey, G 61 T. Stallings, C 64 R. Niswanger, DE 72 M. Murphy, T 79 K. Sampson, WR 80 J. Webb.

FINAL INDIVIDUAL STATISTICS

Denver Broncos											Kansas City Chiefs															
RUSHING	ATT	YDS	AVG	LG	TD	RUSHING	ATT	YDS	AVG	LG	TD	RUSHING	ATT	YDS	AVG	LG	TD	RUSHING	ATT	YDS	AVG	LG	TD			
M. Bell	10	28	2.8	12	0	L. Johnson	34	157	4.6	21	1	M. Bell	10	28	2.8	12	0	L. Johnson	34	157	4.6	21	1			
J. Plummer	2	10	5.0	6	0	M. Bennett	2	56	28.0	41	0	J. Plummer	2	10	5.0	6	0	M. Bennett	2	56	28.0	41	0			
D. Nash	4	0	0.0	2	0	T. Green	4	10	2.5	7	0	D. Nash	4	0	0.0	2	0	T. Green	4	10	2.5	7	0			
						S. Parker	1	0	0.0	0	0							S. Parker	1	0	0.0	0	0			
TOTAL	16	38	2.4	12	0	TOTAL	41	223	5.4	41	1	TOTAL	16	38	2.4	12	0	TOTAL	41	223	5.4	41	1			
PASSING	ATT	CMP	YDS	TKD/YD	TD	LG	IN	Rtg.	PASSING	ATT	CMP	YDS	TKD/YD	TD	LG	IN	Rtg.	PASSING	ATT	CMP	YDS	TKD/YD	TD	LG	IN	Rtg.
J. Plummer	39	25	216	2/10	1	36	1	76.4	T. Green	22	13	161	1/2	0	31	1	62.9	J. Plummer	39	25	216	2/10	1	36	1	76.4
TOTAL	39	25	216	2/10	1	36	1	76.4	TOTAL	22	13	161	1/2	0	31	1	62.9	TOTAL	39	25	216	2/10	1	36	1	76.4
PASS RECEIVING	NO	YDS	AVG	LG	TD	PASS RECEIVING	NO	YDS	AVG	LG	TD	PASS RECEIVING	NO	YDS	AVG	LG	TD	PASS RECEIVING	NO	YDS	AVG	LG	TD			
J. Walker	6	55	9.2	21	0	T. Gonzalez	4	35	8.8	10	0	J. Walker	6	55	9.2	21	0	T. Gonzalez	4	35	8.8	10	0			
R. Smith	4	39	9.8	20	0	S. Parker	3	71	23.7	31	0	R. Smith	4	39	9.8	20	0	S. Parker	3	71	23.7	31	0			
B. Marshall	3	21	7.0	9	0	M. Bennett	2	20	10.0	12	0	B. Marshall	3	21	7.0	9	0	M. Bennett	2	20	10.0	12	0			
S. Alexander	3	19	6.3	12	1	E. Kennison	1	16	16.0	16	0	S. Alexander	3	19	6.3	12	1	E. Kennison	1	16	16.0	16	0			
M. Bell	3	5	1.7	2	0	D. Hall	1	10	10.0	10	0	M. Bell	3	5	1.7	2	0	D. Hall	1	10	10.0	10	0			
C. Mustard	2	23	11.5	14	0	L. Johnson	1	6	6.0	6	0	C. Mustard	2	23	11.5	14	0	L. Johnson	1	6	6.0	6	0			
D. Kircus	1	36	36.0	36	0	K. Wilson	1	3	3.0	3	0	D. Kircus	1	36	36.0	36	0	K. Wilson	1	3	3.0	3	0			
C. Sapp	1	7	7.0	7	0							C. Sapp	1	7	7.0	7	0									
K. Johnson	1	6	6.0	6	0							K. Johnson	1	6	6.0	6	0									
D. Nash	1	5	5.0	5	0							D. Nash	1	5	5.0	5	0									
TOTAL	25	216	8.6	36	1	TOTAL	13	161	12.4	31	0	TOTAL	25	216	8.6	36	1	TOTAL	13	161	12.4	31	0			
INTERCEPTIONS	NO	YDS	AVG	LG	TD	INTERCEPTIONS	NO	YDS	AVG	LG	TD	INTERCEPTIONS	NO	YDS	AVG	LG	TD	INTERCEPTIONS	NO	YDS	AVG	LG	TD			
Da. Williams	1	6	6.0	6	0	T. Law	1	0	0.0	0	0	Da. Williams	1	6	6.0	6	0	T. Law	1	0	0.0	0	0			
TOTAL	1	6	6.0	6	0	TOTAL	1	0	0.0	0	0	TOTAL	1	6	6.0	6	0	TOTAL	1	0	0.0	0	0			
PUNTING	NO	YDS	AVG	NET	TB	IN20	LG	PUNTING	NO	YDS	AVG	NET	TB	IN20	LG	PUNTING	NO	YDS	AVG	NET	TB	IN20	LG			
P. Ernster	5	219	43.8	38.4	1	2	52	D. Colquitt	2	75	37.5	37.5	0	2	51	P. Ernster	5	219	43.8	38.4	1	2	52			
TOTAL	5	219	43.8	38.4	1	2	52	TOTAL	2	75	37.5	37.5	0	2	51	TOTAL	5	219	43.8	38.4	1	2	52			
PUNT RETURNS	NO	YDS	AVG	FC	LG	TD	PUNT RETURNS	NO	YDS	AVG	FC	LG	TD	PUNT RETURNS	NO	YDS	AVG	FC	LG	TD						
Da. Williams	1	0	0.0	1	0	0	D. Hall	3	7	2.3	1	4	0	Da. Williams	1	0	0.0	1	0	0						
							[TOUCHBACK]																			
RETURNS	1	0	0.0	1	0	0	RETURNS	3	7	2.3	1	4	0	RETURNS	1	0	0.0	1	0	0						
KICKOFF RETURNS	NO	YDS	AVG	FC	LG	TD	KICKOFF RETURNS	NO	YDS	AVG	FC	LG	TD	KICKOFF RETURNS	NO	YDS	AVG	FC	LG	TD						
B. Clark	5	126	25.2	0	27	0	D. Hall	2	86	43.0	0	60	0	B. Clark	5	126	25.2	0	27	0						
C. Sapp	1	16	16.0	0	16	0	[OUT OF BOUNDS]	1	0	0.0	0	—	0	C. Sapp	1	16	16.0	0	16	0						
RETURNS	6	142	23.7	0	27	0	RETURNS	2	86	43.0	0	60	0	RETURNS	6	142	23.7	0	27	0						
Denver Broncos	Fum	Lost	Own Rec.	Yds	TD	FF	Opp. Rec.	Yds	TD	Out Bnds	Kansas City Chiefs	Fum	Lost	Own Rec.	Yds	TD	FF	Opp. Rec.	Yds	TD	Out Bnds					
B. Marshall	1	0	0	0	0	0	0	0	0	0	T. Halli	0	0	0	0	0	0	1	0	0	0	0				
J. Plummer	1	0	0	0	0	0	0	0	0	0	T. Law	0	0	0	0	0	1	0	0	0	0	0				
C. Carlisle	0	0	1	0	0	0	0	0	0	0																
TOTAL	2	0	1	0	0	0	0	0	0	1	TOTAL	0	0	0	0	0	2	0	0	0	0	0				

FINAL TEAM STATISTICS

	BRONCOS	CHIEFS		BRONCOS	CHIEFS
TOTAL FIRST DOWNS	16	22	FGs – PATs Had Blocked	0-0	0-0
By Rushing	3	12	Net punting average	38.4	37.5
By Passing	12	8	TOTAL RETURN YARDAGE (Not Including Kickoffs)	6	7
By Penalty	1	2	No. and Yards Punt Returns	1-0	3-7
THIRD DOWN EFFICIENCY	4-12-33%	4-10-40%	No. and Yards Kickoff Returns	6-142	2-86
FOURTH DOWN EFFICIENCY	0-1-0%	0-0-0%	No. and Yards Interception Returns	1-6	1-0
TOTAL NET YARDS	244	382	PENALTIES Number and Yards	7-44	4-25
Total Offensive Plays (inc. times thrown passing)	57	64	FUMBLES Number and Lost	2-0	0-0
Average gain per offensive play	4.3	6.0	TOUCHDOWNS	1	1
NET YARDS RUSHING	38	223	Rushing	0	1
Total Rushing Plays	16	41	Passing	1	0
Average gain per rushing play	2.4	5.4	EXTRA POINTS Made-Attempts	1-1	1-1
Tackles for a loss – number and yards	3-7	0-0	Kicking Made-Attempts	1-1	1-1
NET YARDS PASSING	206	159	FIELD GOALS Made-Attempts	1-1	4-4
Times thrown – yards lost attempting to pass	2-10	1-2	RED ZONE EFFICIENCY	1-2-50%	1-5-20%
Gross yards passing	216	161	GOAL TO GO EFFICIENCY	1-1-100%	1-3-33%
PASS ATTEMPTS-COMPLETIONS-HAD INTERCEPTED	39-25-1	22-13-1	SAFETIES	0	0
Average gain per pass play (inc. # thrown passing)	5.0	6.9	FINAL SCORE	10	9
KICKOFFS Number-In End Zone-Touchbacks	3-0	6-2-0	TIME OF POSSESSION	24:58	35:02
PUNTS Number and Average	5-43-8	2-37.5			
Had Blocked	0	0			



Seattle 23, Denver 20

Sunday, Dec. 3, 2006 • 6:20 p.m. MST • INVESCO Field at Mile High • Denver

WEATHER: Clear, 16°, Wind Calm • TIME: 3:15 • ATTENDANCE: 76,146

Playing in their sixth prime-time game of the season, the Denver Broncos were handed a 23-20 loss by the Seattle Seahawks on NBC's *Sunday Night Football* in front of 76,146 fans at INVESCO Field at Mile High.

Quarterback Jay Cutler made his NFL debut in a start for the Broncos, and the 2006 first-round draft choice threw two touchdowns to tie for the most in a game by a Denver rookie making his first career start. Cutler completed 10-of-21 passes for 143 yards and was intercepted twice (62.3 passer rating) in addition to throwing his two touchdowns, including a 71-yarder that was the third-longest pass by a rookie quarterback in franchise history.

Running back Tatum Bell posted his fourth 100-yard rushing yard game of the season and eighth of his career with 133 yards on 23 carries (5.8 avg.). Bell had 112 yards in the first two quarters against Seattle, marking the first 100-yard half of his career.

The Broncos jumped out to a 10-0 lead in the game with Jason Elam's 37-yard field goal at 3:58 of the first quarter opening the scoring. Cutler increased Denver's lead to 10 points when he found tight end Stephen Alexander for a 7-yard touchdown pass at 6:14 of the second quarter for the quarterback's first career scoring pass.

After forcing a Seattle three-and-out, Cutler was intercepted by Seattle defensive end Darryl Tapp on the first play of the next series. Tapp took the turnover back 25 yards for a touchdown to bring Seattle within 3, 10-7, with five minutes left in the first half.

The Broncos went into halftime with a 13-7 lead following Elam's 41-yard field goal as time expired in the first half. A play earlier, Elam took off on a 2-yard run to gain a first down on a fake field goal to set up his eventual field-goal conversion.

After a scoreless third quarter, Seattle took its first lead of the game on a 1-yard touchdown run by Shaun Alexander with 8:13 remaining that put it ahead 14-13. The touchdown capped a 3-play, 61-yard drive that featured receptions of 27 and 33 yards by wide receiver Darrell Jackson on consecutive plays to start the drive.

Rookie Brian Clark lost a fumble on the ensuing kickoff, setting up a 44-yard field goal by Josh Brown that increased Seattle's lead to 17-13. A Cutler interception on the Broncos' first play of their next drive led to another Seahawks field goal to give the club a 20-13 edge with 2:58 to play.

Cutler found rookie wide receiver Brandon Marshall for a 71-yard catch-and-run touchdown on the first play of the ensuing drive to tie the score at 20, but the score was not enough. On the next possession, the Seahawks drove 54 yards on 10 plays before Brown connected on the 50-yard game-winning kick with five seconds to play.

OFFICIALS:

Referee — Scott Green (19); **Umpire** — Scott Dawson (70); **Head Linesman** — Tony Veteri (36); **Line Judge** — Ron Marinucci (107); **Side Judge** — Larry Rose (128); **Field Judge** — Boris Cheek (41); **Back Judge** — Lee Dyer (27); **Replay** — Lawrence Hill.

		1	2	3	4	OT	TOTAL	FIELD GOALS (made () & missed)	
VISITOR	Seattle Seahawks	0	7	0	16	—	23	J. Brown	40WL 53WR (44)(23)(50)
HOME	Denver Broncos	3	10	0	7	—	20	J. Elam	(37) (41)
Team	Qtr	Clock Time	PLAY DESCRIPTION (Extra Point) (Drive Info)				SCORE		
							Visitor	Home	
BRONCOS	1	3:58	J. Elam 37 yd. Field Goal (6-31, 3:31)				0	3	
BRONCOS	2	6:14	S. Alexander 7 yd. pass from J. Cutler (J. Elam kick) (8-70, 3:22)				0	10	
SEAHAWKS	2	5:00	D. Tapp 25 yd. interception return (J. Brown kick)				7	10	
BRONCOS	2	0:00	J. Elam 41 yd. Field Goal (7-24, 1:47)				7	13	
SEAHAWKS	4	8:13	S. Alexander 1 yd. run (J. Brown kick) (3-61, 1:29)				14	13	
SEAHAWKS	4	4:08	J. Brown 44 yd. Field Goal (6-14, 3:56)				17	13	
SEAHAWKS	4	2:58	J. Brown 23 yd. Field Goal (4-9, 0:57)				20	13	
BRONCOS	4	2:37	B. Marshall 71 yd. pass from J. Cutler (J. Elam kick) (1-71, 0:21)				20	20	
SEAHAWKS	4	0:05	J. Brown 50 yd. Field Goal (10-54, 2:32)				23	20	

DENVER BRONCOS

OFFENSE		DEFENSE	
WR 80	R. Smith	LE 76	K. Lang
LT 64	E. Pears	LT 96	M. Myers
LG 50	B. Hamilton	RT 61	G. Warren
C 66	T. Nalen	RE 91	E. Ekuban
RG 65	C. Carlisle	WLB 52	I. Gold
RT 72	G. Foster	MLB 56	A. Wilson
TE 82	S. Alexander	LCB 22	D. Foxworth
WR 84	J. Walker	LCB 24	C. Bailey
QB 6	J. Cutler	RCB 27	Da. Williams
RB 26	T. Bell	SS 40	C. Cox
FB 39	K. Johnson	FS 47	J. Lynch

BRONCOS SUBSTITUTIONS: K 1 J. Elam, P/K 3 P. Ernster, WR 15 B. Marshall, QB 16 J. Plummer, WR 19 B. Clark, RB 20 M. Bell, S 21 H. Abdullah, S 31 Q. Harris, RB 37 C. Sapp, CB 41 K. Paymah, LB 51 K. Burns, LB 53 L. Green, DE 54 P. Chukwurah, LB 55 D.J. Williams, DE 60 J. Engelberger, C/G 62 C. Myers, TE/LS 83 M. Leach, WR 87 D. Kircus, TE 88 T. Scheffler, TE 89 N. Jackson, DL 92 E. Dumervil, DT 97 D. Veal. **DID NOT PLAY:** G 73 C. Kuper. **INACTIVE:** WR 11 Q. Morgan, RB 29 D. Nash, RB 34 C. Cobbs, LB 58 N. Webster, T 75 A. Meadows, TE 85 C. Mustard, DE 90 K. Peterson, DT 93 A. Burton.

SEATTLE SEAHAWKS

OFFENSE		DEFENSE	
WR 83	D. Branch	LE 94	B. Fisher
LT 71	W. Jones	LT 91	C. Darby
LG 77	F. Womack	RT 99	R. Bernard
C 65	C. Spencer	RE 98	G. Wistrom
RG 62	C. Gray	OLB 56	L. Hill
RT 68	T. Ashworth	MLB 51	L. Tatupu
TE 86	J. Stevens	OLB 59	J. Peterson
WR 82	D. Jackson	LCB 31	K. Herndon
QB 8	M. Hasselbeck	RCB 23	M. Trufant
RB 37	S. Alexander	SS 27	J. Babineaux
WR 81	N. Burleson	FS 26	K. Hamlin

SEAHAWKS SUBSTITUTIONS: P 1 R. Plackemeier, K 3 J. Brown, WR 18 D. Hackett, RB 20 M. Morris, CB 21 K. Jennings, CB 22 J. Williams, SS 28 M. Boulware, RB 33 J. Scobey, FB 38 M. Strong, FS 40 O. Celestin, FB 47 B. Joppru, LS 48 D. Rackley, LB 50 L. Laury, LB 53 N. Koutouvides, DE 55 D. Tapp, LB 57 K. Bentley, G 67 R. Sims, DE 69 J. Tafa, T 75 S. Locklear, TE 85 W. Heller, DT 93 C. Terrill, DT 95 R. Davis. **DID NOT PLAY:** QB 15 S. Wallace. **INACTIVE:** RB 30 QB 11 D. Greene, QB 5 G. Hamdan, LB 54 D. Lewis, C 61 R. Tobeck, T 74 R. Willis, DE 78 R. Pollard, WR 84 B. Ingram, TE 88 I. Mili.

FINAL INDIVIDUAL STATISTICS

Seattle Seahawks													Denver Broncos																						
RUSHING	ATT	YDS	AVG	LG	TD	RUSHING	ATT	YDS	AVG	LG	TD	RUSHING	ATT	YDS	AVG	LG	TD																		
S. Alexander	26	90	3.5	18	1	T. Bell	23	133	5.8	31	0	S. Alexander	23	133	5.8	31	0																		
M. Strong	1	8	8.0	8	0	C. Sapp	2	24	12.0	20	0	M. Strong	2	24	12.0	20	0																		
M. Morris	3	7	2.3	5	0	M. Bell	4	12	3.0	6	0	M. Morris	4	12	3.0	6	0																		
D. Branch	1	3	3.0	3	0	J. Cutler	4	10	2.5	9	0	D. Branch	1	3	3.0	3	0																		
						J. Elam	1	2	2.0	2	0																								
TOTAL	31	108	3.5	18	1	TOTAL	34	181	5.3	31	0	TOTAL	31	108	3.5	18	1																		
PASSING	ATT	CMP	YDS	TD	LG	IN	Rtg.	PASSING	ATT	CMP	YDS	TD	LG	IN	Rtg.	PASSING	ATT	CMP	YDS	TD	LG	IN	Rtg.												
M. Hasselbeck	28	16	168	1/6	0	33	1	J. Cutler	21	10	143	3/22	2	71	2	M. Hasselbeck	28	16	168	1/6	0	33	1	59.8											
TOTAL	28	16	168	1/6	0	33	1	TOTAL	21	10	143	3/22	2	71	2	TOTAL	28	16	168	1/6	0	33	1	59.8											
PASS RECEIVING	NO	YDS	AVG	LG	TD	PASS RECEIVING	NO	YDS	AVG	LG	TD	PASS RECEIVING	NO	YDS	AVG	LG	TD																		
D. Jackson	6	91	15.2	33	0	J. Walker	2	17	8.5	12	0	D. Jackson	6	91	15.2	33	0																		
D. Branch	3	23	7.7	10	0	S. Alexander	2	16	8.0	9	1	D. Branch	3	23	7.7	10	0																		
N. Burleson	2	23	11.5	16	0	B. Marshall	1	71	71.0	71	1	N. Burleson	2	23	11.5	16	0																		
J. Stevens	2	12	6.0	6	0	T. Scheffler	1	15	15.0	15	0	J. Stevens	2	12	6.0	6	0																		
D. Hackett	1	13	13.0	13	0	N. Jackson	1	9	9.0	9	0	D. Hackett	1	13	13.0	13	0																		
W. Heller	1	4	4.0	4	0	T. Bell	1	8	8.0	8	0	W. Heller	1	4	4.0	4	0																		
S. Alexander	1	2	2.0	2	0	R. Smith	1	6	6.0	6	0	S. Alexander	1	2	2.0	2	0																		
						C. Sapp	1	1	1.0	1	0																								
TOTAL	16	168	10.5	33	0	TOTAL	10	143	14.3	71	2	TOTAL	16	168	10.5	33	0																		
INTERCEPTIONS	NO	YDS	AVG	LG	TD	INTERCEPTIONS	NO	YDS	AVG	LG	TD	INTERCEPTIONS	NO	YDS	AVG	LG	TD																		
D. Tapp	1	25	25.0	25	1	C. Bailey	1	0	0.0	0	0	D. Tapp	1	25	25.0	25	1																		
J. Babineaux	1	20	20.0	20	0							J. Babineaux	1	20	20.0	20	0																		
TOTAL	2	45	22.5	25	1	TOTAL	1	0	0.0	0	0	TOTAL	2	45	22.5	25	1																		
PUNTING	NO	YDS	AVG	NET	TB	IN20	LG	PUNTING	NO	YDS	AVG	NET	TB	IN20	LG	PUNTING	NO	YDS	AVG	NET	TB	IN20	LG												
R. Plackemeier	7	286	40.9	40.0	0	3	54	R. Plackemeier	7	307	43.9	38.7	0	2	56	R. Plackemeier	7	286	40.9	40.0	0	3	54												
J. Brown	1	21	21.0	21.0	0	0	21	J. Brown	1	21	21.0	21.0	0	0	21	J. Brown	1	21	21.0	21.0	0	0	21												
TOTAL	8	307	38.4	37.6	0	3	54	TOTAL	7	307	43.9	38.7	0	2	56	TOTAL	8	307	38.4	37.6	0	3	54												
PUNT RETURNS	NO	YDS	AVG	FC	LG	TD	PUNT RETURNS	NO	YDS	AVG	FC	LG	TD	PUNT RETURNS	NO	YDS	AVG	FC	LG	TD	PUNT RETURNS	NO	YDS	AVG	FC	LG	TD								
N. Burleson	5	36	7.2	1	14	0	N. Burleson	2	6	3.0	4	6	0	N. Burleson	5	36	7.2	1	14	0	N. Burleson	5	36	7.2	1	14	0								
[DOWNED]	1	0	0.0	0	—	0	[DOWNED]	2	0	0.0	0	—	0	[DOWNED]	1	0	0.0	0	—	0	[DOWNED]	1	0	0.0	0	—	0								
RETURNS	5	36	7.2	1	14	0	RETURNS	2	6	3.0	4	6	0	RETURNS	5	36	7.2	1	14	0	RETURNS	5	36	7.2	1	14	0								
KICKOFF RETURNS	NO	YDS	AVG	FC	LG	TD	KICKOFF RETURNS	NO	YDS	AVG	FC	LG	TD	KICKOFF RETURNS	NO	YDS	AVG	FC	LG	TD	KICKOFF RETURNS	NO	YDS	AVG	FC	LG	TD								
N. Burleson	4	107	26.8	0	36	0	N. Burleson	3	84	28.0	0	36	0	N. Burleson	4	107	26.8	0	36	0	N. Burleson	4	107	26.8	0	36	0								
							B. Clark	1	23	23.0	0	23	0																						
							C. Sapp	1	14	14.0	0	14	0																						
							K. Johnson	0	6	0.0	0	6	0																						
							Da. Williams	1	0	0.0	0	—	0																						
							[TOUCHBACK]	1	0	0.0	0	—	0																						
RETURNS	5	127	25.4	0	36	0	RETURNS	5	127	25.4	0	36	0	RETURNS	4	107	26.8	0	36	0	RETURNS	5	127	25.4	0	36	0								
Seattle Seahawks	Fum	Lost	Own	Rec.	Yds	TD	FF	Rec.	Yds	TD	Out	Denver Broncos	Fum	Lost	Own	Rec.	Yds	TD	FF	Rec.	Yds	TD	Out	Denver Broncos	Fum	Lost	Own	Rec.	Yds	TD	FF	Rec.	Yds	TD	Out
FUMBLES	0	0	0	0	0	0	1	0	0	0	0	FUMBLES	2	1	1	-6	0	0	0	0	0	0	0	FUMBLES	1	0	1	0	0	0	0	0	0		
K. Jennings	0	0	0	0	0	0	1	0	0	0	0	J. Cutler	1	0	1	0	0	0	0	0	0	0	0	K. Jennings	0	0	0	0	0	0	0	0	0		
M. Trufant	0	0	0	0	0	0	1	0	0	0	0	Da. Williams	1	0	1	0	0	0	0	0	0	0	0	M. Trufant	0	0	0	0	0	0	0	0	0		
R. Bernard	0	0	0	0	0	0	1	0	0	0	0	B. Clark	1	1	0	0	0	0	0	0	0	0	0	R. Bernard	0	0	0	0	0	0	0	0	0		
P. Peterson	0	0	0	0	0	0	1	25	0	0	0	R. Smith	1	0	0	0	0	0	0	0	0	0	0	P. Peterson	0	0	0	0	0	0	0	0	0		
J. Tayfa	0	0	0	0	0	0	1	0	0	0	0													J. Tayfa	0	0	0	0	0	0	0	0	0		
TOTAL	0	0	0	0	0	0	3	25	0	0	0	TOTAL	5	3	2	-6	0	0	0	0	0	0	0	TOTAL	0	0	0	0	0	0	0	0	0		



San Diego 48, Denver 20

Sunday, Dec. 10, 2006 • 1:15 p.m. PST • Qualcomm Stadium • San Diego

WEATHER: Partly Cloudy, 57°, Wind W 13 mph • TIME: 3:08 • ATTENDANCE: 67,514

The Denver Broncos were swept in their season series with the San Diego Chargers for the first time since 1982 with their 48-20 loss to the club on Sunday in front of 67,514 fans at Qualcomm Stadium. Denver's 23-year streak without being swept by an opponent tied for the fourth-longest in NFL history.

Trailing 28-3 at halftime, the Broncos scored 17 unanswered points in the third quarter to make it a one-possession game, but their comeback attempt was not successful. San Diego clinched the AFC West title with its victory, handing Denver its fourth consecutive loss for the team's longest losing streak since 1999.

Tight end Tony Scheffler hauled in two touchdown passes for Denver, tying for the most receiving touchdowns by a Broncos rookie in a game in franchise history. Both of Scheffler's touchdown passes came from rookie quarterback Jay Cutler within a 48-second span in the third quarter to tie for the fastest in NFL annals that two rookies produced a pair of touchdown passes.

Cutler, in the first road start of his career, completed 17-of-30 (56.7%) passes for 188 yards with two touchdowns for a 97.6 passer rating. Broncos running back Tatum Bell posted a 100-yard rushing performance for the second consecutive game with 116 yards on 17 carries (6.8 avg.) to snap San Diego's 20-game streak without allowing an individual 100-yard rusher at home.

San Diego took a 14-0 lead in the first quarter on a 12-yard touchdown pass from Philip Rivers to tight end Antonio Gates and a 4-yard scoring run by fullback Lorenzo Neal.

Sparked by a 51-yard run by Bell, the Broncos answered with a Jason Elam 34-yard field goal at the start of the second quarter to trim their deficit to 14-3. The Chargers went ahead 21-3 on their next drive with LaDainian Tomlinson's 1-yard touchdown run with 10:15 left in the first half. San Diego extended its lead to 28-3 at halftime on another touchdown reception by Gates late in the quarter.

Denver scored the first of 17 unanswered points in the third quarter on Cutler's 28-yard touchdown pass to Scheffler at 10:35 of the quarter. After Broncos linebacker Louis Green recovered Antonio Cromartie's fumble on the ensuing kickoff, Cutler found Scheffler again for an 11-yard touchdown pass that moved Denver within 28-17.

A 33-yard field goal by Elam at the 1:02 mark of the third quarter made the contest a one-possession game with Denver trailing 28-20.

San Diego regrouped in the fourth quarter and extended its lead to 34-20 with field goals by Nate Kaeding on consecutive drives. After a Broncos three-and-out, Tomlinson scored his first of two consecutive touchdowns on rushes to put the game out of reach and give the Chargers a 48-20 victory. Tomlinson's three scores helped him set an NFL single-season record for touchdowns in a season with 29.

OFFICIALS:

Referee — Peter Morelli (135); **Umpire** — Darrell Jenkins (76); **Head Linesman** — George Hayward (54); **Line Judge** — Charles Stewart (62); **Side Judge** — Jeff Lamberth (103); **Field Judge** — Jim Saracino (58); **Back Judge** — Don Dorkowski (113); **Replay** — Dennis Riggs.

		1	2	3	4	OT	TOTAL		FIELD GOALS (made () & missed)
VISITOR	Denver Broncos	0	3	17	0	—	20		J. Elam (34) (33)
HOME	San Diego Chargers	14	14	0	20	—	48		N. Kaeding (34) (35)
Team	Qtr	Clock Time	PLAY DESCRIPTION (Extra Point) (Drive Info)				SCORE		
CHARGERS	1	4:50	A. Gates 12 yd. pass from P. Rivers (N. Kaeding kick) (4-44, 2:17)				0	7	
CHARGERS	1	0:05	L. Neal 4 yd. run (N. Kaeding kick) (6-54, 2:57)				0	14	
BRONCOS	2	12:49	J. Elam 34 yd. Field Goal (5-59, 2:16)				3	14	
CHARGERS	2	10:15	L. Tomlinson 1 yd. run (N. Kaeding kick) (5-53, 2:34)				3	21	
CHARGERS	2	0:23	A. Gates 7 yd. pass from P. Rivers (N. Kaeding kick) (13-80, 6:19)				3	28	
BRONCOS	3	10:35	T. Scheffler 28 yd. pass from J. Cutler (J. Elam kick) (7-71, 3:26)				10	28	
BRONCOS	3	9:47	T. Scheffler 11 yd. pass from J. Cutler (J. Elam kick) (3-27, 0:40)				17	28	
BRONCOS	3	1:02	J. Elam 33 yd. Field Goal (10-78, 5:08)				20	28	
CHARGERS	4	12:52	N. Kaeding 34 yd. Field Goal (7-64, 3:10)				20	31	
CHARGERS	4	8:15	N. Kaeding 35 yd. Field Goal (7-29, 2:43)				20	34	
CHARGERS	4	3:57	L. Tomlinson 6 yd. run (N. Kaeding kick) (5-20, 2:54)				20	41	
CHARGERS	4	3:10	L. Tomlinson 7 yd. run (N. Kaeding kick) (1-7, 0:05)				20	48	

DENVER BRONCOS

OFFENSE			DEFENSE		
WR	80	R. Smith	LE	76	K. Lang
LT	64	E. Pears	LT	96	M. Myers
LG	50	B. Hamilton	RT	61	G. Warren
C	66	T. Nalen	RE	91	E. Ekuban
RG	65	C. Carlisle	WLB	52	I. Gold
RT	72	G. Foster	MLB	56	A. Wilson
TE	82	S. Alexander	SLB	55	DJ. Williams
WR	84	J. Walker	LCB	24	C. Bailey
QB	6	J. Cutler	RCB	27	Da. Williams
RB	26	T. Bell	SS	22	D. Foxworth
FB	39	K. Johnson	FS	47	J. Lynch

BRONCOS SUBSTITUTIONS: K 1 J. Elam, P/K 3 P. Ernster, WR 15 B. Marshall, QB 16 J. Plummer, WR 19 B. Clark, RB 20 M. Bell, S 21 H. Abdullah, S 31 Q. Harris, S 40 C. Cox, CB 41 K. Paymah, LB 51 K. Burns, LB 53 L. Green, DE 54 P. Chukwurah, DE 60 J. Engelberger, C/G 62 C. Myers, TE/LS 83 M. Leach, WR 87 D. Kircus, TE 88 T. Scheffler, TE 89 N. Jackson, DL 92 E. Dumervil, DT 97 D. Veal. **DID NOT PLAY:** LB 58 N. Webster, G 73 C. Kuper. **INACTIVE:** WR 11 Q. Morgan, RB 29 D. Nash, RB 34 C. Cobbs, S 38 S. Cargile, T 75 A. Meadows, TE 85 C. Mustard, DE 90 K. Peterson, DT 93 A. Burton.

SAN DIEGO CHARGERS

OFFENSE			DEFENSE		
WR	88	E. Parker	LE	74	J. Cesaire
LT	73	M. McNeill	DT	76	J. Williams
LG	68	K. Dielman	RE	99	I. Olshansky
C	61	N. Hardwick	LOLB	95	S. Phillips
RG	79	M. Goff	LILB	54	S. Cooper
RT	70	S. Olivea	RILB	59	D. Edwards
TE	85	A. Gates	ROLB	56	S. Merriman
WR	83	V. Jackson	LCB	23	Q. Jammer
QB	17	P. Rivers	RCB	29	D. Florence
FB	41	L. Neal	SS	48	T. Kiel
RB	21	L. Tomlinson	FS	20	M. McCree

CHARGERS SUBSTITUTIONS: P 5 M. Scifres, K 10 N. Kaeding, CB 24 C. Gordon, CB 25 A. Cromartie, FS 27 B. Jue, CB 28 S. Gregory, FB 34 A. Pinnock, SS 42 C. Hart, LS 50 D. Binn, LB 51 T. Dobbins, LB 52 C. Polk, LB 57 M. Wilhelm, C/G 63 S. Mruczkowski, C/G 65 C. Withrow, T 71 C. Lekkerkerker, WR 81 K. Osgood, WR 82 G. Camarillo, TE 86 B. Manumaleuna, LB 92 M. Harris, DE 93 L. Castillo, DT 97 R. Bingham, DE 98 D. Robinson. **DID NOT PLAY:** QB 7 B. Volek. **INACTIVE:** QB 6 C. Whitehurst, RB 33 M. Turner, LB 58 R. Godfrey, T 72 R. Oben, WR 80 M. Floyd, WR 87 K. McCardell, TE 89 R. Krause, DT 91 B. McKinney.

FINAL INDIVIDUAL STATISTICS

Denver Broncos												San Diego Chargers																	
RUSHING	ATT	YDS	AVG	LG	TD	RUSHING	ATT	YDS	AVG	LG	TD	RUSHING	ATT	YDS	AVG	LG	TD	RUSHING	ATT	YDS	AVG	LG	TD						
T. Bell	17	116	6.8	51	0	L. Tomlinson	28	103	3.7	17	3	T. Bell	17	116	6.8	51	0	L. Tomlinson	28	103	3.7	17	3						
M. Bell	10	46	4.6	8	0	L. Neal	3	20	6.7	10	1	M. Bell	10	46	4.6	8	0	L. Neal	3	20	6.7	10	1						
J. Cutler	1	0	0.0	0	0	A. Pinnock	2	19	9.5	15	0	J. Cutler	1	0	0.0	0	0	A. Pinnock	2	19	9.5	15	0						
						P. Rivers	3	1	2.5	4	0							P. Rivers	3	1	2.5	4	0						
TOTAL	28	162	5.8	51	0	TOTAL	36	143	4.2	17	4	TOTAL	36	143	4.2	17	4	TOTAL	36	143	4.2	17	4						
PASSING	ATT	CMP	YDS	TD	LG	INT	Rtg.	PASSING	ATT	CMP	YDS	TD	LG	INT	Rtg.	PASSING	ATT	CMP	YDS	TD	LG	INT	Rtg.						
J. Cutler	30	17	188	4/22	2	28	0	97.6	P. Rivers	23	15	279	1/3	2	55	0	97.6	P. Rivers	23	15	279	1/3	2	55	0				
TOTAL	30	17	188	4/22	2	28	0	97.6	TOTAL	23	15	279	1/3	2	55	0	97.6	TOTAL	23	15	279	1/3	2	55	0				
PASS RECEIVING	NO	YDS	AVG	LG	TD	PASS RECEIVING	NO	YDS	AVG	LG	TD	PASS RECEIVING	NO	YDS	AVG	LG	TD	PASS RECEIVING	NO	YDS	AVG	LG	TD						
J. Walker	4	52	13.0	17	0	A. Gates	7	104	14.9	26	2	J. Walker	4	52	13.0	17	0	A. Gates	7	104	14.9	26	2						
T. Bell	4	15	3.8	6	0	V. Jackson	3	95	31.7	55	0	T. Bell	4	15	3.8	6	0	V. Jackson	3	95	31.7	55	0						
T. Scheffler	3	66	22.0	28	2	B. Manumaleuna	2	33	16.5	19	0	T. Scheffler	3	66	22.0	28	2	B. Manumaleuna	2	33	16.5	19	0						
R. Smith	3	20	6.7	13	0	E. Parker	1	34	34.0	34	0	R. Smith	3	20	6.7	13	0	E. Parker	1	34	34.0	34	0						
B. Marshall	2	19	9.5	13	0	L. Tomlinson	1	9	9.0	9	0	B. Marshall	2	19	9.5	13	0	L. Tomlinson	1	9	9.0	9	0						
S. Alexander	1	16	16.0	16	0	L. Neal	1	4	4.0	4	0	S. Alexander	1	16	16.0	16	0	L. Neal	1	4	4.0	4	0						
TOTAL	17	188	11.1	28	2	TOTAL	15	279	18.6	55	2	TOTAL	17	188	11.1	28	2	TOTAL	15	279	18.6	55	2						
INTERCEPTIONS	NO	YDS	AVG	LG	TD	INTERCEPTIONS	NO	YDS	AVG	LG	TD	INTERCEPTIONS	NO	YDS	AVG	LG	TD	INTERCEPTIONS	NO	YDS	AVG	LG	TD						
TOTAL	0	0	0.0	—	0	TOTAL	0	0	0.0	—	0	TOTAL	0	0	0.0	—	0	TOTAL	0	0	0.0	—	0						
PUNTING	NO	YDS	AVG	NET	TB	IN20	LG	PUNTING	NO	YDS	AVG	NET	TB	IN20	LG	PUNTING	NO	YDS	AVG	NET	TB	IN20	LG						
P. Ernster	4	159	39.8	33.5	1	1	47	M. Scifres	3	133	44.3	45.3	0	2	48	P. Ernster	4	159	39.8	33.5	1	1	47						
TOTAL	4	159	39.8	33.5	1	1	47	TOTAL	3	133	44.3	45.3	0	2	48	TOTAL	4	159	39.8	33.5	1	1	47						
PUNT RETURNS	NO	YDS	AVG	FC	LG	TD	PUNT RETURNS	NO	YDS	AVG	FC	LG	TD	PUNT RETURNS	NO	YDS	AVG	FC	LG	TD	PUNT RETURNS	NO	YDS	AVG	FC	LG	TD		
Da. Williams	1	-3	-3.0	1	-3	0	E. Parker	2	5	2.5	1	3	0	Da. Williams	1	-3	-3.0	1	-3	0	E. Parker	2	5	2.5	1	3	0		
[DOWNED]	1	0	0.0	0	—	0	[TOUCHBACK]	1	0	0.0	0	—	0	[DOWNED]	1	0	0.0	0	—	0	[TOUCHBACK]	1	0	0.0	0	—	0		
RETURNS	1	-3	-3.0	1	-3	0	RETURNS	2	5	2.5	1	3	0	RETURNS	1	-3	-3.0	1	-3	0	RETURNS	2	5	2.5	1	3	0		
KICKOFF RETURNS	NO	YDS	AVG	FC	LG	TD	KICKOFF RETURNS	NO	YDS	AVG	FC	LG	TD	KICKOFF RETURNS	NO	YDS	AVG	FC	LG	TD	KICKOFF RETURNS	NO	YDS	AVG	FC	LG	TD		
B. Clark	6	115	19.2	0	24	0	A. Cromatie	3	85	28.3	0	45	0	B. Clark	6	115	19.2	0	24	0	A. Cromatie	3	85	28.3	0	45	0		
M. Bell	1	21	21.0	0	21	0	[TOUCHBACK]	2	0	0.0	0	—	0	M. Bell	1	21	21.0	0	21	0	[TOUCHBACK]	2	0	0.0	0	—	0		
[TOUCHBACK]	2	0	0.0	0	—	0	RETURNS	3	85	28.3	0	45	0	[TOUCHBACK]	2	0	0.0	0	—	0	RETURNS	3	85	28.3	0	45	0		
RETURNS	7	136	15.2	0	24	0	RETURNS	3	85	28.3	0	45	0	RETURNS	7	136	15.2	0	24	0	RETURNS	7	136	15.2	0	24	0		
Denver Broncos FUMBLES	Fum	Lost	Own Rec.	Yds	TD	Opp. Rec.	Yds	TD	Out Bnds	San Diego Chargers FUMBLES	Fum	Lost	Own Rec.	Yds	TD	Opp. Rec.	Yds	TD	Out Bnds	Denver Broncos FUMBLES	Fum	Lost	Own Rec.	Yds	TD	Opp. Rec.	Yds	TD	Out Bnds
J. Cutler	3	1	0	0	0	0	0	0	0	A. Cromatie	1	1	0	0	0	0	0	0	0	J. Cutler	3	1	0	0	0	0	0	0	0
T. Bell	0	0	2	0	0	0	0	0	0	S. Merriman	0	0	0	0	0	2	1	0	0	T. Bell	0	0	2	0	0	0	0	0	
H. Abdullah	0	0	0	0	0	1	0	0	0										H. Abdullah	0	0	0	0	0	0	0	0		
L. Green	0	0	0	0	0	1	0	0	0										L. Green	0	0	0	0	0	0	0	0		
TOTAL	3	1	2	0	0	1	1	0	0	TOTAL	1	1	0	0	0	2	1	0	0	TOTAL	3	1	2	0	0	0	0	0	



Denver 37, Arizona 20

Sunday, Dec. 17, 2006 • 2:05 p.m. MST • University of Phoenix Stadium • Glendale, Ariz.

WEATHER: Cloudy, 60°. Wind W 12 mph • TIME: 3:06 • ATTENDANCE: 63,845

The Denver Broncos ended their four-game losing streak and won their fifth road game of the season on Sunday with a 37-20 victory against the Arizona Cardinals in front of 63,845 fans at University of Phoenix Stadium.

Quarterback Jay Cutler completed 21-of-31 (67.7%) passes for 261 yards with two touchdown passes in becoming the seventh player in NFL history (third rookie) to throw at least two touchdown passes in each of his first three starts. Cutler, who earned his first victory, also joined Mark Rypien (1988) as the only two players in league annals to throw at least two touchdown passes in each of his first three games played.

With five receptions for 84 yards and one touchdown, Denver wide receiver Javon Walker went above the 1,000-yard receiving mark for the season (1,007) and posted Denver's 26th such campaign. Running back Mike Bell totaled 61 rushing yards with two touchdowns en route to becoming the fifth undrafted rookie in NFL history to total at least 500 rushing yards (542).

Cornback Champ Bailey intercepted two passes, marking his fourth career multiple-interception game and second of the season.

Denver scored a touchdown on its third offensive play of the game with Cutler finding Walker for a 54-yard hookup. The Broncos extended their lead to 13-0 at 12:59 of the second quarter after Jason Elam made field goals on consecutive possessions.

The Cardinals scored the next 10 points, cutting their deficit to 13-10 with 7:53 left in the first half. Neil Rackers made a 49-yard field goal and defensive end Antonio Smith recovered a Tatum Bell fumble for a touchdown.

Cutler extended Denver's lead to 13 points, 23-10, when he found wide receiver Rod Smith for a 10-yard touchdown at 8:54 of the third quarter. The Cardinals answered with a 38-yard field goal by Rackers to trim their deficit to 23-13 entering the fourth quarter.

The Broncos put the game out of reach in the fourth quarter with Bell scoring twice on 1-yard touchdown runs.

Bell, an undrafted rookie from the University of Arizona, snuck in for a score at 13:51 of the fourth quarter to put Denver ahead 30-13. Cardinals running back Edgerrin James scored on a 4-yard run on the next possession, capping a 13-play, 80-yard drive for Arizona that moved it within 10 points of the Broncos.

Bell scored his second 1-yard touchdown with 2:44 left to play, putting Denver ahead 37-20. Bailey recorded his second interception of the game on the ensuing possession for Arizona, stepping in front of Matt Leinart's deep pass intended for wide receiver Anquan Boldin.

Safety Steve Cargile led the Broncos' efforts on special teams, posting four tackles on coverage units in his first NFL game.

OFFICIALS:

Referee — Walt Anderson (66); **Umpire** — Butch Hannah (40); **Head Linesman** — Phil McKinney (110); **Line Judge** — Gary Arthur (108); **Side Judge** — Rick Patterson (15); **Field Judge** — Terry Brown (43); **Back Judge** — Billy Smith (2); **Replay** — Dale Hamer.

	1	2	3	4	OT	TOTAL		FIELD GOALS (made () & missed)
VISITOR	Denver Broncos	10	6	7	14	—	37	J. Elam (30) (22) (30)
HOME	Arizona Cardinals	0	10	3	7	—	20	N. Rackers (49) 50WL (38)

Team	Qtr	Clock Time	PLAY DESCRIPTION (Extra Point) (Drive Info)	SCORE Visitor	Home
BRONCOS	1	12:00	J. Walker 54 yd. pass from J. Cutler (J. Elam kick) (3-65, 1:26)	7	0
BRONCOS	1	8:51	J. Elam 30 yd. Field Goal (6-14, 2:57)	10	0
BRONCOS	2	12:59	J. Elam 22 yd. Field Goal (17-78, 9:02)	13	0
CARDINALS	2	8:12	N. Rackers 49 yd. Field Goal (10-46, 4:47)	13	3
CARDINALS	2	7:53	A. Smith 4 yd. fumble return (N. Rackers kick)	13	10
BRONCOS	2	0:57	J. Elam 30 yd. Field Goal (13-66, 6:56)	16	10
BRONCOS	3	8:54	R. Smith 10 yd. pass from J. Cutler (J. Elam kick) (6-60, 3:00)	23	10
CARDINALS	3	2:19	N. Rackers 38 yd. Field Goal (11-65, 6:35)	23	13
BRONCOS	4	13:51	M. Bell 1 yd. run (J. Elam kick) (6-29, 3:28)	30	13
CARDINALS	4	7:46	E. James 4 yd. run (N. Rackers kick) (13-80, 6:05)	30	20
BRONCOS	4	2:44	M. Bell 1 yd. run (J. Elam kick) (11-62, 5:02)	37	20

DENVER BRONCOS

OFFENSE

WR	80	R. Smith	LE	76	K. Lang
LT	64	E. Pears	LT	96	M. Myers
LG	50	B. Hamilton	RT	61	G. Warren
C	66	T. Nalen	RE	91	E. Ekuban
RG	65	C. Carlisle	WLB	52	I. Gold
RT	72	G. Foster	MLB	56	A. Wilson
TE	82	S. Alexander	SLB	55	DJ. Williams
WR	84	J. Walker	LCB	24	C. Bailey
QB	6	J. Cutler	RCB	22	D. Foxworth
RB	26	T. Bell	SS	40	C. Cox
FB	39	K. Johnson	FS	47	J. Lynch

BRONCOS SUBSTITUTIONS: K 1 J. Elam, P/K 3 P. Ernster, WR 11 Q. Morgan, WR 15 B. Marshall, QB 16 J. Plummer, RB 20 M. Bell, S 21 H. Abdullah, S 31 Q. Harris, S 38 S. Cargile, CB 41 K. Paymah, LB 51 K. Burns, LB 53 L. Green, DE 54 P. Chukwurah, DE 60 J. Engelberger, C/G 62 C. Myers, G 73 C. Kuper, TE/LS 83 M. Leach, TE 85 C. Mustard, WR 87 D. Kircus, TE 88 T. Scheffler, TE 89 N. Jackson, DL 92 E. Dumervil, DT 97 D. Veal. **DID NOT PLAY:** None. **INACTIVE:** WR 19 B. Clark, CB 27 D. Williams, RB 29 D. Nash, RB 34 C. Cobbs, LB 58 N. Webster, T 75 A. Meadows, DE 90 K. Peterson, DT 93 A. Burton.

ARIZONA CARDINALS

OFFENSE

WR	81	A. Boldin	LE	56	C. Okeafor
LT	75	L. Davis	NT	70	K. Clancy
LG	67	Mi. Brown	UT	90	D. Dockett
C	60	N. Leckey	RE	94	A. Smith
RG	76	D. Luitui	SLB	58	K. Dansby
RT	74	R. Wells	MLB	54	G. Hayes
TE	82	L. Pope	WLB	57	O. Huff
TE	87	F. Wakefield	LCB	21	A. Rolle
WR	11	L. Fitzgerald	SS	24	A. Wilson
QB	7	M. Leinart	FS	34	R. Griffith
RB	32	E. James	RCB	27	D. Macklin

CARDINALS SUBSTITUTIONS: K 1 N. Rackers, P 10 S. Player, CB 22 M. Ware, CB 25 E. Green, RB 28 J. Arrington, FB 30 O. Ayanbadejo, RB 36 D. Ferri, SS 37 H. Milligan, FB 44 A. Schable, FS 47 A. Francisco, LB 48 N. Hodel, C 52 M. Beisel, OLB 55 D. Blackstock, G/T 63 C. Livienski, WR 80 Bry. Johnson, WR 86 T. Walters, TE 89 A. Bergen, DT/DE 93 C. Cooper, OLB 97 C. Pace, DT 98 G. Watson. **DID NOT PLAY:** QB 13 K. Warner, C 71 A. Stepanovich, T 79 O. Ross. **INACTIVE:** QB 16 J. Navarre, CB 23 D. Hunter, CB 26 R. Tate, RB 31 M. Shipley, OLB 59 Bra. Johnson, G 61 E. Brown, T 72 B. Gorin, DT 95 J. Lewis.

FINAL INDIVIDUAL STATISTICS

Denver Broncos													Arizona Cardinals																	
RUSHING	ATT	YDS	AVG	LG	TD	RUSHING	ATT	YDS	AVG	LG	TD	RUSHING	ATT	YDS	AVG	LG	TD													
M. Bell	16	61	3.8	11	2	E. James	14	63	4.5	13	1	M. Bell	16	61	3.8	11	2													
T. Bell	18	29	1.6	9	0	M. Leinart	3	23	7.7	14	0	T. Bell	18	29	1.6	9	0													
J. Cutler	3	10	3.3	8	0	O. Ayanbadejo	1	11	11.0	11	0	J. Cutler	3	10	3.3	8	0													
B. Marshall	1	6	6.0	6	0	A. Boldin	1	5	5.0	5	0	B. Marshall	1	6	6.0	6	0													
						J. Arrington	1	-2	-2.0	-2	0																			
TOTAL	38	106	2.8	11	2	TOTAL	20	100	5.0	14	1	TOTAL	38	106	2.8	11	2													
PASSING	ATT	CMP	YDS	TKD/ YD	TD	LG	IN	Rtg.	PASSING	ATT	CMP	YDS	TKD/ YD	TD	LG	IN	Rtg.													
J. Cutler	31	21	261	1/5	2	54	1	101.7	M. Leinart	35	20	214	3/19	0	24	2	51.4													
TOTAL	31	21	261	1/5	2	54	1	101.7	TOTAL	35	20	214	3/19	0	24	2	51.4													
PASS RECEIVING	NO	YDS	AVG	LG	TD	PASS RECEIVING	NO	YDS	AVG	LG	TD	PASS RECEIVING	NO	YDS	AVG	LG	TD													
J. Walker	5	84	16.8	54	1	L. Fitzgerald	5	77	15.4	24	0	J. Walker	5	84	16.8	54	1													
B. Marshall	5	58	11.6	17	0	A. Boldin	5	60	12.0	21	0	B. Marshall	5	58	11.6	17	0													
R. Smith	4	40	10.0	14	1	Bry. Johnson	2	33	16.5	20	0	R. Smith	4	40	10.0	14	1													
T. Scheffler	3	58	19.3	29	0	T. Walters	2	14	7.0	8	0	T. Scheffler	3	58	19.3	29	0													
T. Bell	2	12	6.0	8	0	L. Pope	2	11	5.5	7	0	T. Bell	2	12	6.0	8	0													
N. Jackson	1	7	7.0	7	0	O. Ayanbadejo	2	10	5.0	5	0	N. Jackson	1	7	7.0	7	0													
K. Johnson	1	2	2.0	2	0	E. James	2	9	4.5	7	0	K. Johnson	1	2	2.0	2	0													
TOTAL	21	261	12.4	54	2	TOTAL	20	214	10.7	24	0	TOTAL	21	261	12.4	54	2													
INTERCEPTIONS	NO	YDS	AVG	LG	TD	INTERCEPTIONS	NO	YDS	AVG	LG	TD	INTERCEPTIONS	NO	YDS	AVG	LG	TD													
C. Bailey	2	37	18.5	32	0	R. Griffith	1	23	23.0	23	0	C. Bailey	2	37	18.5	32	0													
TOTAL	2	37	18.5	32	0	TOTAL	1	23	23.0	23	0	TOTAL	2	37	18.5	32	0													
PUNTING	NO	YDS	AVG	NET	TB	IN20	LG	PUNTING	NO	YDS	AVG	NET	TB	IN20	LG	PUNTING	NO	YDS	AVG	NET	TB	IN20	LG							
P. Ernster	1	34	34.0	34.0	0	1	34	S. Player	3	157	52.3	44.0	0	1	58	P. Ernster	1	34	34.0	34.0	0	1	34							
TOTAL	1	34	34.0	34.0	0	1	34	TOTAL	3	157	52.3	44.0	0	1	58	TOTAL	1	34	34.0	34.0	0	1	34							
PUNT RETURNS	NO	YDS	AVG	FC	LG	TD	PUNT RETURNS	NO	YDS	AVG	FC	LG	TD	PUNT RETURNS	NO	YDS	AVG	FC	LG	TD	PUNT RETURNS	NO	YDS	AVG	FC	LG	TD			
D. Kircus	3	25	8.3	0	16	0	T. Walters	0	0	0.0	1	—	0	D. Kircus	3	25	8.3	0	16	0	T. Walters	0	0	0.0	1	—	0			
RETURNS	3	25	8.3	0	16	0	RETURNS	0	0	0.0	1	—	0	RETURNS	3	25	8.3	0	16	0	RETURNS	0	0	0.0	1	—	0			
KICKOFF RETURNS	NO	YDS	AVG	FC	LG	TD	KICKOFF RETURNS	NO	YDS	AVG	FC	LG	TD	KICKOFF RETURNS	NO	YDS	AVG	FC	LG	TD	KICKOFF RETURNS	NO	YDS	AVG	FC	LG	TD			
Q. Morgan	5	154	30.8	0	64	0	J. Arrington	6	149	24.8	0	46	0	Q. Morgan	5	154	30.8	0	64	0	J. Arrington	6	149	24.8	0	46	0			
							[TOUCHBACK]	2	0	0.0	0	—	0								[TOUCHBACK]	2	0	0.0	0	—	0			
RETURNS							RETURNS	6	149	24.8	0	46	0	RETURNS							RETURNS									
Denver Broncos	Fumbles	Fum	Lost	Own	Rec.	Yds	TD	Opp.	Rec.	Yds	TD	Out	Arizona Cardinals	Fumbles	Fum	Lost	Own	Rec.	Yds	TD	Opp.	Rec.	Yds	TD	Out	Denver Broncos	Fumbles	Fum	Lost	
M. Bell	1	0	0	0	0	0	0	0	0	0	0	0	M. Leinart	2	0	1	0	0	0	0	0	0	0	0	0	M. Bell	1	0	0	
T. Bell	1	0	0	0	0	0	0	0	0	0	0	0	F. Wakefield	0	0	1	0	0	0	0	0	0	0	0	T. Bell	1	0	0		
J. Cutler	1	0	0	0	0	0	0	0	0	0	0	0	C. Okeafor	0	0	0	0	1	0	0	0	0	0	0	J. Cutler	1	0	0		
C. Carlisle	0	0	1	0	0	0	0	0	0	0	0	0	A. Wilson	0	0	0	0	1	0	0	0	0	0	0	C. Carlisle	0	0	1		
G. Foster	0	0	1	0	0	0	0	0	0	0	0	0	A. Smith	0	0	0	0	0	0	0	0	1	4	1	G. Foster	0	0	1		
E. Ekuban	0	0	0	0	0	1	0	0	0	0	0	0		0	0	0	0	0	0	0	0	1	4	1	E. Ekuban	0	0	0		
J. Engelberger	0	0	0	0	0	1	0	0	0	0	0	0													J. Engelberger	0	0	0		
TOTAL	3	1	2	0	0	2	0	0	0	0	0	0	TOTAL	2	0	2	0	0	3	1	4	1	4	1	0	TOTAL	3	1	2	



Denver 24, Cincinnati 23

Sunday, Dec. 24, 2006 • 2:16 p.m. MST • INVESCO Field at Mile High • Denver

WEATHER: Mostly Cloudy, 32° (wind chill 22°), Wind N 14-21 mph • TIME: 3:19 • ATTENDANCE: 75,759

Broncos cornerback Champ Bailey recorded takeaways on an interception and fumble recovery that led to 14 points in Denver's 24-23 win against the Cincinnati Bengals on Sunday in front of 75,759 fans at INVESCO Field at Mile High. The victory was Denver's second in a row and snapped its three-game home losing streak, putting the club one win away from clinching a playoff berth.

The Broncos' victory was secured when the Bengals were unable to convert a game-tying extra-point attempt due to a bad snap with 179 seconds remaining.

Quarterback Jay Cutler threw two touchdown passes for the fourth consecutive game, becoming the first rookie in NFL history and second player in NFL history (Mark Rypien in 1988) to throw multiple scores in each of his first four games. Cutler finished the game with 179 passing yards and an 88.9 passer rating.

With six points, Denver kicker Jason Elam became the first player in NFL history to record at least 100 points in each of his first 14 seasons. Running back Mike Bell led Denver with 69 rushing yards and scored his eighth rushing touchdown of the season to tie for the second most in a year by an undrafted rookie in NFL history.

After Cutler was intercepted on the Broncos' opening drive, giving the Bengals the ball at the Denver 5-yard line, cornerback Darrent Williams provided a timely takeaway by picking off Cincinnati passer Carson Palmer in the end zone to keep the game scoreless.

The Bengals took a 7-0 lead on running back Rudi Johnson's 6-yard scoring run at 3:44 of the first quarter. The Broncos answered with Cutler scoring passes to tight end Tony Scheffler and wide receiver Javon Walker on consecutive drives early in the second quarter to go ahead 14-7. Both scores came after a Bailey interception and fumble recovery, respectively.

Cincinnati took a 17-14 lead into halftime, scoring on a 46-yard Shayne Graham field goal before wide receiver Chris Henry caught an 11-yard touchdown pass with less than a minute left in the half.

Cutler engineered a 99-yard drive scoring, consuming 7:17 and resulting in a 2-yard Bell touchdown run, on Denver's first possession of the third quarter to give the Broncos a 21-17 lead at the 3:17 mark. Elam's 24-yard field goal at 12:54 of the fourth quarter increased Denver's lead to 24-17.

Cincinnati drove 90 yards for what appeared to be a game-tying 10-yard touchdown reception by wide receiver T.J. Houshmandzadeh with 41 seconds left to play. A bad snap on the extra-point attempt by Brad St. Louis forced the Bengals to abort the extra-point attempt, giving Denver a 24-23 victory.

OFFICIALS:

Referee — Walt Coleman (65); **Umpire** — Jeff Rice (44); **Head Linesman** — Ron Phares (10); **Line Judge** — Bill Spykma (8); **Side Judge** — David Wyant (16); **Field Judge** — Steve Zimmerman (33); **Back Judge** — Richard Reels (83); **Replay** — Bob McGrath.

	1	2	3	4	OT	TOTAL	FIELD GOALS (made () & missed)		
VISITOR	Cincinnati Bengals	7	10	0	6	23	S. Graham	(46)	
HOME	Denver Broncos	0	14	7	3	24	J. Elam	(24)	
Team	Qtr	Clock Time	PLAY DESCRIPTION (Extra Point) (Drive Info)			SCORE			
BENGALS	1	3:44	R. Johnson 6 yd. run (S. Graham kick) (4-18, 0:50)			7	0		
BRONCOS	2	13:24	T. Scheffler 1 yd. pass from J. Cutler (J. Elam kick) (5-37, 2:22)			7	7		
BRONCOS	2	12:07	J. Walker 39 yd. pass from J. Cutler (J. Elam kick) (1-39, 0:09)			7	14		
BENGALS	2	6:49	S. Graham 46 yd. Field Goal (12-52, 5:18)			10	14		
BENGALS	2	0:43	C. Henry 11 yd. pass from C. Palmer (S. Graham kick) (6-30, 1:54)			17	14		
BRONCOS	3	3:17	M. Bell 2 yd. run (J. Elam kick) (14-99, 7:17)			17	21		
BRONCOS	4	12:54	J. Elam 24 yd. Field Goal (9-51, 4:17)			17	24		
BENGALS	4	0:41	T. Houshmandzadeh 10 yd. pass from C. Palmer (kick aborted) (12-90, 3:11)			23	24		

DENVER BRONCOS

OFFENSE			DEFENSE		
WR	80	R. Smith	LE	76	K. Lang
LT	64	E. Pears	LT	96	M. Myers
LG	50	B. Hamilton	RT	61	G. Warren
C	66	T. Nalen	RE	91	E. Ekuban
RG	65	C. Carlisle	WLB	52	I. Gold
RT	72	G. Foster	MLB	56	A. Wilson
TE	88	T. Scheffler	SLB	55	DJ. Williams
WR	84	J. Walker	LCB	24	C. Bailey
WR	15	B. Marshall	RCB	27	Da. Williams
QB	6	J. Cutler	SS	22	D. Foxworth
RB	26	T. Bell	FS	47	J. Lynch

BRONCOS SUBSTITUTIONS: K 1 J. Elam, P/K 3 P. Ernster, WR 11 Q. Morgan, QB 16 J. Plummer, RB 20 M. Bell, S 21 H. Abdullah, S 31 Q. Harris, S 38 S. Cargile, FB 39 K. Johnson, S 40 C. Cox, CB 41 K. Paymah, LB 51 K. Burns, LB 53 L. Green, DE 54 P. Chukwurah, DE 60 J. Engelberger, C/G 62 C. Myers, TE 82 S. Alexander, TE/LS 83 M. Leach, WR 87 D. Kircus, TE 89 N. Jackson, DL 92 E. Dumervil, DT 97 D. Veal. **DID NOT PLAY:** T 75 A. Meadows. **INACTIVE:** WR 19 B. Clark, RB 29 D. Nash, RB 34 C. Cobbs, LB 58 N. Webster, G 73 C. Kuper TE 85 C. Mustard, DE 90 K. Peterson, DT 93 A. Burton.

CINCINNATI BENGALS

OFFENSE			DEFENSE		
WR	85	C. Johnson	LE	98	B. Robinson
LT	77	A. Whitworth	LT	95	S. Adams
LG	65	E. Steinbach	RT	97	J. Thornton
C	53	E. Ghiaciac	RE	90	J. Smith
RG	63	B. Williams	LB	56	B. Simmons
RT	71	W. Anderson	LB	59	L. Johnson
TE	82	R. Kelly	LCB	22	J. Joseph
WR	84	T. Houshmandzadeh	RCB	20	T. James
QB	9	C. Palmer	SS	28	D. Jackson
HB	32	R. Johnson	FS	40	M. Williams
FB	31	J. Johnson	CB	34	K. Kaesviharn

BENGALS SUBSTITUTIONS: WR 10 R. McNeal, WR 15 C. Henry, WR 16 G. Holt, K 17 S. Graham, P 19 K. Larson, CB 24 D. O'Neal, CB 25 K. Ratliff, HB 33 K. Watson, WR/S 43 E. Kilmer, S 44 H. Jones, LS/TE 48 B. St. Louis, LB 50 A. Brooks, LB 55 M. Wilkins, LB 58 C. Miller, DE 68 J. Fanene, OT 75 S. Kooistra, OT 76 L. Jones, G 79 S. Andrews, TE 86 T. Stewart, DE 91 R. Geathers, LB 93 R. Jeanty, DT 94 D. Peko. **DID NOT PLAY:** QB 2 A. Wright. **INACTIVE:** QB 11 D. Johnson, WR 18 S. Green, S 36 J. Busing, LB 52 A. Nicholson, LB 57 A. Frazier, C 64 B. Wilkerson, DT 66 S. Smith, C 74 R. Braham.

FINAL INDIVIDUAL STATISTICS

Cincinnati Bengals											Denver Broncos										
RUSHING	ATT	YDS	AVG	LG	TD	RUSHING	ATT	YDS	AVG	LG	TD										
R. Johnson	30	129	4.3	13	1	M. Bell	16	69	4.3	14	1										
K. Watson	2	14	7.0	7	0	T. Bell	12	50	4.2	20	0										
C. Palmer	2	6	3.0	4	0	B. Marshall	1	6	6.0	6	0										
						J. Walker	3	3	1.0	5	0										
						J. Cutler	2	-1	-0.5	0	0										
TOTAL	34	149	4.4	13	1	TOTAL	34	127	3.7	20	1										
PASSING	ATT	CMP	YDS	TD	LG	INT	Rtg.	PASSING	ATT	CMP	YDS	TD	LG	INT	Rtg.						
C. Palmer	40	21	209	2/15	2	26	63.4	J. Cutler	23	12	179	3/19	2	39	1						
TOTAL	40	21	209	2/15	2	26	63.4	TOTAL	23	12	179	3/19	2	39	1						
PASS RECEIVING	NO	YDS	AVG	LG	TD	PASS RECEIVING	NO	YDS	AVG	LG	TD										
T. Houshmandzadeh	9	94	10.4	26	1	B. Marshall	4	65	16.3	36	0										
C. Johnson	3	32	10.7	14	0	J. Walker	3	52	17.3	39	1										
C. Henry	3	30	10.0	11	1	T. Scheffler	2	26	13.0	25	1										
R. Kelly	2	23	11.5	18	0	D. Kircus	1	18	18.0	18	0										
R. Johnson	2	11	5.5	7	0	M. Bell	1	13	13.0	13	0										
K. Watson	1	12	12.0	12	0	R. Smith	1	5	5.0	5	0										
T. Stewart	1	7	7.0	7	0																
TOTAL	21	209	10.0	26	2	TOTAL	12	179	14.9	39	2										
INTERCEPTIONS	NO	YDS	AVG	LG	TD	INTERCEPTIONS	NO	YDS	AVG	LG	TD										
D. Jackson	1	46	46.0	46	0	C. Bailey	1	20	20.0	20	0										
						Da. Williams	1	0	0.0	0	0										
TOTAL	1	46	46.0	46	0	TOTAL	2	20	10.0	20	0										
PUNTING	NO	YDS	AVG	NET	TB	IN20	LG	PUNTING	NO	YDS	AVG	NET	TB	IN20	LG						
K. Larson	5	229	45.8	39.2	0	2	59	P. Ernster	6	256	42.7	36.0	1	1	54						
TOTAL	5	229	45.8	39.2	0	2	59	TOTAL	6	256	42.7	36.0	1	1	54						
PUNT RETURNS	NO	YDS	AVG	FC	LG	TD	PUNT RETURNS	NO	YDS	AVG	FC	LG	TD								
K. Ratliff	3	20	6.7	0	17	0	Da. Williams	3	33	11.0	0	13	0								
[DOWNED]	2	0	0.0	0	—	0	[DOWNED]	2	0	0.0	0	—	0								
[TOUCHBACK]	1	0	0.0	0	—	0															
RETURNS	3	20	6.7	0	17	0	RETURNS	3	33	11.0	0	13	0								
KICKOFF RETURNS	NO	YDS	AVG	FC	LG	TD	KICKOFF RETURNS	NO	YDS	AVG	FC	LG	TD								
G. Holt	4	107	26.8	0	38	0	Q. Morgan	3	50	16.7	0	28	0								
[TOUCHBACK]	1	0	0.0	0	—	0	[TOUCHBACK]	2	0	0.0	0	—	0								
RETURNS	4	107	26.8	0	38	0	RETURNS	3	50	16.7	0	28	0								
Cincinnati Bengals	Fum	Lost	Own	Rec.	Yds	TD	Opp. Rec.	Yds	TD	Out Bnds	Denver Broncos	Fum	Lost	Own	Rec.	Yds	TD	Opp. Rec.	Yds	TD	Out Bnds
R. Johnson	2	1	1	0	0	0	0	0	0	0	R. Smith	1	0	1	0	0	0	0	0	0	0
C. Johnson	1	1	0	0	0	0	0	0	0	0	J. Cutler	1	0	1	-2	0	0	0	0	0	0
C. Palmer	1	0	0	0	0	0	0	0	0	0	T. Bell	1	1	0	0	0	0	0	0	0	0
E. Steinbach	0	0	1	0	0	0	0	0	0	0	E. Dumervil	0	0	0	0	0	1	1	13	0	0
D. Peko	0	0	0	0	0	1	0	0	0	0	Da. Williams	0	0	0	0	0	1	0	0	0	0
D. O'Neal	0	0	0	0	0	0	1	0	0	0	D. Foxworth	0	0	0	0	1	0	0	0	0	0
											J. Lynch	0	0	0	0	1	0	0	0	0	0
											C. Bailey	0	0	0	0	0	0	1	4	0	0
TOTAL	4	2	2	0	0	1	1	0	0	0	TOTAL	3	1	2	-2	0	4	2	17	0	0

FINAL TEAM STATISTICS

	BENGALS	BRONCOS		BENGALS	BRONCOS
TOTAL FIRST DOWNS	23	17	FGs — PATs Had Blocked	0-0	0-0
By Rushing	10	6	Net punting average	39.2	36.0
By Passing	13	8	TOTAL RETURN YARDAGE (Not Including Kickoffs)	66	53
By Penalty	0	3	No. and Yards Punt Returns	3-20	3-33
THIRD DOWN EFFICIENCY	6-15-40%	5-13-38%	No. and Yards Kickoff Returns	4-107	3-50
FOURTH DOWN EFFICIENCY	1-1-100%	0-1-0%	No. and Yards Interception Returns	1-46	2-20
TOTAL NET YARDS	343	287	PENALTIES Number and Yards	8-46	3-10
Total Offensive Plays (inc. times thrown passing)	76	60	FUMBLES Number and Lost	4-2	3-1
Average gain per offensive play	4.5	4.8	TOUCHDOWNS	3	3
NET YARDS RUSHING	149	127	Rushing	1	1
Total Rushing Plays	34	34	Passing	2	2
Average gain per rushing play	4.4	3.7	EXTRA POINTS Made-Attempts	2-3	3-3
Tackles for a loss — number and yards	4-6	2-2	Kicking Made-Attempts	2-3	3-3
NET YARDS PASSING	194	160	FIELD GOALS Made-Attempts	1-1	1-1
Times thrown — yards lost attempting to pass	2-15	3-19	RED ZONE EFFICIENCY	3-4-75%	2-3-67%
Gross yards passing	209	179	GOAL TO GO EFFICIENCY	3-4-75%	2-2-100%
PASS ATTEMPTS-COMPLETIONS-HAD INTERCEPTED	40-21-2	23-12-1	SAFETIES	0	0
Average gain per pass play (inc. # thrown passing)	4.6	6.2	FINAL SCORE	23	24
KICKOFFS Number-In End Zone-Touchbacks	5-2-2	5-2-1	TIME OF POSSESSION	30:09	29:51
PUNTS Number and Average	5-45.8	6-42.7			
Had Blocked	0	0			

BRONCOS DEFENSIVE STATISTICS

(based on coaches' film review)																	
PLAYER	UT	A	TT	S-YDS	I-YDS	PD	FF	FR	PLAYER	UT	A	TT	S-YDS	I-YDS	PD	FF	FR
D. Foxworth	12	2	14	0-0	0-0	0	1	0	Da. Williams	5	0	5	0-0	1-0	3	1	0
E. Ekuban	9	1	10	1-6	0-0	1	0	0	K. Lang	2	2	4	1-9	0-0	0	0	0
J. Lynch	6	2	8	0-0	0-0	1	1	0	P. Chukwurah	1	2	3	0-0	0-0	0	0	0
C. Bailey	6	1	7	0-0	1-20	2	0	1	C. Cox	2	0	2	0-0	0-0	1	0	0
A. Wilson	4	3	7	0-0	0-0	0	0	0	J. Engelberger	1	1	2	0-0	0-0	0	0	0
I. Gold	4	2	6	0-0	0-0	0	0	0	K. Paymah	2	0	2	0-0	0-0	1	0	0
M. Myers	5	1	6	0-0	0-0	0	0	0	D. Veal	0	1	1	0-0	0-0	0	0	0
G. Warren	3	3	6	0-0	0-0	0	0	0	E. Dumerville	0	0	0	0-0	0-0	0	1	1
TEAM TOTALS									62	21	83	2-5	2-20	9	4	2	



San Francisco 26, Denver 23 OT

Sunday, Dec. 31, 2006 • 2:16 p.m. MST • INVESCO Field at Mile High • Denver

WEATHER: Sunny, 32° (wind chill 28°), Wind NW 4 mph • TIME: 3:46 • ATTENDANCE: 75,555

The Denver Broncos saw their 2006 season come to an end on Sunday when the San Francisco 49ers rallied from a 13-0 deficit to defeat them 26-23 in overtime in front of 75,555 fans at INVESCO Field at Mile High. Denver entered the game needing only a victory to clinch a playoff berth for a franchise-record fourth consecutive season but was unable to capitalize on several scoring opportunities as the club went 1-for-4 on scoring touchdowns in the red zone, including an 0-for-3 rate in goal-to-go situations.

Broncos running back Tatum Bell eclipsed the 1,000-yard rushing mark for the season for the first time in his career with 48 yards on the ground against San Francisco. He finished the year with 1,025 yards to mark Denver's 18th individual 1,000-yard rushing season in club history as well as its NFL-best 11th such campaign since 1995.

Quarterback Jay Cutler, making his fifth career start, threw for 230 yards on 21-of-32 (65.6%) passing with one touchdown and one interception. He finished his rookie season with the second-highest TD percentage (6.6) among all NFL rookies since 1970.

Denver cornerback Champ Bailey posted his 10th interception of the year, returning the takeaway 70 yards for his fourth career interception return for a touchdown. Bailey's 10 interceptions for the season marked the second most by a Broncos in club history.

Leading 3-0 to start the second quarter, the Broncos added to their advantage with Jason Elam's second field goal of the game (21 yds.) with 11:19 left before halftime. Bailey intercepted Alex Smith and raced 70 yards for a touchdown to extend Denver's lead to 13-0 with 2:09 remaining in the first half. San Francisco added a Joe Nedney 46-yard field goal to trim its deficit to 13-3 at the half.

San Francisco opened the third quarter with a 32-yard touchdown pass from Smith to fullback Moran Norris on the first drive of the period. Cornerback Walt Harris intercepted Cutler on the ensuing series, returning the takeaway 28 yards for a touchdown that gave San Francisco its first lead of the game, 17-13, with 6:25 remaining in the third quarter.

Elam's 22-yard field goal late in the third quarter was answered by a 29-yard Nedney boot early in the fourth quarter that kept the 49ers ahead 4, 20-16. The 49ers extended their lead to 23-16 with 6:14 left in the game on Nedney's 46-yard field goal.

Cutler drove the Broncos 80 yards and found tight end Tony Scheffler for a 9-yard touchdown with 1:30 remaining in the game, sending the contest into overtime tied at 23.

Denver was unable to get into scoring position on two drives in overtime after winning the coin toss to start the extra period. With 1:56 left in overtime, Nedney capped off a 43-yard drive by connecting on a 36-yard field goal for the win to eliminate the Broncos from postseason contention.

OFFICIALS:

Referee — Larry Nemmers (20); **Umpire** — Undrey Wash (96); **Head Linesman** — Mark Baltz (26); **Line Judge** — Michael Spanier (90); **Side Judge** — Carl Cheffers (51); **Field Judge** — Mike Weir (50); **Back Judge** — Dino Paganelli (105); **Replay** — Jim Blackwood.

	1	2	3	4	OT	TOTAL	FIELD GOALS (made /) & missed)
VISITOR	San Francisco 49ers	0	3	14	6	3	26
HOME	Denver Broncos	3	10	3	7	0	23

Team	Qtr	Clock Time	PLAY DESCRIPTION (Extra Point) (Drive Info)	SCORE Visitor Home
BRONCOS	1	0:43	J. Elam 22 yd. Field Goal (7-36, 4:14)	0 3
BRONCOS	2	11:19	J. Elam 21 yd. Field Goal (6-56, 3:17)	0 6
BRONCOS	2	2:09	C. Bailey 70 yd. interception return (J. Elam kick)	0 13
49ERS	2	0:04	J. Nedney 46 yd. Field Goal (10-37, 2:05)	3 13
49ERS	3	7:52	M. Norris 32 yd. pass from A. Smith (J. Nedney kick) (12-76, 7:08)	10 13
49ERS	3	6:25	W. Harris 28 yd. interception return (J. Nedney kick)	17 13
BRONCOS	3	1:45	J. Elam 22 yd. Field Goal (9-46, 4:40)	17 16
49ERS	4	11:57	J. Nedney 29 yd. Field Goal (9-58, 4:48)	20 16
49ERS	4	6:14	J. Nedney 46 yd. Field Goal (5-13, 2:16)	23 16
BRONCOS	4	1:30	T. Scheffler 9 yd. pass from J. Cutler (J. Elam kick) (10-80, 4:44)	23 23
49ERS	5	1:56	J. Nedney 36 yd. Field Goal (7-43, 2:32)	26 23

DENVER BRONCOS

OFFENSE				DEFENSE			
WR	80	R. Smith	LE	76	K. Lang		
LT	64	E. Pears	LT	96	M. Myers		
LG	50	B. Hamilton	RT	61	G. Warren		
C	66	T. Nalen	RE	91	E. Ekuban		
RG	65	C. Carlisle	WLB	52	I. Gold		
RT	72	G. Foster	MLB	58	N. Webster		
TE	88	T. Scheffler	SLB	55	DJ. Williams		
WR	84	J. Walker	LCB	24	C. Bailey		
QB	6	J. Cutler	RCB	40	C. Cox		
RB	26	T. Bell	SS	22	D. Foxworth		
FB	39	K. Johnson	FS	47	J. Lynch		

BRONCOS SUBSTITUTIONS: K 1 J. Elam, P/K 3 P. Ernster, WR 11 Q. Morgan, WR 15 B. Marshall, QB 16 J. Plummer, RB 20 M. Bell, S 21 H. Abdullah, CB 27 Da. Williams, S 31 Q. Harris, S 38 S. Cargile, CB 41 K. Paymah, LB 53 L. Green, DE 54 P. Chukwurah, DE 60 J. Engelberger, C/G 62 C. Myers, TE 82 S. Alexander, TE/LB 83 M. Leach, WR 87 D. Kircus, TE 89 N. Jackson, DL 92 E. Dumervil, DT 97 D. Veal. **DID NOT PLAY:** LB A. Wilson, T 75 A. Meadows. **INACTIVE:** WR 19 B. Clark, RB 29 D. Nash, RB 34 C. Cobbs, LB 55 K. Burns, G 73 C. Kuper, TE 85 C. Mustard, DE 90 K. Peterson, DT 93 A. Burton.

SAN FRANCISCO 49ERS

OFFENSE				DEFENSE			
WR	84	B. Gilmore	LE	97	B. Young		
LT	68	A. Snyder	LT	90	I. Sopoaga		
LG	71	L. Allen	RT	94	M. Douglas		
C	69	T. Wragge	RE	96	M. Oliver		
RG	65	J. Smiley	LLB	99	M. Lawson		
RT	77	K. Harris	MLB	53	J. Ulbrich		
TE	85	V. Davis	RLB	56	B. Moore		
TE	47	B. Bajema	CB	36	S. Spencer		
QB	11	A. Smith	CB	27	W. Harris		
RB	21	F. Gore	SS	26	M. Roman		
FB	40	M. Norris	FS	28	K. Lewis		

49ERS SUBSTITUTIONS: P 4 A. Lee, K 6 J. Nedney, WR 17 B. Williams, S 20 M. Adams, CB 22 B. Tucker, S 23 M. Hudson, RB 24 M. Robinson, S 25 C. Williams, S 35 D. Cooper, RB 43 M. Hicks, LB 54 R. Green, LB 55 H. Navies, LB 59 R. Williams, G 64 D. Baas, TE 82 E. Johnson, WR 83 A. Battle, TE/LB 86 B. Jennings, WR 88 T. Jacobs, DT 91 A. Adams, DT 95 D. Duckett. **DID NOT PLAY:** QB 12 T. Diller, T 76 H. Dahl, T 78 P. Estes. **INACTIVE:** QB 13 S. Hill, FB 44 C. Hetherington, TE 46 D. Walker, LB 50 D. Smith, G 74 N. Steitz, T 75 J. Jennings, DT 92 L. Legree.

FINAL INDIVIDUAL STATISTICS

San Francisco 49ers													Denver Broncos												
RUSHING				ATT	YDS	AVG	LG	TD	RUSHING				ATT	YDS	AVG	LG	TD								
F. Gore				31	153	4.9	24	0	M. Bell				11	66	6.0	46	0								
B. Gilmore				1	20	20.0	20	0	T. Bell				12	48	4.0	11	0								
A. Smith				3	8	2.7	5	0	J. Plummer				2	2	1.0	3	0								
M. Norris				2	8	4.0	4	0	J. Cutler				2	-1	-0.5	0	0								
A. Battle				1	4	4.0	4	0																	
V. Davis				1	-4	-4.0	-4	0																	
TOTAL				39	189	4.8	24	0	TOTAL				27	115	4.3	46	0								
PASSING				ATT	CMP	YDS	TKD/YD	TD	LG	IN	Rtg.	PASSING				ATT	CMP	YDS	TKD/YD	TD	LG	IN	Rtg.		
A. Smith				32	17	194	4/23	1	35	1	69.0	J. Cutler				32	21	230	2/17	1	29	1	84.1		
M. Robinson				1	0	0	0/0	0	0	0	39.6	J. Plummer				2	0	0	0/3	0	0	1	0.0		
TOTAL				33	17	194	4/23	1	35	1	67.0	TOTAL				34	21	230	3/20	1	29	2	67.0		
PASS RECEIVING				NO	YDS	AVG	LG	TD	PASS RECEIVING				NO	YDS	AVG	LG	TD								
A. Battle				4	56	14.0	35	0	R. Smith				5	59	11.8	15	0								
V. Davis				3	16	5.3	6	0	J. Walker				4	25	6.3	10	0								
F. Gore				2	32	16.0	26	0	T. Scheffler				3	54	18.0	29	1								
M. Robinson				2	19	9.5	12	0	M. Bell				3	34	11.3	24	0								
T. Jacobs				2	15	7.5	10	0	T. Bell				3	27	9.0	15	0								
E. Johnson				2	10	5.0	7	0	B. Marshall				2	20	10.0	19	0								
M. Norris				1	32	32.0	32	1	D. Kircus				1	11	11.0	11	0								
B. Gilmore				1	14	14.0	14	0	TOTAL				21	230	11.0	29	1								
TOTAL				17	194	11.4	35	1	TOTAL																
INTERCEPTIONS				NO	YDS	AVG	LG	TD	INTERCEPTIONS				NO	YDS	AVG	LG	TD								
W. Harris				2	70	35.0	42	1	C. Bailey				1	70	70.0	70	1								
TOTAL				2	70	35.0	42	1	TOTAL				1	70	70.0	70	1								
PUNTING				NO	YDS	AVG	NET	TB	IN20	LG	PUNTING				NO	YDS	AVG	NET	TB	IN20	LG				
A. Lee				7	307	43.9	33.3	1	4	58	P. Ernster				6	252	42.0	35.8	1	2	54				
TOTAL				7	307	43.9	33.3	1	4	58	TOTAL				6	252	42.0	35.8	1	2	54				
PUNT RETURNS				NO	YDS	AVG	FC	LG	TD	PUNT RETURNS				NO	YDS	AVG	FC	LG	TD						
B. Williams				3	17	5.7	0	12	0	Da. Williams				2	50	25.0	0	34	0						
[DOWNED]				1	0	0.0	0	—	0	D. Kircus				4	4	4.0	3	4	0						
[TOUCHBACK]				1	0	0.0	0	—	0	[TOUCHBACK]				1	0	0.0	0	—	0						
RETURNS				3	17	5.7	1	12	0	RETURNS				3	54	18.0	3	34	0						
KICKOFF RETURNS				NO	YDS	AVG	FC	LG	TD	KICKOFF RETURNS				NO	YDS	AVG	FC	LG	TD						
M. Hicks				6	152	25.3	0	36	0	O. Morgan				4	130	32.5	0	46	0						
RETURNS				6	152	25.3	0	36	0	[TOUCHBACK]				3	0	0.0	0	—	0						
RETURNS				6	152	25.3	0	36	0	RETURNS				4	130	32.5	0	46	0						
San Francisco 49ers													Denver Broncos												
FUMBLES				Fum	Lost	Own Rec.	Yds	TD	FF	Opp. Rec.	Yds	TD	Own Rec.	Fum	Lost	Own Rec.	Yds	TD	FF	Opp. Rec.	Yds	TD	Own Rec.		
A. Smith				2	0	1	-3	0	0	0	0	0	1	J. Cutler				1	0	1	0	0	0	0	0
W. Harris				1	0	0	0	0	0	0	0	0	0	T. Bell				1	0	0	0	0	0	0	0
B. Williams				1	0	0	0	0	0	0	0	0	0	DJ. Williams				0	0	0	0	1	0	0	0
V. Davis				0	0	1	0	0	0	0	0	0	0	K. Johnson				0	0	0	0	1	0	0	0
S. Spencer				0	0	0	0	0	1	0	0	0	0	B. Marshall				0	0	0	0	1	0	0	0
TOTAL				4	0	2	-3	0	1	1	0	0	2	TOTAL				2	1	1	0	3	0	0	0



BRONCOS BREAKDOWN BY POSITION

Players listed alphabetically

OFFENSE

QUARTERBACK

Jay Cutler
Darrell Hackney
Preston Parsons
Patrick Ramsey

RUNNING BACK

Mike Bell
Thump Belton
Troy Fleming
Andre Hall
Travis Henry
Kyle Johnson
Cecil Sapp
Paul Smith
Selvin Young

WIDE RECEIVER

Brian Clark
Domenik Hixon
David Kircus
Brandon Marshall
Glenn Martinez
Marquay McDaniel
Quincy Morgan
Rod Smith
Brandon Stokley
David Terrell
Javon Walker

TIGHT END

Stephen Alexander
Daniel Graham
Nate Jackson
Teyo Johnson
Mike Leach
Chad Mustard
Tony Scheffler

GUARD

Mark Fenton
Ben Hamilton
Montrae Holland
Chris Kuper
Kevin McAlmont
Chris Myers

CENTER

Greg Eslinger
Ben Hamilton
Chris Myers
Tom Nalen

TACKLE

Ryan Harris
Matt Lepsis
Adam Meadows
Doug Nienhuis
Erik Pears
Jacob Rogers

DEFENSE

SAFETY

Hamza Abdullah
Sam Brandon
Steve Cargile
Curome Cox
Nick Ferguson
Quentin Harris
John Lynch
Roderick Rogers

DEFENSIVE END

Tim Crowder
Elvis Dumervil
Ebenezer Ekuban
John Engelberger
Carlos Hall
Kenard Lang
Jarvis Moss
Kenny Peterson

LINEBACKER

Ian Gold
Louis Green
Warrick Holdman
T.J. Hollowell
D.D. Lewis
Eddie Moore
Cameron Vaughn
Nate Webster
D.J. Williams

DEFENSIVE TACKLE

Sam Adams
Antwon Burton
Amon Gordon
Steven Harris
Jimmy Kennedy
Alvin McKinley
Marcus Thomas
Demetris Veal
Gerard Warren

CORNERBACK

Champ Bailey
Dré Bly
Dominique Foxworth
Karl Paymah
Lamont Reid
Jeff Shoate

SPECIAL TEAMS

PUNTER

Paul Ernster
Todd Sauerbrun

PLACE KICKER

Jason Elam
Brandon Pace

SNAPPER (PUNTS)

Chris Kuper
Mike Leach
Chris Myers
Tony Scheffler

SNAPPER (KICKS)

Chris Kuper
Mike Leach
Matt Lepsis
Chris Myers
Tony Scheffler

HOLDER

Jay Cutler
Paul Ernster
Patrick Ramsey
Todd Sauerbrun

KICKOFF RETURNS

Mike Bell
Brian Clark
Andre Hall
Domenik Hixon
David Kircus
Brandon Marshall
Marquay McDaniel
Quincy Morgan

PUNT RETURNS

Domenik Hixon
David Kircus
Brandon Marshall
Glenn Martinez
Marquay McDaniel
Quincy Morgan
Rod Smith

Rookies and first-year free agents in italics
Players may be listed at more than one position
Position assignments are tentative as of June 11, 2007

PRONUNCIATION GUIDE

Hamza Abdullah (AHM-zah)
Antwon Burton (ANN-TWAHN)
Steve Cargile (car-GUY-ell)
Curome Cox (ker-OME)
Elvis **Dumervil** (doo-mehr-vill)

Ebenezer Ekuban (EK-you-BON)
Jason **Elam** (EE-lum)
Amon Gordon (ah-MAHN)
Domenik Hixon (DAH-mehn-ik)
Teyo Johnson (TAY-oh)

David **Kircus** (KIHR-kus)
Chris **Kuper** (KOO-pehr)
Kenard Lang (kehr-ARD)
Marquay McDaniel (mar-KWAY)
Doug **Nienhuis** (NINE-house)

Erik **Pears** (PEERS)
Jeff **Shoate** (SHOTE)
David **Terrell** (teh-REHL)
Demetris Veal (deh-ME-trin)

DENVER BRONCOS 2007 VETERAN ROSTER (AS OF JUNE 11, 2007)

No.	Player	Pos.	Ht.	Wt.	Birthdate	NFL Exp.	College	High School Hometown	How Acq.	2006 PS-DNP-WA	Numerical Roster
21	Abdullah, Hamza	S	6-2	216	8/20/83	3	Washington State	Pomona, Calif.	PS(TB)-'05	11-0-0-5	1 Jason Elam
95	Adams, Sam	DT	6-3	350	6/13/73	14	Texas A&M	Houston, Texas	FA-'07	16-16-0-0 [^]	2 Paul Erster
82	Alexander, Stephen	TE	6-4	250	11/7/75	10	Oklahoma	Chickasha, Okla.	UFA(Def)-'05	16-14-0-0	3 Preston Parsons
24	Bailey, Champ	CB	6-0	192	6/22/78	9	Georgia	Folkston, Ga.	T(Was)-'04	16-16-0-0	5 Jay Cutler
30	Beil, Mike	RB	6-0	220	4/23/83	2	Arizona	Tolleson, Ariz.	CFA-'06	15-3-0-1	6 Patrick Ramsey
33	Belton, Thump	FB	6-0	232	6/1/81	2	Syracuse	Charlotte, N.C.	FA-'06	0-0-0-0	8 Todd Sauerbrun
32	Bly, Dré	CB	5-10	188	5/22/77	9	North Carolina	Chesapeake, Va.	T(Def)-'07	16-16-0-0 [^]	11 Quincy Morgan
42	Brandon, Sam	S	6-2	200	7/5/79	6	UNLV	Riverside, Calif.	DFA-'02	8-0-0-0	12 Domenik Hixon
93	Burton, Antwon	DT	6-2	318	6/11/83	3	Temple	Cheektowaga, N.Y.	CFA-'06	1-0-0-7	13 David Terrell
38	Cargile, Steve	S	6-2	210	6/2/82	3	Columbia	Bedford, Ohio	FA-'06	3-0-0-1	14 Brandon Stokley
86	Clark, Brian	WR	6-2	204	12/26/83	2	North Carolina State	Tampa, Fla.	CFA-'06	6-0-0-4	15 Brandon Marshall
40	Cox, Curume	S	6-1	204	2/28/81	3	Maryland	Washington, D.C.	FA-'04	16-4-0-0	17 Glenn Martinez
6	Cutler, Jay	QB	6-3	233	4/29/83	2	Vanderbilt	Lincoln City, Ind.	D1-'06	5-5-11-0	20 Travis Henry
92	Dumervil, Elvis	DE	5-11	250	1/19/84	2	Louisville	Miami, Fla.	D4b-'06	13-0-0-3	21 Hamza Abdullah
91	Ekuban, Ebenezer	DE	6-4	275	5/29/76	9	Hawaii	Bladensburg, Md.	T(Cle)-'05	15-15-0-1	22 Domenique Foxworth
1	Elam, Jason	K	5-11	200	3/8/70	15	Florida State	Ft. Walton Beach, Fla.	D3b-'93	16-0-0-0	24 Champ Bailey
30	Engelberger, John	P/K	6-0	217	1/26/82	3	Northern Arizona	Springfield, Va.	T(SF)-'05	16-1-0-0	25 Nick Ferguson
63	Erster, Paul	C	6-3	290	4/23/83	2	Minnesota	Glendale, Ariz.	D6-'06	0-0-0-0	26 Paul Smith
67	Eslinger, Greg	S	5-11	201	11/27/74	8	Georgia Tech	Bismarck, N.D.	FA-'03	0-0-0-0	28 Jeff Shoate
25	Ferguson, Nick	FB	6-0	245	10/1/80	3	Tennessee	Miami, Fla.	FA-'03	0-0-0-0	30 Mike Bell
34	Fleming, Troy	CB	5-11	180	3/27/83	3	Maryland	Franklin, Tenn.	FA-'07	0-0-0-0	31 Quentin Harris
22	Foxworth, Dominique	CB	5-11	223	8/23/78	8	Michigan	Catonsville, Md.	D3b-'05	16-5-0-0	32 Dré Bly
52	Gold, Ian	LB	6-0	230	10/13/81	3	Stanford	Belleville, Mich.	FA-'05	15-15-0-1	33 Thump Belton
63	Gordon, Amon	DT	6-2	305	10/18/76	8	Colorado	San Diego, Calif.	FA-'07	0-0-0-0	34 Troy Fleming
89	Graham, Daniel	TE	6-3	257	11/16/78	6	Alcorn State	Denver, Colo.	UFA(NE)-'07	12-11-0-4 [^]	37 Cecil Sapp
53	Green, Louis	LB	6-3	228	9/23/79	4	Arkansas	Fayette, Miss.	FA-'03	16-0-0-0	38 Steve Cargile
98	Hall, Carlos	DE	6-4	259	1/16/79	5	Minnesota	Marianna, Ark.	FA-'07	0-0-0-0	39 Kyle Johnson
50	Hamilton, Ben	G/C	6-4	283	8/18/77	7	Syracuse	Minneapolis, Minn.	D4a-'01	16-16-0-0	40 Curume Cox
31	Harris, Quentin	S	6-1	213	1/26/77	6	Tennessee	Kingston, Pa.	FA-'06	6-0-0-0	41 Karl Paymah
20	Henry, Travis	RB	5-9	215	10/29/78	7	Akron	Frostproof, Fla.	FA-'07	14-13-0-2 [^]	42 Sam Brandon
12	Hixon, Domenik	WR	6-2	185	10/8/84	2	Texas A&M	Columbus, Ohio	D4c-'06	0-0-0-0	45 Lamont Reid
56	Holdman, Warrick	LB	6-1	243	11/22/75	9	Florida State	Alief, Texas	UFA(Was)-'07	16-16-0-0 [^]	47 John Lynch
70	Holland, Montreae	G	6-2	322	5/21/80	5	Nebraska	Ore City, Texas	UFA(NO)-'07	8-0-0-8 [^]	49 Tejo Johnson
57	Hollowell, T.J.	LB	6-0	235	4/8/81	3	Memphis	Copperas Cove, Texas	FA-'07	0-0-0-0	50 Ben Hamilton
81	Jackson, Nate	TE	6-3	235	6/4/79	5	Memphis	San Jose, Calif.	T(SF)-'03	11-0-0-5	51 Eddie Moore
39	Johnson, Kyle	FB	6-0	242	12/15/78	5	Syracuse	Woodbridge, N.J.	FA-'03	14-7-0-2	52 Ian Gold

49	Johnson, Teyo	TE	6-6	245	11/29/81	4	Stanford	San Diego, Calif.	FA-'07	0-0-0-0	53 Louis Green
79	Kennedy, Jimmy	DT	6-4	320	11/15/79	5	Penn State	Yonkers, N.Y.	T(SU)-'07	16-16-0-0 [^]	54 D.D. Lewis
87	Kircus, David	WR	6-2	192	2/19/80	4	Grand Valley State	Imley City, Mich.	FA-'06	16-0-0-0	55 D.J. Williams
73	Kuper, Chris	G	6-4	302	12/19/82	2	North Dakota	Anchorage, Alaska	D5-'06	1-0-2-13	56 Warrick Holdman
76	Lang, Kenard	DE	6-3	264	1/31/75	11	Miami	Orlando, Fla.	FA-'06	16-16-0-0	57 T.J. Hollowell
83	Leach, Mike	TE/LS	6-2	245	10/18/76	8	William & Mary	Jefferson Township, N.J.	FA-'02	16-0-0-0	58 Nate Webster
78	Lepis, Matt	LB	6-1	290	1/13/74	11	Colorado	Conroe, Texas	CFA-'97	6-6-0-0	60 John Engelberger
54	Lewis, D.D.	T	6-1	241	1/8/79	6	Texas	Houston, Texas	UFA(Sea)-'07	5-1-0-8 [^]	61 Gerard Warren
47	Lynch, John	S	6-2	220	9/25/71	15	Stanford	Del Mar, Calif.	FA-'04	16-16-0-0	62 Chris Myers
15	Marshall, Brandon	WR	6-4	222	3/23/84	2	Central Florida	Lake Howell, Fla.	D4a-'06	15-1-0-1	63 Amon Gordon
17	Martinez, Glenn	WR	6-1	183	11/30/81	2	Saginaw Valley State	Auburndale, Fla.	FA-'07	0-0-0-0	64 Erik Pears
99	McKinley, Alvin	DT	6-3	294	6/9/78	8	Mississippi State	Weir, Miss.	UFA(Cle)-'07	14-14-0-2 [^]	66 Tom Nalen
75	Meadows, Adam	T	6-5	290	1/25/74	9	Georgia	Powder Springs, Ga.	FA-'06	3-3-4-9	67 Greg Eslinger
51	Moore, Eddie	LB	6-1	235	7/5/80	4	Tennessee	South Pittsburg, Tenn.	FA-'07	0-0-0-0	69 Jacob Rogers
11	Morgan, Quincy	WR	6-1	215	9/23/77	7	Kansas State	South Garland, Texas	FA-'06	7-0-0-7	70 Montreae Holland
85	Mustard, Chad	TE	6-6	277	10/8/77	4	North Dakota	Columbus, Neb.	FA-'06	12-4-0-4	71 Doug Nienhuis
62	Myers, Chris	C/G	6-4	300	9/15/81	3	Miami	Miami, Fla.	D6-'05	16-0-0-0	73 Chris Kuper
66	Nalen, Tom	C	6-3	286	5/13/71	14	Boston College	Foxboro, Mass.	D7c-'94	16-16-0-0	75 Adam Meadows
71	Nienhuis, Doug	T	6-6	307	2/16/82	2	Oregon State	Irvine, Calif.	FA-'06	0-0-0-0	76 Kenard Lang
5	Parsons, Preston	QB	6-4	235	2/19/79	3	Northern Arizona	Portland, Ore.	FA-'06	0-0-0-0	78 Matt Lepsis
41	Paymah, Karl	CB	6-0	200	11/29/82	3	Washington State	Culver City, Calif.	D3a-'05	16-0-0-0	79 Jimmy Kennedy
64	Pears, Erik	T	6-8	305	6/25/82	2	Colorado State	Denver, Colo.	CFA-'05	16-10-0-0	80 Rod Smith
90	Peterson, Kenny	DE	6-3	285	11/21/78	5	Ohio State	Canton, Ohio	FA-'06	3-0-0-9	81 Nate Jackson
8	Ramsey, Patrick	QB	6-2	225	2/14/79	6	Tulane	Ruston, La.	FA-'07	1-0-14-1 [^]	82 Stephen Alexander
45	Reid, Lamont	CB	5-11	195	5/4/82	2	North Carolina State	Concord, N.C.	FA-'07	0-0-0-0	83 Mike Leach
69	Rogers, Jacob	T	6-6	312	8/17/81	3	Southern California	Oxnard, Calif.	FA-'07	0-0-0-0	84 Javon Walker
37	Sapp, Cecil	RB	5-11	229	12/23/78	5	Colorado State	Miami, Fla.	CFA-'03	11-1-1-0	85 Chad Mustard
10	Sauerbrun, Todd	P	5-10	215	1/4/73	13	West Virginia	East Setauket, N.Y.	UFA(NE)-'07	2-0-0-0 [^]	86 Brian Clark
88	Scheffler, Tony	TE	6-5	250	2/15/83	2	Western Michigan	Morenci, Mich.	D2-'06	13-5-0-3	87 David Kircus
28	Shoate, Jeff	CB	5-10	180	3/23/81	3	San Diego State	San Diego, Calif.	D5-'04	0-0-0-0	88 Tony Scheffler
26	Smith, Paul	RB	5-11	237	1/31/78	8	Texas El Paso	El Paso, Texas	UFA(St)-'07	10-3-0-6 [^]	89 Daniel Graham
80	Smith, Rod	WR	6-0	200	5/15/70	13	Missouri Southern	Texarkana, Ark.	CFA-'94	16-16-0-0	90 Kenny Peterson
14	Stokley, Brandon	WR	5-11	197	6/23/76	9	Southwestern La.	Lafayette, La.	FA-'07	4-1-0-9 [^]	91 Ebenezer Ekuban
13	Terrell, David	WR	6-3	213	3/13/79	6	Michigan	Richmond, Va.	FA-'05	1-0-0-14	92 Elvis Dumervil
97	Val, Demetris	DT	6-2	288	8/11/81	5	Tennessee	Paramount, Calif.	PS(Bal)-'04	16-1-0-0	93 Antwon Burton
84	Walker, Javon	WR	6-3	209	10/14/78	6	Florida State	Lafayette, La.	T(GB)-'06	16-16-0-0	95 Sam Adams
61	Warren, Gerard	DT	6-4	325	7/25/78	7	Florida	Lake Butler, Fla.	T(Cle)-'05	15-15-0-1	97 Demetris Veal
58	Webster, Nate	LB	6-0	237	11/29/77	8	Miami	Miami, Fla.	UFA(Cin)-'06	3-2-1-12	98 Carlos Hall
55	Williams, D.J.	LB	6-1	242	7/20/82	4	Miami	Concord, Calif.	D1-'04	16-15-0-0	99 Alvin McKinley

[^] - Adams was with Cincinnati in '06; Bly was with Detroit in '06; Graham was with New England in '06; Henry was with Tennessee in '06; Holdman was with Washington in '06; Holland was with New Orleans in '06; Kennedy was with St. Louis in '06; Lewis was with Seattle in '06; McKinley was with Cleveland in '06; Ramsey was with N.Y. Jets in '06; Sauerbrun was with New England in '06; Smith was with St. Louis in '06; Stokley was with Indianapolis in '06.

KEY: CFA-college free agent; D-drafted; FA-acquired as unrestricted free agent; RFA-acquired as restricted free agent; UFA-acquired as unrestricted free agent; T-trade; W-waivers.

DENVER BRONCOS 2007 ROOKIE & FIRST-YEAR ROSTER

No.	Name	Pos.	Ht.	Wt.	Birthdate	Exp.	College	High School Hometown	How Acq.	Numerical Roster
96	Crowder, Tim	DE	6-4	270	6/30/85	R	Texas	Tyler, Texas	D2- '07	2
65	Fenton, Mark	G	6-4	295	11/14/83	R	Colorado	Los Angeles, Calif.	CFA- '07	4
4	Hackney, Darrell	QB	6-0	240	8/7/83	1	Alabama-Birmingham	Atlanta, Ga.	FA- '07	16
23	Hall, Andre	RB	5-10	205	8/20/82	1	South Florida	St. Petersburg, Fla.	FA- '06	23
74	Harris, Ryan	T	6-5	292	3/11/85	R	Notre Dame	St. Paul, Minn.	D3- '07	35
68	Harris, Steven	DT	6-5	285	8/14/84	R	Florida	Coral Gables, Fla.	CFA- '07	43
72	McAlmont, Kevin	G	6-1	320	7/24/84	1	Western Carolina	Union City, Ga.	FA- '07	59
16	McDaniel, Marquay	WR	5-10	205	4/20/84	R	Hampton	Virginia Beach, Va.	CFA- '07	65
94	Moss, Jarvis	DE	6-6	251	8/3/84	R	Florida	Denton, Texas	D1- '07	68
2	Pace, Brandon	K	5-10	194	11/11/83	R	Virginia Tech	Virginia Beach, Va.	CFA- '07	72
43	Rogers, Roderick	S	6-2	187	9/7/84	R	Wisconsin	Stone Mountain, Ga.	CFA- '07	74
77	Thomas, Marcus	DT	6-3	296	9/23/85	R	Florida	Jacksonville, Fla.	D4- '07	77
59	Vaughn, Cameron	LB	6-4	241	2/27/84	1	Louisiana State	Marrero, La.	CFA- '06	94
35	Young, Selvin	RB	5-11	207	10/1/83	R	Texas	Jersey City Village, Texas	CFA- '07	96

The term NFL ROOKIE is defined as a player who is in his first season of professional football and has not been on the roster of another professional football team for any regular-season or postseason games. A ROOKIE is designated by an "R" on NFL rosters. Players who have been active in another professional league or players who have NFL experience, including their preseason training camp or being on an Active List or Inactive List, or on Reserve / Physically Unable to Perform for fewer than six regular season games, are termed NFL First-Year Players. An NFL First-Year Player is designated by a "1" on NFL rosters. Thereafter, a player is credited with an additional year of experience for each season in which he accumulates six games on the Active List or Inactive List, or on Reserve/Injured or Reserve/Physically Unable to Perform.

BRONCOS TRANSACTIONS (JUNE 7, 2006-JUNE 11, 2007)

BY DATE			
7/8/06	Signed LB T.J. Hollowell		Signed C/G Rob Hunt to practice squad
7/24/06	Waived S Brandon Browner		Signed RB Damien Nash to practice squad
	Waived LB Josh Buhl		Signed QB Preston Parsons to practice squad
	Waived P Tyler Fredrickson		Signed CB Jeff Shoate to practice squad
	Waived DE George Gause		Signed LB Cameron Vaughn to practice squad
	Waived P Jeff Williams	9/18/06	Waived LB T.J. Hollowell (injury settlement)
7/26/06	Signed DE Elvis Dumervil (draft choice)		Waived WR Charlie Adams
	Signed C Greg Eslinger (draft choice)	10/10/06	Signed WR Quincy Morgan
	Signed WR Brandon Marshall (draft choice)	10/11/06	Released P Todd Sauerbrun
7/27/06	Signed P Micah Knorr		Placed DE Courtney Brown on reserve/injured (left knee)
	Signed QB Jay Cutler (draft choice)		Signed DE Kenny Peterson
	Signed WR Domenik Hixon (draft choice)	10/23/06	Placed T Matt Lepsis on reserve/injured (right knee)
	Signed G Chris Kuper (draft choice)		Signed WR Brian Clark from practice squad
	Signed TE Tony Scheffler (draft choice)	10/24/06	Signed T Doug Nienhuis to practice squad
7/29/06	Signed T Adam Meadows	11/7/06	Placed S Sam Brandon on reserve/injured (right knee)
8/3/06	Waived RB Marty Johnson		Waived WR Todd Devoe
	Signed RB Damien Nash	11/12/06	Signed DT Antwon Burton from the practice squad
8/17/06	Acquired undisclosed 2007 draft choice from Dallas in exchange for WR Charlie Adams		Signed RB Damien Nash from the practice squad
8/18/06	WR Charlie Adams reverts to Denver after failing his physical in Dallas	11/13/06	Signed S Steve Cargile to the practice squad
8/23/06	Acquired draft compensation (2007 third round pick) from Washington in exchange for WR Ashley Lelie, who was traded to Atlanta, which traded RB T.J. Duckett to Washington	11/21/06	Signed RB Andre Hall to the practice squad
8/29/06	Placed WR Domenik Hixon on reserve/non-foot ball injury (left foot)		Placed S Nick Ferguson on reserve/injured (left knee)
	Waived G P.J. Alexander	12/4/06	Signed S Quentin Harris
	Waived G Martin Bibla		Placed RB Cecil Sapp on reserve/injured (left fibular fracture)
	Waived T Javier Collins	12/7/06	Signed S Steve Cargile from the practice squad
	Waived T Cornell Green	1/1/07	Signed FB Thump Belton to practice squad
	Waived LB Kevin Harrison		Signed FB Troy Fleming to a future contract
	Waived/Injured LB T.J. Hollowell		Signed QB Darrell Hackney to a future contract
	Waived C/G Rob Hunt		Signed DE Carlos Hall to a future contract
	Waived DT Patrice Majondo-Mwamba		Signed LB T.J. Hollowell to a future contract
	Waived CB Willie Middlebrooks		Signed P Eddie Johnson to a future contract
	Waived FB Rashon Powers- Neal		Signed TE Teyo Johnson to a future contract
	Waived CB Antwaun Rogers		Signed G Kevin McAlmont to a future contract
	Waived DT Bryan Save		Signed CB Lamont Reid to a future contract
8/30/06	Placed LB T.J. Hollowell on reserve/injured (left calf)	1/4/07	Signed T Jacob Rogers to a future contract
9/2/06	Waived CB Roc Alexander		Signed LB Cameron Vaughn to a future contract
	Waived DT Antwon Burton		Signed FB Keith Belton to a future contract
	Waived WR Brian Clark		Signed CB Eric Hill to a future contract
	Waived S Tyler Everett	1/5/07	Signed WR Glenn Martinez to a future contract
	Waived DT Amon Gordon		Signed G Doug Nienhuis to a future contract
	Waived DE Corey Jackson	1/9/07	Signed RB Andre Hall to a future contract
	Waived RB Brandon Miree	1/16/07	Signed CB Jeff Shoate to a future contract
	Waived RB Damien Nash		Signed QB Preston Parsons to a future contract
	Waived QB Preston Parsons	3/2/07	Signed DT Amon Gordon to a future contract
	Waived CB Jeff Shoate		Signed LB Eddie Moore to a future contract
	Waived QB Bradlee Van Pelt		Acquired CB Dré Bly and a 2007 sixth-round draft choice from Detroit in exchange for RB Tatum Bell, T George Foster and a 2007 fifth-round draft choice
	Waived LB Cameron Vaughn	3/3/07	Traded QB Jake Plummer to Tampa Bay in exchange for a conditional 2008 draft choice
	Waived DE Khaleed Vaughn		Acquired DT Dan Wilkinson from Miami in exchange for a 2007 sixth-round draft choice (24th in round)
	Waived WR Darius Watts	3/5/07	Signed RB Travis Henry
	Waived LB Ray Wells		Signed G Montrae Holland as an unrestricted free agent (New Orleans)
	Waived G Taylor Whitley		Signed RB Paul Smith as an unrestricted free agent (St. Louis)
	Placed C Greg Eslinger on reserve/injured (right shoulder)		Signed TE Daniel Graham as an unrestricted free agent (New England)
	Placed P Todd Sauerbrun on reserve/suspended	3/9/07	Re-signed WR Quincy Morgan as an unrestricted free agent
	Released G Dwayne Carswell	3/12/07	Re-signed DE Kenny Peterson as an unrestricted free agent
	Released RB Ron Dayne	3/13/07	
	Released P/K Micah Knorr		
9/3/06	Released WR David Terrell		
	Signed DT Antwon Burton to practice squad		
	Signed WR Brian Clark to practice squad		
	Signed DT Amon Gordon to practice squad		

BRONCOS TRANSACTIONS (JUNE 7, 2006-JUNE 11, 2007), CONT.

3/19/07	Signed QB Patrick Ramsey
	Released DE Courtney Brown
3/20/07	Signed DT Alvin McKinley
3/22/07	Signed WR Brandon Stokley
3/31/07	Trade with Miami (3/3/07) declared null and void
4/12/07	Signed WR David Terrell
4/20/07	Signed P Todd Sauerbrun as an unrestricted free agent (New England)
4/24/07	Released LB Al Wilson
4/26/07	Signed LB Warrick Holdman as an unrestricted free agent (Washington)
	Signed LB D.D. Lewis as an unrestricted free agent (Seattle)
4/30/07	Waived P Eddie Johnson
5/1/07	Waived RB Cedric Cobbs
5/2/07	Signed G Tim Duckworth (CFA)
	Signed DT Steven Harris (CFA)
	Signed WR Marquay McDaniel (CFA)
	Signed S Roderick Rogers (CFA)
	Signed RB Selvin Young (CFA)
5/7/07	Waived G Tim Duckworth
	Signed C Mark Fenton (CFA)
	Signed K Brandon Pace (CFA)
5/14/07	Waived TE Landon Trusty
6/4/07	Signed DT Sam Adams
6/8/07	Acquired DT Jimmy Kennedy from St. Louis in exchange for an undisclosed 2008 NFL draft pick
	Waived CB Eric Hill

BY PLAYER

ADAMS, Charlie - WR

8/17/06	Traded to Dallas in exchange for an undisclosed 2007 draft choice
8/18/06	Reverts to Denver after failing physical in Dallas
9/18/06	Waived

ADAMS, Sam - DT

6/4/07	Signed
--------	--------

ALEXANDER, P.J. - G

8/29/06	Waived
---------	--------

ALEXANDER, Roc - CB

9/2/06	Waived
--------	--------

BELL, Tatum - RB

3/2/07	Traded to Detroit with T George Foster and a 2007 fifth-round draft choice in exchange for CB Dré Bly and a 2007 sixth-round draft choice
--------	---

BELTON, Thump - FB

12/7/06	Signed to practice squad
1/4/07	Signed to a future contract

BIBLA, Martin - G

8/29/06	Waived
---------	--------

BLY, Dré - CB

3/2/07	Acquired along with a 2007 sixth-round draft choice from Detroit in exchange for RB Tatum Bell, T George Foster and a 2007 fifth-round draft choice
--------	---

BRANDON, Sam - S

11/7/06	Placed on reserve/injured (right knee)
---------	--

BROWN, Courtney - DE

10/11/06	Placed on reserve/injured (left knee)
3/19/07	Released

BROWNER, Brandon - CB

7/24/06	Waived
---------	--------

BUHL, Josh - LB

7/24/06	Waived
---------	--------

BURTON, Antwon - DT

9/2/06	Waived
9/3/06	Signed to practice squad
11/12/06	Signed from practice squad

CARGILE, Steve - S

11/13/06	Signed to practice squad
12/7/06	Signed to active roster

CARSWELL, Dwayne - G

9/2/06	Released
--------	----------

CLARK, Brian - WR

9/2/06	Waived
9/3/06	Signed to practice squad
10/23/06	Signed from practice squad

COBBS, Cedric - RB

5/1/07	Waived
--------	--------

COLLINS, Javier - T

8/29/06	Waived
---------	--------

CUTLER, Jay - QB

7/27/06	Signed (draft choice)
---------	-----------------------

DAYNE, Ron - RB

9/2/06	Released
--------	----------

DEVOE, Todd - WR

11/12/06	Waived
----------	--------

DUCKWORTH, Tim - G

5/2/07	Signed (CFA)
--------	--------------

DUMERVIL, Elvis - DE

7/26/06	Signed (draft choice)
---------	-----------------------

ESLINGER, Greg - C

7/26/06	Signed (draft choice)
9/2/06	Placed on reserve/injured (right shoulder)

EVERETT, Tyler - S

9/2/06	Waived
--------	--------

FENTON, Mark - C

5/7/07	Signed (CFA)
--------	--------------

FERGUSON, Nick - S

11/21/06	Placed on reserve/injured (left knee)
----------	---------------------------------------

FLEMING, Troy - FB

1/1/07	Signed to a future contract
--------	-----------------------------

FOSTER, George - T

3/2/07	Traded to Detroit with RB Tatum Bell and a 2007 fifth-round draft choice in exchange for CB Dré Bly and a 2007 sixth-round draft choice
--------	---

FREDRICKSON, Tyler - P/K

7/24/06	Waived
---------	--------

GAUSE, George - DE

7/24/06	Waived
---------	--------

GORDON, Amon - DT

9/2/06	Waived
9/3/06	Signed to practice squad
1/16/07	Signed to a future contract

GRAHAM, Daniel - TE

3/9/07	Signed (UFA-New England)
--------	--------------------------

GREEN, Cornell - T

8/29/06	Waived
---------	--------

HACKNEY, Darrell - QB

1/1/07	Signed to a future contract
--------	-----------------------------

HALL, Andre - RB

11/13/06	Signed to practice squad
1/5/07	Signed to a future contract

HALL, Carlos - DE

1/1/07	Signed to a future contract
--------	-----------------------------

HARRISON, Kevin - LB

8/29/06	Waived
---------	--------

HARRIS, Quentin - S

11/21/06	Signed
----------	--------

HARRIS, Steven - DT

5/2/07	Signed (CFA)
--------	--------------

HENRY, Travis - RB

3/5/07	Signed
--------	--------

HILL, Eric - CB

1/4/07	Signed to a future contract
6/8/07	Waived

HIXON, Domenik - WR

7/27/06	Signed (draft choice)
8/29/06	Placed on reserve/non-football injured (left foot)

HOLDMAN, Warrick - LB

4/26/07	Signed (UFA-Washington)
---------	-------------------------

HOLLAND, Montae - G

3/5/07	Signed (UFA-New Orleans)
--------	--------------------------

HOLLOWELL, T.J. - LB

7/8/06	Signed
8/29/06	Waived/Injured
8/30/06	Placed on reserve/injured (left calf)
9/3/06	Waived (injury settlement)
1/1/07	Signed to a future contract

HUNT, Rob - G/C

8/29/06	Waived
9/3/06	Signed to practice squad

JACKSON, Corey - DE

9/2/06	Waived
--------	--------

JOHNSON, Eddie - P

1/1/07	Signed to a future contract
--------	-----------------------------

JOHNSON, Marty - RB

8/3/06	Waived
--------	--------

JOHNSON, Teyo - TE

1/1/07	Signed to a future contract
--------	-----------------------------

KENNEDY, Jimmy - DT

6/8/07	Acquired from St. Louis in exchange for an undisclosed 2008 NFL draft choice
--------	--

KNORR, Micah - P

7/27/06	Signed
---------	--------

KUPER, Chris - G

7/27/06	Signed (draft choice)
---------	-----------------------

LEPSIS, Matt - T

10/23/06	Placed on reserve/injured (right knee)
----------	--

LELIE, Ashley - WR

8/23/06	Traded to Atlanta, which traded RB T.J. Duckett to Washington, which traded draft compensation (2007 third round pick) to Denver
---------	--

LEWIS, D.D. - LB

4/26/07	Signed (UFA-Seattle)
---------	----------------------

MAJONDO-MWAMBA, Patrice - DL

8/29/06	Waived
---------	--------

MARSHALL, Brandon - WR

7/26/06	Signed (draft choice)
---------	-----------------------

MARTINEZ, Glenn - WR

1/4/07	Signed to a future contract
--------	-----------------------------

McALMONT, Kevin - G

1/1/07	Signed to a future contract
--------	-----------------------------

McDANIEL, Marquay - WR

5/2/07	Signed (CFA)
--------	--------------

McKINLEY, Alvin - DT

3/20/07	Signed (UFA-Cleveland)
---------	------------------------

MEADOWS, Adam - T

7/29/06	Signed
---------	--------

MIDDLEBROOKS, Willie - CB

8/29/06	Waived
---------	--------

MIRÉE, Brandon - RB

9/2/06	Waived
--------	--------

MOORE, Eddie - LB

1/16/07	Signed to a future contract
---------	-----------------------------

MORGAN, Quincy - WR

9/18/06	Signed
---------	--------

NASH, Damien - RB

8/3/06	Signed
9/2/06	Waived
9/3/06	Signed to practice squad

NIENHUIS, Doug - T

11/12/06	Signed from practice squad
10/24/06	Signed to practice squad
1/4/07	Signed to a future contract

PAGE, Brandon - K

5/7/07	Signed (CFA)
--------	--------------

PARSONS, Preston - QB

9/2/06	Waived
9/3/06	Signed to practice squad
1/9/07	Signed to a future contract

PETERSON, Kenny - DE

10/11/06	Signed
----------	--------

PLUMMER, Jake - QB

3/3/07	Traded to Tampa Bay in exchange for a conditional 2008 draft choice
--------	---

POWERS-NEAL, Rashon - FB

8/29/06	Waived
---------	--------

RAMSEY, Patrick - QB

3/19/07	Signed
---------	--------

REID, Lamont - CB

1/1/07	Signed to a future contract
--------	-----------------------------

ROGERS, Antwaun - CB

8/29/06	Waived
---------	--------

ROGERS, Jacob - T

1/1/07	Signed to a future contract
--------	-----------------------------

ROGERS, Roderick - S

5/2/07	Signed (CFA)
--------	--------------

SAPP, Cecil - RB

12/4/06	Placed on reserve/injured (left fibular fracture)
---------	---

SAUERBRUN, Todd - P

9/2/06	Placed on reserve/suspended
10/10/06	Released

SAVE, Bryan - DT

8/29/06	Waived
---------	--------

SCHEFFLER, Tony - TE

7/27/06	Signed (draft choice)
---------	-----------------------

SHOATE, Jeff - CB

9/2/06	Waived
9/3/06	Signed to practice squad

SMITH, Paul - RB

1/5/07	Signed to a future contract
--------	-----------------------------

STOKLEY, Brandon - WR

3/22/07	Signed
---------	--------

TERRELL, David - WR

9/2/06	Released
4/12/07	Signed

TRUSTY, Landon - TE

5/14/07	Waived
---------	--------

VAN PELT, Bradlee - QB

9/2/06	Waived
--------	--------

VAUGHN, Cameron - LB

9/2/06	Waived
9/3/06	Signed to practice squad

VAUGHN, Khaleed - DE

1/1/07	Signed to a future contract
--------	-----------------------------

WATTS, Darius - WR

9/2/06	Waived
--------	--------

WELLS, Ray - LB

9/2/06	Waived
--------	--------

HOW THE BRONCOS ARE BUILT

YEAR	DRAFT/COLLEGE FREE AGENT	TRADES	FREE AGENTS/WAIVERS
1993 9-7 3rd AFC West	K Jason Elam (3b)		
1994 7-9 4th AFC West	C Tom Nalen (7c) WR Rod Smith (CFA)		
1995 8-8 4th AFC West			
1996 13-3 1st AFC West			
1997 12-4 2nd AFC West World Champions	T Matt Lepsis (CFA)		
1998 14-2 1st AFC West World Champions			
1999 6-10 5th AFC West			
2000 11-5 2nd AFC West			
2001 8-8 3rd AFC West	C Ben Hamilton (4a)		
2002 9-7 2nd AFC West	S Sam Brandon (4)		FB Kyle Johnson** TE/LS Mike Leach
2003 10-6 2nd AFC West	RB Cecil Sapp (CFA)	TE Nate Jackson** (S.F.)	S Nick Ferguson*** LB Louis Green**
2004 10-6 2nd AFC West	LB D.J. Williams (1) CB Jeff Shoate (5)	WR Champ Bailey** (Was)	CB Curome Cox** S John Lynch** DT Demetrian Veal**
2005 13-3 1st AFC West	CB Karl Paymah (3a) CB Dominique Foxworth (3b) G Chris Myers (6) P/K Paul Ernster (7) T Erik Pears (CFA)	DE Ebenezer Ekuban** (Cle) DE John Engelberger** (SF) DT Gerard Warren** (Cle)	S Hamza Abdullah** TE Stephen Alexander*** LB Ian Gold** (D2a-2000)
2006 9-7 3rd AFC West	QB Jay Cutler (1) TE Tony Scheffler (2) WR Brandon Marshall (4a) DE Elvis Dumervil (4b) WR Domenik Hixon (4c) G Chris Kuper (5) C Greg Eslinger (6) RB Mike Bell (CFA) DT Antwon Burton (CFA) WR Brian Clark (CFA) LB Cameron Vaughn (CFA)	WR Javon Walker** (GB)	FB Thump Belton** S Steve Cargile** DT Amon Gordon** RB Andre Hall** S Quentin Harris** WR David Kircus** DE Kenard Lang** T Adam Meadows** WR Quincy Morgan** TE Chad Mustard** G Doug Nienhuis** QB Preston Parsons** DE Kenny Peterson** LB Nate Webster**
2007	DE Jarvis Moss (1) DE Tim Crowder (2) T Ryan Harris (3) DT Marcus Thomas (4) G Mark Fenton (CFA) DT Steven Harris (CFA) WR Marquay McDaniel (CFA) K Brandon Pace (CFA) S Roderick Rogers (CFA) RB Selvin Young (CFA)	CB Dré Bly** (Det) DT Jimmy Kennedy** (Stl)	DT Sam Adams** FB Troy Fleming** TE Daniel Graham*** (UFA-NE) QB Darrell Hackney** DE Carlos Hall** RB Travis Henry** G Montreae Holland*** (UFA-NO) LB Warrick Holdman*** (UFA-Was) LB T.J. Hollowell** TE Tevo Johnson** LB D.D. Lewis*** (UFA-Sea) WR Glenn Martinez** G Kevin McAlmont** DT Alvin McKinley** (UFA-Cle) LB Eddie Moore** QB Patrick Ramsey** CB Lamont Reid** T Jacob Rogers** P Todd Sauerbrun*** (UFA-NE) RB Paul Smith*** (UFA-Stl) WR Brandon Stokley** WR David Terrell**

Number in parentheses after draft choice indicates the round in which the player was taken.


* - indicates player was a rookie free agent when he joined the Broncos.

** - indicates player was an NFL veteran or had been in other camps before joining the Broncos.

*** - indicates player was an unrestricted free agent who had not been released by previous team.

PUP - indicates player is on Physically Unable to Perform List.

NFI - indicates player is on Reserve/Non-Football Injury List.



ALL-TIME GAME RESULTS

(*indicates night game)

1960

HEAD COACH: Frank Filchock

PRESEASON (0-5)

Day/Date	Score	W/L	Opponent	Location	Attend.
Fri., Aug. 5*	6-43	L	Boston Patriots	Providence, R.I.	4,706
Sat., Aug. 13*	14-31	L	Buffalo Bills	Rochester, N.Y.	6,200
Sat., Aug. 20*	3-42	L	Houston Oilers	Jeppesen Stadium	19,500
Sat., Aug. 27*	0-48	L	Dallas Texans	Little Rock, Ark.	5,500
Sat., Sept. 3*	30-36	L	Los Angeles Chargers	Los Angeles Coliseum	21,516
	53-192				57,422

REGULAR SEASON (4-9-1 overall / 4th AFL West / 2-4-1 home / 2-5 away)

Day/Date	Score	W/L	Opponent	Location	Attend.	Temp.	Den. QB	Opp. QB
Fri., Sept. 9*	13-10	W	Boston Patriots	Boston Univ. Field	21,597	78°	Trippuca	Songin
Sun., Sept. 18	27-21	W	Buffalo Bills	War Memorial Stadium	15,229	62°	Trippuca	O'Connell
Fri., Sept. 23*	24-28	L	New York Titans	Polo Grounds	20,462	70°	Trippuca	Dorow
Sun., Oct. 2	31-14	W	Oakland Raiders	Bears Stadium	18,372	71°	Trippuca	Parilli
Sun., Oct. 16	19-23	L	Los Angeles Chargers	Bears Stadium	19,141	57°	Trippuca	Kemp
Sun., Oct. 23	31-24	W	Boston Patriots	Bears Stadium	12,683	69°	Trippuca	Songin
Sun., Oct. 30	14-17	L	Dallas Texans	Bears Stadium	13,002	45°	Trippuca	Davidson
Sun., Nov. 6	29-45	L	Houston Oilers	Bears Stadium	14,489	53°	Trippuca	Blanda
Sun., Nov. 13	7-34	L	Dallas Texans	Cotton Bowl	21,000	68°	Trippuca	Davidson
Sun., Nov. 20	10-20	L	Houston Oilers	Jeppesen Stadium	20,778	68°	Trippuca	Lee
Sun., Nov. 27	38-38	T	Buffalo Bills	Bears Stadium	7,785	37°	Trippuca	O'Connell
Sun., Dec. 4	27-30	L	New York Titans	Bears Stadium	5,861	33°	Trippuca	Dorow
Sat., Dec. 10	33-41	L	Los Angeles Chargers	Los Angeles Coliseum	9,928	62°	Trippuca	Kemp
Sat., Dec. 17	10-48	L	Oakland Raiders	Candlestick Park	7,000	50°	Trippuca	Flores
(Bye Oct. 9)	309-393				207,327			

1961

HEAD COACH: Frank Filchock

PRESEASON (1-4)

Day/Date	Score	W/L	Opponent	Location	Attend.
Sat., Aug. 12*	13-31	L	Dallas Texans	Midland, Texas	10,000
Sat., Aug. 19*	48-21	W	Oakland Raiders	Spokane, Washington	6,500
Fri., Aug. 25*	27-29	L	Dallas Texans	Fort Worth, Texas	21,710
Fri., Sept. 1*	10-42	L	Houston Oilers	Mobile, Alabama	10,087
Mon., Sept. 4	12-49	L	Oakland Raiders	Candlestick Park	6,300
	110-172				54,597

REGULAR SEASON (3-11 overall / 3rd AFL West / 2-5 home / 1-6 away)

Day/Date	Score	W/L	Opponent	Location	Attend.	Temp.	Den. QB	Opp. QB
Sun., Sept. 10	22-10	W	Buffalo Bills	War Memorial Stadium	16,636	85°	Trippuca	O'Connell
Sat., Sept. 16*	17-45	L	Boston Patriots	Boston Univ. Field	14,479	65°	Trippuca	Parilli
Sun., Sept. 24	28-35	L	New York Titans	Polo Grounds	14,381	80°	Trippuca	Dorow
Sun., Oct. 1	19-33	L	Oakland Raiders	Candlestick Park	8,361	73°	Herring	Flores
Sun., Oct. 8	12-19	L	Dallas Texans	Bears Stadium	14,500	44°	Trippuca	Davidson
Sun., Oct. 15	27-24	W	Oakland Raiders	Bears Stadium	11,129	75°	Trippuca	Flores
Sun., Oct. 22	27-10	W	New York Titans	Bears Stadium	12,508	57°	Trippuca	Dorow
Sun., Oct. 29	0-37	L	San Diego Chargers	Balboa Stadium	32,584	66°	Trippuca	Kemp
Sun., Nov. 5	14-55	L	Houston Oilers	Bears Stadium	11,564	35°	Trippuca	Blanda
Sun., Nov. 12	16-19	L	San Diego Chargers	Bears Stadium	7,859	30°	Trippuca	Kemp
Sun., Nov. 19	10-23	L	Buffalo Bills	Bears Stadium	7,645	29°	Trippuca	Green
Sun., Nov. 26	14-45	L	Houston Oilers	Jeppesen Stadium	27,874	80°	Herring	Blanda
Sun., Dec. 3	24-28	L	Boston Patriots	Bears Stadium	9,303	55°	Herring	Songin
Sun., Dec. 10	21-49	L	Dallas Texans	Cotton Bowl	8,000	50°	Herring	Davidson
(Bye Dec. 17)	251-432				196,823			

1962

HEAD COACH: Jack Faulkner

PRESEASON (2-2)

Day/Date	Score	W/L	Opponent	Location	Attend.
Fri., Aug. 10*	17-33	L	Houston Oilers	Atlanta, Ga.	11,500
Sat., Aug. 18*	24-31	L	San Diego Chargers	Balboa Stadium	19,168
Fri., Aug. 24*	27-24	W	Dallas Texans	Fort Worth, Texas	18,000
Fri., Aug. 31*	41-12	W	Oakland Raiders	Stockton, Calif.	5,000
	109-100				53,668

REGULAR SEASON (7-7 overall / 2nd AFL West / 3-4 home / 4-3 away)

Day/Date	Score	W/L	Opponent	Location	Attend.	Temp.	Den. QB	Opp. QB
Fri., Sept. 7*	30-21	W	San Diego Chargers	Univ. of Denver Stadium	28,000	70°	Trippuca	Kemp
Sat., Sept. 15*	23-20	W	Buffalo Bills	War Memorial Stadium	30,577	60°	Trippuca	Dorow
Fri., Sept. 21*	16-41	L	Boston Patriots	Boston Univ. Field	21,038	50°	Trippuca	Parilli
Sun., Sept. 30	32-10	W	New York Titans	Polo Grounds	17,213	66°	Trippuca	Grosscup
Fri., Oct. 5*	44-7	W	Oakland Raiders	Bears Stadium	22,452	56°	Shaw	Davidson
Sun., Oct. 14	23-6	W	Oakland Raiders	Frank Youell Field	7,000	60°	Trippuca	Davidson

Sun., Oct. 21	20-10	W	Houston Oilers	Bears Stadium	34,496	72°	Trippuca	Blanda
Sun., Oct. 28	38-45	L	Buffalo Bills	Bears Stadium	26,051	59°	Trippuca	Rabb
Sun., Nov. 4	23-20	W	San Diego Chargers	Balboa Stadium	20,827	63°	Trippuca	Hadl
Sun., Nov. 11	29-33	L	Boston Patriots	Bears Stadium	28,187	57°	Trippuca	Parilli
Sun., Nov. 18	3-24	L	Dallas Texans	Bears Stadium	23,523	26°	Trippuca	Dawson
Thu., Nov. 22	45-46	L	New York Titans	Bears Stadium	15,776	43°	Trippuca	Green
Sun., Dec. 2	17-34	L	Houston Oilers	Jeppesen Stadium	30,650	70°	Trippuca	Blanda
Sun., Dec. 9	10-17	L	Dallas Texans	Cotton Bowl	19,137	51°	Trippuca	Dawson
(Bye Dec. 16)	353-334				324,927			

1963

HEAD COACH: Jack Faulkner

PRESEASON (2-3)

Day/Date	Score	W/L	Opponent	Location	Attend.	Temp.	Den. QB	Opp. QB
Sat., Aug. 3*	27-10	W	Houston Oilers	Univ. of Denver Stadium	11,445	62°	Shaw	Blanda
Sun., Aug. 11	19-35	L	Oakland Raiders	Frank Youell Field	9,655	68°	Wood	Davidson
Sat., Aug. 17*	31-25	W	San Diego Chargers	Univ. of Denver Stadium	11,135	65°	Trippuca	Hadl
Fri., Aug. 23*	16-30	L	Kansas City Chiefs	Municipal Stadium	6,865	92°	Shaw	Dawson
Sat., Aug. 31*	14-21	L	Buffalo Bills	Winston-Salem, N.C.	7,000	78°	Trippuca	Kemp
	107-121				46,100			

REGULAR SEASON (2-11-1 overall / 4th AFL West / 2-5 home / 0-6-1 away)

Day/Date	Score	W/L	Opponent	Location	Attend.	Temp.	Den. QB	Opp. QB
Sat., Sept. 7*	7-59	L	Kansas City Chiefs	Univ. of Denver Stadium	21,115	70°	Trippuca	Dawson
Sat., Sept. 14*	14-20	L	Houston Oilers	Jeppesen Stadium	23,147	78°	Trippuca	Blanda
Sun., Sept. 29	14-10	W	Boston Patriots	Bears Stadium	18,636	76°	Slaughter	Parilli
Sun., Oct. 6	50-34	W	San Diego Chargers	Bears Stadium	18,428	80°	McCormick	Rote
Sun., Oct. 13	24-33	L	Houston Oilers	Bears Stadium	24,087	77°	McCormick	Blanda
Fri., Oct. 18*	21-40	L	Boston Patriots	Fenway Park	25,418	64°	Slaughter	Parilli
Sat., Oct. 26*	35-35	T	New York Jets	Polo Grounds	20,377	69°	Slaughter	Wood
Sun., Nov. 3	28-30	L	Buffalo Bills	Bears Stadium	19,424	51°	Slaughter	Kemp
Sat., Nov. 9*	17-27	L	Buffalo Bills	War Memorial Stadium	30,989	46°	Breaux	Kemp
Sun., Nov. 17	9-14	L	New York Jets	Bears Stadium	14,247	36°	Slaughter	Wood
Thu., Nov. 28	10-26	L	Oakland Raiders	Bears Stadium	14,763	40°	McCormick	Flores
Sun., Dec. 8	21-52	L	Kansas City Chiefs	Municipal Stadium	17,443	36°	Slaughter	Dawson
Sun., Dec. 15	31-35	L	Oakland Raiders	Frank Youell Field	15,223	44°	Slaughter	Flores
Sun., Dec. 22	20-58	L	San Diego Chargers	Balboa Stadium	31,312	69°	Breaux	Rote
(Bye Sept. 22)	301-473				298,213			

1964

HEAD COACH: Jack Faulkner (4 games) & Mac Speedie (10 games)

PRESEASON (2-3)

Day/Date	Score	W/L	Opponent	Location	Attend.	Temp.	Den. QB	Opp. QB
Sat., Aug. 8*	20-34	L	San Diego Chargers	Balboa Stadium	26,293	72°	Slaughter	Rote
Fri., Aug. 14*	7-20	L	Oakland Raiders	Bears Stadium	13,545	78°	McCormick	Davidson
Thu., Aug. 20*	32-20	W	Houston Oilers	Jeppesen Stadium	32,127	80°	Lee	Blanda
Fri., Aug. 28*	10-14	L	Kansas City Chiefs	Farrington Field, Fort Worth, Texas	19,500	88°	Lee	Wilson
Sat., Sept. 5*	27-17	W	Boston Patriots	Univ. of Denver Stadium	20,568	76°	Lee	Parilli
	96-105				112,033			

REGULAR SEASON (2-11-1 overall / 4th AFL West / 2-4-1 home / 0-7 away)

Day/Date	Score	W/L	Opponent	Location	Attend.	Temp.	Den. QB	Opp. QB
Sat., Sept. 12*	6-30	L	New York Jets	Shea Stadium	45,665	64°	Lee	Wood
Sun., Sept. 20	13-30	L	Buffalo Bills	War Memorial Stadium	28,501	65°	Lee	Kemp
Sun., Sept. 27	17-38	L	Houston Oilers	Bears Stadium	22,651	63°	Lee	Blanda
Sun., Oct. 4	10-39	L	Boston Patriots	Bears Stadium	15,485	59°	Lee	Parilli
— Jack Faulkner out, Mac Speedie in as head coach —								
Sun., Oct. 11	33-27	W	Kansas City Chiefs	Bears Stadium	16,285	54°	Lee	Dawson
Sun., Oct. 18	14-42	L	San Diego Chargers	Balboa Stadium	23,332	73°	Lee	Hadl
Sun., Oct. 25	7-40	L	Oakland Raiders	Frank Youell Field	17,858	54°	Lee	Davidson
Sun., Nov. 1	39-49	L	Kansas City Chiefs	Municipal Stadium	15,053	73°	Slaughter	Dawson
Sun., Nov. 8	20-31	L	San Diego Chargers	Bears Stadium	19,670	73°	Lee	Hadl
Sun., Nov. 15	20-16	W	New York Jets	Bears Stadium	11,309	25°	Lee	Wood
Fri., Nov. 20*	7-12	L	Boston Patriots	Fenway Park	24,979	52°	Lee	Parilli
Sun., Nov. 29	20-20	T	Oakland Raiders	Bears Stadium	15,958	35°	Slaughter	Flores
Sun., Dec. 13	19-30	L	Buffalo Bills	Bears Stadium	14,431	38°	Slaughter	Lamonica
Sun., Dec. 20	15-34	L	Houston Oilers	Jeppesen Stadium	15,839	52°	Slaughter	Blanda
(Bye Dec. 6)	240-438				285,003			

DID YOU KNOW?

The Broncos are one of only five current NFL teams to have never picked first in the NFL *or* AFL Draft. The other four teams are the Baltimore Ravens, Carolina Panthers, Jacksonville Jaguars and Seattle Seahawks.

1965

HEAD COACH: Mac Speedie

PRESEASON (1-4)

Day/Date	Score	W/L	Opponent	Location	Attend.	Temp.	Den. QB	Opp. QB
Sat., Aug. 7*	24-30	L	Kansas City Chiefs	Univ. of Denver Stadium	17,707	77°	Slaughter	Dawson
Sat., Aug. 14*	27-17	W	Oakland Raiders	Univ. of Utah Stadium, S.L.C., Utah	18,000	68°	McCormick	Flores
Sat., Aug. 21*	6-21	L	San Diego Chargers	Univ. of Denver Stadium	18,913	62°	Lee	Breaux
Sat., Aug. 28*	3-25	L	Houston Oilers	Alamo Stadium, San Antonio, Texas	12,666	88°	Slaughter	Trull
Sat., Sept. 4*	20-30	L	Oakland Raiders	Hughes Stadium, Sacramento, Calif.	14,550	70°	McCormick	Flores
	80-123				81,836			

REGULAR SEASON (4-10 overall / 4th AFL West / 2-5 home / 2-5 away)

Day/Date	Score	W/L	Opponent	Location	Attend.	Temp.	Den. QB	Opp. QB
Sat., Sept. 11*	31-34	L	San Diego Chargers	Balboa Stadium	27,022	65°	Slaughter	Hadl
Sun., Sept. 19	15-30	L	Buffalo Bills	Bears Stadium	30,682	46°	Slaughter	Kemp
Fri., Sept. 24*	27-10	W	Boston Patriots	Fenway Park	26,782	69°	Slaughter	Parilli
Sun., Oct. 3	16-13	W	New York Jets	Bears Stadium	34,988	83°	McCormick	Namath
Sun., Oct. 10	23-31	L	Kansas City Chiefs	Bears Stadium	31,001	79°	Slaughter	Beathard
Sun., Oct. 17	28-17	W	Houston Oilers	Bears Stadium	32,492	56°	McCormick	Blanda
Sun., Oct. 24	13-31	L	Buffalo Bills	War Memorial Stadium	45,046	40°	McCormick	Kemp
Sun., Oct. 31	10-45	L	New York Jets	Shea Stadium	53,717	72°	Slaughter	Taliaferro
Sun., Nov. 7	21-35	L	San Diego Chargers	Bears Stadium	33,073	63°	Slaughter	Hadl
Sun., Nov. 14	31-21	W	Houston Oilers	Rice Stadium	28,126	76°	McCormick	Blanda
Sun., Nov. 21	20-28	L	Oakland Raiders	Bears Stadium	30,369	52°	McCormick	Flores
Sun., Dec. 5	13-24	L	Oakland Raiders	Frank Youell Field	19,023	51°	Slaughter	Flores
Sun., Dec. 12	20-28	L	Boston Patriots	Bears Stadium	27,207	48°	Lee	Parilli
Sun., Dec. 19	35-45	L	Kansas City Chiefs	Municipal Stadium	14,421	44°	McCormick	Dawson
(Bye Nov. 28)	303-392				435,778			

1966

HEAD COACH: Mac Speedie (2 games) & Ray Malavasi (12 games)

PRESEASON (1-3)

Day/Date	Score	W/L	Opponent	Location	Attend.	Temp.	Den. QB	Opp. QB
Sat., Aug. 6*	30-32	L	Kansas City Chiefs	Univ. of Denver Stadium	17,771	80°	Slaughter	Dawson
Fri., Aug. 12*	3-25	L	Buffalo Bills	War Memorial Stadium	30,476	63°	Slaughter	Lamonica
Wed., Aug. 24*	28-16	W	Miami Dolphins	Memphis, Tennessee	18,442	68°	McCormick	Wilson, E.
Sun., Aug. 28	21-52	L	Oakland Raiders	Bears Stadium	14,074	84°	McCormick	Davidson
	82-126				80,763			

REGULAR SEASON (4-10 overall / 4th AFL West / 3-4 home / 1-6 away)

Day/Date	Score	W/L	Opponent	Location	Attend.	Temp.	Den. QB	Opp. QB
Sat., Sept. 3*	7-45	L	Houston Oilers	Rice Stadium	30,156	85°	Slaughter	Blanda
Sun., Sept. 18	10-24	L	Boston Patriots	Bears Stadium	25,337	70°	McCormick	Parilli
— Mac Speedie out, Ray Malavasi in as head coach —								
Sun., Sept. 25	7-16	L	New York Jets	Bears Stadium	29,878	77°	McCormick	Namath
Sun., Oct. 2	40-38	W	Houston Oilers	Bears Stadium	27,203	77°	McCormick	Blanda
Sat., Oct. 8*	10-37	L	Kansas City Chiefs	Municipal Stadium	33,929	71°	McCormick	Dawson
Sun., Oct. 16	7-24	L	Miami Dolphins	Orange Bowl	23,393	82°	McCormick	Wilson
Sun., Oct. 23	10-56	L	Kansas City Chiefs	Bears Stadium	26,196	58°	Choboian	Dawson
Sun., Oct. 30	17-24	L	San Diego Chargers	Balboa Stadium	25,819	71°	Choboian	Hadl
Sun., Nov. 6	17-10	W	Boston Patriots	Fenway Park	18,154	42°	Choboian	Parilli
Sun., Nov. 13	3-17	L	Oakland Raiders	Bears Stadium	26,703	65°	Choboian	Flores
Sun., Nov. 20	20-17	W	San Diego Chargers	Bears Stadium	24,860	45°	Choboian	Tensi
Sun., Dec. 4	17-7	W	Miami Dolphins	Bears Stadium	32,592	49°	Choboian	Wood
Sun., Dec. 11	10-28	L	Oakland Raiders	Oakland-Alameda County Coliseum	31,765	55°	Choboian	Flores
Sun., Dec. 18	21-38	L	Buffalo Bills	War Memorial Stadium	40,538	39°	Glacken	Kemp
(Bye Sept. 11 & Nov. 13)	196-381				395,997			

1967

HEAD COACH: Lou Saban

PRESEASON (3-1)

Day/Date	Score	W/L	Opponent	Location	Attend.	Temp.	Den. QB	Opp. QB
Sat., July 29*	2-19	L	Miami Dolphins	Rubber Bowl, Akron, Ohio	7,000	73°	Kent	Norton
Sat., Aug. 5*	13-7	W	Detroit Lions (NFL)	Univ. of Denver Stadium	21,228	75°	Glacken	Sweeten
Fri., Aug. 18*	14-3	W	Minnesota Vikings (NFL)	Univ. of Denver Stadium	31,850	64°	Choboian	VanderKellen
Sun., Aug. 27	21-17	W	Oakland Raiders	North Platte, Neb.	6,500	88°	Tensi	Lamonica
	50-46				66,578			

REGULAR SEASON (3-11 overall / 4th AFL West / 1-6 home / 2-5 away)

Day/Date	Score	W/L	Opponent	Location	Attend.	Temp.	Den. QB	Opp. QB
Sun., Sept. 3	26-21	W	Boston Patriots	Bears Stadium	35,488	82°	Tensi	Parilli
Sun., Sept. 10	0-51	L	Oakland Raiders	Oakland-Alameda County Coliseum	25,423	73°	Tensi	Lamonica
Sun., Sept. 17	21-35	L	Miami Dolphins	Orange Bowl	29,381	86°	Tensi	Stofa
Sun., Sept. 24	24-38	L	New York Jets	Bears Stadium	35,365	84°	Tensi	Namath
Sun., Oct. 1	6-10	L	Houston Oilers	Rice Stadium	21,798	80°	Tensi	Davis
Sun., Oct. 8	16-17	L	Buffalo Bills	Bears Stadium	35,188	68°	Leclair	Kemp
Sun., Oct. 15	21-38	L	San Diego Chargers	Bears Stadium	34,464	72°	Tensi	Hadl
Sun., Oct. 22	9-52	L	Kansas City Chiefs	Municipal Stadium	44,002	64°	Tensi	Dawson
Sun., Nov. 5	17-21	L	Oakland Raiders	Bears Stadium	29,043	39°	Tensi	Lamonica
Sun., Nov. 12	18-20	L	Houston Oilers	Bears Stadium	30,392	61°	Leclair	Beathard
Sun., Nov. 19	21-20	W	Buffalo Bills	War Memorial Stadium	30,891	33°	Tensi	Kemp
Thu., Nov. 23*	20-24	L	San Diego Chargers	San Diego Stadium	34,586	70°	Tensi	Hadl
Sun., Dec. 3	33-24	W	New York Jets	Shea Stadium	61,615	51°	Tensi	Namath
Sun., Dec. 17	24-38	L	Kansas City Chiefs	Bears Stadium	31,660	41°	Tensi	Dawson
(Bye Oct. 15 and Dec. 10)	256-409				479,497			

1968

HEAD COACH: Lou Saban

PRESEASON (1-4)

Day/Date	Score	W/L	Opponent	Location	Attend.	Temp.	Den. QB	Opp. QB
Sat., Aug. 10*	15-13	W	Cincinnati Bengals	Univ. of Denver Stadium	13,841	55°	Tensi	Stofa
Sat., Aug. 17*	16-39	L	Minnesota Vikings	Univ. of Denver Stadium	20,901	77°	Tensi	Cuzzo
Fri., Aug. 23*	6-22	L	San Francisco 49ers	Univ. of Denver Stadium	22,254	72°	Tensi	Brodie
Fri., Aug. 30*	3-6	L	San Diego Chargers	Alamo Stadium, San Antonio, Texas	10,328	82°	Leclair	Hadl
Sat., Sept. 7*	7-23	L	Oakland Raiders	Portland, Ore.	18,031	74°	McCormick	Lamonica
	47-103				85,355			

REGULAR SEASON (5-9 overall / 4th AFL West / 3-4 home / 2-5 away)

Day/Date	Score	W/L	Opponent	Location	Attend.	Temp.	Den. QB	Opp. QB
Sun., Sept. 15	10-24	L	Cincinnati Bengals	Nippert Stadium	25,049	83°	McCormick	Stofa
Sun., Sept. 22	2-34	L	Kansas City Chiefs	Municipal Stadium	45,821	80°	Leclair	Dawson
Sun., Sept. 29	17-20	L	Boston Patriots	Bears Stadium	37,024	60°	Leclair	Taliaferro
Sun., Oct. 6	10-7	W	Cincinnati Bengals	Bears Stadium	41,257	72°	Briscoe	Stofa
Sun., Oct. 13	21-13	W	New York Jets	Shea Stadium	62,052	70°	Tensi	Namath
Sun., Oct. 20	24-55	L	San Diego Chargers	San Diego Stadium	42,953	73°	Tensi	Hadl
Sun., Oct. 27	21-14	W	Miami Dolphins	Bears Stadium	44,115	56°	Tensi	Griese
Sun., Nov. 3	35-14	W	Boston Patriots	Fenway Park	18,304	58°	Tensi	Taliaferro
Sun., Nov. 10	7-43	L	Oakland Raiders	Bears Stadium	50,002	38°	Tensi	Blanda
Sun., Nov. 17	17-38	L	Houston Oilers	Astrodome	36,075	Ind.	Tensi	Beathard
Sun., Nov. 24	34-32	W	Buffalo Bills	Bears Stadium	35,201	50°	Briscoe	Rutkowski
Sun., Dec. 1	23-47	L	San Diego Chargers	Bears Stadium	35,212	40°	Briscoe	Hadl
Sun., Dec. 8	27-33	L	Oakland Raiders	Oakland-Alameda County Coliseum	47,754	54°	Briscoe	Lamonica
Sat., Dec. 14	7-30	L	Kansas City Chiefs	Bears Stadium	38,463	51°	Briscoe	Dawson
(Bye Sept. 8)	255-404				559,382			

1969

HEAD COACH: Lou Saban

PRESEASON (1-4)

Day/Date	Score	W/L	Opponent	Location	Attend.	Temp.	Den. QB	Opp. QB
Sat., Aug. 9*	6-26	L	Minnesota Vikings (NFL)	Metropolitan Stadium	45,916	81°	Tensi	Kapp
Sat., Aug. 16*	22-28	L	New Orleans Saints (NFL)	Mile High Stadium	28,356	76°	Liske	Kilmer
Sat., Aug. 23*	19-15	W	San Francisco 49ers (NFL)	Mile High Stadium	33,161	75°	Tensi	Brodie
Sat., Aug. 30*	10-26	L	Boston Patriots	Jacksonville, Florida	18,375	87°	Tensi	Taliaferro
Sat., Sept. 6*	11-13	L	Cincinnati Bengals	Nippert Stadium	24,020	80°	Tensi	Cook
	68-108				149,828			

REGULAR SEASON (5-8-1 overall / 4th AFL West / 4-2-1 home / 1-6 away)

Day/Date	Score	W/L	Opponent	Location	Attend.	Temp.	Den. QB	Opp. QB
Sun., Sept. 14	35-7	W	Boston Patriots	Mile High Stadium	43,482	79°	Tensi	Taliaferro
Sun., Sept. 21	21-19	W	New York Jets	Mile High Stadium	50,583	76°	Tensi	Namath
Sun., Sept. 28	28-41	L	Buffalo Bills	War Memorial Stadium	40,302	57°	Liske	Kemp
Sun., Oct. 5	13-26	L	Kansas City Chiefs	Mile High Stadium	50,564	40°	Tensi	Livingston
Sun., Oct. 12	14-24	L	Oakland Raiders	Mile High Stadium	49,511	22°	Tensi	Lamonica
Sun., Oct. 19	30-23	W	Cincinnati Bengals	Nippert Stadium	27,920	70°	Tensi	Wyche
Sun., Oct. 26	21-24	L	Houston Oilers	Astrodome	45,348	Ind.	Tensi	Beathard
Sun., Nov. 2	13-0	W	San Diego Chargers	Mile High Stadium	45,511	32°	Tensi	Hadl
Sun., Nov. 9	10-41	L	Oakland Raiders	Oakland-Alameda County Coliseum	54,416	69°	Tensi	Lamonica
Sun., Nov. 16	20-20	T	Houston Oilers	Mile High Stadium	45,002	57°	Tensi	Trull
Sun., Nov. 23	24-45	L	San Diego Chargers	San Diego Stadium	34,664	75°	Tensi	Domres
Thu., Nov. 27	17-31	L	Kansas City Chiefs	Municipal Stadium	48,773	37°	Tensi	Dawson
Sun., Dec. 7	24-27	L	Miami Dolphins	Orange Bowl	25,332	75°	Tensi	Norton
Sun., Dec. 14	27-16	W	Cincinnati Bengals	Mile High Stadium	42,198	64°	Liske	Cook
	297-344				603,606			

1970

HEAD COACH: Lou Saban

PRESEASON (3-2)

Day/Date	Score	W/L	Opponent	Location	Attend.	Temp.	Den. QB	Opp. QB
Sat., Aug. 15*	26-16	W	St. Louis Cardinals	Mile High Stadium	36,327	68°	Liske	Hart
Sat., Aug. 22*	7-24	L	Baltimore Colts	Mile High Stadium	42,499	76°	Liske	Unitas
Sat., Aug. 29*	7-23	L	San Francisco 49ers	Autzen Stadium, Eugene, Ore.	26,238	70°	Liske	Brodie
Sat., Sept. 5*	30-17	W	Chicago Bears	Mile High Stadium	42,373	71°	Liske	Douglas
Fri., Sept. 11*	16-14	W	Boston Patriots	Ute Stadium, Salt Lake City, Utah	17,832	79°	Liske	Taliaferro
	86-94				165,269			

REGULAR SEASON (5-8-1 overall / 4th AFC West (1-4-1 Div.) / 3-3-1 home / 2-5 away)

1960 DALLAS TEXANS SCHEDULE								
1960 DALLAS TEXANS SCHEDULE								
1960 DALLAS TEXANS SCHEDULE								
1960 DALLAS TEXANS SCHEDULE								
1960 DALLAS TEXANS SCHEDULE								
1960 DALLAS TEXANS SCHEDULE								
1960 DALLAS TEXANS SCHEDULE								
1960 DALLAS TEXANS SCHEDULE								
1960 DALLAS TEXANS SCHEDULE								
1960 DALLAS TEXANS SCHEDULE								
1960 DALLAS TEXANS SCHEDULE								
1960 DALLAS TEXANS SCHEDULE								
1960 DALLAS TEXANS SCHEDULE								
1960 DALLAS TEXANS SCHEDULE								
1960 DALLAS TEXANS SCHEDULE								
1960 DALLAS TEXANS SCHEDULE								
1960 DALLAS TEXANS SCHEDULE								
1960 DALLAS TEXANS SCHEDULE								
1960 DALLAS TEXANS SCHEDULE								
1960 DALLAS TEXANS SCHEDULE								
1960 DALLAS TEXANS SCHEDULE								
1960 DALLAS TEXANS SCHEDULE								
1960 DALLAS TEXANS SCHEDULE								
1960 DALLAS TEXANS SCHEDULE								
1960 DALLAS TEXANS SCHEDULE								
1960 DALLAS TEXANS SCHEDULE								
1960 DALLAS TEXANS SCHEDULE								
1960 DALLAS TEXANS SCHEDULE								
1960 DALLAS TEXANS SCHEDULE								
1960 DALLAS TEXANS SCHEDULE								
1960 DALLAS TEXANS SCHEDULE								
1960 DALLAS TEXANS SCHEDULE								
1960 DALLAS TEXANS SCHEDULE								
1960 DALLAS TEXANS SCHEDULE								
1960 DALLAS TEXANS SCHEDULE								
1960 DALLAS TEXANS SCHEDULE								
1960 DALLAS TEXANS SCHEDULE								
1960 DALLAS TEXANS SCHEDULE								
1960 DALLAS TEXANS SCHEDULE								
1960 DALLAS TEXANS SCHEDULE								
1960 DALLAS TEXANS SCHEDULE								
1960 DALLAS TEXANS SCHEDULE								
1960 DALLAS TEXANS SCHEDULE								
1960 DALLAS TEXANS SCHEDULE								
1960 DALLAS TEXANS SCHEDULE								
1960 DALLAS TEXANS SCHEDULE								
1960 DALLAS TEXANS SCHEDULE								
1960 DALLAS TEXANS SCHEDULE								
1960 DALLAS TEXANS SCHEDULE								
1960 DALLAS TEXANS SCHEDULE								
1960 DALLAS TEXANS SCHEDULE								
1960 DALLAS TEXANS SCHEDULE								
1960 DALLAS TEXANS SCHEDULE								
1960 DALLAS TEXANS SCHEDULE								
1960 DALLAS TEXANS SCHEDULE								
1960 DALLAS TEXANS SCHEDULE								
1960 DALLAS TEXANS SCHEDULE								
1960 DALLAS TEXANS SCHEDULE								
1960 DALLAS TEXANS SCHEDULE								
1960 DALLAS TEXANS SCHEDULE								
1960 DALLAS TEXANS SCHEDULE								
1960 DALLAS TEXANS SCHEDULE								
1960 DALLAS TEXANS SCHEDULE								
1960 DALLAS TEXANS SCHEDULE								
1960 DALLAS TEXANS SCHEDULE								
1960 DALLAS TEXANS SCHEDULE								
1960 DALLAS TEXANS SCHEDULE								
1960 DALLAS TEXANS SCHEDULE								
1960 DALLAS TEXANS SCHEDULE								
1960 DALLAS TEXANS SCHEDULE								
1960 DALLAS TEXANS SCHEDULE								
1960 DALLAS TEXANS SCHEDULE								
1960 DALLAS TEXANS SCHEDULE								
1960 DALLAS TEXANS SCHEDULE								
1960 DALLAS TEXANS SCHEDULE								
1960 DALLAS TEXANS SCHEDULE								
1960 DALLAS TEXANS SCHEDULE								
1960 DALLAS TEXANS SCHEDULE								
1960 DALLAS TEXANS SCHEDULE								
1960 DALLAS TEXANS SCHEDULE								
1960 DALLAS TEXANS SCHEDULE								
1960 DALLAS TEXANS SCHEDULE								
1960 DALLAS TEXANS SCHEDULE								
1960 DALLAS TEXANS SCHEDULE								
1960 DALLAS TEXANS SCHEDULE								
1960 DALLAS TEXANS SCHEDULE								
1960 DALLAS TEXANS SCHEDULE								
1960 DALLAS TEXANS SCHEDULE								
1960 DALLAS TEXANS SCHEDULE								
1960 DALLAS TEXANS SCHEDULE								
1960 DALLAS TEXANS SCHEDULE								
1960 DALLAS TEXANS SCHEDULE								
1960 DALLAS TEXANS SCHEDULE								
1960 DALLAS TEXANS SCHEDULE								
1960 DALLAS TEXANS SCHEDULE								
1960 DALLAS TEXANS SCHEDULE								
1960 DALLAS TEXANS SCHEDULE								
1960 DALLAS TEXANS SCHEDULE								
1960 DALLAS TEXANS SCHEDULE								
1960 DALLAS TEXANS SCHEDULE								
1960 DALLAS TEXANS SCHEDULE								
1960 DALLAS TEXANS SCHEDULE								
1960 DALLAS TEXANS SCHEDULE								
1960 DALLAS TEXANS SCHEDULE								
1960 DALLAS TEXANS SCHEDULE								
1960 DALLAS TEXANS SCHEDULE								
1960 DALLAS TEXANS SCHEDULE								
1960 DALLAS TEXANS SCHEDULE								
1960 DALLAS TEXANS SCHEDULE								
1960 DALLAS TEXANS SCHEDULE								
1960 DALLAS TEXANS SCHEDULE								
1960 DALLAS TEXANS SCHEDULE								
1960 DALLAS TEXANS SCHEDULE								
1960 DALLAS TEXANS SCHEDULE								
1960 DALLAS TEXANS SCHEDULE								
1960 DALLAS TEXANS SCHEDULE								
1960 DALLAS TEXANS SCHEDULE								
1960 DALLAS TEXANS SCHEDULE								
1960 DALLAS TEXANS SCHEDULE								
1960 DALLAS TEXANS SCHEDULE								
1960 DALLAS TEXANS SCHEDULE								
1960 DALLAS TEXANS SCHEDULE								
1960 DALLAS TEXANS SCHEDULE								
1960 DALLAS TEXANS SCHEDULE								
1960 DALLAS TEXANS SCHEDULE								
1960 DALLAS TEXANS SCHEDULE								
1960 DALLAS TEXANS SCHEDULE								
1960 DALLAS TEXANS SCHEDULE								
1960 DALLAS TEXANS SCHEDULE								
1960 DALLAS TEXANS SCHEDULE								
1960 DALLAS TEXANS SCHEDULE								
1960 DALLAS TEXANS SCHEDULE								
1960 DALLAS TEXANS SCHEDULE								
1960 DALLAS TEXANS SCHEDULE								
1960 DALLAS TEXANS SCHEDULE								
1960 DALLAS TEXANS SCHEDULE								
1960 DALLAS TEXANS SCHEDULE								
1960 DALLAS TEXANS SCHEDULE								
1960 DALLAS TEXANS SCHEDULE								
1960 DALLAS TEXANS SCHEDULE								
1960 DALLAS TEXANS SCHEDULE								
1960 DALLAS TEXANS SCHEDULE								
1960 DALLAS TEXANS SCHEDULE								
1960 DALLAS TEXANS SCHEDULE								
1960 DALLAS TEXANS SCHEDULE								
1960 DALLAS TEXANS SCHEDULE								
1960 DALLAS TEXANS SCHEDULE								
1960 DALLAS TEXANS SCHEDULE								
1960 DALLAS TEXANS SCHEDULE								
1960 DALLAS TEXANS SCHEDULE								
1960 DALLAS TEXANS SCHEDULE								
1960 DALLAS TEXANS SCHEDULE								
1960 DALLAS TEXANS SCHEDULE								
1960 DALLAS TEXANS SCHEDULE								
1960 DALLAS TEXANS SCHEDULE								
1960 DALLAS TEXANS SCHEDULE								
1960 DALLAS TEXANS SCHEDULE								
1960 DALLAS TEXANS SCHEDULE								
1960 DALLAS TEXANS SCHEDULE								
1960 DALLAS TEXANS SCHEDULE								
1960 DALLAS TEXANS SCHEDULE								
1960 DALLAS TEXANS SCHEDULE								
1960 DALLAS TEXANS SCHEDULE								
1960 DALLAS TEXANS SCHEDULE								
1960 DALLAS TEXANS SCHEDULE								
1960 DALLAS TEXANS SCHEDULE								
1960 DALLAS TEXANS SCHEDULE								
1960 DALLAS TEXANS SCHEDULE								
1960 DALLAS TEXANS SCHEDULE								
1960 DALLAS TEXANS SCHEDULE								
1960 DALLAS TEXANS SCHEDULE								
1960 DALLAS TEXANS SCHEDULE								
1960 DALLAS TEXANS SCHEDULE								
1960 DALLAS TEXANS SCHEDULE								
1960 DALLAS TEXANS SCHEDULE								
1960 DALLAS TEXANS SCHEDULE								
1960 DALLAS TEXANS SCHEDULE								
1960 DALLAS TEXANS SCHEDULE								
1960 DALLAS TEXANS SCHEDULE								
1960 DALLAS TEXANS SCHEDULE								
1960 DALLAS TEXANS SCHEDULE								
1960 DALLAS TEXANS SCHEDULE								
1960 DALLAS TEXANS SCHEDULE								
1960 DALLAS TEXANS SCHEDULE								
1960 DALLAS TEXANS SCHEDULE								
1960 DALLAS TEXANS SCHEDULE								
1960 DALLAS TEXANS SCHEDULE								
1960 DALLAS TEXANS SCHEDULE								
1960 DALLAS TEXANS SCHEDULE								
1960 DALLAS TEXANS SCHEDULE								
1960 DALLAS TEXANS SCHEDULE								
1960 DALLAS TEXANS SCHEDULE								
1960 DALLAS TEXANS SCHEDULE								
1960 DALLAS TEXANS SCHEDULE								
1960 DALLAS TEXANS SCHEDULE								
1960 DALLAS TEXANS SCHEDULE								
1960 DALLAS TEXANS SCHEDULE								
1960 DALLAS TEXANS SCHEDULE								
1960 DALLAS TEXANS SCHEDULE								
1960 DALLAS TEXANS SCHEDULE								
1960 DALLAS TEXANS SCHEDULE								
1960 DALLAS TEXANS SCHEDULE								
1960 DALLAS TEXANS SCHEDULE								
1960 DALLAS TEXANS SCHEDULE								
1960 DALLAS TEXANS SCHEDULE								
1960 DALLAS TEXANS SCHEDULE								
1960 DALLAS TEXANS SCHEDULE								
1960 DALLAS TEXANS SCHEDULE								
1960 DALLAS TEXANS SCHEDULE								
1960 DALLAS TEXANS SCHEDULE								
1960 DALLAS TEXANS SCHEDULE								
1960 DALLAS TEXANS SCHEDULE								
1960 DALLAS TEXANS SCHEDULE								
1960 DALLAS TEXANS SCHEDULE								
1960 DALLAS TEXANS SCHEDULE								
1960 DALLAS TEXANS SCHEDULE								

1971
HEAD COACH: Lou Saban (9 games) & Jerry Smith (5 games)

PRESEASON (1-4)

Day/Date	Score	W/L	Opponent	Location	Attend.	Temp.	Den. QB	Opp. QB
Sat., Aug. 14*	13-17	L	Washington Redskins	Mile High Stadium	42,561	69°	Horn	Jurgensen
Sat., Aug. 21*	10-27	L	Atlanta Falcons	Memorial Stadium, Memphis, Tenn.	22,474	85°	Horn	Berry
Sat., Aug. 28*	17-33	L	San Francisco 49ers	Joe Albi Stadium, Spokane, Wash.	33,184	80°	Horn	Spurrier
Sat., Sept. 4*	14-7	W	Minnesota Vikings	Mile High Stadium	43,000	63°	Horn	Snead
Sun., Sept. 12*	17-33	L	Chicago Bears	Soldier Field	47,215	64°	Horn	Concannon
	71-117				188,434			

REGULAR SEASON (4-9-1 overall / 4th AFC West (1-5 Div.) / 2-4-1 home / 2-5 away)

Day/Date	Score	W/L	Opponent	Location	Attend.	Temp.	Den. QB	Opp. QB
Sun., Sept. 19	10-10	T	Miami Dolphins	Mile High Stadium	51,228	49°	Horn	Griese
Sun., Sept. 26	13-34	L	Green Bay Packers	Milwaukee County Stadium	47,957	59°	Horn	Hunter
Sun., Oct. 3	3-16	L	Kansas City Chiefs	Mile High Stadium	51,200	64°	Horn	Dawson
Sun., Oct. 10	16-27	L	Oakland Raiders	Mile High Stadium	51,200	82°	Horn	Lamonica
Sun., Oct. 17	20-16	W	San Diego Chargers	Mile High Stadium	51,200	62°	Horn	Hadl
Sun., Oct. 24	27-0	W	Cleveland Browns	Cleveland Stadium	75,674	60°	Horn	Nelsen
Sun., Oct. 31	16-17	L	Philadelphia Eagles	Veterans Stadium	65,358	63°	Horn	Arrington
Sun., Nov. 7	20-24	L	Detroit Lions	Mile High Stadium	51,200	58°	Horn	Landry
Sun., Nov. 14	10-24	L	Cincinnati Bengals	Mile High Stadium	51,200	56°	Horn	Candary
<i>— Lou Saban out, Jerry Smith in as head coach —</i>								
Sun., Nov. 21	10-28	L	Kansas City Chiefs	Municipal Stadium	49,945	41°	Ramsey	Dawson
Sun., Nov. 28	22-10	W	Pittsburgh Steelers	Three Rivers Stadium	39,710	42°	Ramsey	Bradshaw
Sun., Dec. 5	6-3	W	Chicago Bears	Mile High Stadium	51,200	50°	Ramsey	Douglass
Sun., Dec. 12	17-45	L	San Diego Chargers	San Diego Stadium	44,347	63°	Ramsey	Hadl
Sun., Dec. 19	13-21	L	Oakland Raiders	Oakland-Alameda County Coliseum	54,651	48°	Ramsey	Lamonica
	203-275				736,042			

1972
HEAD COACH: John Ralston

PRESEASON (2-3)

Day/Date	Score	W/L	Opponent	Location	Attend.	Temp.	Den. QB	Opp. QB
Fri., Aug. 11*	0-41	L	Washington Redskins	RFK Stadium	46,043	75°	Horn	Kilmer
Sat., Aug. 19*	13-17	L	St. Louis Cardinals	Busch Stadium	34,506	87°	Ramsey	Cuzzo
Sun., Oct. 3	27-24	W	San Francisco 49ers	Candlestick Park	58,115	69°	Johnson	Plunkett
Sat., Sept. 2*	49-24	W	New England Patriots	Mile High Stadium	37,128	64°	Ramsey	Plunkett
Sun., Sept. 10	13-20	L	Baltimore Colts	Mile High Stadium	49,605	80°	Johnson	Unitas
	102-126				225,397			

REGULAR SEASON (5-9 overall / 3rd AFC West (2-4 Div.) / 3-4 home / 2-5 away)

Day/Date	Score	W/L	Opponent	Location	Attend.	Temp.	Den. QB	Opp. QB
Sun., Sept. 17	30-17	W	Houston Oilers	Mile High Stadium	51,656	84°	Ramsey	Pastorini
Sun., Sept. 24	14-37	L	San Diego Chargers	San Diego Stadium	49,048	70°	Ramsey	Hadl
Sun., Oct. 1	24-45	L	Kansas City Chiefs	Mile High Stadium	51,656	80°	Ramsey	Dawson
Sun., Oct. 8	10-21	L	Cincinnati Bengals	Riverfront Stadium	55,812	67°	Ramsey	Anderson
Sun., Oct. 15	20-23	L	Minnesota Vikings	Mile High Stadium	51,656	79°	Ramsey	Tarkenton
Sun., Oct. 22	30-23	W	Oakland Raiders	Oakland-Alameda County Coliseum	53,551	59°	Johnson	Lamonica
Sun., Oct. 29	20-27	L	Cleveland Browns	Mile High Stadium	51,656	37°	Johnson	Phipps
Sun., Nov. 5	17-29	L	New York Giants	Yankee Stadium	62,689	44°	Johnson	Snead
Sun., Nov. 12	16-10	W	Los Angeles Rams	L.A. Coliseum	65,398	68°	Johnson	Gabriel
Sun., Nov. 19	20-37	L	Oakland Raiders	Mile High Stadium	51,656	43°	Johnson	Lamonica
Sun., Nov. 26	20-23	L	Atlanta Falcons	Atlanta Stadium	58,850	43°	Johnson	Berry
Sun., Dec. 3	21-24	L	Kansas City Chiefs	Arrowhead Stadium	66,725	20°	Johnson	Dawson
Sun., Dec. 10	38-13	W	San Diego Chargers	Mile High Stadium	51,478	9°	Johnson	Hadl
Sun., Dec. 17	45-21	W	New England Patriots	Mile High Stadium	51,656	47°	Johnson	Plunkett
	325-350				773,487			

1973
HEAD COACH: John Ralston

PRESEASON (2-3)

Day/Date	Score	W/L	Opponent	Location	Attend.	Temp.	Den. QB	Opp. QB
Fri., Aug. 10*	10-14	L	Washington Redskins	RFK Stadium	38,923	87°	Johnson	Kilmer
Sat., Aug. 18*	38-17	W	St. Louis Cardinals	Mile High Stadium	39,088	82°	Ernst	Hart
Sun., Aug. 26*	7-43	L	San Francisco 49ers	Candlestick Park	59,097	66°	Ramsey	Spurrier
Fri., Aug. 31*	16-14	W	Buffalo Bills	Mile High Stadium	42,336	71°	Johnson	Ferguson
Sun., Sept. 9	10-17	L	Baltimore Colts	Mile High Stadium	41,860	68°	Johnson	Domres
	81-105				221,315			

REGULAR SEASON (7-5-2 overall / 3rd AFC West (3-2-1 Div.) / 3-3-1 home / 4-2-1 away)

Day/Date	Score	W/L	Opponent	Location	Attend.	Temp.	Den. QB	Opp. QB
Sun., Sept. 16	28-10	W	Cincinnati Bengals	Mile High Stadium	49,059	45°	Johnson	Anderson
Sun., Sept. 23	34-36	L	San Francisco 49ers	Mile High Stadium	51,706	82°	Johnson	Brodie
Sun., Sept. 30	14-33	L	Chicago Bears	Mile High Stadium	51,159	74°	Johnson	Douglass
Sun., Oct. 7	14-16	L	Kansas City Chiefs	Arrowhead Stadium	71,414	72°	Johnson	Dawson
Sun., Oct. 14	48-20	W	Houston Oilers	Astrodome	32,801	Ind.	Johnson	Pastorini
Mon., Oct. 22*	23-23	T	Oakland Raiders	Mile High Stadium	51,270	65°	Johnson	Stabler
Sun., Oct. 28	40-28	W	New York Jets	Shea Stadium	55,108	54°	Johnson	Demory
Sun., Nov. 4	17-17	T	St. Louis Cardinals	Busch Stadium	46,565	48°	Johnson	Hart
Sun., Nov. 11	30-19	W	San Diego Chargers	Mile High Stadium	51,034	73°	Johnson	Clark, W.
Sun., Nov. 18	23-13	W	Pittsburgh Steelers	Three Rivers Stadium	48,580	43°	Johnson	Hanratty
Sun., Nov. 25	14-10	W	Kansas City Chiefs	Mile High Stadium	51,331	45°	Johnson	Livingston
Sun., Dec. 2	10-22	L	Dallas Cowboys	Mile High Stadium	51,508	54°	Johnson	Staubach
Sun., Dec. 9	42-28	W	San Diego Chargers	San Diego Stadium	44,954	78°	Johnson	Fouts
Sun., Dec. 16	17-21	L	Oakland Raiders	Oakland-Alameda County Coliseum	51,910	49°	Johnson	Stabler
	354-296				708,399			

1974
HEAD COACH: John Ralston

PRESEASON (4-2)

Day/Date	Score	W/L	Opponent	Location	Attend.	Temp.	Den. QB	Opp. QB
Sat., Aug. 3*	19-41	L	New York Jets	Mile High Stadium	27,599	73°	Hufnagel	Jones, J.
Sat., Aug. 10*	27-21	W	Minnesota Vikings	Mile High Stadium	23,822	71°	Hufnagel	Kaye
Sun., Aug. 18	10-3	W	San Francisco 49ers	Candlestick Park	29,908	66°	Hufnagel	Owen
Sat., Aug. 24*	31-21	W	Green Bay Packers	Lambeau Field	56,257	61°	Johnson	Tagge
Sat., Aug. 31*	27-21	W	New England Patriots	Joe Albi Stadium, Spokane, Wash.	18,000	78°	Johnson	Plunkett
Sun., Sept. 8*	14-20	L	Atlanta Falcons	Mile High Stadium	43,253	78°	Johnson	Lee
	128-127				198,839			

REGULAR SEASON (7-6-1 overall / 2nd AFC West (3-3 Div.) / 3-3-1 home / 4-3 away)

Day/Date	Score	W/L	Opponent	Location	Attend.	Temp.	Den. QB	Opp. QB
Sun., Sept. 15	10-17	L	Los Angeles Rams	Mile High Stadium	56,981	65°	Johnson	Hadl
Sun., Sept. 22	35-35	T	Pittsburgh Steelers (OT)	Mile High Stadium	50,858	74°	Johnson	Gilliam
Mon., Sept. 30*	3-30	L	Washington Redskins	RFK Stadium	54,395	67°	Johnson	Kilmer
Sun., Oct. 6	17-14	W	Kansas City Chiefs	Arrowhead Stadium	67,298	52°	Johnson	Livingston
Sun., Oct. 13	33-17	W	New Orleans Saints	Mile High Stadium	50,751	66°	Ramsey	Manning, A.
Sun., Oct. 20	27-7	W	San Diego Chargers	Mile High Stadium	50,748	75°	Johnson	Fouts
Sun., Oct. 27	21-23	L	Cleveland Browns	Cleveland Stadium	60,478	61°	Johnson	Phipps
Sun., Nov. 3	17-28	L	Oakland Raiders	Mile High Stadium	45,766	33°	Johnson	Stabler
Sun., Nov. 10	17-6	W	Baltimore Colts	Memorial Stadium	32,244	58°	Johnson	Domres
Mon., Nov. 18*	34-42	L	Kansas City Chiefs	Mile High Stadium	50,236	50°	Johnson	Dawson
Sun., Nov. 24	20-17	W	Oakland-Alameda County Coliseum	Oakland-Alameda County Coliseum	51,224	62°	Johnson	Stabler
Thu., Nov. 28	31-27	W	Detroit Lions	Tiger Stadium	51,157	34°	Johnson	Landry
Sun., Dec. 8	37-14	W	Houston Oilers	Mile High Stadium	46,942	36°	Johnson	Pastorini
Sun., Dec. 15	0-17	L	San Diego Chargers	San Diego Stadium	35,756	70°	Ramsey	Freitas
	302-294				704,834			

1975
HEAD COACH: John Ralston

PRESEASON (3-3)

Day/Date	Score	W/L	Opponent	Location	Attend.	Temp.	Den. QB	Opp. QB
Sat., Aug. 9*	20-23	L	Baltimore Colts	Mile High Stadium	35,269	86°	Hufnagel	Jones, B.
Sat., Aug. 16*	21-24	L	New Orleans Saints	Superdome	40,089	Ind.	Ramsey	Manning, A.
Sat., Aug. 23*	27-21	W	Houston Oilers	Mile High Stadium	33,813	83°	Hufnagel	Dickey
Sat., Aug. 30*	13-0	W	Chicago Bears	Soldier Field	30,128	68°	Ramsey	Douglass
Sun., Sept. 7	10-44	L	San Francisco 49ers	Candlestick Park	45,686	62°	Johnson	Snead
Sun., Sept. 14	21-17	W	St. Louis Cardinals	Mile High Stadium	45,631	73°	Johnson	Hart
	112-129				230,616			

REGULAR SEASON (6-8 overall / 2nd AFC West (3-3 Div.) / 5-2 home / 1-6 away)

Day/Date	Score	W/L	Opponent	Location	Attend.	Temp.	Den. QB	Opp. QB
Sun., Sept. 21	37-33	W	Kansas City Chiefs	Mile High Stadium	51,858	58°	Johnson	Livingston
Mon., Sept. 29*	23-13	W	Green Bay Packers	Mile High Stadium	52,491	64°	Johnson	Hadl
Sun., Oct. 5	14-38	L	Buffalo Bills	Rich Stadium	79,798	70°	Johnson	Ferguson
Sun., Oct. 12	9-20	L	Pittsburgh Steelers	Three Rivers Stadium	49,164	56°	Johnson	Bradshaw
Sun., Oct. 19	16-15	W	Cleveland Browns	Mile High Stadium	52,540	77°	Johnson	Phipps
Sun., Oct. 26	13-26	L	Kansas City Chiefs	Arrowhead Stadium	70,043	55°	Johnson	Livingston
Sun., Nov. 2	17-42	L	Oakland Raiders	Mile High Stadium	52,330	62°	Ramsey	Stabler
Sun., Nov. 9	16-17	L	Cincinnati Bengals	Mile High Stadium	49,702	36°	Ramsey	Anderson
Sun., Nov. 16	27-17	W	San Diego Chargers	San Diego Stadium	26,048	70°	Ramsey	Fouts
Sun., Nov. 23	21-35	L	Atlanta Falcons	Atlanta-Fulton County Stadium	28,686	39°	Ramsey	Bartkowski
Sun., Nov. 30	13-10	W	San Diego Chargers (OT)	Mile High Stadium	44,982	33°	Ramsey	Freitas
Mon., Dec. 8*	10-17	L	Oakland Raiders	Oakland-Alameda County Coliseum	51,075	57°	Hufnagel	Stabler
Sun., Dec. 14	25-10	W	Philadelphia Eagles	Mile High Stadium	36,860	18°	Ramsey	Boryla
Sat., Dec. 20	13-14	L	Miami Dolphins	Orange Bowl	43,064	75°	Ramsey	Strock
	254-307				688,641			

DID YOU KNOW?

The Broncos' five undefeated home records in regular-season play since the NFL adopted a 16-game schedule in 1978 are the highest such total in the NFL. Denver has been undefeated at home in 1981, 1996, 1997, 1998 and 2005. The Packers and Chiefs each rank behind the Broncos with three undefeated home records in the regular season since 1978.

1976
HEAD COACH: John Raiston

PRESEASON (5-2)

Day/Date	Score	W/L	Opponent	Location	Attend.	Temp.	Den. QB	Opp. QB
Sat., July 24	10-7	W	Detroit Lions	Fawcett Stadium (Canton, Ohio; Hall of Fame Game)	17,639	78°	Ramsey	Reed
Sat., July 31*	14-15	L	Chicago Bears	Mile High Stadium	22,495	73°	Hufnagel	Avellini
Sun., Aug. 8	7-17	L	San Francisco 49ers	Candlestick Park	40,052	65°	Ramsey	Bull
Sat., Aug. 14*	13-9	W	Dallas Cowboys	Texas Stadium	54,567	97°	Ramsey	Staubach
Sat., Aug. 21*	52-7	W	Seattle Seahawks	Mile High Stadium	22,887	84°	Ramsey	Zorn
Sat., Aug. 28*	21-17	W	St. Louis Cardinals	Busch Stadium	39,808	85°	Ramsey	Hart
Sun., Sept. 5	30-17	W	Minnesota Vikings	Mile High Stadium	52,129	87°	Ramsey	Tarkenton
	146-89				249,577			

REGULAR SEASON (9-5 overall / 2nd AFC West (5-2 Div.) / 6-1 home / 3-4 away)

Day/Date	Score	W/L	Opponent	Location	Attend.	Temp.	Den. QB	Opp. QB
Sun., Sept. 12	7-17	L	Cincinnati Bengals	Riverfront Stadium	53,464	73°	Ramsey	Anderson
Sun., Sept. 19	46-3	W	New York Jets	Mile High Stadium	62,519	58°	Ramsey	Namath
Sun., Sept. 26	44-13	W	Cleveland Browns	Mile High Stadium	62,758	58°	Ramsey	Sipe
Sun., Oct. 3	26-0	W	San Diego Chargers	Mile High Stadium	62,486	71°	Ramsey	Fouts
Sun., Oct. 10	3-17	L	Houston Oilers	Astrodome	47,928	Ind.	Ramsey	Pastorini
Sun., Oct. 17	10-17	L	Oakland Raiders	Mile High Stadium	63,241	69°	Ramsey	Stabler
Sun., Oct. 24	35-26	W	Kansas City Chiefs	Arrowhead Stadium	57,961	43°	Ramsey	Livingston
Sun., Oct. 31	6-19	L	Oakland Raiders	Oakland-Alameda County Coliseum	52,169	62°	Ramsey	Stabler
Sun., Nov. 7	48-13	W	Tampa Bay Buccaneers	Mile High Stadium	62,503	57°	Ramsey	Spurrier
Sun., Nov. 14	17-0	W	San Diego Chargers	San Diego Stadium	32,017	66°	Ramsey	Fouts
Sun., Nov. 21	14-13	W	New York Giants	Mile High Stadium	62,961	40°	Ramsey	Morton
Sun., Nov. 28	14-38	L	New England Patriots	Schaefer Stadium	61,128	56°	Ramsey	Grogan
Sun., Dec. 5	17-16	W	Kansas City Chiefs	Mile High Stadium	57,995	34°	Penrose	Livingston
Sun., Dec. 12	28-14	W	Chicago Bears	Soldier Field	44,459	30°	Penrose	Avellini
	315-206				783,589			

1977
HEAD COACH: Red Miller

PRESEASON (5-1)

Day/Date	Score	W/L	Opponent	Location	Attend.	Temp.	Den. QB	Opp. QB
Fri., Aug. 5*	14-8	W	Baltimore Colts	Mile High Stadium	40,059	68°	Morton	Jones, B.
Sat., Aug. 13*	15-7	W	St. Louis Cardinals	Mile High Stadium	44,001	79°	Weese	Wells
Sat., Aug. 20*	10-2	W	Atlanta Falcons	Atlanta-Fulton County Stadium	21,239	78°	Penrose	McQuilken
Sun., Aug. 28*	24-28	L	Philadelphia Eagles	Veterans Stadium	29,532	86°	Spurrier	Jaworski
Fri., Sept. 2*	27-10	W	Seattle Seahawks	Kingdome	54,916	Ind.	Morton	Zorn
Sat., Sept. 10*	20-0	W	San Francisco 49ers	Candlestick Park	36,441	66°	Morton	Plunkett
	110-55				226,188			

REGULAR SEASON (12-2 overall / 1st AFC West (6-1 Div.) / 6-1 home / 6-1 away)

Day/Date	Score	W/L	Opponent	Location	Attend.	Temp.	Den. QB	Opp. QB
Sun., Sept. 18	7-0	W	St. Louis Cardinals	Mile High Stadium	75,002	71°	Morton	Hart
Sun., Sept. 25	26-6	W	Buffalo Bills	Mile High Stadium	74,737	80°	Morton	Ferguson
Sun., Oct. 2	24-13	W	Seattle Seahawks	Kingdome	53,108	Ind.	Morton	Myer
Sun., Oct. 9	23-7	W	Kansas City Chiefs	Mile High Stadium	74,718	68°	Morton	Livingston
Sun., Oct. 16	30-7	W	Oakland Raiders	Oakland-Alameda County Coliseum	53,616	62°	Morton	Stabler
Sun., Oct. 23	24-13	W	Cincinnati Bengals	Riverfront Stadium	54,395	59°	Morton	Reaves
Sun., Oct. 30	14-24	L	Oakland Raiders	Mile High Stadium	75,007	67°	Morton	Stabler
Sun., Nov. 6	21-7	W	Pittsburgh Steelers	Mile High Stadium	74,967	62°	Morton	Bradshaw
Sun., Nov. 13	17-14	W	San Diego Chargers	San Diego Stadium	45,211	73°	Morton	Harris, J.
Sun., Nov. 20	14-7	W	Kansas City Chiefs	Arrowhead Stadium	54,050	52°	Morton	Livingston
Sun., Nov. 27	27-13	W	Baltimore Colts	Mile High Stadium	74,939	47°	Morton	Jones, B.
Sun., Dec. 4	24-14	W	Houston Oilers	Astrodome	46,875	Ind.	Morton	Pastorini
Sun., Dec. 11	17-9	W	San Diego Chargers	Mile High Stadium	74,905	64°	Morton	Fouts
Sun., Dec. 18	6-14	L	Dallas Cowboys	Texas Stadium	63,752	77°	Morton	Staubach
	274-148				892,899			

1977 AFC DIVISIONAL PLAYOFF GAME

Sat., Dec. 24	34-21	W	Pittsburgh Steelers	Mile High Stadium	75,011	43°	Morton	Bradshaw
---------------	-------	---	---------------------	-------------------	--------	-----	--------	----------

1977 AFC CHAMPIONSHIP GAME

Sun., Jan. 1	20-17	W	Oakland Raiders	Mile High Stadium	74,982	18°	Morton	Stabler
--------------	-------	---	-----------------	-------------------	--------	-----	--------	---------

SUPER BOWL XII

Sun., Jan. 15	10-27	L	Dallas Cowboys	Louisiana Superdome, New Orleans	75,583	Ind.	Morton	Staubach
---------------	-------	---	----------------	----------------------------------	--------	------	--------	----------

BRONCOS IN THE HALL OF FAME GAME

The Broncos have played in three Hall of Fame Games in their history and own a 1-2 record in those preseason contests held at Fawcett Stadium in Canton, Ohio, as part of the Pro Football Hall of Fame induction ceremony weekend. In Hall of Fame Game action, Denver defeated Detroit 10-7 on July 24, 1976, lost to Detroit 14-3 on July 27, 1991, and lost to Washington 20-17 on Aug. 9, 2004.

1978
HEAD COACH: Red Miller

PRESEASON (2-2)

Day/Date	Score	W/L	Opponent	Location	Attend.	Temp.	Den. QB	Opp. QB
Sat., Aug. 5*	17-12	W	Houston Oilers	Astrodome	48,027	Ind.	Morton	Pastorini
Sat., Aug. 12*	14-21	L	Dallas Cowboys	Mile High Stadium	74,619	91°	Morton	Staubach
Sat., Aug. 19*	23-13	W	Buffalo Bills	Rich Stadium	18,301	82°	Morton	Johnson, K.
Fri., Aug. 25*	13-24	L	San Francisco 49ers	Mile High Stadium	73,559	75°	Morton	Plunkett
	67-70				214,506			

REGULAR SEASON (10-6 overall / 1st AFC West (7-1 Div.) / 6-2 home / 4-4 away)

Day/Date	Score	W/L	Opponent	Location	Attend.	Temp.	Den. QB	Opp. QB
Sun., Sept. 3	14-6	W	Oakland Raiders	Mile High Stadium	74,904	90°	Morton	Stabler
Mon., Sept. 11*	9-12	L	Minnesota Vikings (OT)	Metropolitan Stadium	46,508	79°	Morton	Tarkenton
Sun., Sept. 17	27-14	W	San Diego Chargers	Mile High Stadium	74,983	70°	Morton	Fouts
Sun., Sept. 24	23-17	W	Kansas City Chiefs (OT)	Arrowhead Stadium	60,593	83°	Morton	Livingston
Sun., Oct. 1	28-7	W	Seattle Seahawks	Mile High Stadium	74,989	83°	Weese	Zorn
Sun., Oct. 8	0-23	L	San Diego Chargers	San Diego Stadium	50,077	73°	Morton	Fouts
Mon., Oct. 16*	16-7	W	Chicago Bears	Mile High Stadium	75,008	65°	Penrose	Avellini
Sun., Oct. 22	6-7	L	Baltimore Colts	Memorial Stadium	54,057	75°	Morton	Troup
Sun., Oct. 29	20-17	W	Seattle Seahawks (OT)	Kingdome	62,948	Ind.	Morton	Zorn
Sun., Nov. 5	28-31	L	New York Jets	Mile High Stadium	74,983	49°	Penrose	Robinson, M.
Sun., Nov. 12	19-7	W	Cleveland Browns	Cleveland Stadium	70,856	48°	Morton	Sipe
Sun., Nov. 19	16-3	W	Green Bay Packers	Mile High Stadium	74,965	35°	Morton	Whitehurst
Thu., Nov. 23	14-17	L	Detroit Lions	Silverdome	71,785	Ind.	Morton	Danielson
Sun., Dec. 3*	21-6	W	Oakland Raiders	Oakland-Alameda County Coliseum	53,932	52°	Morton	Stabler
Sun., Dec. 10	24-3	W	Kansas City Chiefs	Mile High Stadium	74,149	35°	Morton	Livingston
Sat., Dec. 16	17-21	L	Pittsburgh Steelers	Mile High Stadium	74,104	35°	Morton	Bradshaw
	282-198				1,067,693			

1978 AFC DIVISIONAL PLAYOFF GAME

Sat., Dec. 30	10-33	L	Pittsburgh Steelers	Three Rivers Stadium	48,921	33°	Morton	Bradshaw
---------------	-------	---	---------------------	----------------------	--------	-----	--------	----------

1979
HEAD COACH: Red Miller

PRESEASON (3-1)

Day/Date	Score	W/L	Opponent	Location	Attend.	Temp.	Den. QB	Opp. QB
Sat., Aug. 4*	6-7	L	Dallas Cowboys	Texas Stadium	61,192	91°	Weese	Staubach
Sat., Aug. 11*	13-6	W	Washington Redskins	Mile High Stadium	58,799	78°	Morton	Theismann
Sat., Aug. 18*	21-0	W	San Francisco 49ers	Candlestick Park	34,133	60°	Penrose	Montana
Fri., Aug. 24*	20-17	W	New England Patriots (OT)	Mile High Stadium	75,103	69°	Weese	Grogan
	60-30				229,227			

REGULAR SEASON (10-6 overall / 2nd AFC West (4-4 Div.) / 6-2 home / 4-4 away)

Day/Date	Score	W/L	Opponent	Location	Attend.	Temp.	Den. QB	Opp. QB
Sun., Sept. 2	10-0	W	Cincinnati Bengals	Mile High Stadium	74,788	85°	Weese	Anderson
Thu., Sept. 6*	9-13	L	Los Angeles Rams	Mile High Stadium	74,884	83°	Weese	Haden
Sun., Sept. 16	20-17	W	Atlanta Falcons (OT)	Atlanta-Fulton County Stadium	57,677	70°	Weese	Bartkowski
Sun., Sept. 23	37-34	W	Seattle Seahawks	Mile High Stadium	74,879	81°	Weese	Zorn
Sun., Sept. 30	3-27	L	Oakland Raiders	Oakland-Alameda County Coliseum	52,632	72°	Weese	Stabler
Sun., Oct. 7	7-0	W	San Diego Chargers	Mile High Stadium	74,997	85°	Weese	Fouts
Sun., Oct. 14	24-10	W	Kansas City Chiefs	Arrowhead Stadium	74,292	59°	Morton	Fuller
Mon., Oct. 22*	7-42	L	Pittsburgh Steelers	Three Rivers Stadium	49,699	70°	Morton	Bradshaw
Sun., Oct. 28	20-3	W	Kansas City Chiefs	Mile High Stadium	74,908	62°	Morton	Livingston
Sun., Nov. 4	10-3	W	New Orleans Saints	Mile High Stadium	74,482	48°	Morton	Manning, A.
Sun., Nov. 11	45-10	W	New England Patriots	Mile High Stadium	74,379	39°	Morton	Grogan
Sun., Nov. 18	38-28	W	San Francisco 49ers	Candlestick Park	42,910	62°	Morton	DeBerg
Sun., Nov. 25	10-14	L	Oakland Raiders	Mile High Stadium	74,186	40°	Morton	Stabler
Sun., Dec. 2	19-16	W	Buffalo Bills	Rich Stadium	37,886	24°	Morton	Ferguson
Sat., Dec. 8	23-28	L	Seattle Seahawks	Kingdome	60,038	Ind.	Morton	Zorn
Mon., Dec. 17*	7-17	L	San Diego Chargers	San Diego Stadium	51,906	68°	Morton	Fouts
	289-262				1,024,543			

1979 AFC WILD CARD PLAYOFF GAME

Sun., Dec. 23	7-13	L	Houston Oilers	Astrodome	48,776	Ind.	Morton	Pastorini
---------------	------	---	----------------	-----------	--------	------	--------	-----------

BRONCOS IN THE AMERICAN BOWL

The Broncos have participated in the American Bowl seven times in their history and own a 3-4 record in those preseason contests. Denver played in the American Bowl in 1987 (London, England), 1990 (Tokyo, Japan), 1992 (Berlin, Germany), 1994 (Barcelona, Spain), 1995 (Tokyo, Japan), 1997 (Mexico City, Mexico) and 1999 (Sydney, Australia).

1980

HEAD COACH: Red Miller

PRESEASON (2-2)

Day/Date	Score	W/L	Opponent	Location	Attend.	Temp.	Den. QB	Opp. QB
Sat., Aug. 9*	17-6	W	Cincinnati Bengals	Mile High Stadium	67,532	78°	Robinson	Anderson
Sat., Aug. 16*	6-9	L	New York Giants	Giants Stadium	30,904	73°	Morton	Simms
Sat., Aug. 23*	13-26	L	Los Angeles Rams	Mile High Stadium	73,946	78°	Robinson	Hidden
Sat., Aug. 30*	38-0	W	Green Bay Packers	Lambeau Field	53,060	72°	Robinson	Dickey
	74-41				225,442			

REGULAR SEASON (8-8 overall / 4th AFC West (3-5 Div.) / 4-4 home / 4-4 away)

Day/Date	Score	W/L	Opponent	Location	Attend.	Temp.	Den. QB	Opp. QB
Sun., Sept. 7	6-27	L	Philadelphia Eagles	Veterans Stadium	70,307	81°	Robinson	Jaworski
Sun., Sept. 14	41-20	W	Dallas Cowboys	Mile High Stadium	74,919	77°	Robinson	White
Sun., Sept. 21	13-30	L	San Diego Chargers	Mile High Stadium	74,970	81°	Robinson	Fouts
Mon., Sept. 29*	14-23	L	New England Patriots	Schaefer Stadium	59,602	51°	Robinson	Grogan
Sun., Oct. 5	19-16	W	Cleveland Browns	Cleveland Stadium	81,065	42°	Robinson	Sipe
Mon., Oct. 13	20-17	W	Washington Redskins	Mile High Stadium	74,657	69°	Robinson	Theisman
Sun., Oct. 19	17-23	L	Kansas City Chiefs	Mile High Stadium	74,459	63°	Morton	Fuller
Sun., Oct. 26	14-9	W	New York Giants	Giants Stadium	67,598	48°	Morton	Simms
Sun., Nov. 2	16-20	L	Houston Oilers	Mile High Stadium	74,717	68°	Morton	Stabler
Sun., Nov. 9	20-13	W	San Diego Chargers	San Diego Stadium	51,435	69°	Morton	Fouts
Sun., Nov. 16	31-24	W	New York Jets	Mile High Stadium	72,114	28°	Todd	
Sun., Nov. 23	36-20	W	Seattle Seahawks	Mile High Stadium	73,274	34°	Morton	Zorn
Mon., Dec. 1*	3-9	L	Oakland-Alameda County Coliseum	Oakland-Alameda County Coliseum	51,583	56°	Morton	Plunkett
Sun., Dec. 7	14-31	L	Kansas City Chiefs	Arrowhead Stadium	40,237	41°	Morton	Kenney
Sun., Dec. 14	21-24	L	Oakland Raiders	Mile High Stadium	73,974	65°	Morton	Plunkett
Sun., Dec. 21	25-17	W	Seattle Seahawks	Kingdome	51,853	Ind.	Robinson	Zorn
	310-323				1,066,764			

1981

HEAD COACH: Dan Reeves

PRESEASON (2-2)

Day/Date	Score	W/L	Opponent	Location	Attend.	Temp.	Den. QB	Opp. QB
Fri., Aug. 7*	7-33	L	New York Jets	Mile High Stadium	63,644	75°	Robinson	Todd
Sat., Aug. 15*	14-24	L	Miami Dolphins	Orange Bowl	41,502	82°	Morton	Woodley
Sat., Aug. 22*	17-7	W	Green Bay Packers	Mile High Stadium	72,450	66°	Morton	Dickey
Sat., Aug. 29*	24-20	W	Cincinnati Bengals	Riverfront Stadium	41,713	74°	Morton	Anderson
	62-84				219,309			

REGULAR SEASON (10-6 overall / 2nd AFC West (5-3 Div.) / 8-0 home / 2-6 away)

Day/Date	Score	W/L	Opponent	Location	Attend.	Temp.	Den. QB	Opp. QB
Sun., Sept. 6	9-7	W	Oakland Raiders	Mile High Stadium	74,796	74°	Morton	Plunkett
Sun., Sept. 13	10-13	L	Seattle Seahawks	Kingdome	58,513	Ind.	Morton	Zorn
Sun., Sept. 20	28-10	W	Baltimore Colts	Mile High Stadium	74,804	84°	Morton	Jones, B.
Sun., Sept. 27	42-24	W	San Diego Chargers	Mile High Stadium	74,844	82°	Morton	Fouts
Sun., Oct. 4	17-0	W	Oakland-Alameda County Coliseum	Oakland-Alameda County Coliseum	51,035	60°	Morton	Plunkett
Sun., Oct. 11	27-21	W	Detroit Lions	Mile High Stadium	74,816	79°	Morton	Konlo
Sun., Oct. 18	14-28	L	Kansas City Chiefs	Arrowhead Stadium	74,672	55°	Morton	Kenney
Sun., Oct. 25	7-9	L	Buffalo Bills	Rich Stadium	77,757	56°	Morton	Ferguson
Mon., Nov. 2*	19-17	W	Minnesota Vikings	Mile High Stadium	74,834	48°	Morton	Kramer
Sun., Nov. 8	23-20	W	Cleveland Browns (OT)	Mile High Stadium	74,859	48°	Morton	Sipe
Sun., Nov. 15	24-7	W	Tampa Bay Buccaneers	Tampa Stadium	64,518	69°	Morton	Williams, D.
Sun., Nov. 22	21-38	L	Cincinnati Bengals	Riverfront Stadium	57,207	32°	DeBerg	Anderson
Sun., Nov. 29	17-34	L	San Diego Chargers	Jack Murphy Stadium	51,533	66°	Morton	Fouts
Sun., Dec. 6	16-13	W	Kansas City Chiefs	Mile High Stadium	74,744	68°	Morton	Fuller
Sun., Dec. 13	23-13	W	Seattle Seahawks	Mile High Stadium	74,527	45°	Morton	Krieg
Sun., Dec. 20	24-35	L	Chicago Bears	Soldier Field	40,125	14°	Morton	Evans, V.
	321-289				1,073,636			

1982

HEAD COACH: Dan Reeves

PRESEASON (4-0)

Day/Date	Score	W/L	Opponent	Location	Attend.	Temp.	Den. QB	Opp. QB
Sat., Aug. 14*	33-20	W	Los Angeles Rams	Anaheim Stadium	57,482	69°	DeBerg	Jones, B.
Sat., Aug. 21*	17-14	W	Miami Dolphins	Mile High Stadium	74,465	79°	Morton	Strock
Sat., Aug. 28*	27-17	W	Minnesota Vikings	Mile High Stadium	73,371	85°	Morton	Wilson, W.
Sat., Sept. 4*	20-13	W	New York Jets	Giants Stadium	43,820	65°	Morton	Todd
	97-64				249,138			

REGULAR SEASON (2-7 overall / 12th in Conference (0-6 vs. Div. Opp.) / 1-4 home / 1-3 away)

Day/Date	Score	W/L	Opponent	Location	Attend.	Temp.	Den. QB	Opp. QB
Sun., Sept. 12	3-23	L	San Diego Chargers	Mile High Stadium	73,564	56°	Morton	Fouts
Sun., Sept. 19	24-21	W	San Francisco 49ers	Mile High Stadium	73,899	65°	Morton	Montana
—57-day player strike cancels or postpones eight games—								
Sun., Sept. 26			canceled/players' strike	at New Orleans				
Sun., Oct. 3			canceled/players' strike	Pittsburgh				
Sun., Oct. 10			canceled/players' strike	at N.Y. Jets				
Sun., Oct. 17			canceled/players' strike	at Houston				
Sun., Oct. 24			canceled/players' strike	Los Angeles Raiders				
Sun., Oct. 31			canceled/players' strike	Buffalo				

Sun., Nov. 7	postponed/players' strike	at Seattle (rescheduled for Jan. 2)						
Sun., Nov. 14	canceled/players' strike	at Kansas City						
Sun., Nov. 21	10-17	L	Seattle Seahawks	Mile High Stadium	73,916	48°	Morton	Zorn
Sun., Nov. 28	20-30	L	San Diego Chargers	Jack Murphy Stadium	47,629	68°	DeBerg	Fouts
Sun., Dec. 5	27-34	L	Atlanta Falcons	Mile High Stadium	73,984	46°	DeBerg	Bartkowski
Sun., Dec. 12	27-24	W	Los Angeles Rams	Anaheim Stadium	48,112	77°	DeBerg	Ferragamo
Sun., Dec. 19	16-37	L	Kansas City Chiefs	Mile High Stadium	74,192	55°	DeBerg	Kenney
Sun., Dec. 26	10-27	L	Los Angeles Raiders	L.A. Coliseum	44,160	68°	DeBerg	Plunkett
Sun., Jan. 2	11-13	L	Seattle Seahawks	Kingdome	43,145	Ind.	Herrmann	Zorn
	148-226				552,601			

1983

HEAD COACH: Dan Reeves

PRESEASON (3-1)

Day/Date	Score	W/L	Opponent	Location	Attend.	Temp.	Den. QB	Opp. QB
Fri., Aug. 5*	10-7	W	Seattle Seahawks	Mile High Stadium	53,887	70°	DeBerg	Zorn
Sat., Aug. 13*	21-10	W	Atlanta Falcons	Mile High Stadium	73,199	66°	DeBerg	Bartkowski
Sat., Aug. 20*	19-10	W	Cleveland Browns	Mile High Stadium	73,244	82°	DeBerg	McDonald
Fri., Aug. 26*	3-34	L	Minnesota Vikings	Hubert H. Humphrey Metrodome	59,435	Ind.	Elway	Kramer
	53-61				259,765			

REGULAR SEASON (9-7 overall / 3rd AFC West (3-5 Div.) / 6-2 home / 3-5 away)

Day/Date	Score	W/L	Opponent	Location	Attend.	Temp.	Den. QB	Opp. QB
Sun., Sept. 4	14-10	W	Pittsburgh Steelers	Three Rivers Stadium	58,233	79°	Elway	Stoudt
Sun., Sept. 11	17-10	W	Baltimore Colts	Memorial Stadium	52,613	99°	Elway	Page
Sun., Sept. 18	10-13	L	Philadelphia Eagles	Mile High Stadium	74,202	73°	Elway	Jaworski
Sun., Sept. 25	7-22	L	Los Angeles Raiders	Mile High Stadium	74,289	76°	Elway	Plunkett
Sun., Oct. 2	14-31	L	Chicago Bears	Soldier Field	58,210	73°	Elway	McMahon
Sun., Oct. 9	26-14	W	Houston Oilers	Astrodome	44,209	Ind.	DeBerg	Nielsen
Sun., Oct. 16	24-17	W	Cincinnati Bengals	Mile High Stadium	74,305	55°	DeBerg	Schoenert
Sun., Oct. 23	14-6	W	San Diego Chargers	Mile High Stadium	74,581	76°	DeBerg	Luther
Sun., Oct. 30	27-24	W	Kansas City Chiefs	Mile High Stadium	74,640	72°	DeBerg	Kenney
Sun., Nov. 6	19-27	L	Seattle Seahawks	Kingdome	61,189	Ind.	DeBerg	Krieg
Sun., Nov. 13	20-22	L	Los Angeles Raiders	L.A. Coliseum	51,945	71°	Elway	Plunkett
Sun., Nov. 20	38-27	W	Seattle Seahawks	Mile High Stadium	74,710	50°	Kubiak	Krieg
Sun., Nov. 27	7-31	L	San Diego Chargers	Jack Murphy Stadium	43,650	68°	Elway	Fouts
Sun., Dec. 4	27-6	W	Cleveland Browns	Mile High Stadium	70,912	43°	Elway	Sipe
Sun., Dec. 11	21-19	W	Baltimore Colts	Mile High Stadium	74,854	44°	Elway	Page
Sun., Dec. 18	17-48	L	Kansas City Chiefs	Arrowhead Stadium	11,377	0°	Elway	Kenney
	302-327				973,188			

1983 AFC WILD CARD PLAYOFF GAME

Sat., Dec. 24	7-31	L	Seattle Seahawks	Kingdome	64,275	Ind.	DeBerg	Krieg
---------------	------	---	------------------	----------	--------	------	--------	-------

1984

HEAD COACH: Dan Reeves

PRESEASON (3-1)

Day/Date	Score	W/L	Opponent	Location	Attend.	Temp.	Den. QB	Opp. QB
Sat., Aug. 4*	13-16	L	Washington Redskins	Mile High Stadium	31,716	65°	Elway	Theisman
Sat., Aug. 11*	21-20	W	San Francisco 49ers	Mile High Stadium	70,211	85°	Elway	Montana
Sat., Aug. 18*	31-0	W	Indianapolis Colts	Mile High Stadium	68,951	75°	Elway	Page
Fri., Aug. 24*	24-13	W	Atlanta Falcons	Atlanta-Fulton County Stadium	30,988	80°	Elway	Moroski
	89-49				201,866			

REGULAR SEASON (13-3 overall / 1st AFC West (6-2 Div.) / 7-1 home / 6-2 away)

Day/Date	Score	W/L	Opponent	Location	Attend.	Temp.	Den. QB	Opp. QB
Sun., Sept. 2	20-17	W	Cincinnati Bengals	Mile High Stadium	74,178	75°	Elway	Anderson
Sun., Sept. 9	0-27	L	Chicago Bears	Soldier Field	54,335	69°	Kubiak	McMahon
Sun., Sept. 16*	24-14	W	Cleveland Browns	Cleveland Stadium	61,980	52°	Elway	McDonald
Sun., Sept. 23	21-0	W	Kansas City Chiefs	Mile High Stadium	74,263	84°	Elway	Blackledge
Sun., Sept. 30	16-13	W	Los Angeles Raiders	Mile High Stadium	74,833	69°	Elway	Plunkett
Sun., Oct. 7	28-7	W	Detroit Lions	Silverdome	55,836	Ind.	Elway	Danielson
Mon., Oct. 15*	17-14	W	Green Bay Packers	Mile High Stadium	62,546	29°	Elway	Dickey
Sun., Oct. 21	37-7	W	Buffalo Bills	Rich Stadium	31,204	70°	Elway	Ferguson
Sun., Oct. 28	22-19	W	Los Angeles Raiders (OT)	L.A. Coliseum	91,020	68°	Kubiak	Wilson, M.
Sun., Nov. 4	26-19	W	New England Patriots	Mile High Stadium	74,908	54°	Elway	Eason
Sun., Nov. 11	16-13	W	San Diego Chargers	Jack Murphy Stadium	53,162	69°	Elway	Fouts
Sun., Nov. 18	42-21	W	Minnesota Vikings	Mile High Stadium	74,716	52°	Elway	Kramer
Sun., Nov. 25	24-27	L	Seattle Seahawks	Mile High Stadium	74,922	47°	Elway	Krieg
Sun., Dec. 2	13-16	L	Kansas City Chiefs	Arrowhead Stadium	38,494	28°	Elway	Kenney
Sun., Dec. 9	16-13	W	San Diego Chargers	Mile High Stadium	74,867	59°	Elway	Luther
Sat., Dec. 15	31-14	W	Seattle Seahawks	Kingdome	64,411	Ind.	Elway	Krieg
	353-241				1,032,737			

1984 AFC DIVISIONAL PLAYOFF GAME

Sun., Dec. 30	17-24	L	Pittsburgh Steelers	Mile High Stadium	74,981	52°	Elway	Malone
---------------	-------	---	---------------------	-------------------	--------	-----	-------	--------

1985

HEAD COACH: Dan Reeves

PRESEASON (2-2)

Day/Date	Score	W/L	Opponent	Location	Attend.	Temp.	Den. QB	Opp. QB
Sat., Aug. 10*	20-30	L	New York Giants	Mile High Stadium	49,374	81°	Elway	Rutledge
Mon., Aug. 19*	20-13	W	San Francisco 49ers	Candlestick Park	55,425	65°	Elway	Montana
Sat., Aug. 24*	20-3	W	Indianapolis Colts	Mile High Stadium	71,406	79°	Elway	Schlichter
Fri., Aug. 30*	9-13	L	Minnesota Vikings	Mile High Stadium	69,373	88°	Stankavage	Kramer
	69-59				245,578			

REGULAR SEASON (11-5 overall / 2nd AFC West (5-3 Div.) / 6-2 home / 5-3 away)

Day/Date	Score	W/L	Opponent	Location	Attend.	Temp.	Den. QB	Opp. QB
Sun., Sept. 8	16-20	L	Los Angeles Rams	Anaheim Stadium	52,522	86°	Elway	Brock
Sun., Sept. 15	34-23	W	New Orleans Saints	Mile High Stadium	74,488	81°	Elway	Wilson, D.
Sun., Sept. 22	44-28	W	Atlanta Falcons	Atlanta-Fulton County Stadium	37,903	80°	Elway	Bartkowski
Sun., Sept. 29	26-30	L	Miami Dolphins	Mile High Stadium	73,614	29°	Elway	Marino
Sun., Oct. 6	31-20	W	Houston Oilers	Mile High Stadium	74,699	74°	Elway	Moon
Sun., Oct. 13	15-10	W	Indianapolis Colts	Hoosier Dome	60,128	Ind.	Elway	Pagel
Sun., Oct. 20	13-10	W	Seattle Seahawks (OT)	Mile High Stadium	74,899	67°	Elway	Krieg
Sun., Oct. 27	30-10	W	Kansas City Chiefs	Arrowhead Stadium	68,248	70°	Elway	Kenney
Sun., Nov. 3	10-30	L	San Diego Chargers	Jack Murphy Stadium	57,312	75°	Elway	Fouts
Mon., Nov. 11*	17-16	W	San Francisco 49ers	Mile High Stadium	73,173	20°	Elway	Montana
Sun., Nov. 17	30-24	W	San Diego Chargers (OT)	Mile High Stadium	74,376	41°	Elway	Fouts
Sun., Nov. 24	28-31	L	Los Angeles Raiders (OT)	L.A. Coliseum	63,161	63°	Elway	Wilson, M.
Sun., Dec. 1	31-23	W	Pittsburgh Steelers	Three Rivers Stadium	56,797	55°	Elway	Woodley
Sun., Dec. 8	14-17	L	Los Angeles Raiders (OT)	Mile High Stadium	75,042	36°	Elway	Wilson, M.
Sat., Dec. 14	14-13	W	Kansas City Chiefs	Mile High Stadium	69,209	51°	Elway	Blackledge
Fri., Dec. 20*	27-24	W	Seattle Seahawks	Kingdome	56,283	Ind.	Elway	Krieg
	380-329				1,041,854			

1986

HEAD COACH: Dan Reeves

PRESEASON (2-2)

Day/Date	Score	W/L	Opponent	Location	Attend.	Temp.	Den. QB	Opp. QB
Sat., Aug. 9*	7-10	L	New Orleans Saints	Mile High Stadium	47,408	73°	Elway	Hebert
Sat., Aug. 16*	27-29	L	Minnesota Vikings	Metrodome	53,193	Ind.	Elway	Kramer
Sat., Aug. 23*	14-9	W	San Francisco 49ers	Mile High Stadium	73,592	67°	Elway	Kemp
Fri., Aug. 29*	19-10	W	Los Angeles Rams	Mile High Stadium	71,737	84°	Elway	Dils
	67-48				245,930			

REGULAR SEASON (11-5 overall / 1st AFC West (5-3 Div.) / 7-1 home / 4-4 away)

Day/Date	Score	W/L	Opponent	Location	Attend.	Temp.	Den. QB	Opp. QB
Sun., Sept. 7	38-36	W	Los Angeles Raiders	Mile High Stadium	75,695	51°	Elway	Wilson, M.
Mon., Sept. 15*	21-10	W	Pittsburgh Steelers	Three Rivers Stadium	57,305	74°	Elway	Malone
Sun., Sept. 21	33-7	W	Philadelphia Eagles	Veterans Stadium	63,839	72°	Elway	Jaworski
Sun., Sept. 28	27-20	W	New England Patriots	Mile High Stadium	75,804	65°	Elway	Eason
Sun., Oct. 5	29-14	W	Dallas Cowboys	Mile High Stadium	76,082	59°	Elway	Pelluer
Sun., Oct. 12	31-14	W	San Diego Chargers	Jack Murphy Stadium	55,662	70°	Elway	Fouts
Mon., Oct. 20*	10-22	L	New York Jets	Giants Stadium	73,759	51°	Elway	Ryan
Sun., Oct. 26	20-13	W	Seattle Seahawks	Mile High Stadium	76,089	66°	Elway	Krieg
Sun., Nov. 2	21-10	W	Los Angeles Raiders	L.A. Coliseum	90,153	81°	Elway	Wilson, W.
Sun., Nov. 9	3-9	L	San Diego Chargers	Mile High Stadium	75,012	44°	Elway	Flick
Sun., Nov. 16	38-17	W	Kansas City Chiefs	Mile High Stadium	75,745	62°	Elway	Kenney
Sun., Nov. 23	16-19	L	New York Giants	Giants Stadium	75,116	50°	Elway	Simms
Sun., Nov. 30	34-28	W	Cincinnati Bengals	Mile High Stadium	58,705	31°	Elway	Estason
Sun., Dec. 7	10-37	L	Kansas City Chiefs	Arrowhead Stadium	47,019	45°	Elway	Blackledge
Sat., Dec. 13	31-30	W	Washington Redskins	Mile High Stadium	75,905	53°	Elway	Schroeder
Sat., Dec. 20	16-41	L	Seattle Seahawks	Kingdome	63,697	Ind.	Elway	Krieg
	378-327				1,178,074			

1986 AFC DIVISIONAL PLAYOFF GAME

Sun., Jan. 4	22-17	W	New England Patriots	Mile High Stadium	75,262	65°	Elway	Eason
--------------	-------	---	----------------------	-------------------	--------	-----	-------	-------

1986 AFC CHAMPIONSHIP GAME

Sun., Jan. 11	23-20	W	Cleveland Browns (OT)	Cleveland Stadium	79,973	30°	Elway	Kosar
---------------	-------	---	-----------------------	-------------------	--------	-----	-------	-------

SUPER BOWL XXI

Sun., Jan. 25	20-39	L	New York Giants	Rose Bowl, Pasadena, Calif.	101,063	76°	Elway	Simms
---------------	-------	---	-----------------	-----------------------------	---------	-----	-------	-------

1987

HEAD COACH: Dan Reeves

PRESEASON (3-2)

Day/Date	Score	W/L	Opponent	Location	Attend.	Temp.	Den. QB	Opp. QB
Sun., Aug. 9	27-28	L	Los Angeles Rams	Wembley Stadium (London, England; American Bowl)	72,786	64°	Elway	Everett
Sat., Aug. 15*	20-14	W	Green Bay Packers	Sun Devil Stadium (Tempe, Ariz.)	67,500	98°	Elway	Fusina
Mon., Aug. 24*	31-28	W	Miami Dolphins	Mile High Stadium	74,288	61°	Elway	Strock
Sat., Aug. 29*	24-20	W	Los Angeles Rams	Anaheim Stadium	54,254	72°	Elway	Everett
Thu., Sept. 3*	17-27	L	Minnesota Vikings	Mile High Stadium	74,081	83°	Elway	Wilson, W.
	119-117				342,909			

REGULAR SEASON (10-4-1 overall / 1st AFC West (7-1 Div.) / 7-1 home / 3-3-1 away)

Day/Date	Score	W/L	Opponent	Location	Attend.	Temp.	Den. QB	Opp. QB
Sun., Sept. 13	40-17	W	Seattle Seahawks	Mile High Stadium	75,999	85°	Elway	Krieg
Sun., Sept. 20	17-17	T	Green Bay Packers (OT)	Milwaukee County Stadium at Cleveland	50,624	58°	Elway	Majkowski
Mon., Sept. 28*	canceled/players' strike							
Sun., Oct. 4	10-40	L	†Houston Oilers	Mile High Stadium	38,494	81°	Karcher	Pease
Mon., Oct. 12*	30-14	W	†Los Angeles Raiders	Mile High Stadium	61,230	67°	Karcher	Evans, V.

Sun., Oct. 18	26-17	W	†Kansas City Chiefs †"Replacement Games"	Arrowhead Stadium	20,296	71°	Karcher	Hudson
Mon., Oct. 26*	27-34	L	Minnesota Vikings	Metrodome	51,011	Ind.	Elway	Wilson, W.
Sun., Nov. 1	34-0	W	Detroit Lions	Mile High Stadium	75,172	67°	Elway	Long
Sun., Nov. 8	14-21	L	Buffalo Bills	Rich Stadium	63,698	53°	Elway	Kelly
Mon., Nov. 16*	31-29	W	Chicago Bears	Mile High Stadium	75,783	22°	Elway	McMahon
Sun., Nov. 22	23-17	W	Los Angeles Raiders	L.A. Coliseum	61,318	72°	Elway	Wilson, M.
Sun., Nov. 29	31-17	W	San Diego Chargers	Jack Murphy Stadium	61,880	68°	Elway	Fouts
Sun., Dec. 6	31-20	W	New England Patriots	Mile High Stadium	75,795	58°	Elway	Ramsey, T.
Sun., Dec. 13*	21-28	L	Seattle Seahawks	Kingdome	61,599	Ind.	Elway	Krieg
Sat., Dec. 19	20-17	W	Kansas City Chiefs	Mile High Stadium	75,053	35°	Elway	Kenney
Sun., Dec. 27	24-0	W	San Diego Chargers	Mile High Stadium	37,500	20°	Elway	Herrmann
	379-288				869,301			

1987 AFC DIVISIONAL PLAYOFF GAME

Sun., Jan. 10	34-10	W	Houston Oilers	Mile High Stadium	75,440	45°	Elway	Moon
---------------	-------	---	----------------	-------------------	--------	-----	-------	------

1987 AFC CHAMPIONSHIP GAME

Sun., Jan. 17	38-33	W	Cleveland Browns	Mile High Stadium	76,197	44°	Elway	Kosar
---------------	-------	---	------------------	-------------------	--------	-----	-------	-------

SUPER BOWL XXII

Sun., Jan. 31	10-42	L	Washington Redskins	Jack Murphy Stadium, San Diego	73,302	61°	Elway	Williams, D.
---------------	-------	---	---------------------	--------------------------------	--------	-----	-------	--------------

1988

HEAD COACH: Dan Reeves

PRESEASON (3-1)

Day/Date	Score	W/L	Opponent	Location	Attend.	Temp.	Den. QB	Opp. QB
Wed., Aug. 3*	40-31	W	Los Angeles Rams	Anaheim Stadium	43,978	70°	Elway	Everett
Sat., Aug. 13*	34-24	W	San Francisco 49ers	Mile High Stadium	75,067	87°	Elway	Young
Fri., Aug. 19*	13-16	L	Miami Dolphins (OT)	Joe Robbie Stadium	49,795	81°	Elway	Marino
Thu., Aug. 25*	21-20	W	Indianapolis Colts	Mile High Stadium	73,957	81°	Elway	Hogeboom
	108-91				242,797			

REGULAR SEASON (8-8 overall / 2nd AFC West (3-5 Div.) / 6-2 home / 2-6 away)

Day/Date	Score	W/L	Opponent	Location	Attend.	Temp.	Den. QB	Opp. QB
Sun., Sept. 4	14-21	L	Seattle Seahawks	Mile High Stadium	75,986	77°	Elway	Krieg
Sun., Sept. 11	34-3	W	San Diego Chargers	Mile High Stadium	75,359	78°	Elway	Laufenberg
Sun., Sept. 18	13-20	L	Kansas City Chiefs	Arrowhead Stadium	63,268	73°	Elway	DeBerg
Mon., Sept. 26*	27-30	L	Los Angeles Raiders (OT)	Mile High Stadium	75,964	81°	Elway	Schroeder
Sun., Oct. 2	12-0	W	San Diego Chargers	Jack Murphy Stadium	55,763	71°	Elway	Laufenberg
Sun., Oct. 9	16-13	W	San Francisco 49ers (OT)	Candlestick Park	61,711	74°	Elway	Montana
Sun., Oct. 16	30-14	W	Atlanta Falcons	Mile High Stadium	75,287	77°	Elway	Dils
Sun., Oct. 23	21-39	L	Pittsburgh Steelers	Three Rivers Stadium	49,811	50°	Elway	Blackledge
Mon., Oct. 31*	23-55	L	Indianapolis Colts	Hoosier Dome	60,544	Ind.	Elway	Chandler
Sun., Nov. 6	17-11	W	Kansas City Chiefs	Mile High Stadium	74,227	63°	Elway	Kenney
Sun., Nov. 13	30-7	W	Cleveland Browns	Mile High Stadium	75,806	68°	Elway	Kosar
Sun., Nov. 20	0-42	L	New Orleans Saints	Superdome	68,075	Ind.	Elway	Hebert
Sun., Nov. 27	35-24	W	Los Angeles Rams	Mile High Stadium	74,141	31°	Elway	Everett
Sun., Dec. 4	20-21	L	Los Angeles Raiders	L.A. Coliseum	65,561	72°	Elway	Schroeder
Sun., Dec. 11*	14-42	L	Seattle Seahawks	Kingdome	62,838	Ind.	Elway	Krieg
Sat., Dec. 17	21-10	W	New England Patriots	Mile High Stadium	70,910	50°	Elway	Eason
	327-352				1,085,251			

1989

HEAD COACH: Dan Reeves

PRESEASON (2-2)

Day/Date	Score	W/L	Opponent	Location	Attend.	Temp.	Den. QB	Opp. QB
Sat., Aug. 12*	17-13	W	Los Angeles Rams	Mile High Stadium	70,049	65°	Elway	Everett
Sat., Aug. 19*	17-35	L	San Francisco 49ers	Candlestick Park	58,641	68°	Karcher	Montana
Sat., Aug. 26*	24-21	W	Dallas Cowboys (OT)	Mile High Stadium	74,076	83°	Elway	Aikman
Sat., Sept. 2*	34-38	L	Indianapolis Colts	Hoosier Dome	55,128	Ind.	Elway	Chandler
	92-107				257,894			

REGULAR SEASON (11-5 overall / 1st AFC West (6-2 Div.) / 6-2 home / 5-3 away)

Day/Date	Score	W/L	Opponent	Location	Attend.	Temp.	Den. QB	Opp. QB
Sun., Sept. 10	34-20	W	Kansas City Chiefs	Mile High Stadium	74,284	64°	Elway	DeBerg
Mon., Sept. 18*	28-14	W	Buffalo Bills	Rich Stadium	78,176	60°	Elway	Kelly
Sun., Sept. 24	31-21	W	Los Angeles Raiders	Mile High Stadium	75,754	80°	Elway	Schroeder
Sun., Oct. 1	13-16	L	Cleveland Browns	Cleveland Stadium	78,637	70°	Elway	Kosar
Sun., Oct. 8	16-10	W	San Diego Chargers	Mile High Stadium	75,222	72°	Elway	McMahon
Sun., Oct. 15	14-3	W	Indianapolis Colts	Mile High Stadium	74,680	50°	Elway	Trudeau
Sun., Oct. 22	24-21	W	Seattle Seahawks (OT)	Kingdome	62,353	Ind.	Elway	Krieg
Sun., Oct. 29	24-28	L	Philadelphia Eagles	Mile High Stadium	75,065	42°	Elway	Cunningham
Sun., Nov. 5	34-7	W	Pittsburgh Steelers	Mile High Stadium	74,739	55°	Elway	Brister
Sun., Nov. 12	16-13	W	Kansas City Chiefs	Arrowhead Stadium	76,245	57°	Elway	Pelluer
Mon., Nov. 20*	14-10	W	Washington Redskins	RFK Stadium	52,975	66°	Elway	Rypien
Sun., Nov. 26	41-14	W	Seattle Seahawks	Mile High Stadium	75,117	61°	Elway	Stouffer
Sun., Dec. 3	13-16	L	Los Angeles Raiders (OT)	L.A. Coliseum	87,560	78°	Elway	Beuerlein
Sun., Dec. 10	7-14	L	New York Giants	Mile High Stadium	63,283	23°	Simms	
Sat., Dec. 16	37-0	W	Phoenix Cardinals	Sun Devil Stadium	56,071	59°	Elway	Rosebach
Sat., Dec. 24	16-19	L	San Diego Chargers	Jack Murphy Stadium	50,524	73°	Elway	Tolliver
	362-226				1,130,686			

1989 AFC DIVISIONAL PLAYOFF GAME

Sun., Jan. 7	24-23	W	Pittsburgh Steelers	Mile High Stadium	75,477	55°	Elway	Brister
--------------	-------	---	---------------------	-------------------	--------	-----	-------	---------

1990

HEAD COACH: Dan Reeves

PRESEASON (3-2)

Day/Date	Score	W/L	Opponent	Location	Attend.	Temp.	Den. QB	Opp. QB
Sun., Aug. 5	10-7	W	Seattle Seahawks	Tokyo Dome	48,827	Ind.	Elway	Krieg
<i>(Tokyo, Japan; American Bowl; Sun. 11 a.m. in Tokyo/Sat. 10 p.m. in Denver)</i>								
Sat., Aug. 11*	16-7	W	Indianapolis Colts	Hoosier Dome	51,044	Ind.	Elway	Trudeau
Mon., Aug. 20*	24-27	L	San Francisco 49ers	Mile High Stadium	74,164	78°	Elway	Montana
Sat., Aug. 25*	16-17	L	Miami Dolphins	Joe Robbie Stadium	44,897	80°	Elway	Marino
Fri., Aug. 31*	25-14	W	Phoenix Cardinals	Mile High Stadium	71,082	71°	Elway	Rosenbach
	91-72				290,014			

REGULAR SEASON (5-11 overall / 5th AFC West (3-5 Div.) / 4-4 home / 1-7 away)

Day/Date	Score	W/L	Opponent	Location	Attend.	Temp.	Den. QB	Opp. QB
Sun., Sept. 9	9-14	L	Los Angeles Raiders	L.A. Coliseum	54,206	94°	Elway	Schroeder
Mon., Sept. 17*	24-23	W	Kansas City Chiefs	Mile High Stadium	75,277	63°	Elway	DeBerg
Sun., Sept. 23	34-31	W	Seattle Seahawks (OT)	Mile High Stadium	75,290	72°	Elway	Krieg
Sun., Sept. 30	28-29	L	Buffalo Bills	Rich Stadium	74,393	60°	Elway	Kelly
Mon., Oct. 8*	29-30	L	Cleveland Browns	Mile High Stadium	74,814	35°	Elway	Kosar
Sun., Oct. 14	17-34	L	Pittsburgh Steelers	Mile High Stadium	74,285	58°	Elway	Brister
Sun., Oct. 21	27-17	W	Indianapolis Colts	Hoosier Dome	29,850	Ind.	Elway	Trudeau
Sun., Nov. 4*	22-27	L	Minnesota Vikings	Metrodome	57,331	Ind.	Elway	Gannon
Sun., Nov. 11	7-19	L	San Diego Chargers	Jack Murphy Stadium	59,557	85°	Elway	Tolliver
Sun., Nov. 18	13-16	L	Chicago Bears (OT)	Mile High Stadium	75,013	61°	Elway	Harbaugh
Thu., Nov. 22	27-40	L	Detroit Lions	Silverdome	73,896	Ind.	Elway	Gagliano
Sun., Dec. 2	20-23	L	Los Angeles Raiders	Mile High Stadium	74,162	35°	Elway	Schroeder
Sun., Dec. 9	20-31	L	Kansas City Chiefs	Arrowhead Stadium	74,347	66°	Elway	DeBerg
Sun., Dec. 16	20-10	W	San Diego Chargers	Mile High Stadium	64,919	47°	Elway	Tolliver
Sun., Dec. 23	12-17	L	Seattle Seahawks	Kingdome	55,845	Ind.	Elway	Krieg
Sun., Dec. 30	22-13	W	Green Bay Packers	Mile High Stadium	46,943	38°	Elway	Dilweg
<i>(Bye Oct. 28)</i>	331-374				1,071,128			

1991

HEAD COACH: Dan Reeves

PRESEASON (2-3)

Day/Date	Score	W/L	Opponent	Location	Attend.	Temp.	Den. QB	Opp. QB
Sat., July 27	3-14	L	Detroit Lions	Canton, Ohio (Hall of Fame)	23,815	69°	Elway	Peete
Fri., Aug. 2*	10-3	W	Indianapolis Colts	Mile High Stadium	75,375	62°	Elway	George
Wed., Aug. 7*	6-24	L	San Francisco 49ers	Candlestick Park	54,170	75°	Elway	Young
Mon., Aug. 19*	21-13	W	Miami Dolphins	Mile High Stadium	72,555	66°	Elway	Marino
Fri., Aug. 23*	10-34	L	Phoenix Cardinals	Sun Devil Stadium	38,372	102°	Elway	Tupa
	50-88				264,287			

REGULAR SEASON (12-4 overall / 1st AFC West (5-3 Div.) / 7-1 home / 5-3 away)

Day/Date	Score	W/L	Opponent	Location	Attend.	Temp.	Den. QB	Opp. QB
Sun., Sept. 1	45-14	W	Cincinnati Bengals	Mile High Stadium	72,855	84°	Elway	Esiason
Sun., Sept. 8	13-16	L	Los Angeles Raiders	L.A. Coliseum	48,569	79°	Elway	Schroeder
Sun., Sept. 15	16-10	W	Seattle Seahawks	Mile High Stadium	74,152	64°	Elway	Kemp
Sun., Sept. 22	27-19	W	San Diego Chargers	Mile High Stadium	73,258	57°	Elway	Friesz
Sun., Sept. 29*	13-6	W	Minnesota Vikings	Metrodome	55,031	Ind.	Elway	Wilson, W.
Sun., Oct. 6	14-42	L	Houston Oilers	Astrodome	59,145	Ind.	Elway	Moon
Sun., Oct. 20	19-16	W	Kansas City Chiefs	Mile High Stadium	75,866	64°	Elway	DeBerg
Sun., Oct. 27	9-6	W	New England Patriots	Foxboro Stadium	43,994	76°	Elway	Millen
Sun., Nov. 3*	20-13	W	Pittsburgh Steelers	Mile High Stadium	70,973	23°	Elway	O'Donnell
Sun., Nov. 10	16-17	L	Los Angeles Raiders	Mile High Stadium	75,896	46°	Elway	Schroeder
Sun., Nov. 17	24-20	W	Kansas City Chiefs	Arrowhead Stadium	74,661	59°	Elway	DeBerg
Sun., Nov. 24	10-13	L	Seattle Seahawks	Kingdome	60,430	Ind.	Elway	Krieg
Sun., Dec. 1	20-3	W	New England Patriots	Mile High Stadium	67,116	23°	Elway	Millen
Sun., Dec. 8	17-7	W	Cleveland Browns	Cleveland Stadium	73,539	57°	Elway	Kosar
Sun., Dec. 15	24-19	W	Phoenix Cardinals	Mile High Stadium	74,098	49°	Elway	Chandler
Sun., Dec. 22	17-14	W	San Diego Chargers	Jack Murphy Stadium	51,449	64°	Elway	Friesz
<i>(Bye Oct. 13)</i>	304-235				1,053,275			

1991 AFC DIVISIONAL PLAYOFF GAME

Sat., Jan. 4	26-24	W	Houston Oilers	Mile High Stadium	75,301	36°	Elway	Moon
--------------	-------	---	----------------	-------------------	--------	-----	-------	------

1991 AFC CHAMPIONSHIP GAME

Sun., Jan. 12	7-10	L	Buffalo Bills	Rich Stadium	80,272	42°	Elway	Kelly
---------------	------	---	---------------	--------------	--------	-----	-------	-------

1992

HEAD COACH: Dan Reeves

PRESEASON (1-4)

Day/Date	Score	W/L	Opponent	Location	Attend.	Temp.	Den. QB	Opp. QB
Mon., Aug. 3*	7-13	L	San Francisco 49ers	Candlestick Park	50,435	64°	Pelluer	Young
Sat., Aug. 8*	31-10	W	Tampa Bay Buccaneers	Mile High Stadium	66,521	91°	Elway	Testavade
Sat., Aug. 15*	27-31	L	Miami Dolphins	Olympic Stadium	60,813	64°	Elway	Marino
<i>(Berlin, Germany; American Bowl; 7 p.m. in Berlin/11 a.m. in Denver)</i>								
Sat., Aug. 22*	3-17	L	Dallas Cowboys	Texas Stadium	61,485	83°	Elway	Aikman
Fri., Aug. 28*	17-21	L	Phoenix Cardinals	Mile High Stadium	66,743	80°	Elway	Rosenbach
	75-92				305,997			

REGULAR SEASON (8-8 overall / 3rd AFC West (4-4 Div.) / 7-1 home / 1-7 away)

Day/Date	Score	W/L	Opponent	Location	Attend.	Temp.	Den. QB	Opp. QB
Sun., Sept. 6*	17-13	W	Los Angeles Raiders	Mile High Stadium	75,418	78°	Elway	Schroeder
Sun., Sept. 13	21-13	W	San Diego Chargers	Mile High Stadium	74,367	84°	Elway	Humphries
Sun., Sept. 20	0-30	L	Philadelphia Eagles	Veterans Stadium	65,833	72°	Elway	Cunningham
Sun., Sept. 27	12-0	W	Cleveland Browns	Cleveland Stadium	78,064	69°	Elway	Tomczak
Sun., Oct. 4	20-19	W	Kansas City Chiefs	Mile High Stadium	75,629	76°	Elway	Krieg
Mon., Oct. 12*	3-34	L	Washington Redskins	RFK Stadium	56,371	60°	Elway	Rypien

Sun., Oct. 18	27-21	W	Houston Oilers	Mile High Stadium	74,827	72°	Elway	Moon
Sun., Oct. 25	21-24	L	San Diego Chargers	Jack Murphy Stadium	53,576	71°	Elway	Humphries
Sun., Nov. 8	27-16	W	New York Jets	Mile High Stadium	74,678	55°	Elway	Nagle
Sun., Nov. 15*	27-13	W	New York Giants	Mile High Stadium	75,269	56°	Elway	Hostetler
Sun., Nov. 22	0-24	L	Los Angeles Raiders	L.A. Coliseum	50,011	67°	Maddox	Schroeder
Mon., Nov. 30*	13-16	L	Seattle Seahawks (OT)	Kingdome	51,612	Ind.	Maddox	Stouffer
Sun., Dec. 6	27-31	L	Dallas Cowboys	Mile High Stadium	74,946	31°	Maddox	Aikman
Sat., Dec. 12	17-27	L	Buffalo Bills	Rich Stadium	71,740	32°	Maddox	Kelly
Sun., Dec. 20	10-6	W	Seattle Seahawks	Mile High Stadium	72,570	44°	Elway	Gelbaugh
Sun., Dec. 27	20-42	L	Kansas City Chiefs	Arrowhead Stadium	76,240	45°	Elway	Krieg
<i>(Bye Nov. 1)</i>	262-329				1,108,833			

1993

HEAD COACH: Wade Phillips

PRESEASON (2-2)

Day/Date	Score	W/L	Opponent	Location	Attend.	Temp.	Den. QB	Opp. QB
Sat., Aug. 7*	23-7	W	Tampa Bay Buccaneers	Tampa Stadium	38,020	90°	Elway	Erickson, C.
Mon., Aug. 16*	13-16	L	San Francisco 49ers	Mile High Stadium	71,921	92°	Elway	Bono
Fri., Aug. 20*	34-24	W	Miami Dolphins	Mile High Stadium	59,383	78°	Elway	Marino
Fri., Aug. 27*	9-34	L	Phoenix Cardinals	Sun Devil Stadium	44,207	78°	Elway	Beuerlein
	79-81				213,531			

REGULAR SEASON (9-7 overall / 3rd AFC West (4-4 Div.) / 5-3 home / 4-4 away)

Day/Date	Score	W/L	Opponent	Location	Attend.	Temp.	Den. QB	Opp. QB
Sun., Sept. 5	26-20	W	New York Jets	Giants Stadium	68,130	81°	Elway	Esiason
Sun., Sept. 12	34-17	W	San Diego Chargers	Mile High Stadium	75,074	91°	Elway	Humphries
Mon., Sept. 20*	7-15	L	Kansas City Chiefs	Arrowhead Stadium	78,453	74°	Elway	Montana
Sun., Oct. 3	35-13	W	Indianapolis Colts	Mile High Stadium	74,953	80°	Elway	Trudeau
Sun., Oct. 10*	27-30	L	Green Bay Packers	Lambeau Field	58,943	43°	Elway	Favre
Mon., Oct. 18	20-23	L	Los Angeles Raiders	Mile High Stadium	75,712	44°	Elway	Hostetler
Sun., Oct. 31	28-17	W	Seattle Seahawks	Mile High Stadium	73,644	62°	Elway	Mirer
Sun., Nov. 7	29-14	W	Cleveland Browns	Cleveland Stadium	77,818	36°	Elway	Kosar
Sun., Nov. 14	23-26	L	Minnesota Vikings	Mile High Stadium	67,329	30°	Elway	Salisbury
Sun., Nov. 21	37-13	W	Pittsburgh Steelers	Mile High Stadium	74,840	58°	Elway	O'Donnell
Sun., Nov. 28	17-9	W	Seattle Seahawks	Kingdome	57,812	Ind.	Elway	Mirer
Sun., Dec. 5	10-13	L	San Diego Chargers	Jack Murphy Stadium	60,233	72°	Elway	Humphries
Sun., Dec. 12	27-21	W	Kansas City Chiefs	Mile High Stadium	75,822	51°	Elway	Montana
Sat., Dec. 18	13-3	W	Chicago Bears	Soldier Field	53,056	39°	Elway	Willis
Sun., Dec. 26	10-17	L	Tampa Bay Buccaneers	Mile High Stadium	73,434	57°	Elway	Erickson, C.
Sun., Jan. 2	30-33	L	Los Angeles Raiders (OT)	L.A. Coliseum	66,904	76°	Elway	Hostetler
<i>(Bye Sept. 26 & Oct. 24)</i>	373-284				1,112,157			

1993 AFC WILD CARD PLAYOFF GAME

Sun., Jan. 9	24-42	L	Los Angeles Raiders	L.A. Coliseum	65,314	73°	Elway	Hostetler
--------------	-------	---	---------------------	---------------	--------	-----	-------	-----------

1994

HEAD COACH: Wade Phillips

PRESEASON (2-3)

Day/Date	Score	W/L	Opponent	Location	Attend.	Temp.	Den. QB	Opp. QB
Sun., July 31*	22-25	L	Los Angeles Raiders	Olympic Stadium	37,406	84°	Elway	Hostetler
<i>(Barcelona, Spain; American Bowl; Sun. 7 p.m. in Barcelona/Sun. 11 a.m. in Denver)</i>								
Sat., Aug. 6*	37-16	W	Atlanta Falcons	Mile High Stadium	72,231	92°	Elway	George
Fri., Aug. 12*	3-20	L	San Francisco 49ers	Candlestick Park	52,429	75°	Elway	Young
Sun., Aug. 21	10-34	L	Dallas Cowboys	Texas Stadium	63,923	84°	Elway	Aikman
Thu., Aug. 25*	30-21	W	Arizona Cardinals	Mile High Stadium	70,075	84°	Millen	Beuerlein
	102-116				258,695			

REGULAR SEASON (7-9 overall / 4th AFC West (4-4 Div.) / 4-4 home / 3-5 away)

Day/Date	Score	W/L	Opponent	Location	Attend.	Temp.	Den. QB	Opp. QB
Sun., Sept. 4*	34-37	L	San Diego Chargers	Mile High Stadium	74,032	87°	Elway	Humphries
Sun., Sept. 11	22-25	L	New York Jets (OT)	Giants Stadium	73,436	69°	Elway	Esiason
Sun., Sept. 18	16-48	L	Los Angeles Raiders	Mile High Stadium	75,764	83°	Elway	Hostetler
Mon., Sept. 26*	20-27	L	Buffalo Bills	Rich Stadium	73,373	62°	Elway	Kelly
Sun., Oct. 9	16-9	W	Seattle Seahawks	Husky Stadium	63,872	64°	Elway	Mirer
Mon., Oct. 17	28-31	L	Kansas City Chiefs	Mile High Stadium	75,151	42°	Elway	Montana
Sun., Oct. 23	20-15	W	San Diego Chargers	Jack Murphy Stadium	61,626	69°	Elway	Humphries
Sun., Oct. 30	26-14	W	Cleveland Browns	Mile High Stadium	73,190	40°	Elway	Testaverde
Sun., Nov. 6	21-27	L	Los Angeles Rams	Anaheim Stadium	48,103	74°	Elway	Chandler
Sun., Nov. 13	17-10	W	Seattle Seahawks	Mile High Stadium	71,290	52°	Elway	Mirer
Sun., Nov. 20	32-28	W	Atlanta Falcons	Mile High Stadium	70,594	48°	Elway	George
Sun., Nov. 27	15-13	W	Cincinnati Bengals	Mile High Stadium	69,714	30°	Elway	Blake
Sun., Dec. 4	20-17	W	Kansas City Chiefs (OT)	Arrowhead Stadium	77,631	67°	Elway	Bono
Sun., Dec. 11	13-23	L	Los Angeles Raiders	L.A. Coliseum	60,016	65°	Millen	Hostetler
Sat., Dec. 17	19-42	L	San Francisco 49ers	Candlestick Park	64,884	49°	Elway	Young
Sat., Dec. 24	28-30	L	New Orleans Saints	Mile High Stadium	64,445	59°	Millen	Everett
<i>(Bye Oct. 2)</i>	347-386				1,099,121			

1995

HEAD COACH: Mike Shanahan

PRESEASON (3-2)

Day/Date	Score	W/L	Opponent	Location	Attend.	Temp.	Den. QB	Opp. QB
Sat., July 29*	9-7	W	San Francisco 49ers	Mile High Stadium	71,182	89°	Elway	Young
Sun., Aug. 6	24-10	W	San Francisco 49ers	Tokyo Dome (Tokyo, Japan; American Bowl; Sunday a.m. in Tokyo/Sat. p.m. in Denver)	48,526	Ind.	Elway	Young
Sat., Aug. 12*	10-19	L	Carolina Panthers	Clemson Stadium	57,017	93°	Elway	Reich
Mon., Aug. 21*	20-17	W	Dallas Cowboys	Mile High Stadium	72,451	82°	Elway	Aikman
Fri., Aug. 25*	17-23	L	Jacksonville Jaguars	Jacksonville Municipal Stadium	66,023	82°	Millen	Beuerlein
	80-76				315,199			

REGULAR SEASON (8-8 overall / 4th AFC West (3-5 Div.) / 6-2 home / 2-6 away)

Day/Date	Score	W/L	Opponent	Location	Attend.	Temp.	Den. QB	Opp. QB
Sun., Sept. 3*	22-7	W	Buffalo Bills	Mile High Stadium	75,157	91°	Elway	Kelly
Sun., Sept. 10	21-31	L	Dallas Cowboys	Texas Stadium	64,578	84°	Elway	Aikman
Sun., Sept. 17	38-31	W	Washington Redskins	Mile High Stadium	71,930	80°	Elway	Frerotte
Sun., Sept. 24	6-17	L	San Diego Chargers	Jack Murphy Stadium	58,987	76°	Elway	Humphries
Sun., Oct. 1	10-27	L	Seattle Seahawks	Kingdome	49,914	Ind.	Elway	Mirer
Sun., Oct. 8*	37-3	W	New England Patriots	Foxboro Stadium	60,074	66°	Elway	Bledsoe
Mon., Oct. 16*	27-0	W	Oakland Raiders	Mile High Stadium	75,491	66°	Elway	Hostetler
Sun., Oct. 22	7-21	L	Kansas City Chiefs	Mile High Stadium	71,044	34°	Elway	Bono
Sun., Nov. 5	38-6	W	Arizona Cardinals	Mile High Stadium	71,488	65°	Elway	Krieg
Sun., Nov. 12*	13-31	L	Philadelphia Eagles	Veterans Stadium	60,842	34°	Elway	Peele
Sun., Nov. 19	30-27	W	San Diego Chargers	Mile High Stadium	74,681	55°	Elway	Humphries
Sun., Nov. 26	33-42	L	Houston Oilers	Astrodome	36,113	Ind.	Elway	Chandler
Sun., Dec. 3	31-23	W	Jacksonville Jaguars	Mile High Stadium	72,231	51°	Elway	Beuerlein
Sun., Dec. 10	27-31	L	Seattle Seahawks	Mile High Stadium	71,488	56°	Elway	Mirer
Sun., Dec. 17	17-20	L	Kansas City Chiefs	Arrowhead Stadium	75,061	37°	Elway	Bono
Sun., Dec. 24	31-28	W	Oakland Raiders	Oakland-Alameda County Coliseum	50,074	57°	Elway	Hobert
(Bye Oct. 29)	388-345				1,039,153			

1996

HEAD COACH: Mike Shanahan

PRESEASON (3-1)

Sat., Aug. 3	20-17	W	San Francisco 49ers	3Com Park	48,577	65°	Elway	Young
Sat., Aug. 10*	40-28	W	Carolina Panthers	Mile High Stadium	70,649	87°	Elway	Collins, K.
Sat., Aug. 17*	20-3	W	Dallas Cowboys	Texas Stadium	56,115	78°	Elway	Aikman
Fri., Aug. 23*	24-31	L	Jacksonville Jaguars	Mile High Stadium	57,665	64°	Elway	Brunell
	104-79				233,006			

REGULAR SEASON (13-3 overall / 1st AFC West (6-2 Div.) / 8-0 home / 5-3 away)

Day/Date	Score	W/L	Opponent	Location	Attend.	Temp.	Den. QB	Opp. QB
Sun., Sept. 1	31-6	W	New York Jets	Mile High Stadium	70,595	90°	Elway	O'Donnell
Sun., Sept. 8*	30-20	W	Seattle Seahawks	Kingdome	43,671	Ind.	Elway	Mirer
Sun., Sept. 15	27-23	W	Tampa Bay Buccaneers	Mile High Stadium	71,535	70°	Elway	Dilfer
Sun., Sept. 22	14-17	L	Kansas City Chiefs	Arrowhead Stadium	79,439	75°	Elway	Bono
Sun., Sept. 29	14-10	W	Cincinnati Bengals	Cinergy Field	51,798	70°	Elway	Blake
Sun., Oct. 6	28-17	W	San Diego Chargers	Mile High Stadium	75,058	68°	Elway	Humphries
Sun., Oct. 20	45-34	W	Baltimore Ravens	Mile High Stadium	70,453	36°	Elway	Testaverde
Sun., Oct. 27	34-7	W	Kansas City Chiefs	Mile High Stadium	75,652	44°	Elway	Bono
Mon., Nov. 4*	22-21	W	Oakland Raiders	Oakland-Alameda County Coliseum	61,179	63°	Elway	Hostetler
Sun., Nov. 10	17-12	W	Chicago Bears	Mile High Stadium	75,555	66°	Elway	Krieg
Sun., Nov. 17	34-8	W	New England Patriots	Foxboro Stadium	59,452	55°	Elway	Bledsoe
Sun., Nov. 24	21-17	W	Minnesota Vikings	Hubert H. Humphrey Metrodome	59,142	Ind.	Elway	Johnson, B.
Sun., Dec. 1	34-7	W	Seattle Seahawks	Mile High Stadium	74,982	50°	Elway	Mirer
Sun., Dec. 8	6-41	L	Green Bay Packers	Lambeau Field	60,712	31°	Musgrave	Favre
Sun., Dec. 15	24-19	W	Oakland Raiders	Mile High Stadium	75,466	40°	Elway	Hostetler
Sun., Dec. 22*	10-16	L	San Diego Chargers	Jack Murphy Stadium	46,801	56°	Elway	Humphries
(Bye Oct. 13)	391-275				1,051,490			

1996 AFC DIVISIONAL PLAYOFF GAME

Sat., Jan. 4	27-30	L	Jacksonville Jaguars	Mile High Stadium	75,678	46°	Elway	Brunell
--------------	-------	---	----------------------	-------------------	--------	-----	-------	---------

1997

HEAD COACH: Mike Shanahan

PRESEASON (3-2)

Day/Date	Score	W/L	Opponent	Location	Attend.	Temp.	Den. QB	Opp. QB
Sat., Jul. 26*	31-10	W	Buffalo Bills	Mile High Stadium	69,739	81°	Elway	Collins, T.
Mon., Aug. 4*	19-38	L	Miami Dolphins	Estadio Guillermo Canedo (Mexico City, American Bowl)	104,629	70°	Elway	Marino
Sat., Aug. 9*	23-13	W	Carolina Panthers	Ericsson Stadium	68,296	78°	Lewis	Collins, K.
Sun., Aug. 17	21-31	L	New England Patriots	Foxboro Stadium	55,354	88°	Lewis	Bledsoe
Sat., Aug. 23*	31-17	W	San Francisco 49ers	Mile High Stadium	69,874	89°	Elway	Young
	125-109				367,892			

REGULAR SEASON (12-4 overall / 2nd AFC West (6-2 Div.) / 8-0 home / 4-4 away)

Day/Date	Score	W/L	Opponent	Location	Attend.	Temp.	Den. QB	Opp. QB
Sun., Aug. 31	19-3	W	Kansas City Chiefs	Mile High Stadium	75,600	82°	Elway	Grbac
Sun., Sept. 7	35-14	W	Seattle Seahawks	Kingdome	55,859	Ind.	Elway	Moon
Sun., Sept. 14	35-14	W	St. Louis Rams	Mile High Stadium	74,338	82°	Elway	Banks
Sun., Sept. 21	38-20	W	Cincinnati Bengals	Mile High Stadium	73,871	54°	Elway	Blake
Sun., Sept. 28	29-21	W	Atlanta Falcons	Georgia Dome	48,211	Ind.	Elway	Chandler
Mon., Oct. 6*	34-13	W	New England Patriots	Mile High Stadium	75,821	55°	Elway	Bledsoe
Sun., Oct. 19	25-28	L	Oakland Raiders	Oakland-Alameda County Coliseum	57,006	64°	Elway	George
Sun., Oct. 26	23-20	W	Buffalo Bills (OT)	Rich Stadium	78,458	43°	Elway	Collins, T.
Sun., Nov. 2	30-27	W	Seattle Seahawks	Mile High Stadium	74,212	46°	Elway	Moon

Sun., Nov. 9	34-0	W	Carolina Panthers	Mile High Stadium	71,408	28°	Elway	Collins, K.
Sun., Nov. 16	22-24	L	Kansas City Chiefs	Arrowhead Stadium	77,963	31°	Elway	Gannon
Mon., Nov. 24*	31-3	W	Oakland Raiders	Mile High Stadium	75,307	38°	Elway	George
Sun., Nov. 30	38-28	W	San Diego Chargers	Qualcomm Stadium	54,245	56°	Elway	Whelihan
Sun., Dec. 7	24-35	L	Pittsburgh Steelers	Three Rivers Stadium	59,739	33°	Elway	Stewart
Mon., Dec. 15*	17-34	L	San Francisco 49ers	3Com Park	68,461	50°	Elway	Young
Sun., Dec. 21	38-3	W	San Diego Chargers	Mile High Stadium	69,632	33°	Elway	Whelihan
(Bye Oct. 12)	472-287				1,090,131			

1997 AFC WILD CARD PLAYOFF GAME

Sat., Dec. 27	42-17	W	Jacksonville Jaguars	Mile High Stadium	74,481	44°	Elway	Brunell
---------------	-------	---	----------------------	-------------------	--------	-----	-------	---------

1997 AFC DIVISIONAL PLAYOFF GAME

Sun., Jan. 4	14-10	W	Kansas City Chiefs	Arrowhead Stadium	76,965	32°	Elway	Grbac
--------------	-------	---	--------------------	-------------------	--------	-----	-------	-------

1997 AFC CHAMPIONSHIP GAME

Sun., Jan. 11	24-21	W	Pittsburgh Steelers	Three Rivers Stadium	61,382	38°	Elway	Stewart
---------------	-------	---	---------------------	----------------------	--------	-----	-------	---------

SUPER BOWL XXXII

Sun., Jan. 25	31-24	W	Green Bay Packers	Qualcomm Stadium, San Diego	68,912	67°	Elway	Favre
---------------	-------	---	-------------------	-----------------------------	--------	-----	-------	-------

1998

HEAD COACH: Mike Shanahan

PRESEASON (3-1)

Day/Date	Score	W/L	Opponent	Location	Attend.	Temp.	Den. QB	Opp. QB
Sat., Aug. 8*	20-13	W	St. Louis Rams	Trans World Dome	53,842	Ind.	Brister	Banks
Fri., Aug. 14*	17-10	W	New Orleans Saints	Mile High Stadium	70,937	82°	Elway	Hobert
Mon., Aug. 24*	34-31	W	Green Bay Packers	Mile High Stadium	73,183	73°	Elway	Favre
Sat., Aug. 29	13-16	L	Tennessee Oilers	Vanderbilt Stadium	33,194	89°	Elway	McNair
	84-70				231,156			

REGULAR SEASON (14-2 overall / 1st AFC West (8-0 Div.) / 8-0 home / 6-2 away)

Day/Date	Score	W/L	Opponent	Location	Attend.	Temp.	Den. QB	Opp. QB
Mon., Sept. 7*	27-21	W	New England Patriots	Mile High Stadium	74,745	84°	Elway	Bledsoe
Sun., Sept. 13	42-23	W	Dallas Cowboys	Mile High Stadium	75,013	76°	Elway	Aikman
Sun., Sept. 20	34-17	W	Oakland Raiders	Oakland-Alameda County Coliseum	56,578	65°	Elway	George
Sun., Sept. 27	38-16	W	Washington Redskins	Jack Kent Cooke Stadium	71,880	90°	Brister	Green
Sun., Oct. 4	41-16	W	Philadelphia Eagles	Mile High Stadium	73,218	57°	Brister	Hoying
Sun., Oct. 11	21-16	W	Seattle Seahawks	Kingdome	66,258	Ind.	Elway	Moon
Sun., Oct. 25	37-24	W	Jacksonville Jaguars	Mile High Stadium	75,217	63°	Elway	Brunell
Sun., Nov. 1	33-26	W	Cincinnati Bengals	Cinergy Field	59,974	60°	Elway	O'Donnell
Sun., Nov. 8	27-10	W	San Diego Chargers	Mile High Stadium	74,925	37°	Brister	Leaf
Mon., Nov. 16*	30-7	W	Kansas City Chiefs	Arrowhead Stadium	78,100	54°	Brister	Gannon
Sun., Nov. 22	40-14	W	Oakland Raiders	Mile High Stadium	75,325	73°	Elway	Hollas
Sun., Nov. 29*	31-16	W	San Diego Chargers	Qualcomm Stadium	66,532	63°	Elway	Whelihan
Sun., Dec. 6	35-31	W	Kansas City Chiefs	Mile High Stadium	74,962	35°	Elway	Gannon
Sun., Dec. 13	16-20	L	New York Giants	Giants Stadium	72,336	41°	Elway	Graham
Mon., Dec. 21*	21-31	L	Miami Dolphins	Pro Player Stadium	74,363	76°	Elway	Marino
Sun., Dec. 27	28-21	W	Seattle Seahawks	Mile High Stadium	74,057	46°	Elway	Kitna
(Bye Oct. 18)	501-309				1,143,213			

1998 AFC DIVISIONAL PLAYOFF GAME

Sat., Jan. 9	38-3	W	Miami Dolphins	Mile High Stadium	75,729	49°	Elway	Marino
--------------	------	---	----------------	-------------------	--------	-----	-------	--------

1998 AFC CHAMPIONSHIP GAME

Sun., Jan. 17	23-10	W	New York Jets	Mile High Stadium	75,482	41°	Elway	Testaverde
---------------	-------	---	---------------	-------------------	--------	-----	-------	------------

SUPER BOWL XXXIII

Sun., Jan. 31*	34-19	W	Atlanta Falcons	Pro Player Stadium, Miami	74,803	73°	Elway	Chandler
----------------	-------	---	-----------------	---------------------------	--------	-----	-------	----------

1999

HEAD COACH: Mike Shanahan

PRESEASON (3-2)

Day/Date	Score	W/L	Opponent	Location	Attend.	Temp.	Den. QB	Opp. QB
Sun., Aug. 8	20-17	W	San Diego Chargers	Stadium Australia (Sydney, Australia; American Bowl; Sunday a.m. in Sydney/Sat. p.m. in Denver)	73,811	60°	Brister	Harbaugh
Sat., Aug. 14*	38-7	W	Arizona Cardinals	Mile High Stadium	67,941	80°	Brister	Plummer
Mon., Aug. 23*	12-27	L	Green Bay Packers	Camp Randall Stad., Madison, Wisc.	78,184	66°	Brister	Favre
Sun., Aug. 29*	12-22	L	Dallas Cowboys	Texas Stadium	61,893	98°	Brister	Aikman
Fri., Sept. 3*	34-3	W	San Francisco 49ers	Mile High Stadium	68,421	67°	Griese	Garcia
	116-76				350,250			

REGULAR SEASON (6-10 overall / 5th AFC West (4-4 Div.) / 3-5 home / 3-5 away)

Day/Date	Score	W/L	Opponent	Location	Attend.	Temp.	Den. QB	Opp. QB
Mon., Sept. 13*	21-38	L	Miami Dolphins	Mile High Stadium	75,623	60°	Griese	Marino
Sun., Sept. 19	10-26	L	Kansas City Chiefs	Arrowhead Stadium	78,683	69°	Griese	Grbac
Sun., Sept. 26	10-13	L	Tampa Bay Buccaneers	Raymond James Stadium	65,297	82°	Griese	Dilfer
Sun., Oct. 3	13-21	L	New York Jets	Mile High Stadium	74,181	54°	Griese	Mirer
Sun., Oct. 10	16-13	W	Oakland Raiders	Network Associates Coliseum	55,704	79°	Griese	Gannon
Sun., Oct. 17	31-10	W	Green Bay Packers	Mile High Stadium	73,352	50°	Griese	Favre
Sun., Oct. 24	23-24	L	New England Patriots	Foxboro Stadium	60,011	53°	Griese	Bledsoe
Sun., Oct. 31	20-23	L	Minnesota Vikings	Mile High Stadium	75,021	75°	Griese	George
Sun., Nov. 7	33-17	W	San Diego Chargers	Qualcomm Stadium	61,204	69°	Miller	Harbaugh
Sun., Nov. 14*	17-20	L	Seattle Seahawks	Kingdome	66,314	Ind.	Miller	Kitna
Mon., Nov. 22*	27-21	W	Oakland Raiders (OT)	Mile High Stadium	70,012	26°	Miller	Gannon
Sun., Dec. 5	10-16	L	Kansas City Chiefs	Mile High Stadium	73,855	45°	Griese	Grbac
Mon., Dec. 13*	24-27	L	Jacksonville Jaguars	ALLTEL Stadium	71,357	68°	Griese	Brunell
Sun., Dec. 19	36-30*	W	Seattle Seahawks	Mile High Stadium	65,987	27°	Griese	Kitna
Sat., Dec. 25	17-7	W	Detroit Lions	Silverdome	73,158	Ind.	Griese	Batch
Sun., Jan. 2	6-12	L	San Diego Chargers	Mile High Stadium	69,278	41°	Griese	Harbaugh
(Bye Nov. 28)	314-318				1,109,037			

2000

HEAD COACH: Mike Shanahan

PRESEASON (4-0)

Day/Date	Score	W/L	Opponent	Location	Attend.	Temp.	Den. QB	Opp. QB
Sat., Aug. 5*	31-17	W	Arizona Cardinals	Sun Devil Stadium	37,781	101°	Griese	Plummer
Sun., Aug. 13	26-20	W	Green Bay Packers	Mile High Stadium	75,367	89°	Griese	Hasselbeck, M.
Sat., Aug. 19*	36-23	W	Dallas Cowboys	Mile High Stadium	76,632	85°	Griese	Alkman
Fri., Aug. 25*	28-24	W	San Francisco 49ers	3COM Park	65,016	70°	Griese	Garcia
	121-84				254,796			

REGULAR SEASON (11-5 overall / 2nd AFC West (6-2 Div.) / 6-2 home / 5-3 away)

Day/Date	Score	W/L	Opponent	Location	Attend.	Temp.	Den. QB	Opp. QB
Mon., Sept. 4*	36-41	L	St. Louis Rams	Trans World Dome	65,956	Ind.	Griese	Warner
Sun., Sept. 10	42-14	W	Atlanta Falcons	Mile High Stadium	75,466	84°	Griese	Chandler
Sun., Sept. 17	33-24	W	Oakland Raiders	Network Associates Coliseum	62,078	79°	Griese	Gannon
Sun., Sept. 24	22-23	L	Kansas City Chiefs	Mile High Stadium	74,596	36°	Frerotte	Grbac
Sun., Oct. 1	19-28	L	New England Patriots	Mile High Stadium	75,684	80°	Griese	Bledsoe
Sun., Oct. 8	21-7	W	San Diego Chargers	Qualcomm Stadium	56,079	68°	Griese	Harbaugh
Sun., Oct. 15	44-10	W	Cleveland Browns	Mile High Stadium	75,811	59°	Griese	Couch
Sun., Oct. 22	21-31	L	Cincinnati Bengals	Paul Brown Stadium	61,603	73°	Griese	Smith
Sun., Nov. 5	30-23	W	New York Jets	Giants Stadium	78,305	51°	Griese	Testaverde
Mon., Nov. 13*	27-24	W	Oakland Raiders	Mile High Stadium	75,951	20°	Griese	Gannon
Sun., Nov. 19	38-37	W	San Diego Chargers	Mile High Stadium	75,218	39°	Frerotte	Leaf
Sun., Nov. 26	38-31	W	Seattle Seahawks	Husky Stadium	68,661	48°	Frerotte	Huard, B.
Sun., Dec. 3	38-23	W	New Orleans Saints	Louisiana Superdome	64,900	Ind.	Frerotte	Brooks
Sun., Dec. 10	31-24	W	Seattle Seahawks	Mile High Stadium	75,218	22°	Frerotte	Kitna
Sun., Dec. 17	7-20	L	Kansas City Chiefs	Arrowhead Stadium	78,406	9°	Frerotte	Grbac
Sat., Dec. 23	38-9	W	San Francisco 49ers	Mile High Stadium	76,098	45°	Griese	Garcia
(Bye Oct. 29)	485-369				1,140,030			

2000 AFC WILD CARD PLAYOFF GAME

Sun., Dec. 31	3-21	L	Baltimore Ravens	PSINet Stadium	69,638	22°	Frerotte	Dilfer
---------------	------	---	------------------	----------------	--------	-----	----------	--------

2001

HEAD COACH: Mike Shanahan

PRESEASON (3-1)

Day/Date	Score	W/L	Opponent	Location	Attend.	Temp.	Den. QB	Opp. QB
Sat., Aug. 11*	29-6	W	Dallas Cowboys	Texas Stadium	46,883	86°	Griese	Banks
Mon., Aug. 20*	7-22	L	Green Bay Packers	Lambeau Field	59,177	77°	Griese	Favre
Sat., Aug. 25*	31-24	W	New Orleans Saints	INVESCO Field at Mile High	74,063	81°	Griese	Brooks
Fri., Aug. 31*	35-7	W	San Francisco 49ers	INVESCO Field at Mile High	73,855	72°	Frerotte	Rattay
	93-59				253,928			

REGULAR SEASON (8-8 overall / 3rd AFC West (4-4 Div.) / 6-2 home / 2-6 away)

Day/Date	Score	W/L	Opponent	Location	Attend.	Temp.	Den. QB	Opp. QB
Mon., Sept. 10*	31-20	W	New York Giants	INVESCO Field at Mile High	75,735	75°	Griese	Collins
Sun., Sept. 16			**Postponed until Jan. 6 due to terrorist attacks on U.S. **					
Sun., Sept. 23*	38-17	W	Arizona Cardinals	Sun Devil Stadium	50,913	103°	Griese	Plummer
Sun., Sept. 30	13-20	L	Baltimore Ravens	INVESCO Field at Mile High	75,082	71°	Griese	Grbac
Sun., Oct. 7	20-6	W	Kansas City Chiefs	INVESCO Field at Mile High	75,037	74°	Griese	Green
Sun., Oct. 14	21-34	L	Seattle Seahawks	Husky Stadium	61,837	54°	Griese	Dilfer
Sun., Oct. 21	10-27	L	San Diego Chargers	Qualcomm Stadium	67,521	66°	Griese	Flutie
Sun., Oct. 28	31-20	W	New England Patriots	INVESCO Field at Mile High	74,750	72°	Griese	Brady
Mon., Nov. 5*	28-38	L	Oakland Raiders	Network Associates Coliseum	62,637	62°	Griese	Gannon
Sun., Nov. 11	26-16	W	San Diego Chargers	INVESCO Field at Mile High	74,951	62°	Griese	Flutie
Sun., Nov. 18	10-17	L	Washington Redskins	INVESCO Field at Mile High	74,622	44°	Griese	Banks
Thu., Nov. 22	26-24	W	Dallas Cowboys	Texas Stadium	64,104	72°	Griese	Leaf
Sun., Dec. 2	10-21	L	Miami Dolphins	Pro Player Stadium	73,938	76°	Griese	Fiedler
Sun., Dec. 9*	20-7	W	Seattle Seahawks	INVESCO Field at Mile High	74,524	38°	Griese	Hasselbeck, M.
Sun., Dec. 16	23-26	L	Kansas City Chiefs (OT)	Arrowhead Stadium	77,778	49°	Frerotte	Green
Sun., Dec. 30	23-17	W	Oakland Raiders	INVESCO Field at Mile High	75,582	24°	Griese	Gannon
Sun., Jan. 6	10-29	L	Indianapolis Colts	RCA Dome	56,192	Ind.	Griese	Manning, P.
(Bye Dec. 23)	340-339				1,115,203			

2002

HEAD COACH: Mike Shanahan

PRESEASON (3-1)

Day/Date	Score	W/L	Opponent	Location	Attend.	Temp.	Den. QB	Opp. QB
Sat., Aug. 10*	27-3	W	Chicago Bears	Memorial Stadium, Champaign, Ill.	52,168	85°	Griese	Miller
Mon., Aug. 19*	7-12	L	San Francisco 49ers	INVESCO Field at Mile High	73,071	85°	Griese	Garcia
Sat., Aug. 24*	19-13	W	Arizona Cardinals	Sun Devil Stadium	26,736	105°	Griese	Plummer
Thu., Aug. 29*	31-0	W	Seattle Seahawks	INVESCO Field at Mile High	71,755	65°	Jackson	Hasselbeck, M.
	84-28				223,730			

REGULAR SEASON (9-7 overall / 2nd AFC West (3-3 Div.) / 5-3 home / 4-4 away)

Day/Date	Score	W/L	Opponent	Location	Attend.	Temp.	Den. QB	Opp. QB
Sun., Sept. 8	23-16	W	St. Louis Rams	INVESCO Field at Mile High	75,710	83°	Griese	Warner
Sun., Sept. 15	24-14	W	San Francisco 49ers	3COM Park	67,685	67°	Griese	Garcia
Sun., Sept. 22	28-23	W	Buffalo Bills	INVESCO Field at Mile High	75,359	59°	Griese	Bledsoe
Mon., Sept. 30*	23-34	L	Baltimore Ravens	Ravens Stadium	69,538	71°	Griese	Redman
Sun., Oct. 6	26-9	W	San Diego Chargers	INVESCO Field at Mile High	75,065	57°	Griese	Brees
Sun., Oct. 13*	22-24	L	Miami Dolphins	INVESCO Field at Mile High	75,941	58°	Griese	Fiedler

2003

HEAD COACH: Mike Shanahan

PRESEASON (3-1)

Day/Date	Score	W/L	Opponent	Location	Attend.	Temp.	Den. QB	Opp. QB
Sat., Aug. 9*	20-12	W	Houston Texans	Reliant Stadium	70,021	Ind.	Plummer	Carr
Sat., Aug. 16*	15-10	W	Chicago Bears	Memorial Stadium, Champaign, Ill.	52,861	85°	Plummer	Stewart
Mon., Aug. 25*	23-28	L	Indianapolis Colts	INVESCO Field at Mile High	72,510	82°	Plummer	Manning, P.
Fri., Aug. 29*	20-3	W	Seattle Seahawks	INVESCO Field at Mile High	73,038	70°	Jackson	Hasselbeck, M.
	78-53				268,430			

REGULAR SEASON (10-6 overall / 2nd AFC West (5-1 Div.) / 6-2 home / 4-4 away)

Day/Date	Score	W/L	Opponent	Location	Attend.	Temp.	Den. QB	Opp. QB
Sun., Sept. 7	30-10	W	Cincinnati Bengals	Paul Brown Stadium	63,820	72°	Plummer	Kitna
Sun., Sept. 14	37-13	W	San Diego Chargers	Qualcomm Stadium	65,445	73°	Plummer	Brees
Mon., Sept. 22*	31-10	W	Oakland Raiders	INVESCO Field at Mile High	76,753	72°	Plummer	Gannon
Sun., Sept. 28	20-16	W	Detroit Lions	INVESCO Field at Mile High	75,719	66°	Plummer	Harrington
Sun., Oct. 5	23-24	L	Kansas City Chiefs	Arrowhead Stadium	78,903	69°	Plummer	Green
Sun., Oct. 12	17-14	W	Pittsburgh Steelers	INVESCO Field at Mile High	75,974	73°	Beuerlein	Maddox
Sun., Oct. 19	20-28	L	Minnesota Vikings	Hubert H. Humphrey Metrodome	64,381	Ind.	Beuerlein	Culpepper
Sun., Oct. 26	6-26	L	Baltimore Ravens	M&T Bank Stadium	69,721	67°	Kanell	Bolter
Mon., Nov. 3*	28-30	L	New England Patriots	INVESCO Field at Mile High	76,203	35°	Kanell	Brady
Sun., Nov. 16	37-8	W	San Diego Chargers	INVESCO Field at Mile High	75,217	52°	Plummer	Flutie
Sun., Nov. 23	10-19	L	Chicago Bears	INVESCO Field at Mile High	75,540	18°	Plummer	Chandler
Sun., Nov. 30	22-8	W	Oakland Raiders	Network Associates Coliseum	57,201	55°	Plummer	Mirer
Sun., Dec. 7	45-27	W	Kansas City Chiefs	INVESCO Field at Mile High	76,403	63°	Plummer	Green
Sun., Dec. 14	23-20	W	Cleveland Browns (OT)	INVESCO Field at Mile High	75,358	52°	Plummer	Couch
Sun., Dec. 21*	31-17	W	Indianapolis Colts	RCA Dome	57,149	Ind.	Plummer	Manning, P.
Sun., Dec. 28	3-31	L	Green Bay Packers	Lambeau Field	70,299	45°	Jackson	Favre
(Bye Nov. 9)	381-301				1,134,086			

2003 AFC WILD CARD PLAYOFF GAME

Sun., Jan. 4	10-41	L	Indianapolis Colts	RCA Dome	56,586	Ind.	Plummer	Manning, P.
--------------	-------	---	--------------------	----------	--------	------	---------	-------------

2004

HEAD COACH: Mike Shanahan

PRESEASON (2-3)

Day/Date	Score	W/L	Opponent	Location	Attend.	Temp.	Den. QB	Opp. QB
Mon., Aug. 9*	17-20	L	Washington Redskins	Fawcett Stadium	22,177	75°	Plummer	Brunell
Sun., Aug. 15*	6-16	L	Buffalo Bills	(Canton, Ohio; Hall of Fame Game)	49,645	70°	Plummer	Bledsoe
Sat., Aug. 21*	19-3	W	Seattle Seahawks	Qwest Field	47,641	66°	Plummer	Hasselbeck, M.
Fri., Aug. 27*	31-17	W	Houston Texans	INVESCO Field at Mile High	71,256	54°	Plummer	Carr
Thu., Sept. 2*	21-33	L	Arizona Cardinals	INVESCO Field at Mile High	71,986	79°	Kanell	McCown
	94-89				262,705			

REGULAR SEASON (10-6 overall / 2nd AFC West (3-3 Div.) / 6-2 home / 4-4 away)

Day/Date	Score	W/L	Opponent	Location	Attend.	Temp.	Den. QB	Opp. QB
Sun., Sept. 12*	34-24	W	Kansas City Chiefs	INVESCO Field at Mile High	75,939	82°	Plummer	Green
Sun., Sept. 19	6-7	L	Jacksonville Jaguars	ALLTEL Stadium	69,127	78°	Plummer	Leftwich
Sun., Sept. 26	23-13	W	San Diego Chargers	INVESCO Field at Mile High	74,533	73°	Plummer	Brees
Sun., Oct. 3	16-13	W	Tampa Bay Buccaneers	Raymond James Stadium	65,341	86°	Plummer	Johnson
Sun., Oct. 10	20-17	W	Carolina Panthers	INVESCO Field at Mile High	75,072	72°	Plummer	Delhomme
Sun., Oct. 17	31-3	W	Oakland Raiders	Network Associates Coliseum	57,293	67°	Plummer	Collins
Mon., Oct. 25*	10-23	L	Cincinnati Bengals	Paul Brown Stadium	65,806	61°	Plummer	Palmer
Sun., Oct. 31	28-41	L	Atlanta Falcons	INVESCO Field at Mile High	75,083	54°	Plummer	Vick
Sun., Nov. 7	31-13	W	Houston Texans	INVESCO Field at Mile High	74,292	69°	Plummer	Carr
Sun., Nov. 21	34-13	W	New Orleans Saints	Louisiana Superdome	64,900	Ind.	Plummer	Brooks
Sun., Nov. 28*	24-25	L	Oakland Raiders	INVESCO Field at Mile High	75,936	18°	Plummer	Collins
Sun., Dec. 5	17-20	L	San Diego Chargers	Qualcomm Stadium	65,395	58°	Plummer	Brees
Sun., Dec. 12	20-17	W	Miami Dolphins	INVESCO Field at Mile High	75,027	37°	Plummer	Feeley
Sun., Dec. 19	17-45	L	Kansas City Chiefs	Arrowhead Stadium	77,702	15°	Plummer	Green
Sat., Dec. 25*	37-16	W	Tennessee Titans	The Coliseum	68,809	29°	Plummer	Volek
Sun., Jan. 2	33-14	W	Indianapolis Colts	INVESCO Field at Mile High	75,149	32°	Plummer	Manning, P.
(Bye Nov. 14)	381-304				1,135,404			

2004 AFC WILD CARD PLAYOFF GAME

Sun., Jan. 9	24-49	L	Indianapolis Colts	RCA Dome	56,609	Ind.	Plummer	Manning, P.
--------------	-------	---	--------------------	----------	--------	------	---------	-------------

2005

HEAD COACH: Mike Shanahan

PRESEASON (4-0)

Day/Date	Score	W/L	Opponent	Location	Attend.	Temp.	Den. QB	Opp. QB
Sat., Aug. 13*	20-14	W	Houston Texans	Reliant Stadium	70,016	Ind.	Plummer	Carr
Sat., Aug. 20*	26-21	W	San Francisco 49ers	INVESCO Field at Mile High	70,794	70°	Plummer	Smith
Sat., Aug. 27*	37-24	W	Indianapolis Colts	INVESCO Field at Mile High	74,152	77°	Plummer	Manning, P.
Fr., Sept. 2*	30-21	W	Arizona Cardinals	Sun Devil Stadium	40,888	99°	Van Pelt	Warner
	113-80				255,850			

REGULAR SEASON (13-3 overall / 1st AFC West (5-1 Div.) / 8-0 home / 5-3 away)

Day/Date	Score	W/L	Opponent	Location	Attend.	Temp.	Den. QB	Opp. QB
Sun., Sept. 11	10-34	L	Miami Dolphins	Dolphins Stadium	72,324	89°	Plummer	Frerotte
Sun., Sept. 18	20-17	W	San Diego Chargers	INVESCO Field at Mile High	75,310	77°	Plummer	Brees
Mon., Sept. 26*	30-10	W	Kansas City Chiefs	INVESCO Field at Mile High	76,381	72°	Plummer	Green
Sun., Oct. 2	20-7	W	Jacksonville Jaguars	Altel Stadium	66,045	82°	Plummer	Leftwich
Sun., Oct. 9	21-19	W	Washington Redskins	INVESCO Field at Mile High	75,880	50°	Plummer	Brunell
Sun., Oct. 16	28-20	W	New England Patriots	INVESCO Field at Mile High	76,571	75°	Plummer	Brady
Sun., Oct. 23	23-24	L	New York Giants	Giants Stadium	78,516	54°	Plummer	Manning, E.
Sun., Oct. 30	49-21	W	Philadelphia Eagles	INVESCO Field at Mile High	76,530	52°	Plummer	McNabb
Sun., Nov. 13	31-17	W	Oakland Raiders	McAfee Coliseum	62,779	61°	Plummer	Collins
Sun., Nov. 20	27-0	W	New York Jets	INVESCO Field at Mile High	76,255	61°	Plummer	Bollinger
Thu., Nov. 24	24-21	W	Dallas Cowboys (OT)	Texas Stadium	63,273	68°	Plummer	Bledsoe
Sun., Dec. 4	27-31	L	Kansas City Chiefs	Arrowhead Stadium	78,261	28°	Plummer	Green
Sun., Dec. 11	12-10	W	Baltimore Ravens	INVESCO Field at Mile High	75,651	41°	Plummer	Boller
Sat., Dec. 17*	28-17	W	Buffalo Bills	Ralph Wilson Stadium	71,887	28°	Plummer	Holcomb
Sat., Dec. 24	22-3	W	Oakland Raiders	INVESCO Field at Mile High	76,212	52°	Plummer	Collins
Sat., Dec. 31	23-7	W	San Diego Chargers	Qualcomm Stadium	65,513	61°	Plummer	Brees
(Bye Nov. 6)	395-258				1,167,388			

2005 AFC DIVISIONAL PLAYOFF GAME

Sat., Jan. 14	27-13	W	New England Patriots	INVESCO Field at Mile High	76,238	54°	Plummer	Brady
---------------	-------	---	----------------------	----------------------------	--------	-----	---------	-------

2005 AFC CHAMPIONSHIP GAME

Sun., Jan. 22	17-34	L	Pittsburgh Steelers	INVESCO Field at Mile High	76,775	34°	Plummer	Roethlisberger
---------------	-------	---	---------------------	----------------------------	--------	-----	---------	----------------

2006

HEAD COACH: Mike Shanahan

PRESEASON (3-1)

Day/Date	Score	W/L	Opponent	Location	Attend.	Temp.	Den. QB	Opp. QB
Fri., Aug. 11*	13-20	L	Detroit Lions	Ford Field	56,915	Ind.	Plummer	Kirby
Sat., Aug. 19*	35-10	W	Tennessee Titans	INVESCO Field at Mile High	73,180	63°	Plummer	Volek
Sun., Aug. 27*	17-14	W	Houston Texans	INVESCO Field at Mile High	73,689	70°	Plummer	Carr
Thu., Aug. 31*	29-23	W	Arizona Cardinals	Cardinals Stadium	62,937	Ind.	Cutler	Warner
	94-67				266,721			

REGULAR SEASON (9-7 overall / 3rd AFC West (3-3 Div.) / 4-4 home / 5-3 away)

Day/Date	Score	W/L	Opponent	Location	Attend.	Temp.	Den. QB	Opp. QB
Sun., Sept. 10	10-18	L	St. Louis Rams	Edward Jones Dome	56,577	Ind.	Plummer	Quigley
Sun., Sept. 17	9-6	W	Kansas City Chiefs (OT)	INVESCO Field at Mile High	76,786	61°	Plummer	Huard, D.
Sun., Sept. 24*	17-7	W	New England Patriots	Gillette Stadium	68,756	68°	Plummer	Brady
Mon., Oct. 9*	13-3	W	Baltimore Ravens	INVESCO Field at Mile High	76,355	39°	Plummer	McNair
Sun., Oct. 15*	13-3	W	Oakland Raiders	INVESCO Field at Mile High	76,691	64°	Plummer	Walter
Sun., Oct. 22	17-7	W	Cleveland Browns	Cleveland Browns Stadium	73,024	48°	Plummer	Frye
Sun., Oct. 29	31-34	L	Indianapolis Colts	INVESCO Field at Mile High	76,767	70°	Plummer	Manning, P.
Sun., Nov. 5	31-20	W	Pittsburgh Steelers	Heinz Field	64,661	53°	Plummer	Roethlisberger
Sun., Nov. 12	17-13	W	Oakland Raiders	McAfee Coliseum	62,094	56°	Plummer	Walter
Sun., Nov. 19*	27-35	L	San Diego Chargers	INVESCO Field at Mile High	76,723	34°	Plummer	Rivers
Thu., Nov. 23*	10-19	L	Kansas City Chiefs	Arrowhead Stadium	79,484	65°	Plummer	Green
Sun., Dec. 3*	20-23	L	Seattle Seahawks	INVESCO Field at Mile High	76,146	16°	Cutler	Hasselbeck, M.
Sun., Dec. 10	20-48	L	San Diego Chargers	Qualcomm Stadium	67,514	57°	Cutler	Rivers
Sun., Dec. 17	37-20	W	Arizona Cardinals	Cardinals Stadium	63,845	60°	Cutler	Leinart
Sun., Dec. 24	24-23	W	Cincinnati Bengals	INVESCO Field at Mile High	75,759	32°	Cutler	Palmer
Sun., Dec. 31	23-26	L	San Francisco 49ers (OT)	INVESCO Field at Mile High	75,555	32°	Cutler	Smith
(Bye Oct. 7)	319-305				1,155,737			

BRONCOS CLIMB ABOVE .500 IN REGULAR-SEASON PLAY

The Broncos' all-time record in the regular season has been at or above the .500 mark since the club earned a 21-17 win at Minnesota on Nov. 24, 1996. That victory took Denver's record to 267-267-10, and the Broncos enter the 2007 season 44 games above .500 (371-327-10 / .531) as a franchise.

Before 1996, Denver's all-time regular-season record had not been .500 or better since the franchise's first year in 1960. The Broncos were 4-4 after playing their first eight games that season, but a 34-7 loss at the Dallas Texans on Nov. 13, 1960, sent the club below .500 for the first time.

Denver's all-time regular-season record did not reach the .500 mark until a little more than 36 years later with that win against the Vikings in 1996.

SERIES RECORDS VS. OPPONENTS

ARIZONA CARDINALS

Reg. Season: (7-0-1 / .938)

Home (4-0) / Away (3-0-1)

1973 (11/4)—Denver 17, @St. Louis 17 (T)
1977 (9/18)—@Denver 7, St. Louis 0
1989 (12/16)—Denver 37, @Phoenix 0
1991 (12/15)—@Denver 24, Phoenix 19
1995 (11/5)—@Denver 38, Arizona 6
2001 (9/23)—Denver 38, @Arizona 17
2002 (12/29)—@Denver 37, Arizona 7
2006 (12/17)—Denver 37, @Arizona 20

RS Pts.—DEN 235, ARI 86

Franchise known as Phoenix before 1994 and in St. Louis before 1988

ATLANTA FALCONS

Reg. Season: (7-4-0 / .636)

Home (4-2) / Away (3-2)

Postseason: (1-0 / 1.000)

Home (0-0) / Away (0-0) / S.B. (1-0)

1970 (10/18)—@Denver 24, Atlanta 10
1972 (11/26)—@Atlanta 23, Denver 20
1975 (11/23)—@Atlanta 35, Denver 21
1979 (9/16)—Denver 20, @Atlanta 17 (OT)
1982 (12/5)—Atlanta 34, @Denver 27
1985 (9/22)—Denver 44, @Atlanta 28
1988 (10/16)—@Denver 30, Atlanta 14
1994 (11/20)—@Denver 32, Atlanta 28
1997 (9/28)—Denver 29, @Atlanta 21
1998 (1/31)—Denver 34, @Atlanta 19*
2000 (9/10)—@Denver 42, Atlanta 14
2004 (10/31)—Atlanta 41, @Denver 28

RS Pts.—DEN 317, ATL 265

PS Pts.—DEN 34, ATL 19

*Super Bowl XXXIII in Miami

BALTIMORE RAVENS

Reg. Season: (3-3-0 / .500)

Home (3-1) / Away (0-2)

Postseason: (0-1 / .000)

Home (0-0) / Away (0-1) / S.B. (0-0)

1996 (10/20)—@Denver 45, Baltimore 34
2000 (12/31)—@Baltimore 21, Denver 3*
2001 (9/30)—Baltimore 20, @Denver 13
2002 (9/30)—@Baltimore 34, Denver 23
2003 (10/26)—@Baltimore 26, Denver 6
2005 (12/11)—@Denver 12, Baltimore 10
2006 (10/9)—@Denver 13, Baltimore 3

RS Pts.—DEN 112, BAL 127

PS Pts.—DEN 3, BAL 21

*AFC Wild Card Playoff Game

BUFFALO BILLS

Reg. Season: (14-17-1 / .453)

Home (4-6-1) / Away (10-11)

Postseason: (0-1 / .000)

Home (0-0) / Away (0-1) / S.B. (0-0)

1960 (9/18)—Denver 27, @Buffalo 21
1960 (11/27)—@Denver 38, Buffalo 38 (T)
1961 (9/10)—Denver 22, @Buffalo 10
1961 (11/19)—Buffalo 23, @Denver 10
1962 (9/15)—Denver 23, @Buffalo 20
1962 (10/28)—Buffalo 45, @Denver 38
1963 (11/3)—Buffalo 30, @Denver 28
1963 (11/9)—@Buffalo 27, Denver 17
1964 (9/20)—@Buffalo 30, Denver 13
1964 (12/13)—Buffalo 30, @Denver 19
1965 (9/19)—Buffalo 30, @Denver 15
1965 (10/24)—@Buffalo 31, Denver 13
1966 (12/18)—@Buffalo 38, Denver 21
1967 (10/8)—Buffalo 17, @Denver 16
1967 (11/19)—Denver 21, @Buffalo 20
1968 (11/24)—@Denver 34, Buffalo 32
1969 (9/28)—@Buffalo 41, Denver 28
1970 (9/20)—Denver 25, @Buffalo 10
1975 (10/5)—@Buffalo 38, Denver 14
1977 (9/25)—@Denver 26, Buffalo 6
1979 (12/2)—Denver 19, @Buffalo 16
1981 (10/25)—@Buffalo 9, Denver 7
1984 (10/21)—Denver 37, @Buffalo 7

1987 (11/8)—@Buffalo 21, Denver 14
1989 (9/18)—Denver 28, @Buffalo 14
1990 (9/30)—@Buffalo 29, Denver 28
1991 (1/12)—@Buffalo 10, Denver 7*
1992 (12/12)—@Buffalo 27, Denver 17
1994 (9/26)—@Buffalo 27, Denver 20
1995 (9/3)—@Denver 22, Buffalo 7
1997 (10/26)—Denver 23, @Buffalo 20 (OT)
2002 (9/22)—@Denver 28, Buffalo 23
2005 (12/17)—Denver 28, @Buffalo 17
RS Pts.—DEN 719, BUF 754
PS Pts.—DEN 7, BUF 10
*AFC Championship Game

CAROLINA PANTHERS

Reg. Season: (2-0-0 / 1.000)

Home (2-0) / Away (0-0)

1997 (11/9)—@Denver 34, Carolina 0
2004 (10/10)—@Denver 20, Carolina 17
RS Pts.—DEN 54, CAR 17

CHICAGO BEARS

Reg. Season: (6-6-0 / .500)

Home (4-3) / Away (2-3)

1971 (12/5)—@Denver 6, Chicago 3
1973 (9/30)—Chicago 33, @Denver 14
1976 (12/12)—Denver 28, @Chicago 14
1978 (10/16)—@Denver 16, Chicago 14
1981 (12/20)—@Chicago 35, Denver 24
1983 (10/2)—@Chicago 31, Denver 14
1984 (9/9)—@Chicago 27, Denver 0
1987 (11/16)—@Denver 31, Chicago 29
1990 (11/18)—Chicago 16, @Denver 13 (OT)
1993 (12/18)—Denver 13, @Chicago 3
1996 (11/10)—@Denver 17, Chicago 12
2003 (11/23)—Chicago 19, @Denver 10
RS Pts.—DEN 186, CHI 229

CINCINNATI BENGALS

Reg. Season: (16-8-0 / .667)

Home (11-2) / Away (5-6)

1968 (9/15)—@Cincinnati 24, Denver 10
1968 (10/6)—@Denver 10, Cincinnati 7
1969 (10/19)—Denver 30, @Cincinnati 23
1969 (12/14)—@Denver 27, Cincinnati 16
1971 (11/14)—Cincinnati 24, @Denver 10
1972 (10/8)—@Cincinnati 21, Denver 10
1973 (9/16)—@Denver 28, Cincinnati 10
1975 (11/9)—Cincinnati 17, @Denver 16
1976 (9/12)—@Cincinnati 17, Denver 7
1977 (10/23)—Denver 24, @Cincinnati 13
1979 (9/2)—@Denver 10, Cincinnati 0
1981 (11/22)—@Cincinnati 38, Denver 21
1983 (10/16)—@Denver 24, Cincinnati 17
1984 (9/2)—@Denver 20, Cincinnati 17
1986 (11/30)—@Denver 34, Cincinnati 28
1991 (9/1)—@Denver 45, Cincinnati 14
1994 (11/27)—@Denver 15, Cincinnati 13
1996 (9/29)—Denver 14, @Cincinnati 10
1997 (9/21)—@Denver 38, Cincinnati 20
1998 (11/1)—Denver 33, @Cincinnati 26
2000 (10/22)—@Cincinnati 31, Denver 21
2003 (9/7)—Denver 30, @Cincinnati 10
2004 (10/25)—@Cincinnati 23, Denver 10
2006 (12/24)—@Denver 24, Cincinnati 23
RS Pts.—DEN 511, CIN 442

CLEVELAND BROWNS

Reg. Season: (16-5-0 / .762)

Home (8-3) / Away (8-2)

Postseason: (3-0 / 1.000)

Home (2-0) / Away (1-0) / S.B. (0-0)

1970 (12/20)—Cleveland 27, @Denver 13
1971 (10/24)—Denver 27, @Cleveland 0
1972 (10/29)—Cleveland 27, @Denver 20
1974 (10/27)—@Cleveland 23, Denver 21
1975 (10/19)—@Denver 16, Cleveland 15
1976 (9/26)—@Denver 44, Cleveland 13
1978 (11/12)—Denver 19, @Cleveland 7
1980 (10/5)—Denver 19, @Cleveland 16

1981 (11/1)—@Denver 23, Cleveland 20 (OT)
1983 (12/4)—@Denver 27, Cleveland 6
1984 (9/16)—Denver 24, @Cleveland 14
1986 (1/11)—Denver 23, @Cleveland 20 (OT)*
1987 (1/17)—@Denver 38, Cleveland 33*
1988 (11/13)—@Denver 30, Cleveland 7
1989 (10/1)—@Cleveland 16, Denver 13
1989 (11/4)—@Denver 37, Cleveland 21*
1990 (10/18)—Cleveland 30, @Denver 29
1991 (12/8)—Denver 17, @Cleveland 7
1992 (9/27)—Denver 12, @Cleveland 0
1993 (11/7)—Denver 29, @Cleveland 14
1994 (10/30)—@Denver 26, Cleveland 14
2000 (10/15)—@Denver 44, Cleveland 10
2003 (12/24)—Denver 23, Cleveland 20 (OT)
2006 (10/22)—Denver 17, @Cleveland 7
RS Pts.—DEN 493, CLE 293
PS Pts.—DEN 98, CLE 74
*AFC Championship Game

DALLAS COWBOYS

Reg. Season: (5-4-0 / .556)

Home (3-2) / Away (2-2)

Postseason: (0-1 / .000)

Home (0-0) / Away (0-0) / S.B. (0-1)

1973 (12/2)—Dallas 22, @Denver 10
1977 (12/18)—@Dallas 14, Denver 6
1977 (1/15)—Dallas 27, Denver 10*
1980 (9/4)—@Denver 41, Dallas 20
1986 (10/5)—@Denver 29, Dallas 14
1992 (12/6)—Dallas 31, @Denver 27
1995 (9/10)—@Dallas 31, Denver 21
1998 (9/13)—@Denver 42, Dallas 23
2001 (11/22)—Denver 26, @Dallas 24
2005 (11/24)—Denver 24, @Dallas 21 (OT)
RS Pts.—DEN 226, DAL 200
PS Pts.—DEN 10, DAL 27
*Super Bowl XII in New Orleans

DETROIT LIONS

Reg. Season: (6-3-0 / .667)

Home (3-1) / Away (3-2)

1971 (11/7)—Detroit 24, @Denver 20
1974 (11/28)—Denver 31, @Detroit 27
1978 (12/3)—@Detroit 17, Denver 14
1981 (10/11)—@Denver 27, Detroit 21
1984 (10/7)—Denver 28, @Detroit 7
1987 (11/1)—@Denver 34, Detroit 0
1990 (11/22)—@Detroit 40, Denver 27
1999 (12/25)—Denver 17, @Detroit 7
2003 (9/28)—@Denver 20, Detroit 16
RS Pts.—DEN 218, DET 159

GREEN BAY PACKERS

Reg. Season: (5-4-1 / .550)

Home (5-0) / Away (0-4-1)

Postseason: (1-0 / 1.000)

Home (0-0) / Away (0-0) / S.B. (1-0)

1971 (9/26)—@Green Bay 34, Denver 13 (Milw.)
1975 (9/29)—@Denver 23, Green Bay 13
1978 (11/19)—@Denver 16, Green Bay 3
1984 (10/15)—@Denver 17, Green Bay 14
1987 (9/20)—@Green Bay 17, Denver 17 (Milw.) (T)
1990 (12/30)—@Denver 22, Green Bay 13
1993 (10/10)—@Green Bay 30, Denver 27
1996 (12/8)—@Green Bay 41, Denver 6
1997 (1/25)—Denver 31, Green Bay 24*
1999 (10/17)—@Denver 31, Green Bay 10
2003 (12/28)—@Green Bay 31, Denver 3
RS Pts.—DEN 175, GB 206
PS Pts.—DEN 31, GB 24
*Super Bowl XXXII in San Diego

HOUSTON TEXANS

Reg. Season: (1-0-0 / 1.000)

Home (1-0) / Away (0-0)

INDIANAPOLIS COLTS

Reg. Season: (11-5-0 / .688)

Home (6-2) / Away (5-3)

Postseason: (0-2 / .000)

Home (0-0) / Away (0-2) / S.B. (0-0)

1974 (11/10) @Denver 17, @Baltimore 6
1977 (11/27) @Denver 27, Baltimore 13
1978 (10/22) @Baltimore 7, Denver 6
1981 (9/20) @Denver 28, Baltimore 10
1983 (9/11) @Denver 17, @Baltimore 10
1983 (12/11) @Denver 21, Baltimore 19
1985 (10/31) @Denver 15, @Indianapolis 10
1988 (10/31) @Indianapolis 55, Denver 23
1989 (10/15) @Denver 14, Indianapolis 3
1990 (10/21) @Denver 27, @Indianapolis 17
1993 (10/3) @Denver 35, Indianapolis 13
2001 (1/6) @Indianapolis 29, Denver 10
2002 (11/24) @Indianapolis 23, @Denver 20 (OT)
2003 (12/21) @Denver 31, @Indianapolis 17
2003 (1/4) @Indianapolis 41, Denver 10*
2004 (1/2) @Denver 33, Indianapolis 14
2004 (1/9) @Indianapolis 49, Denver 24*
2006 (10/29) @Indianapolis 34, @Denver 31

RS Pts.—DEN 355, IND 280

PS Pts.—DEN 34, IND 90

***AFC Wild Card Playoff Game**

Franchise in Baltimore before 1984

JACKSONVILLE JAGUARS

Reg. Season: (3-2-0 / .600)

Home (2-0) / Away (1-2)

Postseason: (1-1 / .500)

Home (1-1) / Away (0-0) / S.B. (0-0)

1995 (12/3) @Denver 31, Jacksonville 23
1996 (1/4) Jacksonville 30, @Denver 27*
1997 (12/27) @Denver 42, Jacksonville 17**
1998 (10/25) @Denver 37, Jacksonville 24
1999 (12/13) @Jacksonville 27, Denver 24
2004 (9/19) @Jacksonville 7, Denver 6
2005 (10/2) @Denver 20, @Jacksonville 7

RS Pts.—DEN 118, JAC 88

PS Pts.—DEN 69, JAC 47

***AFC Divisional Playoff Game**

****AFC Wild Card Playoff Game**

KANSAS CITY CHIEFS

Reg. Season: (41-52-0 / .441)

Home (29-18) / Away (12-34)

Postseason: (1-0 / 1.000)

Home (0-0) / Away (1-0) / S.B. (0-0)

1960 (10/30) @Dallas 17, @Denver 14
1960 (11/13) @Dallas 34, Denver 7
1961 (10/8) @Dallas 19, @Denver 12
1961 (12/10) @Dallas 49, Denver 21
1962 (11/18) @Dallas 24, @Denver 3
1962 (12/9) @Dallas 17, Denver 10
1963 (9/7) @Kansas City 59, @Denver 7
1963 (12/8) @Kansas City 52, Denver 21
1964 (10/11) @Denver 33, Kansas City 27
1964 (11/1) @Kansas City 49, Denver 39
1965 (10/10) @Kansas City 31, @Denver 23
1965 (12/19) @Kansas City 45, Denver 35
1966 (10/8) @Kansas City 37, Denver 10
1966 (10/23) @Kansas City 56, @Denver 10
1967 (10/29) @Kansas City 52, Denver 9
1967 (12/17) @Kansas City 38, @Denver 24
1968 (9/22) @Kansas City 34, Denver 2
1968 (12/14) @Kansas City 30, @Denver 7

1969 (10/5) @Kansas City 26, @Denver 13
1969 (11/27) @Kansas City 31, Denver 17
1970 (10/4) @Denver 26, Kansas City 13
1970 (12/6) @Kansas City 16, Denver 0
1971 (10/3) @Kansas City 16, @Denver 3
1971 (11/21) @Kansas City 28, Denver 10
1972 (10/1) @Denver 31, @Denver 24
1972 (12/3) @Kansas City 24, Denver 21
1973 (10/7) @Kansas City 16, Denver 14
1973 (11/25) @Denver 14, Kansas City 10
1974 (10/6) @Denver 17, @Kansas City 14
1974 (11/18) @Kansas City 42, @Denver 34
1975 (9/21) @Denver 37, Kansas City 33
1975 (10/26) @Kansas City 26, Denver 13
1976 (10/24) @Denver 35, @Kansas City 26
1976 (12/5) @Denver 17, Kansas City 16
1977 (10/9) @Denver 23, Kansas City 7
1977 (11/20) @Denver 14, @Kansas City 7
1978 (9/24) @Denver 23, @Kansas City 17 (OT)

1978 (12/10) @Denver 24, Kansas City 3
1979 (10/14) @Denver 24, @Kansas City 10
1979 (10/28) @Denver 20, Kansas City 3
1980 (10/19) @Kansas City 23, @Denver 17
1980 (12/7) @Kansas City 31, Denver 14
1981 (10/18) @Kansas City 28, Denver 14
1981 (12/6) @Denver 16, Kansas City 13
1982 (12/19) @Kansas City 37, @Denver 16
1983 (10/30) @Denver 27, Kansas City 24
1983 (12/18) @Kansas City 48, Denver 17
1984 (9/23) @Denver 21, Kansas City 0
1984 (12/2) @Kansas City 16, Denver 13
1985 (10/27) @Denver 30, @Kansas City 10
1985 (12/14) @Denver 14, Kansas City 13
1986 (11/16) @Denver 38, Kansas City 17
1986 (12/7) @Kansas City 37, Denver 10
1987 (10/18) @Denver 26, @Kansas City 17
1987 (12/19) @Denver 20, Kansas City 17
1988 (9/18) @Kansas City 20, Kansas City 13
1988 (11/6) @Denver 17, Kansas City 11
1989 (9/10) @Denver 34, @Kansas City 23
1989 (11/12) @Denver 16, @Kansas City 23
1990 (9/17) @Denver 24, Kansas City 23
1990 (12/9) @Kansas City 31, Denver 20
1991 (10/20) @Denver 19, Kansas City 16
1991 (11/17) @Denver 24, @Kansas City 20
1992 (10/4) @Denver 20, Kansas City 19
1992 (12/27) @Kansas City 42, Denver 20
1993 (9/20) @Kansas City 15, Denver 7
1993 (12/12) @Denver 27, Kansas City 21
1994 (10/17) @Kansas City 31, @Denver 28
1994 (12/4) @Denver 20, @Kansas City 17 (OT)
1995 (10/22) @Kansas City 21, @Denver 7
1995 (12/17) @Kansas City 20, Denver 17
1996 (9/22) @Kansas City 17, Denver 14
1996 (10/27) @Denver 34, Kansas City 7
1997 (8/31) @Denver 19, Kansas City 3
1997 (11/16) @Kansas City 24, Denver 22
1997 (1/4) @Denver 14, @Kansas City 10*

1998 (11/16) @Denver 30, @Kansas City 7
1998 (12/6) @Denver 35, Kansas City 31
1999 (9/19) @Kansas City 26, Denver 10
1999 (12/5) @Kansas City 16, @Denver 10
2000 (9/24) @Kansas City 23, @Denver 22
2000 (12/17) @Kansas City 20, Denver 7
2001 (10/7) @Denver 20, Kansas City 6
2001 (12/16) @Kansas City 26, Denver 23 (OT)
2002 (10/20) @Denver 37, @Kansas City 34 (OT)
2002 (12/15) @Denver 31, Kansas City 24
2003 (10/5) @Kansas City 24, Denver 23
2003 (12/7) @Denver 45, Kansas City 27
2004 (9/12) @Denver 34, Kansas City 24
2004 (12/19) @Kansas City 45, Denver 17
2005 (9/26) @Denver 30, Kansas City 10
2005 (12/4) @Kansas City 31, Denver 27
2006 (9/17) @Denver 9, Kansas City 6 (OT)
2006 (11/23) @Kansas City 19, Denver 10

RS Pts.—DEN 1,825, KC 2,220

PS Pts.—DEN 14, KC 10

***AFC Divisional Playoff Game**

Franchise in Dallas before 1963 and known as the Texans

MIAMI DOLPHINS

Reg. Season: (3-10-1 / .250)

Home (3-3-1) / Away (0-7)

Postseason: (1-0 / 1.000)

Home (1-0) / Away (0-0) / S.B. (0-0)

1966 (10/16) @Miami 24, Denver 7
1966 (12/4) @Denver 17, Miami 7
1967 (9/17) @Miami 35, Denver 21
1968 (10/27) @Denver 21, Miami 14
1969 (12/7) @Miami 27, Denver 24
1971 (9/19) @Denver 10, Miami 10 (T)
1975 (12/20) @Miami 14, Denver 13
1985 (9/29) Miami 30, @Denver 26
1998 (12/21) @Miami 31, Denver 21
1998 (1/9) @Denver 38, Miami 3*

1999 (9/13) Miami 38, @Denver 21
2001 (12/2) @Miami 21, Denver 10
2002 (10/13) Miami 24, @Denver 22
2004 (12/12) @Denver 20, Miami 17
2005 (9/11) @Miami 34, Denver 10

RS Pts.—DEN 243, MIA 326

PS Pts.—DEN 38, MIA 3

***AFC Divisional Playoff Game**

MINNESOTA VIKINGS

Reg. Season: (4-7-0 / .364)

Home (2-3) / Away (2-4)

1972 (10/15) @Minnesota 23, @Denver 20
1978 (9/11) @Minnesota 12, Denver 9 (OT)
1981 (11/2) @Denver 19, Minnesota 17
1984 (11/18) @Denver 42, Minnesota 21
1987 (10/26) @Minnesota 34, Denver 27
1990 (11/4) @Minnesota 27, Denver 22
1991 (9/29) @Denver 13, @Minnesota 6
1993 (11/14) @Minnesota 26, @Denver 23
1996 (11/24) @Denver 21, @Minnesota 17
1999 (10/31) @Minnesota 23, @Denver 20
2003 (10/19) @Minnesota 28, Denver 20

RS Pts.—DEN 236, MIN 234

NEW ENGLAND PATRIOTS

Reg. Season: (24-15-0 / .615)

Home (15-8) / Away (9-7)

Postseason: (2-0 / 1.000)

Home (2-0) / Away (0-0) / S.B. (0-0)

1960 (9/9) @Denver 13, @Boston 10
1960 (10/23) @Denver 31, Boston 24
1961 (9/16) @Boston 45, Denver 17
1961 (12/3) @Boston 28, @Denver 24
1962 (9/21) @Boston 41, Denver 16
1962 (11/11) @Boston 33, @Denver 29
1963 (9/29) @Denver 14, Boston 10
1963 (10/18) @Boston 40, Denver 21
1964 (10/4) @Boston 39, @Denver 10
1964 (11/20) @Boston 12, Denver 7
1965 (9/24) @Denver 27, @Boston 10
1965 (12/12) @Boston 28, @Denver 20
1966 (9/18) @Boston 24, @Denver 10
1966 (11/6) @Denver 17, @Boston 10
1967 (9/3) @Denver 26, Boston 21
1968 (9/29) @Boston 20, @Denver 17
1968 (11/3) @Denver 35, @Boston 14
1969 (9/14) @Denver 35, Boston 7
1972 (12/17) @Denver 45, New England 21
1976 (11/28) @New England 38, Denver 14
1979 (11/11) @Denver 45, New England 10
1980 (9/29) @New England 23, Denver 14
1984 (11/4) @Denver 26, New England 19
1986 (9/28) @Denver 27, New England 20
1986 (11/4) @Denver 22, New England 17*

1987 (12/6) @Denver 31, New England 20
1988 (12/17) @Denver 21, New England 10
1991 (10/27) @Denver 9, @New England 6
1991 (12/1) @Denver 20, New England 3
1995 (10/8) @Denver 37, @New England 3
1996 (11/17) @Denver 34, @New England 8
1997 (10/6) @Denver 34, New England 13
1998 (9/7) @Denver 27, New England 21
1999 (10/24) @New England 24, Denver 23
2000 (10/1) @New England 28, @Denver 19
2001 (10/28) @Denver 31, New England 20
2002 (10/27) @Denver 24, @New England 16
2003 (11/3) @New England 30, @Denver 26
2005 (10/16) @Denver 28, New England 20

2005 (1/14) @Denver 27, New England 13*

2006 (9/24) @Denver 17, @New England 7

RS Pts.—DEN 921, NE 776

PS Pts.—DEN 49, NE 30

***AFC Divisional Playoff Game**

Franchise in Boston before 1971

NEW ORLEANS SAINTS

Reg. Season: (6-2-0 / .750)

Home (3-1) / Away (3-1)

1970 (11/22) @Denver 31, @New Orleans 6
1974 (10/13) @Denver 33, New Orleans 17
1979 (11/4) @Denver 10, New Orleans 3
1985 (9/15) @Denver 34, New Orleans 23
1988 (11/20) @New Orleans 42, Denver 0
1994 (12/24) @New Orleans 30, @Denver 28
2000 (12/3) @Denver 38, @New Orleans 13
2004 (11/21) @Denver 34, @New Orleans 13

RS Pts.—DEN 208, NO 157

NEW YORK GIANTS

Reg. Season: (4-5-0 / .444)

Home (3-1) / Away (1-4)

Postseason: (0-1 / .000)

Home (0-0) / Away (0-0) / S.B. (0-1)

1972 (11/5) @New York 29, Denver 17
1976 (11/21) @Denver 14, New York 13
1980 (10/26) @Denver 14, @New York 9
1986 (11/23) @New York 19, Denver 16
1986 (1/25) @New York 39, Denver 20*

1989 (12/10) @New York 14, @Denver 7
1992 (11/15) @Denver 27, New York 13
1998 (12/13) @New York 20, Denver 16
2001 (9/10) @Denver 31, New York 20
2005 (10/23) @New York 24, Denver 23

RS Pts.—DEN 165, NYG 161

PS Pts.—DEN 20, NYG 39

***Super Bowl XXI in Pasadena, Calif.**

NEW YORK JETS

Reg. Season: (15-14-1 / .517)

Home (9-7) / Away (6-7-1)

Postseason: (1-0 / 1.000)

Home (1-0) / Away (0-0) / S.B. (0-0)

1960 (9/23) @New York 28, Denver 24
1960 (12/4) @New York 30, @Denver 27
1961 (9/24) @New York 35, Denver 28
1961 (10/22) @Denver 27, New York 10
1962 (9/30) @Denver 32, @New York 10
1962 (11/22) @New York 46, @Denver 45
1963 (10/26) @Denver 35, @New York 35 (T)
1963 (11/17) @New York 14, @Denver 9
1964 (9/12) @New York 30, Denver 6
1964 (11/15) @Denver 20, New York 16
1965 (10/3) @Denver 16, New York 13
1965 (10/31) @New York 45, Denver 10
1966 (9/25) @New York 16, @Denver 7
1967 (9/24) @New York 38, @Denver 24
1967 (12/3) @Denver 33, @New York 24
1968 (10/13) @Denver 21, @New York 13
1969 (9/21) @Denver 21, New York 19
1973 (10/28) @Denver 40, @New York 28
1976 (9/19) @Denver 46, New York 3
1978 (11/5) @New York 31, @Denver 28
1980 (11/16) @Denver 31, New York 24
1986 (10/20) @New York 22, Denver 10
1992 (11/8) @Denver 27, New York 16
1993 (9/5) @Denver 26, @New York 20
1994 (9/18) @New York 25, Denver 22 (OT)
1996 (9/1) @Denver 31, New York 6
1998 (1/17) @Denver 31, New York 10*

1999 (10/3) @New York 21, @Denver 13
2000 (11/5) @Denver 30, @New York 23
2002 (12/8) @New York 19, Denver 13
2005 (11/20) @Denver 27, New York 0

RS Pts.—DEN 729, NYJ 660

PS Pts.—DEN 23, NYJ 10

***AFC Championship Game**

Franchise known as Titans before 1963

OAKLAND RAIDERS

Reg. Season: (38-53-2 / .419)

Home (20-24-2) / Away (18-29)

Postseason: (1-1 / .500)

Home (1-0) / Away (0-1) / S.B. (0-0)

1960 (10/2) @Denver 31, Oakland 14
1960 (12/17) @Oakland 48, Denver 10
1961 (10/1) @Oakland 33, Denver 19
1961 (10/15) @Denver 27, Oakland 24
1962 (10/5) @Denver 44, Oakland 7
1962 (10/14) @Denver 23, @Oakland 6
1963 (11/28) @Oakland 26, @Denver 10
1963 (12/15) @Oakland 35, Denver 31
1964 (10/25) @Oakland 40, Denver 7
1964 (11/29) @Denver 20, Oakland 20 (T)
1965 (11/21) @Oakland 28, @Denver 20
1965 (12/5) @Oakland 24, Denver 13
1966 (11/20) @Oakland 17, @Denver 3
1966 (12/11) @Oakland 28, Denver 10
1967 (9/10) @Oakland 51, Denver 0
1967 (11/5) @Oakland 21, @Denver 17
1968 (11/10) @Oakland 43, @Denver 7
1968 (12/8) @Oakland 33, Denver 27
1969 (10/12) @Oakland 24, @Denver 14

1969 (11/9) @Oakland 41, Denver 10
1970 (10/11) @Oakland 35, Denver 23
1970 (11/15) @Oakland 24, @Denver 19
1971 (10/10) @Oakland 27, @Denver 16
1971 (12/19) @Oakland 21, Denver 13
1972 (10/22) @Denver 30, @Oakland 23
1972 (11/19) @Oakland 37, @Denver 20
1973 (10/22) @Denver 23, Oakland 23 (T)
1973 (12/16) @Oakland 21, Denver 17
1974 (11/3) @Oakland 28, @Denver 17
1974 (11/24) @Denver 20, @Oakland 17
1975 (11/2) @Oakland 42, @Denver 17
1975 (12/8) @Oakland 17, Denver 10
1976 (10/17) @Oakland 17, @Denver 10
1976 (10/31) @Oakland 19, Denver 6
1977 (10/16) @Denver 30, @Oakland 7
1977 (10/30) @Oakland 24, @Denver 14
1977 (1/1) @Denver 20, Oakland 17*

1978 (9/3) @Denver 14, Oakland 6
1978 (12/3) @Denver 21, @Oakland 6
1979 (9/30) @Oakland 27, Denver 3
1979 (11/25) @Oakland 14, @Denver 10
1980 (12/1) @Oakland 9, Denver 3
1980 (12/14) @Oakland 24, @Denver 21
1981 (9/6) @Denver 9, Oakland 7
1981 (10/4) @Denver 17, @Oakland 0
1982 (12/26) @Los Angeles 27, Denver 10
1983 (9/25) @Los Angeles 22, @Denver 7
1983 (11/13) @Los Angeles 22, Denver 20
1984 (9/30) @Denver 16, Los Angeles 13
1984 (10/28) @Denver 22, @Los Angeles 19 (OT)
1985 (11/24) @Los Angeles 31, Denver 28 (OT)
1986 (12/8) @Los Angeles 17, @Denver 14 (OT)
1986 (9/7) @Denver 38, Los Angeles 36
1986 (11/2) @Denver 21, @Los Angeles 10
1987 (10/12) @Denver 30, Los Angeles 14
1987 (11/22) @Denver 23, @Los Angeles 17
1988 (9/26) @Los Angeles 30, @Denver 27 (OT)
1988 (12/4) @Los Angeles 21, Denver 20
1989 (9/24) @Denver 31, Los Angeles 21
1989 (12/3) @Los Angeles 16, Denver 13 (OT)
1990 (9/9) @Los Angeles 14, Denver 9
1990 (12/2) @Los Angeles 23, @Denver 20
1991 (9/8) @Los Angeles 16, Denver 13
1991 (11/10) @Los Angeles 17, @Denver 16
1992 (9/6) @Denver 17, Los Angeles 13
1992 (11/22) @Los Angeles 24, Denver 0
1993 (9/18) @Los Angeles 23, @Denver 20
1993 (1/2) @Los Angeles 33, Denver 30 (OT)
1993 (1/9) @Los Angeles 42, Denver 10*

1999 (10/3) @New York 21, @Denver 13
2000 (11/5) @Denver 30, @New York 23
2002 (12/8) @New York 19, Denver 13
2005 (11/20) @Denver 27, New York 0

RS Pts.—DEN 729, NYJ 660

PS Pts.—DEN 23, NYJ 10

***AFC Championship Game**

Franchise known as Titans before 1963

PHILADELPHIA EAGLES

Reg. Season: (4-6-0 / .400)

Home (3-2) / Away (1-4)

Postseason: (3-3 / .500)

Home (2-2) / Away (1-1) / S.B. (0-0)

1970 (9/27) @Philadelphia 17, Denver 16
1975 (12/14) @Denver 25, Philadelphia 10
1980 (9/7) @Philadelphia 27, Denver 6
1983 (9/18) @Philadelphia 13, @Denver 10
1986 (9/21) @Denver 33, @Philadelphia 7
1989 (10/2

1967 (10/22)—San Diego 38, @Denver 21
 1967 (11/23)—@San Diego 24, Denver 20
 1968 (10/20)—@San Diego 55, Denver 24
 1968 (12/1)—San Diego 47, @Denver 23
 1969 (11/2)—@Denver 13, San Diego 0
 1969 (11/23)—@San Diego 45, Denver 24
 1970 (11/8)—@San Diego 24, Denver 21
 1970 (12/13)—@Denver 17, San Diego 17 (T)
 1971 (10/17)—@Denver 20, San Diego 16
 1971 (12/12)—@San Diego 45, Denver 17
 1972 (9/24)—@San Diego 37, Denver 14
 1972 (12/10)—@Denver 38, San Diego 13
 1973 (11/11)—@Denver 30, San Diego 19
 1973 (12/9)—Denver 42, @San Diego 28
 1974 (10/20)—@Denver 27, San Diego 7
 1974 (12/15)—@San Diego 17, Denver 0
 1975 (11/16)—Denver 27, @San Diego 17
 1975 (11/30)—@Denver 13, San Diego 10 (OT)
 1976 (10/3)—@Denver 26, San Diego 0
 1976 (11/14)—Denver 17, @San Diego 0
 1977 (11/13)—Denver 17, @San Diego 14
 1977 (12/11)—@Denver 17, San Diego 9
 1978 (9/17)—@Denver 27, San Diego 14
 1978 (10/8)—@San Diego 23, Denver 0
 1979 (10/7)—@Denver 7, San Diego 0
 1979 (12/17)—@San Diego 17, Denver 7
 1980 (9/21)—San Diego 30, @Denver 13
 1980 (11/9)—Denver 20, @San Diego 13
 1981 (9/27)—@Denver 42, San Diego 24
 1981 (11/29)—@San Diego 34, Denver 17
 1982 (9/12)—San Diego 23, @Denver 3
 1982 (11/28)—@San Diego 30, Denver 20
 1983 (10/23)—@Denver 14, San Diego 6
 1983 (11/27)—@San Diego 31, Denver 7
 1984 (11/11)—@Denver 16, San Diego 13
 1984 (12/9)—Denver 16, @San Diego 13
 1985 (11/3)—@San Diego 30, Denver 10
 1985 (11/17)—@Denver 30, San Diego 24 (OT)
 1986 (10/12)—Denver 31, @San Diego 14
 1986 (11/9)—San Diego 9, @Denver 3
 1987 (11/29)—Denver 31, @San Diego 17
 1987 (12/27)—@Denver 24, San Diego 0
 1988 (9/11)—@Denver 34, San Diego 3
 1988 (10/2)—Denver 12, @San Diego 0
 1989 (10/8)—@Denver 16, San Diego 10
 1989 (12/24)—@San Diego 19, Denver 16
 1990 (11/11)—@San Diego 19, Denver 7
 1990 (12/16)—@Denver 20, San Diego 10
 1991 (9/22)—@Denver 27, San Diego 19
 1991 (12/22)—Denver 17, @San Diego 14
 1992 (9/13)—@Denver 21, San Diego 13
 1992 (10/25)—@San Diego 24, Denver 21
 1993 (9/12)—@Denver 34, San Diego 17
 1993 (12/5)—@San Diego 13, Denver 10
 1994 (9/4)—San Diego 37, @Denver 34
 1994 (10/23)—Denver 20, @San Diego 15
 1995 (9/24)—@San Diego 17, Denver 6
 1995 (11/19)—@Denver 30, San Diego 27
 1996 (10/6)—@Denver 28, San Diego 17
 1996 (12/22)—@San Diego 16, Denver 10
 1997 (11/30)—Denver 38, @San Diego 28
 1997 (12/21)—@Denver 38, San Diego 3
 1998 (11/8)—@Denver 27, San Diego 10
 1998 (11/29)—Denver 31, @San Diego 16
 1999 (11/7)—Denver 33, @San Diego 17
 1999 (1/2)—San Diego 12, @Denver 6
 2000 (10/8)—Denver 21, @San Diego 7
 2000 (11/19)—@Denver 38, San Diego 37
 2001 (10/21)—@San Diego 27, Denver 10
 2001 (11/11)—@Denver 26, San Diego 16
 2002 (10/6)—@Denver 26, San Diego 9
 2002 (12/1)—@San Diego 30, Denver 27 (OT)
 2003 (9/14)—Denver 37, @San Diego 13
 2003 (11/16)—@Denver 37, San Diego 8
 2004 (9/26)—@Denver 23, San Diego 13
 2004 (12/5)—@San Diego 20, Denver 17
 2005 (9/18)—@Denver 20, San Diego 17
 2005 (12/31)—Denver 23, @San Diego 7
 2006 (11/19)—San Diego 35, @Denver 27
 2006 (12/10)—@San Diego 48, Denver 20
RS Pts.—DEN 2,008, SD 1,946
Franchise in Los Angeles before 1961

SAN FRANCISCO 49ERS

Reg. Season: (6-5-0 / .545)
 Home (3-2) / Away (3-3)
 Postseason: (0-1 / .000)
 Home (0-0) / Away (0-0) / S.B. (0-1)

1970 (10/25)—@San Francisco 19, Denver 14
 1973 (9/23)—San Francisco 36, @Denver 34
 1979 (11/18)—Denver 38, @San Francisco 28
 1982 (9/19)—@Denver 24, San Francisco 21
 1985 (11/11)—@Denver 17, San Francisco 16
 1988 (10/9)—Denver 16, @San Fran. 13 (OT)
1989 (1/28)—San Francisco 55, Denver 10*
 1994 (12/17)—@San Francisco 42, Denver 19
 1997 (12/15)—@San Francisco 34, Denver 17
 2000 (12/23)—@Denver 38, San Francisco 9
 2002 (9/15)—Denver 24, @San Francisco 14
 2006 (12/31)—San Fran. 26, @Denver 23 (OT)
RS Pts.—DEN 264, SF 258
PS Pts.—DEN 10, SF 55
**Super Bowl XXIV in New Orleans*

SEATTLE SEAHAWKS

Reg. Season: (33-18-0 / .647)
 Home (20-5) / Away (13-13)
 Postseason: (0-1 / .000)
 Home (0-0) / Away (0-1) / S.B. (0-0)

1977 (10/2)—Denver 24, @Seattle 13
 1978 (10/1)—@Denver 28, Seattle 7
 1978 (10/29)—Denver 20, @Seattle 17 (OT)
 1979 (9/23)—@Denver 37, Seattle 34
 1979 (12/8)—@Seattle 28, Denver 23
 1980 (11/23)—@Denver 36, Seattle 20
 1980 (12/21)—Denver 25, @Seattle 17
 1981 (9/13)—@Seattle 13, Denver 10
 1981 (12/13)—@Denver 23, Seattle 13
 1982 (11/21)—Seattle 17, @Denver 10
 1982 (1/2)—@Seattle 13, Denver 11
 1983 (11/6)—@Seattle 27, Denver 19
 1983 (11/20)—@Denver 38, Seattle 27
1983 (12/24)—@Seattle 31, Denver 7*
 1984 (1/25)—Seattle 27, @Denver 24
 1984 (12/15)—Denver 31, @Seattle 14
 1985 (10/20)—@Denver 13, Seattle 10 (OT)
 1985 (12/20)—Denver 27, @Seattle 24
 1986 (10/26)—@Denver 20, Seattle 13
 1986 (12/10)—@Seattle 41, Denver 16
 1987 (9/13)—@Denver 40, Seattle 17
 1987 (12/13)—@Seattle 28, Denver 21
 1988 (9/4)—Seattle 21, @Denver 14
 1988 (12/11)—@Seattle 42, Denver 14
 1989 (10/22)—Denver 24, @Seattle 21 (OT)
 1989 (11/26)—@Denver 41, Seattle 14
 1990 (9/23)—@Denver 34, Seattle 31 (OT)
 1990 (12/23)—@Seattle 17, Denver 12
 1991 (9/15)—@Denver 16, Seattle 10
 1991 (11/24)—@Seattle 13, Denver 10
 1992 (11/30)—@Seattle 16, Denver 13 (OT)
 1992 (12/2)—@Denver 10, Seattle 6
 1993 (10/31)—@Denver 28, Seattle 17
 1993 (11/28)—Denver 17, @Seattle 9
 1994 (10/9)—Denver 16, @Seattle 9
 1994 (11/13)—@Denver 17, Seattle 10
 1995 (10/1)—@Seattle 27, Denver 10
 1995 (12/10)—Seattle 31, @Denver 27
 1996 (9/8)—Denver 30, @Seattle 20
 1996 (12/1)—@Denver 34, Seattle 7
 1997 (9/7)—Denver 35, @Seattle 14
 1997 (11/2)—@Denver 30, Seattle 27
 1998 (10/11)—Denver 21, @Seattle 16
 1998 (12/27)—@Denver 28, Seattle 21
 1999 (11/14)—@Seattle 20, Denver 17
 1999 (12/19)—@Denver 36, Seattle 30 (OT)
 2000 (11/26)—Denver 38, @Seattle 31
 2000 (12/10)—@Denver 31, Seattle 24
 2001 (10/14)—@Seattle 34, Denver 21
 2001 (12/9)—@Denver 20, Seattle 7
 2002 (11/17)—Denver 31, @Seattle 9
 2006 (12/3)—Seattle 23, @Denver 20
RS Pts.—DEN 1,191, SEA 997
PS Pts.—DEN 7, SEA 31
**AFC Wild Card Playoff Game*

TAMPA BAY BUCCANEERS

Reg. Season: (4-2-0 / .667)
 Home (2-1) / Away (2-1)

1976 (11/7)—@Denver 48, Tampa Bay 13
 1981 (11/15)—Denver 24, @Tampa Bay 7
 1993 (12/26)—Tampa Bay 17, @Denver 10
 1996 (9/15)—@Denver 27, Tampa Bay 23
 1999 (9/26)—@Tampa Bay 13, Denver 10
 2004 (10/3)—Denver 16, @Tampa Bay 19
RS Pts.—DEN 135, TB 86

TENNESSEE TITANS

Reg. Season: (12-20-1 / .379)
 Home (7-7-1) / Away (5-13)
 Postseason: (2-1 / .667)
 Home (2-0) / Away (0-1) / S.B. (0-0)

1960 (11/6)—Houston 45, @Denver 25
 1960 (11/20)—@Houston 20, Denver 10
 1961 (11/5)—Houston 55, @Denver 14
 1961 (11/26)—@Houston 45, Denver 14
 1962 (10/21)—@Denver 20, Houston 10
 1962 (12/2)—@Houston 34, Denver 17
 1963 (9/14)—@Houston 20, Denver 14
 1963 (10/13)—Houston 33, @Denver 24
 1964 (9/27)—Houston 38, @Denver 17
 1964 (12/20)—@Houston 34, Denver 15
 1965 (10/17)—@Denver 28, Houston 17
 1965 (11/14)—Denver 31, @Houston 21
 1966 (9/3)—@Houston 45, Denver 7
 1966 (10/2)—@Denver 40, Houston 38
 1967 (10/1)—@Houston 10, Denver 6
 1967 (11/12)—Houston 20, @Denver 18
 1968 (11/17)—@Houston 38, Denver 17
 1969 (10/26)—@Houston 24, Denver 21
 1969 (11/16)—@Denver 20, Houston 20 (T)
 1970 (11/29)—@Houston 31, Denver 21
 1972 (9/17)—@Denver 30, Houston 17
 1973 (10/14)—Denver 48, @Houston 20
 1974 (12/8)—@Denver 37, Houston 14
 1976 (10/10)—@Houston 17, Denver 3
 1977 (12/4)—Denver 24, @Houston 14
1979 (12/23)—@Houston 13, Denver 7*
 1980 (11/2)—KC 20, @Denver 16
 1983 (10/9)—Denver 26, @Houston 14
 1985 (10/6)—@Denver 31, Houston 20
 1987 (10/4)—Houston 40, @Denver 10
1987 (11/10)—@Denver 34, Houston 10**
 1991 (10/6)—@Houston 42, Denver 14
1991 (1/4)—@Denver 26, Houston 24**
 1992 (10/18)—@Denver 27, Houston 21
 1995 (11/26)—@Houston 42, Denver 33
 2004 (12/25)—Denver 37, @Tennessee 16
RS Pts.—DEN 715, TEN 895
PS Pts.—DEN 67, TEN 47

*AFC Wild Card Playoff Game

**AFC Divisional Playoff Game

Franchise in Houston before 1997 and known as the Oilers before 1999

WASHINGTON REDSKINS

Reg. Season: (6-4-0 / .600)
 Home (4-2) / Away (2-2)
 Postseason: (0-1 / .000)
 Home (0-0) / Away (0-0) / S.B. (0-1)

1970 (11/1)—Washington 19, @Denver 3
 1974 (9/30)—@Washington 30, Denver 3
 1980 (10/13)—@Denver 20, Washington 17
 1986 (12/13)—@Denver 31, Washington 30
1987 (1/31)—Washington 42, Denver 10*
 1989 (10/12)—Denver 14, @Washington 10
 1992 (10/12)—@Washington 34, Denver 3
 1995 (9/17)—@Denver 38, Washington 31
 1998 (9/27)—Denver 38, @Washington 16
 2001 (11/18)—Washington 17, @Denver 10
 2005 (10/9)—@Denver 21, Washington 19
RS Pts.—DEN 181, WAS 223
PS Pts.—DEN 10, WAS 42
**Super Bowl XXII in San Diego*

BRONCOS VS. THE NFL (REGULAR SEASON / POSTSEASON / PRESEASON)

Franchise	REGULAR SEASON						POSTSEASON			PRESEASON			
	W	L	T	Pct.	PF	PA	W	L	Pct.	W	L	T	Pct.
Arizona Cardinals	7	0	1	0.938	235	86	0	0	0.000	12	5	0	0.706
Atlanta Falcons	7	4	0	0.636	317	265	1	0	1.000	4	2	0	0.667
Baltimore Ravens	3	3	0	0.500	112	127	0	1	0.000	0	0	0	0.000
Buffalo Bills	14	17	1	0.453	719	754	0	1	0.000	3	4	0	0.429
Carolina Panthers	2	0	0	1.000	54	17	0	0	0.000	2	1	0	0.667
Chicago Bears	6	6	0	0.500	186	229	0	0	0.000	4	2	0	0.667
Cincinnati Bengals	16	8	0	0.667	511	442	0	0	0.000	4	1	0	0.800
Cleveland Browns	16	5	0	0.762	493	293	3	0	1.000	0	0	0	0.000
Dallas Cowboys	5	4	0	0.556	226	200	0	1	0.000	6	5	0	0.545
Detroit Lions	6	3	0	0.667	218	159	0	0	0.000	2	2	0	0.500
Green Bay Packers	5	4	1	0.550	175	206	1	0	1.000	6	2	0	0.750
Houston Texans	1	0	0	1.000	31	13	0	0	0.000	4	0	0	1.000
Indianapolis Colts	11	5	0	0.688	355	280	0	2	0.000	7	6	0	0.538
Jacksonville Jaguars	3	2	0	0.600	118	88	1	1	0.500	0	2	0	0.000
Kansas City Chiefs	41	52	0	0.441	1825	2220	1	0	1.000	1	7	0	0.125
Miami Dolphins	3	10	1	0.250	243	326	1	0	1.000	5	6	0	0.455
Minnesota Vikings	4	7	0	0.364	236	234	0	0	0.000	5	6	0	0.455
New England Patriots	24	15	0	0.615	921	776	2	0	1.000	5	3	0	0.625
New Orleans Saints	6	2	0	0.750	208	157	0	0	0.000	2	3	0	0.400
New York Giants	4	5	0	0.444	165	161	0	1	0.000	0	2	0	0.000
New York Jets	15	14	1	0.517	729	660	1	0	1.000	1	2	0	0.333
Oakland Raiders	38	53	2	0.419	1805	1999	1	1	0.500	4	7	0	0.364
Philadelphia Eagles	4	6	0	0.400	217	200	0	0	0.000	0	1	0	0.000
Pittsburgh Steelers	12	6	1	0.658	417	379	3	3	0.500	0	0	0	0.000
St. Louis Rams	5	6	0	0.455	238	224	0	0	0.000	6	2	0	0.750
San Diego Chargers	52	41	1	0.559	2008	1946	0	0	0.000	2	5	0	0.286
San Francisco 49ers	6	5	0	0.545	264	258	0	1	0.000	17	14	0	0.548
Seattle Seahawks	33	18	0	0.647	1191	997	0	1	0.000	7	0	0	1.000
Tampa Bay Buccaneers	4	2	0	0.667	135	86	0	0	0.000	2	0	0	1.000
Tennessee Titans	12	20	1	0.379	715	895	2	1	0.667	5	5	0	0.500
Washington Redskins	6	4	0	0.600	181	223	0	1	0.000	1	5	0	0.167
TOTALS	371	327	10	0.531	15,248	14,900	17	15	0.531	117	100	0	0.539

BRONCOS VS. AFC WEST (REGULAR SEASON / SINCE AFL/NFL MERGER)

Year	KC	OAK	SD	SEA	TB*	Home	Away	Overall
1970	1-1	0-2	0-1-1	—	—	1-1-1	0-3	1-4-1
1971	0-2	0-2	1-1	—	—	1-2	0-3	1-5
1972	0-2	1-1	1-1	—	—	1-2	1-2	2-4
1973	1-1	0-1-1	2-0	—	—	2-0-1	1-2	3-2-1
1974	1-1	1-1	1-1	—	—	1-2	2-1	3-3
1975	1-1	0-2	2-0	—	—	2-1	1-2	3-3
1976	2-0	0-2	2-0	—	1-0	3-1	2-1	5-2
1977	2-0	1-1	2-0	1-0	—	2-1	4-0	6-1
1978	2-0	2-0	1-1	2-0	—	4-0	3-1	7-1
1979	2-0	0-2	1-1	1-1	—	3-1	1-3	4-4
1980	0-2	0-2	1-1	2-0	—	1-3	2-2	3-5
1981	1-1	2-0	1-1	1-1	—	4-0	1-3	5-3
1982	0-1	0-1	0-2	0-2	—	0-3	0-3	0-6
1983	1-1	0-2	1-1	1-1	—	3-1	0-4	3-5
1984	1-1	2-0	2-0	1-1	—	3-1	3-1	6-2
1985	2-0	0-2	1-1	2-0	—	3-1	2-2	5-3
1986	1-1	2-0	1-1	1-1	—	3-1	2-2	5-3
1987	2-0	2-0	2-0	1-1	—	4-0	3-1	7-1
1988	1-1	0-2	2-0	0-2	—	2-2	1-3	3-5
1989	2-0	1-1	1-1	2-0	—	4-0	2-2	6-2
1990	1-1	0-2	1-1	1-1	—	3-1	0-4	3-5
1991	2-0	0-2	2-0	1-1	—	3-1	2-2	5-3
1992	1-1	1-1	1-1	1-1	—	4-0	0-4	4-4
1993	1-1	0-2	1-1	2-0	—	3-1	1-3	4-4
1994	1-1	0-2	1-1	2-0	—	1-3	3-1	4-4
1995	0-2	2-0	1-1	0-2	—	2-2	1-3	3-5
1996	1-1	2-0	1-1	2-0	—	4-0	2-2	6-2
1997	1-1	1-1	2-0	2-0	—	4-0	2-2	6-2
1998	2-0	2-0	2-0	2-0	—	4-0	4-0	8-0
1999	0-2	2-0	1-1	1-1	—	2-2	2-2	4-4
2000	0-2	2-0	2-0	2-0	—	3-1	3-1	6-2
2001	1-1	1-1	1-1	1-1	—	4-0	0-4	4-4
2002	2-0	0-2	1-1	—	—	2-1	1-2	3-3
2003	1-1	2-0	2-0	—	—	3-0	2-1	5-1
2004	1-1	1-1	1-1	—	—	2-1	1-2	3-3
2005	1-1	2-0	2-0	—	—	3-0	2-1	5-1
2006	1-1	2-0	0-2	—	—	2-1	1-2	3-3
TOTAL	40-33	34-38-1	47-26-1	32-17	1-0	96-37-2	58-77	154-114-2


BRONCOS RECORD IN PRIMETIME / OVERTIME GAMES

MONDAY NIGHT FOOTBALL

Overall record: 24-29-1 / Home: 19-8-1 / Road: 5-21
(Home team in caps)

DENVER 13, Baltimore 3, Oct. 9, 2006
DENVER 30, Kansas City 10, Sept. 26, 2005
CINCINNATI 23, DENVER 10, Oct. 25, 2004
New England 30, DENVER 26, Nov. 3, 2003
DENVER 31, Oakland 10, Sept. 22, 2003
Oakland 34, DENVER 10, Nov. 11, 2002
BALTIMORE 34, DENVER 23, Sept. 30, 2002
OAKLAND 38, Denver 28, Nov. 5, 2001
DENVER 31, New York Giants 20, Sept. 10, 2001
DENVER 27, Oakland 24, Nov. 13, 2000
ST. LOUIS 41, Denver 36, Sept. 4, 2000
JACKSONVILLE 27, Denver 24, Dec. 13, 1999
DENVER 27, Oakland 21, Nov. 22, 1999
Miami 38, DENVER 21, Sept. 13, 1999
MIAMI 31, Denver 21, Dec. 21, 1998
Denver 30, KANSAS CITY 7, Nov. 16, 1998
DENVER 27, New England 21, Sept. 7, 1998
SAN FRANCISCO 34, Denver 17, Dec. 15, 1997
DENVER 31, Oakland 3, Nov. 24, 1997
DENVER 34, New England 13, Oct. 6, 1997
Denver 22, OAKLAND 21, Nov. 4, 1996
DENVER 27, Oakland 0, Oct. 16, 1995
Kansas City 31, DENVER 28, Oct. 17, 1994
BUFFALO 27, Denver 20, Sept. 26, 1994
L.A. Raiders 23, DENVER 20, Oct. 18, 1993
KANSAS CITY 15, Denver 7, Sept. 20, 1993
SEATTLE 16, Denver 13 (OT), Nov. 30, 1992
WASHINGTON 34, Denver 3, Oct. 12, 1992
Cleveland 30, DENVER 29, Oct. 8, 1990
DENVER 24, Kansas City 23, Sept. 17, 1990
Denver 14, WASHINGTON 10, Nov. 20, 1989
Denver 28, BUFFALO 14, Sept. 18, 1989
INDIANAPOLIS 55, Denver 23, Oct. 31, 1988
L.A. Raiders 30, DENVER 27, Sept. 26, 1988 (OT)
DENVER 31, Chicago 29, Nov. 16, 1987
MINNESOTA 34, Denver 27, Oct. 27, 1987
DENVER 30, L.A. Raiders 14, Oct. 12, 1987
NEW YORK JETS 22, Denver 10, Oct. 20, 1986
Denver 21, PITTSBURGH 10, Sept. 15, 1986
DENVER 17, San Francisco 16, Nov. 11, 1985
DENVER 17, Green Bay 14, Oct. 15, 1984
DENVER 19, Minnesota 17, Nov. 2, 1981
OAKLAND 9, Denver 3, Dec. 1, 1980
DENVER 20, Washington 17, Oct. 13, 1980
NEW ENGLAND 23, Denver 14, Sept. 29, 1980
SAN DIEGO 17, Denver 7, Dec. 17, 1979
PITTSBURGH 42, Denver 7, Oct. 22, 1979
DENVER 16, Chicago 7, Oct. 16, 1978
MINNESOTA 12, Denver 9 OT, Sept. 11, 1978
OAKLAND 17, Denver 10, Dec. 8, 1975
DENVER 23, Green Bay 13, Sept. 29, 1975
Kansas City 42, DENVER 34, Nov. 18, 1974
WASHINGTON 30, Denver 3, Sept. 30, 1974
DENVER 23, Oakland 23, Oct. 22, 1973 (T)

MONDAY NIGHT REGULARS

 The Broncos have appeared on *Monday Night Football* at least once in each of the last 15 seasons and are set to play three Monday night games in 2007. Including 2007 scheduled appearances, Denver's 16-year streak of making at least one appearance on *Monday Night Football* is the longest active streak in the NFL and one that marks the fifth longest of its kind all-time since the first *Monday Night Football* game was played in 1970.

SUNDAY NIGHT GAMES

Overall record: 17-14-0 / Home: 9-6 / Road 8-8
(Home team in caps)

Seattle 23, DENVER 20, Dec. 3, 2006
San Diego 35, DENVER 27, Nov. 19, 2006
DENVER 13, Oakland 3, Oct. 15, 2006
Denver 17, NEW ENGLAND 7, Sept. 24, 2006
Oakland 25, DENVER 24, Nov. 28, 2004
DENVER 34, Kansas City 24, Sept. 12, 2004
Denver 31, INDIANAPOLIS 17, Dec. 21, 2003
Indianapolis 23, DENVER 20 (OT), Nov. 24, 2002
Miami 24, DENVER 22, Oct. 13, 2002
DENVER 20, Seattle 7, Dec. 9, 2001
Denver 38, ARIZONA 17, Sept. 23, 2001
SEATTLE 20, Denver 17, Nov. 14, 1999
Denver 31, SAN DIEGO 16, Nov. 29, 1998
Denver 38, SAN DIEGO 28, Nov. 30, 1997
SAN DIEGO 16, Denver 10, Dec. 22, 1996
DENVER 27, Tampa Bay 23, Sept. 15, 1996
PHILADELPHIA 31, Denver 13, Nov. 12, 1995
Denver 37, NEW ENGLAND 3, Oct. 8, 1995
DENVER 22, Buffalo 7, Sept. 3, 1995
San Diego 37, DENVER 34, Sept. 4, 1994
GREEN BAY 30, Denver 27, Oct. 10, 1993
DENVER 27, N.Y. Giants 13, Nov. 15, 1992
DENVER 17, L.A. Raiders 13, Sept. 6, 1992
DENVER 20, Pittsburgh 13, Nov. 3, 1991
Denver 13, MINNESOTA 6, Sept. 29, 1991
SEATTLE 17, Denver 12, Dec. 23, 1990
MINNESOTA 27, Denver 22, Nov. 4, 1990
SEATTLE 42, Denver 14, Dec. 11, 1988
SEATTLE 28, Denver 21, Dec. 13, 1987
Denver 24, CLEVELAND 14, Sept. 16, 1984
DENVER 21, Oakland 6, Dec. 3, 1978



OVERTIME GAMES

Overall record: 20-13-2 / Home: 9-5-1 / Road: 11-8-1
(Home team in caps)

San Francisco 26, DENVER 23, Dec. 31, 2006
DENVER 9, Kansas City 6, Sept. 17, 2006
Denver 24, DALLAS 21, Nov. 24, 2005
DENVER 23, Cleveland 20, Dec. 14, 2003
SAN DIEGO 30, Denver 27, Dec. 1, 2002
Indianapolis 23, DENVER 20, Nov. 24, 2002
Denver 37, KANSAS CITY 34, Oct. 20, 2002
KANSAS CITY 26, Denver 23, Dec. 16, 2001
DENVER 36, Seattle 30, Dec. 19, 1999
DENVER 27, Oakland 21, Nov. 22, 1999
Denver 23, BUFFALO 20, Oct. 26, 1997
Denver 20, KANSAS CITY 17, Dec. 4, 1994
N.Y. JETS 25, Denver 22, Sept. 11, 1994
LOS ANGELES RAIDERS 33, Denver 30, Jan. 2, 1994
SEATTLE 16, Denver 13, Nov. 30, 1992
Chicago 16, DENVER 13, Nov. 18, 1990
DENVER 34, Seattle 31, Sept. 23, 1990
LOS ANGELES RAIDERS 16, Denver 13, Dec. 3, 1989
Denver 24, SEATTLE 21, Oct. 22, 1989
Denver 16, SAN FRANCISCO 13, Oct. 9, 1988
L.A. Raiders 30, DENVER 27, Sept. 26, 1988
Denver 17, GREEN BAY (Milw.) 17, Sept. 20, 1987 (T)
Denver 23, CLEVELAND 20, Jan. 11, 1987
Los Angeles Raiders 17, DENVER 14, Dec. 8, 1985
LOS ANGELES RAIDERS 31, Denver 28, Nov. 24, 1985
DENVER 30, San Diego 24, Nov. 17, 1985
DENVER 13, Seattle 10, Oct. 20, 1985
Denver 22, LOS ANGELES RAIDERS 19, Oct. 28, 1984
DENVER 23, Cleveland 20, Nov. 8, 1981
Denver 20, ATLANTA 17, Sept. 16, 1979
Denver 20, SEATTLE 17, Oct. 29, 1978
Denver 23, KANSAS CITY 17, Sept. 24, 1978
MINNESOTA 12, Denver 9, Sept. 11, 1978
DENVER 13, San Diego 10, Nov. 30, 1975
DENVER 35, Pittsburgh 35, Sept. 22, 1974 (T)

*1986 AFC Championship Game

BRONCOS RECORD ON HOLIDAYS / AFTER BYE WEEKS

THANKSGIVING GAMES

Overall record: 3-7-0 / Home: 0-2 / Road: 3-5
(Home team in caps)

KANSAS CITY 19, Denver 10, Nov. 23, 2006
Denver 24, DALLAS 21, Nov. 24, 2005 (OT)
Denver 26, DALLAS 24, Nov. 22, 2001
DETROIT 40, Denver 27, Nov. 22, 1990
DETROIT 17, Denver 14, Nov. 23, 1978
Denver 31, DETROIT 27, Nov. 28, 1974
KANSAS CITY 31, Denver 17, Nov. 27, 1969
SAN DIEGO 24, Denver 20, Nov. 23, 1967
Oakland 26, DENVER 10, Nov. 28, 1963
New York Titans 46, DENVER 45, Nov. 22, 1962

CHRISTMAS GAMES

Overall record: 2-0-0 / Home: 0-0 / Road: 2-0
(Home team in caps)

Denver 37, TENNESSEE 16, Sat., Dec. 25, 2004
Denver 17, DETROIT 7, Sat., Dec. 25, 1999

AFTER THE BYE WEEK

Overall record: 14-4-0 / Home: 10-2 / Road: 4-2
(Home team in caps)

DENVER 13, Baltimore 3, Oct. 9, 2006
Denver 31, OAKLAND 17, Nov. 13, 2005
Denver 34, NEW ORLEANS 13, Nov. 21, 2004
DENVER 37, San Diego 8, Nov. 16, 2003
Oakland 34, DENVER 10, Nov. 11, 2002
DENVER 23, Oakland 17, Dec. 30, 2001
Denver 30, NEW YORK JETS 23, Nov. 5, 2000
Kansas City 16, DENVER 10, Dec. 5, 1999
DENVER 37, Jacksonville 24, Oct. 25, 1998
OAKLAND 28, Denver 25, Oct. 19, 1997
DENVER 45, Baltimore 34, Oct. 20, 1996
DENVER 38, Arizona 6, Nov. 5, 1995
Denver 16, SEATTLE 9, Oct. 9, 1994
DENVER 28, Seattle 17, Oct. 31, 1993
DENVER 35, Indianapolis 13, Oct. 3, 1993
DENVER 27, New York Jets 16, Nov. 8, 1992
DENVER 19, Kansas City 16, Oct. 20, 1991
MINNESOTA 27, Denver 22, Nov. 4, 1990

Note: The bye week was introduced by the NFL in 1990. In 1993, the league adjusted the schedule to include two bye weeks per team, but the schedule changed back to one bye per club in 1994.

DENVER BRONCOS MISCELLANEOUS WON-LOST STATISTICS

MOST SUCCESSFUL SEASONS (BY CATEGORY)

BEST WINNING PERCENTAGE

1998 — .875 (14-2)
1977 — .857 (12-2)
2005 — .813 (13-3)
1996 — .813 (13-3)
1984 — .813 (13-3)
1997 — .750 (12-4)
1991 — .750 (12-4)
1987 — .700 (10-4-1)
2000 — .688 (11-5)
1989 — .688 (11-5)
1986 — .688 (11-5)
1985 — .688 (11-5)

MOST REGULAR SEASON WINS

1998 — 14 wins (2 losses)
2005 — 13 wins (3 losses)
1996 — 13 wins (3 losses)
1984 — 13 wins (3 losses)
1997 — 12 wins (4 losses)
1991 — 12 wins (4 losses)
1977 — 12 wins (2 losses)
2000 — 11 wins (5 losses)
1989 — 11 wins (5 losses)
1986 — 11 wins (5 losses)
1985 — 11 wins (5 losses)

MILESTONE GAMES IN BRONCOS HISTORY (REGULAR SEASON ONLY)

1ST GAME

September 9, 1960, at Boston Patriots (W) 13-10

50TH GAME

November 3, 1963, vs. Buffalo Bills (L) 28-30

100TH GAME

September 10, 1967, at Oakland Raiders (L) 51-0

200TH GAME

October 6, 1974, at Kansas City Chiefs (W) 17-14

300TH GAME

December 21, 1980, at Seattle Seahawks (W) 25-17

400TH GAME

November 29, 1987, at San Diego Chargers (W) 31-17

500TH GAME

January 2, 1994, at Los Angeles Raiders (L) 33-30 OT

600TH GAME

September 24, 2000, vs. Kansas City Chiefs (L) 23-22

700TH GAME

November 5, 2006, at Pittsburgh Steelers (W) 31-20

800TH GAME

Denver's 800th regular-season game will occur in its 12th contest of the 2012 season.

BRONCOS ALL-TIME RECORD BY THE DAY

	REGULAR SEASON			POSTSEASON			
	Home	Road	Total	Home	Road	Neutral	Total
Thu.	0-3-0 (.000)	3-5-0 (.375)	3-8-0 (.273)	—	—	—	—
Fri.	2-0-0 (1.000)	3-4-0 (.429)	5-4-0 (.556)	—	—	—	—
Sat.	6-4-0 (.600)	8-14-1 (.370)	14-18-1 (.439)	5-1 (.833)	0-2 (.000)	—	5-3 (.625)
Sun.	199-107-6 (.647)	126-161-2 (.438)	325-268-8 (.542)	7-2 (.778)	3-6 (.333)	2-4 (.333)	12-12 (.500)
Mon.	19-8-1 (.696)	5-21-0 (.192)	24-29-1 (.454)	—	—	—	—
TOTAL	226-122-7 (.646)	145-205-3 (.415)	371-327-10 (.531)	12-3 (.800)	3-8 (.273)	2-4 (.333)	17-15 (.531)

BRONCOS ALL-TIME RECORD BY THE MONTH

	REGULAR SEASON			POSTSEASON			
	Home	Road	Total	Home	Road	Neutral	Total
Aug.	1-0-0 (1.000)	0-0-0 (.000)	1-0-0 (1.000)	—	—	—	—
Sept.	60-23-2 (.718)	31-43-1 (.420)	91-66-3 (.578)	—	—	—	—
Oct.	64-33-1 (.658)	43-51-1 (.458)	107-84-2 (.560)	—	—	—	—
Nov.	54-42-3 (.561)	47-43-1 (.522)	101-85-4 (.542)	—	—	—	—
Dec.	46-23-1 (.664)	24-65-0 (.270)	70-88-1 (.443)	2-1 (.667)	0-4 (.000)	—	2-5 (.286)
Jan.	1-1-0 (.500)	0-3-0 (.000)	1-4-0 (.200)	10-2 (.833)	3-4 (.429)	2-4 (.333)	15-10 (.600)
TOTAL	226-122-7 (.646)	145-205-3 (.415)	371-327-10 (.531)	12-3 (.800)	3-8 (.273)	2-4 (.333)	17-15 (.531)

BRONCOS ALL-TIME RECORD BY THE DECADE


	REGULAR SEASON			POSTSEASON			
	Home	Road	Total	Home	Road	Neutral	Total
1960s	24-43-3 (.364)	15-54-1 (.221)	39-97-4 (.293)	0-0 (.000)	0-0 (.000)	0-0 (.000)	0-0 (.000)
1970s	43-25-4 (.625)	32-39-1 (.451)	75-64-5 (.538)	2-0 (1.000)	0-2 (.000)	0-1 (.000)	2-3 (.400)
1980s	58-19-0 (.753)	35-39-1 (.473)	93-58-1 (.615)	5-1 (.833)	1-1 (.500)	0-3 (.000)	6-5 (.545)
1990s	60-20-0 (.750)	34-46-0 (.425)	94-66-0 (.588)	4-1 (.800)	2-2 (.500)	2-0 (1.000)	8-3 (.727)
2000s	41-15-0 (.732)	29-27-0 (.518)	70-42-0 (.625)	1-1 (.500)	0-3 (.000)	0-0 (.000)	1-4 (.200)
TOTAL	226-122-7 (.646)	145-205-3 (.415)	371-327-10 (.531)	12-3 (.800)	3-8 (.273)	2-4 (.333)	17-15 (.531)

BRONCOS ALL-TIME SEASON OPENERS

Overall record: 29-17-1 / Home: 23-6-1 / Road: 6-11

Year (Date)	W/L	Result	Year (Date)	W/L	Result
1960 (9/9)	W	Denver 13, @Boston 10	1984 (9/2)	W	@Denver 20, Cincinnati 17
1961 (9/10)	W	Denver 22, @Buffalo 10	1985 (9/8)	L	@L.A. Rams 20, Denver 16
1962 (9/7)	W	@Denver 30, San Diego 21	1986 (9/7)	W	@Denver 38, L.A. Raiders 36
1963 (9/7)	L	Kansas City 59, @Denver 7	1987 (9/13)	W	@Denver 40, Seattle 17
1964 (9/12)	L	@N.Y. Jets 30, Denver 6	1988 (9/4)	L	Seattle 21, @Denver 14
1965 (9/11)	L	@San Diego 34, Denver 31	1989 (9/10)	W	@Denver 34, Kansas City 20
1966 (9/3)	L	@Houston 45, Denver 7	1990 (9/9)	L	@L.A. Rams 14, Denver 9
1967 (9/3)	W	@Denver 26, Boston 21	1991 (9/1)	W	@Denver 45, Cincinnati 14
1968 (9/15)	L	@Cincinnati 24, Denver 10	1992 (9/6)	W	@Denver 17, L.A. Raiders 13
1969 (9/14)	W	@Denver 35, Boston 7	1993 (9/5)	W	Denver 26, @N.Y. Jets 20
1970 (9/20)	W	Denver 25, @Buffalo 10	1994 (9/4)	L	San Diego 37, @Denver 34
1971 (9/19)	T	@Denver 10, Miami 10	1995 (9/3)	W	@Denver 22, Buffalo 7
1972 (9/17)	W	@Denver 30, Houston 17	1996 (9/1)	W	@Denver 31, N.Y. Jets 6
1973 (9/16)	W	@Denver 28, Cincinnati 10	1997 (8/31)	W	@Denver 19, Kansas City 3
1974 (9/15)	L	L.A. Rams 17, @Denver 10	1998 (9/7)	W	@Denver 27, New England 21
1975 (9/21)	W	@Denver 37, Kansas City 33	1999 (9/13)	L	Miami 38, @Denver 21
1976 (9/12)	L	@Cincinnati 17, Denver 7	2000 (9/4)	L	@St. Louis 41, Denver 36
1977 (9/18)	W	@Denver 7, St. Louis 0	2001 (9/10)	W	@Denver 31, NYG 20
1978 (9/3)	W	@Denver 14, Oakland 6	2002 (9/8)	W	@Denver 23, St. Louis 16
1979 (9/2)	W	@Denver 10, Cincinnati 0	2003 (9/7)	W	Denver 30, @Cincinnati 10
1980 (9/7)	L	@Philadelphia 27, Denver 6	2004 (9/12)	W	@Denver 34, K.C. 24
1981 (9/6)	W	@Denver 9, Oakland 7	2005 (9/11)	L	@Miami 34, Denver 10
1982 (9/12)	L	San Diego 23, @Denver 3	2006 (9/10)	L	@St. Louis 18, Denver 10
1983 (9/4)	W	Denver 14, @Pittsburgh 10			

YEAR-BY-YEAR FINAL STATISTICS



2006 FINAL STATISTICS (9-7)

Head Coach: Mike Shanahan AFC West: 3rd Home Stadium: INVESCO Field at Mile High

Date	W-L	Score	Opponent	Attendance	RUSHING	No.	Yds	Avg	Long	TD
Sept 10	L	10-18	at St. Louis	65,577	T. Bell	233	1025	4.4	51	2
Sept 17	W	9-6	Kansas City (OT)	76,786	M. Bell	157	677	4.3	48	8
Sept 24	W	17-7	at New England	68,756	Walker	9	123	13.7	72t	1
Oct 9	W	13-3	Baltimore	76,355	Plummer	36	112	3.1	19	1
Oct 15	W	13-3	Oakland	76,691	Sapp	10	80	8.0	28	0
Oct 22	W	17-7	at Cleveland	73,024	Nash	18	66	3.7	26	0
Oct 29	L	31-34	Indianapolis	76,767	Johnson	5	30	6.0	15	0
Nov 5	W	31-20	at Pittsburgh	64,661	Cutler	12	18	1.5	9	0
Nov 12	W	17-13	at Oakland	62,094	Marshall	2	12	6.0	6	0
Nov 19	L	27-35	San Diego	76,723	Cobbs	3	9	3.0	5	0
Nov 23	L	10-19	at Kansas City	79,484	Scheffler	1	3	3.0	3	0
Dec 3	L	20-23	Seattle	76,146	Elam	1	2	2.0	2	0
Dec 10	L	20-48	at San Diego	67,514	Smith	1	-5	-5.0	-5	0
Dec 17	W	37-20	at Arizona	63,845	BRONCOS	488	2152	4.4	72t	12
Dec 24	W	24-23	Cincinnati	75,759	OPPONENTS	447	1813	4.1	41	13
Dec 31	L	23-26	San Francisco (OT)	75,555	RECEIVING	No.	Yds	Avg	Long	TD

TEAM STATISTICS	Den	Opp
TOTAL FIRST DOWNS	285	291
Rushing	106	97
Passing	151	183
Penalty	28	11
3RD DOWN: MADE/ATT	78/211	81/221
3rd Down Pct.	37.0	36.7
4TH DOWN: MADE/ATT	7/13	5/14
4th Down Pct.	53.8	35.7
POSSESSION AVG.	29:50	30:10
TOTAL NET YARDS	4951	5223
Avg. Per Game	309.4	326.4
Total Plays	973	1020
Avg. Per Play	5.1	5.1
NET YARDS RUSHING	2152	1813
Avg. Per Game	134.5	113.3
Total Rushes	488	447
NET YARDS PASSING	2799	3410
Avg. Per Game	174.9	213.1
Sacked/Yards Lost	31/196	35/202
Gross Yards	2995	3612
Att./Completions	454/256	538/327
Completion Pct.	56.4	60.8
Had Intercepted	18	17
PUNTS/AVERAGE	80/41.7	74/43.8
NET PUNTING AVG.	80/36.6	74/37.9
PENALTIES/YARDS	67/478	97/785
FUMBLES/BALL LOST	29/12	28/13
TOUCHDOWNS	34	29
RUSHING	12	13
PASSING	20	13
RETURNS	2	3

SCORE BY PERIODS	1	2	3	4	OT	PTS
BRONCOS	44	110	75	87	3	319
OPPONENTS	47	82	64	109	3	305

SCORING	TD	Ru	Pa	Ret	K-PAT	FG	S	PTS
Elam	0	0	0	0	34/34	27/29	0	115
Walker	9	1	8	0	0	0	0	54
M. Bell	8	8	0	0	0	0	0	48
Scheffler	4	0	4	0	0	0	0	24
Smith	3	0	3	0	0	0	0	18
Alexander	2	0	2	0	0	0	0	12
T. Bell	2	2	0	0	0	0	0	12
Marshall	2	0	2	0	0	0	0	12
Bailey	1	0	0	1	0	0	0	6
Johnson	1	0	1	0	0	0	0	6
Plummer	1	1	0	0	0	0	0	6
Da. Williams	1	0	0	1	0	0	0	6
BRONCOS	34	12	20	2	34/34	27/29	0	319
OPPONENTS	29	13	13	3	27/27	34/42	0	305

2-PT. CONVERSIONS: BRONCOS 0-0, OPPONENTS 1-2

SACKS: Dumervil 8.5, Ekuban 7, Lang 6, Chukwurah 4.5, Warren 2.5, M. Myers 2, Veal 1.5, Engelberger 1, D.J. Williams 1, Wilson 1, **BRONCOS 35.0, OPPONENTS 31.0**

PASSING	Att	Cmp	Yds	Cmp%	Yds/Att	TD	TD%	Int	Int%	Long	Sack/Lost	Rating
Plummer	317	175	1994	55.2	6.29	11	3.5	13	4.1	83t	18/111	68.8
Cutler	137	81	1001	59.1	7.31	9	6.6	5	3.6	71t	13/85	88.5
BRONCOS	454	256	2995	56.4	6.60	20	4.4	18	4.0	83t	31/196	74.7
OPPONENTS	538	327	3612	60.8	6.71	13	2.4	17	3.2	63	35/202	75.6

2006 DEFENSIVE STATS

(based on coaches' film review)

	TT	UT	A	S-YDS	I-YDS	PD	FF	FR
1 Wilson	113	88	25	1-5	0-0	6	1	0
2 Gold	101	77	24	0-0	0-0	4	1	0
3 Bailey	98	84	14	0-0	10-162	30	0	1
4 Lynch	97	64	33	0-0	0-0	5	2	1
5 Williams, Da.	89	79	10	0-0	4-37	16	1	1
6 Williams, D.J.	86	69	17	1-8	0-0	3	2	0
7 Myers	80	51	29	2-3	0-0	2	1	2
8 Ekuban	78	61	17	7-45.5	0-0	2	1	0
9 Foxworth	58	47	11	0-0	1-45	12	1	0
10 Engelberger	55	37	18	1-4	0-0	4	2	1
11 Lang	51	39	12	6-34	0-0	1	1	0
12 Warren	51	32	19	2.5-12	0-0	2	0	0
13 Veal	39	25	14	1.5-14	0-0	2	0	0
14 Ferguson	36	28	8	0-0	1-0	5	1	0
15 Chukwurah	20	11	9	4.5-20	0-0	1	0	0
16 Dumervil	19	15	4	8.5-56.5	0-0	0	2	3
17 Brandon	15	9	6	0-0	0-0	1	1	0
18 Paymah	14	14	0	0-0	0-0	2	0	0
19 Webster	13	7	6	0-0	0-0	0	0	0
20 Cox	11	10	1	0-0	1-0	5	0	1
21 Abdullah	4	3	1	0-0	0-0	0	0	0
22 Burns	2	1	1	0-0	0-0	0	0	0
Peterson	2	1	1	0-0	0-0	0	0	0
24 Burton	1	0	1	0-0	0-0	0	0	0
Green	1	1	0	0-0	0-0	0	0	0
TOTALS	1134	853	281	35-202	17-244	103	17	10

2006 GAMES STARTED

OFFENSE	DEFENSE
QB Cutler, Jay	5 DE Ekuban, Ebenezer
QB Plummer, Jake	11 DE Engelberger, John
RB Bell, Mike	3 DE Lang, Kenard
RB Bell, Tatum	13 DT Myers, Michael
FB Johnson, Kyle	7 DT Veal, Demetris
FB Sapp, Cecil	1 DT Warren, Gerard
WR Marshall, Brandon	1 LB Gold, Ian
WR Smith, Rod	16 LB Webster, Nate
WR Walker, Javon	16 LB Williams, D.J.
TE Alexander, Stephen	14 LB Wilson, A.I.
TE Mustard, Chad	4 CB Bailey, Champ
TE Scheffler, Tony	5 CB Williams, Darrent
C Nalen, Tom	13 DB Foxworth, Domonique
T Foster, George	6 S Cox, Curome
T Lepsis, Matt	3 S Meadows, Adam
T Meadows, Adam	10 S Fergusson, Nick
T Pears, Erik	10 S Lynch, John
G Carlisle, Cooper	16
G Hamilton, Ben	16

2006 COACHES

Mike Shanahan (Head Coach), Mike Heimerdinger (Asst. Head Coach), Rick Dennison (Offensive Coordinator), Larry Coyer (Defensive Coordinator), Jeremy Bates (Offensive Asst.), Chip Beake (Quality Control), Ronnie Bradford (Special Teams), Tim Brewster (Tight Ends), Jacob Burrey (Defensive Line/Ends), Kirk Doll (Linebackers), Thomas McGaughey (Special Teams Asst.), Pat McPherson (Quarterbacks), Andre Patterson (Defensive Line/Tackles), Jim Ryan (Defensive Asst.), Greg Saporta (Asst. Strength & Conditioning), Bob Slowik (Defensive Backs), Ryan Slowik (Defensive Asst.), Cedric Smith (Asst. Strength & Conditioning), Jimmy Spencer (Asst. Defensive Backs), Bobby Turner (Running Backs), Rich Tulen (Strength & Conditioning), Steve Watson (Wide Receivers).

2006 LEADERS / RANKINGS

INDIVIDUAL	PLAYER	NO.	AFC RANK	NFL RANK	NFL LEADER	NO.
Scoring	Elam	115	5t	10t	Tomlinson (SD)	186
Rushing	T. Bell	1,025	9	22	Tomlinson (SD)	1,815
Passing Yards	Plummer	1,994	13	27	Brees (NO)	4,418
Passer Rating	Plummer	68.8	13	28	Manning (IND)	101.0
Receiving Yards	Walker	1,084	7	15	C. Johnson (CIN)	1,369
Receptions	Walker	69	14	28t	A. Johnson (HOU)	103
Interceptions	Bailey	10	11	11	Bailey (DEN)/Samuel (NE)	10
Sacks	Dumervil	8.5	15t	22t	Merriman (SD)	17.0

OFFENSE	NO.	AFC RANK	NFL RANK	NFL LEADER	NO.
Points Per Game	19.9	10	17	San Diego	30.8
Total Yards Per Game	309.4	10	21	New Orleans	391.5
Yards Per Play	5.1	9	18	Philadelphia	6.2
Rushing Yards Per Game	134.5	4	8	Atlanta	183.7
Net Passing Yards Per Game	174.9	12	25	New Orleans	281.4

DEFENSE	NO.	AFC RANK	NFL RANK	NFL LEADER	NO.
Points Per Game	19.1	7	8t	Baltimore	12.6
Total Yards Per Game	326.4	8	14	Baltimore	264.1
Yards Per Play	5.1	8	12	Baltimore	4.5
Rushing Yards Per Game	113.3	7	12	Minnesota	61.6
Net Passing Yards Per Game	213.1	13	21	Oakland	150.8

2006 NFL STANDINGS

AFC EAST	W	L	T	Pct	PF	PA
y-New England	12	4	0	.750	385	237
x-New York Jets	10	6	0	.625	316	295
Buffalo	7	9	0	.438	300	311
Miami	6	10	0	.375	260	283

AFC NORTH	W	L	T	Pct	PF	PA
yz-Baltimore	13	3	0	.813	353	201
Cincinnati	8	8	0	.500	373	331
Pittsburgh	8	8	0	.500	353	315
Cleveland	4	12	0	.250	238	356

AFC SOUTH	W	L	T	Pct	PF	PA
y-Indianapolis	12	4	0	.750	427	360
Tennessee	8	8	0	.500	324	400
Jacksonville	8	8	0	.500	371	274
Houston	6	10	0	.375	267	366

AFC WEST	W	L	T	Pct	PF	PA
*yz-San Diego	14	2	0	.875	492	303
x-Kansas City	9	7	0	.563	331	315
Denver	9	7	0	.563	319	305
Oakland	2	14	0	.125	168	332

NFC EAST	W	L	T	Pct	PF	PA
y-Philadelphia	10	6	0	.625	398	328
x-Dallas	9	7	0	.563	425	350
x-New York Giants	8	8	0	.500	355	362
Washington	5	11	0	.313	307	376

NFC NORTH	W	L	T	Pct	PF	PA
*yz-Chicago	13	3	0	.813	427	255
Green Bay	8	8	0	.500	301	366
Minnesota	6	10	0	.375	282	327
Detroit	3	13	0	.188	305	398

NFC SOUTH	W	L	T	Pct	PF	PA
yz-New Orleans	10	6	0	.625	413	322
Carolina	8	8	0	.500	270	305
Atlanta	7	9	0	.438	292	328
Tampa Bay	4	12	0	.250	211	353

NFC WEST	W	L	T	Pct	PF	PA
y-Seattle	9	7	0	.563	335	341
St. Louis	8	8	0	.500	367	381
San Francisco	7	9	0	.438	298	412
Arizona	5	11	0	.313	314	389

x - Playoffs; y - Division Title; z - First-round Bye; * - Home-field Advantage

WILD CARD PLAYOFF GAMES

1/6 - at Indianapolis 23, Kansas City 8
1/6 - at Seattle 21, Dallas 20
1/7 - at New England 37, New York Jets 16
1/7 - at Philadelphia 23, New York Giants 20

DIVISIONAL PLAYOFF GAMES

1/13 - Indianapolis 15, at Baltimore 6
1/13 - at New Orleans 27, Philadelphia 24
1/14 - at Chicago 27, Seattle 24 (OT)
1/14 - New England 24, at San Diego 21

CONFERENCE CHAMPIONSHIPS

1/21 - at Chicago 39, New Orleans 14
1/21 - at Indianapolis 38,

2005 FINAL STATISTICS (13-3)

Head Coach: Mike Shanahan AFC West: 1st Home Stadium: INVESCO Field at Mile High

Date	W-L	Score	Opponent	Attendance	RUSHING	No.	Yds	Avg	Long	TD
Sept 11	L	10-34	at Miami	72,324	M. Anderson	239	1014	4.2	44t	12
Sept 18	W	20-17	San Diego	75,310	Bell	173	921	5.3	68	8
Sept 26	W	30-10	Kansas City	76,381	Dayne	53	270	5.1	55	1
Oct 2	W	20-7	at Jacksonville	66,045	Plummer	46	151	3.3	22	2
Oct 9	W	21-19	Washington	75,880	Lelie	5	84	16.8	39	0
Oct 16	W	28-20	New England	76,571	Van Pelt	11	48	4.4	11	1
Oct 23	L	23-24	at New York Giants	78,516	Sapp	5	21	4.2	10	0
Oct 30	W	49-21	Philadelphia	76,530	Adams	5	14	2.8	13	0
Nov 13	W	31-17	at Oakland	62,779	Johnson	4	9	2.3	4	1
Nov 20	W	27-0	New York Jets	76,255	Smith	1	7	7.0	7	0
Nov 24	W	24-21	at Kansas City	63,273	BRONCOS	542	2539	4.7	68	25
Dec 4	L	27-31	at Baltimore	78,261	OPPONENTS	344	1363	4.0	61	10
Dec 11	W	12-10	Kansas City	75,651	RECEIVING	No.	Yds	Avg	Long	TD
Dec 17	W	28-17	at Buffalo	71,887	Smith	85	1105	13.0	72	6
Dec 24	W	22-3	Oakland	76,212	Lelie	42	770	18.3	56	1
Dec 31	W	23-7	at San Diego	65,513	Putzier	37	481	13.0	32	0

TEAM STATISTICS	Den	Opp
TOTAL FIRST DOWNS	330	295
Rushing	145	82
Passing	162	183
Penalty	23	30
3RD DOWN: MADE/ATT	76/210	76/207
3rd Down Pct.	36.2	36.7
4TH DOWN: MADE/ATT	14/19	10/19
4th Down Pct.	73.7	52.6
POSSESSION AVG.	32:37	27:23
TOTAL NET YARDS	5766	5006
Avg. Per Game	360.4	312.9
Total Plays	1030	985
Avg. Per Play	5.6	5.1
NET YARDS RUSHING	2539	1363
Avg. Per Game	158.7	85.2
Total Rushes	542	344
NET YARDS PASSING	3227	3643
Avg. Per Game	201.7	227.7
Sacked/Yards Lost	23/146	28/190
Gross Yards	3373	3833
Att./Completions	465/279	613/344
Completion Pct.	60.0	56.1
Had Intercepted	7	20
PUNTS/AVERAGE	73/43.2	81/44.9
NET PUNTING AVG.	73/38.0	81/38.2
PENALTIES/YARDS	97/756	139/989
FUMBLES/BALL LOST	19/9	29/16
TOUCHDOWNS	46	31
Rushing	25	10
Passing	18	20
Returns	3	1

SCORE BY PERIODS	1	2	3	4	OT	PTS
BRONCOS	81	143	83	85	3	395
OPPONENTS	44	61	37	116	0	258

SCORING	TD	Ru	Pa	Ret	K-PAT	FG	S	PTS
Elam	0	0	0	0	43/44	24/32	0	115
M. Anderson	13	12	1	0			0	78
Bell	8	8	0	0			0	48
Johnson	6	1	5	0			0	36
Smith	6	0	6	0			0	36
Bailey	2	0	0	2			0	12
Carswell	2	0	2	0			0	12
Plummer	2	2	0	0			0	12
S. Alexander	1	0	1	0			0	6
Dayne	1	1	0	0			0	6
Devoe	1	0	1	0			0	6
Duke	1	0	1	0			0	6
Lelie	1	0	1	0			0	6
Van Pelt	1	1	0	0			0	6
Da. Williams	1	0	0	1			0	6
Putzier	0	0	0	0			1	2
Veal	0	0	0	0			1	2
BRONCOS	46	25	18	3	43/44	24/32	1	395
OPPONENTS	31	10	20	3	30/30	14/18	0	258

2-PT. CONVERSIONS: Putzier, BRONCOS 1-2, OPPONENTS 0-1

SACKS: Ekuban 4.0, Lynch 4.0, Pryce 4.0, Gold 3.0, Warren 3.0, Wilson 3.0, Brown 2.0, Coleman 1.0, M. Myers 1.0, Veal 1.0, Da. Williams 1.0, (group) 1.0, BRONCOS 28.0, OPPONENTS 23.0

PASSING	Att	Cmp	Yds	Cmp%	Yds/Att	TD	TD%	Int	Int%	Long	Sack/Lost	Rating
Plummer	456	277	3366	60.7	7.38	18	3.9	7	1.5	72	22/135	90.2
Van Pelt	8	2	7	25.0	0.88	0	0.0	0	0.0	5	0/0	39.6
Smith	1	0	0	0.0	0.00	0	0.0	0	0.0	0	1/11	39.6
BRONCOS	465	279	3373	60.0	7.25	18	3.9	7	1.5	72	23/146	88.9
OPPONENTS	613	344	3833	56.1	6.25	20	3.3	20	3.3	91t	28/190	72.2

2005 DEFENSIVE STATS

(based on coaches' film review)

	TT	UT	A	S-YDS	I-YDS	PD	FF	FR
1 Gold	106	81	25	3-17	0-0	5	4	2
2 Wilson	90	72	18	3-12	0-0	9	2	1
3 Ferguson	81	62	19	0-0	5-59	12	2	1
4 Bailey	72	62	10	0-0	8-139	28	2	0
5 Lynch	69	47	22	4-41	2-2	8	4	0
6 Williams, D.J.	68	44	24	0-0	0-0	5	1	0
7 Foxworth	66	59	7	0-0	2-23	18	1	1
8 Williams, Da.	58	52	6	1-8	2-108	12	1	1
9 Myers	50	28	22	1-10	0-0	2	0	1
10 Warren	42	22	20	3-25	0-0	3	1	0
11 Ekuban	41	28	13	4-21	0-0	2	0	1
Pryce	41	35	6	4-22	0-0	1	1	0
13 Brown	38	30	8	2-14	0-0	1	0	2
14 Veal	33	23	10	1-14	0-0	0	0	1
15 Engelberger	24	17	7	0-0	0-0	0	0	0
16 Brandon	20	13	7	0-0	0-0	3	0	1
17 Walls	16	16	0	0-0	0-0	6	1	0
18 Cox	11	9	2	0-0	1-48	5	0	0
19 Coleman	10	6	4	1-6	0-0	1	0	0
20 Paymah	3	2	1	0-0	0-0	0	0	0
21 Burns	2	0	2	0-0	0-0	0	0	0
Chukwurah	2	1	1	0-0	0-0	0	0	0
Pope	2	2	0	0-0	0-0	0	0	0
24 Team	0	0	0	1-0	0-0	0	0	0
TOTALS	945	711	234	28-190	20-379	121	20	12

2005 GAMES STARTED

OFFENSE		DEFENSE	
QB Plummer, Jake	16	DE Brown, Courtney	13
RB Anderson, Mike	15	DE Ekuban, Ebenezer	4
RB Bell, Tatum	1	DE Pryce, Trevor	16
FB Johnson, Kyle	14	DT Myers, Michael	15
WR Adams, Charlie	2	DT Warren, Gerard	16
WR Lelie, Ashley	13	LB Burns, Keith	1
WR Smith, Rod	16	LB Gold, Ian	16
TE Alexander, Stephen	15	LB Williams, D.J.	14
TE Putzier, Jeb	4	LB Wilson, Al	15
C Nalen, Tom	16	CB Bailey, Champ	14
T Foster, George	16	CB Foxworth, Domonique	7
T Lepsis, Matt	16	CB Walls, Lenny	3
G Carlisle, Cooper	16	CB Williams, Darrent	9
G Hamilton, Ben	16	S Cox, Curume	1
		S Ferguson, Nick	16
		S Lynch, John	16

2005 COACHES

Mike Shanahan (Head Coach), Gary Kubiak (Offensive Coordinator), Larry Coyer (Defensive Coordinator), Ronnie Bradford (Special Teams), Tim Brewster (Tight Ends), Jacob Burney (Defensive Line/Ends), Troy Calhoun (Asst. to Head Coach), Rick Dennison (Offensive Line), Kirk Doli (Linebackers), Thomas McGaughey (Special Teams Asst.), Pat McPherson (Quarterbacks), Andre Patterson (Defensive Line/Tackles), Jim Ryan (Defensive Asst.), Greg Saporta (Asst. Strength & Conditioning), Bob Slowik (Defensive Backs), Ryan Slowik (Defensive Asst.), Cedric Smith (Asst. Strength & Conditioning), Jimmy Spencer (Asst. Defensive Backs), Bobby Turner (Running Backs), Rich Tulen (Strength & Conditioning), Steve Watson (Wide Receivers).

2005 LEADERS / RANKINGS

INDIVIDUAL	PLAYER	NO.	AFC RANK	NFL RANK	NFL LEADER	NO.
Scoring	Elam	115	7	12	Alexander (SEA)	168
Rushing	Anderson	1,014	9	16	Alexander (SEA)	1,880
Passing Yards	Plummer	3,366	7	12	Brady (NE)	4,110
Passer Rating	Plummer	90.2	5	7	Manning (IND)	104.1
Receiving Yards	Smith	1,105	4	13	Smith (CAR)	1,563
Receptions	Smith	85	4	9	Smith (CAR)/Rogers (ARI)	103
Interceptions	Bailey	3	3	4t	Law (NYJ)/O'Neal (CIN)	10
Sacks	Three Players	4.0	40t	78t	Burgess (OAK)	16.0

OFFENSE	NO.	AFC RANK	NFL RANK	NFL LEADER	NO.
Points Per Game	24.7	5	7	Seattle	28.3
Total Yards Per Game	360.4	3	5	Kansas City	387.0
Yards Per Play	5.6	4	5	Kansas City	5.8
Rushing Yards Per Game	158.7	1	2	Atlanta	159.1
Net Passing Yards Per Game	201.7	9	18	Arizona	277.3

DEFENSE	NO.	AFC RANK	NFL RANK	NFL LEADER	NO.
Points Per Game	16.1	21t	31t	Chicago	12.6
Total Yards Per Game	312.9	7	15	Tampa Bay	277.8
Yards Per Play	5.1	8	18	Chicago	4.4
Rushing Yards Per Game	85.2	2	2	San Diego	84.3
Net Passing Yards Per Game	227.7	14	29	Green Bay	167.5

2005 NFL STANDINGS

AFC EAST	W	L	T	Pct	PF	PA
Team						
y-New England	10	6	0	.625	379	338
Miami	9	7	0	.563	318	317
Buffalo	5	11	0	.313	271	367
New York Jets	4	12	0	.250	240	355

AFC NORTH	W	L	T	Pct	PF	PA
Team						
y-Cincinnati	11	5	0	.688	421	350
x-Pittsburgh	11	5	0	.688	389	258
Baltimore	6	10	0	.375	265	299
Cleveland	6	10	0	.375	232	301

AFC SOUTH	W	L	T	Pct	PF	PA
Team						
*yz-Indianapolis	14	2	0	.875	439	247
x-Jacksonville	12	4	0	.750	361	269
Tennessee	4	12	0	.250	299	421
Houston	2	14	0	.125	260	431

AFC WEST	W	L	T	Pct	PF	PA
Team						
yz-Denver	13	3	0	.813	395	258
Kansas City	10	6	0	.625	403	325
San Diego	9	7	0	.563	418	312
Oakland	4	12	0	.250	290	383

NFC EAST	W	L	T	Pct	PF	PA
Team						
y-New York Giants	11	5	0	.688	422	314
x-Washington	10	6	0	.625	359	293
Dallas	9	7	0	.563	325	308
Philadelphia	6	10	0	.375	310	388

NFC NORTH	W	L	T	Pct	PF	PA
Team						
yz-Chicago	11	5	0	.688	260	202
Minnesota	9	7	0	.563	306	344
Detroit	5	11	0	.313	254	345
Green Bay	4	12	0	.250	298	344

NFC SOUTH	W	L	T	Pct	PF	PA
Team						
y-Tampa Bay	11	5	0	.688	300	274
x-Carolina	11	5	0	.688	391	259
Atlanta	8	8	0	.500	351	341
New Orleans	3	13	0	.188	235	398

NFC WEST						
Team	W	L	T	Pct	PF	PA
*yz-Seattle	13	3	0	.813	452	271
St. Louis	6	10	0	.375	363	429
Arizona	5	11	0	.313	311	387
San Francisco	4	12	0	.250	239	428

2004 FINAL STATISTICS (10-6)

Head Coach: Mike Shanahan AFC West: 2nd Home Stadium: INVESCO Field at Mile High

Date	W-L	Score	Opponent	Attendance	RUSHING	No.	Yds	Avg	Long	TD
Sept 12	W	34-24	Kansas City	75,939	Droughns	275	1240	4.5	51	6
Sept 19	L	6-7	at Jacksonville	69,127	Bell	75	396	5.3	29	3
Sept 26	W	23-13	San Diego	74,533	Griffin	85	311	3.7	47	2
Oct 3	W	16-13	at Tampa Bay	65,341	Plummer	62	202	3.3	22	1
Oct 10	W	20-17	Carolina	75,072	Hearst	20	81	4.1	11	1
Oct 17	W	31-3	at Oakland	62,507	Smith	5	33	6.6	14	0
Oct 25	L	10-23	at Cincinnati	65,806	Watts	5	33	6.6	10	0
Oct 31	L	28-41	Atlanta	75,083	Sapp	4	32	8.0	18	0
Nov 7	W	31-13	Houston	74,292	Lelie	3	5	1.7	8	0
Nov 21	W	34-13	at New Orleans	64,900	BRONCOS	534	2333	4.4	51	13
Nov 28	L	24-25	Oakland	75,936	OPPONENTS	396	1512	3.8	44	16
Dec 5	L	17-20	at San Diego	65,395	RECEIVING	No.	Yds	Avg	Long	TD
Dec 12	W	20-17	Miami	75,027	Smith	79	1144	14.5	85	7
Dec 19	L	17-45	at Kansas City	77,702	Lelie	54	1084	20.1	58	7
Dec 25	W	37-16	at Tennessee	68,809	Putzier	36	572	15.9	39	2
Jan 2	W	33-14	Indianapolis	75,149	Droughns	32	241	7.5	23	2

TEAM STATISTICS	Den	Opp
TOTAL FIRST DOWNS	351	235
Rushing	127	83
Passing	184	130
Penalty	40	22
3RD DOWN: MADE/ATT	78/206	65/209
3rd Down Pct.	37.9	31.1
4TH DOWN: MADE/ATT	7/14	5/14
4th Down Pct.	50.0	35.7
POSSESSION AVG.	32:38	27:23
TOTAL NET YARDS	6332	4459
Avg. Per Game	395.8	278.7
Total Plays	1070	918
Avg. Per Play	5.9	4.9
NET YARDS RUSHING	2333	1512
Avg. Per Game	145.8	94.5
Total Rushes	534	396
NET YARDS PASSING	3999	2947
Avg. Per Game	249.9	184.2
Sacked/Yards Lost	15/90	38/266
Gross Yards	4089	3213
Att./Completions	521/303	484/272
Completion Pct.	58.2	56.2
Had Intercepted	20	12
PUNTS/AVERAGE	70/40.5	95/44.7
NET PUNTING AVG.	70/34.3	95/38.2
PENALTIES/YARDS	93/880	120/1062
FUMBLES/BALL LOST	23/9	24/8
TOUCHDOWNS	42	35
Rushing	13	16
Passing	27	17
Returns	2	2

SCORE BY PERIODS	1	2	3	4	OT	PTS
BRONCOS	102	138	50	91	0	381
OPPONENTS	68	121	67	48	0	304

SCORING	TD	Ru	Pa	Ret	K-PAT	FG	S	PTS
Elam	0	0	0	0	42/42	29/34	0	129
Droughns	8	6	2	0	0	0	0	48
Lelie	7	0	7	0	0	0	0	42
Smith	7	0	7	0	0	0	0	42
Hape	4	0	4	0	0	0	0	24
Bell	3	3	0	0	0	0	0	18
Griffin	3	2	1	0	0	0	0	18
K. Johnson	2	0	2	0	0	0	0	12
Putzier	2	0	2	0	0	0	0	12
Carswell	1	0	1	0	0	0	0	6
Hearst	1	1	0	0	0	0	0	6
E. Johnson	1	0	0	1	0	0	0	6
Plummer	1	1	0	0	0	0	0	6
Watts	1	0	1	0	0	0	0	6
Wilson	1	0	0	1	0	0	0	6
BRONCOS	42	13	27	2	42/42	29/34	0	381
OPPONENTS	35	16	17	2	31/32	21/26	0	304

2-PT. CONVERSIONS: BRONCOS 0-0, OPPONENTS 0-3

SACKS: Hayward 10.5, E. Johnson 3.0, Palepoi LG 3.0, Palepoi TM 3.0, Coleman 2.5, Fatafehi 2.5, Wilson 2.5, Ellis 2.0, K. Kennedy 2.0, Lynch 2.0, Williams 2.0, Chukwurah 1.0, Herndon 1.0, R. Johnson 1.0, Middlebrooks 1.0, Pope 1.0, Spragan 1.0, **BRONCOS 38.0, OPPONENTS 15.0**

PASSING	Att	Cmp	Yds	Cmp%	Yds/Att	TD	TD%	Int	Int%	Long	Sack/Lost	Rating
Plummer	521	303	4089	58.2	7.85	27	5.2	20	3.8	85	15/90	84.5
BRONCOS	521	303	4089	58.2	7.85	27	5.2	20	3.8	85	15/90	84.5
OPPONENTS	484	272	3213	56.2	6.64	17	3.5	12	2.5	71	38/266	78.0

2004 DEFENSIVE STATS

(based on coaches' film review)

	TT	UT	A	S-YDS	I-YDS	PD	FF	FR
1 Williams	114	82	32	2-13	1-10	9	1	0
2 Wilson	109	73	36	2.5-20	2-17	4	2	0
3 Kennedy	90	73	17	2-15	1-21	6	2	1
4 Bailey	84	74	10	0-0	3-0	13	0	0
5 Herndon	77	64	13	1-5	2-17	20	3	1
6 Lynch	76	56	20	2-17	1-2	10	3	0
7 Spragan	65	40	25	1-1	0-0	3	1	1
8 Hayward	60	45	15	10.5-73.5	1-76	5	1	1
9 Coleman	46	29	17	2.5-14.5	0-0	1	1	1
10 Fatafehi	31	20	11	2.5-22	0-0	1	0	1
11 Pope	30	22	8	1-2	0-0	1	0	0
12 Palepoi	25	17	8	3-19	0-0	3	0	0
13 Johnson, E.	24	16	8	3-26	1-32	1	0	0
14 Walls	21	18	3	0-0	0-0	2	1	0
15 Johnson, R.	18	11	7	1-12	0-0	2	1	0
16 Middlebrooks	17	16	1	1-3	0-0	10	0	1
17 Ferguson	16	15	1	0-0	0-0	1	0	0
18 Ellis	6	6	0	2-11	0-0	0	0	0
Alexander, R.	6	5	1	0-0	0-0	0	0	0
20 Chukwurah	4	3	1	1-12	0-0	1	1	0
21 Holland	2	2	0	0-0	0-0	1	0	0
Pryce	2	2	0	0-0	0-0	1	0	0
Pierce	2	0	2	0-0	0-0	0	0	0
TOTALS	925	689	236	38-266	12-175	95	17	7

2004 GAMES STARTED

OFFENSE	DEFENSE
QB Plummer, Jake	16 DE Coleman, Marco
RB Droughns, Reuben	15 DE Hayward, Reggie
RB Griffin, Quentin	4 DE Johnson, Raylee
FB Johnson, Kyle	3 DE Pryce, Trevor
WR Lelie, Ashley	16 DT Fatafehi, Mario
WR Smith, Rod	16 DT Pope, Monsanto
WR Watts, Darius	2 LB Spragan, Donnie
TE Carswell, Dwayne	14 LB Williams, D.J.
TE Hape, Patrick	5 LB Wilson, Al
TE Putzier, Jeb	5 CB Alexander, Roc
C Nalen, Tom	16 CB Bailey, Champ
T Foster, George	16 CB Herndon, Kelly
T Lepsis, Matt	16 CB Middlebrooks, Willie
G Neil, Dan	12 CB Walls, Lenny
G Hamilton, Ben	16 S Ferguson, Nick
G Carlisle, Cooper	3 S Kennedy, Kenoy
	S Lynch, John

2004 COACHES

Mike Shanahan (Head Coach), Gary Kubiak (Offensive Coordinator), Larry Coyer (Defensive Coordinator), Ronnie Bradford (Special Teams), Jacob Burney (Defensive Line), Troy Calhoun (Offensive Asst./Special Teams), Rick Dennison (Offensive Line), Kirk Doll (Assistant Defensive Backs), David Gibbs (Defensive Backs - through 11/10), Pat McPherson (Quarterbacks), Keith Millard (Asst. Defensive Line/Pass Rush Specialist), Brian Pariani (Tight Ends), Greg Saporta (Asst. Strength & Conditioning), Cedric Smith (Asst. Strength & Conditioning), Jimmy Spencer (Defensive Backs), Bobby Turner (Running Backs), Rich Tulen (Strength & Conditioning), Steve Watson (Wide Receivers).

2004 LEADERS / RANKINGS

INDIVIDUAL	PLAYER	NO.	AFC RANK	NFL RANK	NFL LEADER	NO.
Scoring	Elam	129	2	2	Vinateri (NE)	141
Rushing	Droughns	1,240	6	9	Martin (NYJ)	1,679
Passing Yards	Plummer	4,089	3	4	Culpepper (MIN)	4,717
Passer Rating	Plummer	84.5	8	15	Manning (IND)	121.1
Receiving Yards	Smith	1,144	7	16	Muhammad (CAR)	1,405
Receptions	Smith	79	9	20	Mason (TEN)	92
Interceptions	Bailey	13	26	48	Reed (BAL)	9
Sacks	Hayward	10.5	3	13	Freney (IND)	16.0

OFFENSE	NO.	AFC RANK	NFL RANK	NFL LEADER	NO.
Points Per Game	23.8	6	9	Indianapolis	32.6
Total Yards Per Game	395.8	3	5	Kansas City	418.4
Yards Per Play	5.9	3	5	Indianapolis	6.7
Rushing Yards Per Game	145.8	3	4	Atlanta	167.0
Net Passing Yards Per Game	249.8	3	6	Indianapolis	288.9

DEFENSE	NO.	AFC RANK	NFL RANK	NFL LEADER	NO.
Points Per Game	18.6	7	10	Pittsburgh	14.6
Total Yards Per Game	278.7	3	4	Pittsburgh	258.4
Yards Per Play	4.9	5	7	Buffalo	4.3
Rushing Yards Per Game	94.5	3	4	Pittsburgh	81.2
Net Passing Yards Per Game	184.2	5	6	Miami	162.0

2004 NFL STANDINGS

AFC EAST	Team	W	L	T	Pct	PF	PA
	yz-New England	14	2	0	.875	437	260
	x-New York Jets	10	6	0	.625	333	261
	Buffalo	9	7	0	.563	395	284
	Miami	4	12	0	.250	275	354

AFC NORTH	Team	W	L	T	Pct	PF	PA
	*yz-Pittsburgh	15	1	0	.938	372	251
	Baltimore	9	7	0	.563	317	268
	Cincinnati	8	8	0	.500	374	372
	Cleveland	4	12	0	.250	276	390

AFC SOUTH	Team	W	L	T	Pct	PF	PA
	y-Indianapolis	12	4	0	.750	522	351
	Jacksonville	9	7	0	.563	261	280
	Houston	7	9	0	.438	309	339
	Tennessee	5	11	0	.313	344	439

AFC WEST	Team	W	L	T	Pct	PF	PA
	y-San Diego	12	4	0	.750	446	313
	x-Denver	10	6	0	.625	381	304
	Kansas City	7	9	0	.438	483	435
	Oakland	5	11	0	.313	320	442

NFC EAST	Team	W	L	T	Pct	PF	PA
	*yz-Philadelphia	13	3	0	.813	386	260
	Dallas	6	10	0	.375	293	405
	New York Giants	6	10	0	.375	303	347
	Washington	6	10	0	.375	240	265

NFC NORTH	Team	W	L	T	Pct	PF	PA
	y-Green Bay	10	6	0	.625	424	380
	x-Minnesota	8	8	0	.500	405	395
	Detroit	6	10	0	.375	296	350
	Chicago	5	11	0	.313	231	331

NFC SOUTH	Team	W	L	T	Pct	PF	PA
	yz-Atlanta	11	5	0	.688	340	337
	New Orleans	8	8	0	.500	348	405
	Carolina	7	9	0	.438	355	339
	Tampa Bay	5	11	0	.313	301	304

NFC WEST	Team	W	L	T	Pct	PF	PA
	y-Seattle	9	7	0	.563	371	373
	x-St. Louis	8	8	0	.500	319	392
	Arizona	6	10	0	.375	284	322
	San Francisco	2	14	0	.125	259	452

x = Playoffs; y = Division Title; z = First-round Bye; * = Home-field Advantage

WILD CARD PLAYOFF GAMES

1/8 - St. Louis 27, at Seattle 20
1/8 - New York Jets 20, at San Diego 17
1/9 - at Indianapolis 49, Denver 24
1/9 - Minnesota 31, at Green Bay 17

DIVISIONAL PLAYOFF GAMES

1/15 - at Pittsburgh 20, New York Jets 17
1/15 - at Atlanta 47, St. Louis 17
1/16 - at Philadelphia 27, Minnesota 14
1/16 - at New England 20, Indianapolis 3

2003 FINAL STATISTICS (10-6)

Head Coach: Mike Shanahan **AFC West:** 2nd **Home Stadium:** INVESCO Field at Mile High

Date	W-L	Score	Opponent	Attendance	RUSHING	No.	Yds	Avg	Long	TD
Sept 7	W	30-10	at Cincinnati	63,820	Portis	290	1591	5.5	65t	14
Sept 14	W	37-13	at San Diego	65,445	Griffin	94	345	3.7	23	0
Sept 22	W	31-10	Oakland	76,753	Anderson	70	257	3.7	44	3
Sept 28	W	20-16	Detroit	75,719	Plummer	37	205	5.5	40	3
Oct 5	L	23-24	at Kansas City	78,903	Smith	10	98	9.8	26	0
Oct 12	W	17-14	Pittsburgh	75,974	Lelie	8	43	5.4	13	0
Oct 19	L	20-28	at Minnesota	64,381	Sapp	12	31	2.6	5	0
Oct 26	L	6-26	at Baltimore	69,721	Droughns	6	14	2.3	12	0
Nov 3	L	26-30	New England	76,203	Beuerlein	5	13	2.6	7	0
Nov 16	W	37- 8	San Diego	75,217	Madise	1	10	10.0	10	0
Nov 23	L	10-19	Chicago	75,540	Jackson	1	9	9.0	9	0
Nov 30	W	22- 8	at Oakland	57,201	Cole	2	8	4.0	8	0
Dec 7	W	45-27	Kansas City	76,403	Kanell	6	5	0.8	9	0
Dec 14	W	23-20	Cleveland (OT)	75,358	O'Neal	1	0	0.0	0	0
Dec 21	W	31-17	at Indianapolis	57,149	BRONCOS	543	2629	4.8	65t	20
Dec 28	L	3-31	at Green Bay	70,299	OPPONENTS	379	1605	4.2	98t	11

TEAM STATISTICS		Den	Opp	RECEIVING		No.	Yds	Avg	Long	TD	
TOTAL FIRST DOWNS		334	241	Smith	74	845	11.4	38	3	0	
Rushing		133	77	Sharpe	62	770	12.4	28	8	0	
Passing		162	141	Portis	38	314	8.3	72	0	0	
Penalty		39	23	Lelie	37	628	17.0	60	2	0	
3rd Down: Made/Att		82/211	61/207	McCaffrey	19	195	10.3	23	0	0	
3rd Down Pct.		38.9	29.5	Anderson	12	53	4.4	18	2	0	
4th Down: Made/Att		3/13	12/25	Droughns	9	87	9.7	15	2	0	
4th Down Pct.		23.1	48.0	Griffin	8	61	7.6	24	0	0	
POSSESSION AVG.		33:53	26:07	D. Carswell	6	53	8.8	19	1	0	
TOTAL NET YARDS		5598	4433	Putzier	4	34	8.5	13	0	0	
Avg. Per Game		349.9	277.1	Cole	3	36	12.0	18	0	0	
Total Plays		1047	910	Hape	3	30	10.0	12	0	0	
Avg. Per Play		5.3	4.9	Madise	2	10	5.0	5	0	0	
NET YARDS RUSHING		2629	1605	O'Neal	2	4	2.0	3	0	0	
Avg. Per Game		164.3	100.3	Carlisle	1	6	6.0	6t	1	0	
Total Rushes		543	379	BRONCOS		280	3126	11.2	72	19	
NET YARDS PASSING		2969	2828	OPPONENTS		265	3049	11.5	66t	17	
Avg. Per Game		185.6	176.8	INTERCEPTIONS		No.	Yds	Avg	Long	TD	
Sacked/Yards Lost		25/157	36/221	K. Herndon	3	19	6.3	16	0	0	
Gross Yards		3126	3049	Gold	2	14	7.0	12t	1	0	
Att./Completions		479/280	495/265	O'Neal	1	6	6.0	6	0	0	
Completion Pct.		58.5	53.5	Brandon	1	0	0.0	0	0	0	
Had Intercepted		18	9	Kennedy	1	0	0.0	0	0	0	
PUNTS/AVERAGE		70/42.0	85/43.1	Walls	1	0	0.0	0	0	0	
NET PUNTING AVG.		70/32.2	85/35.5	BRONCOS		9	39	4.3	16	1	
PENALTIES/YARDS		107/922	137/1031	OPPONENTS		18	319	17.7	41	2	
FUMBLES/BALL LOST		24/6	27/11	PUNTING		No.	Yds	Avg	Net	TB	
TOUCHDOWNS		42	32	Knorr	68	2937	43.2	32.2	6	14	
Rushing		20	11	BRONCOS	70	2937	42.0	32.2	6	14	
Passing		19	17	BRONCOS		70	2937	42.0	32.2	6	14
Returns		3	4	BRONCOS		70	2937	42.0	32.2	6	14

SCORE BY PERIODS	1	2	3	4	OT	PTS	PUNT RETURNS						
BRONCOS	110	122	74	72	3	381	Ret	FC	Yds	Avg	LG	TD	
OPPONENTS	63	87	45	106	0	301	O Neal	33	10	315	9.5	57t	1

SCORING	TD	Ru	Pa	Ret	K-PAT	FG	S	PTS	BRONCOS OPPONENTS	39 46	18 5	442 560	11.3 12.2	651 931	2 1
Elam	0	0	0	0	39/39	27/31	0	120							
Portis	14	14	0	0			0	86	KICKOFF RETURNS	No.	Yds	Avg	Long	TD	
Sharpe	8	0	8	0			0	48	Cole	30	714	23.8	34	0	
Anderson	5	3	2	0			0	30	Droughns	12	293	24.4	36	0	
Smith	4	0	3	1			0	24	O'Neal	8	128	16.0	24	0	
Plummer	3	3	0	0			0	18	Madise	5	137	27.4	83	0	
Droughns	2	0	2	0			0	12	Anderson	2	14	7.0	14	0	
Lelie	2	0	2	0			0	12	Fatafehi	1	0	0.0	0	0	
Carlisle	1	0	1	0			0	6	Putzier	1	16	16.0	16	0	
Carswell	1	0	1	0			0	6	BRONCOS OPPONENTS	59 73	1302 1679	22.1 23.0	83 63	0 0	
Gold	1	0	0	1			0	6	FIELD GOALS	1-19	20-29	30-39	40-49	50+	
O'Neal	1	0	0	1			0	6	Elam	0/0	10/11	6/6	9/11	23/23	
Knorr	0	0	0	0	2/2	1/1	0	5	Knorr	0/0	1/1	0/0	0/0	0/0	
TEAM	0	0	0	0	0/0	0/0	1	2	BRONCOS	0/0	11/12	6/6	9/11	2/2	
BRONCOS OPPONENTS	42 32	20 11	19 17	3 4	41/41 28/29	28/32 25/28	1 1	381 301							

2-PT. CONVERSIONS: Portis. **BRONCOS 1-1. OPPONENTS 2-3.**

SACKS: Berry 11.5, Hayward 8.5, Pryce 8.5, Fatafehi 2.5, Ferguson 1.0, Kennedy 1.0, Pope 1.0, Wilson 1.0, Team 1.0,
BRONCOS 36.0, OPPONENTS 25.0

PASSING	Att	Cmp	Yds	Cmp%	Yds/Att	TD	TD%	Int	Int%	Long	Sack/Lost	Rating
Plummer	302	189	2182	62.6	7.23	15	5.0	7	2.3	60	14/73	91.2
Kanell	103	53	442	51.5	4.29	2	1.9	5	4.9	26	2/24	49.0
Buerlein	63	33	389	52.4	6.17	2	3.2	5	7.9	38	9/60	49.1
J. Jackson	9	4	41	44.4	4.56	0	0.0	1	11.1	16	0/0	18.5
Knorr	1	0	0	0.0	0.00	0	0.0	0	0.0	0	0/0	39.6
Smith	1	0	0	0.0	0.00	0	0.0	0	0.0	0	0/0	118.3
BRONCOS	479	280	3126	58.5	6.53	19	4.0	18	3.8	72	25/157	75.6
OPONENTS	495	265	3049	53.5	6.16	17	3.4	9	1.8	66	36/221	76.2

2003 DEFENSIVE STATS

(based on coaches' film review)

	TT	UT	A	S-YDS	I-YDS	PD	FF	FR
1 Wilson	128	99	29	1-5	0-0	7	0	2
2 Herndon, K.	78	65	13	0-0	3-19	14	2	0
3 Spragan	76	56	20	0-0	0-0	6	0	1
4 Ferguson	72	58	14	1-13	0-0	3	2	1
5 Walls	68	58	10	0-0	1-0	20	1	1
6 Kennedy	65	51	14	1-0	1-0	11	1	2
Berry	65	40	25	11-55	0-0	4	3	1
8 Sykes	64	49	15	0-0	0-0	1	0	0
9 Brandon	57	44	13	0-0	1-0	6	0	0
10 Pryce	51	41	10	8-58.55	0-0	0	2	1
11 Mobley	46	32	14	0-0	0-0	3	0	0
12 Hayward	44	32	12	8-54.7	0-0	5	2	2
Fatafata	44	29	15	2-15.45	0-0	2	1	0
14 Holland	42	22	20	0-0	0-0	3	0	0
15 Gold	39	34	5	0-0	2-14	6	0	0
16 Pope	26	16	10	1-14	0-0	1	1	0
17 O'Neal	22	19	3	0-0	1-6	2	0	0
18 Davis	19	11	8	0-0	0-0	1	1	0
19 Gardener	15	10	5	0-0	0-0	0	0	0
20 Spencer	11	10	1	0-0	0-0	4	0	0
21 Burns	4	4	0	0-0	0-0	0	0	0
22 Pierce	3	2	1	0-0	0-0	0	0	0
Middlebrooks	3	3	0	0-0	0-0	1	0	0
24 McNeil	1	1	0	0-0	0-0	0	0	0
Young	1	1	0	0-0	0-0	0	0	0
Rutledge	1	0	1	0-0	0-0	0	0	0
27 Team	0	0	0	1-0	0-0	0	0	0
TOTALS	1,045	787	258	36-204	9-39	99	17	10

2003 GAMES STARTED

OFFENSE		DEFENSE	
QB Beuerlein, Steve	2	DE Berry, Bertrand	16
QB Jackson, Jarious	1	DE Hayward, Reggie	2
QB Kanell, Danny	2	DE Pryce, Trevor	16
QB Plummer, Jake	11	DT Fatafehi, Mario	9
RB Anderson, Mike	5	DT Gardener, Daryl	2
RB Droughns, Reuben	4	DT Holland, Darius	14
RB Griffin, Quentin	1	DT Pope, Monsanto	5
RB Portis, Clinton	13	LB Gold, Ian	6
WR Lelie, Ashley	10	LB Mobley, John	7
WR McCaffrey, Ed	7	LB Spragan, Donnie	8
WR Smith, Rod	15	LB Sykes, Jason	8
TE Carswell, Dwayne	10	LB Wilson, Al	16
TE Sharpe, Shannon	5	CB Henderson, Kelly	11
C Nalen, Tom	6	CB O'Neal, Deltha	6
T Brockmeyer, Blake	2	CB Spencer, Jimmy	2
T Lepsis, Matt	6	CB Waits, Larry	10
T Salaam, Ephraim	14	S Brandon, Sam	10
G Carlisle, Cooper	2	S Ferguson, Nick	10
G Hamilton, Ben	16	S Kennedy, Kenoy	12
G Neill, Dan	14		

2003 COACHES

Mike Shanahan (Head Coach), **Gary Kubiak** (Offensive Coordinator), **Larry Coyer** (Defensive Coordinator), **Ronnie Bradford** (Special Teams Asst.), **Jacob Burney** (Defensive Line), **Frank Bush** (Special Teams), **Tray Holcomb** (Defensive Asst.), **Rich Dennison** (Offensive Line), **Alex Gibbs** (Asst. Head Coach/Offensive Line), **David Gibbs** (Secondary), **Pat McPherson** (Quarterbacks), **Keith Millard** (Asst. Defensive Line/Pass Rush Specialist), **Brian Pariani** (Tight Ends), **Greg Saporta** (Asst. Strength & Conditioning), **Cedric Smith** (Asst. Strength & Conditioning), **Jimmy Spencer** (Player/Asst. Defensive Backs), **Bobby Turner** (Running Backs), **Rich Tuten** (Strength & Conditioning), **Steve Watson** (Wide Receivers).

2003 LEADERS / RANKINGS

INDIVIDUAL	PLAYER	NO.	APC RANK	NFL RANK	NFL LEADER	NO.
Scoring	Elam	120	5	7†	Wilkins (STL)	163
Rushing	Portis	1,591	3	5	Lawrence (BAL)	2,066
Passing Yards	Plummer	2,182	9	26	Manning (IND)	4,047
Pass Rating	Plummer	91.2	4	5	McHale (TEN)	100.4
Receiving Yards	Smith	845	13	25	Holt (STL)	1,696
Receptions	Smith	74	7	16†	Holt (STL)	117
Interceptions	Herdson	3	19†	40†	Two Players	9
Sacks	Berry	11.5	5†	9†	Strahan (NYG)	18

OFFENSE	NO.	AFC RANK	NFL RANK	NFL LEADER	NO.
Points Per Game	23.8	5	10	Kansas City	30.3
Total Yards Per Game	349.9	3	7	Minnesota	393.4
Yards Per Play	5.5	4	8	Minnesota	6.2
Rushing Yards Per Game	164.3	2	2	Baltimore	166.8
Net Passing Yards Per Game	185.6	10	22	Indianapolis	261.2

DEFENSE	NO.	AFC RANK	NFL RANK	NFL LEADER	NO.
Points Per Game	18.8	6	9	New England	14.9
Total Yards Per Game	277.1	3	4	Dallas	253.5
Yards Per Play	5.1	6	9	Baltimore	4.4
Rushing Yards Per Game	100.3	6	7	Tennessee	80.9
Net Passing Yards Per Game	176.8	4	6	Dallas	164.4

2003 NFL STANDINGS

AFC EAST

Team	W	L	T	Pct	PF	PA
*yz-New England	14	2	0	.875	348	238
Miami	10	6	0	.625	311	261
Buffalo	6	10	0	.375	243	279
New York Jets	6	10	0	.375	283	299

AFC NORTH

Team	W	L	T	Pct	PF	PA
y-Baltimore	10	6	0	.625	391	281
Cincinnati	8	8	0	.500	346	384
Pittsburgh	6	10	0	.375	300	327
Cleveland	5	11	0	.313	254	322

AFC SOUTH

Team	W	L	T	Pct	PF	PA
y-Indianapolis	12	4	0	.750	447	336
x-Tennessee	12	4	0	.750	435	324
Houston	5	11	0	.313	255	380
Jacksonville	5	11	0	.313	276	331

AFC WEST

Team	W	L	T	Pct	PF	PA
yz-Kansas City	13	3	0	.813	484	332
x-Denver	10	6	0	.625	381	301
Oakland	4	12	0	.250	270	379
San Diego	4	12	0	.250	313	441

NFC EAST

Team	W	L	T	Pct	PF	PA
*yz-Philadelphia	12	4	0	.750	374	287
x-Dallas	10	6	0	.625	289	260
Washington	5	11	0	.313	287	372
New York Giants	4	12	0	.250	243	387

NFC NORTH

Team	W	L	T	Pct	PF	PA
y-Green Bay	10	6	0	.625	442	307
Minnesota	9	7	0	.563	416	353
Chicago	7	9	0	.438	283	346
Detroit	5	11	0	.313	270	379

NFC SOUTH

Team	W	L	T	Pct	PF	PA
y-Carolina	11	5	0	.688	325	304
New Orleans	8	8	0	.500	340	326
Tampa Bay	7	9	0	.438	301	264
Atlanta	5	11	0	.313	299	422

NFC WEST

Team	W	L	T	Pct	PF	PA
yz-St. Louis	12	4	0	.750	447	328
x-Seattle	10	6	0	.625	404	327
San Francisco	7	9	0	.438	384	337
Arizona	4	12	0	.250	225	452

*x – Playoffs; y – Division Title; z – First-round Bye; * – Home-field Advantage*

WILD CARD PLAYOFF GAMES

1/3 – Tennessee 20, Baltimore 17
1/3 – Carolina 29, Dallas 10
1/4 – Green Bay 33, Seattle 27 (OT)
1/4 – Indianapolis 41, Denver 10

DIVISIONAL PLAYOFF GAMES

1/10 – Carolina 29, St. Louis 23 (2 OT)
1/10 – New England 17, Tennessee 14
1/11 – Indianapolis 38, Kansas City 31
1/11 – Philadelphia 20, Green Bay 17 (OT)

CONFERENCE CHAMPIONSHIPS

1/18 – Carolina 14, Philadelphia 3
1/18 – New England 24, Indianapolis 14

SUPER BOWL XXXVIII (HOUSTON)

2/1 – New England 32, Carolina 29

2002 FINAL STATISTICS (9-7)

Head Coach: Mike Shanahan AFC West: 2nd Home Stadium: INVESCO Field at Mile High

Date	W-L	Score	Opponent	Attendance	RUSHING	No.	Yds	Avg	Long	TD
Sept 8	W	23-16	St. Louis	75,710	Portis	273	1508	5.5	59	15
Sept 15	W	24-14	at San Francisco	67,685	Anderson	84	386	4.6	32	2
Sept 22	W	28-23	Buffalo	75,359	Gary	37	147	4.0	26	1
Sept 30	L	23-34	at Baltimore	69,538	Griese	37	107	2.9	13	1
Oct 6	W	26-9	San Diego	75,065	Lelie	4	40	10.0	24	0
Oct 13	L	22-24	Miami	75,941	Montgomery	4	27	6.8	28	0
Oct 20	W	37-34	at Kansas City (OT)	78,446	McCaffrey	2	22	11.0	17	0
Oct 27	W	24-16	at New England	68,436	Droughns	4	11	2.8	9	1
Nov 11	L	10-34	Oakland	76,643	Beuerlein	5	9	1.8	8	0
Nov 17	W	31-9	at Seattle	65,495	R. Smith	6	9	1.5	9	0
Nov 24	L	20-23	Indianapolis (OT)	75,075	Rouen TM	1	0	0.0	0	0
Dec 1	L	27-30	at San Diego (OT)	66,357	Knorr LG	1	-10	-10.0	-10	0
Dec 8	L	13-19	at New York Jets	78,521	BRONCOS	457	2266	5.0	59	21
Dec 15	W	31-24	Kansas City	75,947	OPPONENTS	379	1489	3.9	76	21
Dec 22	L	16-28	at Oakland	62,592	RECEIVING	No.	Yds	Avg	Long	TD
Dec 29	W	37-7	Arizona	75,164	R. Smith	89	1027	11.5	46	5

TEAM STATISTICS	Den	Opp
TOTAL FIRST DOWNS	357	298
Rushing	125	100
Passing	199	176
Penalty	33	22
3rd Down: Made/Att	77/202	97/220
3rd Down Pct.	38.1	44.1
4th Down: Made/Att	16/23	3/6
4th Down Pct.	69.6	50.0
POSSESSION AVG.	30:29	29:31
TOTAL NET YARDS	6090	4826
Avg. Per Game	380.6	301.6
Total Plays	1057	985
Avg. Per Play	5.8	4.9
NET YARDS RUSHING	2266	1489
Avg. Per Game	141.6	93.1
Total Rushes	457	379
NET YARDS PASSING	3824	3337
Avg. Per Game	239.0	208.6
Sacked/Yards Lost	46/315	40/251
Gross Yards	4139	3588
Att./Completions	554/359	566/360
Completion Pct.	64.8	63.6
Had Intercepted	20	9
PUNTS/AVERAGE	55/39.0	77/40.9
NET PUNTING AVG.	55/32.8	77/34.8
PENALTIES/YARDS	104/877	99/829
FUMBLES/BALL LOST	21/7	23/13
TOUCHDOWNS	45	39
Rushing	21	21
Passing	21	15
Returns	3	3

SCORE BY PERIODS	1	2	3	4	OT	PTS
BRONCOS	70	93	93	133	3	392
OPPONENTS	34	126	76	102	6	344

SCORING	TD	Ru	Pa	Ret	K-PAT	FG	S	PTS
Elam	0	0	0	0	42/43	26/36	0	120
Portis	17	15	2	0	0/0	0/0	0	102
R. Smith	5	0	5	0	0/0	0/0	0	30
Anderson	4	2	2	0	0/0	0/0	0	24
Sharpe	3	0	3	0	0/0	0/0	0	18
Droughns	2	1	1	0	0/0	0/0	0	12
Hape	2	0	2	0	0/0	0/0	0	12
Lelie	2	0	2	0	0/0	0/0	0	12
McCaffrey	2	0	2	0	0/0	0/0	0	12
O'Neal	2	0	0	2	0/0	0/0	0	12
Beuerlein	1	1	0	0	0/0	0/0	0	6
Carswell	1	0	1	0	0/0	0/0	0	6
Gary	1	1	0	0	0/0	0/0	0	6
Griese	1	1	0	0	0/0	0/0	0	6
McGlockton	1	0	0	1	0/0	0/0	0	6
Montgomery	1	0	1	0	0/0	0/0	0	6
TEAM	0	0	0	0	0/0	0/0	1	2
BRONCOS	45	21	21	3	42/43	26/36	1	392
OPPONENTS	39	21	15	3	33/34	25/32	0	344

SCORE BY PERIODS	1	2	3	4	OT	PTS
BRONCOS	70	93	93	133	3	392
OPPONENTS	34	126	76	102	6	344

SCORING	TD	Ru	Pa	Ret	K-PAT	FG	S	PTS
Elam	0	0	0	0	42/43	26/36	0	120
Portis	17	15	2	0	0/0	0/0	0	102
R. Smith	5	0	5	0	0/0	0/0	0	30
Anderson	4	2	2	0	0/0	0/0	0	24
Sharpe	3	0	3	0	0/0	0/0	0	18
Droughns	2	1	1	0	0/0	0/0	0	12
Hape	2	0	2	0	0/0	0/0	0	12
Lelie	2	0	2	0	0/0	0/0	0	12
McCaffrey	2	0	2	0	0/0	0/0	0	12
O'Neal	2	0	0	2	0/0	0/0	0	12
Beuerlein	1	1	0	0	0/0	0/0	0	6
Carswell	1	0	1	0	0/0	0/0	0	6
Gary	1	1	0	0	0/0	0/0	0	6
Griese	1	1	0	0	0/0	0/0	0	6
McGlockton	1	0	0	1	0/0	0/0	0	6
Montgomery	1	0	1	0	0/0	0/0	0	6
TEAM	0	0	0	0	0/0	0/0	1	2
BRONCOS	45	21	21	3	42/43	26/36	1	392
OPPONENTS	39	21	15	3	33/34	25/32	0	344

SCORE BY PERIODS	1	2	3	4	OT	PTS
BRONCOS	70	93	93	133	3	392
OPPONENTS	34	126	76	102	6	344

SCORE BY PERIODS	1	2	3	4	OT	PTS
BRONCOS	70	93	93	133	3	392
OPPONENTS	34	126	76	102	6	344

SCORE BY PERIODS	1	2	3	4	OT	PTS
BRONCOS	70	93	93	133	3	392
OPPONENTS	34	126	76	102	6	344

SCORE BY PERIODS	1	2	3	4	OT	PTS
BRONCOS	70	93	93	133	3	392
OPPONENTS	34	126	76	102	6	344

SCORE BY PERIODS	1	2	3	4	OT	PTS
BRONCOS	70	93	93	133	3	392
OPPONENTS	34	126	76	102	6	344

2002 DEFENSIVE STATS

(based on coaches' film review)

	TT	UT	A	S-YDS	I-YDS	PD	FF	FR
1 Wilson	199	158	41	5-35	0-0	4	1	2
2 Gold	166	130	36	6.5-34	0-0	5	3	1
3 Mobley	142	106	36	1-9	0-0	7	1	2
4 Kennedy	98	72	26	0-0	0-0	8	0	0
5 Walker	69	60	9	0-0	1-8	14	0	0
6 O'Neal	68	59	9	0-0	5-70	15	0	0
7 McGlockton	63	42	21	2.5-12	0-0	3	0	1
8 Pryce	61	51	10	9-68.0	0-0	1	1	1
9 Reese	58	48	10	0.5-6	0-0	5	1	0
10 Poole	55	51	4	1-6	0-0	10	1	0
11 Pittman	50	39	11	0-0	0-0	0	1	0
12 Dalton	39	33	6	1-13.0	0-0	1	1	0
13 Reagor	24	16	8	1-9.0	1-31	1	0	0
14 Pope	22	19	3	4-16.0	0-0	1	0	0
15 Brandon	18	16	2	0-0	0-0	2	1	1
16 Berry	14	12	2	6.5-30.0	0-0	2	0	2
17 Washington	13	9	4	0-0	1-2	1	0	0
18 Hayward	10	7	3	0-0	0-0	0	0	0
19 Spencer	4	4	0	0-0	0-0	1	0	0
20 Team	2	2	0	2-13.0	0-0	0	0	0
21 Burns	1	1	0	0-0	0-0	0	0	0
22 K. Herndon	0	0	0	0-0	1-0	1	0	0
TOTALS	1,176	935	241	40-251	9-107	82	11	10

2002 GAMES STARTED

OFFENSE		DEFENSE	
QB Beuerlein, Steve	3	DE Berry, Bertrand	1
QB Griese, Brian	13	DE Pittman, Kavika	15
RB Anderson, Mike	12	DE Pryce, Trevor	16
RB Gary, Olandis	2	DT Dalton, Lionel	13
RB Portis, Clinton	12	DT McGlockton, Chester	15
WR Lelie, Ashley	1	DT Pope, Monsanto	1
WR McCaffrey, Ed	16	DT Reagor, Montae	1
WR Smith, Rod	16	LB Burns, Keith	1
TE Carswell, Dwayne	7	LB Gold, Ian	16
TE Putzier, Jeb	1	LB Mobley, John	16
TE Sharpe, Shannon	13	LB Wilson, Al	15
C Nalen, Tom	7	CB O'Neal, Deltha	14
G/C Hamilton, Ben	16	CB Poole, Tyrone	4
T Broekmeyer, Blake	1	CB Walker, Denard	16
T Lepsis, Matt	15	S Brandon, Sam	2
T Salaam, Ephraim	16	S Kennedy, Kenoy	15
G Herndon, Steve	9	S Reese, Izell	15
G Neil, Dan	16		

2002 COACHES

Mike Shanahan (Head Coach), Jacob Burney (Defensive Line), Frank Bush (Special Teams), Larry Coyer (Linebackers), Rick Dennison (Offensive Line), Karl Dorell (Wide Receivers), George Dyer (Asst. to Head Coach), Alex Gibbs (Assistant Head Coach/Off. Line), David Gibbs (Secondary), Gary Kubiak (Off. Coord./QBs), Anthony Lynn (Special Teams Assistant), Pat McPherson (Off. Asst.), Keith Millard (Asst. Def. Line/Pass Rush Spec.), Ron Milus (Nickel Backs), Brian Pariani (Tight Ends), Ray Rhodes (Def. Coordinator), Greg Saporta (Asst. Strength & Cond.), Cedric Smith (Asst. Strength & Cond.), Bobby Turner (Running Backs), Rich Tuten (Strength & Conditioning), Steve Watson (Def. Asst.).

2002 LEADERS / RANKINGS

INDIVIDUAL	PLAYER	NO.	AFC RANK	NFL RANK	NFL LEADER	NO.
Scoring	Elam	120	3	7	Holmes (KC)	144
Rushing	Portis	1,508	4	4	Williams (MIA)	1,853
Passing Yards	Griese	3,214	8	12	Gannon (OAK)	4,689
Passer Rating	Griese	85.6	8	15	Pennington (NYJ)	104.2
Receiving Yards	Smith	1,027	9t	19t	Harrison (IND)	1,722
Receptions	Smith	89	8t	12t	Harrison (IND)	143
Interceptions	O'Neal	5	7t	10	Two Players	8
Sacks	Pryce	9.0	7	18t	Taylor (MIA)	18.5

OFFENSE	NO.	AFC RANK	NFL RANK	NFL LEADER	NO.
Points Per Game	24.5	3	7	Kansas City	29.2
Total Yards Per Game	380.6	2	3	Oakland	389.8
Yards Per Play	5.8	3	3	Kansas City	6.2
Rushing Yards Per Game	141.6	2	5	Minnesota	156.7
Net Passing Yards Per Game	239.0	5	8	Oakland	279.7

DEFENSE	NO.	AFC RANK	NFL RANK	NFL LEADER	NO.
Points Per Game	21.5	8	15	Tampa Bay	12.3
Total Yards Per Game	301.6	2	6	Tampa Bay	252.8
Yards Per Play	4.9	2	6	Tampa Bay	4.2
Rushing Yards Per Game	83.1	4	4	Pittsburgh	85.9
Net Passing Yards Per Game	208.6	9	17	Tampa Bay	155.6

2002 NFL STANDINGS

AFC EAST	Team	W	L	T	Pct	PF	PA
	y-New York Jets	9	7	0	.562	359	336
	New England	9	7	0	.562	381	346
	Miami	9	7	0	.562	378	301
	Buffalo	8	8	0	.500	379	397

AFC NORTH	Team	W	L	T	Pct	PF	PA
	y-Pittsburgh	10	5	1	.656	390	345
	x-Cleveland	9	7	0	.562	344	320
	Baltimore	7	9	0	.438	316	354
	Cincinnati	2	14	0	.125	279	456

AFC SOUTH	Team	W	L	T	Pct	PF	PA
	yz-Tennessee	11	5	0	.688	367	324
	x-Indianapolis	10	6	0	.625	349	313
	Jacksonville	6	10	0	.375	328	315
	Houston	4	12	0	.250	213	356

2001 FINAL STATISTICS (8-8)

Head Coach: Mike Shanahan AFC West: 3rd Home Stadium: INVESCO Field at Mile High

Date	W-L	Score	Opponent	Attendance	RUSHING	No.	Yds	Avg	Long	TD
Sept 10	W	31-20	New York Giants	75,735	T. Davis	167	701	4.2	57	0
Sept 23	W	38-17	at Arizona	50,913	Anderson	175	678	3.9	62t	4
Sept 30	L	13-20	Baltimore	75,082	Gary	57	228	4.0	29	1
Oct 7	W	20-6	Kansas City	75,037	Griese	50	173	3.5	24	1
Oct 14	L	21-34	at Seattle	61,837	R. Smith	3	27	9.0	17	0
Oct 21	L	10-27	at San Diego	67,521	Kasper	3	19	6.3	27	0
Oct 28	W	31-20	New England	74,750	Coleman	4	17	4.3	8	0
Nov 5	L	28-38	at Oakland	62,637	Frerotte	10	9	0.9	4t	1
Nov 11	W	26-16	San Diego	74,951	Kennison TM	3	9	3.0	10	0
Nov 18	L	10-17	Washington	74,622	Jackson	5	7	1.4	4	0
Nov 22	W	26-24	at Dallas	64,104	Montgomery	1	5	5.0	5	0
Dec 2	L	10-21	at Miami	73,938	Carter	1	4	4.0	4	0
Dec 9	W	20-7	Seattle	74,524	Hape	2	0	0.0	0	0
Dec 16	L	23-26	at Kansas City (OT)	77,778	BRONCOS	481	1877	3.9	62t	7
Dec 30	W	23-17	Oakland	75,582	OPPONENTS	406	1492	3.7	60t	9
Jan 6	L	10-29	at Indianapolis	56,192						

TEAM STATISTICS	Den	Opp
TOTAL FIRST DOWNS	304	292
Rushing	106	86
Passing	174	176
Penalty	24	30
3rd Down: Made/Att	83/219	63/191
3rd Down Pct.	37.9	33.0
4th Down: Made/Att	4/10	4/10
4th Down Pct.	40.0	40.0
POSSESSION AVG.	31:23	28:37
TOTAL NET YARDS	4817	4774
Avg. Per Game	301.1	298.4
Total Plays	1034	960
Avg. Per Play	4.7	5.0
NET YARDS RUSHING	1877	1492
Avg. Per Game	117.3	93.3
Total Rushes	481	406
NET YARDS PASSING	2940	3262
Avg. Per Game	183.8	205.1
Sacked/Yards Lost	42/268	39/279
Gross Yards	3208	3561
Att./Completions	511/312	515/308
Completion Pct.	61.1	59.8
Had Intercepted	19	22
PUNTS/AVERAGE	82/44.7	77/47.0
NET PUNTING AVG.	82/36.5	77/38.1
PENALTIES/YARDS	95/917	100/853
FUMBLES/BALL LOST	24/8	26/15
TOUCHDOWNS	35	38
Rushing	7	9
Passing	26	23
Returns	2	6

SCORE BY PERIODS	1	2	3	4	OT	PTS
BRONCOS	50	128	89	73	0	340
OPPONENTS	65	94	58	119	3	339

SCORING	TD	Ru	Pa	Ret	K-PAT	FG	S	PTS
Elam	0	0	0	0	31/31	31/36	0	124
R. Smith	11	0	11	0			0	68
De. Clark	6	0	6	0			0	36
Anderson	4	4	0	0			0	26
Carswell	4	0	4	0			0	26
Hape	3	0	3	0			0	18
Frerotte	1	1	0	0			0	6
Gary	1	1	0	0			0	6
Griese	1	1	0	0			0	6
Kennison TM	1	0	1	0			0	6
McCaffrey	1	0	1	0			0	6
O'Neal	1	0	0	1			0	6
Walker	1	0	0	1			0	6
BRONCOS	35	7	26	2	31/31	31/36	0	340
OPPONENTS	38	9	23	6	36/37	25/29	0	339

2-PT. CONVERSIONS: Anderson, Carswell, R. Smith, **BRONCOS 3-4, OPPONENTS 0-1**

SACKS: Pryce 7.0, Romanowski 7.0, Washington 4.0, Brown 3.0, Gold 3.0, Hayward 3.0, Wilson 3.0, Berry 2.0, Kennedy 2.0, McGlockton 1.0, Mobley 1.0, Pittman 1.0, Reagor 1.0, Woodall 1.0, **BRONCOS 39.0, OPPONENTS 42.0**

PASSING	Att	Cmp	Yds	Cmp%	Yds/Att	TD	TD%	Int	Int%	Long	Sack/Lost	Rating
Griese	451	275	2827	61.0	6.27	23	5.1	19	4.2	65t	38/241	78.5
Frerotte	48	30	308	62.5	6.42	3	6.3	0	0.0	26t	3/21	101.7
Jackson	12	7	73	58.3	6.08	0	0.0	0	0.0	19	1/6	76.0
BRONCOS	511	312	3208	61.1	6.28	26	5.1	19	3.7	65t	42/268	80.6
OPPONENTS	515	308	3561	59.8	6.91	23	4.5	22	4.3	72t	39/279	77.8

RECEIVING	No.	Yds	Avg	Long	TD
R. Smith	113	1343	11.9	65t	11
De. Clark	51	566	11.1	39	6
Carswell	34	299	8.8	25	4
Kennison TM	15	169	11.3	36	1
Hape	15	96	6.4	25	3
T. Davis	12	69	5.8	16	0
Montgomery	11	99	9.0	23	0
Carter	11	83	7.5	17	0
Cole	9	128	14.2	21	0
Kasper	8	84	10.5	21	0
Anderson	8	46	5.8	16	0
McCaffrey	6	94	15.7	28	1
Coleman	6	45	7.5	9	0
Poole	5	38	7.6	10	0
Gary	4	29	7.3	11	0
Dominguez	3	26	8.7	12	0
Griese	1	-6	-6.0	-6	0
BRONCOS	312	3208	10.3	65t	26
OPPONENTS	308	3561	11.6	72t	23

INTERCEPTIONS	No.	Yds	Avg	Long	TD
O'Neal	9	115	12.8	42	0
Walker	3	60	20.0	39t	1
Spencer	3	25	8.3	18	0
McGlockton	2	17	8.5	17	0
Brown	2	0	0.0	0	0
Mobley	1	17	17.0	17	0
Kennedy	1	6	6.0	6	0
Coghill	1	0	0.0	0	0
BRONCOS	22	240	10.9	42	1
OPPONENTS	19	256	13.5	56t	2

PUNTING	No.	Yds	Avg	Net	TB	In	LG	B
Rouen	81	3668	45.3	36.5	8	25	64	1
BRONCOS	82	3668	44.7	36.5	8	25	64	1
OPPONENTS	77	3618	47.0	38.1	14	26	90	0

PUNT RETURNS	Ret	FC	Yds	Avg	LG	TD
O'Neal	31	9	405	13.1	86t	1
BRONCOS	31	9	405	13.1	86t	1
OPPONENTS	48	10	517	10.8	65t	1

KICKOFF RETURNS	No.	Yds	Avg	Long	TD
Cole	48	1127	23.5	52	0
Kasper	14	372	26.6	37	0
Carter	2	44	22.0	24	0
De. Clark	1	11	11.0	11	0
Gary	1	18	18.0	18	0
D. Smith	1	4	4.0	4	0
BRONCOS	67	1576	23.5	52	0
OPPONENTS	69	1526	22.1	88t	1

FIELD GOALS	1-19	20-29	30-39	40-49	50+
Elam	0/0	11/11	8/8	10/13	2/4
BRONCOS	0/0	11/11	8/8	10/13	2/4
OPPONENTS	0/0	12/13	3/3	8/10	2/3

ELAM: (65N,37G)(49G,31G,35G)(43G,49G)(48G,24G) () (45G,42N)(50G)(39G,21G,48B)(25G,29G,26G,33G) (33G) (24G,50G,46G,28G)(45G)(42G,20G)(34G,45N,36G,49G) (27G,25G,42G)(54N,25G)

OPPONENTS: (63N)(28G)(29G,26G)(23G,35G)(44G,23G) (21G,51G)(24G,44G)(31G)(29G)(48G)(43G)() (41N) (51G,43G,28N,41G,41N,32G)(28G)(22G,40G,45G,22G,25G)

2001 DEFENSIVE STATS

(based on coaches' film review)

	TT	UT	A	S-YDS	I-YDS	PD	FF	FR
1 Mobley	133	101	32	1-6	1-17	3	2	3
2 Wilson	128	98	30	3-25	0-0	7	1	0
3 Romanowski	116	84	32	7-44	0-0	2	1	0
4 Brown	98	78	20	3-26	2-8	8	1	1
5 Kennedy	92	70	22	2-18	1-6	6	0	0
6 O'Neal	60	53	7	0-0	9-115	18	0	0
Washington	60	44	16	4-29	0-0	0	1	1
8 Pryce	55	42	13	7-50	0-0	3	2	0
9 Walker	52	44	8	0-0	3-60	3	0	0
10 Pittman	50	43	7	1-14	0-0	1	1	1
11 McGlockton	43	39	4	1-8	2-17	3	1	0
12 Gold	28	22	6	3-14	0-0	2	1	0
13 Spencer	23	21	2	0-0	3-25	9	0	1
14 Hayward	22	16	6	3-21	0-0	0	0	0
15 Berry	17	13	4	2-12	0-0	1	0	2
16 Lett	15	14	1	0-0	0-0	1	0	0
17 Davis, E.	11	6	5	0-0	0-0	1	0	1
18 Coghill	6	5	1	0-0	1-0	0	0	0
Reagor	6	6	0	1-6	0-0	0	0	0
20 Johnson	5	4	1	0-0	0-0	0	0	0
21 Woodall	4	3	1	1-6	0-0	0	0	0
22 Burns	3	2	1	0-0	0-0	0	0	0
23 Jenkins	1	1	0	0-0	0-0	0	0	0
TOTAL	1,028	809	219	39-279	22-240	68	11	10

2001 GAMES STARTED

OFFENSE		DEFENSE	
QB Ferrotte, Gus	1	DE Hayward, Reggie	2
QB Griese, Brian	15	DE Pittman, Kavika	14
RB Anderson, Mike	7	DE Washington, Keith	16
RB Davis, Terrell	8	DT McGlockton, Chester	16
RB Gary, Olandis	1	DT Pryce, Trevor	16
FB Carter, Tony	6	LB Mobley, John	16
FB Hape, Patrick	8	LB Romanowski, Bill	16
WR Cole, Chris	1	LB Wilson, Al	16
WR Kasper, Kevin	5	CB O'Neal, Deltha	16
WR McCaffrey, Ed	1	CB Spencer, Jimmy	1
WR Smith, Rod	14	CB Walker, Denard	15
TE Carswell, Dwayne	16	S Brown, Eric	16
TE Clark, Desmond	4	S Kennedy, Kenoy	16
C Nalen, Tom	16		
T Lepsis, Matt	16		
T Teague, Trey	16		
G Friedman, Lennie	14		
G Herndon, Steve	3		
G Neil, Dan	15		

2001 COACHES

Mike Shanahan (Head Coach), Frank Bush (Special Teams), Larry Coyer (Linebackers), **Karl Dennison** (Offensive Line), **Rick Dorrell** (Wide Receivers), **George Dyer** (Def. Line), **Alex Gibbs** (Asst. Head Coach/Off. Line), **David Gibbs** (Safeties), **Gary Kubiak** (Off. Coord./DBs), **Anthony Lynn** (Special Teams Asst.), **Pat McPherson** (Off. Asst.), **Ron Milus** (Def. Backs), **Brian Pariani** (Tight Ends), **Ray Rhodes** (Def. Coord.), **Greg Saporta** (Asst. Strength & Cond.), **Cedric Smith** (Asst. Strength & Cond.), **John Teerlinck** (Pass Rush Specialist), **Bobby Turner** (Running Backs), **Rich Tuten** (Strength & Cond.), **Steve Watson** (Def. Asst.), **Zaven Yaraian** (Head Coach's Asst.).

2001 LEADERS / RANKINGS

INDIVIDUAL	PLAYER	NO.	AFC RANK	NFL RANK	NFL LEADER	NO.
Scoring	Elam124	2t	3t	Wilkins (STL)127
Rushing	Davis701	14	24	Holmes (KC)1,555
Passing Yards	Griese2,827	13	23	Warner (STL)4,830
Passer Rating	Griese78.5	8	15	Warner (STL)101.4
Receiving Yards	Smith1,343	3	6	Boston (ARI)1,598
Receptions	Smith113	1	1	Smith (DEN)113
Interceptions	O'Neal9	2t	3t	Two players10
Sacks	Pryce/Romanowski7	21t	37t	Strahan (NYG)22.5

OFFENSE	NO.	AFC RANK	NFL RANK
---------	-----	----------	----------

1998 FINAL STATISTICS (14-2)

Head Coach: Mike Shanahan AFC West: 1st Home Stadium: Mile High Stadium

Date	W-L	Score	Opponent	Attendance	RUSHING	No.	Yds	Avg	Long	TD
Sept 7	W	27-21	New England	74,745	Davis	392	2008	5.1	70	21
Sept 13	W	42-23	Dallas	75,013	Loville	53	161	3.0	12	2
Sept 20	W	34-17	at Oakland	56,578	Brister	19	102	5.4	38t	1
Sept 27	W	38-16	at Washington	71,880	Elway	37	94	2.5	16	1
Oct 4	W	41-16	Philadelphia	73,218	R. Smith	6	63	10.5	37	0
Oct 11	W	21-16	at Seattle	66,258	Hebron	9	31	3.4	8	1
Oct 25	W	37-24	Jacksonville	75,217	Griffith	4	13	3.3	16	0
Nov 1	W	33-26	at Cincinnati	59,974	Rouen	1	0	0.0	0	0
Nov 8	W	27-10	San Diego	74,925	Griese	4	-4	-1.0	0	0
Nov 16	W	30-7	at Kansas City	78,100	BRONCOS	525	2468	4.7	70	26
Nov 22	W	40-14	Oakland	75,325	OPPONENTS	356	1287	3.6	45	8
Nov 29	W	31-16	at San Diego	66,532	RECEIVING	No.	Yds	Avg	Long	TD
Dec 6	W	35-31	Kansas City	74,962	R. Smith	86	1222	14.2	58	6
Dec 13	L	16-20	at New York Giants	72,336	McCauffrey	64	1053	16.5	48	10
Dec 21	L	21-31	at Miami	74,363	Sharpe	64	768	12.0	38t	10
Dec 27	W	28-21	Seattle	74,057	Davis	25	217	8.7	35	2

TEAM STATISTICS	Den	Opp
TOTAL FIRST DOWNS	347	283
Rushing	135	80
Passing	186	183
Penalty	26	20
3rd Down: Made/Att	90/207	88/225
3rd Down Pct.	43.5	39.1
4th Down: Made/Att	4/10	10/19
4th Down Pct.	40.0	52.6
POSSESSION AVG.	32:08	27:52
TOTAL NET YARDS	6092	4935
Avg. Per Game	380.8	308.4
Total Plays	1041	999
Avg. Per Play	5.9	4.9
NET YARDS RUSHING	2468	1287
Avg. Per Game	154.3	80.4
Total Rushes	525	356
NET YARDS PASSING	3624	3648
Avg. Per Game	226.5	228.0
Sacked/Yards Lost	25/184	47/335
Gross Yards	3808	3983
Att./Completions	491/290	596/345
Completion Pct.	59.1	57.9
Had Intercepted	14	19
PUNTS/AVERAGE	67/46.2	88/42.4
NET PUNTING AVG.	67/37.6	88/36.1
PENALTIES/YARDS	115/1023	113/865
FUMBLES/BALL LOST	17/6	28/11
TOUCHDOWNS	62	38
Rushing	26	8
Passing	32	28
Returns	4	2

SCORE BY PERIODS	1	2	3	4	OT	PTS
BRONCOS	144	156	64	137	0	501
OPPONENTS	54	87	58	110	0	309

SCORING	TD	Ru	Pa	Ret	K-PAT	FG	S	PTS
Davis	23	21	2	0			0	138
Elam	0	0	0	0	58/58	23/27	0	127
McCauffrey	10	0	10	0			0	62
Sharpe	10	0	10	0			0	60
R. Smith	7	0	6	1			0	42
Griffith	3	0	3	0			0	18
Hebron	2	1	0	1			0	12
Loville	2	2	0	0			0	12
Brister	1	1	0	0			0	6
Crockett	1	0	0	1			0	6
Elway	1	1	0	0			0	6
Gordon	1	0	0	1			0	6
Green	1	0	1	0			0	6
Rouen	0	0	0	0	0/1	0/0	0	0
BRONCOS	62	26	32	4	58/59	23/27	0	501
OPPONENTS	38	8	28	2	31/31	14/20	2	309

2-PT. CONVERSIONS: McCauffrey, BRONCOS 1-3, OPPONENTS 2-7

SACKS: Pryce 8.5, Tanuvasa 8.5, Romanowski 7.5, Cadrez 4.0, N. Smith 4.0, Hasselbach 3.0, Williams 3.0, Lodish 2.0, Traylor 2.0, Washington 2.0, Johnson 1.0, Mobley 1.0, Crockett 0.5, **BRONCOS 47.0, OPPONENTS 25.0**

PASSING	Att	Cmp	Yds	Cmp%	Yds/Att	TD	TD%	Int	Int%	Long	Sack/Lost	Rating
Elway	356	210	2806	59.5	7.88	22	6.2	10	2.8	58	18/135	93.0
Brister	131	78	986	59.5	7.53	10	7.6	3	2.3	48	7/49	99.0
Griese	3	1	14	33.3	0.67	0	0.0	1	33.3	2	0/0	2.8
R. Smith	1	1	14	100.0	14.00	0	0.0	0	0.0	14	0/0	118.8
BRONCOS	491	290	3808	59.1	7.76	32	6.5	14	2.9	58	25/184	93.5
OPPONENTS	596	345	3983	57.9	6.68	28	4.7	19	3.2	75t	47/335	80.5

1998 DEFENSIVE STATS

(based on coaches' film review)

	TT	UT	A	S-YDS	I-YDS	PD	FF	FR
1 Mobley	132	105	27	1-7	1-2	13	2	1
2 Cadrez	105	76	29	4-20	2-11	2	3	0
3 Romanowski	95	71	24	7.5-56.5	2-22	9	3	3
4 Atwater	85	55	30	0-0	1-4	7	0	1
5 Gordon	74	61	13	0-0	4-125	12	0	0
6 Crockett	68	61	7	0.5-2.5	3-105	15	1	0
7 Pryce	59	48	11	8.5-56.5	1-1	0	0	0
8 Braxton	57	43	14	0-0	1-72	6	1	0
9 Tanuvasa	53	47	6	8.5-66.5	0-0	0	1	2
10 Traylor	49	40	9	2-8	0-0	2	0	1
11 Brown, E.	43	29	14	0-0	0-0	3	0	1
12 Johnson	39	35	4	1-11	2-79	9	0	0
13 Smith, N.	38	25	13	4-38	1-2	2	1	0
14 Washington	33	27	6	2-8	0-0	0	0	0
15 Hasselbach	27	24	3	3-26	0-0	0	0	0
16 Williams	19	11	8	3-24	0-0	2	0	0
17 Lodish	14	7	7	2-11	0-0	0	0	0
18 James	12	10	2	0-0	0-0	2	0	0
Coghill	12	9	3	0-0	1-20	1	0	0
20 Joyner	9	6	3	0-0	0-0	0	0	0
21 Burns	8	6	2	0-0	0-0	1	0	0
22 Paul	5	5	0	0-0	0-0	2	0	0
TEAM	1,036	801	235	47-335	19-439	88	12	9

1998 GAMES STARTED

OFFENSE		DEFENSE	
QB Brister, Bubby	4	DE Hasselbach, Harald	3
QB Elway, John	12	DE Smith, Neil	14
RB Davis, Terrell	16	DE Tanuvasa, Maa	16
FB Griffith, Howard	14	DT Lodish, Mike	1
FB Smith, Detron	2	DT Pryce, Trevor	15
WR Green, Willie	1	DT Traylor, Keith	14
WR McCaffrey, Ed	15	LB Cadrez, Glenn	15
WR Smith, Rod	16	LB Joyner, Seth	1
TE Carswell, Dwayne	1	LB Mobley, John	15
TE Sharpe, Shannon	16	LB Romanowski, Bill	16
C Nalen, Tom	16	CB Crockett, Ray	16
T Jones, Tony	16	CB Gordon, Darrien	16
T Swayne, Harry	16	CB Johnson, Darrus	2
G Neil, Dan	16	S Atwater, Steve	16
G Schlereth, Mark	16	S Braxton, Tyrone	6
		S Brown, Eric	10

1998 COACHES

Mike Shanahan (Head Coach), Frank Bush (Linebackers), Barney Chavous (Asst. Offensive Line/Asst. Strength & Conditioning), Rick Dennison (Special Teams), Ed Donatelli (Defensive Backs), George Dyer (Defensive Line), Alex Gibbs (Asst. Head Coach/Offensive Line), Mike Heimerdinger (Wide Receivers), Gary Kubiak (Offensive Coordinator/OBs), Pat McPherson (Defensive Asst.), Brian Pariani (Tight Ends), Ricky Porter (Offensive Asst.), Greg Robinson (Defensive Coordinator), Greg Saporta (Asst. Strength & Conditioning), Rick Smith (Defensive Asst.), John Teerlinck (Pass Rush Specialist), Bobby Turner (Running Backs), Rich Tuten (Strength & Conditioning).

1998 LEADERS / RANKINGS

INDIVIDUAL	PLAYER	NO.	AFC RANK	NFL RANK	NFL LEADER	NO.
Scoring	Davis	138	2	3	Anderson (MIN)	164
Rushing	Davis	2,008	1	1	Davis (DEN)	2,008
Passing Yards	Elway	2,806	6	12	Favre (GB)	4,212
Passer Rating	Brister	99.0	2	5	Cunningham (MIN)	106.0
Receiving	Smith	1,222	2	4	Freeman (GB)	1,424
Receptions	Smith	86	2	3	Sanders (ARI)	89
Interceptions	Gordon	4	14t	24t	Law (NE)	9
Sacks	Tanuvasa/Pryce	8.5	10t	27t	Sinclair (SEA)	16.5

OFFENSE	NO.	AFC RANK	NFL RANK	NFL LEADER	NO.
Points Per Game	31.3	1	2	Minnesota	34.8
Total Yards Per Game	380.8	1	3	San Francisco	425.0
Yards Per Play	5.9	1	3	Min./S.F.	6.2
Rushing Yards Per Game	154.3	1	2	San Francisco	159.0
Net Passing Yards Per Game	226.5	4	7	Minnesota	270.5

DEFENSE	NO.	AFC RANK	NFL RANK	NFL LEADER	NO.
Points Per Game	19.3	4	8t	Miami	16.6
Total Yards Per Game	308.4	7	11	San Diego	263.0
Yards Per Play	4.9	6t	9t	San Diego	4.3
Rushing Yards Per Game	80.4	2	3	San Diego	71.3
Net Passing Yards Per Game	228.0	14	26	Philadelphia	170.0

1998 NFL STANDINGS

AFC EAST	Team	W	L	T	Pct	PF	PA
	yz-New York Jets	12	4	0	.750	416	266
	x-Miami	10	6	0	.625	321	265
	x-Buffalo	10	6	0	.625	400	333
	x-New England	9	7	0	.563	337	329
	Indianapolis	3	13	0	.188	310	444

AFC CENTRAL	Team	W	L	T	Pct	PF	PA
	y-Jacksonville	11	5	0	.688	392	338
	Tennessee	8	8	0	.500	330	320
	Pittsburgh	7	9	0	.438	263	303
	Baltimore	6	10	0	.375	269	335
	Cincinnati	3	13	0	.188	268	452

AFC WEST	Team	W	L	T	Pct	PF	PA
	*yz-Denver	14	2	0	.875	501	309
	Oakland	8	8	0	.500	288	356
	Seattle	8	8	0	.500	372	310
	Kansas City	7	9	0	.438	327	363
	San Diego	5	11	0	.313	241	342

NFC EAST	Team	W	L	T	Pct	PF	PA
	y-Dallas	10	6	0	.625	381	275
	x-Arizona	9	7	0	.563	325	378
	New York Giants	8	8	0	.500	287	309
	Washington	6	10	0	.375	319	421
	Philadelphia	3	13	0	.188	161	344

NFC CENTRAL	Team	W	L	T	Pct	PF	PA
	*yz-Minnesota	15	1	0	.938	556	296
	x-Green Bay	11	5	0	.688	408	319
	Tampa Bay	8	8	0	.500	314	295
	Detroit	5	11	0	.313	306	378
	Chicago	4	12	0	.250	276	368

NFC WEST	Team	W	L	T	Pct	PF	PA
	yz-Atlanta	14	2	0	.875	442	289
	x-San Francisco	12	4	0	.750	479	328
	New Orleans	6	10	0	.375	305	359
	St. Louis	4	12	0	.250	285	378
	Carolina	4	12	0	.250	336	413

x - Playoffs; y - Division Title; z - First-round Bye; * - Home-field Advantage

WILD CARD PLAYOFF GAMES

1/2 - at Miami 24, Buffalo 17
1/2 - Arizona 20, at Dallas 7
1/3 - at Jacksonville 25, New England 10
1/3 - at San Francisco 30, Green Bay 27

DIVISIONAL PLAYOFF GAMES

1/9 - at Denver 38, Miami 3
1/9 - at Atlanta 20, San Francisco 18
1/10 - at New York Jets 34, Jacksonville 24
1/10 - at Minnesota Vikings 41, Arizona 21

CONFERENCE CHAMPIONSHIPS

1/17 - at Denver 23, New York Jets 10
1/17 - Atlanta 30, at Minnesota 27 (OT)

SUPER BOWL XXXIII (Miami)
1/31 - Denver 34, Atlanta 19

1996 FINAL STATISTICS (13-3)

Head Coach: Mike Shanahan AFC West: 1st Home Stadium: Mile High Stadium

Date	W-L	Score	Opponent	Attendance	RUSHING	No.	Yds.	Avg	LG	TD
Sept 1	W	31-6	New York Jets	70,595	Davis	345	1538	4.5	71t	13
Sept 8	W	30-20	at Seattle	43,671	Hebron	49	262	5.3	47	0
Sept 15	W	27-23	Tampa Bay	71,535	Elway	50	249	5.0	22	4
Sept 22	L	14-17	at Kansas City	79,439	Craver	59	232	3.9	28	2
Sept 29	W	14-10	at Cincinnati	51,798	Lewis	4	39	9.8	18	0
Oct 6	W	28-17	San Diego	75,058	Miller	3	39	13.0	26t	1
Oct 20	W	45-34	Baltimore	70,453	Rivers	2	6	3.0	3	0
Oct 27	W	34-7	Kansas City	75,652	R. Smith	1	1	1.0	1	0
Nov 4	W	22-21	at Oakland	61,179	Musgrave	12	-4	-0.3	6	0
Nov 10	W	17-12	Chicago	75,555	BRONCOS	525	2362	4.5	71t	20
Nov 17	W	34-8	at New England	59,452	OPPONENTS	345	1331	3.9	56	5
Nov 24	W	21-17	at Minnesota	59,142						
Dec 1	W	34-7	Seattle	74,982	RECEIVING	No.	Yds	Avg	LG	TD
Dec 8	L	6-41	at Green Bay	60,712	Sharpe	80	1062	13.3	51	10
Dec 15	W	24-19	Oakland	75,466	Miller	56	735	13.1	46	3
Dec 22	L	10-16	at San Diego	46,801	McCaffrey	48	553	11.5	39t	7
					Craver	39	297	7.6	39t	1
					Davis	36	310	8.6	23	2
					R. Smith	16	237	14.8	49t	2
					Sherrard	16	185	11.6	25t	1
					Carswell	15	85	5.7	11	0
					Chamberlain	12	129	10.8	17	0
					Hebron	7	43	6.1	11	0
					Kinchen	1	27	27.0	27	0
					Rivers	1	-1	-1.0	-1	0
					BRONCOS	327	3662	11.2	51	26
					OPPONENTS	302	3413	11.3	51t	22

TEAM STATISTICS	Den	Opp
TOTAL FIRST DOWNS	336	261
Rushing	134	67
Passing	180	165
Penalty	22	29
3rd Down: Made/Att	112/229	78/217
3rd Down Pct.	48.9	35.9
4th Down: Made/Att	6/11	7/16
4th Down Pct.	54.5	43.8
POSSESSION AVG.	33:17	26:43
TOTAL NET YARDS	5791	4470
Avg. Per Game	361.9	279.4
Total Plays	1092	951
Avg. Per Play	5.3	4.7
NET YARDS RUSHING	2362	1331
Avg. Per Game	147.6	83.2
Total Rushes	525	345
NET YARDS PASSING	3429	3139
Avg. Per Game	214.3	196.2
Sacked/Yards Lost	31/233	40/274
Gross Yards	3662	3413
Att./Completions	536/327	566/302
Completion Pct.	61.0	53.4
Had Intercepted	17	23
PUNTS/AVERAGE	65/41.8	83/46.1
NET PUNTING AVG.	65/36.2	83/37.4
PENALTIES/YARDS	109/949	119/834
FUMBLES/BALL LOST	27/15	26/9
TOUCHDOWNS	47	31
Rushing	20	5
Passing	26	22
Returns	1	4

SCORE BY PERIODS	1	2	3	4	OT	Total
BRONCOS	131	132	65	63	0	391
OPPONENTS	52	77	78	68	0	275

SCORING	TD	Ru	Pa	Rt	PAT	FG	2pt	PTS
Elam	0	0	0	0	46/46	21/28	0	109
Davis	15	13	2	0			0	90
Sharpe	10	0	10	0			0	60
McCaffrey	7	0	7	0			0	42
Elway	4	4	0	0			0	24
Miller	4	1	3	0			0	24
Craver	3	2	1	0			0	18
R. Smith	2	0	2	0			0	12
Braxton	1	0	0	1			0	6
Sherrard	1	0	1	0			0	6
BRONCOS	47	20	26	1	46/46	21/28	0	391
OPPONENTS	31	5	22	4	25/25	20/23	2	275

2PT. CONVERSIONS: TEAM 0-1, OPPONENTS 2-6.

SACKS: A. Williams 13.0, Geathers 5.0, Tanuvasa 5.0, Crockett 4.0, Perry 3.5, Romanowski 3.0, Hasselbach 2.0, Lodish 1.5, Mobley 1.5, D. Williams 1.0, Robinson 0.5, **BRONCOS 40.0, OPPONENTS 31.0.**

PASSING	Att.	Comp.	Yds.	Cmp.%	Yd./Att.	TD	TD%	Int.	Int.%	LG	Sacked	Rating
Elway	466	287	3328	61.6	7.14	26	5.6	14	3.0	51	26/194	89.2
Musgrave	52	31	276	59.6	5.31	0	0.0	2	3.8	46	4/32	57.9
Lewis	17	9	58	52.9	3.41	0	0.0	1	5.9	11	1/7	35.9
Craver	1	0	0	0.0	0.00	0	0.0	0	0.0	0	0/0	39.6
BRONCOS	536	327	3662	61.0	6.83	26	4.9	17	3.2	51	31/233	84.3
OPPONENTS	566	302	3413	53.4	6.03	22	3.9	23	4.1	51t	40/274	67.7

1996 DEFENSIVE STATS

(based on coaches' film review)

	TT	UT	A	S-YDS	I-YDS	PD	FF	FR
1 Romanowski	128	94	34	3-15	3-1	12	0	3
2 Aldridge	121	74	47	0-0	0-0	6	1	0
3 Atwater	116	89	27	0-0	3-11	9	1	0
4 Braxton	102	78	24	0-0	9-128	19	3	1
5 Mobley	93	67	26	1-5-2	1-8	4	0	0
6 Crockett	68	56	12	4-29	2-34	15	3	0
7 Williams, A.	65	55	10	13-103	0-0	4	5	1
8 Washington	44	33	11	0-0	2-17	10	0	0
9 Perry	39	33	6	3-5-22	0-0	4	2	1
10 Hilliard	30	26	4	0-0	1-27	5	0	0
Lodish	30	19	11	1.5-8.5	0-0	0	0	0
12 Tanuvasa	24	15	9	5-39	0-0	1	0	1
13 James	22	17	5	0-0	2-15	7	1	1
Williams, D.	22	14	8	1-3	0-0	0	0	1
15 Geathers	18	13	5	5-34	0-0	0	0	0
16 Hasselbach	17	14	3	2-16	0-0	2	2	0
17 Hauck	16	10	6	0-0	0-0	0	0	0
18 Cadrez	15	7	8	0-0	0-0	0	0	0
19 Johnson	9	8	1	0-0	0-0	2	1	0
20 Burns	5	2	3	0-0	0-0	0	0	0
21 Jones, R.	3	2	1	0-0	0-0	1	0	0
Jones, E.	3	2	1	0-0	0-0	0	0	0
23 Robinson	2	1	1	0.5-2.5	0-0	0	0	0
TOTALS	992	729	263	40-274	23-241	101	19	9

1996 GAMES STARTED

OFFENSE	DEFENSE
QB Elway, John	15 DE Hasselbach, Harald
QB Musgrave, Bill	1 DE Williams, Alfred
RB Davis, Terrell	16 DE Williams, Dan
FB Craver, Aaron	15 DT Lodish, Mike
WR McCaffrey, Ed	15 DT Perry, Michael Dean
WR Miller, Anthony	16 DT Tanuvasa, Maa
WR Smith, Rod	1 LB Aldridge, Allen
TE Carswell, Dwayne	2 LB Mobley, John
TE Sharpe, Shannon	15 LB Romanowski, Bill
C Nalen, Tom	16 CB Crockett, Ray
T Brown, Jamie	2 CB Hilliard, Randy
T Thompson, Broderick	16 CB James, Tory
T Zimmerman, Gary	14 CB Washington, Lionel
G Diaz-Infante, David	2 S Atwater, Steve
G Habib, Brian	16 S Braxton, Tyrone
G Schlereth, Mark	14

1996 COACHES

Mike Shanahan (Head Coach), Frank Bush (Linebackers), Barney Chavous (Asst. Offensive Line/Asst. Strength and Conditioning), Rick Dennison (Offensive Asst.), Ed Donatelli (Defensive Backs), George Dyer (Defensive Line), Alex Gibbs (Asst. Head Coach/Offensive Line), Mike Heimerdinger (Wide Receivers), Gary Kubiak (Offensive Coordinator/OBs), Brian Pariani (Tight Ends), Greg Robinson (Defensive Coordinator), Greg Saporta (Administrative Asst./Strength and Conditioning), Richard Smith (Special Teams), Rick Smith (Defensive Asst.), Bobby Turner (Running Backs), Rich Tuten (Strength and Conditioning).

1996 LEADERS / RANKINGS

INDIVIDUAL	PLAYER	NO.	AFC RANK	NFL RANK	NFL LEADER	NO.
Scoring	Elam	109	8	14	Kasay (CAR)	145
Rushing	Davis	1,538	1	2	Sanders (DET)	1,553
Passing Yards	Elway	3,328	5	7	Brunell (JAC)	4,367
Passer Rating	Elway	89.2	1	4	Young (SF)	97.2
Receiving Yards	Sharpe	1,062	9	15	Rice (STL)	1,338
Receptions	Sharpe	80	8t	16	Bruce (SF)	108
Interceptions	Braxton	9	1	1t	Braxton/Lyle (STL)	9
Sacks	Williams, A.	13	3t	5t	Greene (CAR)	14.5
		NO.	AFC RANK	NFL RANK	NFL LEADER	NO.
Points Per Game		24.4	2	4	Green Bay	28.5
Total Yards Per Game		361.9	1	1	Denver	361.9
Yards Per Play		5.3	3	4t	Baltimore	5.6
Rushing Yards Per Game		147.6	1	1	Denver	147.6
Net Passing Yards Per Game		214.3	7	13	Baltimore	248.6
		NO.	AFC RANK	NFL RANK	NFL LEADER	NO.
Points Per Game		17.2	3	7	Green Bay	13.1
Total Yards Per Game		279.4	2	4	Green Bay	259.8
Yards Per Play		4.7	3t	6t	Green Bay	4.2
Rushing Yards Per Game		83.2	1	1	Denver	83.2
Net Passing Yards Per Game		196.2	4	10	Green Bay	171.3

1996 NFL STANDINGS

AFC EAST	Team	W	L	T	Pct	PF	PA
	yz-New England	11	5	0	.688	418	313
	x-Buffalo	10	6	0	.625	319	266
	x-Indianapolis	9	7	0	.563	317	334
	Miami	8	8	0	.500	339	325
	New York Jets	1	15	0	.063	279	454

AFC CENTRAL	Team	W	L	T	Pct	PF	PA
	y-Pittsburgh	10	6	0	.625	344	257
	x-Jacksonville	9	7	0	.563	325	335
	Houston	8	8	0	.500	345	319
	Cincinnati	8	8	0	.500	372	369
	Baltimore	4	12	0	.250	371	441

AFC WEST	Team	W	L	T	Pct	PF	PA
	*yz-Denver	13	3	0	.813	391	275
	Kansas City	9	7	0	.563	297	300
	San Diego	8	8	0	.500	310	376
	Oakland	7	9	0	.438	340	293
	Seattle	7	9	0	.438	317	376

NFC EAST	Team	W	L	T	Pct	PF	PA
	y-Dallas	10	6	0	.625	286	250
	x-Philadelphia	10	6	0	.625	363	341
	Washington	9	7	0	.563	364	312
	Arizona	7	9	0	.438	300	397
	New York Giants	6	10	0	.375	242	297

NFC CENTRAL	Team	W	L	T	Pct	PF	PA
	*yz-Green Bay	13	3	0	.813	456	210
	x-Minnesota	9	7	0	.563	298	315
	Chicago	7	9	0	.438	283	305
	Tampa Bay	6	10	0	.375	221	293
	Detroit	5	11	0	.313	302	368

NFC WEST	Team	W	L	T	Pct	PF	PA
	yz-Carolina	12	4	0	.750	367	218
	x-San Francisco	12	4	0	.750	398	257
	St. Louis	6	10	0	.375	303	409
	Atlanta	3	13	0	.188	309	461
	New Orleans	3	13	0	.188	229	339

x - Playoffs; y - Division Title; z - First-round Bye; * - Home-field Advantage

WILD CARD PLAYOFF GAMES

12/28 - Jacksonville 30, at Buffalo 27
12/28 - at Dallas 40, Minnesota 15
12/29 - at Pittsburgh 42, Indianapolis 14
12/29 - at San Francisco 14, Philadelphia 0

1995 FINAL STATISTICS (8-8)

Head Coach: Mike Shanahan AFC West: 4th Home Stadium: Mile High Stadium

Date	W-L	Score	Opponent	Attendance	RUSHING	No.	Yds.	Avg	LG	TD
Sept 3	W	22-7	Buffalo	75,157	Davis	237	1117	4.7	60t	7
Sept 10	L	21-31	at Dallas	64,578	Craver	73	333	4.6	23	5
Sept 17	W	38-31	Washington	71,930	Milburn	49	266	5.4	29	0
Sept 24	L	6-17	at San Diego	58,978	Elway	41	176	4.3	25	1
Oct 1	L	10-27	at Seattle	49,914	Bernstine	23	76	3.3	18	1
Oct 8	W	37-3	at New England	60,074	Pritchard	6	17	2.8	9	0
Oct 16	W	27-0	Oakland	75,491	Millen	3	8	2.7	7	0
Oct 22	L	7-21	Kansas City	71,044	Miller	1	5	5.0	5	0
Nov 5	W	38-6	Arizona	71,488	Rivers	2	2	1.0	1	0
Nov 12	L	13-31	at Philadelphia	60,842	McCaffrey	1	-1	-1.0	-1	0
Nov 19	W	30-27	San Diego	74,681	Musgrave	4	-4	-1.0	0	0
Nov 26	L	33-42	at Houston	36,113	BRONCOS	440	1995	4.5	60t	14
Dec 3	W	31-23	Jacksonville	72,231	OPPONENTS	451	1895	4.2	74t	19
Dec 10	L	27-31	Seattle	71,488						
Dec 17	L	17-20	at Kansas City	75,061						
Dec 24	W	31-28	at Oakland	50,074						

TEAM STATISTICS	Den	Opp
TOTAL FIRST DOWNS	344	322
Rushing	114	114
Passing	205	186
Penalty	25	22
3rd Down: Made/Att	89/207	92/212
3rd Down Pct.	43.0	43.4
4th Down: Made/Att	8/18	10/21
4th Down Pct.	44.4	47.6
POSSESSION AVG.	30:09	29:51
TOTAL NET YARDS	6040	5193
Avg. Per Game	377.5	324.6
Total Plays	1060	1010
Avg. Per Play	5.7	5.1
NET YARDS RUSHING	1995	1895
Avg. Per Game	124.7	118.4
Total Rushes	440	451
NET YARDS PASSING	4045	3298
Avg. Per Game	252.8	206.1
Sacked/Yards Lost	26/215	30/220
Gross Yards	4260	3518
Att./Completions	594/350	529/297
Completion Pct.	58.9	56.1
Had Intercepted	14	8
PUNTS/AVERAGE	54/40.9	76/42.8
NET PUNTING AVG.	54/37.3	76/34.9
PENALTIES/YARDS	109/851	103/848
FUMBLES/BALL LOST	25/16	20/13
TOUCHDOWNS	42	44
Rushing	14	19
Passing	27	20
Returns	1	5

SCORE BY PERIODS	1	2	3	4	OT	Total
BRONCOS	96	137	64	91	0	388
OPPONENTS	72	103	68	102	0	345

SCORING	TD	Ru	Pa	Rt	PAT	FG	S	PTS
Elam	0	0	0	0	39/39	31/38	0	132
Miller	14	0	14	0	0/0	0/0	0	84
Davis	8	7	1	0	0/0	0/0	0	48
Craver	6	5	1	0	0/0	0/0	0	36
Sharpe	4	0	4	0	0/0	0/0	0	24
Pritchard	3	0	3	0	0/0	0/0	0	18
McCaffrey	2	0	2	0	0/0	0/0	0	14
Elway	1	1	0	0	0/0	0/0	0	6
Bernstine	1	1	0	0	0/0	0/0	0	6
Evans	1	0	1	0	0/0	0/0	0	6
Smith	1	0	1	0	0/0	0/0	0	6
Crockett	1	0	0	1	0/0	0/0	0	6
BRONCOS	42	14	27	1	39/39	31/38	0	388
OPPONENTS	44	19	20	5	42/42	13/19	0	345

2PT. CONVERSIONS: Elway, McCaffrey. TEAM 2-3, OPPONENTS 0-2.

SACKS: Perry 6.0, Fletcher 5.0, Hasselbach 4.0, Crockett 3.0, Cadrez 2.0, Dronett 2.0, Williams 2.0, Aldridge 1.5, Burns 1.5, Jones 1.0, Robinson 1.0, Alexander 0.5, Wilson 0.5, **BRONCOS 30.0, OPPONENTS 26.0.**

PASSING	Att.	Comp.	Yds.	Cmp.%	Yd./Att.	TD	TD%	Int.	Int.%	LG	Sacked	Rating
Elway	542	316	3970	58.3	7.32	26	4.8	14	2.6	62t	22/180	86.4
Millen	40	26	197	65.0	4.93	1	2.5	0	0.0	18	4/32	85.1
Musgrave	12	8	93	66.7	7.75	0	0.0	0	0.0	23	0/0	89.9
BRONCOS	594	350	4260	58.9	7.17	27	4.5	14	2.4	62t	26/215	86.4
OPPONENTS	529	297	3518	56.1	6.65	20	3.8	8	1.5	57	30/220	82.9

1995 DEFENSIVE STATS

(based on coaches' film review)

	TT	UT	A	S-YDS	I-YDS	PD	FF	FR
1 Atwater	148	107	41	0-0	3-54	8	3	0
2 Aldridge	110	77	33	1.5-10.5	0-0	3	1	1
Braxton	110	74	36	0-0	2-36	10	0	0
4 Crockett	78	61	17	3-32	0-0	16	1	1
5 Wyman	73	54	19	0-0	0-0	1	1	0
6 Washington	62	46	16	0-0	0-0	9	1	1
7 Jones, J.	49	26	23	1-8	0-0	0	0	2
8 Hager	48	35	13	0-0	1-19	5	0	0
9 Cadrez	44	22	22	2-3	0-0	0	2	0
10 Perry	42	38	4	6-52	0-0	8	2	0
11 Fletcher	40	34	6	5-42	0-0	1	2	0
12 Alexander	36	28	8	0.5-1	2-5	3	1	0
13 Jones, D.	25	17	8	0-0	0-0	1	2	0
14 Hasselbach	24	15	9	4-23	0-0	2	0	4
15 Burns	22	14	8	1.5-9	0-0	0	1	0
16 Hillard	20	16	4	0-0	0-0	4	1	0
17 Thomas	17	12	5	0-0	0-0	3	1	0
18 Hauck	16	10	6	0-0	0-0	1	0	0
19 Jones, R.	10	8	2	0-0	0-0	3	0	0
20 Dronett	8	5	3	2-12	0-0	1	0	0
21 Williams	6	5	1	2-19	0-0	1	0	0
Robinson	6	3	3	1-4	0-0	0	0	1
23 Lodish	4	4	0	0-0	0-0	0	0	0
24 Garnett	3	3	0	0-0	0-0	0	0	0
25 Bradford	1	1	0	0-0	0-0	1	0	0
Wilson	1	1	0	0.5-4.5	0-0	0	0	0
TOTALS	1,003	716	287	30-220	7-114	81	19	10

1995 GAMES STARTED

OFFENSE		DEFENSE	
QB Elway, John	16	DE Dronett, Shane	2
RB Bernstein, Rod	3	DE Hasselbach, Harald	10
RB Craver, Aaron	12	DE Williams, Dan	6
RB Davis, Terrell	14	DT Jones, James	16
RB Milburn, Glyn	1	DT Perry, Michael Dean	14
WR Johnson, Vance	1	LB Aldridge, Allen	12
WR McCaffrey, Ed	4	LB Alexander, Elijah	8
WR Miller, Anthony	14	LB Cadrez, Glenn	7
WR Pritchard, Mike	13	LB Fletcher, Simon	16
WR Smith, Rod	1	LB Hager, Britt	5
TE Carswell, Dwayne	2	LB Jones, Dante	5
TE Evans, Jerry	2	LB Wyman, Dave	11
TE Sharpe, Shannon	12	CB Crockett, Ray	16
C Nalen, Tom	15	CB Washington, Lionel	16
C Tamm, Ralph	1	S Atwater, Steve	16
T Thompson, Broderick	16	S Braxton, Tyrone	16
T Zimmerman, Gary	16		
G Habib, Brian	16		
G Schlereth, Mark	16		

1995 COACHES

Mike Shanahan (Head Coach), Frank Bush (Linebackers), Barney Chavous (Asst. Offensive Line/Asst. Strength and Conditioning), Rick Dennison (Offensive Asst.), Ed Donatelli (Defensive Backs), George Dyer (Defensive Line), Alex Gibbs (Asst. Head Coach/Offensive Line), Mike Heimerdinger (Wide Receivers), Gary Kubiak (Offensive Coordinator/QBs), Brian Pariani (Tight Ends), Al Reynolds (Defensive Asst./Asst. Defensive Backs), Greg Robinson (Defensive Coordinator), Greg Saporta (Administrative Asst./Strength and Conditioning), Richard Smith (Special Teams), Bobby Turner (Running Backs), Rich Tuten (Strength and Conditioning).

1995 LEADERS / RANKINGS

INDIVIDUAL	PLAYER	NO.	AFC RANK	NFL RANK	NFL LEADER	NO.
Scoring	Elam132	2	3t	Smith (DAL)150
Rushing	Davis1,117	3	9	Smith (DAL)1,773
Passing Yards	Elway3,970	1	5t	Favre (GB)4,413
Passer Rating	Elway86.4	6	14	Harbaugh (IND)100.7
Receiving Yards	Miller1,079	5	16	Rice (SF)1,848
Receptions	Sharpe63	12t	29t	Moore (DET)123
Interceptions	Atwater3	16t	37t	Thomas (MIN)9
Sacks	Perry6	25t	48t	Paup (BUF)17.5
OFFENSE		NO.	AFC RANK	NFL RANK	NFL LEADER	NO.
Points Per Game	24.3	3	9	San Francisco28.6
Total Yards Per Game	377.5	1	3	Detroit382.1
Yards Per Play	5.7	1	3t	Detroit6.0
Rushing Yards Per Game	124.7	3	5	Kansas City138.9
Net Passing Yards Per Game	252.8	2	7	San Francisco288.0
DEFENSE		NO.	AFC RANK	NFL RANK	NFL LEADER	NO.
Points Per Game	21.6	9	17	Kansas City15.1
Total Yards Per Game	324.6	9	15	San Francisco274.9
Yards Per Play	5.1	9	14t	Kansas City4.3
Rushing Yards Per Game	118.4	11	23	San Francisco66.3
Net Passing Yards Per Game	206.1	5	9	New York Jets171.3

1995 NFL STANDINGS

AFC EAST	W	L	T	Pct	PF	PA
Team						
y-Buffalo	10	6	0	.625	350	335
x-Indianapolis	9	7	0	.563	331	316
x-Miami	9	7	0	.563	398	332
New England	6	10	0	.375	294	377
New York Jets	3	13	0	.188	233	384

AFC CENTRAL	W	L	T	Pct	PF	PA
Team						
yz-Pittsburgh	11	5	0	.688	407	327
Cincinnati	7	9	0	.438	349	374
Houston	7	9	0	.438	348	324
Cleveland	5	11	0	.313	289	356
Jacksonville	4	12	0	.250	275	404

AFC WEST	W	L	T	Pct	PF	PA
Team						
*yz-Kansas City	13	3	0	.813	358	241
x-San Diego	9	7	0	.563	321	323
Seattle	8	8	0	.500	363	366
Denver	8	8	0	.500	388	345
Oakland	8	8	0	.500	348	332

NFC EAST	W	L	T	Pct	PF	PA
Team						
*yz-Dallas	12	4	0	.750	435	291
x-Philadelphia	10	6	0	.625	318	338
Washington	6	10	0	.375	326	359
New York Giants	5	11	0	.313	290	340
Arizona	4	12	0	.250	275	422

NFC CENTRAL	W	L	T	Pct	PF	PA
Team						
y-Green Bay	11	5	0	.688	404	314
x-Detroit	10	6	0	.625	436	336
Chicago	9	7	0	.563	392	360
Minnesota	8	8	0	.500	412	385
Tampa Bay	7	9	0	.438	238	335

NFC WEST	W	L	T	Pct	PF	PA
Team						
yz-San Francisco	11	5	0	.688	457	258
x-Atlanta	9	7	0	.563	362	349
St. Louis	7	9	0	.438	309	418
Carolina	7	9	0	.438	289	325
New Orleans	7	9	0	.438	319	348

x - Playoffs; y - Division Title; z - First-round Bye; * - Home-field Advantage

WILD CARD PLAYOFF GAMES

12/30 - at Buffalo 37, Miami 22
12/30 - at Philadelphia 58, Detroit 37
12/31 - Indianapolis 35, at San Diego 20
12/31 - at Green Bay 37, Atlanta 20

DIVISIONAL PLAYOFF GAMES

1/6 - at Pittsburgh 40, Buffalo 21
1/6 - Green Bay 27, at San Francisco 17
1/7 - Indianapolis 10, at Kansas City 7
1/7 - at Dallas 30, Philadelphia 11

CONFERENCE CHAMPIONSHIPS

1/14 - at Pittsburgh 20, Indianapolis 16
1/14 - at Dallas 38, Green Bay 27

SUPER BOWL XXX (TEMPE, ARIZ.)

1/28 - Dallas 27, Pittsburgh 17

1994 FINAL STATISTICS (7-9)

Head Coach: Wade Phillips AFC West: 4th Home Stadium: Mile High Stadium

Date	W-L	Score	Opponent	Attendance	RUSHING	No.	Yds.	Avg	LG	TD
Sept 4	L	34-37	San Diego	74,032	L. Russell	190	620	3.3	22t	9
Sept 11	L	22-25	at N.Y. Jets (OT)	73,436	Elway	58	235	4.1	22	4
Sept 18	L	16-48	L.A. Raiders	75,764	Milburn	58	201	3.5	20	1
Sept 26	L	20-27	at Buffalo	75,373	Clark	56	168	3.0	12	3
Oct 9	W	16-9	at Seattle	63,872	Bernstine	17	91	5.4	24	0
Oct 17	L	28-31	Kansas City	75,151	Rivers	43	83	1.9	11	2
Oct 23	W	20-15	at San Diego	61,626	Millen	5	57	11.4	24	0
Oct 30	W	26-14	Cleveland	73,190	Campbell	2	6	3.0	6	0
Nov 6	L	21-27	at L.A. Rams	48,103	D. Russell	1	6	6.0	6	0
Nov 13	W	17-10	Seattle	71,290	Miller	1	3	3.0	3	0
Nov 20	W	32-28	Atlanta	70,594	BRONCOS	431	1470	3.4	24	19
Nov 27	W	15-13	Cincinnati	69,714	OPPONENTS	432	1752	4.1	36	12
Dec 4	W	20-17	at Kansas City (OT)	77,631	RECEIVING	No.	Yds	Avg	LG	TD
Dec 11	L	13-23	at L.A. Raiders	60,016	Sharpe	87	1010	11.6	44	4
Dec 17	L	19-42	at San Francisco	64,884	Milburn	77	549	7.1	33	3
Dec 24	L	28-30	New Orleans	64,445	Miller	60	1107	18.5	76	5

TEAM STATISTICS	Den	Opp
TOTAL FIRST DOWNS	346	303
Rushing	101	103
Passing	202	182
Penalty	43	18
3rd Down: Made/Att	87/231	86/217
3rd Down Pct.	37.7	39.6
4th Down: Made/Att	7/17	3/10
4th Down Pct.	41.2	30.0
POSSESSION AVG.	30:58	29:02
TOTAL NET YARDS	5487	5907
Avg. Per Game	342.9	369.2
Total Plays	1112	1023
Avg. Per Play	4.9	5.8
NET YARDS RUSHING	1470	1752
Avg. Per Game	91.9	109.5
Total Rushes	431	432
NET YARDS PASSING	4017	4155
Avg. Per Game	251.1	259.7
Sacked/Yards Lost	55/366	23/141
Gross Yards	4383	4296
Att./Completions	626/388	568/322
Completion Pct.	62.0	56.7
Had Intercepted	13	12
PUNTS/AVERAGE	76/42.9	76/43.5
NET PUNTING AVG.	76/37.1	76/35.8
PENALTIES/YARDS	101/865	134/1031
FUMBLES/BALL LOST	27/18	24/14
TOUCHDOWNS	37	43
Rushing	19	12
Passing	18	28
Returns	0	3

SCORE BY PERIODS	1	2	3	4	OT	Total
BRONCOS	53	96	102	93	3	347
OPPONENTS	64	148	77	104	3	396

SCORING	TD	Ru	Pa	Rt	PAT	FG	S	PTS
Elam	0	0	0	0	29/29	30/37	0	119
L. Russell	9	9	0	0	0/0	0/0	0	54
Miller	5	0	5	0	0/0	0/0	0	32
Sharpe	4	0	4	0	0/0	0/0	0	28
Elway	4	4	0	0	0/0	0/0	0	24
Milburn	4	1	3	0	0/0	0/0	0	24
Clark	3	3	0	0	0/0	0/0	0	18
Evans	2	0	2	0	0/0	0/0	0	12
Rivers	2	2	0	0	0/0	0/0	0	12
Campbell	1	0	1	0	0/0	0/0	0	6
Pritchard	1	0	1	0	0/0	0/0	0	6
D. Russell	1	0	1	0	0/0	0/0	0	6
Tillman	1	0	1	0	0/0	0/0	0	6
BRONCOS	37	19	18	0	29/29	30/37	0	347
OPPONENTS	43	12	28	3	35/35	31/37	0	396

2PT. CONVERSIONS: Sharpe 2, Miller. TEAM 3-8, OPPONENTS 5-8.

SACKS: Fletcher 7.0, Dronett 6.0, Washington 2.5, Hasselbach 2.0, Mecklenburg 1.5, Alexander 1.0, Bradford 1.0, Robinson 1.0, D. Smith 1.0, **BRONCOS 23.0, OPPONENTS 55.0.**

PASSING	Att.	Comp.	Yds.	Cmp.%	Yd./Att.	TD	TD%	Int.	Int.%	LG	Sacked	Rating
Elway	494	307	3490	62.1	7.06	16	3.2	10	2.0	63	46/303	85.7
Millen	131	81	893	61.8	6.82	2	1.5	3	2.3	76	9/63	77.6
Rivers	1	0	0	0.0	0.00	0	0.0	0	0.0	0	0/0	39.6
BRONCOS	626	388	4383	62.0	7.00	18	2.9	13	2.1	76	55/366	83.8
OPPONENTS	568	322	4296	56.7	7.56	28	4.9	12	2.1	75t	23/141	88.5

1994 DEFENSIVE STATS

(based on coaches' film review)

	TT	UT	A	S-YDS	I-YDS	PD	FF	FR
1 Alexander	172	105	67	1-10	1-2	7	0	1
2 Atwater	125	72	53	0-0	1-24	8	1	2
3 Mecklenburg	85	52	33	1.5-11	0-0	3	2	2
4 Washington	82	49	33	2.5-13	1-5	3	2	0
5 Fletcher	76	42	34	7-41	1-4	5	1	2
6 Crockett	70	46	22	0-0	2-6	20	0	2
7 B. Smith	68	54	14	0-0	1-0	14	0	0
8 Hasselbach	66	40	26	2-13	0-0	1	1	0
9 Dronett	63	39	24	6-35	0-0	5	1	0
10 R. Jones	55	37	18	0-0	2-9	5	0	1
11 Croel	52	29	23	0-0	0-0	1	1	0
12 Hilliard	51	46	5	0-0	2-8	14	2	0
13 D. Smith	42	25	17	1-9	0-0	5	0	1
14 D. Hall	34	18	16	0-0	0-0	1	0	0
15 Bradford	27	18	9	1-8	0-0	5	0	0
16 Fuller	22	17	5	0-0	0-0	3	0	0
Williams	22	11	11	0-0	1-3	2	0	0
18 Harvey	21	9	12	0-0	0-0	2	0	0
19 Burns	18	14	4	0-0	0-0	0	0	0
20 J. Robinson	14	8	6	1-1	0-0	1	0	0
21 Wyman	11	7	4	0-0	0-0	0	0	0
22 Aldridge	8	1	7	0-0	0-0	0	0	0
23 Oshodin	5	5	0	0-0	0-0	0	0	0
24 Sanders	3	1	2	0-0	0-0	0	0	0
25 By/not e	1	1	0	0-0	0-0	0	0	0
Donahue	1	0	1	0-0	0-0	0	0	0
TOTAL	1,194	748	446	23-141	12-55	105	11	11

1994 GAMES STARTED

OFFENSE	DEFENSE
QB Elway, John	14 DE Dronett, Shane
QB Millen, Hugh	2 DE Fletcher, Simon
RB Bernstein, Rod	3 DE Hasselbach, Harald
RB Clark, Derrick	4 DE Williams, Dan
RB Milburn, Glynn	6 NT Washington, Ted
RB Rivers, Reggie	1 LB Aldridge, Allen
RB Russell, Leonard	14 LB Alexander, Elijah
WR Campbell, Jeff	1 LB Burns, Keith
WR Miller, Anthony	14 LB Croel, Mike
WR Russell, Derek	12 LB Fuller, Randy
WR Tillman, Cedric	3 LB Harvey, Richard
TE Evans, Jerry	9 LB Mecklenburg, Karl
TE Sharpe, Shannon	13 CB Bradford, Ronnie
C Widell, Dave	16 CB Crockett, Ray
T Freeman, Russell	7 CB Hilliard, Randy
T Maggs, Don	1 CB Smith, Ben
T Scrafford, Kirk	8 S Atwater, Steve
T Zimmerman, Gary	16 S Hall, Darryl
G Habib, Brian	16 S Jones, Rondell
G Melander, Jon	15 S Smith, Dennis
G Nalen, Tom	1

1994 COACHES

Wade Phillips (Head Coach), Vernon Banks (Strength & Conditioning), Barney Chavous (Defensive Line Asst./Strength & Conditioning Asst.), Jim Fassel (Asst. Head Coach/Offensive Coordinator), Mo Forte (Wide Receivers), Leon Fuller (Defensive Backs), Bishop Harris (Running Backs), John Leva (Offensive Line), Rex Norris (Defensive Line), Al Reynolds (Asst. Defensive Backs/Quality Control), Harold Richardson (Special Asst. to the Head Coach/Offense), Richard Smith (Special Teams/Linebackers), Les Steckel (Tight Ends), Charlie Waters (Defensive Coordinator), John Paul Young (Linebackers).

1994 LEADERS / RANKINGS

INDIVIDUAL	PLAYER	NO.	AFC RANK	NFL RANK	NFL LEADER	NO.
Scoring	Elam	119	2	3	Carney (SD)	135
Rushing	Russell	620	15	27	Sanders (DET)	1,883
Passing Yards	Elway	3,490	3	8	Bledsoe (NE)	4,556
Passer Rating	Elway	85.7	2	4	Young (SF)	112.8
Receiving Yards	Miller	1,107	6	15	Rice (SF)	1,499
Receptions	Sharpe	87	4	8	Carter (MIN)	122
Interceptions	Jones/Hilliard/Crockett	2	33t	69t	Williams (ARI)	9
Sacks	Fletcher	7	16t	31t	Greene (PIT)	14

OFFENSE	NO.	AFC RANK	NFL RANK	NFL LEADER	NO.
Points Per Game	21.7	4	10	San Francisco	31.6
Total Yards Per Game	342.9	4	6	Miami	379.9
Yards Per Play	4.9	5t	14t	San Francisco	5.8
Rushing Yards Per Game	91.9	13	23	Pittsburgh	136.3
Net Passing Yards Per Game	273.9	3	4	New England	286.4

DEFENSE	NO.	AFC RANK	NFL RANK	NFL LEADER	NO.
Points Per Game	24.8	13	26	Cleveland	12.8
Total Yards Per Game	369.2	14	28	Dallas	269.6
Yards Per Play	5.8	14	28	Dallas	4.3
Rushing Yards Per Game	109.5	8	16	Minnesota	68.1
Net Passing Yards Per Game	259.7	14	28	Dallas	172.0

1994 NFL STANDINGS

AFC EAST

Team	W	L	T	Pct	PF	PA
y-Miami	10	6	0	.625	389	327
x-New England	10	6	0	.625	351	312
Indianapolis	8	8	0	.500	307	320
Buffalo	7	9	0	.438	340	356
New York Jets	6	10	0	.375	264	320

AFC CENTRAL

Team	W	L	T	Pct	PF	PA
*yz-Pittsburgh	12	4	0	.750	316	234
x-Cleveland	11	5	0	.688	340	204
Cincinnati	3	13	0	.188	276	406
Houston	2	14	0	.125	226	352

AFC WEST

Team	W	L	T	Pct	PF	PA
yz-San Diego	11	5	0	.688	381	306
x-Kansas City	9	7	0	.563	319	298
L.A. Raiders	9	7	0	.563	303	327
Denver	7	9	0	.438	347	396
Seattle	6	10	0	.375	287	323

NFC EAST

Team	W	L	T	Pct	PF	PA
yz-Dallas	12	4	0	.750	414	248
New York Giants	9	7	0	.563	279	305
Arizona	8	8	0	.500	235	267
Philadelphia	7	9	0	.438	308	308
Washington	3	13	0	.188	320	412

NFC CENTRAL

Team	W	L	T	Pct	PF	PA
y-Minnesota	10	6	0	.625	356	314
x-Green Bay	9	7	0	.563	382	287
x-Detroit	9	7	0	.563	357	342
x-Chicago	9	7	0	.563	271	307
Tampa Bay	6	10	0	.375	251	351

NFC WEST

Team	W	L	T	Pct	PF	PA
*yz-San Francisco	13	3	0	.813	505	296
New Orleans	7	9	0	.438	348	407
Atlanta	7	9	0	.438	317	385
L.A. Rams	4	12	0	.250	286	365

x - Playoffs; y - Division Title; z - First-round Bye; * - Home-field Advantage

WILD CARD PLAYOFF GAMES

12/31 - at Miami 27, Kansas City 17
12/31 - at Green Bay 16, Detroit 12
1/1 - at Cleveland 20, New England 13
1/1 - Chicago 35, at Minnesota 18

DIVISIONAL PLAYOFF GAMES

1/7 - at Pittsburgh 29, Cleveland 9
1/7 - at San Francisco 4

1992 FINAL STATISTICS (8-8)

Head Coach: Dan Reeves AFC West: 3rd Home Stadium: Mile High Stadium

Date	W-L	Score	Opponent	Attendance	RUSHING	No.	Yds.	Avg	LG	TD
Sept 6	W	17-13	L.A. Raiders	75,418	Green	161	648	4.0	67	2
Sept 13	W	21-13	San Diego	74,367	Rivers	74	282	3.8	49	3
Sept 20	L	0-30	at Philadelphia	65,833	Lewis	73	268	3.7	22	4
Sept 27	W	12-0	at Cleveland	78,064	Elway	34	94	2.8	9	2
Oct 4	W	20-19	Kansas City	75,629	S. Smith	23	94	4.1	15	0
Oct 12	L	3-34	at Washington	56,371	Marshall	11	56	5.1	16	0
Oct 18	W	27-21	Houston	74,827	Moore	8	39	4.9	11	0
Oct 25	L	21-24	San Diego	53,576	Maddox	9	20	2.2	11	0
Nov 8	W	27-16	New York Jets	74,678	R. Johnson	2	7	3.5	8	0
Nov 15	W	27-13	New York Giants	75,269	Jackson	3	-1	-3	1	0
Nov 22	L	0-24	at L.A. Raiders	50,011	Perryman	3	-1	-3	1	0
Nov 30	L	13-16	at Seattle (OT)	51,612	Sharpe	2	-6	-3.0	-3	0
Dec 6	L	27-31	Dallas	74,946	BRONCOS	403	1500	3.7	67	11
Dec 12	L	17-27	at Buffalo	71,740	OPPONENTS	489	1963	4.0	37	10
Dec 20	W	10-6	Seattle	72,570	RECEIVING	No.	Yds	Avg	LG	TD
Dec 27	L	20-42	at Kansas City	76,240	Sharpe	53	640	12.1	55	2

TEAM STATISTICS

TOTAL FIRST DOWNS

Rushing 84

Passing 135

Penalty 15

3rd Down: Made/Att 67/208

3rd Down Pct. 32.2

4th Down: Made/Att 5/11

4th Down Pct. 45.5

POSSESSION AVG. 28:14

TOTAL NET YARDS 4430

Avg. Per Game 276.9

Total Plays 928

Avg. Per Play 4.8

NET YARDS RUSHING 1500

Avg. Per Game 93.8

Total Rushes 403

NET YARDS PASSING 2930

Avg. Per Game 183.1

Sacked/Yards Lost 52/382

Gross Yards 3312

Att./Completions 473/258

Completion Pct. 54.5

Had Intercepted 29

PUNTS/AVERAGE 85/43.6

NET PUNTING AVG. 85/37.7

PENALTIES/YARDS 98/768

FUMBLES/BALL LOST 29/14

TOUCHDOWNS 29

Rushing 11

Passing 16

Returns 2

4

SCORE BY PERIODS

BRONCOS

OPPONENTS

1 2 3 4 OT Total

61 40 63 98 0 262

51 121 74 80 3 329

SCORING

TD Ru Pa Rt PAT FG S PTS

Treadwell 0 0 0 0 28/28 20/24 0 88

Jackson 8 0 8 0 0/0 0/0 0 48

Lewis 4 4 0 0 0/0 0/0 0 24

Rivers 4 3 1 0 0/0 0/0 0 24

Elway 2 2 0 0 0/0 0/0 0 12

Green 2 2 0 0 0/0 0/0 0 12

V. Johnson 2 0 2 0 0/0 0/0 0 12

Sharpe 2 0 2 0 0/0 0/0 0 12

Brooks 1 0 0 1 0/0 0/0 0 6

Henderson 1 0 0 1 0/0 0/0 0 6

R. Johnson 1 0 1 0 0/0 0/0 0 6

Marshall 1 0 1 0 0/0 0/0 0 6

Tillman 1 0 1 0 0/0 0/0 0 6

Daluiso 0 0 0 0 0/0 0/0 0 0

BRONCOS 29 11 16 2 28/29 20/25 0 262

OPPONENTS 35 10 21 4 35/35 28/38 0 329

SACKS: Fletcher 16.0, Mecklenburg 7.5, Dronett 6.5, Kragen 5.5, Croel 5.0, Mills 2.0, Sochia 1.5, Walker 1.5, Atwater 1.0, Lang 1.0, Traylor 1.0, Holmes 0.5, BRONCOS 50.0, OPPONENTS 52.0

PASSING

Att. Comp. Yds. Cmp.% Yd./Att. TD TD% Int. Int.% LG Sacked Rating

Elway 316 174 2242 55.1 7.09 10 3.2 17 5.4 80 36/272 65.7

Maddox 121 66 757 54.5 6.26 5 4.1 9 7.4 38 10/60 56.4

Moore 34 17 232 50.0 6.82 0 0.0 3 8.8 40 6/50 35.4

Lewis 1 0 0 0.0 0.0 0 0.0 0 0.0 0 0/0 39.6

Marshall 1 1 81 100.0 81.00 1 100.0 0 0.0 81 0/0 158.3

BRONCOS 473 258 3312 54.5 7.00 16 3.4 29 6.1 81 52/382 62.4

OPPONENTS 462 268 3437 58.0 7.44 21 4.5 15 3.2 72 50/317 83.0

TEAM STATISTICS

TOTAL FIRST DOWNS

Rushing 84

Passing 135

Penalty 15

3rd Down: Made/Att 67/208

3rd Down Pct. 32.2

4th Down: Made/Att 5/11

4th Down Pct. 45.5

POSSESSION AVG. 28:14

TOTAL NET YARDS 4430

Avg. Per Game 276.9

Total Plays 928

Avg. Per Play 4.8

NET YARDS RUSHING 1500

Avg. Per Game 93.8

Total Rushes 403

NET YARDS PASSING 2930

Avg. Per Game 183.1

Sacked/Yards Lost 52/382

Gross Yards 3312

Att./Completions 473/258

Completion Pct. 54.5

Had Intercepted 29

PUNTS/AVERAGE 85/43.6

NET PUNTING AVG. 85/37.7

PENALTIES/YARDS 98/768

FUMBLES/BALL LOST 29/14

TOUCHDOWNS 29

Rushing 11

Passing 16

Returns 2

4

SCORE BY PERIODS

BRONCOS

OPPONENTS

1 2 3 4 OT Total

61 40 63 98 0 262

51 121 74 80 3 329

SCORING

TD Ru Pa Rt PAT FG S PTS

Treadwell 0 0 0 0 28/28 20/24 0 88

Jackson 8 0 8 0 0/0 0/0 0 48

Lewis 4 4 0 0 0/0 0/0 0 24

Rivers 4 3 1 0 0/0 0/0 0 24

Elway 2 2 0 0 0/0 0/0 0 12

Green 2 2 0 0 0/0 0/0 0 12

V. Johnson 2 0 2 0 0/0 0/0 0 12

Sharpe 2 0 2 0 0/0 0/0 0 12

Brooks 1 0 0 1 0/0 0/0 0 6

Henderson 1 0 0 1 0/0 0/0 0 6

R. Johnson 1 0 1 0 0/0 0/0 0 6

Marshall 1 0 1 0 0/0 0/0 0 6

Tillman 1 0 1 0 0/0 0/0 0 6

Daluiso 0 0 0 0 0/0 0/0 0 0

BRONCOS 29 11 16 2 28/29 20/25 0 262

OPPONENTS 35 10 21 4 35/35 28/38 0 329

SACKS: Fletcher 16.0, Mecklenburg 7.5, Dronett 6.5, Kragen 5.5, Croel 5.0, Mills 2.0, Sochia 1.5, Walker 1.5, Atwater 1.0, Lang 1.0, Traylor 1.0, Holmes 0.5, BRONCOS 50.0, OPPONENTS 52.0

PASSING

Att. Comp. Yds. Cmp.% Yd./Att. TD TD% Int. Int.% LG Sacked Rating

Elway 316 174 2242 55.1 7.09 10 3.2 17 5.4 80 36/272 65.7

Maddox 121 66 757 54.5 6.26 5 4.1 9 7.4 38 10/60 56.4

Moore 34 17 232 50.0 6.82 0 0.0 3 8.8 40 6/50 35.4

Lewis 1 0 0 0.0 0.0 0 0.0 0 0.0 0 0/0 39.6

Marshall 1 1 81 100.0 81.00 1 100.0 0 0.0 81 0/0 158.3

BRONCOS 473 258 3312 54.5 7.00 16 3.4 29 6.1 81 52/382 62.4

OPPONENTS 462 268 3437 58.0 7.44 21 4.5 15 3.2 72 50/317 83.0

1992 DEFENSIVE STATS

(based on coaches' film review)

	TT	UT	A	S-YDS	I-YDS	PD	FF	FR
1 Brooks	167	106	61	0-0	1-17	2	3	2
2 Atwater	152	76	76	1-10	2-22	12	2	3
3 Smith, D.	127	72	55	0-0	4-10	12	0	2
4 Mecklenburg	115	80	35	7.5-46	0-0	4	2	0
5 Croel	101	70	31	5-42	0-0	4	2	1
Kragen	101	65	36	5.5-41	0-0	3	2	0
7 Fletcher	100	64	36	16-97	0-0	9	5	0
8 Braxton	97	53	44	0-0	2-54	16	0	0
9 Dimry	56	43	13	0-0	1-2	13	0	0
Henderson	56	43	13	0-0	4-79	10	1	0
11 Lang	49	31	18	1-10	1-26	8	1	1
Dronett	49	27	22	6.5-32	0-0	5	1	2
Walker	49	20	29	1.5-15	0-0	1	0	2
14 Sochia	39	24	15	1.5-11	0-0	0	0	0
Traylor	39	21	18	1-14	0-0	1	1	0
16 Montgomery	29	13	16	0-0	0-0	2	0	1
17 Mills	22	14	8	2-19	0-0	3	0	2
18 Granby	3	2	1	0-0	0-0	0	0	0
19 Robinson	2	2	0	0-0	0-0	0	0	0
20 Geater	1	0	1	0-0	0-0	0	0	0
TOTAL	1,354	826	528	48.5-337	15-210	105	20	16

1992 GAMES STARTED

OFFENSE	DEFENSE
QB Elway, John	12 DE Dronett, Shane
QB Maddox, Tommy	4 DE Sochia, Brian
RB Green, Gaston	13 DE Walker, Kenny
RB Lewis, Greg	2 NT Kragen, Greg
RB Smith, Sammy	1 LB Brooks, Michael
FB Jones, Victor	1 LB Croel, Mike
FB Perryman, Robert	1 LB Fletcher, Simon
FB Rivers, Reggie	3 LB Mecklenburg, Karl
WR Jackson, Mark	13 LB Traylor, Keith
WR Johnson, Vance	7 CB Braxton, Tyrone
WR Marshall, Arthur	1 CB Dimry, Charles
WR Russell, Derek	6 CB Henderson, Wymon
WR Tillman, Cedric	1 CB Lang, LeLo
TE Johnson, Reggie	7 S Atwater, Steve
TE Kay, Clarence	13 S Granby, John
TE Sharpe, Shannon	11 S Montgomery, Alton
C Kartz, Keith	15 S Smith, Dennis
C Widell, Dave	
T Freeman, Russell	16
L Lanier, Ken	16
G Davidson, Jeff	16
G Widell, Doug	16

1992 COACHES

Dan Reeves (Head Coach), Marvin Bass (Special Assistant), Raymond Berry (Quarterbacks), Barney Chavous (Defensive Assistant), Joe DeCamillis (Defensive Quality Control), Mo Forte (Running Backs), George Henshaw (Offensive Coordinator/Wide Receivers), Pete Mangurian (Offensive Line), Al Miller (Strength/Conditioning), Mike Nolan (Linebackers), Wade Phillips (Defensive Coordinator), Harold Richardson (Tight Ends/Special Teams), Ernie Stautner (Defensive Line), Charlie Waters (Defensive Backs).

1992 LEADERS / RANKINGS

INDIVIDUAL	PLAYER	NO.	AFC RANK	NFL RANK	NFL LEADER	NO.
Scoring	Treadwell	88	8	17	Stoyanovich (MIA)	124
Rushing	Green	648	10	20	Smith (DAL)	1,713
Passing Yards	Elway	2,242	8	18	Marino (MIA)	4,116
Passer Rating	Elway	65.7	8	20	Young (SF)	107.0
Receiving Yards	Jackson	745	14	26	Sharpe (GB)	1,461
Receptions	Sharpe	53	14	34	Sharpe (GB)	108
Interceptions	Henderson/Smith	4	5	10	Jones (BUF)	8
Sacks	Fletcher	16	2	4	Simmons (PHI)	19

OFFENSE	NO.	AFC RANK	NFL RANK	NFL LEADER	NO.
Points Per Game	16.4	9	22	San Francisco	26.9
Total Yards Per Game	276.9	8	21	San Francisco	387.2
Yards Per Play	4.8	7	17	San Francisco	6.2
Rushing Yards Per Game	93.8	13	25	Buffalo	152.3
Net Passing Yards Per Game	183.2	6	19	San Francisco	253.4

DEFENSE	NO.	AFC RANK	NFL RANK	NFL LEADER	NO.
Points Per Game	20.6	12	19	New Orleans	12.6
Total Yards Per Game	317.7	13	22	Dallas	245.7
Yards Per Play	5.1	11	16	New Orleans	4.3
Rushing Yards Per Game	122.7	12	23	Dallas	77.8
Net Passing Yards Per Game	195.0	11	14	Kansas City	158.6

1992 NFL STANDINGS

AFC EAST

Team	W	L	T	Pct	PF	PA
yz-Miami	11	5	0	.688	340	281
x-Buffalo	11	5	0	.688	381	283
Indianapolis	9	7	0	.563	216	302
New York Jets	4	12	0	.250	220	315
New England	2	14	0	.125	205	363

1991 FINAL STATISTICS (12-4)

Head Coach: Dan Reeves AFC West: 1st Home Stadium: Mile High Stadium

Date	W-L	Score	Opponent	Attendance	RUSHING	No.	Yds.	Avg	LG	TD
Sept 1	W	45-14	Cincinnati	72,855	Green	261	1037	4.0	63t	4
Sept 8	L	13-16	at L.A. Raiders	48,569	Lewis	99	376	3.8	27	4
Sept 15	W	16-10	Seattle	74,152	Elway	55	255	4.6	17t	6
Sept 22	W	27-19	San Diego	73,258	Sewell	50	211	4.2	26	2
Sept 29	W	13-6	at Minnesota	55,031	Perryman	21	45	2.1	6	0
Oct 6	L	14-42	at Houston	59,145	Humphrey	11	33	3.0	7	0
Oct 20	W	19-16	Kansas City	75,866	Jackson	2	18	9.0	21	0
Oct 27	W	9-6	at New England	43,994	Sharpe	1	15	15.0	15	0
Nov 3	W	20-13	Pittsburgh	70,973	Kubiak	3	11	3.7	12	0
Nov 10	L	16-17	L.A. Raiders	75,896	Horan	2	9	4.5	9	0
Nov 17	L	24-20	at Kansas City	74,661	Rivers	2	5	2.5	3	0
Nov 24	L	10-13	at Seattle	60,430	BRONCOS	505	2015	4.0	63t	16
Dec 1	W	20-3	New England	67,116	OPPONENTS	411	1794	4.4	49	8
Dec 8	W	17-7	at Cleveland	73,539	RECEIVING	No.	Yds	Avg	LG	TD
Dec 15	W	24-19	Phoenix	74,098	Young	44	629	14.3	52t	2
Dec 22	W	17-14	at San Diego	51,449	Sewell	38	436	11.5	60	2

TEAM STATISTICS	Den	Opp
TOTAL FIRST DOWNS	284	242
Rushing	117	81
Passing	150	147
Penalty	17	14
3rd Down: Made/Att	92/223	64/206
3rd Down Pct.	41.3	31.1
4th Down: Made/Att	8/14	7/17
4th Down Pct.	57.1	41.2
POSSESSION AVG.	31:36	28:24
TOTAL NET YARDS	5012	4549
Avg. Per Game	313.3	284.3
Total Plays	1012	939
Avg. Per Play	5.0	4.8
NET YARDS RUSHING	2015	1794
Avg. Per Game	125.9	112.1
Total Rushes	505	411
NET YARDS PASSING	2997	2755
Avg. Per Game	187.3	172.2
Sacked/Yards Lost	46/313	52/346
Gross Yards	3310	3101
Att./Completions	459/246	476/246
Completion Pct.	53.6	51.7
Had Intercepted	12	23
PUNTS/AVERAGE	74/41.5	79/44.5
NET PUNTING AVG.	36.4	39.1
PENALTIES/YARDS	94/715	105/848
FUMBLES/BALL LOST	31/13	26/10
TOUCHDOWNS	32	22
Rushing	16	8
Passing	13	16
Returns	3	2

SCORE BY PERIODS	1	2	3	4	OT	Total
BRONCOS	42	111	71	80	0	304
OPPONENTS	43	77	49	66	0	235

SCORING	TD	Ru	Pa	Rt	PAT	FG	S	PTS
Treadwell	0	0	0	0	31/32	27/36	0	112
Elway	6	6	0	0	0/0	0/0	0	36
Green	4	4	0	0	0/0	0/0	0	24
Lewis	4	4	0	0	0/0	0/0	0	24
Sewell	4	2	2	0	0/0	0/0	0	24
V.Johnson	3	0	3	0	0/0	0/0	0	18
Nattiel	2	0	2	0	0/0	0/0	0	12
Young	2	0	2	0	0/0	0/0	0	12
Braxton	1	0	0	1	0/0	0/0	0	6
Dimry	1	0	0	1	0/0	0/0	0	6
Jackson	1	0	1	0	0/0	0/0	0	6
R.Johnson	1	0	1	0	0/0	0/0	0	6
Powers	1	0	0	1	0/0	0/0	0	6
Russell	1	0	1	0	0/0	0/0	0	6
Sharpe	1	0	1	0	0/0	0/0	0	6
BRONCOS	32	16	13	3	31/32	27/36	0	304
OPPONENTS	22	8	12	2	22/22	27/33	0	235

SACKS: Fletcher 13.5, Croel 10.0, Mecklenburg 9.0, Holmes 5.0, Kragen 3.5, Mills 3.0, Walker 3.0, Powers 2.0, Atwater 1.0, Braxton 1.0, Sochia 1.0, **BRONCOS 52.0, OPPONENTS 46.0.**

PASSING	Att.	Comp.	Yds.	Cmp.%	Yd./Att.	TD	TD%	Int.	Int.%	LG	Sacked	Rating
Elway	451	242	3253	53.7	7.21	13	2.9	12	2.7	71	45/305	75.4
Kubiak	5	3	33	60.0	6.60	0	0.0	0	0.0	14	1/8	79.6
Sewell	3	1	24	33.3	8.00	0	0.0	0	0.0	24	0/0	63.2
BRONCOS	459	246	3310	53.6	7.21	13	2.8	12	2.6	71	46/313	75.3
OPPONENTS	476	246	3101	51.7	6.51	12	2.5	23	4.8	63	52/346	60.6

1991 DEFENSIVE STATS

(based on coaches' film review)

	TT	UT	A	S-YDS	I-YDS	PD	FF	FR
1 Brooks	153	96	57	0-0	2-7	6	0	0
2 Atwater	150	83	67	1-5	5-104	11	1	1
3 Mecklenburg	130	73	57	9-68	0-0	3	1	0
4 Smith, D.	110	67	43	0-0	5-60	12	1	1
5 Kragen	92	61	31	3.5-16	0-0	2	0	0
Braxton	92	57	35	1-8	4-55	12	1	1
7 Fletcher	89	46	43	13.5-92	0-0	3	2	1
8 Croel	84	55	29	10-65	0-0	2	4	0
9 Henderson	82	53	29	0-0	2-53	8	0	0
10 Holmes	44	21	23	5-32	0-0	4	0	0
11 Powers	42	25	17	2-22	0-0	2	0	2
12 Dimry	38	21	17	0-0	3-35	17	0	1
13 Traylor	31	16	15	0-0	0-0	0	0	0
Walker	31	16	15	3-23	0-0	0	1	0
15 Robbins	29	24	5	0-0	1-35	11	0	0
16 Mills	23	16	7	3-26	0-0	1	1	0
17 Lucas	15	8	7	0-0	0-0	1	0	0
18 Sochia	12	10	2	1-6	0-0	0	0	1
19 Lang	10	4	6	0-0	1-30	4	0	0
20 Carreker	6	0	6	0-0	0-0	0	0	0
21 Montgomery	5	3	2	0-0	0-0	0	1	1
22 Haliburton	2	0	2	0-0	0-0	0	0	0
23 Kartz	0	0	0	0-0	0-0	0	0	1
Szymanski	0	0	0	0-0	0-0	1	0	0
TOTALS	1,270	755	515	52-363	23-379	100	13	10

1991 GAMES STARTED

OFFENSE		DEFENSE	
QB Elway, John	16	DE Carreker, Alphonso	1
RB Green, Gaston	12	DE Holmes, Ron	14
RB Lewis, Greg	4	DE Powers, Warren	11
FB Perryman, Robert	7	DE Sochia, Brian	3
WR Jackson, Mark	10	DE Walker, Kenny	1
WR Russell, Derek	5	NT Kragen, Greg	16
WR Sewell, Steve	1	LB Brooks, Michael	14
WR Young, Michael	13	LB Croel, Mike	10
TE Johnson, Reggie	3	LB Fletcher, Simon	16
TE Kay, Clarence	16	LB Lucas, Tim	3
TE Sharpe, Shannon	9	LB Mecklenburg, Karl	16
C Kartz, Keith	16	LB Mills, Jeff	3
T Davidson, Jeff	14	LB Traylor, Keith	2
T Hamilton, Darrell	2	CB Braxton, Tyrone	15
T Lanier, Ken	16	CB Dimry, Charles	1
G Farrell, Sean	4	CB Henderson, Wymon	16
G Ker, Crawford	10	CB Robbins, Randy	2
G Widell, Dave	2	S Atwater, Steve	16
G Widell, Doug	16	S Smith, Dennis	16

1991 COACHES

Dan Reeves (Head Coach), Marvin Bass (Special Assistant), Barney Chavous (Defensive Assistant), Mo Forte (Running Backs), Chan Gailey (Offensive Coordinator/Wide Receivers), George Henshaw (Offensive Line), Earl Leggett (Defensive Line), Pete Mangurian (Tight Ends/Asst. Offensive Line), Al Miller (Strength/Conditioning), Mike Nolan (Linebackers), Wade Phillips (Defensive Coordinator), Harold Richardson (Special Teams), Mike Shanahan (Quarterbacks), Charlie Waters (Defensive Backs).

1991 LEADERS / RANKINGS

INDIVIDUAL	PLAYER	NO.	AFC RANK	NFL RANK	NFL LEADER	NO.
Scoring	Treadwell	112	3	6	Lohmiller (WAS)	149
Rushing	Green	1,037	2	6	Smith (DAL)	1,563
Passing Yards	Elway	3,253	6	8	Moon (HOU)	4,690
Passer Rating	Elway	75.4	9	19	Young (SF)	101.8
Receiving Yards	Young	629	24	47	Irvin (DAL)	1,523
Receptions	Young	44	29t	63t	Jeffries (HOU)	100
Interceptions	Atwater/Smith	5	4t	8t	Lott (LAR)	8
Sacks	Fletcher	13.5	2t	4t	Swilling (NO)	17.0

OFFENSE	NO.	AFC RANK	NFL RANK	NFL LEADER	NO.
Points Per Game	19.0	6	12	Washington	30.3
Total Yards Per Game	313.3	6	12	Buffalo	390.8
Yards Per Play	5.0	5t	12t	San Francisco	5.9
Rushing Yards Per Game	125.9	5	8	Buffalo	148.8
Net Passing Yards Per Game	187.3	10	17	Houston	300.3

DEFENSE	NO.	AFC RANK	NFL RANK	NFL LEADER	NO.
Points Per Game	14.7	1	3	New Orleans	13.2
Total Yards Per Game	284.3	1	5	Philadelphia	221.8
Yards Per Play	4.8	1t	4t	Philadelphia	3.9
Rushing Yards Per Game	112.1	9	19	Philadelphia	71.0
Net Passing Yards Per Game	172.2	1	3	Philadelphia	150.8

1991 NFL STANDINGS

AFC EAST

Team	W	L	T	Pct	PF	PA
*yz-Buffalo	13	3	0	.813	458	318
x-New York Jets	8	8	0	.500	314	293
Miami	8	8	0	.500	343	349
New England	6	10	0	.375	211	305
Indianapolis	1	15	0	.063	143	381

AFC CENTRAL

Team	W	L	T	Pct	PF	PA
y-Houston	11	5	0	.688	386	251
Pittsburgh	7	9	0	.438	292	344
Cleveland	6	10	0	.375	293	298
Cincinnati	3	13	0	.188	263	435

AFC WEST

Team	W	L	T	Pct	PF	PA
yz-Denver	12	4	0	.750	304	235
x-Kansas City	10	6	0	.625	322	252
x-L.A. Raiders	9	7	0	.563	298	297
Seattle	7	9	0	.438	276	261
San Diego	4	12	0	.250	274	342

NFC EAST

Team	W	L	T	Pct	PF	PA
*yz-Washington	14	2	0	.875	485	224
x-Dallas	11	5	0	.688	342	310
Philadelphia	10	6	0	.625	285	244
New York Giants	8	8	0	.500	281	297
Phoenix	4	12	0	.250	196	344

NFC CENTRAL

Team	W	L	T	Pct	PF	PA
yz-Detroit	12	4	0	.750	339	295
x-Chicago	11	5	0	.688	299	269
Minnesota	8	8	0	.500	301	306
Green Bay	4	12	0	.250	273	313
Tampa Bay	3	13	0	.188	199	365

NFC WEST

Team	W	L	T	Pct	PF	PA
y-New Orleans	11	5	0	.688	341	211
x-Atlanta	10	6	0	.625	361	338
San Francisco	10	6	0	.625	393	239
L.A. Rams	3	13	0	.188	234	390

x - Playoffs; y - Division Title; z - First-round Bye; * - Home-field Advantage

WILD CARD PLAYOFF GAMES

12/28 - at Kansas City 10, L.A. Raiders 6
12/28 - Atlanta 27, at New Orleans 20
12/29 - at Houston 17, New York Jets 10
12/29 - Dallas 17, at Chicago 13

DIVISIONAL PLAYOFF GAMES

1/4 - at Denver 26, Houston 24
1/4 - at Washington 24, Atlanta 7
1/

1990 FINAL STATISTICS (5-11)

Head Coach: Dan Reeves AFC West: 5th Home Stadium: Mile High Stadium

Date	W-L	Score	Opponent	Attendance	RUSHING	No.	Yds.	Avg	LG	TD
Sept 9	L	9-14	at L.A. Raiders	54,206	Humphrey	288	1202	4.2	371	7
Sept 17	L	24-23	Kansas City	75,277	Elway	50	258	5.2	21	3
Sept 23	W	34-31	Seattle (OT)	75,290	Winder	42	120	2.9	19	2
Sept 30	L	28-29	at Buffalo	74,393	Bratton	27	82	3.0	10	3
Oct 8	L	29-30	Cleveland	74,814	Ezor	23	81	3.5	15	0
Oct 14	L	17-34	Pittsburgh	74,285	Kubiak	9	52	5.8	18	0
Oct 21	W	27-17	at Indianapolis	29,850	Sewell	17	46	2.7	8	3
Nov 4	L	22-27	at Minnesota	57,331	Jackson	5	28	5.6	16	1
Nov 11	L	7-19	at San Diego	59,557	Porter	1	3	3.0	3	0
Nov 18	L	13-16	Chicago (OT)	75,013	BRONCOS	462	1872	4.1	371	19
Nov 22	L	27-40	at Detroit	73,896	OPPONENTS	456	1963	4.3	621	16
Dec 2	L	20-23	L.A. Raiders	74,162	RECEIVING	No.	Yds	Avg	LG	TD
Dec 9	L	20-31	at Kansas City	74,347	Jackson	57	926	16.2	66	4
Dec 16	W	20-10	San Diego	64,919	Johnson	54	747	13.8	49	3
Dec 23	L	12-17	at Seattle	55,845	Kay	39	282	9.7	22	0
Dec 30	W	22-13	Green Bay	46,943	Bratton	29	276	9.5	63	1

TEAM STATISTICS	Den	Opp
TOTAL FIRST DOWNS	323	306
Rushing	126	110
Passing	170	181
Penalty	27	15
3rd Down: Made/Att	86/207	84/195
3rd Down Pct.	41.5	43.1
4th Down: Made/Att	7/14	7/12
4th Down Pct.	50.0	58.3
POSSESSION AVG.	30:50	29:10
TOTAL NET YARDS	5213	5345
Avg. Per Game	325.8	334.1
Total Plays	1035	969
Avg. Per Play	5.0	5.5
NET YARDS RUSHING	1872	1963
Avg. Per Game	117.0	122.7
Total Rushes	462	456
NET YARDS PASSING	3341	3382
Avg. Per Game	208.8	211.4
Sacked/Yards Lost	46/330	34/289
Gross Yards	3671	3671
Att./Completions	527/305	479/284
Completion Pct.	57.9	59.3
Had Intercepted	18	10
PUNTS/AVERAGE	60/43.5	62/41.4
NET PUNTING AVG.	38.5	35.6
PENALTIES/YARDS	108/775	105/824
FUMBLES/BALL LOST	30/14	36/15
TOUCHDOWNS	36	43
Rushing	19	16
Passing	15	22
Returns	2	5

SCORE BY PERIODS	1	2	3	4	OT	Total
BRONCOS	87	120	46	75	3	331
OPPONENTS	60	85	96	131	3	374

SCORING	TD	Ru	Pa	Rt	PAT	FG	S	Pts
Treadwell	0	0	0	0	34/36	25/34	0	109
Humphrey	7	7	0	0	0/0	0/0	0	42
Jackson	5	1	4	0	0/0	0/0	0	30
Bratton	4	3	1	0	0/0	0/0	0	24
Young	4	0	4	0	0/0	0/0	0	24
Elway	3	3	0	0	0/0	0/0	0	18
Johnson	3	0	3	0	0/0	0/0	0	18
Sewell	3	3	0	0	0/0	0/0	0	18
Nattiel	2	0	2	0	0/0	0/0	0	12
Winder	2	2	0	0	0/0	0/0	0	12
Mecklenburg	1	0	0	1	0/0	0/0	1	8
Henderson	1	0	0	1	0/0	0/0	0	6
Sharpe	1	0	1	0	0/0	0/0	0	6
Fletcher	0	0	0	0	0/0	0/0	1	2
TEAM	36	19	15	2	34/36	25/34	3	331
BRONCOS	43	16	22	5	38/43	26/33	0	374

SACKS: Fletcher 11.0, Mecklenburg 5.0, Powers 4.0, Holmes 3.0, Brooks 2.0, Galloway 2.0, Kragen 2.0, Atwater 1.0, Dennison 1.0, Lucas 1.0, Townsend 1.0. **BRONCOS 34.0, OPPONENTS 46.0.**

PASSING	Att.	Comp.	Yds.	Cmp. %	Yd./Att.	TD	TD %	Int.	Int. %	LG	Sacked	Rating
Elway	502	294	3526	58.6	7.02	15	3.0	14	2.8	66	43/311	78.5
Kubiak	22	11	145	50.0	6.59	0	0.0	4	18.2	36	3/19	31.6
Humphrey	2	0	0	0.0	0.00	0	0.0	0	0.0	0	0/0	39.6
Sewell	1	0	0	0.0	0.00	0	0.0	0	0.0	0	0/0	39.6
BRONCOS	527	305	3671	57.9	6.97	15	2.8	18	3.4	66	46/330	74.6
OPPONENTS	479	284	3671	59.3	7.66	22	4.6	10	2.1	90	34/289	90.0

RUSHING	No.	Yds.	Avg	LG	TD
Humphrey	288	1202	4.2	371	7
Elway	50	258	5.2	21	3
Winder	42	120	2.9	19	2
Bratton	27	82	3.0	10	3
Ezor	23	81	3.5	15	0
Kubiak	9	52	5.8	18	0
Sewell	17	46	2.7	8	3
Jackson	5	28	5.6	16	1
Porter	1	3	3.0	3	0
BRONCOS	462	1872	4.1	371	19
OPPONENTS	456	1963	4.3	621	16

RECEIVING	No.	Yds	Avg	LG	TD
Jackson	57	926	16.2	66	4
Johnson	54	747	13.8	49	3
Kay	39	282	9.7	22	0
Bratton	29	276	9.5	63	1
Young	28	385	13.8	42	4
Sewell	26	268	10.3	36	0
Humphrey	24	152	6.3	26	0
Nattiel	18	297	16.5	52	2
Winder	17	145	8.5	17	0
Mobley	8	41	5.1	9	0
Sharpe	7	99	14.1	33	1
Porter	4	44	11.0	16	0
Verhulst	3	13	4.3	6	0
Lanier	1	-4	-4.0	-4	0
BRONCOS	305	3671	12.0	66	15
OPPONENTS	284	3671	12.9	90	22

INTERCEPTIONS	No.	Yds	Avg	LG	TD
Henderson	2	71	35.5	49	1
Montgomery	2	43	21.5	24	0
Atwater	2	32	16.0	27	0
Plummer	1	16	16.0	16	0
Smith, D.	1	13	13.0	13	0
Braxton	1	10	10.0	10	0
Lang	1	5	5.0	5	0
BRONCOS	10	190	19.0	49	1
OPPONENTS	18	169	9.4	39	3

PUNTING	No.	Yds	Avg	Net	TB	In20	LG	B
Horan	58	2575	44.4	38.9	6	14	67	1
Elway	1	37	37.0	17.0	1	0	37	0
BRONCOS	60	2612	43.5	38.5	7	14	67	1
OPPONENTS	62	2565	41.4	35.6	5	15	59	1

PUNT RETURNS	Ret	FC	Yds	Avg	LG	TD
Clark	21	1	159	7.6	32	0
Johnson	11	11	92	8.4	29	0
Nattiel	1	0	5	5.0	5	0
BRONCOS	33	12	256	7.8	32	0
OPPONENTS	22	9	159	7.2	22	0

KICKOFF RETURNS	No.	Yds	Avg	LG	TD
Clark	20	505	25.3	75	0
Montgomery	14	286	20.4	59	0
Ezor	13	214	16.5	50	0
Johnson	6	126	21.0	39	0
Winder	4	55	13.8	24	0
Bratton	3	37	12.3	18	0
Kay	2	10	5.0	7	0
Atwater	1	0	0.0	0	0
Jackson	1	18	18.0	18	0
Mobley	1	9	9.0	9	0
Nattiel	1	0	0.0	0	0
BRONCOS	66	1260	19.1	75	0
OPPONENTS	69	1319	19.1	71	0

FIELD GOALS	1-19	20-29	30-39	40-49	50+
Treadwell	0/0	13/14	4/6	8/13	0/1
OPPONENTS	1/1	5/5	14/16	6/10	0/1

TREADWELL: (43G, 44G, 24G) (38N, 22G) (27G, 49N, 25G) (49N, 24N) (20G, 25G) (24G) (39G, 32N, 42G) (31G, 46G, 46G) (27G, 24G) (24G, 32G) (45G, 21G, 41N) (46N, 49G, 26G) (49G, 50N, 45N) (22G, 31G)
OPPONENTS: () (39G, 29G, 31G, 52N) (39G, 38N, 44N) (37N, 37G, 48N) (30G,) (32G, 43N) (38G, 41G) (19G, 23G, 43G, 32G) (37G, 32G, 41N, 44G) (24G, 32G, 43G, 45G) (46G) (33G) (30G) (21G) (37G, 24G)

1990 DEFENSIVE STATS

(based on coaches' film review)

	TT	UT	A	S-YDS	I-YDS	PD	FF	FR
1 Brooks	175	102	73	2-17	0-0	2	2	0
2 Atwater	173	112	61	1-5	2-32	4	2	0
3 Mecklenburg	116	67	49	5-45	0-0	1	0	2
4 Smith, D.	110	63	47	0-0	1-13	8	1	2
5 Fletcher	97	55	42	11-90	0-0	1	4	1
6 Henderson	88	57	31	0-0	2-71	5	0	1
7 Kragen	81	46	35	2-9	0-0	5	3	2
8 Powers	77	43	34	4-31	0-0	1	2	0
9 Munford	70	39	31	0-0	0-0	0	0	0
10 Robbins	68	43	25	0-0	0-0	5	0	2
11 Montgomery	53	37	16	0-0	2-43	6	0	0
12 Corrington	43	23	20	0-0	0-0	5	1	1
13 Holmes	40	27	13	3-23	0-0	6	1	0
14 Lucas	32	16	16	1-7	0-0	0	1	1
15 Szymanski	30	13	17	0-0	0-0	0	0	0
16 Curtis	24	14	10	0-0	0-0	0	0	0
17 Smith, E.	23	15	8	0-0	0-0	3	1	1
18 Braxton	17	11	6	0-0	1-10	2	0	0
19 Galloway	15	11	4	2-12	0-0	1	0	0
Townsend	15	8	7	1-12	0-0	1	0	0
21 Clark	9	6	3	0-0	0-0	0	0	0
22 Lang	8	6	2	0-0	1-5	3	1	1
23 Dennison	7	7	0	1-10	0-0	0	0	0
Haliburton	7	3	4	0-0	0-0	0	0	0
25 Team	0	0	0	1-28	0-0	0	0	0
Plummer	0	0	0	0-0	1-16	1	0	0
TOTALS	1,378	824	554	34-289	10-190	60	19	14

1990 GAMES STARTED

OFFENSE		DEFENSE	
QB Elway, John	16	DE Holmes, Ron	10
RB Humphrey, Bobby	14	DE Powers, Warren	16
RB Winder, Sammy	2	DE Szymanski, Jim	6
FB Bratton, Melvin	3	NT Kragen, Greg	16
FB Porter, Kerry	3	LB Brooks, Michael	16
FB Sewell, Steve	1	LB Curtis, Scott	1
WR Jackson, Mark	15	LB Fletcher, Simon	16
WR Johnson, Vance	13	LB Lucas, Tim	5
WR Nattiel, Ricky	3	LB Mecklenburg, Karl	16
WR Sharpe, Shannon	2	LB Munford, Marc	2
WR Young, Michael	1	CB Braxton, Tyrone	15
TE Kay, Clarence	14	CB Henderson, Wymon	2
TE Mobley, Orson	8	CB Montgomery, Alton	4
TE Verhulst, Chris	1	CB Robbins, Randy	9
C Kartz, Keith	16	CB Smith, Elliot	3
T Hamilton, Darrell	8	S Atwater, Steve	15
T Lanier, Ken	16	S Corrington, Kip	1
T Perry, Gerald	8	S Smith, Dennis	15
G Juriga, Jim	11		
G Widell, Dave	5		
G Widell, Doug	16		

1989 FINAL STATISTICS (11-5)

Head Coach: Dan Reeves AFC West: 1st Home Stadium: Mile High Stadium

Date	W-L	Score	Opponent	Attendance	RUSHING	No.	Yds.	Avg	LG	TD
Sept 10	W	34-20	Kansas City	74,284	Humphrey	294	1151	3.9	40	7
Sept 18	W	28-18	at Buffalo	78,176	Winder	110	351	3.2	16	2
Sept 24	W	31-21	L.A. Raiders	75,754	Elway	48	244	5.1	31	3
Oct 1	W	13-16	at Cleveland	78,637	Alexander	45	146	3.2	11	2
Oct 8	W	16-10	San Diego	75,222	Bratton	30	108	3.6	9	1
Oct 15	W	14-3	Indianapolis	74,680	Sewell	7	44	6.3	10	0
Oct 22	W	24-21	at Seattle (OT)	82,353	Kubiak	15	35	2.3	10	0
Oct 29	L	24-28	Philadelphia	75,065	Jackson	5	13	2.6	8	0
Nov 5	W	34-7	Pittsburgh	74,739	BRONCOS	554	2092	3.8	40	15
Nov 12	W	16-13	at Kansas City	76,245	OPPONENTS	426	1580	3.7	24	10
Nov 20	W	14-10	at Washington	52,975						
Nov 26	W	41-14	Seattle	75,117	RECEIVING	No.	Yds	Avg	LG	TD
Dec 3	L	13-16	at L.A. Raiders (OT)	87,560	Johnson	76	1095	14.4	69	7
Dec 10	L	7-14	N.Y. Giants	63,283	Jackson	28	446	15.9	49	2
Dec 16	W	37-0	at Phoenix	56,071	Sewell	25	416	16.6	56	3
Dec 24	L	16-19	at San Diego	50,524	Young	22	402	18.3	47	2

TEAM STATISTICS

TOTAL FIRST DOWNS

Rushing	125
Passing	163
Penalty	20
3rd Down: Made/Att	111/240
3rd Down Pct.	46.3
4th Down: Made/Att	2/9
4th Down Pct.	22.2

POSSESSION AVG.

TOTAL NET YARDS

Avg. Per Game	318.3
Total Plays	1071
Avg. Per Play	4.8

NET YARDS RUSHING

Avg. Per Game	2092
Total Rushes	554

NET YARDS PASSING

Avg. Per Game	187.6
Sacked/Yards Lost	43/351
Gross Yards	3352

ATT./COMPLETIONS

Completion Pct.	54.0
Had Intercepted	20

PUNTS/AVERAGE

NET PUNTING AVG.	33.7
PENALTIES/YARDS	83/594

FUMBLES/BALL LOST

TOUCHDOWNS	40
Rushing	15
Passing	21
Returns	2

SCORE BY PERIODS

	1	2	3	4	OT	Total
BRONCOS	84	114	57	104	3	362
OPPONENTS	44	53	50	76	3	226

SCORING

TD	Ru	Pa	Rt	PAT	FG	S	PTS
Treadwell	0	0	0	39/40	27/33	0	120
Humphrey	8	7	1	0/0	0/0	0	48
Johnson	7	0	7	0/0	0/0	0	42
Bratton	4	1	3	0/0	0/0	0	24
Elway	3	3	0	0/0	0/0	0	18
Sewell	3	0	3	0/0	0/0	0	18
Alexander	2	2	0	0/0	0/0	0	12
Jackson	2	0	2	0/0	0/0	0	12
Kay	2	0	2	0/0	0/0	0	12
Winder	2	2	0	0/0	0/0	0	12
Young	2	0	2	0/0	0/0	0	12
Braxton	1	0	0	1/0	0/0	0	6
Kragen	1	0	0	1/0	0/0	0	6
Mecklenburg	1	0	0	1/0	0/0	0	6
Nattiel	1	0	1	0/0	0/0	0	6
Robbins	1	0	0	1/0	0/0	0	6
Brooks	0	0	0	0/0	0/0	1	2
BRONCOS	40	15	21	4	39/40	27/33	1
OPPONENTS	25	10	13	2	25/25	17/27	0

SACKS: Fletcher 12, Holmes 9, Mecklenburg 7.5, Carreker 5.5, Powers 3, Kragen 2, Lucas 2, Townsend 2, Brooks 1, Dennison 1, McCullough 1, Munford 1, **BRONCOS 47.0, OPPONENTS 43.0.**

PASSING

Att.	Comp.	Yds.	Cmp. %	Yd./Att.	TD	TD%	Int.	Int. %	LG	Sacked	Rating
Elway	416	223	3051	53.6	7.33	18	4.3	18	4.3	69	73.7
Kubiak	55	32	284	58.2	5.16	2	3.6	2	3.6	22	69.1
Humphrey	2	1	17	50.0	8.50	1	50.0	0	0.0	17	118.8
Johnson	1	0	0	0.0	0.00	0	0.0	0	0.0	0	39.6
BRONCOS	474	256	3352	54.0	7.07	21	4.4	20	4.2	69	73.7
OPPONENTS	504	268	3201	53.2	6.35	13	2.6	21	4.2	75	64.1

OPPONENTS: (41G,54N,23G) (43N) () (47N,36G,48G,24N,48G) (39G) (49N,55G) (40N) (41N) () (39G,42G) (38N,32G) () (37G,46G,26G) (47N) () (52N,22G,41G,53G,45G)

FIELD GOALS

1-19	20-29	30-39	40-49	50+
Treadwell	3/3	13/14	8/8	3/7
OPPONENTS	0/0	3/3	5/6	7/14

KICKOFF RETURNS

No.	Yds	Avg	LG	TD
Bell	30	602	20.1	33
Carrington	6	152	25.3	68
Humphrey	4	86	21.5	29
Bratton	2	19	9.5	10
Woods	1	17	17.0	17
BRONCOS	43	876	20.4	68
OPPONENTS	72	1256	17.4	36

PUNT RETURNS

Ret	FC	Yds	Avg	LG	TD
Bell	21	3	143	6.8	24
Johnson	12	6	118	9.8	34
Nattiel	9	0	77	8.6	38
Woods	2	0	6	3.0	11
Carrington	1	0	0	0.0	0
BRONCOS	45	9	344	7.6	38
OPPONENTS	28	18	370	13.2	52

PUNTING

No.	Yds	Avg	Net	TB	In20	LG	B
Horan	77	3111	40.4	34.3	5	24	63
Elway	1	34	34.0	14.0	1	0	34
Kubiak	2	43	21.5	21.5	0	1	29
BRONCOS	80	3188	39.8	33.7	6	25	63
OPPONENTS	84	3440	41.0	35.0	8	18	64

1989 DEFENSIVE STATS

(based on coaches' film review)

	TT	UT	A	S-YDS	I-YDS	PD	FF	FR
1 Mecklenburg	143	83	60	7.5-79	0-0	3	2	4
2 Atwater	129	86	43	0-0	3-34	10	0	1
3 Brooks	123	66	57	1-9	0-0	2	1	2
4 Braxton	111	77	34	0-0	6-103	14	2	2
5 Dennison	106	45	61	1-6	1-1	1	2	1
6 Fletcher	105	61	44	12-79	0-0	2	3	1
7 Munford	98	54	44	1-5	2-16	2	0	1
8 Smith	82	47	35	0-0	2-78	11	6	3
9 Henderson	76	47	29	0-0	3-58	13	0	0
10 Kragen	72	43	29	2-13	0-0	2	0	4
11 Carreker	65	36	29	5.5-34	0-0	1	3	0
12 Holmes	48	32	16	9-87	0-0	4	2	0
13 Townsend	40	26	14	2-13	0-0	0	2	2
14 Robbins	37	25	12	0-0	2-18	8	0	1
15 Carrington	26	17	9	0-0	1-8	5	1	0
16 Curtis	23	12	11	0-0	0-0	0	0	0
17 Powers	19	7	12	3-30	0-0	0	1	0
18 Haynes	18	13	5	0-0	0-0	3	0	0
19 Carrington	16	11	5	0-0	1-2	1	0	0
20 Lucas	6	5	1	2-22	0-0	1	0	0
21 Klosterman	3	1	2	0-0	0-0	0	0	0
22 McCullough	2	2	0	1-0	0-0	0	0	0
Henke	2	0	2	0-0	0-0	0	0	0
TOTALS	1,350	796	554	47-377	21-318	83	25	22

1989 GAMES STARTED

OFFENSE	DEFENSE
QB Elway, John	15 DE Carreker, Alphonso
QB Kubiak, Gary	1 DE Holmes, Ron
RB Humphrey, Bobby	12 DE Powers, Warren
RB Sewell, Steve	3 DE Townsend, Andre
RB Winder, Sammy	2 NT Kragen, Greg
FB Alexander, Jeff	6 LB Brooks, Michael
FB Bratton, Melvin	3 LB Dennison, Rick
FB Kelly, Pat	1 LB Fletcher, Simon
WR Jackson, Mark	16 LB Mecklenburg, Karl
WR Johnson, Vance	16 LB Munford, Marc
TE Kay, Clarence	16 CB Braxton, Tyrone
TE Mobley, Orson	5 CB Henderson, Wymon
C Kartz, Keith	16 S Atwater, Steve
T Lanier, Ken	16 S Robbins, Randy
T Perry, Gerald	15 S Smith, Dennis
G Bishop, Keith	7
G Juriga, Jim	16
G Widell, Doug	10

1989 COACHES

Dan Reeves (Head Coach), Marvin Bass (Special Assistant), Barney Chavous (Asst. Strength and Conditioning), Mo Forte (Running Backs), Chan Gailey (Offensive Coordinator/Wide Receivers), George Henshaw (Offensive Line), Earl Leggett (Defensive Line), Pete Mangurian (Tight Ends/Asst. Offensive Line), Al Miller (Strength/Conditioning), Mike Nolan (Linebackers), Wade Phillips (Defensive Coordinator), Harold Richardson (Special Teams), Charlie Waters (Defensive Backs).

1989 LEADERS / RANKINGS

		AFC RANK	NFL RANK		
INDIVIDUAL	PLAYER	NO.		NFL LEADER	NO.
Scoring	Treadwell	120	1	Cofer (SF)	138
Rushing	Humphrey	1,151	5	Okoye (KC)	1,480
Passing Yards	Elway	3,051	8	Majkowski (GB)	4,318
Passer Rating	Elway	73.7	9	Montana (SF)	112.4
Receiving Yards	Johnson	1,095	5	Rice (SF)	1,483
Receptions	Johnson	76	9	Sharpe (GB)	90
Interceptions	Braxton	6	5t	Wright (CLE)	9
Sacks	Fletcher	12	4	Doleman (MIN)	21
		AFC RANK	NFL RANK		
OFFENSE	NO.			NFL LEADER	NO.
Points Per Game	22.6	4	7t	San Francisco	27.6
Total Yards Per Game	318.3	7	15	San Francisco	391.8
Yards Per Play	4.8	11t	19t	San Francisco	6.1
Rushing Yards Per Game	130.4	4	6	Cincinnati	155.2
Net Passing Yards Per Game	187.6	11	23	Washington	271.8

1989 NFL STANDINGS

AFC EAST

Team	W	L	T	Pct	PF	PA
y-Buffalo	9	7	0	.563	409	317
Indianapolis	8	8	0	.500	298	301
Miami	8	8	0	.500	331	379
New England	5	11	0	.313	297	391
New York Jets	4	12	0	.250	253	411

AFC CENTRAL

Team	W	L	T	Pct	PF	PA
y-Cleveland	9	6	1	.594	334	254
x-Houston	9	7	0	.563	365	412
x-Pittsburgh	9	7	0	.563	265	326
Cincinnati	8	8	0	.500	404	285

AFC WEST

Team	W	L	T	Pct	PF	PA
*y-Denver	11	5	0	.688	362	226
Kansas City	8	7	1	.531	318	286
L.A. Raiders	8	8	0	.500	315	297
Seattle	7	9	0	.438	241	327
San Diego	6	10	0	.375	266	290

1988 FINAL STATISTICS (8-8)

Head Coach: Dan Reeves AFC West: 2nd Home Stadium: Mile High Stadium

Date	W-L	Score	Opponent	Attendance	RUSHING	No.	Yds.	Avg	Long	TD
Sept 4	L	14-21	Seattle	75,986	Dorsett	181	703	3.9	28	5
Sept 11	W	34-3	San Diego	75,339	Winder	149	543	3.6	35	4
Sept 18	L	13-20	at Kansas City	63,288	Elway	54	234	4.3	26	1
Sept 26	L	27-30	L.A. Raiders (OT)	75,964	Sewell	32	135	4.2	26	1
Oct 2	W	12-0	at San Diego	55,763	Kubiak	17	65	3.8	13	0
Oct 9	W	16-13	at San Francisco (OT)	61,711	Nattiel	5	51	10.2	29	0
Oct 16	W	30-14	Atlanta	75,287	Willhite	13	39	3.0	7	2
Oct 23	L	21-39	at Pittsburgh	49,811	Bell	9	36	4.0	6	0
Oct 31	L	23-55	at Indianapolis	60,544	Jackson	1	5	5.0	5	0
Nov 6	W	17-11	Kansas City	74,227	Johnson, J.	1	3	3.0	3	0
Nov 13	W	30-7	Cleveland	75,806	Johnson, V.	1	1	1.0	1	0
Nov 20	L	0-42	at New Orleans	68,075	Thomas	1	0	0.0	0	0
Nov 27	W	35-24	L.A. Rams	74,141	BRONCOS OPPONENTS	464	1815	3.9	35	13
Dec 4	L	20-21	at L.A. Raiders	65,561		552	2538	4.6	64	21
Dec 11	L	14-42	at Seattle	62,838	RECEIVING	No.	Yds	Avg	Long	TD
Dec 17	W	21-10	New England	70,910	Johnson, V.	68	896	13.2	86	5

TEAM STATISTICS

	Den	Opp
TOTAL FIRST DOWNS	338	316
Rushing	106	140
Passing	196	161
Penalty	36	15
Third-Down Made/Att.	85/210	81/214
Third-Down Efficiency	40%	38%
Fourth-Down Made/Att.	4/13	9/18
Fourth-Down Efficiency	31%	50%
TOTAL NET YARDS	5506	5471
Avg. Per Game	344.1	341.9
Total Plays	1077	1055
Avg. Gain Per Play	5.1	5.2
NET YARDS RUSHING	1815	2538
Avg. Per Game	113.4	158.6
Total Rushes	464	552
Avg. Per Rush	3.9	4.6
NET YARDS PASSING	3691	2933
Avg. Per Game	230.7	183.3
Sacked/Yards Lost	32/250	36/235
Gross Yards	3941	3168
Att./Completions	581/324	467/262
Completion Pct.	56%	56%
Had Intercepted	22	16
Avg. per Pass Play	6.0	5.8
PUNTS/AVERAGE	68/43.8	84/43.4
NET PUNTING AVG	37.9	36.3
TOTAL RETURN YARDAGE	1842	1673
Punt Returns/Average	53/8.5	33/11.0
Kickoff Returns/Average	58/20.7	52/19.9
Intercept. Ret./Average	16/12.5	22/15.6
PENALTIES/YARDS	84/717	116/956
FUMBLES/BALL LOST	34/12	23/13
TOUCHDOWNS	37	41
Rushing	13	21
Passing	24	18
Returns	0	2
Extra Points Made/Attempts	36/37	41/41
Field Goals Made/Attempts	23/26	21/27
TOTAL POINTS	327	352

SCORE BY PERIODS

	1	2	3	4	OT	Total
BRONCOS	43	127	64	90	3	327
OPPONENTS	85	112	96	56	3	352

SCORING

	TD	Ru	Pa	Rt	PAT	FG	S	PTS
Karlis	0	0	0	0	36/37	23/36	0	105
Sewell	6	1	5	0	0/0	0/0	0	36
Jackson	6	0	6	0	0/0	0/0	0	36
Dorsett	5	5	0	0	0/0	0/0	0	30
Winder	5	4	1	0	0/0	0/0	0	30
Johnson	5	0	5	0	0/0	0/0	0	30
Kay	4	0	4	0	0/0	0/0	0	24
Willhite	2	2	0	0	0/0	0/0	0	12
Mobley	2	0	2	0	0/0	0/0	0	12
Elway	1	1	0	0	0/0	0/0	0	6
Nattiel	1	0	1	0	0/0	0/0	0	6
BRONCOS	37	13	24	0	36/37	23/36	0	327
OPPONENTS	41	21	18	2	41/41	21/27	1	352

PASSING

	Att.	Comp.	Yds.	Cmp.%	Yd./Att.	TD	TD%	Int.	Int.%	LG	Tkd/Yds	Rtg.
Elway	496	274	3309	55.2	6.67	17	3.4	19	3.8	86	30/237	71.3
Kubiak	69	43	497	62.3	7.20	5	7.2	3	4.3	68t	2/13	90.0
Karcher	12	6	128	50.0	10.67	1	8.3	0	0.0	74	0/0	115.8
Dorsett	2	1	7	50.0	3.50	1	50.0	0	0.0	17	0/0	97.8
Sewell	1	0	0	0.0	0.00	0	0.0	0	0.0	0	0/0	39.5
Nattiel	1	0	0	0.0	0.00	0	0.0	0	0.0	0	0/0	39.5
BRONCOS	581	324	3941	55.8	6.78	24	4.1	22	3.8	86	32/250	74.6
OPPONENTS	467	262	3168	56.1	6.78	18	3.9	16	3.4	55	36/235	75.8

1988 DEFENSIVE STATS

(based on coaches' film review)

	TT	UT	A	S-YDS	I-YDS	PD	FF	FR
1 Kragen	140	101	39	2.5-21	0-0	4	0	1
2 Dennison	133	86	47	0.5-1	1-29	2	1	2
3 Harden	132	93	39	0-0	4-36	10	0	0
4 Ryan	130	87	43	3.5-13	0-0	1	1	2
5 Fletcher	115	79	36	9-43	1-4	6	1	1
6 Townsend	113	64	49	5-35	0-0	2	0	1
7 Smith	106	83	23	1-7	0-0	3	2	3
8 Mecklenburg	102	78	24	1.5-8	0-0	1	0	0
9 Haynes	84	71	13	1-6	1-0	8	1	0
10 Bowyer	82	50	32	1-4	1-1	2	3	0
11 Robbins	76	67	9	2-19	2-66	6	0	1
12 Jones	67	35	32	5-37	0-0	1	1	0
13 Castille	61	57	4	0-0	3-51	9	0	0
14 Brooks	49	39	10	0-0	0-0	1	0	1
15 Gilbert	42	30	12	1-11	0-0	2	0	0
16 Braxton	39	28	11	1-7	2-6	5	0	0
17 Wilson	37	29	8	2-12	1-7	4	0	2
18 Klostermann	27	17	10	0-0	0-0	1	0	0
19 Knight	15	11	4	0-0	0-0	0	0	0
20 Guidry	5	3	2	0-0	0-0	1	0	0
21 Plummer	3	3	0	0-0	0-0	0	0	0
22 Lucas	1	1	0	0-0	0-0	0	0	0
23 Bryan, S.	0	0	0	0-0	0-0	0	0	1
TOTALS	1,559	1,112	447	36-224	16-200	69	10	15

1988 GAMES STARTED

OFFENSE		DEFENSE	
QB Elway, John	15	DE Bowyer, Walt	10
QB Kubiak, Gary	1	DE Gilbert, Freddie	6
RB Dorsett, Tony	12	DE Townsend, Andre	16
RB Sewell, Steve	3	NT Kragen, Greg	16
RB Willhite, Gerald	1	LB Brooks, Michael	4
RB Winder, Sammy	12	LB Dennison, Rick	16
WR Jackson, Mark	4	LB Fletcher, Simon	16
WR Johnson, Vance	13	LB Klosterman, Bruce	4
WR Nattiel, Ricky	11	LB Mecklenburg, Karl	10
TE Kay, Clarence	14	LB Ryan, Jim	14
TE Mobley, Orson	10	CB Castille, Jeremiah	15
C Bryan, Billy	16	CB Haynes, Mark	15
T Juriga, Jim	15	CB Wilson, Steve	2
T Lanier, Ken	16	S Harden, Mike	16
T Studdard, Dave	4	S Robbins, Randy	6
G Bishop, Keith	10	S Smith, Dennis	10
G Humphries, Stephan	1		
G Kartz, Keith	12		
G Perry, Gerald	6		

1988 COACHES

Dan Reeves (Head Coach), Marvin Bass (Special Assistant), Rubin Carter (Asst. Defensive Line), Joe Collier (Asst. Head Coach/Defense), Mo Forte (Running Backs), Chan Gailey (Quarterbacks), George Henshaw (Offensive Line), Stan Jones (Defensive Line), Larry Kennan (Wide Receivers), Pete Mangurian (Tight Ends/Asst. Offensive Line), Al Miller (Strength/Conditioning), Myrel Moore (Linebackers), Mike Nolan (Spec. Team/Asst. LBs), Charlie Waters (Spec. Teams/Asst. Defensive Backs), Charlie West (Defensive Backs).

1988 LEADERS / RANKINGS

INDIVIDUAL	PLAYER	NO.	AFC RANK	NFL RANK	NFL LEADER	NO.
Scoring	Karlis	105	6t	10t	Norwood (BUF)	129
Rushing	Dorsett	703	13	22	Dickerson (IND)	1,659
Passing Yards	Elway	3,309	4	8	Marino (MIA)	4,434
Passer Rating	Elway	71.4	9	18	Elston (CIN)	97.4
Receiving Yards	Johnson	896	9	15t	Ellard (LAR)	1,414
Receptions	Johnson	68	6	15t	Toon (NYJ)	93
Interceptions	Harden	4	11t	23t	Case (ATL)	10
Sacks	Fletcher	9	6t	17t	White (PHI)	18
OFFENSE		NO.	AFC RANK	NFL RANK	NFL LEADER	NO.
Points Per Game		20.4	8	15	Cincinnati	28.0
Total Yards Per Game		344.1	3	8	Cincinnati	378.6
Yards Per Play		5.1	5t	11t	Cincinnati	6.2
Rushing Yards Per Game		113.4	11	19	Cincinnati	169.4
Net Passing Yards Per Game		230.7	2	6	Miami	284.8
DEFENSE		NO.	AFC RANK	NFL RANK	NFL LEADER	NO.
Points Per Game		22.0	9	20	Cincinnati	13.4
Total Yards Per Game		341.9	10	22	Chicago	272.5
Yards Per Play		5.2	9t	18t	Minnesota	4.3
Rushing Yards Per Game		158.6	13	27	Chicago	82.9
Net Passing Yards Per Game		183.3	5	7	Kansas City	161.9

1988 NFL STANDINGS

AFC EAST

Team	W	L	T	Pct	PF	PA
y-Buffalo	12	4	0	.750	329	237
Indianapolis	9	7	0	.563	354	315
New England	9	7	0	.563	250	284
New York Jets	8	7	1	.531	372	354
Miami	6	10	0	.375	319	380

AFC CENTRAL

Team	W	L	T	Pct	PF	PA
*y-Cincinnati	12	4	0	.750	448	329
x-Cleveland	10	6	0	.625	304	288
x-Houston	10	6	0	.625	424	365
Pittsburgh	5	11	0	.313	336	421

AFC WEST

Team	W	L	T	Pct	PF	PA
y-Seattle	9	7	0	.563	339	329
Denver	8	8	0	.500	327	352
L.A. Raiders	7	9	0	.438	325	369
San Diego	6	10	0	.375	231	332
Kansas City	4	11	1	.281	254	320

NFC EAST

Team	W	L	T	Pct	PF	PA
y-Philadelphia	10	6	0	.625	379	319
New York Giants	10	6	0	.625	359	304
Washington	7	9	0	.438	345	387
Phoenix	7	9	0	.438	344	398
Dallas	3	13	0	.188	265	381

NFC CENTRAL

Team	W	L	T	Pct	PF	PA
*y-Chicago	12	4	0	.750	312	215
x-Minnesota	11	5	0	.688	406	233
Tampa Bay	5	11	0	.313	261	350
Detroit	4	12	0	.250	220	313
Green Bay	4	12	0	.250	240	315

NFC WEST

Team	W	L	T	Pct	PF	PA
y-San Francisco	10	6	0	.625	369	294
x-L.A. Rams	10	6	0	.625	407	293
New Orleans	10	6	0	.625	312	283
Atlanta	5	11	0	.313	244	315

x - Wild Card Qualifier; y - Division Title; * - Home-field Advantage

WILD CARD PLAYOFF GAMES

12/26 - at Houston 24, at Cleveland 23
12/26 - at Minnesota 28, L.A. Rams 17

DIVISIONAL PLAYOFF GAMES

12/31 - at Cincinnati 21, Seattle 13
1/1 - at Chicago 20, Philadelphia 12
1/1 - at Buffalo 17, Houston 10
1/1 - at San Francisco 34, Minnesota 9

CONFERENCE CHAMPIONSHIPS

1/8 - at Cincinnati 21, Buffalo 10
1/8 - San Francisco 28, at Chicago 3

SUPER BOWL XXIII (MIAMI)

1/22 - San Francisco 20, Cincinnati 16

1987 FINAL STATISTICS (10-4-1)

Head Coach: Dan Reeves AFC West: 1st Home Stadium: Mile High Stadium

Date	W-L	Score	Opponent	Attendance
Sept 13	W	40-17	Seattle	75,999
Sept 20	T	17-17	at Green Bay (OT)	67,500
Sept 28	Cancelled		at Cleveland	
Oct 4	L	10-40	*Houston	38,494
Oct 12	W	30-14	*L.A. Raiders	61,230
Oct 18	W	26-17	*at Kansas City	20,296
Oct 26	L	27-34	at Minnesota	51,011
Nov 1	W	34-0	Detroit	75,172
Nov 8	L	14-21	at Buffalo	63,698
Nov 16	W	31-29	Chicago	75,783
Nov 22	W	23-17	at L.A. Raiders	61,318
Nov 29	W	31-17	at San Diego	61,880
Dec 6	W	31-20	New England	75,795
Dec 13	L	21-28	at Seattle	61,759
Dec 19	W	20-17	Kansas City	75,053
Dec 27	W	24-0	San Diego	37,500

*Replacement Games

TEAM STATISTICS	Den	Opp
TOTAL FIRST DOWNS	331	277
Rushing	132	103
Passing	173	148
Penalty	26	26
Third-Down Made/Att.	106/224	64/183
Third-Down Efficiency	47.3%	35%
Fourth-Down Made/Att.	6/13	5/12
Fourth-Down Efficiency	46.2%	41.7%
TOTAL NET YARDS	5624	4813
Avg. Per Game	374.9	320.9
Total Plays	1070	941
Avg. Gain Per Play	5.3	5.1
NET YARDS RUSHING	1970	2017
Avg. Per Game	131.3	134.5
Total Rushes	510	454
Avg. Per Rush	3.9	4.4
NET YARDS PASSING	3654	2796
Avg. Per Game	243.6	186.4
Sacked/Yards Lost	30/220	31/240
Gross Yards	3874	3040
Att./Completions	530/285	456/261
Completion Pct.	53.8	57.2
Had Intercepted	19	28
Avg. per Pass Play	6.9	6.1
PUNTS/AVERAGE	65/39.9	75/42.1
NET PUNTING AVG	31.6	33.5
TOTAL RETURN YARDAGE	1841	1954
Punt Returns/Average	48/10.1	34/12.5
Kickoff Returns/Average	46/20.7	61/19.1
Intercept. Ret./Average	28/14.4	19/19.1
PENALTIES/YARDS	95/812	96/785
FUMBLES/BALL LOST	29/17	35/19
TOUCHDOWNS	45	36
Rushing	24	15
Passing	18	15
Returns	3	4
Extra Points Made/Attempts	44/45	32/35
Field Goals Made/Attempts	21/29	14/21
TOTAL POINTS	379	288

SCORE BY PERIODS	1	2	3	4	OT	TOTAL
BRONCOS	92	110	79	98	0	379
OPPONENTS	70	110	64	44	0	288

SCORING	TD	Ru	Pa	Rt	FG	S	PTS
Karlis	0	0	0	0	37/37	18/25	0 91
Johnson, V.	7	0	0	0	0/0	0	42
Winder	7	6	1	0	0/0	0	42
Elway	4	4	0	0	0/0	0	24
Lang	4	2	2	0	0/0	0	24
Massie	4	0	4	0	0/0	0	24
Sewell	3	2	1	0	0/0	0	18
Clendenen	0	0	0	7/7	3/4	0	16
Dudek	2	2	0	0	0/0	0	12
Jackson, M.	2	0	2	0	0/0	0	12
Micho	2	0	2	0	0/0	0	12
Nattiel	2	0	2	0	0/0	0	12
Boddie	1	1	0	0	0/0	0	6
Clark	1	0	1	0	0/0	0	6
Haynes	1	0	0	1	0/0	0	6
Hunley	1	0	0	1	0/0	0	6
Mobley	1	0	1	0	0/0	0	6
Poole	1	1	0	0	0/0	0	6
Swanson	1	0	1	0	0/0	0	6
Watson	1	0	1	0	0/0	0	6
Ryan	0	0	0	0	0/0	1	2
BRONCOS	45	18	24	3	44/45	21/29	1 379
OPPONENTS	35	16	15	4	32/35	14/21	2 288

SACKS: Jones 7, Mecklenburg 7, Fletcher 4, Kragen 2, Lucas 2, Ryan 1.5, Tupper 1.5, Brooks 1, Hunley 1, Robbins 1, Townsend 1, Wilson 1, Bowyer 0.5, Woodard 0.5, TEAM 5. TOTAL: 31

PASSING	Att.	Comp.	Yds.	Cmp.%	Yd./Att.	TD	TD%	Int.	Int.%	LG	Tkd/Yds	Rtg.
Elway	410	224	3198	54.6	7.80	19	4.6	12	2.9	721	20/138	83.4
Karcher	102	56	628	54.9	6.16	5	4.9	4	3.9	49	5/45	73.5
Kubiak	7	3	35.7	50.0	5.10	0	0.0	2	28.6	17	2/14	13.1
May	7	0	0.0	0.0	0.00	0	0.0	1	20.0	0	1/7	0.0
McGuire	3	0	23	66.7	7.67	0	0.0	0	0.0	13	0/0	89.6
Johnson, V.	1	0	0	0.0	0.00	0	0.0	0	0.0	0	0/0	39.6
Lang	1	0	0	0.0	0.00	0	0.0	0	0.0	0	0/0	39.6
Willhite	1	0	0	0.0	0.00	0	0.0	0	0.0	0	0/0	39.6
Sewell	0	0	0	0.0	0.00	0	0.0	0	0.0	0	0/0	39.6
BRONCOS	530	285	3874	53.8	7.31	24	4.5	19	3.6	721	30/220	77.5
OPPONENTS	456	261	3040	57.2	6.67	15	3.3	28	6.1	511	31/224	62.9

RUSHING	No.	Yds.	Avg	LG	TD
Winder	196	741	3.8	19	6
Elway	66	304	4.6	29	4
Lang	89	303	3.4	28	2
Dudek	35	154	4.4	16	2
Willhite	26	141	5.4	29	0
Poole	28	126	4.5	15	1
Sewell	19	83	4.4	17	2
Caldwell	16	53	3.3	7	0
Bell	13	43	3.3	11	0
Nattiel	2	13	6.5	10	0
Micho	4	8	2.0	5	0
Boddie	3	7	2.3	4	1
Karcher	9	3	0.3	8	0
Kubiak	1	3	3.0	3	0
May	2	-4	-2.0	-2	0
Johnson, V.	1	-8	-8.0	-8	0
BRONCOS	510	1970	3.9	29	18
OPPONENTS	454	2017	4.4	72	16

RECEIVING	No.	Yds	Avg	LG	TD
Johnson, V.	42	684	16.3	59	7
Nattiel	31	630	20.3	54	2
Kay	31	440	14.2	30	0
Jackson, M.	26	436	16.8	52	2
Micho	25	242	9.7	26	2
Lang	17	130	7.6	29	2
Mobley	16	143	8.9	28	1
Winder	14	74	5.3	13	1
Massie	13	244	18.8	39	4
Sewell	13	209	16.1	72	1
Watson	11	167	15.2	49	1
Boddie	9	85	9.4	26	0
Willhite	9	25	2.8	6	0
Dudek	7	41	5.9	19	0
Swanson	6	87	14.5	35	1
Andrews	4	53	13.3	20	0
Brown	4	40	10.0	18	0
Caldwell	4	34	8.5	14	0
Poole	1	9	9.0	9	0
Bell / Payne	1	8	8.0	8	0
BRONCOS	285	3874	13.6	72	24
OPPONENTS	261	3040	11.6	51	15

INTERCEPTIONS	No.	Yds	Avg	LG	TD
Harden	4	85	21.3	32	0
Clark	3	105	35.0	50	0
Haynes	3	39	13.0	25	1
Lilly	3	29	9.7	24	0
Mecklenburg	3	23	7.7	16	0
Robbins	3	9	3.0	9	0
Ryan	3	7	2.3	5	0
Hunley	2	64	32.0	52	1
Smith, D.	2	21	10.5	15	0
Lucas	1	11	11.0	11	0
Denison	1	10	10.0	10	0
BRONCOS	28	403	14.4	52	2
OPPONENTS	19	362	19.1	103	2

PUNTING	No.	Yds	Avg	TB	in20	LG	B
Giacommaro	18	757	42.1	1	6	4	50
Horan	44	1807	41.1	5	11	61	2
Elway	1	31	31.0	0	1	31	0
BRONCOS	63	2595	41.2	6	16	61	2
OPPONENTS	75	3158	42.1	8	15	62	0

PUNT RETURNS	Ret	FC	Yds	Avg	LG	TD
Clark	12	1	233	12.9	71	1
Nattiel	1	1	73	6.1	14	0
Swanson	9	1	132	14.8	33	0
Willhite	4	1	22	5.5	9	0
Harden	2	0	11	5.5	7	0
Lilly	2	0	9	3.0	4	0
Johnson, V.	1	0	6	6.0	9	0
BRONCOS	48	4	486	10.1	71	1
OPPONENTS	34	7	424	12.5	85	2

KICKOFF RETURNS	No.	Yds	Avg	LG	TD
Bell	15	323	21.5	42	0
Swanson	9	234	26.0	50	0
Johnson, V.	7	140	20.0	34	0
Lang	4	78	19.5	19	0
Nattiel	4	48	19.5	25	0
Brown	3	57	19.0	28	0
Clark	2	33	16.5	25	0
Ryan	2	9	4.5	9	0
BRONCOS	46	952	20.7	50	0
OPPONENTS	61	1168	19.1	50	0

FIELD GOAL BREAKDOWN	Distance	1-19	20-29	30-39	40-49	50+	Total
Karlis	0/0	9/9	4/6	4/7	1/3	18/25	3/4
Clendenen	0/0	1/1	2/2	0/1	0/0	3/4	2/9
BRONCOS	0/0	10/10	6/8	4/8	1/3	21/29	14/221
OPPONENTS	0/0	4/5	7/8	3/8	0/0	14/221	

PASSING	Att.	Comp.	Yds.	Cmp.%	Yd./Att.	TD	TD%	Int.	Int.%	LG	Tkd/Yds	Rtg.
Elway	410	224	3198	54.6	7.80	19	4.6	12	2.9	721	20/138	83.4
Karcher	102	56	628	54.9	6.16	5	4.9	4	3.9	49	5/45	73.5
Kubiak	7	3	35.7	50.0	5.10	0	0.0	2	28.6	17	2/14	13.1
May	7	0	0.0	0.0	0.00	0	0.0	1	20.0	0	1/7	0.0
McGuire	3	0	23	66.7	7.67	0	0.0	0	0.0	13	0/0	89.6
Johnson, V.	1	0	0	0.0	0.00	0	0.0	0	0.0	0	0/0	39.6
Lang	1	0	0	0.0	0.00	0	0.0	0	0.0	0	0/0	39.6
Willhite	1	0	0	0.0	0.00	0	0.0	0	0.0	0	0/0	39.6
Sewell	0	0	0	0.0	0.00	0	0.0	0	0.0	0	0/0	39.6
BRONCOS	530	285	3874	53.8	7.31	24	4.5	19	3.6	721	30/220	77.5
OPPONENTS	456	261	3040	57.2	6.67	15	3.3	28	6.1	511	31/224	62.9

1987 DEFENSIVE STATS

(based on coaches' film review)

	TT	UT	A	S-YDS	I-YDS	PD	FF	FR
1 Ryan	125	96	29	15-7	3-7	2	0	1
2 Hunley	104	67	37	1-3	3-24	4	1	0
3 Mecklenburg	97	81	16	7-47	3-23	4	2	1
4 Lilly	95	64	31	0-0	3-29	3	1	2
5 Jones, R.	88	45	43	7-59	0-0	2	0	0
6 Harden	87	63	24	0-0	4-85	8	1	0
7 Krager	78	48	30	2-3	0-0	1	0	0
8 Fletcher	70	49	21	4-30	0-0	0	0	1
9 Bowyer	61	41	20	0-1	0-0	2	0	0
10 Townsend	57	42	15	1-9	0-0	0	0	0
11 Robbins	51	45	6	1-14	3-9	5	0	0
12 Winn	40	28	12	0-0	0-0	1	1	1
13 Castille	38	35	3	0-0	0-0	1	0	0
14 Wilson	36	32	4	1-8	0-0	1	0	0
15 Smith, D.	35	25	10	0-0	2-21	2	0	2
16 Denison	30	22	8	0-0	1-10	3	1	0
17 Clark	28	15	13	0-0	3-105	3	0	0
18 Joiner	26	15	11	0-0	0-0	1	0	0
19 Tupper	22	18	4	1-5	0-0	0	0	0
20 Johnson, E.	21	14	7	0-0	0-0	0	0	0
21 Bryo, S.	20	14	6	0-0	0-0	0	0	0
22 Jackson, R.	20	14	6	0-0	0-0	1	0	0
23 Lucas	15	11	4	2-18	1-11	1	0	1
24 Gilbert	8	6	0	0-0	0-0	0	0	0
25 Fitzhugh	12	11	1	0-0	0-0	1	0	0
26 Dodge	11	9	2	0-0	0-0	0	0	0
27 Woodward	10	6	4	0-0	0-0	0	0	0
28 Brooks	8	5	3	1-16	0-0	0	0	1
29 Rudolph	6	5	1	0-0	0-0	0	0	0
30 Jones, L.	6	4	0	0-0	0-0	0	0	0
31 Knox	5	4	1	0-0	0-0	0	0	0
32 McLean	5	2	3	0-0	0-0	0	0	0
33 Lobenstein	3	3	0	0-0	0-0	0	0	0
34 Russell	3	3	0	0-0	0-0	0	0	0
35 Smith, M.	2	1	1	0-0	0-0	0	0	0
36 Jones, D.	1	1	0	0-0	0-0	0	0	0
37 MacDonald	0	0	0	0-0	0-0	0	0	0
38 Haynes	0	0	0	0-0	3-39	3	0	0
39 Munford	0	0	0	0-0	0-0	0	0	1
40 Purner	0	0	0	0-0	0-0	0	0	2
TOTALS	1,330	943	387	31-225	28-403	51	10	13

1986 FINAL STATISTICS (II-5)

Head Coach: Dan Reeves AFC West: 1st Home Stadium: Mile High Stadium

Date	W-L	Score	Opponent	Attendance	RUSHING	No.	Yds.	Avg	LG	TD
Sept 7	W	38-36	L.A. Raiders	75,695	Winder	240	789	3.3	31	9
Sept 15	W	21-10	at Pittsburgh	57,305	Willhite	85	365	4.3	42	5
Sept 21	W	33-7	at Philadelphia	63,839	Elway	52	257	4.9	24	1
Sept 28	W	27-20	New England	75,804	Sewell	23	123	5.3	15	1
Oct 5	W	29-14	Dallas	76,082	Lang	29	94	3.2	14	1
Oct 12	W	31-14	at San Diego	55,662	Kubiak	6	22	3.7	10	0
Oct 20	L	10-22	at N.Y. Jets	73,759	Bell	9	17	1.9	12	0
Oct 26	W	20-13	Seattle	76,089	Johnson	5	15	3.0	6	0
Nov 2	W	21-10	at L.A. Raiders	90,153	Jackson, M.	2	6	3.0	5	0
Nov 9	L	3-9	San Diego	75,012	Boddie	1	2	2.0	2	0
Nov 16	W	38-17	Kansas City	75,745	Horan	1	0	0.0	0	0
Nov 23	L	16-19	at N.Y. Giants	75,116	Mobley	1	-1	-1.0	-1	0
Nov 30	W	34-28	Cincinnati	58,705	Norman	1	-11	-11.0	-11	0
Dec 7	L	10-37	at Kansas City	47,019	BRONCOS	455	1678	3.7	42	17
Dec 13	W	31-30	Washington	75,905	OPPONENTS	432	1651	3.8	60	13
Dec 20	L	16-41	at Seattle	63,697						

TEAM STATISTICS	Den	Opp
TOTAL FIRST DOWNS	319	291
Rushing	94	93
Passing	184	177
Penalty	41	21
Third-Down Made/Att.	92/222	75/222
Third-Down Efficiency	41%	34%
Fourth-Down Made/Att.	2/5	7/15
Fourth-Down Efficiency	40%	47%
TOTAL NET YARDS	5216	4947
Avg. Per Game	326.0	309.2
Total Plays	1042	1026
Avg. Gain Per Play	5.0	4.8
NET YARDS RUSHING	1678	1651
Avg. Per Game	104.9	103.2
Total Rushes	455	432
Avg. Per Rush	3.7	3.8
NET YARDS PASSING	3538	3296
Avg. Per Game	221.1	206.0
Sacked/Yards Lost	38/273	49/459
Gross Yards	3811	3755
Att./Completions	549/306	545/301
Completion Pct.	55.7%	55.2%
Had Intercepted	16	18
Avg. per Pass Play	6.0	5.5
PUNTS/AVERAGE	86/39.3	86/42.9
NET PUNTING AVG	33.0	34.2
TOTAL RETURN YARDAGE	1964	2024
Punt Returns/Average	48/11.5	40/9.1
Kickoff Returns/Average	53/20.6	65/20.0
Intercept. Ret./Average	18/17.7	16/22.7
PENALTIES/YARDS	104/910	127/1034
FUMBLES/BALL LOST	24/13	32/17
TOUCHDOWNS	45	36
Rushing	17	13
Passing	22	21
Returns	6	2
Extra Points Made/Attempts	44/45	35/36
Field Goals Made/Attempts	20/28	24/32
TOTAL POINTS	378	327

SCORE BY PERIODS	1	2	3	4	OT	Total
BRONCOS	69	131	92	89	0	378
OPPONENTS	58	92	61	116	0	327

SCORING	TD	Ru	Pa	Rt	PAT	FG	S	PTS
Karlis	0	0	0	0	44/45	20/28	0	104
Winder	14	9	5	0	0/0	0/0	0	84
Willhite	9	5	3	1	0/0	0/0	0	54
Lang	3	1	2	0	0/0	0/0	0	18
Harden	3	0	0	3	0/0	0/0	0	18
Watson	3	0	3	0	0/0	0/0	0	18
Elway	2	1	1	0	0/0	0/0	0	12
Sewell	2	1	1	0	0/0	0/0	0	12
Johnson	2	0	2	0	0/0	0/0	0	12
Townsend	1	0	0	1	0/0	0/0	0	6
Studdard	1	0	1	0	0/0	0/0	0	6
Jackson, M.	1	0	1	0	0/0	0/0	0	6
Wilson	1	0	1	0	0/0	0/0	0	6
Woodard	1	0	0	1	0/0	0/0	0	6
Kay	1	0	1	0	0/0	0/0	0	6
Mobley	1	0	1	0	0/0	0/0	0	6
Jones	0	0	0	0	0/0	0/0	1	2
TEAM	0	0	0	0	0/0	0/0	1	2
BRONCOS	45	17	22	6	44/45	20/28	0	378
OPPONENTS	36	13	21	2	35/36	24/32	0	327

PASSING	Att.	Comp.	Yds.	Cmp.%	Yd./Att.	TD	TD%	Int.	Int.%	LG	Tkd/Yds	Rtg.
Elway	504	280	3485	55.6	6.91	19	3.8	13	2.6	53	32/233	79.0
Kubiak	38	23	249	60.5	6.55	1	2.6	3	7.9	26	3/23	55.7
Willhite	4	1	11	25.0	2.75	0	0.0	0	0.0	11	0/0	39.6
Norman	1	1	43	100.0	43.00	1	100.0	0	0.0	43t	0/0	158.3
Sewell	1	1	23	100.0	23.00	1	100.0	0	0.0	23t	3/17	158.3
Johnson	1	0	0	0.0	0.00	0	0.0	0	0.0	0	0/0	39.5
BRONCOS	549	306	3811	55.7	6.94	22	4.0	16	2.9	53	38/273	78.7
OPPONENTS	545	301	3755	55.2	6.89	21	3.9	18	3.3	57t	49/459	75.9

KICKOFF RETURNS	No.	Yds	Avg	LG	TD
Bell	23	531	23.1	42	0
Lang	21	480	22.9	42	0
Willhite	3	35	11.7	23	0
Johnson	2	21	10.5	21	0
Hunley	2	11	5.5	6	0
Jackson, M.	1	16	16.0	16	0
Ryan	1	0	0.0	0	0
BRONCOS	53	1094	20.6	42	0
OPPONENTS	65	1299	20.0	51	0

FIELD GOAL BREAKDOWN	Distance	1-19	20-29	30-39	40-49	50+	Total
Karlis	0/0	3/4	8/8	8/14	1/2	20/28	21/27
OPPONENTS	0/0	4/5	9/10	10/14	1/3	20/28	
SACKS: Jones 13.5, Mecklenburg 9.5, Fletcher 5.5, Gilbert 4, Robbins 4, Woodard 3, Townsend 2.5, D. Smith 1, Ryan 1, Dennison 1, Comeaux 1, Lilly 1, T. Jackson 0.5, Hunley 0.5, Team 1. TOTAL: 49							

RECEIVING	No.	Yds	Avg	LG	TD
Willhite	64	529	8.3	34	3
Watson	45	699	15.5	46	3
Jackson, M.	38	738	19.4	53	1
Johnson	31	363	11.7	34t	2
Winder	26	171	6.6	20t	5
Sewell	23	294	12.8	40	1
Mobley	22	332	15.1	32	1
Sampson	21	259	12.3	43	0
Kay	15	195	13.0	34	1
Lang	13	105	8.1	26	2
Hackett	3	48	16.0	19	0
Bell	2	10	5.0	7	0
Wilson	1	43	43.0	43t	1
Elway	1	23	23.0	23t	1
Studdard	1	2	2.0	2t	1
BRONCOS	306	3811	12.5	53	22
OPPONENTS	301	3755	12.5	57t	21

INTERCEPTIONS	No.	Yds	Avg	LG	TD
Harden	6	179	29.8	52	2
Wright	3	56	18.7	56	0
Lilly	3	22	7.3	15	0
Foley	2	39	19.5	24	0
Hunley	1	22	22.0	22	0
Dennison	1	5	5.0	5	0
Smith	1	0	0.0	0	0
Wilson	1	-5	-5.0	-5	0
BRONCOS	18	318	17.7	56	2
OPPONENTS	16	363	22.7	78t	2

PUNTING	No.	Yds	Avg	TB	in20	LG	B
Weil	34	1344	39.5	3	5	55	0
Norman	30	1168	38.9	4	2	57	1
Horan	21	864	41.1	2	8	50	0
BRONCOS	86	3376	39.3	9	15	57	1
OPPONENTS	86	3689	42.9	10	17	59	0

PUNT RETURNS	Ret	FC	Yds	Avg	LG	TD
Willhite	42	8	468	11.1	70t	1
Johnson	3	0	36	12.0	19	0
Jackson, M.	2	0	7	3.5	6	0
Harden	1	0	41	41.0	41t	1
BRONCOS	48	8	552	11.5	70t	2
OPPONENTS	40	16	362	9.1	30	0

1986 DEFENSIVE STATS

(based on coaches' film review)

	TT	UT	A	S-YDS	I-YDS	PD	FF	FR
1 Hunley	164	99	65	0.5-0	1-22	2	2	1
2 Mecklenburg	127	83	44	9.5-96	0-0	3	1	1
3 Jones	96	52	44	13.5-152	0-0	5	1	1
4 Woodard	93	63	30	3-23	0-0	2	3	1
5 Foley	92	56	36	0-0	2-39	4	0	1
6 Ryan	91	58	33	1-5	0-0	0	1	0
7 Smith	88	66	22	1-9	1-10	12	2	1
8 Lilly	82	45	37	1-16	3-22	10	0	0
9 Wright	77	59	18	0-0	3-56	9	0	1
10 Harden	75	64	11	0-0	6-179	9	1	0
11 Townsend	70	42	28	2.5-33	0-0	0	0	1
12 Kragen	60	29	31	0-0	0-0	1	0	1
13 Jackson, T.	58	45	13	0.5-0	0-0	1	1	0
14 Wilson	56	44	12	0-0	1-5	8	0	0
15 Robbins	48	40	8	4-51	0-0	6	1	2
16 Fletcher	43	26	17	5.5-41	0-0	2	0	2
17 Dennison	30	21	9	1-8	1-5	1	1	0
18 Haynes	26	16	10	0-0	0-0	1	1	0
19 Colorito	18	11	7	0-0	0-0	0	0	2
20 Gilbert	17	13	4	4-45	0-0	0	0	0
Carter	17	11	6	0-0	0-0	0	0	0
22 Hunter	3	2	1	0-0	0-0	1	0	0
23 Comeaux	1	1	0	1-9	0-0	0	2	1
TOTALS	1,432	946	486	48-488	18-318	77	17	16

1986 GAMES STARTED

OFFENSE	DEFENSE
QB Elway, John	16 DE Jones, Rulon
RB Lang, Gene	2 DE Townsend, Andre
RB Sewell, Steve	2 NT Carter, Rubin
RB Willhite, Gerald	12 NT Kragen, Greg
RB Winder, Sammy	15 LB Dennison, Rick
WR Jackson, Mark	1 LB Fletcher, Simon
WR Johnson, Vance	7 LB Hunley, Ricky
WR Sampson, Clint	5 LB Jackson, Tom
WR Watson, Steve	16 LB Mecklenburg, Karl
TE Hackett, Joey	4 LB Ryan, Jim
TE Kay, Clarence	12 LB Woodard, Ken
TE Mobley, Orson	3 CB Harden, Mike
C Bryan, Billy	16 CB Wright, Louis
T Lanier, Ken	16 S Foley, Steve
T Studdard, Dave	15 S Lilly, Tony
G Bishop, Keith	14 S Robbins, Randy
G Cooper, Mark	5 S Smith, Dennis
G Hood, Winford	2
G Howard, Paul	13

1986 COACHES

Dan Reeves (Head Coach), Marvin Bass (Special Assistant), Joe Collier (Asst. Head Coach/Defense), Chan Gailey (Special Teams/Tight Ends), Alex Gibbs (Offensive Line), Stan Jones (Defensive Line), Al Miller (Strength/Conditioning), Myrel Moore (Linebackers), Nick Nicolau (Running Backs), Mike Shanahan (Off. Coordinator/Quarterbacks and Wide Receivers), Charlie West (Def. Backs).

1986 LEADERS / RANKINGS

INDIVIDUAL	PLAYER	NO.	AFC RANK	NFL RANK	NFL LEADER	NO.
Scoring	Karlis	104	3	8	Franklin (NE)	140
Rushing	Winder	789	7	17	Dickerson (Rams)	1,821
Passing Yards	Elway	3,485	7	9	Marino (MIA)	4,746
Passer Rating	Elway	79.0	9	11	Kramer (MIN)	92.6
Receiving Yards	Jackson, M.	738	20	35	Rice (SF)	1,570
Receptions	Willhite	64	12t	19t	Christensen (Raid.)	95
Interceptions	Harden	6	5t	11t	Lott (SF)	10
Sacks	Jones, R.	13.5	4	8	Taylor (NYG)	20.5
OFFENSE		NO.	AFC RANK	NFL RANK	NFL LEADER	NO.
Points Per Game		23.6	5	6	Miami	26.9
Total Yards Per Game		326.0	9	15	Cincinnati	405.6
Yards Per Play		5.0	6t	11t	Miami	6.3
Rushing Yards Per Game		104.9	7	20	Chicago	168.8
Net Passing Yards Per Game		221.1	7	10	Miami	298.7

DEFENSE	NO.	AFC RANK	NFL RANK	NFL LEADER	NO.
Points Per Game	20.4	5	15	Chicago	11.7
Total Yards Per Game	309.2	3	9	Chicago	258.1
Yards Per Play	4.8	1t	5t	Chicago	4.1
Rushing Yards Per Game	103.2	1	5	New York Giants	80.3
Net Passing Yards Per Game	206.0	7	16	St. Louis	164.8

1986 NFL STANDINGS

AFC EAST	Team	W	L	T	Pct
----------	------	---	---	---	-----

1985 FINAL STATISTICS (II-5)

Head Coach: Dan Reeves AFC West: 2nd Home Stadium: Mile High Stadium

Date	W-L	Score	Opponent	Attendance	RUSHING	No.	Yds.	Avg	LG	TD
Sept 8	L	16-20	at L.A. Rams	52,522	Winder	199	714	3.6	42	8
Sept 15	W	34-23	New Orleans	74,488	Lang	84	318	3.8	26	5
Sept 22	W	44-28	at Atlanta	37,903	Sewell	82	275	3.4	16	4
Sept 29	L	26-30	Miami	73,614	Elway	50	253	5.1	22	0
Oct 6	W	31-20	Houston	74,699	Willhite	66	237	3.6	14	0
Oct 13	W	15-10	at Indianapolis	60,128	Johnson, V.	10	36	3.6	14	0
Oct 20	W	13-10	Seattle (OT)	74,899	Poole	4	12	3.0	6	0
Oct 27	W	30-10	at Kansas City	68,248	Kubiak	1	6	6.0	6	0
Nov 3	L	10-30	at San Diego	57,312	Norman	1	0	0.0	0	0
Nov 11	W	17-16	San Francisco	73,173	BRONCOS	497	1851	3.7	42	20
Nov 17	W	30-24	San Diego (OT)	74,376	OPPONENTS	475	1973	4.2	61	10
Nov 24	L	28-31	at L.A. Raiders (OT)	63,161	RECEIVING	No.	Yds	Avg	LG	TD
Dec 1	W	31-23	at Pittsburgh	56,797	Watson	61	915	15.0	60	5
Dec 8	L	14-17	L.A. Raiders (OT)	75,042	Johnson, V.	51	721	14.1	63	3
Dec 14	W	14-13	Kansas City	69,209	Willhite	35	297	8.5	21	1
Dec 20	W	27-24	at Seattle	56,283	Winder	31	197	6.4	24	0

TEAM STATISTICS	Den	Opp
TOTAL FIRST DOWNS	339	290
Rushing	113	103
Passing	192	168
Penalty	34	19
Third-Down Made/Att.	102/252	74/230
Third-Down Efficiency	40%	32%
Fourth-Down Made/Att.	6/10	8/20
Fourth-Down Efficiency	60%	40%
TOTAL NET YARDS	5496	5179
Avg. Per Game	343.5	323.7
Total Plays	1152	1069
Avg. Gain Per Play	4.8	4.8
NET YARDS RUSHING	1851	1973
Avg. Per Game	115.7	123.3
Total Rushes	497	475
Avg. Per Rush	3.7	4.2
NET YARDS PASSING	3645	3206
Avg. Per Game	227.8	200.4
Sacked/Yards Lost	38/307	47/378
Gross Yards	3952	3584
Att./Completions	617/329	547/277
Completion Pct.	53%	51%
Had Intercepted	23	24
Avg. per Pass Play	5.6	5.4
PUNTS/AVERAGE	94/40.0	94/41.1
NET PUNTING AVG	34.0	34.3
TOTAL RETURN YARDAGE	1920	2003
Punt Returns/Average	46/9.3	36/8.6
Kickoff Returns/Average	52/23.1	64/21.0
Intercept. Ret./Average	24/12.1	23/14.4
PENALTIES/YARDS	85/677	91/953
FUMBLES/BALL LOST	24/8	22/12
TOUCHDOWNS	45	35
Rushing	20	10
Passing	23	22
Returns	2	3
Extra Points Made/Attempts	41/44	35/36
Field Goals Made/Attempts	23/28	26/33
TOTAL POINTS	380	329

SCORE BY PERIODS	1	2	3	4	OT	Total
BRONCOS	82	142	39	108	9	380
OPPONENTS	48	89	102	84	6	329

SCORING	TD	Ru	Pa	Rt	PAT	FG	S	PTS
Karlis	0	0	0	0	41/44	23/38	0	110
Winder	8	8	0	0	0/0	0/0	0	48
Lang	7	5	2	0	0/0	0/0	0	42
Sewell	5	4	1	0	0/0	0/0	0	30
Watson	5	0	5	0	0/0	0/0	0	30
Willhite	4	3	1	0	0/0	0/0	0	24
Sampson	4	0	4	0	0/0	0/0	0	24
Johnson, V.	3	0	3	0	0/0	0/0	0	18
Johnson, B.	3	0	3	0	0/0	0/0	0	18
Kay	3	0	3	0	0/0	0/0	0	18
Harden	1	0	0	1	0/0	0/0	0	6
Wright, J.	1	0	1	0	0/0	0/0	0	6
Wright, L.	1	0	0	1	0/0	0/0	0	6
BRONCOS	45	20	23	2	41/44	23/38	0	380
OPPONENTS	36	10	22	4	35/36	26/33	0	329

PASSING	Att.	Comp.	Yds.	Comp.%	Yd./Att.	TD	TD%	Int.	Int.%	LG	Tkd/Yds	Rtg.
Elway	605	327	3891	54.0	6.43	22	3.6	23	3.8	65t	38/307	70.0
Kubiak	5	2	61	40.0	12.20	1	20.0	0	0.0	54t	0/0	125.7
Willhite	3	0	0	0.0	0.00	0	0.0	0	0.0	0	0/0	39.5
Norman	1	0	0	0.0	0.00	0	0.0	0	0.0	0	0/0	39.5
Winder	1	0	0	0.0	0.00	0	0.0	0	0.0	0	0/0	39.5
Sewell	1	0	0	0.0	0.00	0	0.0	0	0.0	0	0/0	39.5
Johnson, V.	1	0	0	0.0	0.00	0	0.0	0	0.0	0	0/0	39.5
BRONCOS	617	329	3952	53.3	6.41	23	3.7	23	3.7	65t	38/307	70.0
OPPONENTS	547	277	3584	50.6	6.55	22	4.0	24	4.4	73	47/378	66.5

1985 DEFENSIVE STATS

(based on unofficial press box statistics)

	TT	UT	A	S-YDS	I-YDS	PD	FF	FR
1 Harden	82	72	10	1-11	5-100	18	0	2
2 Busick	81	64	17	0-0	0-0	2	0	1
3 Woodward	79	70	9	3-32	1-18	3	0	0
4 Jones	68	58	10	10-84	0-0	1	1	3
5 Lilly	67	54	13	0-0	2-4	4	1	1
6 Smith	66	54	12	4-27	3-46	17	1	0
7 Mecklenburg	65	60	5	13-103	0-0	4	5	1
8 Ryan	58	52	6	1-8	0-0	3	0	0
9 Foley	48	38	10	0-0	3-47	7	0	0
10 Carter	47	39	8	1-7	0-0	1	1	0
11 Wright	44	41	3	0-0	5-44	15	0	1
12 Townsend	30	27	3	5-46	0-0	3	0	0
13 Chavous	29	23	6	6-34	0-0	0	0	2
14 Jackson, T.	28	19	9	0-0	0-0	1	0	0
15 Dennison	25	22	3	0-0	0-0	0	1	0
Wilson	25	22	3	0-0	3-8	12	0	1
17 Hunter	23	19	4	0-0	1-20	1	0	0
18 Hunley	19	18	1	0-0	0-0	2	0	0
19 Fletcher	17	12	5	1-11	0-0	0	0	0
20 Robbins	16	16	0	0-0	1-3	4	0	0
21 Kragen	13	11	2	2-15	0-0	0	0	0
22 Comeaux	6	6	0	0-0	0-0	0	0	0
TOTALS	936	797	139	47-378	24-290	98	10	12

1985 GAMES STARTED

OFFENSE		DEFENSE	
QB Elway, John	16	DE Chavous, Barney	15
RB Lang, Gene	2	DE Jones, Rulon	16
RB Sewell, Steve	2	DE Townsend, Andre	1
RB Willhite, Gerald	4	NT Carter, Rubin	16
RB Winder, Sammy	12	NT Kragen, Greg	1
WR Johnson, Butch	7	LB Busick, Steve	16
WR Johnson, Vance	8	LB Dennison, Rick	7
WR Watson, Steve	15	LB Fletcher, Simon	1
TE Barber, Mike	1	LB Hunley, Ricky	2
TE Kay, Clarence	16	LB Jackson, Tom	5
TE Wright, James	12	LB Mecklenburg, Karl	9
C Bryan, Billy	16	LB Ryan, Jim	14
T/TE Cooper, Mark	2	LB Woodward, Ken	9
T Lanier, Ken	16	CB/S Harden, Mike	16
T Studdard, Dave	15	CB Wilson, Steve	4
G Bishop, Keith	14	CB Wright, Louis	15
G Hood, Winford	3	S Foley, Steve	11
G Howard, Paul	15	S Lilly, Tony	5
		S Robbins, Randy	1
		S Smith, Dennis	12

1985 COACHES

Dan Reeves (Head Coach), Marvin Bass (Special Assistant), Joe Collier (Asst. Head Coach/Defense), Chan Gailey (Special Teams/Defensive Asst.), Alex Gibbs (Head Offensive Line), Stan Jones (Defensive Line), Al Miller (Strength/Conditioning), Myrel Moore (Linebackers), Nick Nicolau (Running Backs), Mike Shanahan (Offensive Coordinator/Quarterbacks and Wide Receivers), Doc Ulrich (Tight Ends/Asst. Offensive Line), Charlie West (Defensive Backs).

1985 LEADERS / RANKINGS

INDIVIDUAL	PLAYER	NO.	AFC RANK	NFL RANK	NFL LEADER	NO.
Scoring	Karlis	110	6	8	Butler (CHI)	144
Rushing	Winder	714	14	27	Allen (Raid.)	1,759
Passing Yards	Elway	3,891	2	2	Marino (MIA)	4,137
Passer Rating	Elway	70.2	8	17t	O'Brien (NYJ)	96.2
Receiving Yards	Watson	915	14	22	Largent (SEA)	1,287
Receptions	Watson	61	14	24	Craig (SF)	92
Interceptions	Harden/Wright	5	12t	21t	Walls (DAL)	9
Sacks	Mecklenburg	13	4	8t	Dent (CHI)	17

OFFENSE	NO.	AFC RANK	NFL RANK	NFL LEADER	NO.
Points Per Game	23.8	4	7	San Diego	29.2
Total Yards Per Game	343.5	6	10	San Diego	408.4
Yards Per Play	4.8	11	20	San Diego	5.9
Rushing Yards Per Game	115.7	8	16	Chicago	172.6
Net Passing Yards Per Game	227.8	4	6	San Diego	304.4

DEFENSE	NO.	AFC RANK	NFL RANK	NFL LEADER	NO.
Points Per Game	20.6	7	13	Chicago	12.4
Total Yards Per Game	323.7	7	13	Chicago	258.4
Yards Per Play	4.8	5t	9t	New York Giants	4.2
Rushing Yards Per Game	123.3	7	13	Chicago	82.4
Net Passing Yards Per Game	200.4	6	14	Washington	171.6

1985 NFL STANDINGS

AFC EAST							
Team	W	L	T	Pct	PF	PA	
y-Miami	12	4	0	.750	428	320	
x-New York Jets	11	5	0	.688	393	264	
x-New England	11	5	0	.688	362	290	
Indianapolis	5	11	0	.313	320	386	
Buffalo	2	14	0	.125	200	381	

AFC CENTRAL						
Team	W	L	T	Pct	PF	PA
y-Cleveland	8	8	0	.500	287	294
Cincinnati	7	9	0	.438	441	437
Pittsburgh	7	9	0	.438	379	355
Houston	5	11	0	.313	284	412

AFC WEST	W	L	T	Pct	PF	PA
*y-L.A. Raiders	12	4	0	.750	354	308
Denver	11	5	0	.688	380	329
Seattle	8	8	0	.500	349	303
San Diego	8	8	0	.500	467	435
Kansas City	6	10	0	.375	317	360

NFC EAST							
Team	W	L	T	Pct	PF	PA	
y-Dallas	10	6	0	.625	357	333	
x-New York Giants	10	6	0	.625	399	283	
Washington	10	6	0	.625	297	312	
Philadelphia	7	9	0	.438	286	310	
St. Louis	5	11	0	.313	278	414	

NFC CENTRAL						
Team	W	L	T	Pct	PF	PA
*y-Chicago	15	1	0	.938	456	198
Green Bay	8	8	0	.500	337	355
Minnesota	7	9	0	.438	346	359
Detroit	7	9	0	.438	307	366
Tampa Bay	2	14	0	.125	294	448

NFC WEST						
Team	W	L	T	Pct	PF	PA
y-L.A. Rams	11	5	0	.688	340	277
x-San Francisco	10	6	0	.625	411	263
New Orleans	5	11	0	.313	294	401
Atlanta	4	12	0	.250	282	452

x - Wild Card Qualifier; y - Division Title; * - Home-field Advantage

WILD CARD PLAYOFF GAMES

12/28 - New England 26, at New York Jets 14
12/29 - at New York Giants 17, San Francisco 3

DIVISIONAL PLAYOFF GAMES

1/4 - at Miami 24, Cleveland 21
1/4 - at L.A. Rams 20, Dallas 0
1/5 - New England 27, at L.A. Raiders 20
1/5 - at Chicago 21, New York Giants 0

CONFERENCE CHAMPIONSHIPS

1/12 - New England 31, at Miami 14
1/12 - at Chicago 24, L.A. Rams 0

SUPER BOWL XX (NEW ORLEANS)

1/26 - Chicago 46, New England 10

1984 FINAL STATISTICS (13-3)

Head Coach: Dan Reeves AFC West: 1st Home Stadium: Mile High Stadium

Date	W-L	Score	Opponent	Attendance	RUSHING	No.	Yds.	Avg	LG	TD
Sept 2	W	20-17	Cincinnati	74,178	Winder	296	1153	3.9	24	4
Sept 9	L	0-27	at Chicago	54,335	Willhite	77	371	4.8	52	2
Sept 16	W	24-14	at Cleveland	61,980	Elway	56	237	4.2	21	1
Sept 23	W	21-0	Kansas City	74,263	Parros	46	208	4.5	25	2
Sept 30	W	16-13	L.A. Raiders	74,833	Lang	8	42	5.3	15	2
Oct 7	W	28-7	at Detroit	55,836	Brewer	10	28	2.8	8	0
Oct 15	W	17-14	Green Bay	62,546	Kubiak	9	27	3.0	17	1
Oct 21	W	37-7	at Buffalo	31,204	Myles	5	7	1.4	2	0
Oct 28	W	22-19	at L.A. Raiders (OT)	91,020	Johnson	1	3	3.0	3	0
Nov 4	W	26-19	New England	74,908	BRONCOS	508	2076	4.1	52	12
Nov 11	W	16-13	at San Diego	53,162	OPPONENTS	435	1664	3.8	72	10
Nov 18	W	42-21	Minnesota	74,716	RECEIVING	No.	Yds	Avg	LG	TD
Nov 25	L	24-27	Seattle	74,922	Watson	69	1170	17.0	73	7
Dec 2	L	13-16	at Kansas City	38,494	Winder	44	288	6.5	21	2
Dec 9	W	16-13	San Diego	74,867	Johnson	42	587	14.0	49	6
Dec 15	W	31-14	at Seattle	64,411	Willhite	27	298	11.0	63	0

TEAM STATISTICS	Den	Opp
TOTAL FIRST DOWNS	299	311
Rushing	121	90
Passing	152	206
Penalty	15	15
Third-Down Made/Att.	68/207	84/240
Third-Down Efficiency	33%	35%
Fourth-Down Made/Att.	6/7	8/23
Fourth-Down Efficiency	86%	35%
TOTAL NET YARDS	4935	5687
Avg. Per Game	308.4	355.4
Total Plays	1018	1123
Avg. Gain Per Play	4.8	5.1
NET YARDS RUSHING	2076	1664
Avg. Per Game	129.8	104.0
Total Rushes	508	435
Avg. Per Rush	4.1	3.8
NET YARDS PASSING	2859	4023
Avg. Per Game	178.7	251.4
Sacked/Yards Lost	35/257	57/430
Gross Yards	3116	4453
Att./Completions	475/263	632/346
Completion Pct.	55%	55%
Had Intercepted	17	31
Avg. per Pass Play	5.8	5.8
PUNTS/AVERAGE	96/40.1	81/41.5
NET PUNTING AVG	35.4	35.1
TOTAL RETURN YARDAGE	1725	1700
Punt Returns/Average	41/7.8	44/7.5
Kickoff Returns/Average	45/19.9	55/21.5
Intercept. Ret./Average	31/16.5	17/11.1
PENALTIES/YARDS	78/636	104/891
FUMBLES/BALL LOST	36/17	44/24
TOUCHDOWNS	42	26
Rushing	12	10
Passing	22	16
Returns	8	0
Extra Points Made/Attempts	38/41	26/26
Field Goals Made/Attempts	21/28	19/33
TOTAL POINTS	353	241

SCORE BY PERIODS	1	2	3	4	OT	Total
BRONCOS	75	125	68	82	3	353
OPPONENTS	49	74	45	73	0	241

SCORING	TD	Ru	Pa	Rt	PAT	FG	S	PTS
Karlis	0	0	0	0	38/41	21/28	0	101
Watson	7	0	7	0	0/0	0/0	0	42
Winder	6	4	2	0	0/0	0/0	0	36
Johnson	6	0	6	0	0/0	0/0	0	36
Lang	3	2	1	0	0/0	0/0	0	18
Kay	3	0	3	0	0/0	0/0	0	18
Parros	2	2	0	0	0/0	0/0	0	12
Foley	2	0	0	2	0/0	0/0	0	12
Willhite	2	2	0	0	0/0	0/0	0	12
Kubiak	1	1	0	0	0/0	0/0	0	6
Robbins	1	0	0	1	0/0	0/0	0	6
Smith	1	0	0	1	0/0	0/0	0	6
Woodard	1	0	0	1	0/0	0/0	0	6
Jones	1	0	1	0	0/0	0/0	0	6
Alexander	1	0	1	0	0/0	0/0	0	6
Harden	1	0	0	1	0/0	0/0	0	6
Sampson	1	0	1	0	0/0	0/0	0	6
Wright, L.	1	0	0	1	0/0	0/0	0	6
Wright, J.	1	0	1	0	0/0	0/0	0	6
Elway	1	1	0	0	0/0	0/0	0	6
BRONCOS	42	12	22	8	38/41	21/28	0	353
OPPONENTS	26	10	16	0	26/26	19/33	1	241

SCORING	TD	Ru	Pa	Rt	PAT	FG	S	PTS
Karlis	0	0	0	0	38/41	21/28	0	101
Watson	7	0	7	0	0/0	0/0	0	42
Winder	6	4	2	0	0/0	0/0	0	36
Johnson	6	0	6	0	0/0	0/0	0	36
Lang	3	2	1	0	0/0	0/0	0	18
Kay	3	0	3	0	0/0	0/0	0	18
Parros	2	2	0	0	0/0	0/0	0	12
Foley	2	0	0	2	0/0	0/0	0	12
Willhite	2	2	0	0	0/0	0/0	0	12
Kubiak	1	1	0	0	0/0	0/0	0	6
Robbins	1	0	0	1	0/0	0/0	0	6
Smith	1	0	0	1	0/0	0/0	0	6
Woodard	1	0	0	1	0/0	0/0	0	6
Jones	1	0	1	0	0/0	0/0	0	6
Alexander	1	0	1	0	0/0	0/0	0	6
Harden	1	0	0	1	0/0	0/0	0	6
Sampson	1	0	1	0	0/0	0/0	0	6
Wright, L.	1	0	0	1	0/0	0/0	0	6
Wright, J.	1	0	1	0	0/0	0/0	0	6
Elway	1	1	0	0	0/0	0/0	0	6
BRONCOS	42	12	22	8	38/41	21/28	0	353
OPPONENTS	26	10	16	0	26/26	19/33	1	241

SCORE BY PERIODS	1	2	3	4	OT	Total
BRONCOS	75	125	68	82	3	353
OPPONENTS	49	74	45	73	0	241

SCORING	TD	Ru	Pa	Rt	PAT	FG	S	PTS
Karlis	0	0	0	0	38/41	21/28	0	101
Watson	7	0	7	0	0/0	0/0	0	42
Winder	6	4	2	0	0/0	0/0	0	36
Johnson	6	0	6	0	0/0	0/0	0	36
Lang	3	2	1	0	0/0	0/0	0	18
Kay	3	0	3	0	0/0	0/0	0	18
Parros	2	2	0	0	0/0	0/0	0	12
Foley	2	0	0	2	0/0	0/0	0	12
Willhite	2	2	0	0	0/0	0/0	0	12
Kubiak	1	1	0	0	0/0	0/0	0	6
Robbins	1	0	0	1	0/0	0/0	0	6
Smith	1	0	0	1	0/0	0/0	0	6
Woodard	1	0	0	1	0/0	0/0	0	6
Jones	1	0	1	0	0/0	0/0	0	6
Alexander	1	0	1	0	0/0	0/0	0	6
Harden	1	0	0	1	0/0	0/0	0	6
Sampson	1	0	1	0	0/0	0/0	0	6
Wright, L.	1	0	0	1	0/0	0/0	0	6
Wright, J.	1	0	1	0	0/0	0/0	0	6
Elway	1	1	0	0	0/0	0/0	0	6
BRONCOS	42	12	22	8	38/41	21/28	0	353
OPPONENTS	26	10	16	0	26/26	19/33	1	241

SCORING	TD	Ru	Pa	Rt	PAT	FG	S	PTS
Karlis	0	0	0	0	38/41	21/28	0	101
Watson	7	0	7	0	0/0	0/0	0	42
Winder	6	4	2	0	0/0	0/0	0	36
Johnson	6	0	6	0	0/0	0/0	0	36
Lang	3	2	1	0	0/0	0/0	0	18
Kay	3	0	3	0	0/0	0/0	0	18
Parros	2	2	0	0	0/0	0/0	0	12
Foley	2	0	0	2	0/0	0/0	0	12
Willhite	2	2	0	0	0/0	0/0	0	12
Kubiak	1	1	0	0	0/0	0/0	0	6
Robbins	1	0	0	1	0/0	0/0	0	6
Smith	1	0	0	1	0/0	0/0	0	6
Woodard	1	0	0	1	0/0	0/0	0	6
Jones	1	0	1	0	0/0	0/0	0	6
Alexander	1	0	1	0	0/0	0/0	0	6
Harden	1	0	0	1	0/0	0/0	0	6
Sampson	1	0	1	0	0/0	0/0	0	6
Wright, L.	1	0	0	1	0/0	0/0	0	6
Wright, J.	1	0	1	0	0/0	0/0	0	6
Elway	1	1	0	0	0/0	0/0	0	6
BRONCOS	42	12	22	8	38/41	21/28	0	353
OPPONENTS	26	10	16	0	26/26	19/33	1	241

SCORING	TD	Ru	Pa	Rt	PAT	FG	S	PTS
Karlis	0	0	0	0	38/41	21/28	0	101
Watson	7	0	7	0	0/0	0/0	0	42
Winder	6	4	2	0	0/0	0/0	0	36
Johnson	6	0	6	0	0/0	0/0	0	36
Lang	3	2	1	0	0/0	0/0	0	18
Kay	3	0	3	0	0/0	0/0	0	18
Parros	2	2	0	0	0/0	0/0	0	12
Foley	2	0	0	2	0/0	0/0	0	12
Willhite	2	2	0	0	0/0	0/0	0	12
Kubiak	1	1	0	0	0/0	0/0	0	6
Robbins	1	0	0	1	0/0	0/0	0	6
Smith	1	0	0	1	0/0	0/0	0	6
Woodard	1	0	0	1	0/0	0/0	0	6
Jones	1	0	1	0	0/0	0/0	0	6
Alexander	1	0	1	0	0/0	0/0	0	6
Harden	1	0	0	1	0/0	0/0	0	6
Sampson	1	0	1	0	0/0	0/0	0	6
Wright, L.	1	0	0	1	0/0	0/0	0	6
Wright, J.	1	0	1	0	0/0	0/0	0	6
Elway	1	1	0	0	0/0	0/0	0	6
BRONCOS	42	12	22	8	38/41	21/28	0	353
OPPONENTS	26	10	16	0	26/26	19/33	1	241

Wright, J.	1	0	1	0	0/0	0/0	0	6	SACKS: Jones 11, Chavous 7.5, Mecklenburg 7, T. Jackson 6, Townsend 5, Carter 3, Bowyer 3, Dennison 3, Ryan 3, Woodard 3, Busick 1, Comeaux 1, Garnett 1, Robbins 1, D. Smith 1, Wilson 0.5. TOTAL: 57
Elway	1	1	0	0	0/0	0/0	0	6	
BRONCOS	42	12	22	8	38/41	21/28	0	353	
OPPONENTS	26	10	16	0	26/26	19/33	1	241	

1983 FINAL STATISTICS (9-7)

Head Coach: Dan Reeves AFC West: 3rd Home Stadium: Mile High Stadium

Date	W-L	Score	Opponent	Attendance	RUSHING	No.	Yds.	Avg	Long	TD
Sept 4	W	14-10	at Pittsburgh	58,233	Winder	196	757	3.9	52	3
Sept 11	W	17-10	at Baltimore	52,613	Poole	81	246	3.0	19	4
Sept 18	L	10-13	Philadelphia	74,202	Preston	57	222	3.9	28	1
Sept 25	L	7-22	L.A. Raiders	74,289	Willhite	43	188	4.4	24t	3
Oct 2	L	14-31	at Chicago	58,210	Elway	28	146	5.2	23	1
Oct 9	W	26-14	at Houston	58,210	Parros	30	96	3.2	13	1
Oct 16	W	24-17	Cincinnati	74,305	Myles	8	52	6.5	16	0
Oct 23	W	14-6	San Diego	74,581	DeBerg	13	28	2.2	11	1
Oct 30	W	27-24	Kansas City	74,640	Upchurch	6	19	3.2	9	0
Nov 6	L	19-27	at Seattle	61,189	Kubiak	4	17	4.3	8	1
Nov 13	L	20-22	at L.A. Raiders	51,945	Watson	1	7	5.7	10	0
Nov 20	W	38-27	Seattle	74,710	Prestridge	3	17	7.0	7	0
Nov 27	L	7-31	at San Diego	43,650	Wright, J.	1	-11	-11.0	-11	0
Dec 4	W	27-6	Cleveland	70,912	BRONCOS	471	1784	3.8	52	15
Dec 11	W	21-19	Baltimore	74,854	OPPONENTS	509	1938	3.8	29	14
Dec 18	L	17-48	at Kansas City	11,377						

TEAM STATISTICS	Den	Opp
TOTAL FIRST DOWNS	292	321
Rushing	99	119
Passing	155	185
Penalty	38	17
Third-Down Made/Att.	68/213	92/235
Third-Down Efficiency	32%	39%
TOTAL NET YARDS	4811	5609
Avg. Per Game	300.7	350.6
Total Plays	1025	1099
Avg. Gain Per Play	4.7	5.1
NET YARDS RUSHING	1784	1938
Avg. Per Game	111.5	121.1
Total Rushes	471	509
Avg. Per Rush	3.8	3.8
NET YARDS PASSING	3027	3671
Avg. Per Game	189.2	229.4
Sacked/Yards Lost	55/439	38/317
Gross Yards	3466	3988
Att./Completions	499/254	552/307
Completion Pct.	50.9%	55.6%
Had Intercepted	22	27
Avg. per Pass Play	5.5	6.2
PUNTS/AVERAGE	87/41.6	77/44.2
NET PUNTING AVG	34.0	36.2
TOTAL RETURN YARDAGE	1852	1629
Punt Returns/Average	38/11.1	55/9.5
Kickoff Returns/Average	56/19.2	46/17.9
Intercept. Ret./Average	27/13.1	22/12.8
PENALTIES/YARDS	100/804	138/1097
FUMBLES/BALL LOST	34/19	46/20
TOUCHDOWNS	36	34
Rushing	15	14
Passing	17	18
Returns	2	4
Extra Points Made/Attempts	33/34	34/35
Field Goals Made/Attempts	21/25	25/33
TOTAL POINTS	302	327

SCORE BY PERIODS	1	2	3	4	OT	TOTAL
BRONCOS	41	80	39	142	0	302
OPPONENTS	85	87	76	79	0	327

SCORING	TD	Ru	Pa	Rt	PAT	FG	\$	PTS
Karlis	0	0	0	0	33/34	21/25	0	96
Watson	5	0	5	0	0/0	0/0	0	30
Poole	4	4	0	0	0/0	0/0	0	24
Willhite	4	3	1	0	0/0	0/0	0	24
Parros	3	1	2	0	0/0	0/0	0	18
Sampson	3	0	3	0	0/0	0/0	0	18
Winder	3	3	0	0	0/0	0/0	0	18
Egloff	2	0	2	0	0/0	0/0	0	12
Preston	2	1	1	0	0/0	0/0	0	12
Upchurch	2	0	2	0	0/0	0/0	0	12
Chavous	1	0	0	1	0/0	0/0	0	6
DeBerg	1	1	0	0	0/0	0/0	0	6
Elway	1	1	0	0	0/0	0/0	0	6
Kubiak	1	1	0	0	0/0	0/0	0	6
Myles	1	0	1	0	0/0	0/0	0	6
Thomas	1	0	0	1	0/0	0/0	0	6
Jones	0	0	0	0	0/0	0/0	1	2
BRONCOS	34	15	17	2	33/34	21/25	1	302
OPPONENTS	36	14	18	4	34/36	25/33	0	327

PASSING	Att.	Comp.	Yds.	Cmp.%	Yd./Att.	TD	TD%	Int.	Int.%	LG	Tkd/Yds	Rtg.
DeBerg	215	119	1617	55.3	7.52	9	4.2	7	3.3	54	25/201	79.7
Kubiak	22	12	186	54.5	8.45	1	4.5	1	4.5	78t	2/20	78.9
Elway	259	123	1663	47.5	6.42	7	2.7	14	5.4	49t	28/218	54.9
Willhite	1	0	0	0.0	0.00	0	0.0	0	0.0	0	0/0	39.5
Upchurch	2	0	0	0.0	0.00	0	0.0	0	0.0	0	0/0	39.5
BRONCOS	499	254	3466	50.9	6.95	17	3.4	22	4.4	78t	55/439	66.4
OPPONENTS	552	307	3988	55.6	7.22	18	3.3	27	4.9	72t	38/317	69.0

1983 DEFENSIVE STATS

(based on coaches' film review)

	TT	UT	A	S-YDS	I-YDS	FR
1 Gradishar	224	133	91	2.5-20	1-5	3
2 Busick	130	71	59	2-16	0-0	0
3 Foley	124	85	39	0-0	5-28	1
Jackson, T.	124	77	47	5.5-59	1-0	2
5 Smith, D.	114	79	35	5-32	0-0	0
6 Wright, L.	113	81	32	1-1	6-50	1
7 Ryan	102	64	38	0-0	0-0	1
8 Chavous	99	62	37	4.5-25	0-0	1
9 Harden	98	64	34	0-0	4-27	3
Carter	98	47	51	1-12	0-0	3
11 Jones	72	42	30	4-22	0-0	2
12 Manor	56	36	20	3-18	0-0	1
Jackson, R.	56	29	27	1-10	1-15	0
14 Wilson	55	45	10	0-0	5-91	0
15 Latimer	51	33	18	0.5-4	0-0	0
16 Bowyer	45	27	18	2-19	0-0	1
17 Mecklenburg	24	12	12	2-20	0-0	0
18 Stachowski	21	9	12	0-0	4-39	0
19 Dennison	19	9	10	0-0	0-0	0
20 Woodard	18	15	3	2-12	0-0	2
21 Myers	11	9	2	0-0	0-0	0
22 Swenson	8	1	7	0-0	0-0	0
23 Dupree	1	1	0	0-0	0-0	0
TOTALS	1,663	1,031	632	36-270	27-355	21

1983 GAMES STARTED

OFFENSE		DEFENSE	
QB DeBerg, Steve	5	DE Bowyer, Walt	3
QB Elway, John	10	DE Chavous, Barney	13
QB Kubiak, Gary	1	DE Jones, Rulon	12
RB Parros, Rick	5	DE Manor, Brison	4
RB Poole, Nathan	10	NT Carter, Rubin	15
RB Preston, Dave	3	NT Latimer, Don	3
RB Winder, Sammy	13	LB Busick, Steve	15
WR Sampson, Clint	2	LB Dennison, Rick	1
WR Upchurch, Rick	11	LB Gradishar, Randy	16
WR Watson, Steve	16	LB Jackson, Tom	15
TE Egloff, Ron	10	LB Ryan, Jim	12
TE Sawyer, John	4	LB Swenson, Bob	2
TE Wright, Jim	6	LB Woodard, Ken	1
C Bryan, Billy	16	CB Harden, Mike	15
T Lanier, Ken	16	CB Wilson, Steve	3
T Studdard, Dave	16	CB Wright, Louis	16
G Bishop, Keith	16	S Foley, Steve	13
G Cooper, Mark	2	S Jackson, Roger	3
G Howard, Paul	14	S Smith, Dennis	13
		S Trimble, Steve	1

1983 COACHES

Dan Reeves (Head Coach), Marvin Bass (Special Assistant), Joe Collier (Asst. Head Coach/Defense), I.J. Gorman (Strength/Conditioning), John Hadl (Quarterbacks/Wide Receivers), Stan Jones (Defensive Line), Myrel Moore (Linebackers), Nick Nicolau (Running Backs), Fran Polsoot (Tight Ends/Special Teams), Dan Radakovich (Offensive Line), Charlie West (Defensive Backs).

1983 LEADERS / RANKINGS

INDIVIDUAL	PLAYER	NO.	AFC RANK	NFL RANK	NFL LEADER	NO.
Scoring	Karlis	96	8	15	Moseley (WAS)	161
Rushing	Winder	757	12	23	Dickerson (Rams)	1,808
Passing Yards	Elway	1,663	15	28	Dickey (GB)	4,458
Passer Rating	DeBerg	79.8	8	14	Bartkowski (ATL)	97.6
Receiving Yards	Watson	1,133	5	10	Quick (PHI)	1,409
Receptions	Watson	59	11	18t	Christensen (Raid.)	92
Interceptions	Wright	6	8t	15t	Murphy (WAS)	9
Sacks	Jackson, T.	5.5	26t	62t	Gastineau (NYJ)	19

OFFENSE	NO.	AFC RANK	NFL RANK	NFL LEADER	NO.
Points Per Game	18.9	10	21	Washington	33.8
Total Yards Per Game	300.7	14	26	San Diego	387.3
Yards Per Play	4.7	11t	21t	Green Bay	6.1
Rushing Yards Per Game	111.5	11	23	Chicago	170.4
Net Passing Yards Per Game	189.2	9	20	San Diego	291.3

DEFENSE	NO.	AFC RANK	NFL RANK	NFL LEADER	NO.
Points Per Game	20.4	5	9	Miami	15.6
Total Yards Per Game	350.6	9	21	Cincinnati	270.4
Yards Per Play	5.1	7t	17t	Cincinnati	4.4
Rushing Yards Per Game	121.1	4	10	Washington	80.6
Net Passing Yards Per Game	229.4	12	23	New Orleans	168.2

1983 NFL STANDINGS

AFC EAST	Team	W	L	T	Pct	PF	PA
	y-Miami	12	4	0	.750	389	250
	New England	8	8	0	.500	274	289
	Buffalo	8	8	0	.500	283	351
	Baltimore	7	9	0	.438	264	354
	New York Jets	7	9	0	.438	313	331

AFC CENTRAL	Team	W	L	T	Pct	PF	PA
	y-Pittsburgh	10	6	0	.625	355	303
	Cleveland	9	7	0	.563	356	342
	Cincinnati	7	9	0	.438	346	302
	Houston	2	14	0	.125	288	460

AFC WEST	Team	W	L	T	Pct	PF	PA
	*y-L.A. Raiders	12	4	0	.750	442	338
	x-Seattle	9	7	0	.563	403	397
	x-Denver	9	7	0	.563	302	327
	San Diego	6	10	0	.375	358	462
	Kansas City	6	10	0	.375	386	367

NFC EAST	Team	W	L	T	Pct	PF	PA
	*y-Washington	14	2	0	.875	541	332
	x-Dallas	12	4	0	.750	479	360
	St. Louis	8	7	1	.531	374	428
	Philadelphia	5	11	0	.313	233	322
	New York Giants	3	12	1	.219	267	347

NFC CENTRAL	Team	W	L	T	Pct	PF	PA
	y-Detroit	9	7	0	.563	347	286
	Green Bay	8	8	0	.500	429	439
	Chicago	8	8	0	.500	311	301
	Minnesota	8	8	0	.500	316	348
	Tampa Bay	2	14	0	.125	241	380

NFC WEST	Team	W	L	T	Pct	PF	PA
	y-San Francisco	10	6	0	.625	432	293
	x-L.A. Rams	9	7	0	.563	361	344
	New Orleans	8	8	0	.500	319	337
	Atlanta	7	9	0	.438	370	389

x - Wild Card Qualifier; y - Division Title; * - Home-field Advantage

WILD CARD PLAYOFF GAMES

12/24 - at Seattle 31, Denver 7

12/26 - L.A. Rams 24, at Dallas 17

DIVISIONAL PLAYOFF GAMES

12/31 - Seattle 27, at Miami 20

1/1 - at L.A. Raiders 38, Pittsburgh 10

1/1 - at Washington 51, L.A. Rams 7

CONFERENCE CHAMPIONSHIPS

1/8 - at L.A. Raiders 30, Seattle 14

1/8 - at Washington 24, San Francisco 21

SUPER BOWL XVIII (TAMPA, FLA.)

1/22 - L.A. Raiders 38, Washington 9

1982 FINAL STATISTICS (2-7)

Head Coach: Dan Reeves AFC West: 5th Home Stadium: Mile High Stadium

Date	W-L	Score	Opponent	Attendance	RUSHING	No.	Yds.	Avg	LG	TD
Sept 12	L	3-23	San Diego	73,564	Willhite	70	347	5.0	23	2
Sept 19	L	24-21	San Francisco	73,899	Parros	77	277	3.6	14	1
Sept 26	W		at New Orleans	Canceled	Winder	67	259	3.9	18	1
Oct 3			Pittsburgh	Canceled	Preston	19	81	4.3	13	0
Oct 10			at N.Y. Jets	Canceled	Poole	7	36	5.1	20	0
Oct 17			at Houston	Canceled	DeBerg	8	27	3.4	6t	1
Oct 24			L.A. Raiders	Canceled	Herrmann	3	7	2.3	6t	1
Oct 31			Buffalo	Canceled	Lytle	2	2	1.0	2	0
Nov 7			at Seattle	Resched. Jan. 2	Watson	1	-4	-4.0	-4	0
Nov 14			at Kansas City	Canceled	Wright	1	-4	-4.0	-4	0
Nov 21	L	10-17	Seattle	73,916	Upchurch	2	-10	-5.0	-3	0
Nov 28	L	20-30	at San Diego	47,629	BRONCOS	257	1018	4.0	23	6
Dec 5	L	27-34	Atlanta	73,984	OPPONENTS	293	935	3.2	46	8
Dec 12	W	27-24	at L.A. Rams	48,112	RECEIVING	No.	Yds	Avg	LG	TD
Dec 19	L	16-37	Kansas City	74,192	Parros	37	259	7.0	24	2
Dec 26	L	10-27	at L.A. Raiders	44,160	Watson	36	555	15.4	41	2
Jan 2	L	11-13	at Seattle	43,145	Upchurch	26	407	15.7	51t	3

TEAM STATISTICS	Den	Opp
TOTAL FIRST DOWNS	170	176
Rushing	52	53
Passing	103	104
Penalty	15	19
Third-Down Made/Att.	43/121	48/132
Third-Down Efficiency	36%	36%
TOTAL NET YARDS	2837	3169
Avg. Per Game	315.2	352.1
Total Plays	592	616
Avg. Gain Per Play	4.8	5.1
NET YARDS RUSHING	1018	935
Avg. Per Game	113.1	103.9
Total Rushes	257	293
Avg. Per Rush	4.0	3.2
NET YARDS PASSING	1819	2234
Avg. Per Game	202.1	248.2
Sacked/Yards Lost	24/200	16/116
Gross Yards	2019	2350
Att./Completions	311/181	307/172
Completion Pct.	58%	56%
Had Intercepted	19	12
Average per Pass Play	5.4	6.9
PUNTS/AVERAGE	45/45.0	42/39.4
NET PUNTING AVG	37.8	31.1
TOTAL RETURN YARDAGE	1229	1199
Punt Returns/Average	21/14.5	25/9.1
Kickoff Returns/Average	40/20.5	26/20.8
Intercept. Ret./Average	12/8.8	19/22.7
PENALTIES/YARDS	54/516	63/571
FUMBLES/BALL LOST	24/17	17/7
TOUCHDOWNS	16	25
Rushing	8	8
Passing	14	14
Returns	2	3
Extra Points Made/Attempts	15/16	25/25
Field Goals Made/Attempts	11/13	17/24
TOTAL POINTS	148	226

SCORE BY PERIODS	1	2	3	4	OT	Total
BRONCOS	26	47	33	42	0	148
OPPONENTS	40	79	40	67	0	226

SCORING	TD	Ru	Pa	Rt	PAT	FG	S	P	TP
Karlis	0	0	0	0	15/16	11/13	0	48	
Upchurch	5	0	3	2	0/0	0/0	0	30	
Parros	3	1	2	0	0/0	0/0	0	18	
Willhite	2	2	0	0	0/0	0/0	0	12	
Watson	2	0	2	0	0/0	0/0	0	12	
DeBerg	1	1	0	0	0/0	0/0	0	6	
Winder	1	1	0	0	0/0	0/0	0	6	
Herrmann	1	1	0	0	0/0	0/0	0	6	
Wright	1	0	1	0	0/0	0/0	0	6	
Boyd	0	0	0	0	0/0	0/0	1	2	
Chavous	0	0	0	0	0/0	0/0	1	2	
BRONCOS	16	6	8	2	15/16	11/13	2	148	
OPPONENTS	25	8	14	3	25/25	17/24	0	226	

PASSING	Att.	Comp.	Yds.	Cmp.%	Yd./Att.	TD	TD%	Int.	Int.%	LG	Tkd/Yds	Rtg.
DeBerg	223	131	1405	58.7	6.30	7	3.1	11	4.9	51t	16/130	67.1
Herrmann	60	32	421	53.3	7.02	1	1.7	4	6.7	39	4/48	53.4
Morton	26	18	193	69.2	7.42	0	0.0	3	11.5	20	3/19	51.0
Willhite	2	0	0	0.0	0.00	0	0.0	1	50.0	0	0/0	0.0
Upchurch	0	0	0	0.0	0.00	0	0.0	0	0.0	0	1/3	39.5
BRONCOS	311	181	2019	58.2	6.49	8	2.6	19	6.1	51t	24/200	60.8
OPPONENTS	307	172	2350	56.0	7.65	14	4.6	12	3.9	86t	16/116	79.6

FIELD GOAL BREAKDOWN	Distance	1-19	20-29	30-39	40-49	50+	Total
Karlis	2/2	3/3	3/4	3/4	0/0	0/0	11/13
OPPONENTS	3/3	4/6	3/4	4/5	3/6	17/24	

SACKS: Chavous 5, Gradishar 2, Jones 2, Manor 2, D. Smith 2, T. Jackson 1, Latimer 1, Wright 1. **TOTAL: 16**

1982 DEFENSIVE STATS

(based on coaches' film review)

	TT	UT	A	S-YDS	I-YDS	FR
1 Gradishar	151	80	71	2-16	0-0	1
2 Jackson, T.	86	47	39	1-1	1-8	0
3 Ryan	84	54	30	0-0	0-0	0
4 Evans	80	55	25	0-0	0-0	0
5 Smith	65	53	12	2-11	1-29	0
6 Jones	64	34	30	2-11	0-0	0
7 Chavous	62	35	27	5-42	0-0	0
8 Wright, L.	54	44	10	1-11	2-18	1
9 Kyle	52	36	16	0-0	3-26	1
10 Harden	51	35	16	0-0	2-3	1
Carter	51	23	28	0-0	0-0	0
12 Wilson	48	33	15	0-0	2-22	1
Latimer	48	31	17	1-9	0-0	0
14 Trimble	20	12	8	0-0	0-0	0
Manor	20	10	10	2-11	0-0	0
16 Boyd	16	8	8	0-0	0-0	0
17 Thomas	14	9	5	0-0	1-0	0
18 Swenson	11	2	9	0-0	0-0	0
19 Jackson, R.	5	2	3	0-0	0-0	0
Foley	5	1	4	0-0	0-0	0
21 Busick	4	1	3	0-0	0-0	0
TOTALS	991	605	386	16-112	12-106	5

1982 GAMES STARTED

OFFENSE		DEFENSE	
QB DeBerg, Steve	5	DE Chavous, Barney	9
QB Herrmann, Mark	1	DE Jones, Rulon	9
QB Morton, Craig	3	NT Carter, Rubin	6
RB Parros, Rick	9	NT Latimer, Don	3
RB Preston, Dave	5	LB Evans, Larry	9
RB Willhite, Gerald	2	LB Gradishar, Randy	9
RB Winder, Sammy	2	LB Jackson, Tom	9
WR Upchurch, Rick	8	LB Ryan, Jim	9
WR Watson, Steve	9	CB Kyle, Aaron	9
TE Egloff, Ron	1	CB Wilson, Steve	3
TE Odums, Riley	6	CB Wright, Louis	9
TE Wright, Jim	3	S Foley, Steve	1
C Bryan, Billy	9	S Harden, Mike	4
T Lanier, Ken	9	S Smith, Dennis	9
T Minor, Claude	7	S Trimble, Steve	1
T Uecker, Keith	2		
G Glassic, Tom	9		
G Studdard, Dave	9		

1982 COACHES

Dan Reeves (Head Coach), Marvin Bass (Special Assistant), Joe Collier (Asst. Head Coach/Defense), Rod Dowhower (Offensive Coordinator/Wide Receivers), Jerry Frei (Offensive Line), Stan Jones (Defensive Line), Richie McCabe (Defensive Backs), Nick Nicolau (Running Backs), Fran Polsofoot (Tight Ends/Special Teams), Bob Zeman (Linebackers).

1982 LEADERS / RANKINGS

INDIVIDUAL	PLAYER	NO.	AFC RANK	NFL RANK	NFL LEADER	NO.
Scoring	Karlis	48	8	16	Benirschke (SD)	80
Rushing	Willhite	347	15	28	McNeil (NYJ)	786
Passing Yards	DeBerg	1,405	8	19	Fouts (SD)	2,883
Passer Rating	DeBerg	67.2	7	20	Anderson (CIN)	95.3
Receiving Yards	Watson	555	9	12	Chandler (SD)	1,032
Receptions	Parros	37	10	15t	D. Clark (SF)	60
Interceptions	Kyle	3	3t	4t	Walls (DAL)	7
Sacks	Chavous	5	11t	26t	Martin (MIN)	11.5

OFFENSE	NO.	AFC RANK	NFL RANK	NFL LEADER	NO.
Points Per Game	16.4	9	20	San Diego	32.0
Total Yards Per Game	315.2	7	15	San Diego	449.8
Yards Per Play	4.8	7t	16t	San Diego	6.6
Rushing Yards Per Game	113.1	9	17	Buffalo	152.3
Net Passing Yards Per Game	202.1	6	15	San Diego	325.2

DEFENSE	NO.	AFC RANK	NFL RANK	NFL LEADER	NO.
Points Per Game	25.1	12	25	Washington	14.2
Total Yards Per Game	352.1	11	24	Miami	256.9
Yards Per Play	5.1	9	20t	Miami	4.2
Rushing Yards Per Game	103.9	4	7	Pittsburgh	84.7
Net Passing Yards Per Game	248.2	12	26	Miami	114.1

1982 NFL STANDINGS

(As a result of a 57-day players' strike, the 1982 NFL regular-season schedule was reduced from 16 weeks to nine. At the conclusion of the regular season, the NFL conducted a 16-team postseason Super Bowl tournament. Eight teams from each conference were seeded 1-8 based on their records during the season.)

AFC	Team	W	L	T	Pct	PF	PA
	1-L.A. Raiders	8	1	0	.889	260	200
	2-Miami	7	2	0	.778	198	131
	3-Cincinnati	7	2	0	.778	232	177
	4-Pittsburgh	6	3	0	.667	204	146
	5-San Diego	6	3	0	.667	288	221
	6-New York Jets	6	3	0	.667	245	166
	7-New England	5	4	0	.556	143	157
	8-Cleveland	4	5	0	.444	140	182
	Buffalo	4	5	0	.444	150	154
	Seattle	4	5	0	.444	127	147
	Kansas City	3	6	0	.333	176	184
	Denver	2	7	0	.222	148	226
	Houston	1	8	0	.111	136	245
	Baltimore	0	8	1	.056	113	236

NFC	Team	W	L	T	Pct	PF	PA
	1-Washington	8	1	0	.889	190	128
	2-Dallas	6	3	0	.667	226	145
	3-Green Bay	5	3	1	.611	226	169
	4-Minnesota	5	4	0	.556	187	198
	5-Atlanta	5	4	0	.556	183	199
	6-St. Louis	5	4	0	.556	135	170
	7-Tampa Bay	5	4	0	.556	158	178
	8-Detroit	4	5	0	.444	181	176
	New Orleans	4	5	0	.444	129	160
	New York Giants	4	5	0	.444	164	160
	San Francisco	3	6	0	.333	209	206
	Chicago	3	6	0	.333	141	174
	Philadelphia	3	6	0	.333	191	195
	L.A. Rams	2	7	0	.222	200	250

FIRST ROUND PLAYOFF GAMES

1/8 - at Miami 28, New England 13
 1/8 - at L.A. Raiders 27, Cleveland 10
 1/8 - at Washington 31, Detroit 7
 1/8 - at Green Bay 41, St. Louis 16
 1/9 - New York Jets 44, at Cincinnati 17
 1/9 - San Diego 31, at Pittsburgh 28
 1/9 - at Minnesota 30, Atlanta 24
 1/9 - at Dallas 30, Tampa Bay 17

SECOND ROUND PLAYOFF GAMES

1/15 - New York Jets 17, at L.A. Raiders 14
 1/15 - at Washington 21, Minnesota 7
 1/16 - at Miami 34, San Diego 13
 1/16 - at Dallas 37, Green Bay 26

CONFERENCE CHAMPIONSHIPS

1/22 - at Washington 31, Dallas 17
 1/23 - at Miami 14, New York Jets 0

SUPER BOWL XVII (PASADENA, CALIF.)

1/30 - Washington 27, Miami 17

1981 FINAL STATISTICS (10-6)

Head Coach: Dan Reeves AFC West: 2nd Home Stadium: Mile High Stadium

Date	W-L	Score	Opponent	Attendance	RUSHING	No.	Yds.	Avg	LG	TD
Sept 6	W	9-7	Oakland	74,796	Parros	176	749	4.3	25	2
Sept 13	L	10-13	at Seattle	58,513	Preston	183	640	3.5	23	0
Sept 20	W	28-10	Baltimore	74,804	Reed	68	156	2.3	10	0
Sept 27	W	42-24	San Diego	74,844	Canada	33	113	3.4	11	3
Oct 4	W	17-0	at Oakland	51,035	Lytle	30	106	3.5	18	4
Oct 11	W	27-21	Detroit	74,816	Upchurch	5	56	11.2	37	0
Oct 18	L	14-28	at Kansas City	74,672	DeBerg	9	40	4.4	11	0
Oct 25	L	7-9	at Buffalo	77,757	Morton	8	18	2.3	5	0
Nov 2	W	19-17	Minnesota	74,834	Wright	1	11	11.0	11	0
Nov 8	W	23-20	Cleveland (OT)	74,859	Watson	2	6	3.0	6	0
Nov 15	W	24-7	at Tampa Bay	64,518	BRONCOS	515	1895	3.7	37	12
Nov 22	L	21-38	at Cincinnati	57,207	OPPONENTS	467	2005	4.3	82t	17
Nov 29	L	17-34	at San Diego	51,533	RECEIVING	No.	Yds	Avg	LG	TD
Dec 6	W	16-13	Kansas City	74,744	Watson	60	1244	20.7	95t	13
Dec 13	W	23-13	Seattle	74,527	Preston	52	507	9.8	37	0
Dec 20	L	24-35	at Chicago	40,125	Odoms	38	516	13.6	28	5

TEAM STATISTICS	Den	Opp
TOTAL FIRST DOWNS	306	268
Rushing	91	103
Passing	181	142
Penalty	34	23
Third-Down Made/Att.	86/230	74/219
Third-Down Efficiency	37%	34%
TOTAL NET YARDS	5426	4878
Avg. Per Game	339.1	304.9
Total Plays	1062	1000
Avg. Gain Per Play	5.1	4.9
NET YARDS RUSHING	1895	2005
Avg. Per Game	118.4	125.3
Total Rushes	515	467
Avg. Per Rush	3.7	4.3
NET YARDS PASSING	3531	2873
Avg. Per Game	220.7	179.6
Sacked/Yards Lost	61/461	36/295
Gross Yards	3992	3168
Att./Completions	485/289	497/267
Completion Pct.	60%	54%
Had Intercepted	21	23
Average per Pass Play	6.5	5.4
PUNTS/AVERAGE	86/40.4	88/43.1
NET PUNTING AVG	34.8	36.0
TOTAL RETURN YARDAGE	1584	1800
Punt Returns/Average	51/8.6	46/8.4
Kickoff Returns/Average	47/17.0	47/21.4
Intercept. Ret./Average	23/14.9	21/19.3
PENALTIES/YARDS	99/832	104/949
FUMBLES/BALL LOST	26/18	36/23
TOUCHDOWNS	39	35
Rushing	12	17
Passing	27	13
Returns	0	5
Extra Points Made/Attempts	36/38	34/35
Field Goals Made/Attempts	17/30	15/27
TOTAL POINTS	321	289

SCORE BY PERIODS	1	2	3	4	OT	Total
BRONCOS	67	91	74	86	3	321
OPPONENTS	63	80	71	75	0	289

SCORING	TD	Ru	Pa	Rt	PAT	FG	S	PTS
Steinfort	0	0	0	0	36/37	17/30	0	87
Watson	13	0	13	0	0/0	0/0	0	78
Lytle	5	4	1	0	0/0	0/0	0	30
Odoms	5	0	5	0	0/0	0/0	0	30
Canada	4	3	1	0	0/0	0/0	0	24
Upchurch	3	0	3	0	0/0	0/0	0	18
Parros	3	2	1	0	0/0	0/0	0	18
Preston	3	3	0	0	0/0	0/0	0	18
Egloff	1	0	1	0	0/0	0/0	0	6
Wright	1	0	1	0	0/0	0/0	0	6
Moses	1	0	1	0	0/0	0/0	0	6
Prestridge	0	0	0	0	0/1	0/0	0	0
BRONCOS	39	12	27	0	36/38	17/30	0	321
OPPONENTS	35	17	13	5	34/35	15/27	0	289

PASSING	Att.	Comp.	Yds.	Cmp.%	Yd./Att.	TD	TD%	Int.	Int.%	LG	Tkd/Yds	Rtg.
Morton	376	225	3195	59.8	8.50	21	5.6	14	3.7	95t	54/394	90.5
DeBerg	108	64	797	59.3	7.38	6	5.6	6	5.6	44	7/67	77.5
Reed	1	0	0	0.0	0.00	0	0.0	0	0.0	0	0/0	0.0
BRONCOS	485	289	3992	59.6	8.23	227	5.6	21	4.3	95t	61/461	86.7
OPPONENTS	497	267	3168	53.7	6.37	13	2.6	23	4.6	65t	36/295	62.8

1981 DEFENSIVE STATS

(based on coaches' film review)

	TT	UT	A	S-YDS	I-YDS	FR
1 Gradishar	258	168	90	1-8	4-38	0
2 Swenson	145	103	42	3-27	3-53	3
3 Jackson	144	95	49	4-33	0-0	1
4 Evans	126	81	45	2-10	1-1	1
5 Carter	101	67	34	3-18	0-0	1
6 Chavous	93	58	35	4-29	0-0	1
7 Thompson	91	59	32	1-9	4-14	2
8 Foley	87	53	34	0-0	5-81	1
9 Latimer	71	51	20	2-5-30	0-0	1
Jones	71	37	34	9.5-86	0-0	1
11 Kyle	68	62	6	0-0	2-40	4
12 Smith, D.	45	42	3	0-0	1-65	2
13 Manor	39	27	12	4-35	1-16	0
14 Harden	37	23	14	0-0	2-34	1
15 Smith, P.	35	32	3	0-0	0-0	0
16 Boyd	34	19	15	1-10	0-0	1
17 Wright, L.	32	25	7	1-11	0-0	1
18 Ryan	22	15	7	0-0	0-0	0
19 Busick	1	1	0	0-0	0-0	2
Merrill	1	1	0	0-0	0-0	0
TOTALS	1,501	1,019	482	36-306	23-342	23

1981 GAMES STARTED

OFFENSE	DEFENSE
QB Morton, Craig	16 DE Chavous, Barney
RB Parros, Rick	16 DE Jones, Rulon
RB Preston, Dave	15 NT Carter, Rubin
WR Moses, Haven	6 LB Evans, Larry
WR Upchurch, Rick	10 LB Gradishar, Randy
WR Watson, Steve	12 LB Jackson, Tom
WR Wilson, Steve	1 LB Swenson, Bob
TE Egloff, Ron	5 CB Kyle, Aaron
TE Odums, Riley	15 CB Smith, Dennis
C Bryan, Billy	13 CB Smith, Perry
C Hyde, Glenn	3 CB Wright, Louis
T Clark, Kelvin	3 S Foley, Steve
T Lanier, Ken	1 S Harden, Mike
T Minor, Claudie	13 S Thompson, Billy
T Studdard, Dave	16
G Glassic, Tom	16
G Howard, Paul	15

1981 COACHES

Dan Reeves (Head Coach), Joe Collier (Defensive Coordinator), Rod Dowhower (Wide Receivers), Jerry Frei (Offensive Line), Reed Johnson (Special Teams), Stan Jones (Defensive Line), Charlie Lee (Running Backs), Richie McCabe (Defensive Backs), Nick Nicolau (Special Assistant), Fran Poltfoot (Tight Ends), Bob Zeman (Linebackers).

1981 LEADERS / RANKINGS

INDIVIDUAL	PLAYER	NO.	AFC RANK	NFL RANK	NFL LEADER	NO.
Scoring	Steinfort	87	6	15t	Two Players	121
Rushing	Parros	749	12	24	Rogers (NO)	1674
Passing Yards	Morton	3,195	6	11	Fouts (SD)	4,802
Passer Rating	Morton	90.6	2t	2t	Anderson (CIN)	98.4
Receiving Yards	Watson	1,244	1t	3t	Jenkins (ATL)	1,358
Receptions	Watson	60	13	24	Winslow (SD)	88
Interceptions	Foley	5	6t	21t	Walls (DAL)	11

OFFENSE	NO.	AFC RANK	NFL RANK	NFL LEADER	NO.
Points Per Game	20.1	9	17	San Diego	29.9
Total Yards Per Game	339.1	7	14	San Diego	421.5
Yards Per Play	5.1	7t	14t	San Diego	6.0
Rushing Yards Per Game	118.4	11	21	Detroit	174.7
Net Passing Yards Per Game	220.7	5	8	San Diego	296.2

DEFENSE	NO.	AFC RANK	NFL RANK	NFL LEADER	NO.
Points Per Game	18.1	4	9	Philadelphia	13.8
Total Yards Per Game	304.9	2	6	Philadelphia	277.9
Yards Per Play	4.9	3t	9t	New York Giants	4.2
Rushing Yards Per Game	125.3	7	13	Detroit	101.4
Net Passing Yards Per Game	179.6	2	5	Philadelphia	168.5

1981 NFL STANDINGS

AFC EAST

Team	W	L	T	Pct	PF	PA
y-Miami	11	4	1	.719	345	275
x-New York Jets	10	5	1	.656	355	287
x-Buffalo	10	6	0	.625	311	276
New England	2	14	0	.125	322	370
Baltimore	2	14	0	.125	259	533

AFC CENTRAL

Team	W	L	T	Pct	PF	PA
*y-Cincinnati	12	4	0	.750	421	304
Pittsburgh	8	8	0	.500	356	297
Houston	7	9	0	.438	281	355
Cleveland	5	11	0	.313	276	375

AFC WEST

Team	W	L	T	Pct	PF	PA
y-San Diego	10	6	0	.625	478	390
Denver	10	6	0	.625	321	289
Kansas City	9	7	0	.563	343	290
Oakland	7	9	0	.438	273	343
Seattle	6	10	0	.375	322	388

NFC EAST

Team	W	L	T	Pct	PF	PA
y-Dallas	12	4	0	.750	367	277
x-Philadelphia	10	6	0	.625	368	221
x-New York Giants	9	7	0	.563	295	257
Washington	8	8	0	.500	347	349
St. Louis	7	9	0	.438	315	408

NFC CENTRAL

Team	W	L	T	Pct	PF	PA
y-Tampa Bay	9	7	0	.563	315	268
Detroit	8	8	0	.500	397	322
Green Bay	8	8	0	.500	324	361
Minnesota	7	9	0	.438	325	369
Chicago	6	10	0	.375	253	324

NFC WEST

Team	W	L	T	Pct	PF	PA
*y-San Francisco	13	3	0	.813	357	250
Atlanta	7	9	0	.438	426	355
Los Angeles	6	10	0	.375	303	351
New Orleans	4	12	0	.250	207	378

x - Wild Card Qualifier; y - Division Title; * - Home-field Advantage

WILD CARD PLAYOFF GAMES

12/27 - Buffalo 31, at New York Jets 27
12/27 - New York Giants 27, at Philadelphia 21

DIVISIONAL PLAYOFF GAMES

1/2 - San Diego 41, at Miami 38 (OT)
1/2 - at Dallas 38, Tampa Bay 0
1/3 - at Cincinnati 28, Buffalo 21
1/3 - at San Francisco 38, New York Giants 24

CONFERENCE CHAMPIONSHIPS

1/10 - at Cincinnati 27, San Diego 7
1/10 - at San Francisco 28, Dallas 27

SUPER BOWL XVI (PONTIAC, MICH.)

1/24 - San Francisco 26, Cincinnati 21

1980 FINAL STATISTICS (8-8)

Head Coach: Red Miller AFC West: 4th Home Stadium: Mile High Stadium

Date	W-L	Score	Opponent	Attendance	RUSHING	No.	Yds.	Avg	LG	TD
Sept 7	L	6-27	at Philadelphia	70,307	Jensen	101	476	4.7	32	2
Sept 14	W	41-20	Dallas	74,919	Armstrong	106	470	4.4	20	4
Sept 21	L	13-30	San Diego	74,970	Preston	111	385	3.5	19	4
Sept 29	L	14-23	at New England	59,602	Lytle	57	223	3.9	35	1
Oct 5	W	19-16	at Cleveland	81,065	Keyworth	38	127	3.3	14	1
Oct 13	W	20-17	Washington	74,657	McCutcheon	12	52	4.3	12	0
Oct 19	L	17-23	Kansas City	74,459	Upchurch	5	49	9.8	21	0
Oct 26	W	14-9	at N.Y. Giants	67,598	Robinson	21	47	2.2	22	3
Nov 2	L	16-20	Houston	74,717	Morton	21	29	1.4	9	1
Nov 9	W	20-13	at San Diego	51,435	Moorehead	6	7	3.5	4	0
Nov 16	W	31-24	N.Y. Jets	72,114	Knapple	6	0	0.0	0	0
Nov 23	W	36-20	Seattle	73,274	BRONCOS	480	1865	3.9	35	16
Dec 1	L	3-9	at Oakland	51,583	OPPONENTS	554	2117	3.8	55	10
Dec 7	L	14-31	at Kansas City	40,237						
Dec 14	L	21-24	Oakland	73,974						
Dec 21	W	25-17	at Seattle	51,853						

TEAM STATISTICS	Den	Opp
TOTAL FIRST DOWNS	286	303
Rushing	107	125
Passing	158	158
Penalty	21	20
Third-Down Made/Att.	84/223	91/228
Third-Down Efficiency	38%	40%
TOTAL NET YARDS	4642	5242
Avg. Per Game	290.1	327.6
Total Plays	992	1043
Avg. Gain Per Play	4.7	5.0
NET YARDS RUSHING	1865	2117
Avg. Per Game	116.6	132.3
Total Rushes	480	554
NET YARDS PASSING	2777	3125
Avg. Per Game	173.6	195.3
Sacked/Yards Lost	44/330	39/324
Gross Yards	3107	3449
Att./Completions	467/262	449/270
Completion Pct.	56%	60%
Had Intercepted	25	16
Average per Pass Play	5.4	6.4
PUNTS/AVERAGE	70/41.9	70/41.6
NET PUNTING AVG	35.9	34.1
TOTAL RETURN YARDAGE	2041	2021
Punt Returns/Average	42/9.7	52/8.5
Kickoff Returns/Average	62/20.8	55/21.6
Intercept. Ret./Average	16/21.4	25/15.6
PENALTIES/YARDS	93/899	101/850
FUMBLES/BALL LOST	25/12	26/12
TOUCHDOWNS	33	34
Rushing	16	10
Passing	14	20
Returns	3	4
Extra Points Made/Attempts	32/33	32/34
Field Goals Made/Attempts	26/34	29/40
TOTAL POINTS	310	323

SCORE BY PERIODS	1	2	3	4	OT	Total
BRONCOS	63	90	86	71	0	310
OPPONENTS	39	158	38	88	0	323

SCORING	TD	Ru	Pa	Rt	PAT	FG	S	PTS
Steinfeld	0	0	0	0	32/33	26/34	0	110
Odoms	6	0	6	0	0/0	0/0	0	36
Moses	4	0	4	0	0/0	0/0	0	24
Preston	4	4	0	0	0/0	0/0	0	24
Armstrong	4	4	0	0	0/0	0/0	0	24
Robinson	3	3	0	0	0/0	0/0	0	18
Upchurch	3	0	3	0	0/0	0/0	0	18
Jensen	3	2	1	0	0/0	0/0	0	18
Lytle	1	1	0	0	0/0	0/0	0	6
Morton	1	1	0	0	0/0	0/0	0	6
Gradishar	1	0	0	1	0/0	0/0	0	6
Latimer	1	0	0	1	0/0	0/0	0	6
Keyworth	1	1	0	0	0/0	0/0	0	6
Thompson	1	0	0	1	0/0	0/0	0	6
Jones	0	0	0	0	0/0	0/0	1	2
BRONCOS	33	16	14	3	32/33	26/34	1	310
OPPONENTS	34	10	20	4	32/34	29/40	0	323

PASSING	Att.	Comp.	Yds.	Cmp. %	Yd./Att.	TD	TD %	Int.	Int. %	LG	Tkd/Yds	Rtg.
Morton	301	183	2150	60.8	7.14	12	4.0	13	4.3	41	26/190	77.8
Robinson	162	78	942	48.1	5.81	2	1.2	12	7.4	52	17/136	39.5
Knapple	4	1	15	25.0	3.75	0	0.0	0	0.0	15	0/0	42.7
McCutcheon	0	0	0	0.0	0.00	0	0.0	0	0.0	0	1/4	39.5
BRONCOS	467	262	3107	56.1	6.65	14	3.0	25	5.4	52	44/330	64.0
OPPONENTS	449	270	3449	60.1	7.68	20	4.5	16	3.6	561	39/324	84.1

1980 DEFENSIVE STATS

(based on coaches' film review)

	TT	UT	A	S-YDS	I-YDS	FR
1 Gradishar	250	150	100	1-6	2-96	0
2 Evans	170	112	58	1-9	1-13	0
3 Jackson, T.	169	106	63	5-53	0-0	0
4 Naime	150	109	41	0-0	1-2	2
5 Thompson	122	81	41	0-0	2-49	0
6 Carter	111	76	35	3-536	0-0	2
7 Foley	106	77	29	0-0	4-115	0
8 Chavous	101	55	46	4-540	0-0	1
9 Jones	82	47	35	11-598	0-0	1
10 Wright	76	59	17	0-0	0-0	2
11 Kyle	72	53	19	0-0	0-0	1
12 Latimer	71	50	21	1-8	1-15	0
13 Manor	64	40	24	2-18	0-0	1
14 Boyd	42	27	15	9-87	0-0	1
15 Rizzo	35	22	13	0-0	0-0	0
16 Ryan	29	18	11	0-0	1-21	0
17 Harvey	27	20	7	0-0	1-18	0
18 Short	24	15	9	0-0	0-0	0
19 Jackson, B.	23	17	6	0-0	1-11	0
20 Smith, P.	7	5	2	0-0	2-3	0
21 Harden	3	3	0	0-0	0-0	0
TOTALS	1,734	1,142	592	39-355	16-343	11

1980 GAMES STARTED

OFFENSE	DEFENSE		
QB Morton, Craig	9	DE Chavous, Barney	16
QB Robinson, Matt	7	DE Jones, Rulon	1
RB Armstrong, Otis	6	DE Manor, Brison	15
RB Jensen, Jim	13	NT Carter, Rubin	16
RB Keyworth, Jon	3	LB Evans, Larry	12
RB Preston, Dave	10	LB Gradishar, Randy	16
WR Moses, Haven	14	LB Jackson, Tom	16
WR Upchurch, Rick	14	LB Nairne, Rob	16
WR Watson, Steve	1	LB Rizzo, Joe	4
TE Egloff, Ron	4	CB Kyle, Aaron	9
TE Odoms, Riley	15	CB Smith, Perry	1
C Bryan, Billy	16	CB Wright, Louis	15
T Clark, Kelvin	5	S Foley, Steve	16
T Minor, Claudie	15	S Harvey, Maurice	3
T Studdard, Dave	12	S Jackson, Bernard	4
G Glassic, Tom	14	S Thompson, Billy	16
G Howard, Paul	13		
G Hyde, Glenn	5		

1980 COACHES

Red Miller (Head Coach), Marv Braden (Special Teams), Joe Collier (Defensive Coordinator), Whitey Doveil (Offensive Line), Rod Dowhower (Offensive Coordinator), Stan Jones (Defensive Line), Richie McCabe (Defensive Backs), Fran Poltfoot (Wide Receivers), Paul Roach (Offensive Backfield), Bob Zeman (Linebackers).

1980 LEADERS / RANKINGS

INDIVIDUAL	PLAYER	NO.	AFC RANK	NFL RANK	NFL LEADER	NO.
Scoring	Steinfeld	110	3	4	Smith (NE)	129
Rushing	Jensen	476	20	39	Campbell (HOU)	1934
Passing Yards	Morton	2,150	12	24	Fouts (SD)	4,715
Passer Rating	Morton	77.9	3	10	Sipe (CLE)	91.4
Receiving Yards	Moses	674	21	37	Jefferson (SD)	1,340
Receptions	Jensen	49	14	23	Winslow (SD)	89
Interceptions	Foley	4	7	7	Hayes (OAK)	13

OFFENSE	NO.	AFC RANK	NFL RANK	NFL LEADER	NO.
Points Per Game	19.4	8	16	Philadelphia	13.9
Total Yards Per Game	327.6	10	15	Buffalo	256.3
Yards Per Play	4.7	10	15	Philadelphia	4.3
Rushing Yards Per Game	116.6	12	20	Los Angeles	174.9
Net Passing Yards Per Game	173.6	10	18	San Diego	283.2

DEFENSE	NO.	AFC RANK	NFL RANK	NFL LEADER	NO.
Points Per Game	20.2	8	16	Philadelphia	13.9
Total Yards Per Game	327.6	10	15	Buffalo	256.3
Yards Per Play	5.0	9	15	Philadelphia	4.3
Rushing Yards Per Game	132.3	12	20	Philadelphia	101.1
Net Passing Yards Per Game	195.3	9	15	Washington	156.5

1980 NFL STANDINGS

AFC EAST

Team	W	L	T	Pct	PF	PA
y-Buffalo	11	5	0	.688	320	260
New England	10	6	0	.625	441	325
Miami	8	8	0	.500	266	305
Baltimore	7	9	0	.438	355	387
New York Jets	4	12	0	.250	302	395

AFC CENTRAL

Team	W	L	T	Pct	PF	PA
y-Cleveland	11	5	0	.688	357	310
x-Houston	11	5	0	.688	295	251
Pittsburgh	9	7	0	.563	352	313
Cincinnati	6	10	0	.375	244	312

AFC WEST

Team	W	L	T	Pct	PF	PA
*y-San Diego	11	5	0	.688	418	327
x-Oakland	11	5	0	.688	364	306
Kansas City	8	8	0	.500	319	336
Denver	8	8	0	.500	310	323
Seattle	4	12	0	.250	291	408

NFC EAST

Team	W	L	T	Pct	PF	PA
y-Philadelphia	12	4	0	.750	384	222
x-Dallas	12	4	0	.750	454	311
Washington	6	10	0	.375	261	293
St. Louis	5	11	0	.313	299	350
New York Giants	4	12	0	.250	249	425

NFC CENTRAL

Team	W	L	T	Pct	PF	PA
y-Minnesota	9	7	0	.563	317	308
Detroit	9	7	0	.563	334	272
Chicago	7	9	0	.438	304	264
Tampa Bay	5	10	1	.344	271	341
Green Bay	5	10	1	.344	231	371

NFC WEST

Team	W	L	T	Pct	PF	PA
*y-Atlanta	12	4	0	.750	405	272
x-Los Angeles	11	5	0	.688	424	289
San Francisco	6	10	0	.375	320	415
New Orleans	1	15	0	.063	291	487

x - Wild Card Qualifier; y - Division Title; * - Home-field Advantage

WILD CARD PLAYOFF GAMES

12/28 - at Oakland 27, Houston 7

12/28 - at Dallas 34, Los Angeles 13

DIVISIONAL PLAYOFF GAMES

1/3 - at San Diego 20, Buffalo 14

1/3 - at Philadelphia 31, Minnesota 16

1/4 - Oakland 14, at Cleveland 12

1/4 - Dallas 30, at Atlanta 27

CONFERENCE CHAMPIONSHIPS

1/11 - Oakland 34, at San Diego 27

1/11 - at Philadelphia 20, Dallas 7

SUPER BOWL XV (NEW ORLEANS)

1/25 - Oakland 27, Philadelphia 10

1979 FINAL STATISTICS (10-6)

Head Coach: Red Miller AFC West: 2nd Home Stadium: Mile High Stadium

Date	W-L	Score	Opponent	Attendance	RUSHING	No.	Yds.	Avg	LG	TD
Sept 2	W	10-0	Cincinnati	74,788	Armstrong	108	453	4.2	26	2
Sept 6	L	9-13	Los Angeles	74,884	Jensen	106	400	3.8	30	1
Sept 16	W	20-17	at Atlanta (OT)	57,677	Lytle	102	371	3.6	19	4
Sept 23	W	37-34	Seattle	74,879	Keyworth	81	323	4.0	17	1
Sept 30	L	3-27	at Oakland	52,632	Preston	43	169	3.9	18	1
Oct 7	W	7-0	San Diego	74,997	Canada	36	143	4.0	17	0
Oct 14	W	24-10	at Kansas City	74,292	Weese	18	116	6.4	20	3
Oct 22	L	7-42	at Pittsburgh	49,699	Prestridge	1	29	29.0	29	0
Oct 28	W	20-3	Kansas City	74,908	Morton	23	13	0.6	7	1
Nov 4	W	10-3	New Orleans	74,482	Upchurch	3	17	5.7	18	0
Nov 11	W	45-10	New England	74,379	Dixon	3	9	3.0	7	0
Nov 18	W	38-28	at San Francisco	42,910	Odoms	1	-7	-7.0	-7	0
Nov 25	L	10-14	Oakland	74,186	BRONCOS	525	2036	3.8	30	13
Dec 2	W	19-16	at Buffalo	37,886	OPPONENTS	502	1693	3.4	72	16
Dec 8	L	23-28	at Seattle	60,038	RECEIVING	No.	Yds	Avg	Long	TD
Dec 17	L	7-17	at San Diego	51,906	Upchurch	64	937	14.6	47	7

TEAM STATISTICS	Den	Opp
TOTAL FIRST DOWNS	306	273
Rushing	130	100
Passing	149	146
Penalty	27	27
Third-Down Made/Att.	77/222	95/248
Third-Down Efficiency	35%	35%
TOTAL NET YARDS	5142	4852
Avg. Per Game	321.4	303.3
Total Plays	1044	1033
Avg. Gain Per Play	4.9	4.7
NET YARDS RUSHING	2040	1693
Avg. Per Game	127.5	105.8
Total Rushes	524	502
NET YARDS PASSING	3102	3159
Avg. Per Game	193.9	197.4
Sacked/Yards Lost	44/331	19/162
Gross Yards	3433	3321
Att./Completions	476/260	512/296
Completion Pct.	55%	58%
Had Intercepted	23	19
PUNTS/AVERAGE	89/39.9	88/42.1
NET PUNTING AVG	33.0	34.1
PENALTIES/YARDS	116/1006	118/1033
FUMBLES/BALL LOST	35/18	30/19
TOUCHDOWNS	36	31
Rushing	13	16
Passing	18	11
Returns	5	4
TOTAL POINTS	289	262

SCORE BY PERIODS	1	2	3	4	OT	Total
BRONCOS	64	83	99	40	3	289
OPPONENTS	37	107	44	74	0	262

SCORING	TD	Ru	Pa	Rt	PAT	FG	S	PTS
Turner	0	0	0	0	32/34	13/21	0	71
Upchurch	7	0	7	0	0/0	0/0	0	42
Moses	6	0	6	0	0/0	0/0	0	36
Lytle	4	4	0	0	0/0	0/0	0	24
Weese	3	3	0	0	0/0	0/0	0	18
Armstrong	3	2	1	0	0/0	0/0	0	18
Preston	2	1	1	0	0/0	0/0	0	12
Jensen	2	1	1	0	0/0	0/0	0	12
Morton	1	1	0	0	0/0	0/0	0	6
Keyworth	1	1	0	0	0/0	0/0	0	6
Odoms	1	0	1	0	0/0	0/0	0	6
Studdard	1	0	1	0	0/0	0/0	0	6
Swenson	1	0	0	1	0/0	0/0	0	6
Nairne	1	0	0	1	0/0	0/0	0	6
Thompson	1	0	0	1	0/0	0/0	0	6
Wright	1	0	0	1	0/0	0/0	0	6
Carter	1	0	0	1	0/0	0/0	0	6
TEAM	0	0	0	0	0/0	0/0	1	2
BRONCOS	36	13	18	5	32/34	13/21	1	289
OPPONENTS	31	16	11	4	31/31	15/26	0	262

PASSING	Att.	Comp.	Yds.	Cmp.%	Yd./Att.	TD	TD%	Int.	Int.%	LG	Tkd/Yds	Rtg.
Morton	370	204	2626	55.1	7.10	16	4.3	19	5.1	64t	31/245	70.6
Weese	97	53	731	54.6	7.54	1	1.0	3	3.1	50	13/86	69.4
Penrose	5	2	44	40.0	8.80	0	0.0	1	20.0	29	0/0	70.3
Keyworth	1	0	32	100.0	32.00	1	100.0	0	0.0	32t	0/0	158.3
Preston	1	0	0	0.0	0.00	0	0.0	0	0.0	0	0/0	39.5
Upchurch	1	0	0	0.0	0.00	0	0.0	0	0.0	0	0/0	39.5
Prestridge	1	0	0	0.0	0.00	0	0.0	0	0.0	0	0/0	39.5
BRONCOS	476	260	3433	54.6	7.21	18	3.8	23	4.8	64t	44/331	70.3
OPPONENTS	512	296	3321	57.8	6.49	11	2.1	19	3.7	65	19/162	68.8

1979 DEFENSIVE STATS

(based on coaches' film review)

	TT	UT	A	S-YDS	I-YDS	FR
1 Gradishar	235	146	89	0-0	0-0	1
2 Swenson	163	110	53	0-0	3-0	4
3 Chavous	122	82	40	4-31	0-0	0
4 Rizzo	121	85	36	0-0	2-25	1
5 Jackson, T.	107	71	36	3.5-25	1-34	2
6 Manor	102	72	30	6.5-59	0-0	1
7 Thompson	101	74	27	1-9	4-57	1
8 Carter	91	46	45	0-0	0-0	2
9 Wright	90	73	17	0-0	2-20	0
10 Foley	79	62	17	0-0	6-14	1
11 Grant	66	43	23	0.5-7	0-0	1
12 Latimer	64	44	20	1-9	0-0	1
13 Evans	59	46	13	1.5-15	0-0	0
West	59	37	22	0-0	1-26	1
15 Jackson, B.	56	34	22	0-0	0-0	0
16 Nairne	46	32	14	0-0	0-0	0
17 Radford	17	9	8	1-6	0-0	1
18 Pane	6	4	2	0-0	0-0	0
19 Ryan	5	4	1	0-0	0-0	1
20 Lathrop	1	1	0	0-0	0-0	0
TOTALS	1,590	1,075	515	19-161	19-189	18

1979 GAMES STARTED

OFFENSE		DEFENSE	
QB Morton, Craig	10	DE Chavous, Barney	16
QB Weese, Norris	6	DE Manor, Brison	16
RB Armstrong, Otis	1	NT Carter, Rubin	15
RB Jensen, Jim	7	NT Latimer, Don	1
RB Keyworth, Jon	9	LB Evans, Larry	4
RB Lytle, Rob	12	LB Gradishar, Randy	15
RB Preston, Dave	3	LB Jackson, Tom	13
WR Moses, Haven	16	LB Nairne, Rob	4
WR Upchurch, Rick	16	LB Rizzo, Joe	12
TE Egloff, Ron	4	LB Swenson, Bob	16
TE Odoms, Riley	12	CB Foley, Steve	16
C Bryan, Billy	16	CB Wright, Louis	16
T Minor, Claude	16	S Jackson, Bernard	9
T Studdard, Dave	16	S Thompson, Billy	16
G Glassic, Tom	16	S West, Charlie	7
G Howard, Paul	16		

1979 COACHES

Red Miller (Head Coach), Marv Braden (Special Teams), Joe Collier (Defensive Coordinator), Whitley Dovell (Offensive Line), Stan Jones (Defensive Line), Richie McCabe (Defensive Backs), Babe Parilli (Quarterbacks), Fran Polstoof (Wide Receivers), Paul Roach (Offensive Backfield), Bob Zeman (Linebackers).

1979 LEADERS / RANKINGS

INDIVIDUAL	PLAYER	NO.	AFC RANK	NFL RANK	NFL LEADER	NO.
Scoring	Turner	71	11	18	Smith (NE)	115
Rushing	Armstrong	453	22	44	Campbell (HOU)	1,697
Passing Yards	Morton	2,626	10	16	Fouts (SD)	4,082
Passer Rating	Morton	70.7	11	16	Staubach (DAL)	92.3
Receiving Yards	Moses	943	9	15	Largent (SEA)	1,237
Receptions	Upchurch	64	5	9	Washington (BAL)	82
Interceptions	Foley	6	4t	6t	Reinfieldt (HOU)	12

DEFENSE	NO.	AFC RANK	NFL RANK	NFL LEADER	NO.
Points Per Game	18.1	11	20	Pittsburgh	26.0
Total Yards Per Game	321.4	8	12	Pittsburgh	391.1
Yards Per Play	4.9	6	9	Pittsburgh	5.8
Rushing Yards Per Game	127.5	9	18	New York Jets	165.4
Net Passing Yards Per Game	193.9	9	13	San Diego	244.7

DEFENSE	NO.	AFC RANK	NFL RANK	NFL LEADER	NO.
Points Per Game	16.4	3t	5t	Tampa Bay	14.8
Total Yards Per Game	303.3	5	10	Tampa Bay	246.8
Yards Per Play	4.7	5	11	Tampa Bay	3.9
Rushing Yards Per Game	105.8	1	1	Denver	105.8
Net Passing Yards Per Game	197.4	11	23	Tampa Bay	129.8

1979 NFL STANDINGS

AFC EAST

Team	W	L	T	Pct	PF	PA
y-Miami	10	6	0	.625	341	257
New England	9	7	0	.563	411	326
New York Jets	8	8	0	.500	337	383
Buffalo	7	9	0	.438	268	279
Baltimore	5	11	0	.313	271	351

AFC CENTRAL

Team	W	L	T	Pct	PF	PA
y-Pittsburgh	12	4	0	.750	416	262
x-Houston	11	5	0	.688	362	331
Cleveland	9	7	0	.563	359	352
Cincinnati	4	12	0	.250	337	421

AFC WEST

Team	W	L	T	Pct	PF	PA
*y-San Diego	12	4	0	.750	411	246
x-Denver	10	6	0	.625	289	262
Seattle	9	7	0	.563	378	372
Oakland	9	7	0	.563	365	337
Kansas City	7	9	0	.438	238	262

NFC EAST

Team	W	L	T	Pct	PF	PA
*y-Dallas	11	5	0	.688	371	313
x-Philadelphia	11	5	0	.688	339	282
Washington	10	6	0	.625	348	295
New York Giants	6	10	0	.375	237	323
St. Louis	5	11	0	.313	307	358

NFC CENTRAL

Team	W	L	T	Pct	PF	PA
y-Tampa Bay	10	6	0	.625	273	237
x-Chicago	10	6	0	.625	306	249
Minnesota	7	9	0	.438	259	337
Green Bay	5	11	0	.313	246	316
Detroit	2	14	0	.125	219	365

NFC WEST

Team	W	L	T	Pct	PF	PA
y-Los Angeles	9	7	0	.563	323	309
New Orleans	8	8	0	.500	370	360
Atlanta	6	10	0	.375	300	388
San Francisco	2	14	0	.125	308	416

x - Wild Card Qualifier; y - Division Title; * - Home-field Advantage

WILD CARD PLAYOFF GAMES

12/23 - at Houston 13, Denver 7

12/23 - at Philadelphia 27, Chicago 17

DIVISIONAL PLAYOFF GAMES

12/29 - at Houston 17, at San Diego 14

12/29 - at Tampa Bay 24, Philadelphia 17

12/30 - at Pittsburgh 34, Miami 14

12/30 - Los Angeles 21, at Dallas 19

CONFERENCE CHAMPIONSHIPS

1/6 - at Pittsburgh 27, Houston 13

1/6 - Los Angeles 9, at Tampa Bay 0

SUPER BOWL XIV (PASADENA, CALIF.)

1/20 - Pittsburgh 31, Los Angeles 19

1978 FINAL STATISTICS (10-6)

Head Coach: Red Miller AFC West: 1st Home Stadium: Mile High Stadium

Date	W-L	Score	Opponent	Attendance	RUSHING	No.	Yds.	Avg	LG	TD
Sept 3	W	14-6	Oakland	74,904	Perrin	108	455	4.2	28	4
Sept 11	L	9-12	at Minnesota (OT)	46,508	Keyworth	112	444	4.0	30	3
Sept 17	W	27-14	San Diego	74,983	Armstrong	112	381	3.4	20	1
Sept 24	W	23-17	at Kansas City (OT)	60,593	Canada	79	365	4.6	47	3
Oct 1	W	28-7	Seattle	74,989	Lytle	81	341	4.2	25	2
Oct 8	L	0-23	at San Diego	50,077	Preston	66	296	4.5	16	1
Oct 16	W	16-7	Chicago	75,008	Morton	17	71	4.2	12	0
Oct 22	L	6-7	at Baltimore	54,057	Weese	17	48	2.8	8	1
Oct 29	W	20-17	at Seattle (OT)	62,948	Upchurch	5	31	6.2	11	0
Nov 5	L	28-31	N.Y. Jets	74,983	Foley	1	14	14.0	14	0
Nov 12	W	19-7	at Cleveland	70,856	Odoms	1	5	2.5	7	0
Nov 19	W	16-3	Green Bay	74,965	Penrose	1	0	0.0	0	0
Nov 23	L	14-17	at Detroit	71,785	BRONCOS	601	2451	4.0	47	15
Dec 3	W	21-6	at Oakland	53,932	OPPONENTS	549	1979	3.6	76	12
Dec 10	W	24-3	Kansas City	74,149						
Dec 16	L	17-21	Pittsburgh	74,104						

TEAM STATISTICS	Den	Opp
TOTAL FIRST DOWNS	294	251
Rushing	129	106
Passing	137	120
Penalty	28	25
Third-Down Made/Att.	81/226	88/249
Third-Down Efficiency	36%	35%
TOTAL NET YARDS	4829	4448
Avg. Per Game	301.8	278.0
Total Plays	1039	1016
Avg. Gain Per Play	4.6	4.4
NET YARDS RUSHING	2451	1979
Avg. Per Game	143.2	123.7
Total Rushes	601	549
NET YARDS PASSING	2378	2469
Avg. Per Game	148.6	154.3
Sacked/Yards Lost	48/332	30/243
Gross Yards	2710	2712
Att./Completions	391/217	438/246
Completion Pct.	55%	56%
Had Intercepted	17	31
PUNTS/AVERAGE	96/36.4	88/39.9
NET PUNTING AVG	32.8	29.9
PENALTIES/YARDS	132/1092	114/894
FUMBLES/BALL LOST	28/17	28/13
TOUCHDOWNS	36	21
Rushing	15	12
Passing	17	9
Returns	4	0
TOTAL POINTS	282	198

SCORE BY PERIODS	1	2	3	4	Total
BRONCOS	58	55	71	89	273
OPPONENTS	44	75	50	26	195

SCORING	TD	Ru	Pa	Rt	PAT	FG	S	PTS
Turner	0	0	0	0	31/35	11/22	0	64
Odoms	6	0	6	0	0/0	0/0	0	36
Perrin	5	4	1	0	0/0	0/0	0	30
Moses	5	0	5	0	0/0	0/0	0	30
Keyworth	4	3	1	0	0/0	0/0	0	24
Canada	3	3	0	0	0/0	0/0	0	18
Armstrong	2	1	1	0	0/0	0/0	0	12
Upchurch	2	0	1	1	0/0	0/0	0	12
Lytle	2	2	0	0	0/0	0/0	0	12
Preston	2	1	1	0	0/0	0/0	0	12
Weese	1	1	0	0	0/0	0/0	0	6
Thompson	1	0	0	1	0/0	0/0	0	6
Gradishar	1	0	0	1	0/0	0/0	0	6
Jackson, T.	1	0	0	1	0/0	0/0	0	6
Egloff	1	0	1	0	0/0	0/0	0	6
Alzado	0	0	0	0	0/0	0/0	1	2
BRONCOS	36	15	17	4	31/35	11/22	1	282
OPPONENTS	21	12	9	0	21/21	17/27	0	198

PASSING	Att.	Comp.	Yds.	Cmp.%	Yd./Att.	TD	TD%	Int.	Int.%	LG	Tkd/Yds	Rtg.
Morton	267	146	1802	54.7	6.75	11	4.1	8	3.0	42t	36/238	76.9
Weese	87	55	723	63.2	8.31	4	4.6	5	5.7	31	12/94	80.9
Penrose	37	16	185	43.2	5.00	2	5.4	4	10.8	29	0/0	37.3
BRONCOS	391	217	2710	55.5	6.93	17	4.3	17	4.3	42t	48/332	73.6
OPPONENTS	438	246	2712	56.2	6.19	9	2.1	31	7.1	75t	30/243	52.1

SACKS: Alzado 9, Carter 6.5, Chavous 4, T. Jackson 3, Latimer 2, Rizzo 2, Swenson 1.5, Grant 1.5, Nairne 1, Manor 0.5. TOTAL: 31

RECEIVING	No.	Yds	Avg	LG	TD
Odoms	54	829	15.4	42t	6
Moses	37	744	20.1	42	5
Dolbin	24	284	11.8	21	0
Preston	24	199	8.3	21	1
Keyworth	21	166	7.9	20	1
Upchurch	17	210	12.4	29t	1
Armstrong	12	98	8.2	19	1
Perrin	10	54	5.4	13	1
Canada	6	37	6.2	12	0
Lytle	6	37	6.2	10	0
Egloff	4	33	8.3	15	1
Kinney	1	23	23.0	23	0
Turner	1	4	-4.0	-4	0
BRONCOS	217	2710	12.4	42	17
OPPONENTS	246	2712	11.0	75t	9

INTERCEPTIONS	No.	Yds	Avg	LG	TD
Jackson, B.	6	128	21.2	38	0
Foley	6	84	14.0	30	0
Gradishar	4	19	4.8	8	0
Thompson	4	0	0.0	0	0
Jackson, T.	3	28	9.3	28t	1
Rizzo	3	10	3.3	10	0
Turk	2	36	18.0	22	0
Wright	2	2	1.0	2	0
Swenson	1	0	0.0	0	0
BRONCOS	31	307	9.9	38	1
OPPONENTS	17	195	11.5	61	0

PUNTING	No.	Yds	Avg	TB	in20	LG	B
Dilts	96	3494	36.4	6	23	73	0
OPPONENTS	88	3510	39.9	15	14	60	2

PUNT RETURNS	Ret	FC	Yds	Avg	LG	TD
Upchurch	36	2	493	13.7	75t	1
Preston	10	0	68	6.8	23	0
West	3	2	20	6.7	12	0
Thompson	1	0	3	3.0	3	0
Pane	1	0	-2	-2.0	1	0
BRONCOS	51	4	582	11.4	75t	1
OPPONENTS	47	21	226	4.8	55	0

KICKOFF RETURNS	No.	Yds	Avg	LG	TD
Perrin	12	256	21.3	33	0
Jackson, B.	9	209	23.2	40	0
Upchurch	8	222	27.8	41	0
Preston	7	154	22.0	32	0
Keyworth	2	24	12.0	13	0
Pane	1	29	29.0	29	0
West	1	24	24.0	24	0
Schultz	1	20	20.0	20	0
Turk	1	14	14.0	14	0
BRONCOS	42	952	22.6	41	0
OPPONENTS	52	1223	23.5	51	0

FIELD GOAL BREAKDOWN	Distance	1-19	20-29	30-39	40-49	50+	Total
Turner	1/1	3/4	3/7	4/8	0/2	1/22	11/22
OPPONENTS	2/3	8/9	4/7	3/8	0/0	10/27	

1978 DEFENSIVE STATS

(based on coaches' film review)

	TT	UT	A	S-YDS	I-YDS	FR
1 Gradishar	286	196	90	0-0	4-19	2
2 Swenson	174	104	70	1.5-8	1-0	1
3 Carter	142	83	59	6.5-43	0-0	1
Rizzo	142	78	64	2-0	3-10	1
5 Jackson, T.	126	67	59	3-23	3-28	0
6 Chavous	121	66	55	4-35.5	0-0	0
7 Alzado	118	77	41	9-68.5	0-0	0
8 Thompson	107	75	32	0-0	4-0	2
9 Jackson, B.	91	60	31	0-0	6-128	0
10 Wright	77	59	18	0-0	2-2	2
11 Foley	56	47	9	0-0	6-84	0
12 Manor	47	29	18	0.5-9	0-0	0
13 Latimer	42	32	10	2-21	0-0	0
14 Nairne	35	19	16	1-8	0-0	0
15 Turk	29	17	12	0-0	2-36	0
Grant	29	16	13	1.5-18	0-0	2
17 Smith	25	11	14	0-0	0-0	1
18 Evans	18	10	8	0-0	0-0	0
19 West	17	6	11	0-0	0-0	0
TOTALS	1,682	1,052	630	31-234	31-307	12

1978 GAMES STARTED

OFFENSE	DEFENSE
QB Morten, Craig	13 DE Alzado, Lyle
QB Penrose, Craig	2 DE Chavous, Barney
QB Weese, Norris	1 NT Carter, Rubin
RB Armstrong, Otis	9 LB Gradishar, Randy
RB Keyworth, Jon	16 LB Jackson, Tom
RB Lytle, Rob	7 LB Nairne, Bob
WR Dolbin, Jack	14 LB Rizzo, Joe
WR Moses, Haven	16 LB Swenson, Bob
TE Moore, Bob	2 LB Turk, Godwin
TE Odoms, Riley	16 CB Foley, Steve
C Bryan, Billy	12 CB Wright, Louis
C Maples, Bobby	5 S Jackson, Bernard
T Bain, Bill	1 S Thompson, Billy
T Minor, Claudie	16
T Neville, Tom	15
G Glassic, Tom	10
G Howard, Paul	13
G Hyde, Glenn	5
G Schindler, Steve	3

1978 COACHES

Red Miller (Head Coach), Marv Braden (Special Teams), Joe Collier (Defensive Coordinator), Ken Gray (Offensive Line), Stan Jones (Defensive Line), Richie McCabe (Defensive Backs), Babe Parilli (Quarterbacks), Fran Polsto (Wide Receivers), Paul Roach (Offensive Backfield), Bob Zeman (Linebackers).

1978 LEADERS / RANKINGS

INDIVIDUAL	PLAYER	NO.	AFC RANK	NFL RANK	NFL LEADER	NO.
Scoring	Turner	64	14	24t	Corral (LA)	118
Rushing	Perrin	455	28	55	Campbell (HOU)	1,450
Passing Yards	Morton	1,802	12	23	Tarkenton (MIN)	3,468
Passer Rating	Morton	76.9	5	7	Staubach (DAL)	84.9
Receiving Yards	Odoms	829	6	10	Largent (SEA)	1,168
Receptions	Odoms	54	6	12	Young (MIN)	88
Interceptions	Foley/Jackson B.	6	2t	5t	Darden (CLE)	10
OFFENSE		NO.	AFC RANK	NFL RANK	NFL LEADER	NO.
Points Per Game		17.6	11	15	Dallas	24.0
Total Yards Per Game		301.8	10	14	New England	372.8
Yards Per Play		4.6	12t	16t	New England	5.5
Rushing Yards Per Game		143.2	5	8	New England	197.8
Net Passing Yards Per Game		148.6	9	17	San Diego	222.9

DEFENSE	NO.	AFC RANK	NFL RANK	NFL LEADER	NO.
Points Per Game	12.4	2	2	Pittsburgh	12.2
Total Yards Per Game	278.0	2	6	Los Angeles	243.3
Yards Per Play	4.4	2	6t	Los Angeles	4.1
Rushing Yards Per Game	123.7	3	6	Dallas	107.6
Net Passing Yards Per Game	154.3	2	8	Buffalo	134.8

1978 NFL STANDINGS

AFC EAST	Team	W	L	T	Pct	PF	PA
	y-New England	11	5	0	.688	358	286
	x-Miami	11	5	0	.688	372	254
	New York Jets	8	8	0	.500	359	364
	Buffalo	5	11	0	.313	302	354
	Baltimore	5	11	0	.313	239	421

AFC CENTRAL

Team	W	L	T	Pct	PF	PA
*y-Pittsburgh	14	2	0	.875	356	195
x-Houston	10	6	0	.625	283	298
Cleveland	8	8	0	.500	334	356
Cincinnati	4	12	0	.250	252	284

AFC WEST

Team	W	L	T	Pct	PF	PA
y-Denver	10	6	0	.625	282	198
Oakland	9	7	0	.563	311	283
Seattle	9	7	0	.563	345	358
San Diego	9	7	0	.563	355	309
Kansas City	4	12	0	.250	243	327

NFC EAST

Team	W	L	T	Pct	PF	PA
y-Dallas	12	4	0	.750	384	208
x-Philadelphia	9	7	0	.563	270	250
Washington	8	8	0	.500	273	283
New York Giants	6	10	0	.375	264	298
St. Louis	6	10	0	.375	248	296

NFC CENTRAL

Team	W	L	T	Pct	PF	PA
y-Minnesota	8	7	1	.531	294	306
Green Bay	8	7	1	.531	249	269
Detroit	7	9	0	.438	290	300
Chicago	7	9	0	.438	253	274
Tampa Bay	5	11	0	.313	241	259

1977 FINAL STATISTICS (12-2)

Head Coach: Red Miller AFC West: 1st Home Stadium: Mile High Stadium

Date	W-L	Score	Opponent	Attendance	RUSHING	No.	Yds.	Avg	LG	TD
Sept 18	W	7-0	St. Louis	75,002	Armstrong	130	489	3.8	35	4
Sept 25	W	26-6	Buffalo	74,737	Perrin	110	456	4.1	62	3
Oct 2	W	24-13	at Seattle	53,108	Lytle	104	408	3.9	21	1
Oct 9	W	23-7	Kansas City	74,718	Keyworth	83	311	3.7	16	1
Oct 16	W	30-7	at Oakland	53,616	Jensen	40	143	3.6	12	1
Oct 23	W	24-13	at Cincinnati	54,395	Morton	31	125	4.0	15	4
Oct 30	L	14-24	Oakland	75,007	Weese	11	56	5.1	21	1
Nov 6	W	21-7	Pittsburgh	74,967	Penrose	4	24	6.0	17	0
Nov 13	W	17-14	at San Diego	45,211	Upchurch	1	19	19.0	19t	1
Nov 20	W	14-7	at Kansas City	54,050	Dolbin	2	12	6.0	14	0
Nov 27	W	27-13	Baltimore	74,939	Klick	1	0	1.0	1	0
Dec 4	W	24-14	at Houston	46,875	Dilts	1	0	0.0	0	0
Dec 11	W	17-9	San Diego	74,905	Moses	5	-1	-2	8	0
Dec 18	L	6-14	at Dallas	63,752						

TEAM STATISTICS	Den	Opp
TOTAL FIRST DOWNS	223	217
Rushing	101	77
Passing	107	123
Penalty	15	17
Third-Down Made/Att.	72/210	71/221
Third-Down Efficiency	34%	32%
TOTAL NET YARDS	3906	3775
Avg. Per Game	279.0	269.6
Total Plays	886	931
Avg. Gain Per Play	4.4	4.1
NET YARDS RUSHING	2043	1531
Avg. Per Game	145.9	109.4
Total Rushes	523	470
Avg. Per Rush	3.9	3.3
NET YARDS PASSING	1863	2244
Avg. Per Game	133.1	160.3
Sacked/Yards Lost	50/402	35/312
Gross Yards	2265	2556
Att./Completions	314/163	426/235
Completion Pct.	51.9	55.2
Had Intercepted	12	25
PUNTS/AVERAGE	91/39.2	95/40.7
NET PUNTING AVG	33.7	31.3
PUNT RETURNS/AVG	58/12.3	54/7.4
KICKOFF RETURNS/AVG	34/21.5	50/21.7
INTERCEPTIONS/RET.	25/19.6	12/14.3
PENALTIES/YARDS	91/883	97/718
FUMBLES/BALL LOST	28/15	27/14
TOUCHDOWNS	34	18
Rushing	16	5
Passing	15	11
Returns	3	2
EXTRA POINTS/ATTEMPTS	31/34	16/18
FIELD GOALS/ATTEMPTS	13/19	8/22
TOTAL POINTS	274	148

SCORE BY PERIODS	1	2	3	4	OT	Total
BRONCOS	68	72	60	74	0	274
OPPONENTS	45	46	40	17	0	148

SCORING	TD	Ru	Pa	Rt	PAT	FG	S	PTS
Turner	1	0	1	0	31/34	13/19	0	76
Armstrong	4	4	0	0	0/0	0/0	0	24
Moses	4	0	4	0	0/0	0/0	0	24
Morton	4	4	0	0	0/0	0/0	0	24
Perrin	4	3	1	0	0/0	0/0	0	24
Upchurch	4	1	2	1	0/0	0/0	0	24
Dolbin	3	0	3	0	0/0	0/0	0	18
Odoms	3	0	3	0	0/0	0/0	0	18
Lytle	2	1	1	0	0/0	0/0	0	12
Wright	1	0	0	1	0/0	0/0	0	6
Keyworth	1	1	0	0	0/0	0/0	0	6
Jensen	1	1	0	0	0/0	0/0	0	6
Weese	1	1	0	0	0/0	0/0	0	6
Jackson	1	0	0	1	0/0	0/0	0	6
BRONCOS	34	16	15	3	31/34	13/19	0	274
OPPONENTS	18	5	11	2	16/18	8/22	0	148

FIELD GOAL BREAKDOWN	Distance	1-19	20-29	30-39	40-49	50+	Total
Turner	0/0	3/4	7/10	3/5	0/0	0/0	13/19
OPPONENTS	1/1	2/3	1/5	4/9	0/4	0/22	8/22

SACKS: Alzado 8, Chavous 8, Carter 6, T. Jackson 4, Manor 4, Gradishar 3, Swenson 2, Rizzo 1, Thompson 1. TOTAL: 37

PASSING	Att.	Comp.	Yds.	Cmp.%	Yd./Att.	TD	TD%	Int.	Int.%	LG	Tkd/Yds	Rtg.
Morton	254	131	1929	51.6	7.59	14	5.5	8	3.1	81t	43/338	82.1
Penrose	40	21	217	52.5	5.43	0	0.0	4	10.0	35	5/49	28.9
Weese	20	11	119	55.0	5.95	1	5.0	0	0.0	31	2/15	89.4
BRONCOS	314	163	2265	51.9	7.21	15	4.8	12	3.8	81t	50/402	75.6
OPPONENTS	426	235	2556	55.2	6.00	11	2.6	25	5.9	51	35/312	57.2

1977 DEFENSIVE STATS

(based on coaches' film review)

	TT	UT	A	SACKS	I-YDS	FR
1 Gradishar	219	145	74	3	3-56	3
2 Swenson	135	89	46	2	1-0	0
3 Rizzo	123	72	51	1	3-49	1
4 Alzado	119	80	39	8	0-0	2
5 Jackson, T.	116	77	39	4	4-95	0
6 Carter	113	71	42	6	0-0	0
7 Thompson	95	69	26	1	5-122	2
8 Chavous	82	51	31	8	0-0	0
9 Wright	77	57	20	0	3-128	0
10 Jackson, B.	72	42	30	0	1-13	0
11 Foley	71	58	13	0	3-22	0
12 Grant	51	39	12	0	0-0	1
13 Manor	38	25	13	4	0-0	0
14 Smith	26	19	7	0	1-6	1
15 Turk	22	16	6	0	0-0	0
16 Polt	16	12	4	0	0-0	0
17 Evans	6	4	2	0	1-0	1
18 Pane	5	1	4	0	0-0	0
19 Nairne	2	1	1	0	0-0	0
20 Baska	1	1	0	0	0-0	0
21 Howard	0	0	0	0	0-0	1
TOTALS	1,389	929	460	37	25-491	12

1977 GAMES STARTED

OFFENSE	DEFENSE
QB Morton, Craig	14 DE Alzado, Lyle
RB Armstrong, Otis	10 DE Chavous, Barney
RB Keyworth, Jon	9 DE Manor, Brisson
RB Lytle, Rob	4 DE Smith, Paul
RB Perrin, Lonnie	5 NT Carter, Rubin
WR Dolbin, Jack	13 LB Gradishar, Randy
WR Moses, Haven	14 LB Jackson, Tom
WR Upchurch, Rick	1 LB Rizzo, Joe
TE Odoms, Riley	14 LB Swenson, Bob
C Montler, Mike	14 LB Turk, Godwin
T Maurer, Andy	13 CB Foley, Steve
T Minor, Claude	14 CB Pane, Chris
T Schindler, Steve	1 CB Wright, Louis
G Glassic, Tom	14 S Jackson, Bernard
G Howard, Paul	14 S Polt, Randy
	S Thompson, Billy

1977 COACHES

Red Miller (Head Coach), Marv Braden (Special Teams), Joe Collier (Defensive Coordinator), Bob Gambold (Defensive Backs), Ken Gray (Offensive Line), Stan Jones (Defensive Line), Myrel Moore (Linebackers), Babe Parilli (Quarterbacks), Fran Poltfoot (Wide Receivers), Paul Roach (Offensive Backfield).

1977 LEADERS / RANKINGS

INDIVIDUAL	PLAYER	NO.	AFC RANK	NFL RANK	NFL LEADER	NO.
Scoring	Turner	76	7	12	Mann (OAK)	99
Rushing	Armstrong	489	22	40	Payton (CHI)	1,852
Passing Yards	Morton	1,929	9	13	Ferguson (BUF)	2,803
Passer Rating	Morton	82.1	2	4	Griese (MIA)	87.8
Receiving Yards	Moses	539	19	32	Burroughs (HOU)	816
Receptions	Odoms	37	18t	31t	Mitchell (BAL)	71
Interceptions	Thompson	5	10t	16t	Blackwood (BAL)	10

OFFENSE	NO.	AFC RANK	NFL RANK	NFL LEADER	NO.
Points Per Game	19.6	6	10	Oakland	25.1
Total Yards Per Game	279.0	12	17	Dallas	343.7
Yards Per Play	4.4	12t	17t	St. Louis	5.1
Rushing Yards Per Game	145.9	7	11	Chicago	200.8
Net Passing Yards Per Game	133.1	11	15	Buffalo	200.2

DEFENSE	NO.	AFC RANK	NFL RANK	NFL LEADER	NO.
Points Per Game	10.6	1	3	Atlanta	9.2
Total Yards Per Game	269.6	4	9	Dallas	229.5
Yards Per Play	4.1	1	3t	Dallas	3.7
Rushing Yards Per Game	109.4	1	1	Denver	109.4
Net Passing Yards Per Game	160.3	12	25	Atlanta	98.9

1977 NFL STANDINGS

AFC EAST

Team	W	L	T	Pct	PF	PA
y-Baltimore	10	4	0	.714	295	221
Miami	10	4	0	.714	313	197
New England	9	5	0	.643	278	217
Buffalo	3	11	0	.214	160	313
New York Jets	3	11	0	.214	191	300

AFC CENTRAL

Team	W	L	T	Pct	PF	PA
y-Pittsburgh	9	5	0	.643	283	243
Cincinnati	8	6	0	.571	238	235
Houston	8	6	0	.571	299	230
Cleveland	6	8	0	.429	269	267

AFC WEST

Team	W	L	T	Pct	PF	PA
*y-Denver	12	2	0	.857	274	148
x-Oakland	11	3	0	.786	351	230
San Diego	7	7	0	.500	222	205
Seattle	5	9	0	.357	282	373
Kansas City	2	12	0	.143	225	349

NFC EAST

Team	W	L	T	Pct	PF	PA
*y-Dallas	12	2	0	.857	345	212
Washington	9	5	0	.643	196	189
St. Louis	7	7	0	.500	272	287
Philadelphia	5	9	0	.357	220	207
New York Giants	5	9	0	.357	181	265

NFC CENTRAL

Team	W	L	T	Pct	PF	PA
y-Minnesota	9	5	0	.643	231	227
x-Chicago	9	5	0	.643	255	253
Detroit	6	8	0	.429	183	252
Green Bay	4	10	0	.286	134	219
Tampa Bay	2	12	0	.143	103	223

NFC WEST

Team	W	L	T	Pct	PF	PA
y-Los Angeles	10	4	0	.714	302	146
Atlanta	7	7	0	.500	179	129
San Francisco	5	9	0	.357	220	260
New Orleans	3	11	0	.214	232	336

x - Wild Card Qualifier; y - Division Title; * - Home-field Advantage

DIVISIONAL PLAYOFF GAMES

12/24 - Oakland 37, at Baltimore 31 (OT)

12/24 - at Denver 34, Pittsburgh 21

12/26 - at Dallas 37, Chicago 7

12/26 - Minnesota 14, at Los Angeles 7

CONFERENCE CHAMPIONSHIPS

1/1 - at Denver 20, Oakland 17

1/1 - at Dallas 23, Minnesota 6

SUPER BOWL XII (NEW ORLEANS)

1/15 - Dallas 27, Denver 10

1976 FINAL STATISTICS (9-5)

Head Coach: John Ralston AFC West: 2nd Home Stadium: Mile High Stadium

Date	W-L	Score	Opponent	Attendance	RUSHING	No.	Yds.	Avg	LG	TD
Sept 12	L	7-17	at Cincinnati	53,464	Armstrong	247	1008	4.1	31	5
Sept 19	W	46-3	N.Y. Jets	62,519	Keyworth	122	349	2.9	13	3
Sept 26	W	44-13	Cleveland	62,758	Weese	23	142	6.2	20	0
Oct 3	W	26-0	San Diego	62,486	Perrin	37	118	3.2	14	2
Oct 10	L	3-17	at Houston	47,928	Klick	31	114	3.7	19	1
Oct 17	L	10-17	Oakland	63,241	Upchurch	6	71	11.8	25	1
Oct 24	W	35-26	at Kansas City	57,961	Ramsey	13	51	3.9	15	0
Oct 31	L	6-19	at Oakland	52,169	Odoms	3	36	12.0	15t	2
Nov 7	W	48-13	Tampa Bay	62,503	Franckowiak	12	25	2.1	7	0
Nov 14	W	17-0	at San Diego	32,017	Van Heusen	1	20	20.0	20	0
Nov 21	W	14-13	N.Y. Giants	62,961	Dolbin	2	5	2.5	8	0
Nov 28	L	14-38	at New England	61,128	Penrose	2	-3	-1.5	-1	0
Dec 5	W	17-16	Kansas City	57,995	Moses	1	-4	-4.0	-4	0
Dec 12	W	28-14	at Chicago	44,459	BRONCOS	500	1932	3.9	31	14
					OPPONENTS	496	1709	3.4	26	14

TEAM STATISTICS	Den	Opp	RECEIVING	No.	Yds	Avg	LG	TD
TOTAL FIRST DOWNS	239	222	Armstrong	39	457	11.7	36t	1
Rushing	106	90	Odoms	30	477	15.9	47	3
Passing	114	104	Moses	25	498	19.9	71t	7
Penalty	19	28	Keyworth	22	201	9.1	31	1
Third-Down Efficiency	69/193	73/222	Dolbin	19	354	18.6	40	1
TOTAL NET YARDS	4136	3734	Upchurch	12	340	28.3	59t	1
Avg. Per Game	295.4	266.7	Klick	10	78	7.8	19	1
Total Plays	901	919	Franckowiak	4	42	10.5	11	0
Avg. Gain Per Play	4.6	4.1	Perrin	4	35	8.8	15	0
NET YARDS RUSHING	1932	1709	Schultz	2	29	14.5	16	0
Avg. Per Game	138.0	122.1	Lyons	1	-1	-1.0	-1	0
Total Rushes	500	496	BRONCOS	168	2510	14.9	71t	15
Avg. Per Rush	3.9	3.4	OPPONENTS	214	2265	10.6	58	8
NET YARDS PASSING	2204	2025	INTERCEPTIONS	No.	Yds	Avg	LG	TD
Avg. Per Game	157.4	144.6	Jackson	7	136	19.4	46t	1
Sacked/Yards Lost	48/306	32/240	Rowser	4	104	26.0	41t	2
Gross Yards	2510	2265	Foley	4	95	23.8	34	0
Att./Completions	353/168	391/214	Gradishar	3	44	14.7	31t	1
Completion Pct.	47.6	54.7	Swenson	2	26	13.0	26	0
Had Intercepted	22	24	Jones	2	7	3.5	7	0
PUNTS/AVERAGE	84/35.1	91/37.3	Rizzo	1	8	8.0	8	0
NET PUNTING AVG	29.9	28.5	Politi	1	0	0.0	0	0
PUNT RETURNS/AVG	51/12.5	43/8.7	Wright	0	*32		32	0
KICKOFF RETURNS/AVG	46/23.4	50/24.1	BRONCOS	24	452	18.8	65	4
MISC. RETURNS/AVG	12/5.7	6/0.9	OPPONENTS	22	260	11.8	38	0
INTERCEPTIONS/RET.	24/19.0	22/11.8	<i>*return yardage gained by lateral</i>					
PENALTIES/YARDS	105/986	88/715	PUNTING	No.	Yds	Avg	TB	in20
FUMBLES/BALL LOST	23/12	23/13	Weese	52	1852	35.6	1	5
TOUCHDOWNS	39	25	Van Heusen	31	1093	35.3	2	4
Rushing	14	14	BRONCOS	*84	2945	35.1	3	9
Passing	15	8	OPPONENTS	91	3391	37.3	8	23
Returns	10	3	<i>*Includes one team punt for 0 yards</i>					
EXTRA POINTS/ATT	36/39	20/25	PUNT RETURNS	Ret	FC	Yds	Avg	LG
FIELD GOALS/ATT	15/21	12/27	Upchurch	39	3	536	13.7	92t
TOTAL POINTS	315	206	Thompson	6	0	60	10.0	20
			Foley	5	0	42	8.4	16
			Schultz	1	2	2.0	2	0
			BRONCOS	51	5	640	12.5	92t
			OPPONENTS	43	1	372	8.7	64t

SCORE BY PERIODS	1	2	3	4	OT	Total
BRONCOS	70	71	88	86	0	315
OPPONENTS	30	87	36	83	0	206

SCORING	TD	Ru	Pa	Rt	PAT	FG	S	PTS
Turner	0	0	0	0	36/39	15/21	0	81
Moses	7	0	7	0	0/0	0/0	0	42
Armstrong	6	5	1	0	0/0	0/0	0	36
Upchurch	6	1	1	4	0/0	0/0	0	36
Odoms	5	2	3	0	0/0	0/0	0	30
Keyworth	4	3	1	0	0/0	0/0	0	24
Klick	2	1	1	0	0/0	0/0	0	12
Perrin	2	2	0	0	0/0	0/0	0	12
Rowser	2	0	0	2	0/0	0/0	0	12
Dolbin	1	0	1	0	0/0	0/0	0	6
Jackson	1	0	0	1	0/0	0/0	0	6
Politi	1	0	0	1	0/0	0/0	0	6
Gradishar	1	0	0	1	0/0	0/0	0	6
Jones	1	0	0	1	0/0	0/0	0	6
BRONCOS	39	14	15	10	36/39	15/21	0	315
OPPONENTS	25	14	8	3	20/25	12/28	0	206

KICKOFF RETURNS	No.	Yds	Avg	LG	TD
Perrin	14	391	27.9	43	0
Schultz	3	82	27.3	38	0
Upchurch	22	514	23.4	64	0
Hyde	1	17	17.0	17	0
Brown	3	41	13.7	14	0
Frackowiak	2	22	11.0	14	0
Goodman	1	8	8.0	8	0
BRONCOS	46	1075	23.4	64	0
OPPONENTS	50	1206	24.1	43	0

FIELD GOAL BREAKDOWN	Distance	1-19	20-29	30-39	40-49	50+
Turner	1/1	7/8	4/5	3/7	—	—
OPPONENTS	1/2	4/6	3/7	4/11	0/2	—
Turner: (20G,30G) (47G) (40W,47G,25G,36G, 27G) (31G,49S) () (21G,28G) (19G,33G) (44B, 42G) (44S) () (38B,20G) (27-hit upright)						
SACKS: Chavous 8, Gradishar 7, Carter 4, T. Jackson 4, P. Smith 3, Hammond 1, Jones 1, Swenson 1, Rizzo 1, Moore 1, Dolbin 1.						
TOTAL: 32.						

PASSING	Att.	Comp.	Yds.	Cmp.%	Yd./Att.	TD	TD%	Int.	Int.%	LG	Tkd/Yds	Rtg.
Ramsey	270	128	1931	47.4	7.15	11	4.1	13	4.8	71t	39/261	65.1
Weese	47	24	314	51.1	6.68	1	2.1	6	12.8	43	9/45	39.9
Penrose	36	16	265	44.4	7.36	3	8.3	3	8.3	41	0/0	62.8
BRONCOS	353	168	2510	47.6	7.11	15	4.2	22	6.2	71t	48/306	59.6
OPPONENTS	391	214	2265	54.7	5.79	8	2.0	24	6.1	58	32/240	53.1

1976 DEFENSIVE STATS

(based on unofficial press box statistics)

	TT	UT	A	SACKS	I-YDS	FR
1 Gradishar	137	101	36	7	3-44	1
2 Thompson	83	60	23	0	0-0	0
3 Jackson	77	68	19	4	7-136	2
4 Rizzo	76	59	17	1	1-8	0
5 Swenson	75	55	20	1	2-31	1
6 Carter	70	51	19	4	0-0	1
7 Chavous	60	44	16	8	0-0	0
8 Wright	50	39	11	0	0-0	0
9 Rowser	43	34	9	0	4-104	1
10 Foley	42	33	9	0	4-95	0
11 Turk	37	26	11	0	0-0	1
12 Smith	31	21	10	3	0-0	0
13 Jones	29	27	2	1	2-7	1
Grant	29	22	7	0	0-0	0
15 Baska	18	12	6	0	0-0	1
16 Evans	16	13	3	0	0-0	1
17 White	10	9	1	0	0-0	1
18 Moore	6	6	0	1	0-0	0
Politi	6	4	2	0	1-0	0
Pane	6	3	3	0	0-0	0
21 Hammond	5	4	1	1	0-0	0
22 Hardee	1	1	0	0	0-0	0
Dolbin	1	1	0	1	0-0	0
TOTALS	908	683	225	32	24-425	11

1976 GAMES STARTED

OFFENSE	DEFENSE
QB Penrose, Craig	2 DE Chavous, Barney
QB Ramsey, Steve	12 DE Smith, Paul
RB Armstrong, Otis	14 DE Turk, Godwin
RB Franckowiak, Mike	1 DE White, Jim
RB Keyworth, Jon	13 DT Alzado, Lyle
WR Dolbin, Jack	5 DT Carter, Rubin
WR Moses, Haven	14 DT Grant, John
WR Upchurch, Rick	9 LB Gradishar, Randy
TE Odoms, Riley	14 LB Jackson, Tom
C Maples, Bobby	10 LB Rizzo, Joe
C Olson, Phil	4 LB Swenson, Bob
T Bain, Bill	13 CB Foley, Steve
T Minor, Claudie	14 CB Jones, Calvin
T Montgomery, Marv	1 CB Wright, Louis
G Glassic, Tom	14 S Rowser, John
G Lyons, Tommy	14 S Thompson, Billy

1976 COACHES

John Ralston (Head Coach), Max Coley (Offensive Coordinator/Backfield), Joe Collier (Defensive Coordinator), Kay Dalton (Wide Receivers), Bob Gambold (Defensive Backs), Mike Giddings (Asst. Offensive Line), Charley Johnson (Quarterbacks), Stan Jones (Defensive Line), Myrel Moore (Linebackers), Doc Ulrich (Offensive Line).

1976 LEADERS / RANKINGS

INDIVIDUAL	PLAYER	NO.	AFC RANK	NFL RANK	NFL LEADER	NO.
Scoring	Turner	81	6t	13	Linhart (BAL)	109
Rushing	Armstrong	1,008	6	11	Simpson (BUF)	1,503
Passing Yards	Ramsey	1,931	8	13	Jones (BAL)	3,104
Passer Rating	Ramsey	65.1	9	14	Stabler (OAK)	103.4
Receiving Yards	Moses	498	18	36	Carr (BAL)	1,112
Receptions	Armstrong	39	19	33	Lane (KC)	66
Interceptions	Jackson	7	3t	6t	Jackson, M. (LA)	10

OFFENSE	NO.	AFC RANK	NFL RANK	NFL LEADER	NO.
Points Per Game	22.5	6	7	Baltimore	26.1
Total Yards Per Game	295.4	11	16	Baltimore	374.0
Yards Per Play	4.6	10t	14t	Oakland	5.5
Rushing Yards Per Game	138.0	10	19	Pittsburgh	212.2
Net Passing Yards Per Game	157.4	7	12	Baltimore	209.5

DEFENSE	NO.	AFC RANK	NFL RANK	NFL LEADER	NO.
Points Per Game	14.7	2	6	Pittsburgh	9.9
Total Yards Per Game	266.7	3	8	Pittsburgh	237.4
Yards Per Play	4.1	2	5t	Pittsburgh	3.8
Rushing Yards Per Game	122.1	2	3	Pittsburgh	104.1
Net Passing Yards Per Game	144.6	4	12	Minnesota	112.5

1976 NFL STANDINGS

AFC EAST							
Team	W	L	T	Pct	PF	PA	
y-Baltimore	11	3	0	.786	417	246	
x-New England	11	3	0	.786	376	236	
Miami	6	8	0	.429	263	264	
New York Jets	3	11	0	.214	169	383	
Buffalo	2	12	0	.143	245	363	

1975 FINAL STATISTICS (6-8)

Head Coach: John Ralston AFC West: 2nd Home Stadium: Mile High Stadium

Date	W-L	Score	Opponent	Attendance	RUSHING	No.	Yds.	Avg	LG	TD
Sept 21	W	37-33	Kansas City	51,858	Keyworth	182	725	4.0	34	3
Sept 29	W	23-13	Green Bay	52,491	Little	125	445	3.6	19	2
Oct 5	L	14-38	at Buffalo	79,798	Lynch	57	218	3.8	20	3
Oct 12	L	9-20	at Pittsburgh	49,164	Armstrong	31	155	5.0	33	0
Oct 19	W	16-15	Cleveland	52,540	Ross	42	121	2.9	21	0
Oct 26	L	13-26	at Kansas City	70,043	Upchurch	16	97	6.1	15	1
Nov 2	L	17-42	Oakland	52,330	Dolbin	5	72	14.4	25	0
Nov 9	L	16-17	Cincinnati	49,702	Hufnagel	8	47	5.9	13	0
Nov 16	W	27-17	at San Diego	26,048	Ramsey	6	38	6.3	17	0
Nov 23	L	21-35	at Atlanta	28,686	Odoms	5	27	5.4	12	0
Nov 30	W	13-10	San Diego (OT)	44,982	Van Heusen	2	26	13.0	24	0
Dec 8	L	10-17	at Oakland	51,075	Johnson	10	21	2.1	13	0
Dec 14	W	25-10	Philadelphia	36,860	Franckowiak	1	1	1.0	1	0
Dec 20	L	13-14	at Miami	43,064	BRONCOS	490	1993	4.1	34	9
					OPPONENTS	526	1974	3.8	6.5	19

TEAM STATISTICS	Den	Opp	RECEIVING	No.	Yds	Avg	LG	TD
TOTAL FIRST DOWNS	268	247	Keyworth	42	314	7.5	19	1
Rushing	109	121	Odoms	40	544	13.6	43	3
Passing	137	104	Moses	29	505	17.4	33	2
Penalty	22	22	Little	29	308	10.6	66t	2
Third-Down Efficiency	84/212	76/209	Dolbin	22	421	19.1	41	3
TOTAL NET YARDS	4534	4006	Upchurch	18	436	24.2	90t	2
Avg. Per Game	323.9	286.1	VanHeusen	15	246	16.4	28	1
Total Plays	964	901	Ross	7	69	9.9	30	0
Avg. Gain Per Play	4.7	4.4	Lynch	6	33	5.5	19	1
NET YARDS RUSHING	1993	1974	Brown	1	14	14.0	14	0
Avg. Per Game	142.4	141.0	Armstrong	1	10	10.0	10	0
Total Rushes	490	526	BRONCOS	210	2900	13.8	90t	15
Avg. Per Rush	4.1	3.8	OPPONENTS	181	2245	12.4	69	14

NET YARDS PASSING	2541	2032	INTERCEPTIONS	No.	Yds	Avg	LG	TD
Avg. Per Game	181.5	145.1	Gradishar	3	77	25.7	44	1
Sacked/Yards Lost	47/359	27/213	Thompson	2	97	48.5	49	0
Gross Yards	2900	2245	Thomas	2	66	33.0	36	0
Att./Completions	427/210	348/181	Wright	2	9	4.5	9	0
Completion Pct.	49.2	52.5	Jackson	2	0	0.0	0	0
Had Intercepted	34	16	O'Malley	1	38	38.0	0	0
PUNTS/AVERAGE	63/39.9	76/42.1	Swenson	1	4	4.0	4	0
PUNT RETURNS/AVG	41/11.5	39/13.7	Rowser	1	2	2.0	2	0
KICKOFF RETURNS/AVG	59/24.5	57/22.3	May	1	0	0.0	0	0
MISC. RETURNS/AVG	4/68	1/6	Jones	1	0	0.0	0	0
INTERCEPTIONS/RET.	16/18.3	34/13.1	BRONCOS	16	293	18.3	49	1
PENALTIES/YARDS	92/785	88/779	OPPONENTS	34	447	13.1	41	1

Avg. Points per Game	18.1	21.9	PUNTING						
Touchdowns	28	35	No.	Yds	Avg	LG	B		
By Rushing	9	19	63	2515	39.9	64	0		
By Passing	15	14	OPPONENTS						
By Returns	4	2	76	3200	42.1	60	0		
Field Goals	21/29	21/28	PUNT RETURNS						
Conversions	23/28	34/35	Ret	FC	Yds	Avg	LG	TD	
			27	4	312	11.6	51	0	
			13	1	158	12.2	24	0	

SCORE BY PERIODS	1	2	3	4	OT	Total
BRONCOS	36	86	41	88	3	254
OPPONENTS	54	81	88	84	0	307

SCORING	TD	Ru	Pa	Rt	PAT	FG	S	PTS
Turner	0	0	0	0	23/26	21/28	0	86
Keyworth	4	3	1	0	0/0	0/0	0	24
Dolbin	4	0	3	1	0/0	0/0	0	24
Little	4	2	2	0	0/0	0/0	0	24
Lynch	4	3	1	0	0/0	0/0	0	24
Odoms	4	0	3	1	0/0	0/0	0	24
Upchurch	3	1	2	0	0/0	0/0	0	18
Moses	2	0	2	0	0/0	0/0	0	12
Van Heusen	1	0	1	0	0/0	0/0	0	6
Gradishar	1	0	0	1	0/0	0/0	0	6
Smith	1	0	0	1	0/0	0/0	0	6
BRONCOS	28	9	15	4	23/28	21/28	0	254
OPPONENTS	35	19	14	2	34/35	21/28	0	307

KICKOFF RETURNS	No.	Yds	Avg	LG	TD
Upchurch	40	1084	27.1	58	0
Little	16	307	19.2	32	0
Ross	1	20	20.0	20	0
Severson	1	20	20.0	20	0
Maples	1	15	15.0	15	0
BRONCOS	59	1446	24.5	58	0
OPPONENTS	57	1273	22.3	39	0

FIELD GOAL BREAKDOWN	Distance	1-19	20-29	30-39	40-49	50+
Turner	2/2	7/9	8/10	3/6	2/3	
OPPONENTS	1/1	8/9	4/6	1/3	1/4	

PASSING	Att.	Comp.	Yds.	Cmp.%	Yd./Att.	Tkd/Yds	TD	TD%	Int.	Int.%	LG	Rtg.
Ramsey	233	128	1562	54.9	6.70	23/187	9	3.8	14	6.0	66t	63.4
Johnson	142	65	1021	45.8	7.19	10/79	5	3.5	12	8.5	90t	45.4
Hufnagel	51	16	287	31.4	5.62	13/84	1	2.0	8	15.7	80	18.8
Van Heusen	1	1	30	100.0	30.00	0/0	0	0.0	0	0.0	30	119.0
BRONCOS	427	210	2900	49.2	6.79	47/359	15	3.5	34	8.0	90t	49.9
OPPONENTS	348	181	2245	52.5	6.45	27/213	14	4.0	16	4.6	69	66.6

1975 DEFENSIVE STATS

(based on unofficial press box statistics)

	TT	UT	A	SACKS	I-YDS	FR
1 Gradishar	132	106	26	3	3-77	0
2 Jackson	92	67	25	3	2-0	0
3 Alzado	79	55	24	7	0-0	2
4 Thompson	59	51	8	0	2-97	0
5 Grant	57	44	13	2	0-0	3
6 Rizzo	54	38	16	0	0-0	0
7 Carter	52	28	24	2	0-0	0
8 Smith, P.	47	34	13	4.5	0-0	1
9 Wright	43	36	7	0	2-9	0
10 Chavous	42	28	14	4.5	0-0	0
11 Rowser	37	32	5	0	1-2	1
12 Swenson	31	26	5	0	1-4	0
13 O'Malley	29	25	4	0	1-38	0
May	29	20	9	0	1-0	0
15 Jones	26	24	2	0	1-0	0
16 Thomas, E	19	14	5	0	2-66	1
17 Severson	18	11	7	0	0-0	2
18 Polti	15	7	8	0	0-0	0
19 Olsen	14	12	2	1	0-0	0
20 Maples	6	6	0	0	0-0	0
TOTALS	881	664	217	27	16-293	10

1975 GAMES STARTED

OFFENSE		DEFENSE	
QB Hufnagel, John	1	DE Carter, Rubin	7
QB Johnson, Charley	6	DE Chavous, Barney	9
QB Ramsey, Steve	7	DE Grant, John	13
RB Armstrong, Otis	3	DE Olsen, Phil	1
RB Keyworth, Jon	14	DT Alzado, Lyle	14
RB Little, Floyd	10	DT Smith, Paul	12
RB Lynch, Fran	1	LB Gradishar, Randy	14
WR Dolbin, Jack	1	LB Jackson, Tom	14
WR Moses, Haven	14	LB May, Ray	8
WR Van Heusen, Bill	13	LB Rizzo, Joe	6
TE Odoms, Riley	14	CB Jones, Calvin	8
C Maples, Bobby	14	CB/S Rowser, John	13
T Current, Mike	7	CB Thomas, Earlie	6
T Minor, Claudie	14	CB Wright, Louis	11
T Montgomery, Marv	7	S Polti, Randy	1
T Rogers, Stan	2	S Severson, Jeff	3
G Howard, Paul	14	S Thompson, Billy	14
G Lyons, Tom	10		
G Schaukowitz, Carl	2		

1975 COACHES

John Ralston (Head Coach), Max Coley (Offensive Coordinator/Backfield), Joe Collier (Defensive Coordinator), Kay Dalton (Wide Receivers), Jerry Frei (Offensive Line), Bob Gambold (Defensive Backs), Myrel Moore (Linebackers/Special Teams), Doc Ulrich (Defensive Line).

1975 LEADERS / RANKINGS

INDIVIDUAL	PLAYER	NO.	AFC RANK	NFL RANK	NFL LEADER	NO.
Scoring	Turner	86	6	10	Simpson (BUF)	138
Rushing	Keyworth	725	9	16	Simpson (BUF)	1,817
Passing Yards	Ramsey	1,562	11	21	Anderson (CIN)	3,169
Passer Rating	Ramsey	63.4	6	12	Anderson (CIN)	93.9
Receiving Yards	Odoms	544	19t	34t	Burroughs (HOU)	1,063
Receptions	Keyworth	42	13t	26t	Foreman (MIN)	73
Interceptions	Gradishar	3	29t	54t	Blount (PIT)	11

OFFENSE	NO.	AFC RANK	NFL RANK	NFL LEADER	NO.
Points Per Game	18.1	11	17	Buffalo	30.0
Total Yards Per Game	323.9	5	10	Buffalo	390.5
Yards Per Play	4.7	7t	12t	Buffalo	5.7
Rushing Yards Per Game	142.4	8	13	Buffalo	212.4
Net Passing Yards Per Game	181.5	2	7	Cincinnati	231.5

DEFENSE	NO.	AFC RANK	NFL RANK	NFL LEADER	NO.
Points Per Game	21.9	7	18	Los Angeles	9.6
Total Yards Per Game	286.1	5	9	Minnesota	225.2
Yards Per Play	4.4	4t	8t	Los Angeles	3.9
Rushing Yards Per Game	141.0	6	13	Minnesota	109.4
Net Passing Yards Per Game	145.1	5	7	Minnesota	115.8

1975 NFL STANDINGS

AFC EAST	Team	W	L	T	Pct	PF	PA
	y-Baltimore	10	4	0	.714	395	269
	Miami	10	4	0	.714	357	222
	Buffalo	8	6	0	.571	420	355
	New York Jets	3	11	0	.214	258	433
	New England	3	11	0	.214	258	358

AFC CENTRAL	Team	W	L	T	Pct	PF	PA
	*y-Pittsburgh	12	2	0	.857	373	162
	x-Cincinnati	11	3	0	.786	340	246
	Houston	10	4	0	.714	293	226
	Cleveland	3	11	0	.214	218	372

AFC WEST	Team	W	L	T	Pct	PF	PA
	y-Oakland	11	3	0	.786	375	255
	Denver	6	8	0	.429	254	307
	Kansas City	5	9	0	.357	282	341
	San Diego	2	12	0	.143	189	345

1974 FINAL STATISTICS (7-6-1)

Head Coach: John Ralston AFC West: 2nd Home Stadium: Mile High Stadium

Date	W-L	Score	Opponent	Attendance	RUSHING	No.	Yds.	Avg	LG	TD
Sept 15	L	10-17	Los Angeles	56,981	Armstrong	263	1407	5.3	43	9
Sept 22	T	35-35	Pittsburgh (OT)	50,858	Keyworth	81	374	4.6	30	10
Sept 30	L	3-30	at Washington	54,395	Little	117	312	2.7	22	1
Oct 6	W	17-14	at Kansas City	67,298	Odoms	4	25	6.3	31	0
Oct 13	W	33-17	New Orleans	50,748	Hufnagel	2	22	11.0	18	0
Oct 20	W	27-7	San Diego	50,748	Moses	2	16	8.0	11	0
Oct 27	L	21-23	at Cleveland	60,478	Ross	3	8	2.7	7	0
Nov 3	L	17-28	Oakland	45,766	Stowe	1	1	1.0	1	0
Nov 10	W	17-6	at Baltimore	32,244	Van Heusen	1	-1	-1.0	-1	0
Nov 18	L	34-42	Kansas City	50,236	Lynch	3	-2	-7	1	0
Nov 24	W	20-17	at Oakland	51,224	Ramsey	5	-2	-4	1	0
Nov 28	W	31-27	at Detroit	51,157	Johnson	4	-3	-8	-1	0
Dec 8	W	37-14	Houston	46,942	BRONCOS	486	2157	4.4	43	20
Dec 15	L	0-17	at San Diego	35,756	OPPONENTS	487	1808	3.7	27	17

TEAM STATISTICS	Den	Opp	RECEIVING	No.	Yds	Avg	LG	TD	
TOTAL FIRST DOWNS	258	265	Odoms	42	639	15.2	41	6	
Rushing	120	109	Armstrong	38	405	10.7	48t	3	
Passing	118	135	Moses	34	559	16.4	42	2	
Penalty	20	21	Little	29	344	11.8	72	0	
Third-Down Efficiency	63/176	88/218	Van Heusen	16	421	26.3	73t	4	
TOTAL NET YARDS	4485	4391	Keyworth	12	109	9.1	18	0	
Avg. Per Game	320.4	313.6	Simmons	10	161	16.1	36	2	
Total Plays	861	945	Stowe	2	9	4.5	5	1	
Avg. Gain Per Play	5.2	4.6	Ross	1	13	13.0	13	0	
NET YARDS RUSHING	2157	1808	BRONCOS	184	2660	14.5	73t	18	
Avg. Per Game	154.1	129.1	OPPONENTS	237	2805	11.8	61t	14	
Total Rushes	486	487	INTERCEPTIONS	No.	Yds	Avg	LG	TD	
Avg. Per Rush	4.4	3.7	Thompson	5	105	21.0	38t	1	
NET YARDS PASSING	2328	2583	Jones	5	19	3.8	11	0	
Avg. Per Game	166.3	184.5	Rowser	4	56	14.0	33	0	
Sacked/Yards Lost	45/332	32/222	May	2	40	20.0	25	0	
Gross Yards	2660	2805	Jackson, T.	1	39	39.0	39	0	
Att./Completions	329/184	426/237	Greer	1	23	23.0	23	0	
Completion Pct.	55.9	55.6	Laskey	1	3	3.0	3	0	
Had Intercepted	17	22	Pitts	1	2	2.0	2	0	
PUNTS/AVERAGE	75/40.3	70/42.6	Smith, Ed	1	0	0.0	0	0	
PUNT RETURNS/AVG	43/11.0	45/11.8	Tyler	1	0	0.0	0	0	
KICKOFF RETURNS/AVG	54/22.0	57/24.0	Hepburn	0	*22	0.0	22	0	
MISC. RETURNS/AVG	1/-2	3/57	BRONCOS	22	309	14.0	39	1	
INTERCEPTIONS/RET.	22/14.0	17/17.9	OPPONENTS	17	304	17.9	55t	3	
PENALTIES/YARDS	76/632	78/585	*return yardage gained by lateral						
FUMBLES/BALL LOST	23/13	22/11	PUNTING	No.	Yds	Avg	LG	B	
TOTAL POINTS	302	294	Van Heusen	75	3024	40.3	61	0	
Avg. Points per Game	21.6	21.0	OPPONENTS	70	2985	42.6	66	0	
Touchdowns	39	35	PUNT RETURNS	Ret	FC	Yds	Avg	LG	TD
By Rushing	20	17	Thompson	26	1	350	13.5	60	0
By Passing	18	14	Little	4	1	34	8.5	17	0
By Returns	1	4	Greer	13	5	90	6.9	12	0
Field Goals	11/21	16/42	BRONCOS	43	7	474	11.0	60	0
Conversions	35/39	34/35	OPPONENTS	45	1	529	11.8	72	0

SCORE BY PERIODS	1	2	3	4	OT	Total
BRONCOS	80	80	91	51	0	302
OPPONENTS	65	88	73	68	0	294

SCORING	TD	Ru	Pa	Rt	PAT	FG	S	PTS
Armstrong	12	9	3	0	0/0	0/0	0	72
Turner	0	0	0	0	35/38	11/21	0	68
Keyworth	10	10	0	0	0/0	0/0	0	60
Odoms	6	0	6	0	0/0	0/0	0	36
Van Heusen	4	0	4	0	0/0	0/0	0	24
Simmons	2	0	2	0	0/0	0/0	0	12
Moses	2	0	2	0	0/0	0/0	0	12
Thompson	1	0	0	1	0/0	0/0	0	6
Little	1	1	0	0	0/0	0/0	0	6
Stowe	1	0	1	0	0/0	0/0	0	6
BRONCOS	39	20	18	1	35/39	11/21	0	302
OPPONENTS	35	17	14	4	34/35	16/42	1	294

PASSING	Att.	Comp.	Yds.	Comp.%	Yd./Att.	Tkd/Yds	TD	TD%	Int.	Int.%	LG	Rtg.
Johnson	244	136	1969	55.7	8.07	35/270	13	5.3	9	3.7	73t	84.3
Ramsey	74	41	580	55.4	7.84	9/55	5	6.8	7	9.5	43t	64.0
Hufnagel	10	6	70	60.0	7.00	1/7	0	0.0	1	14.3	28	41.7
Van Heusen	1	1	41	100.0	41.00	0/0	0	0.0	0	0.0	41	120.0
BRONCOS	329	184	2660	55.9	8.09	45/332	18	5.5	17	5.2	73t	79.1
OPPONENTS	426	237	2805	55.6	6.58	32/222	14	3.3	22	5.2	61t	65.3

1974 DEFENSIVE STATS

(based on unofficial press box statistics)

	TT	UT	A	SACKS	I-YDS	FR
1 Jackson	121	80	41	4	1-39	0
2 May	103	68	35	1	2-40	1
3 Thompson	86	63	23	0	5-105	2
4 Alzado	84	58	26	13	0-0	2
5 Chavous	82	53	29	9	0-0	2
6 Grant	54	38	16	1	0-0	0
7 Gradishar	53	42	11	0	0-0	0
O'Malley	53	36	17	0	0-0	0
9 Jones	47	41	6	0	5-19	0
10 Laskey	45	32	13	0	1-3	1
11 Greer	43	27	16	0	1-23	1
12 Rowser	42	36	6	0	4-56	0
13 Simone	29	21	8	1	0-0	1
14 Duranko	28	17	11	1	0-0	0
15 Criter	23	18	5	0	0-0	0
Hepburn	23	17	6	0	0-22	0
17 Pitts	18	14	4	1	1-2	0
18 Smith, P.	13	4	9	0	0-0	1
19 Rizzo	10	10	0	0	0-0	0
20 Tyler	8	7	1	0	1-0	0
21 Graham	5	5	0	0	0-0	0
Kampa	5	3	2	0	0-0	0
23 Smith, E.	4	2	2	1	1-0	0
TOTALS	979	692	287	32	22-309	11

1974 GAMES STARTED

OFFENSE		DEFENSE	
QB Johnson, Charley	13	DE Alzado, Lyle	14
QB Ramsey, Steve	1	DE Chavous, Barney	14
RB Armstrong, Otis	14	DT Duranko, Pete	9
RB Keyworth, Jon	5	DT Grant, John	13
RB Little Floyd	9	DT Kampa, Bob	1
WR Masters, Billy	1	DT Smith, Ed	3
WR Moses, Haven	13	DT Smith, Paul	2
WR Simmons, Jerry	2	LB Gradishar, Randy	3
WR Van Heusen, Bill	12	LB Jackson, Tom	12
TE Odoms, Riley	14	LB Laskey, Bil	10
C Maples, Bobby	14	LB May, Ray	12
T Current, Mike	14	LB O'Malley, Jim	5
T Minor, Claudie	14	CB Hepburn, Lonnie	4
G Howard, Paul	5	CB Jones, Calvin	14
G Jackson, Larron	9	CB Rowser, John	10
G Lyons, Tom	14	S Greer, Charles	10
		S Pitts, John	4
		S Thompson, Billy	14

1974 COACHES

John Ralston (Head Coach), Max Coley (Offensive Coordinator/Backfield), Joe Collier (Defensive Coordinator), Kay Dalton (Wide Receivers), Jerry Frei (Offensive Line), Bob Gambold (Defensive Backs), Myrel Moore (Linebackers/Special Teams), Doc Ulrich (Defensive Line).

1974 LEADERS / RANKINGS

INDIVIDUAL	PLAYER	NO.	AFC RANK	NFL RANK	NFL LEADER	NO.
Scoring	Armstrong	72	7t	11t	Marcol (GB)	94
Rushing	Armstrong	1,407	1	1	Armstrong (DEN)	1,407
Passing Yards	Johnson	1,969	5	8	Anderson (CIN)	2,667
Passer Rating	Johnson	84.3	3	4	Anderson (CIN)	95.7
Receiving Yards	Odoms	639	4	12	Branch (OAK)	1,092
Receptions	Odoms	42	4t	15t	Mitchell (BAL)	72
Interceptions	Thompson/Jones	5	8t	13t	Thomas (KC)	12

OFFENSE	NO.	AFC RANK	NFL RANK	NFL LEADER	NO.
Points Per Game	21.6	10	22	Los Angeles	12.9
Total Yards Per Game	320.4	9	21	Pittsburgh	219.6
Yards Per Play	5.2	2	2	Cincinnati	5.4
Rushing Yards Per Game	154.1	4	5	Dallas	175.3
Net Passing Yards Per Game	166.3	5	9	Washington	200.1

DEFENSE	NO.	AFC RANK	NFL RANK	NFL LEADER	NO.
Points Per Game	21.0	10	22	Los Angeles	12.9
Total Yards Per Game	313.6	9	21	Pittsburgh	219.6
Yards Per Play	4.6	4t	12t	Pittsburgh	3.6
Rushing Yards Per Game	129.1	5	13	Los Angeles	93.0
Net Passing Yards Per Game	184.5	11	24	Pittsburgh	104.7

1974 NFL STANDINGS

AFC EAST	Team	W	L	T	Pct	PF	PA
	y-Miami	11	3	0	.786	327	216
	x-Buffalo	9	5	0	.643	264	244
	New England	7	7	0	.500	348	289
	New York Jets	7	7	0	.500	279	300
	Baltimore	2	12	0	.143	190	329

AFC CENTRAL	Team	W	L	T	Pct	PF	PA
	y-Pittsburgh	10	3	1	.750	305	189
	Houston	7	7	0	.500	236	282
	Cincinnati	7	7	0	.500	283	259
	Cleveland	4	10	0	.286	251	344

AFC WEST	Team	W	L	T	Pct	PF	PA
	y-Oakland	12	2	0	.857	355	228
	Denver	7	6	1	.563	302	294
	Kansas City	5	9	0	.357	233	293
	San Diego	5	9	0	.357	212	285

NFC EAST	Team	W	L	T	Pct	PF	PA
	y-St. Louis	10	4	0	.714	285	218
	x-Washington	10	4	0	.714	320	196
	Dallas	8	6	0	.571	297	235
	Philadelphia	7	7	0	.500	242	217
	New York Giants	2	12	0	.143	195	299

NFC CENTRAL	Team	W	L	T	Pct	PF	PA
	y-Minnesota	10	4	0	.714	310	195
	Detroit	7	7	0	.500	256	270
	Green Bay	6	8	0	.429	210	206
	Chicago	4	10	0	.286	152	279

NFC WEST						
Team	W	L	T	Pct	PF	PA
y-Los Angeles	10	4	0	.714	263	181
San Francisco	6	8	0	.429	226	236
New Orleans	5	9	0	.357	166	263
Atlanta	3	11	0	.214	111	271

1973 FINAL STATISTICS (7-5-2)

Head Coach: John Ralston AFC West: 3rd Home Stadium: Mile High Stadium

Date	W-L	Score	Opponent	Attendance	RUSHING	No.	Yds.	Avg	LG	TD
Sept 16	W	28-10	Cincinnati	49,059	Little	256	979	3.8	47	12
Sept 23	L	34-36	San Francisco	51,706	Dawkins	160	706	4.4	72	2
Sept 30	L	14-33	Chicago	51,159	Armstrong	26	90	3.5	24	0
Oct 7	L	14-16	at Kansas City	71,414	Anderson	19	61	3.2	11	1
Oct 14	W	48-20	at Houston	32,801	Odoms	5	53	10.6	21	0
Oct 22	T	23-23	Oakland	51,270	Ross	5	21	4.2	8	0
Oct 28	W	40-28	at New York	55,108	Van Heusen	4	34	8.5	32	0
Nov 4	T	17-17	at St. Louis	46,565	Moses	3	25	8.3	8	1
Nov 11	W	30-19	San Diego	51,034	Johnson	7	-2	-3	0	0
Nov 18	W	23-13	at Pittsburgh	48,580	Simmons	1	-4	-4.0	-4	0
Nov 25	W	14-10	Kansas City	51,331	Masters	1	-9	-9.0	-9	0
Dec 2	L	10-22	Dallas	51,508	BRONCOS	487	1954	4.0	72	16
Dec 9	L	42-28	at San Diego	44,954	OPPONENTS	455	1795	4.0	30	14
Dec 16	W	17-21	at Oakland	51,910						

TEAM STATISTICS	Den	Opp
TOTAL FIRST DOWNS	253	239
Rushing	111	97
Passing	127	121
Penalty	15	21
Third-Down Efficiency	79/203	77/203
TOTAL NET YARDS	4473	4235
Avg. Per Game	319.5	302.5
Total Plays	893	872
Avg. Gain Per Play	5.0	4.9
NET YARDS RUSHING	1954	1795
Avg. Per Game	139.6	128.2
Total Rushes	487	455
Avg. Per Rush	4.0	4.0
NET YARDS PASSING	2519	2440
Avg. Per Game	179.9	174.3
Sacked/Yards Lost	27/187	36/326
Gross Yards	2706	2766
Att./Completions	378/196	417/202
Completion Pct.	51.9	48.4
Had Intercepted	20	14
PUNTS/AVERAGE	69/45.1	69/43.3
PUNT RETURNS/AVG	40/10.1	31/8.3
KICKOFF RETURNS/AVG	36/22.0	61/20.4
MISC. RETURNS/AVG	4/25	6/57
INTERCEPTIONS/RET.	14/15.7	20/16.6
PENALTIES/YARDS	83/745	84/837
FUMBLES/BALL LOST	21/9	26/15
TOTAL POINTS	354	296
Avg. Points per Game	25.2	21.1
Touchdowns	41	31
By Rushing	16	14
By Passing	22	15
By Returns	3	2
Field Goals	22/33	28/35
Conversions	40/41	30/31

SCORE BY PERIODS	1	2	3	4	OT	Total
BRONCOS	79	83	80	112	—	354
OPPONENTS	57	98	72	69	—	296

SCORING	TD	Ru	Pa	Rt	PAT	FG	S	PTS
Turner	0	0	0	0	40/40	22/33	0	106
Little	13	12	0	0	0/0	0/0	0	78
Moses	9	1	8	0	0/0	0/0	0	54
Odoms	7	0	7	0	0/0	0/0	0	42
Washington	3	0	3	0	0/0	0/0	0	18
Thompson	2	0	0	2	0/0	0/0	0	12
Dawkins	2	2	0	0	0/0	0/0	0	12
Anderson	1	1	0	0	0/0	0/0	0	6
Armstrong	1	0	1	0	0/0	0/0	0	6
Simmons	1	0	1	0	0/0	0/0	0	6
Van Heusen	1	0	1	0	0/0	0/0	0	6
Mitchell	1	0	0	1	0/0	0/0	0	6
Criter	0	0	0	0	0/0	0/0	1	2
BRONCOS	41	16	22	3	40/41	22/33	1	354
OPPONENTS	31	14	15	2	30/31	28/35	1	296

PASSING	Att.	Comp.	Yds.	Cmp.%	Yd./Att.	Tkd/Yds	TD	TD%	Int.	Int.%	LG	Rtg.
Johnson	346	184	2465	53.2	7.12	26/177	20	5.8	17	4.9	62	75.3
Ramsey	27	10	194	37.0	7.18	0/0	2	7.4	2	7.4	76	56.7
Anderson	3	2	47	66.6	15.73	0/0	0	0.0	0	0.0	0	150.0
Van Heusen	1	0	0	0.0	0.00	1/10	0	0.0	0	0.0	0	0.0
Turner	1	0	0	0.0	0.00	0/0	0	0.0	1	100.0	0	0.0
BRONCOS	378	196	2706	51.9	7.16	27/187	22	5.8	20	5.3	76	72.5
OPPONENTS	417	202	2766	48.4	6.63	36/326	16	3.8	14	3.4	80	68.9

1973 DEFENSIVE STATS

(based on unofficial press box statistics)

	TT	UT	A	SACKS	I-YDS	FR
1 Graham	95	72	23	1	0-0	1
2 Smith, P.	94	70	24	11	0-0	1
3 Alzado	66	46	20	9	0-0	1
4 Duranko	59	44	15	6	0-0	1
5 May	57	48	9	3	1-1	0
6 Thompson	52	35	17	1	3-96	1
7 Greer	46	38	8	0	1-1	1
8 Chavous	43	28	15	6	0-0	2
9 Jones	41	37	4	0	4-69	1
10 Laskey	37	25	12	0	2-3	1
11 Simone	34	28	6	0	0-0	1
12 Jackson	31	26	5	0	0-0	0
13 Tyler	30	26	4	0	0-0	2
14 Mitchell	28	28	0	0	2-43	0
15 Criter	15	10	5	0	0-0	1
16 Montgomery	13	10	3	0	0-0	0
17 O'Malley	10	7	3	0	0-0	1
18 Grant	9	7	2	0	0-0	1
19 Forsberg	8	7	1	1	1-7	0
20 Hackbert	7	4	3	0	0-0	0
21 Pitts	6	3	3	0	0-0	0
22 Smith, E.	2	2	0	0	0-0	0
TOTALS	783	601	182	38	14-220	16

1973 GAMES STARTED

OFFENSE		DEFENSE	
QB Johnson, Charley	14	DE Alzado, Lyle	14
RB Armstrong, Otis		1 DE Chavous, Barney	14
RB Dawkins, Joe	14	DT Duranko, Pete	14
RB Little, Floyd	13	DT Smith, Paul	14
WR Moses, Haven	14	LB Graham, Tom	14
WR Simmons, Jerry	13	LB Jackson, Tom	4
WR Van Heusen, Bill		1 LB Laskey, Bil	11
TE Odoms, Riley	14	LB May, Ray	10
C Maples, Bobby	14	LB Simone, Mike	3
T Current, Mike	14	CB Jones, Calvin	14
T Montgomery, Marv		10 CB Mitchell, Leroy	12
G Jackson, Larron	12	CB Montgomery, Randy	2
G Lyons, Tom	14	S Greer, Charles	10
G Schnitker, Mike		6 S Hackbart, Dale	2
		S Thompson, Billy	14
		S Tyler, Maurice	2

1973 COACHES

John Ralston (Head Coach), Max Coley (Offensive Coordinator/Backfield), Joe Collier (Defensive Coordinator/Defensive Backs), Dick Coury (Wide Receivers), Jerry Frei (Offensive Line), Bob Gambold (Linebackers), Myrel Moore (Special Teams), Doc Ulrich (Defensive Line).

1973 LEADERS / RANKINGS

INDIVIDUAL	PLAYER	NO.	AFC RANK	NFL RANK	NFL LEADER	NO.
Scoring	Turner	106	3	5t	Ray (LA)	130
Rushing	Little	979	5	9	Simpson (BUF)	2,003
Passing Yards	Johnson	2,465	2	3	Gabriel (PHI)	3,219
Passer Rating	Johnson	75.3	4	11	Staubach (DAL)	94.6
Receiving Yards	Odoms	629	7	14	Carmichael (PHI)	1,116
Receptions	Odoms	43	10t	15t	Carmichael (PHI)	67
Interceptions	Jones	4	9t	22t	Two Players	8

OFFENSE	NO.	AFC RANK	NFL RANK	NFL LEADER	NO.
Points Per Game	25.3	1	3	Los Angeles	27.7
Total Yards Per Game	319.5	3	6	Los Angeles	360.4
Yards Per Play	5.0	4	7	Miami	5.3
Rushing Yards Per Game	139.6	8	14	Buffalo	220.6
Net Passing Yards Per Game	179.9	1	3	Philadelphia	231.1

DEFENSE	NO.	AFC RANK	NFL RANK	NFL LEADER	NO.
Points Per Game	21.1	8	15	Miami	10.7
Total Yards Per Game	302.5	10	19	Los Angeles	210.8
Yards Per Play	4.9	8t	17t	Miami	3.7
Rushing Yards Per Game	128.2	3	6	Los Angeles	90.7
Net Passing Yards Per Game	174.3	13	24	Miami	92.1

1973 NFL STANDINGS

AFC EAST	Team	W	L	T	Pct	PF	PA
	y-Miami	12	2	0	.857	343	150
	Buffalo	9	5	0	.643	259	230
	New England	5	9	0	.357	258	300
	New York Jets	4	10	0	.286	240	306
	Baltimore	4	10	0	.286	226	341

AFC CENTRAL

Team	W	L	T	Pct	PF	PA
y-Cincinnati	10	4	0	.714	286	231
x-Pittsburgh	10	4	0	.714	347	210
Cleveland	7	5	2	.571	234	255
Houston	1	13	0	.071	199	447

AFC WEST

Team	W	L	T	Pct	PF	PA
y-Oakland	9	4	1	.679	292	175
Kansas City	7	5	2	.571	231	192
Denver	7	5	2	.571	354	296
San Diego	2	11	1	.179	188	386

NFC EAST

Team	W	L	T	Pct	PF	PA
y-Dallas	10	4	0	.714	382	203
x-Washington	10	4	0	.714	325	198
Philadelphia	5	8	1	.393	310	393
St. Louis	4	9	1	.321	286	365
New York Giants	2	11	1	.179	226	362

NFC CENTRAL

Team	W	L	T	Pct	PF	PA
y-Minnesota	12	2	0	.857	296	168
Detroit	6	7	1	.464	271	247
Green Bay	5	7	2	.429	202	259
Chicago	3	11	0	.214	195	334

NFC WEST

Team	W	L	T	Pct	PF	PA
y-Los Angeles	12	2	0	.857	388	178
Atlanta	9	5	0	.643	318	224
San Francisco	5	9	0	.357	262	319
New Orleans	5	9	0	.357	163	312

x - Wild Card Qualifier; y - Division Title

DIVISIONAL PLAYOFF GAMES

12/22 - at Oakland 33, Pittsburgh 14
12/22 - at Minnesota 27, Washington 20
12/23 - at Miami 34, Cincinnati 16
12/23 - at Dallas 27, Los Angeles 16

CONFERENCE CHAMPIONSHIPS

12/30 - at Miami 27, Oakland 10
12/30 - Minnesota 27, at Dallas 10

SUPER BOWL VIII (Houston)

1/13 - Miami 24, Minnesota 7

1972 FINAL STATISTICS (5-9)

Head Coach: John Ralston AFC West: 3rd Home Stadium: Mile High Stadium

Date	W-L	Score	Opponent	Attendance	RUSHING	No.	Yds.	Avg	LG	TD
Sept 17	W	30-17	Houston	51,656	Little	216	859	4.0	55t	9
Sept 24	L	14-37	at San Diego	49,048	Anderson	72	319	4.4	40	1
Oct 1	L	24-45	Kansas City	51,656	Dawkins	56	243	4.4	19	2
Oct 8	L	10-21	at Cincinnati	55,812	Lynch	34	164	4.8	28	2
Oct 15	L	20-23	Minnesota	51,656	Van Heusen	3	76	25.3	66t	1
Oct 22	W	30-23	at Oakland	53,551	Odoms	5	72	14.4	27	0
Oct 29	L	20-27	Cleveland	51,656	Krieg	1	63	63.0	63	0
Nov 5	L	17-29	at N.Y. Giants	62,689	Ramsey	5	15	3.0	8t	2
Nov 12	W	16-10	at Los Angeles	65,398	Moses	2	11	5.5	14	0
Nov 19	L	20-37	Oakland	51,656	Harrison	1	9	9.0	9	0
Nov 26	L	20-23	at Atlanta	58,850	OTHERS	14	7	.5	0	0
Dec 3	L	21-24	at Kansas City	66,725	BRONCOS	409	1838	4.5	66t	17
Dec 10	W	38-13	San Diego	51,478	OPPONENTS	439	1668	3.8	51	15
Dec 17	W	45-21	New England	51,656						

TEAM STATISTICS

	Den	Opp
TOTAL FIRST DOWNS	237	251
Rushing	87	102
Passing	132	123
Penalty	18	26
Third-Down Efficiency	75/177	74/190
TOTAL NET YARDS	4472	3851
Avg. Per Game	319.4	275.1
Total Plays	831	876
Avg. Gain Per Play	5.4	4.4
NET YARDS RUSHING	1838	1668
Avg. Per Game	131.3	119.1
Total Rushes	409	439
Avg. Per Rush	4.5	3.8
NET YARDS PASSING	2634	2183
Avg. Per Game	188.1	155.9
Sacked/Yards Lost	38/266	41/357
Gross Yards	2900	2540
Att./Completions	384/201	397/206
Completion Pct.	52.3	51.9
Had Intercepted	23	10
PUNTS/AVERAGE	60/40.1	66/45.2
PUNT RETURNS/AVG	28/11.1	28/8.9
KICKOFF RETURNS/AVG	55/22.8	54/23.1
MISC. RETURNS/AVG	18/30	15/81
INTERCEPTIONS/RET.	10/10.9	23/19.2
PENALTIES/YARDS	89/827	83/784
FUMBLES/BALL LOST	25/11	27/12
TOTAL POINTS	325	350
Avg. Points per Game	23.2	25.0
Touchdowns	38	41
By Rushing	17	15
By Passing	19	19
By Returns	2	7
Field Goals	20/29	21/33
Conversions	37	39

SCORE BY PERIODS

	1	2	3	4	OT	Total
BRONCOS	85	92	54	94	—	325
OPPONENTS	35	120	81	114	—	350

SCORING

	TD	Ru	Pa	Rt	PAT	FG	S	PTS
Turner	0	0	0	0	37/37	20/29	0	97
Little	13	9	4	0	0/0	0/0	0	78
Moses	5	0	5	0	0/0	0/0	0	30
Masters	3	0	3	0	0/0	0/0	0	18
Sherman	3	0	3	0	0/0	0/0	0	18
Anderson	2	1	1	0	0/0	0/0	0	12
Ramsey	2	2	0	0	0/0	0/0	0	12
Simmons	2	0	2	0	0/0	0/0	0	12
Dawkins	2	2	0	0	0/0	0/0	0	12
Lynch	2	2	0	0	0/0	0/0	0	12
Van Heusen	1	1	0	0	0/0	0/0	0	6
Montgomery	1	0	0	1	0/0	0/0	0	6
Odoms	1	0	1	0	0/0	0/0	0	6
Greer	1	0	0	1	0/0	0/0	0	6
BRONCOS	38	17	19	2	37/37	20/29	0	325
OPPONENTS	41	15	19	7	39/39	21/33	1	350

PASSING

	Att.	Comp.	Yds.	Cmp.%	Yd./Att.	Tkd/Yds	TD	TD%	Int.	Int.%	LG
Johnson	238	132	1783	55.5	7.53	12/82	14	5.8	14	5.8	40
Ramsey	137	65	1050	47.4	7.79	26/184	3	2.2	9	6.6	60
Little	2	2	43	100.	21.52	0/0	1	50.0	0	0.0	35
Anderson	3	1	14	33.3	4.75	0/0	1	3.3	0	0.0	14
Ernst	4	1	10	25.0	2.56	0/0	0	0.0	0	0.0	10
BRONCOS	384	201	2900	52.3	7.55	38/266	19	4.9	23	6.0	60
OPPONENTS	397	206	2540	51.9	6.40	41/357	19	4.8	10	2.5	57t

1972 DEFENSIVE STATS

(based on unofficial press box statistics)

	TT	UT	A	SACKS	I-YDS	FR
1 Graham	73	55	18	3	2-10	1
2 Alzado	72	54	18	10.5	0-0	5
3 Smith	70	53	17	10.5	0-0	0
4 Greer	56	44	12	0	2-18	1
5 Preece	47	37	10	0	1-30	2
6 Mitchell	46	40	6	0	3-27	0
7 Duranko	43	32	11	4.5	0-0	0
8 Myrtle	40	32	8	2.5	0-0	0
9 Geddes	39	32	7	1	0-0	0
10 Voss	36	26	10	0	0-0	0
11 Forsberg	35	22	13	1	0-0	1
12 McKoy	31	27	4	3	0-0	0
Montgomery	31	26	5	0	1-20	1
14 Thompson	27	24	3	0	1-4	0
15 Simone	18	13	5	0	0-0	1
16 Saimes	17	11	6	0	0-0	0
17 Domres	11	10	1	1	0-0	0
18 Jackson, R.	10	8	2	2	0-0	0
19 Parish	8	6	2	0	0-0	0
20 Critter	6	5	1	0	0-0	0
21 Hoffman	3	1	2	1	0-0	0
22 West	1	1	0	0	0-0	0
23 Team	0	0	0	1	0-0	0
TOTALS	720	559	161	41	10-109	12

1972 GAMES STARTED

OFFENSE		DEFENSE	
QB Johnson, Charley	9	DE Alzado, Lyle	14
QB Ramsey, Steve	5	DE Domres, Tom	3
RB Anderson, Bobby	9	DE Hoffman, John	1
RB Dawkins, Joe	5	DE Jackson, Rich	4
RB Little, Floyd	14	DE Voss, Lloyd	7
WR Harrison, Dwight	1	DT Duranko, Pete	13
WR Moses, Haven	6	DT Smith, Paul	14
WR Sherman, Rod	13	LB Forsberg, Fred	6
WR Simmons, Jerry	8	LB Geddes, Bob	3
TE Masters, Billy	14	LB Graham, Tom	9
C Goeddeke, George	1	LB McKoy, Bill	9
C Kaminski, Larry	9	LB Myrtle, Chip	14
C Mapples, Bobby	4	LB Parish, Don	1
T Current, Mike	14	CB Mitchell, Leroy	14
T Montgomery, Marv	14	CB Montgomery, Randy	8
G Jackson, Larron	14	S Greer, Charles	14
G Lyons, Tommy	9	S Preece, Steve	9
G Schnitker, Mike	5	S Saimes, George	3
		S/CB Thompson, Billy	8

1972 COACHES

John Ralston (Head Coach), Max Coley (Offensive Coordinator/Backfield), Joe Collier (Defensive Coordinator/Defensive Backs), Dick Coury (Wide Receivers), Jerry Frei (Offensive Line), Bob Gambold (Linebackers), Myrel Moore (Special Teams), Doc Ulrich (Defensive Line).

1972 LEADERS / RANKINGS

INDIVIDUAL	PLAYER	NO.	AFC RANK	NFL RANK	NFL LEADER	NO.
Scoring	Turner	97	5t	9t	Marcol (GB)	128
Rushing	Little	859	8	14	Simpson (BUF)	1251
Passing Yards	Johnson	1,783	8	17	Namath (NYJ)	2,816
Passer Rating	Johnson	74.6	3	8	Kilmer (WAS)	84.8
Receiving Yards	Sherman	661	9	16	Jackson (PHI)	1,048
Receptions	Sherman	38	14t	25t	Jackson (PHI)	62
Interceptions	Mitchell	3	26t	45t	Bradley (PHI)	9
OFFENSE		NO.	AFC RANK	NFL RANK	NFL LEADER	NO.
Points Per Game		23.2	5	9	Miami	27.5
Total Yards Per Game		319.4	4	5	Miami	369.7
Yards Per Play		5.4	3	2	New York Jets	5.8
Rushing Yards Per Game		131.3	10	18	Miami	211.4
Net Passing Yards Per Game		188.1	2	3	New York Jets	198.4

DEFENSE	NO.	AFC RANK	NFL RANK	NFL LEADER	NO.
Points Per Game	25.0	10	21	Miami	12.2
Total Yards Per Game	275.1	4	9	Miami	235.5
Yards Per Play	4.4	3	5	Pittsburgh	4.2
Rushing Yards Per Game	119.1	2	4	Dallas	108.2
Net Passing Yards Per Game	155.9	8	16	Minnesota	121.4

1972 NFL STANDINGS

AFC EAST

Team	W	L	T	Pct	PF	PA
y-Miami	14	0	0	1.000	385	171
New York Jets	7	7	0	.500	367	324
Baltimore	5	9	0	.357	235	252
Buffalo	4	9	1	.321	257	377
New England	3	11	0	.214	192	446

AFC CENTRAL

Team	W	L	T	Pct	PF	PA
y-Pittsburgh	11	3	0	.786	343	175
x-Cleveland	10	4	0	.714	268	249
Cincinnati	8	6	0	.571	299	229
Houston	1	13	0	.071	164	380

AFC WEST

Team	W	L	T	Pct	PF	PA
y-Oakland	10	3	1	.750	365	248
Kansas City	8	6	0	.571	287	254
Denver	5	9	0	.357	325	350
San Diego	4	9	1	.321	264	344

NFC EAST

Team	W	L	T	Pct	PF	PA
y-Washington	11	3	0	.786	336	218
x-Dallas	10	4	0	.714	319	240
New York Giants	8	6	0	.571	331	247
St. Louis	4	9	1	.321	193	303
Philadelphia	2	11	1	.179	145	352

NFC CENTRAL

Team	W	L	T	Pct	PF	PA
y-Green Bay	10	4	0	.714	304	226
Detroit	8	5	1	.607	339	290
Minnesota	7	7	0	.500	301	252
Chicago	4	9	1	.321	225	275

NFC WEST

Team	W	L	T	Pct	PF	PA
y-San Francisco	8	5	1	.607	353	249
Atlanta	7	7	0	.500	269	274
Los Angeles	6	7	1	.464	291	286
New Orleans	2	11	1	.179	215	361

x - Wild Card Qualifier; y - Division Title

DIVISIONAL PLAYOFF GAMES

12/23 - at Pittsburgh 13, Oakland 7
12/23 - Dallas 30, at San Francisco 28
12/24 - at Miami 20, Cleveland 14
12/24 - at Washington 16, Green Bay 3

CONFERENCE CHAMPIONSHIPS

12/31 - Miami 21, at Pittsburgh 17
12/31 - at Washington 26, Dallas 3

SUPER BOWL VII (LOS ANGELES)

1/14 - Miami 14, Washington 7

1971 FINAL STATISTICS (4-9-1)

Head Coach: Lou Saban (9) / Jerry Smith (5) AFC West: 4th Home Stadium: Mile High Stadium

Date	W-L	Score	Opponent	Attendance	RUSHING	No.	Yds.	Avg	LG	TD
Sept 19	T	10-10	Miami	51,228	Little	284	1133	4.0	40	6
Sept 26	L	13-34	at Green Bay	47,957	Anderson	139	533	3.8	36	3
Oct 3	L	3-16	Kansas City	51,200	Lynch	26	162	6.2	23	0
Oct 10	L	16-27	Oakland	51,200	Masters	7	71	10.1	37	0
Oct 17	W	20-16	San Diego	51,200	Post	18	44	2.4	16	0
Oct 24	W	27-0	at Cleveland	75,674	Turner, C.	17	43	2.5	9	0
Oct 31	L	16-17	at Philadelphia	65,358	Harrison	5	36	7.2	16	0
Nov 7	L	20-24	Detroit	51,200	Mosier	4	31	7.8	29	0
Nov 14	L	10-24	Cincinnati	51,200	Horn	6	15	2.5	10	0
Nov 21	L	10-28	at Kansas City	49,945	Van Heusen	1	10	10.0	10	0
Nov 28	W	22-10	at Pittsburgh	39,710	Simmons	1	7	7.0	7	0
Dec 5	W	6-3	Chicago	51,200	Ramsey	3	6	2.0	6	0
Dec 12	L	17-45	at San Diego	44,347	Gerhke	1	2	2.0	2	0
Dec 19	L	13-21	at Oakland	54,651	BRONCOS	512	2093	4.3	40	9

TEAM STATISTICS	Den	Opp
TOTAL FIRST DOWNS	217	206
Rushing	102	90
Passing	105	91
Penalty	10	25
TOTAL NET YARDS	4158	3819
Avg. Per Game	297.0	272.9
Total Plays	891	825
Avg. Gain Per Play	4.7	4.6
NET YARDS RUSHING	2093	1834
Avg. Per Game	149.5	131.0
Total Rushes	512	426
Avg. Per Rush	4.1	4.3
NET YARDS PASSING	2065	1985
Avg. Per Game	147.5	141.8
Sacked/Yards Lost	22/178	44/435
Gross Yards	2243	2420
Att./Completions	357/175	356/150
Completion Pct.	49.0	42.1
Had Intercepted	27	20
Avg. Gain per Attempt	5.4	5.0
Avg. Gain per Completion	12.8	16.1
PUNTS/AVERAGE	76/41.8	67/45.7
Had Blocked	2	0
PUNT RETURNS	41/320	45/468
Avg. Per Return	7.8	10.4
KICKOFF RETURNS	44/960	43/1059
Avg. Per Return	21.8	24.6
INTERCEPTIONS/RET.	20/288	27/432
PENALTIES/YARDS	67/781	78/771
FUMBLES/BALL LOST	25/12	36/20
TOUCHDOWNS	18	32
Rushing	9	11
Passing	8	18
Others (see individuals)	1	3
POINTS AFTER TOUCHDOWN	18	32
FIELD GOALS	25/38	17/34

Distance	1-19	20-29	30-39	40-59	50+
Turner	8/9	3/5	8/11	6/12	0/1
OPPONENTS	5/5	6/9	4/7	2/11	0/2

SCORE BY PERIODS	1	2	3	4	OT	Total
BRONCOS	39	62	32	70	—	203
OPPONENTS	54	74	86	61	—	275

SCORING	TD	Ru	Pa	Rt	PAT	FG	\$	PTS
Turner	0	0	0	0	18/18	25/38	0	93
Little	6	6	0	0	0/0	0/0	0	36
Anderson	4	3	1	0	0/0	0/0	0	24
Harrison	2	0	2	0	0/0	0/0	0	12
Lynch	1	0	1	0	0/0	0/0	1	8
Post	1	0	1	0	0/0	0/0	0	6
Simmons	1	0	1	0	0/0	0/0	0	6
Masters	1	0	1	0	0/0	0/0	0	6
Forsberg	1	0	0	1	0/0	0/0	0	6
Turner, C.	1	0	1	0	0/0	0/0	0	6
BRONCOS	18	9	8	1	18/18	25/38	1	203
OPPONENTS	32	11	18	3	32/32	17/34	0	275

PASSING	Att.	Comp.	Yds.	Cmp.%	Yd./Att.	Tkd/Yds	TD	TD%	Int.	Int.%	LG
Ramsey	178	84	1120	47.2	6.29	13/105	5	2.8	13	7.3	47
Horn	173	89	1056	51.4	6.10	8/67	3	1.7	14	8.1	74
Anderson	3	1	48	33.3	16.00	1/6	0	0.0	0	0.0	48
Gerhke	2	1	19	50.0	9.50	0/0	0	0.0	0	0.0	19
Little	1	0	0	0.0	0.00	0/0	0	0.0	0	0.0	—
Van Heusen	1	0	0	0.0	0.00	0/0	0	0.0	0	0.0	—
BRONCOS	358	175	2243	48.9	6.27	22/178	8	2.2	27	7.5	74
OPPONENTS	356	150	2420	42.1	6.80	44/435	18	5.1	20	5.6	—

RECEIVING	No.	Yds	Avg	LG	TD
Anderson	37	353	9.5	31	1
Masters	27	382	14.1	25	1
Little	26	255	9.8	74	0
Simmons	25	403	16.1	47	1
Harrison	19	265	13.9	43	2
Gerhke	14	254	18.1	48	0
Whalen	7	124	17.7	35	0
Turner, C.	7	65	9.3	17	1
Post	4	46	11.5	15	1
Mosier	3	36	12.0	19	0
Lynch	2	42	21.0	40	1
Bowdell	1	19	19.0	19	0
Van Heusen	1	10	10.0	10	0
Washington	1	0	0.0	0	0
Schnitker	1	-11	-11.0	-11	0
BRONCOS	175	2243	12.8	74	8
OPPONENTS	150	2420	16.1	77	18

INTERCEPTIONS	No.	Yds	Avg	LG	TD
Thompson	5	83	16.6	42	0
Forsberg	3	75	25.0	40	1
Myrtle	3	64	21.3	30	0
Greer	3	32	10.7	30	0
Gordon	2	21	10.5	21	0
Mitchell	2	0	0.0	0	0
Washington	1	8	8.0	8	0
Underwood	1	5	5.0	5	0
BRONCOS	20	288	14.4	42	1
OPPONENTS	27	432	16.0	69	2

PUNTING	No.	Yds	Avg	LG	B
Van Heusen	76	3176	41.8	62	2
OPPONENTS	67	3061	45.7	73	0

PUNT RETURNS	Ret	FC	Yds	Avg	LG	TD
Thompson	29	4	274	9.4	28	0
Greer	11	0	46	4.2	14	0
Mitchell	0	1	0	0.0	0	0
BRONCOS	41	4	320	7.8	28	0
OPPONENTS	45	14	468	10.4	74	0

KICKOFF RETURNS	No.	Yds	Avg	LG	TD
Little	7	199	28.3	48	0
Anderson	8	187	23.4	38	0
Post	5	116	23.2	37	0
Thompson	5	105	21.0	24	0
Turner, C.	5	100	20.0	41	0
Montgomery, R.	4	80	20.0	34	0
Lynch	0	19	19.0	19	0
Forsberg	1	19	19.0	19	0
Dawkins	2	34	17.0	17	0
Criter	5	81	16.2	28	0
Bachman	2	20	10.0	13	0
BRONCOS	44	960	21.8	48	0
OPPONENTS	43	1059	24.6	51	0

SACKS: P. Smith 12, Alzado 8, Costa 6, Forsberg 4, R. Jackson 3.5, Campbell 2.5, Domres 2, Underwood 2, Inman 2, Myrtle 1, Washington 1. **TOTAL: 44**

1971 DEFENSIVE STATS

(based on unofficial press box statistics)

	TT	UT	A	SACKS	I-YDS	FR
1 Forsberg	73	54	19	4	3-75	0
2 Saimes	56	46	10	0	0-0	1
3 Alzado	55	42	13	8	0-0	0
4 Smith	52	34	18	12	0-0	1
5 Myrtle	40	30	10	1	3-64	4
6 Thompson	38	31	7	0	5-83	1
Costa	38	25	13	6	0-0	3
8 Greer	37	28	9	0	3-32	0
9 Washington	35	29	6	1	1-8	1
10 Underwood	32	25	7	2	1-5	0
11 Mitchell	27	25	2	0	2-0	1
12 Jackson	22	14	8	3.5	0-0	1
13 Domres	19	12	7	2	0-0	0
14 Inman	15	10	5	2	0-0	1
15 Campbell	14	10	4	2.5	0-0	0
16 McKoy	8	7	1	0	0-0	0
Montgomery	8	6	2	0	0-0	0
18 Gordon	7	7	0	0	2-21	0
19 Criter	3	2	1	0	0-0	0
Byrd	3	1	2	0	0-0	0
21 Barnes	1	1	0	0	0-0	0
TOTALS	583	439	144	44	20-288	14

1971 GAMES STARTED

OFFENSE		DEFENSE	
QB Horn, Don	9	DE Alzado, Lyle	11
QB Ramsey, Steve	5	DE Campbell, Carter	2
RB Anderson, Bobby	13	DE Jackson, Rich	8
RB Little, Floyd	13	DT Costa, Dave	14
RB Lynch, Fran	1	DT Domres, Tom	5
RB Post, Dickie	1	DT Inman, Jerry	3
WR Gehrke, Jack	10	DT Smith, Paul	13
WR Harrison, Dwight	5	LB Forsberg, Fred	14
WR Mosier, John	1	LB Myrtle, Chip	14
WR Simmons, Jerry	12	LB Underwood, Olen	4
TE Masters, Billy	12	LB Washington, Dave	10
TE Whalen, Jim	2	CB Mitchell, Leroy	14
C/G Goeddeke, George	12	CB Thompson, Billy	14
C Kaminski, Larry	3	S Greer, Charles	14
T Current, Mike	14	S Saimes, George	14
T Shoals, Roger	14		
G Brunelli, Sam	4		
G Jackson, Larron	9		
G Lyons, Tommy	1		
G Schnitker, Mike	13		

1971 COACHES

Lou Saban (Head Coach), Joe Collier (Defensive Secondary), Whitey Dovell (Special Teams/Tight Ends), Hunter Enis (Offensive Backfield), Stan Jones (Defensive Line), Jerry Smith (Offensive Line).

1971 LEADERS / RANKINGS

INDIVIDUAL	PLAYER	NO.	AFC RANK	NFL RANK	NFL LEADER	NO.
Scoring	Turner	93	4	7	Yepremian (MIA)	117
Rushing	Little	1,133	1	1	Little (DEN)	1,133
Passing Yards	Ramsey	1,120	12	26	Hadli (SD)	3,075
Passer Rating	Ramsey	46.6	DNQ	DNQ	Staebach (DAL)	104.8
Receiving Yards	Simmons	403	26	53	Taylor (KC)	1,110
Receptions	Anderson	37	17	29	Bieleknoff (OAK)	61
Interceptions	Thompson	5	8	19	Bradley (PHI)	11

OFFENSE	NO.	AFC RANK	NFL RANK	NFL LEADER	NO.
Points Per Game	14.5	12	24	Dallas	29.0
Total Yards Per Game	297.0	6	11	Dallas	359.6
Yards Per Play	4.7	6	9	Three Teams	5.5
Rushing Yards Per Game	149.5	5	10	Miami	173.5
Net Passing Yards Per Game	147.5	8	17	San Diego	223.9

DEFENSE	NO.	AFC RANK	NFL RANK	NFL LEADER	NO.
Points Per Game	19.6	6	12	Minnesota	9.9
Total Yards Per Game	272.9	5	10	Baltimore	203.7
Yards Per Play	4.6	3	6	Baltimore	3.8
Rushing Yards Per Game	131.0	8	14	Baltimore	79.5
Net Passing Yards Per Game	141.8	3	5	Atlanta	117.0

1971 NFL STANDINGS

AFC EAST	Team	W	L	T	Pct	PF	PA
	y-Miami	10	3	1	.769	315	174
	x-Baltimore	10	4	0	.714	313	140
	New England	6	8	0	.429	238	325
	New York Jets	6	8	0	.429	212	299
	Buffalo	1	13	0	.071	184	394

AFC CENTRAL	Team	W	L	T	Pct	PF	PA
	y-Cleveland	9	5	0	.643	285	273
	Pittsburgh	6	8	0	.429	246	292
	Houston	4	9	1	.308	251	330
	Cincinnati	4	10	0	.286	284	265

AFC WEST	Team	W	L	T	Pct	PF	PA
	y-Kansas City	10	3	1	.769	302	208
	Oakland	8	4	2	.667	344	278
	San Diego	6	8	0	.429	311	341
	Denver	4	9	1	.308	203	275

NFC EAST	Team	W	L	T	Pct	PF	PA
	y-Dallas	11	3	0	.786	406	222
	x-Washington	9	4	1	.692	276	19

1970 FINAL STATISTICS (5-8-1)

Head Coach: Lou Saban AFC West: 4th Home Stadium: Mile High Stadium

Date	W-L	Score	Opponent	Attendance	RUSHING	No.	Yds.	Avg	LG	TD
Sept 20	W	25-10	at Buffalo	34,882	Little	209	901	4.3	80t	3
Sept 27	W	16-13	Pittsburgh	50,705	Anderson	83	368	4.4	27t	4
Oct 4	W	26-13	Kansas City	50,705	Crenshaw	69	200	2.9	25	5
Oct 11	L	23-35	at Oakland	54,436	Turner	29	106	3.7	12	2
Oct 18	W	24-10	Atlanta	50,705	Pastrana	14	89	6.4	14	1
Oct 25	L	14-19	at San Francisco	39,515	Lynch	20	81	4.1	19	1
Nov 1	L	3-19	Washington	50,705	Liske	7	42	6.0	14	1
Nov 8	L	21-24	at San Diego	48,327	Tensi	4	14	3.5	15	0
Nov 15	L	19-24	Oakland	50,959	Haffner	1	1	1.0	1	0
Nov 22	W	31-6	at New Orleans	66,837	BRONCOS	436	1802	4.1	80t	17
Nov 29	L	21-31	at Houston	35,733	OPPONENTS	409	1351	3.3	65t	7
Dec 6	L	0-16	at Kansas City	50,454						
Dec 13	T	17-17	San Diego	50,959						
Dec 20	L	13-27	Cleveland	51,001						

TEAM STATISTICS

TOTAL FIRST DOWNS

Rushing

Passing

Penalty

TOTAL NET YARDS

Avg. Per Game

Total Plays

Avg. Gain Per Play

NET YARDS RUSHING

Avg. Per Game

Total Rushes

Avg. Per Rush

NET YARDS PASSING

Avg. Per Game

Sacked/Yards Lost

Gross Yards

Att./Completions

Completion Pct.

Had Intercepted

Avg. Gain per Attempt

Avg. Gain per Completion

PUNTS/AVERAGE

Had Blocked

PUNT RETURNS

Avg. Per Return

KICKOFF RETURNS

Avg. Per Return

INTERCEPTIONS/RET.

PENALTIES/YARDS

FUMBLES/BALL LOST

TOUCHDOWNS

Rushing

Passing

Others (see individuals)

POINTS AFTER TOUCHDOWN

FIELD GOALS

Distance

1-19

20-29

30-39

40-59

50+

Howfield

2/3

3/6

5/7

6/9

2/5

1

2

3

4

OT

Total

253

264

264

264

264

264

264

264

264

264

264

264

264

PASSING	Att.	Comp.	Yds.	Cmp.%	Yd./Att.	Tkd/Yds	TD	TD%	Int.	Int.%	LG
Liske	238	112	1340	47.1	5.63	28/228	7	2.9	11	4.6	—
Tensi	80	38	539	47.5	6.74	6/35	3	3.8	8	10.0	—
Pastrana	75	29	420	38.7	5.60	8/60	1	1.3	9	12.0	—
Anderson	7	4	59	57.1	8.43	1/5	0	0.0	0	0.0	—
Van Heusen	1	0	0	0.0	0.00	0/0	0	0.0	0	0.0	—
Little	2	0	0	0.0	0.00	1/5	0	0.0	0	0.0	—
BRONCOS	403	193	2358	45.4	5.85	44/333	11	2.7	28	6.9	74
OPPONENTS	379	191	2810	50.4	7.41	50/456	20	5.3	16	4.2	—

1970 DEFENSIVE STATS

(based on unofficial press box statistics)

	TT	UT	A	SACKS	I-YDS	FR
1 Jackson	88	64	24	10	0-0	0
2 Forsberg	85	65	20	0	0-0	1
3 Smith	79	59	20	11.5	0-0	0
4 Costa	68	44	24	9	0-0	3
5 Martha	64	41	23	0	6-9	0
6 Greer	63	51	12	1	4-20	3
7 Washington	48	36	12	5.5	0-0	1
8 Duranko	47	41	6	7	0-0	0
9 Cunningham	39	23	16	1	0-0	2
10 Gordon	38	33	5	0	3-26	0
11 Thompson	30	25	5	0	2-65	1
12 Saines	23	17	6	0	0-0	0
13 Jaquess	22	18	4	0	0-0	0
Myrtle	22	13	9	3	0-0	1
15 Inman	16	7	9	0.5	0-0	0
16 Roche	13	10	3	0.5	0-0	0
17 Butler	10	9	1	0	0-0	0
18 Criter	8	5	3	0	0-0	1
19 Wade	7	5	2	0	1-10	0
20 Edgersen	6	5	1	0	0-0	0
21 Garrett	2	2	0	0	0-0	0
22 Barnes	1	1	0	0	0-0	0
23 Team	0	0	0	0.5	0-0	0
TOTALS	779	574	205	49.5	16-220	13

1970 GAMES STARTED

OFFENSE		DEFENSE	
QB Liske, Pete	9	DE Duranko, Pete	14
QB Pastrana, Al	3	DE Jackson, Rich	14
QB Tensi, Steve	2	DT Costa, Dave	14
RB Crenshaw, Willis	12	DT Smith, Paul	14
RB Little, Floyd	14	LB Criter, Ken	1
RB Lynch, Fran	2	LB Cunningham, Carl	14
WR Denson, Al	14	LB Forsberg, Fred	13
WR Embree, John	1	LB Inman, Jerry	1
WR Haffner, Mike	7	LB Myrtle, Chip	2
WR Van Heusen, Bill	5	LB Washington, Dave	11
TE Masters, Billy	2	CB Gordon, Cornell	14
TE Whalen, Jim	13	CB Jaquess, Pete	2
C Kaminski, Larry	14	CB Mitchell, Alvin	1
T Alexakos, Steve	1	CB Thompson, Billy	9
T Bachman, Jay	1	CB Wade, Bob	2
T Brunelli, Sam	12	S Greer, Charles	14
T Current, Mike	14	S Martha, Paul	12
G Goeddeke, George		S Saines, George	2
G Schnitker, Mike	2		
G Young, Bob	12		

1970 COACHES

Lou Saban (Head Coach), Joe Collier (Defensive Backfield), Whitey Dovell (Offensive Line), Hunter Enis (Offensive Backfield), Stan Jones (Defensive Line), Dick MacPherson (Linebackers), Sam Rutigliano (Wide Receivers).

1970 LEADERS / RANKINGS

INDIVIDUAL	PLAYER	NO.	AFC RANK	NFL RANK	NFL LEADER	NO.
Scoring	Howfield	81	7	16	Cox (MIN)	125
Rushing	Little	901	1	4	Brown (WAS)	1125
Passing Yards	Liske	1,340	11	23	Brodie (SF)	2,941
Passer Rating	Liske	55.3	10	22	Brodie (SF)	93.8
Receiving Yards	Denison	646	10	21	Washington (SF)	1,100
Receptions	Denison	47	2t	10t	Gordon (CHI)	71
Interceptions	Martha	6	4t	9t	Robinson (KC)	10

OFFENSE	NO.	AFC RANK	NFL RANK	NFL LEADER	NO.
Points Per Game	18.1	9	18	San Francisco	25.1
Total Yards Per Game	273.4	10	18	Oakland	349.9
Yards Per Play	4.3	12	21t	Oakland/St. Louis	5.3
Rushing Yards Per Game	128.7	5	9	Dallas	164.3
Net Passing Yards Per Game	144.6	9	19	San Francisco	208.8

DEFENSE	NO.	AFC RANK	NFL RANK	NFL LEADER	NO.
Points Per Game	18.9	5	12	Minnesota	10.2
Total Yards Per Game	264.6	3	7	Minnesota	200.2
Yards Per Play	4.4	2t	6t	Minnesota	3.4
Rushing Yards Per Game	96.5	2	3	Detroit	82.3
Net Passing Yards Per Game	168.1	8	18	Minnesota	102.7

1970 NFL STANDINGS

AFC EAST

Team	W	L	T	Pct	PF	PA
y-Baltimore	11	2	1	.846	321	234
x-Miami	10	4	0	.714	297	228
New York Jets	4	10	0	.286	255	286
Buffalo	3	10	1	.231	204	337
Boston	2	12	0	.143	149	361

AFC CENTRAL

Team	W	L	T	Pct	PF	PA
y-Cincinnati	8	6	0	.571	312	255
Cleveland	7	7	0	.500	286	265
Pittsburgh	5	9	0	.357	210	272
Houston	3	10	1	.217	217	352

AFC WEST

Team	W	L	T	Pct	PF	PA
y-Oakland	8	4	2	.667	300	293
Kansas City	7	5	2	.583	272	244
San Diego	5	6	3	.455	282	278
Denver	5	8	1	.385	253	264

NFC EAST

Team	W	L	T	Pct	PF	PA
y-Dallas	10	4	0	.714	299	221
New York Giants	9	5	0	.643	301	270
St. Louis	8	5	1	.615	325	228
Washington	6	8	0	.429	297	314
Philadelphia	3	10	1	.231	241	332

NFC CENTRAL

Team	W	L	T	Pct	PF	PA
y-Minnesota	12	2	0	.857	335	143
x-Detroit	10	4	0	.714	347	202
Green Bay	6	8	0	.429	196	293
Chicago	6	8	0	.429	256	261

NFC WEST

Team	W	L	T	Pct	PF	PA
y-San Francisco	10	3	1	.769	352	267
Los Angeles	9	4	1	.692	325	202
Atlanta	4	8	2	.333	206	261
New Orleans	2	11	1	.154	172	347

x - Wild Card Qualifier; y - Division Title
(NOTE - in 1970 tie games were not included in winning percentage)

DIVISIONAL PLAYOFF GAMES

12/26 - at Baltimore 17, Cincinnati 0
12/26 - at Dallas 5, Detroit 0
12/27 - at Oakland 21, Miami 14
12/27 - San Francisco 17, at Minnesota 14

CONFERENCE CHAMPIONSHIPS

1/3 - at Baltimore 27, Oakland 17
1/3 - Dallas 17, at San Francisco 10

SUPER BOWL V (Miami)

1/17 - Baltimore 16, Dallas 13

1969 FINAL STATISTICS (5-8-1)

Head Coach: Lou Saban AFL West: 4th Home Stadium: Mile High Stadium

Date	W-L	Score	Opponent	Attendance	RUSHING	No.	Yds.	Avg	LG	TD
Sept 14	W	35-7	Boston	43,482	Little	146	729	5.0	48t	6
Sept 21	W	21-19	N.Y. Jets	50,583	Lynch	96	407	4.2	54	2
Sept 28	L	28-41	at Buffalo	40,302	Quayle	57	183	3.2	17	0
Oct 5	L	13-26	at Kansas City	50,564	Smiley	56	166	3.0	26	3
Oct 12	L	14-24	Oakland	49,511	Tensi	12	63	5.3	17	0
Oct 19	W	30-23	at Cincinnati	27,920	Liske	10	50	5.0	19	0
Oct 26	L	21-24	at Houston	45,348	Williams	10	18	1.8	8	1
Nov 2	W	13-0	San Diego	45,511	Denson	1	9	9.0	9	0
Nov 9	L	10-41	at Oakland	54,416	Burnett	5	9	1.8	5	0
Nov 16	T	20-20	Houston	45,002	Jones	1	3	3.0	3	0
Nov 23	L	24-45	at San Diego	34,664	BRONCOS	394	1637	4.2	54	12
Nov 27	L	17-31	at Kansas City	48,773	OPPONENTS	436	1709	3.9	43t	15
Dec 7	L	24-27	at Miami	25,332						
Dec 14	W	27-16	Cincinnati	42,198						

TEAM STATISTICS

TOTAL FIRST DOWNS

Rushing	87
Passing	130
Penalty	26

TOTAL NET YARDS

Avg. Per Game	297.2
Total Plays	841
Avg. Gain Per Play	4.9

NET YARDS RUSHING

Avg. Per Game	116.9
Total Rushes	394
Avg. Per Rush	4.2

NET YARDS PASSING

Avg. Per Game	180.3
Sacked/Yards Lost	44/311
Att./Completions	403/192

Completion Pct.

Had Intercepted	23
Touchdowns	23
Avg. Gain per Attempt	6.3

Avg. Gain per Completion

PUNTS/AVERAGE	72/40.1
Had Blocked	1
PUNT RETURNS	37/450

Avg. Per Return

KICKOFF RETURNS	56/1323
Avg. Per Return	23.6
INTERCEPTIONS/RET.	14/228

PENALTIES/YARDS

FUMBLES/BALL LOST	15/8
TOUCHDOWNS	37
Rushing	12

Passing

Others (Safety)	2
PAT (Kicking)	36/37
PAT (Passing)	0/0

PAT (Rushing)

FIELD GOALS	13/29
-------------	-------

SCORE BY PERIODS

	1	2	3	4	OT	Total
BRONCOS	72	89	61	75	—	297
OPPONENTS	67	86	86	105	—	344

SCORING

	TD	Ru	Pa	Rt	PAT	FG	\$	PTS
Howfield	0	0	0	0	36/37	13/29	0	75
Denson	10	0	10	0	0/0	0/0	0	60
Little	7	6	1	0	0/0	0/0	0	42
Haffner	5	0	5	0	0/0	0/0	0	30
Embree	5	0	5	0	0/0	0/0	0	30
Smiley	4	3	1	0	0/0	0/0	0	24
Lynch	2	2	0	0	0/0	0/0	0	12
Thompson	1	0	0	1	0/0	0/0	0	6
Burrell	1	0	0	1	0/0	0/0	0	6
Buckman	1	0	1	0	0/0	0/0	0	6
Williams	1	1	0	0	0/0	0/0	0	6
BRONCOS	37	12	23	2	36/37	13/29	0	297
OPPONENTS	40	15	19	6	38/39	22/32	0	344

PASSING

	Att.	Comp.	Yds.	Cmp.%	Yd./Att.	Tkd/Yds	TD	TD%	Int.	Int.%	LG
Tensi	286	131	1990	45.8	7.0	29/208	14	4.9	12	4.2	79t
Liske	115	61	845	53.0	7.3	15/103	9	7.8	11	9.6	71
Little	2	0	0	0.0	0.0	0/0	0	0.0	0	0.0	—
BRONCOS	403	192	2835	47.6	7.0	44/311	23	5.7	23	5.7	79t
OPPONENTS	437	223	3295	51.0	7.5	45/363	19	4.3	14	3.2	86t

RECEIVING

Denson	53	809	15.3	62t	10
Haffner	35	563	16.1	46	5
Embree	29	469	16.2	79t	5
Little	19	218	11.5	67t	1
Quayle	11	167	15.2	71	0
Beer	9	200	22.2	48	0
Pivec	9	117	13.0	18	0
Lynch	9	86	9.6	19	0
Williams	5	56	11.2	14	0
Smiley	5	23	4.6	17	1
Buckman	4	48	12.0	20	1
Van Heusen	3	64	31.3	36	0
Pastrana	1	15	15.0	15	0
BRONCOS	192	2835	14.8	79t	23
OPPONENTS	223	3295	14.8	86t	19

INTERCEPTIONS

	No.	Yds	Avg	LG	TD
Thompson	3	92	30.7	57t	1
Burrell	2	65	32.5	38t	1
Cavness	2	30	15.0	29	0
Huard	2	18	9.0	18	0
Greer	2	13	6.5	13	0
Cunningham	2	10	5.0	5	0
Hollomon	1	0	0.0	0	0
BRONCOS	14	228	16.3	57t	2
OPPONENTS	23	421	18.3	66	4

PUNTING

	No.	Yds	Avg	LG	B
Van Heusen	25	1021	40.8	61	0
Hollomon	47	1868	39.7	57	1
BRONCOS	72	2889	40.1	61	1
OPPONENTS	71	3059	43.1	98	0

PUNT RETURNS

	Ret	FC	Yds	Avg	LG	TD
Thompson	25	5	288	11.5	40	0
Little	6	2	70	11.7	52	0
Burrell	5	2	56	11.2	42	0
Greer	1	0	36	36.0	36	0
BRONCOS	37	9	450	12.2	52	0
OPPONENTS	35	20	246	7.0	36	0

KICKOFF RETURNS

	No.	Yds	Avg	LG	TD
Thompson	18	513	28.5	63	0
Williams	23	574	25.0	38	0
Burrell	6	108	18.0	30	0
Little	3	81	27.0	30	0
Criter	3	31	10.3	14	0
Barnes	1	16	16.0	16	0
Hollomon	1	0	0.0	—	0
Myrtle	1	0	0.0	—	0
BRONCOS	56	1323	23.6	63	0
OPPONENTS	21	471	22.4	53t	1

SACKS: Jackson 12.5, Costa 11.5, Duranko 7, Cunningham 3, P. Smith 3, Richter 2, Mirich 2, Myrtle 2, Inman 2. **TOTAL: 45**

1968 FINAL STATISTICS (5-9)

Head Coach: Lou Saban AFL West: 4th Home Stadium: Mile High Stadium

Date	W-L	Score	Opponent	Attendance	RUSHING, cont.	No.	Yds.	Avg	LG	TD
Sept 15	L	10-24	at Cincinnati	25,049	Leclair	12	40	3.3	12	0
Sept 22	L	2-34	at Kansas City	45,821	Moore	4	22	5.5	10	0
Sept 29	L	17-20	Boston	37,024	Lindsey	4	17	4.3	7	0
Oct 6	W	10-7	Cincinnati	41,257	Van Heusen	1	6	6.0	6	0
Oct 13	W	21-13	at N.Y. Jets	62,052	Haffner	2	2	1.0	1	0
Oct 20	L	24-55	at San Diego	42,953	Tensi	6	2	0.3	2	0
Oct 27	W	21-14	Miami	44,115	Jones	1	-1	-1.0	-1	0
Nov 3	W	35-14	at Boston	18,304	DiVito	1	-1	-1.0	-1	0
Nov 10	L	7-43	Oakland	50,002	BRONCOS	411	1614	3.9	155	11
Nov 17	L	17-38	at Houston	36,075	OPPONENTS	457	1861	4.1	165	20
Nov 24	W	34-32	Buffalo	35,142						
Dec 1	L	23-47	San Diego	35,312	RECEIVING	No.	Yds	Avg	LG	TD
Dec 8	L	27-33	at Oakland	47,754	Crabtree	35	601	17.2	72t	5
Dec 14	L	7-30	Kansas City	38,463	Denson	34	586	17.2	44t	5

TEAM STATISTICS

TOTAL FIRST DOWNS

Rushing	217
Passing	75
Penalty	145
	18

TOTAL NET YARDS

Avg. Per Game	283.6
Total Plays	889
Avg. Gain Per Play	4.5

NET YARDS RUSHING

Avg. Per Game	115.3
Total Rushes	411
Avg. Per Rush	4.1

NET YARDS PASSING

Avg. Per Game	168.4
Sacked/Yards Lost	51/469
Att./Completions	427/179

Completion Pct.

Had Intercepted	27
PUNTS/AVERAGE	96/42.7
Had Blocked	1

PUNT RETURNS

Avg. Per Return	8.7
KICKOFF RETURNS	60/1361
Avg. Per Return	22.7

INTERCEPTIONS/RET.

PENALTIES/YARDS	73/772
FUMBLES/BALL LOST	28/13
TOUCHDOWNS	32

Rushing

Passing	20
Others (Ret.)	1
Others (Safety)	1
PAT (Kicking)	31/31
PAT (Passing)	0/1
PAT (Rushing)	0/0
FIELD GOALS	10/23

SCORING

Howfield	
Crabtree	
Little	
Denson	
Lynch	
Briscoe	
Van Heusen	
Jones	
McCarthy	
Haffner	
Beer	
Ford	
Humphreys	
Myrtle	
BRONCOS	3
OPPONENTS	4

1967 FINAL STATISTICS (3-11)

Head Coach: Lou Saban AFL West: 4th Home Stadium: Bears Stadium

Date	W-L	Score	Opponent	Attendance	RUSHING	No.	Yds.	Avg	LG	TD
Sept 3	W	26-21	Boston	35,488	Little	130	381	2.9	14	1
Sept 10	L	0-51	at Oakland	25,423	Mitchell	82	308	3.8	35	0
Sept 17	L	21-35	at Miami	29,381	Hickey	73	263	3.6	20	4
Sept 24	L	24-38	N.Y. Jets	35,365	Hayes	85	255	3.0	18	4
Oct 1	L	6-10	at Houston	21,798	Gilchrist	10	21	2.1	6	0
Oct 8	L	16-17	Buffalo	35,188	Lynch	2	7	3.5	7	0
Oct 22	L	21-38	San Diego	34,464	LeClair	8	6	0.8	10	1
Oct 29	L	9-52	at Kansas City	44,002	Tensi	24	4	0.2	13	0
Nov 5	L	17-21	Oakland	29,043	Crabtree	2	2	1.0	6	0
Nov 12	L	18-20	Houston	30,392	Glacken	1	10	10.0	10	0
Nov 19	W	21-20	at Buffalo	30,891	Cassese	1	5	5.0	5	0
Nov 23	L	20-24	at San Diego	34,586	Scarpitto	1	5	5.0	5	0
Dec 3	W	33-24	at N.Y. Jets	61,615	Denson	1	-2	-2.0	-2	0
Dec 17	L	24-38	Kansas City	31,660	BRONCOS	420	1265	3.0	35	10
					OPPONENTS	444	2076	4.7	65	21

TEAM STATISTICS	Den	Opp	RECEIVING	No.	Yds	Avg	LG	TD	
TOTAL FIRST DOWNS	172	276	Denson	46	899	19.5	68	11	
Rushing	65	115	Crabtree	46	716	15.6	76	5	
Passing	91	143	Hayes	13	125	9.6	24	0	
Penalty	16	18	Beer	11	155	14.1	29	0	
TOTAL NET YARDS	2947	5201	Little	7	11	1.6	15	0	
Avg. Per Game	210.5	371.5	White	5	87	17.4	40	0	
Total Plays	852	921	Hickey	7	36	5.1	22	1	
Avg. Gain Per Play	3.5	5.6	Mitchell	7	15	2.1	15	0	
NET YARDS RUSHING	1265	2076	Sweeney	6	136	22.7	48	0	
Avg. Per Game	90.4	148.3	Scarpitto	1	14	14.0	14	0	
Total Rushes	420	444	Gilchrist	1	-4	-4.0	0	0	
Avg. Per Rush	3.0	4.7	BRONCOS	150	2190	14.6	76	17	
NET YARDS PASSING	1682	3125	OPPONENTS	214	3289	15.3	79	27	
Avg. Per Game	120.1	223.2	INTERCEPTIONS	No.	Yds	Avg	LG	TD	
Sacked/Yards Lost	58/508	18/164	Sellers	7	78	11.1	47	1	
Att./Completions	374/150	459/214	Wilson	4	153	38.3	70	2	
Completion Pct.	40.1	46.6	Lentz	4	72	18.0	47	0	
Had Intercepted	18	28	Wright	4	22	5.5	8	0	
PUNTS/AVERAGE	105/44.9	65/41.5	Sykes	2	29	14.5	29	0	
Had Blocked	1	1	Huard	2	12	6.0	9	0	
PUNT RETURNS	27/357	61/718	Richter	2	6	3.0	6	0	
Avg. Per Return	13.2	11.8	Cassese	1	24	24.0	24	0	
KICKOFF RETURNS	60/1518	42/1046	Cunningham	1	16	16.0	16	0	
Avg. Per Return	25.3	24.9	Myrtle	1	1	1.0	1	0	
INTERCEPTIONS/RET.	28/413	18/262	BRONCOS	28	413	14.8	70	3	
PENALTIES/YARDS	48/512	58/628	OPPONENTS	18	262	14.6	—	2	
FUMBLES/BALL LOST	30/12	23/13	PUNTING	No.	Yds	Avg	LG	B	
TOUCHDOWNS	31	52	Scarpitto	105	4713	44.9	73	1	
Rushing	10	21	OPPONENTS	65	2699	41.5	60	1	
Passing	17	27	PUNT RETURNS	Ret	FC	Yds	Avg	LG	TD
Others	4	4	Little	16	6	270	16.9	72	1
PAT (Kicking)	28/30	48/49	Sellers	4	0	24	6.0	17	0
PAT (Passing)	1/1	1/2	Cassese	3	7	14	4.7	9	0
PAT (Rushing)	0/0	1/1	Crabtree	2	0	24	12.0	21	0
FIELD GOALS	12/27	15/31	Huard	1	0	19	19.0	19	0
			BRONCOS	27	13	357	13.2	72	1
			OPPONENTS	61	—	718	11.8	—	—

SCORING	TD	Ru	Pa	Rt	PAT	FG	\$	PTS
Denson	11	0	11	0	0/0	0/0	0	66
Humphreys	0	0	0	0	18/19	7/15	0	39
Hickey	5	4	1	0	0/0	0/0	0	30
Crabtree	5	0	5	0	0/0	0/0	0	30
Hayes	4	4	0	0	0/0	0/0	0	26
Little	2	1	0	1	0/0	0/0	0	12
Wilson	2	0	0	2	0/0	0/0	0	12
Kroner	0	0	0	0	5/6	2/2	0	11
Duncan	0	0	0	0	3/3	2/5	0	9
Sellers	1	0	0	1	0/0	0/0	0	6
LeClair	1	1	0	0	0/0	0/0	0	6
LeClerc	0	0	0	0	2/2	1/6	0	5
Jackson	0	0	0	0	0/0	0/0	1	2
White	0	0	0	0	0/0	0/0	1	2
BRONCOS	31	10	17	4	28/30	12/28	2	256
OPPONENTS	52	21	27	4	48/49	15/31	0	409

SACKS: R. Jackson 4.5, Costa 4.5, Cox 2.5, Cunningham 2.5, Inman 1.5, Duranko 1, Myrtle 1, Mirich 1, Richter 0.5. TOTAL: 19

PASSING	Att.	Comp.	Yds.	Cmp.%	Yd./Att.	TD	TD%	Int.	Int.%	LG
Tensi	325	131	1915	40.3	5.9	16	4.9	17	5.2	76
LeClair	45	19	275	42.2	6.1	1	6.1	1	2.2	48
Glacken	4	0	0	0.0	0.0	0	0.0	0	0.0	0
BRONCOS	374	150	2190	40.1	5.9	17	4.5	18	4.8	76
OPPONENTS	459	214	3289	46.6	7.2	27	5.9	28	6.1	79

1966 FINAL STATISTICS (4-10)

Head Coach: Mac Speedie (2) / Ray Malavasi (12) AFL West: 4th Home Stadium: Bears Stadium

Date	W-L	Score	Opponent	Attendance	RUSHING	No.	Yds.	Avg	LG	TD
Sept 3	L	7-45	at Houston	30,156	Hayes	105	417	4.0	56	1
Sept 18	L	10-24	Boston	25,337	Haynes	129	304	2.4	20	2
Sept 25	L	7-16	N.Y. Jets	29,878	Mitchell	70	199	2.8	21	0
Oct 2	W	40-38	Houston	27,203	Scarpitto	4	110	27.5	63	1
Oct 8	L	10-37	at Kansas City	33,929	Lester	34	84	2.5	10	0
Oct 16	L	7-24	at Miami	23,393	Choboian	21	45	2.1	12	2
Oct 23	L	10-56	Kansas City	26,196	Slaughter	1	10	10.0	10	0
Oct 30	L	17-24	at San Diego	25,819	Kellogg	6	3	0.5	5	0
Nov 6	W	17-10	at Boston	18,154	McCormick	4	2	0.5	3	0
Nov 20	L	3-17	Oakland	26,703	Glacken	2	-1	-0.5	5	0
Nov 27	W	20-17	San Diego	24,860	BRONCOS	376	1173	3.1	63	6
Dec 4	W	17-7	Miami	32,592	OPPONENTS	441	2029	4.6	61	17
Dec 11	L	10-28	at Oakland	31,765	RECEIVING	No.	Yds	Avg	LG	TD
Dec 18	L	21-38	at Buffalo	40,538	Haynes	46	480	10.4	52	1

TEAM STATISTICS	Den	Opp	RECEIVING	No.	Yds	Avg	LG	TD
TOTAL FIRST DOWNS	171	251	Denson	36	725	20.1	65	3
Rushing	61	101	Taylor	35	448	12.8	32	1
Passing	95	122	Scarpitto	21	335	16.0	62	4
Penalty	14	28	Mitchell	14	239	17.1	79	2
TOTAL NET YARDS	3168	4544	Hayes	8	49	6.1	29	0
Avg. Per Game	226.3	324.6	Lester	2	26	13.0	21	1
Total Plays	815	871	Crabtree	1	38	38.0	38	0
Avg. Gain Per Play	3.9	5.2	Franci	1	8	8.0	8	0
NET YARDS RUSHING	1173	2029	Kellogg	1	5	5.0	5	0
Avg. Per Game	83.0	144.9	Wright	1	-2	-2.0	-2	0
Total Rushes	376	441	BRONCOS	166	2351	14.2	79	12
Avg. Per Rush	3.1	4.6	OPPONENTS	192	2819	14.7	79	26
NET YARDS PASSING	1995	2515	INTERCEPTIONS	No.	Yds	Avg	LG	TD
Avg. Per Game	142.5	179.6	Brown	3	37	12.3	31	0
Sacked/Yards Lost	37/356	33/304	Sellers	3	24	8.0	24	0
Att./Completions	402/166	396/192	Matsos	2	10	5.0	5	0
Completion Pct.	41.3	48.5	Hopkins	2	9	4.5	9	0
Had Intercepted	30	13	Wright	1	15	15.0	15	0
PUNTS/AVERAGE	77/45.2	60/42.7	Bramlett	1	12	12.0	12t	0
Had Blocked	1	0	Wilson	1	2	2.0	2	0
PUNT RETURNS	26/235	38/296	BRONCOS	13	109	8.4	31	0
Avg. Per Return	9.0	7.8	OPPONENTS	30	545	18.2	—	1
KICKOFF RETURNS	58/1558	43/1000	PUNTING	No.	Yds	Avg	LG	B
Avg. Per Return	26.9	23.3	Scarpitto	76	3480	45.8	70	1
INTERCEPTIONS/RET.	13/109	30/545	BRONCOS	77	2878	45.2	70	1
PENALTIES/YARDS	66/773	75/571	OPPONENTS	60	2564	42.7	68	0
FUMBLES/BALL LOST	36/17	35/18	PUNT RETURNS	Ret	Yds	Avg	LG	TD
TOUCHDOWNS	22	47	Haynes	10	119	11.9	42	0
Rushing	6	17	Scott	7	56	8.0	21	0
Passing	12	26	Sellers	6	49	8.2	17	0
Others	4	4	Wilson	2	10	5.0	10	0
PAT (Kicking)	20/20	46/46	Lester	1	1	1.0	1	0
PAT (Passing)	1/2	1/1	BRONCOS	26	235	9.0	42	0
PAT (Rushing)	0	0	OPPONENTS	38	296	7.8	—	0
FIELD GOALS	14/25	17/40	KICKOFF RETURNS	No.	Yds	Avg	LG	TD

SCORING	TD	Ru	Pa	Rt	PAT	FG	\$	PTS	KICKOFF RETURNS	No.	Yds	Avg	LG	TD
Kroner	0	0	0	0	20/20	14/25	0	62	Sellers	19	541	28.5	100t	2
Scarpitto	5	1	4	0	0/0	0/0	0	32	Wilson	10	309	30.9	100t	1
Haynes	3	2	1	0	0/0	0/0	0	18	Scott	9	282	31.3	77	0
Denson	3	0	3	0	0/0	0/0	0	18	Haynes	9	229	25.4	43	0
Mitchell	2	0	2	0	0/0	0/0	0	12	Crabtree	5	129	25.8	32	0
Sellers	2	0	0	2	0/0	0/0	0	12	Mitchell	3	55	18.3	26	0
Choboian	2	2	0	0	0/0	0/0	0	12	Lester	1	11	11.0	11	0
Taylor	1	0	1	0	0/0	0/0	0	6	Sturm	1	2	2.0	2	0
Hayes	1	1	0	0	0/0	0/0	0	6	Inman	1	0	0.0	0	0
Bramlett	1	0	0	1	0/0	0/0	0	6	BRONCOS	58	1558	26.9	100t	3
Lester	1	0	1	0	0/0	0/0	0	6	OPPONENTS	43	1000	23.3	—	0
Wilson	1	0	0	1	0/0	0/0	0	6	SACKS:	Bramlett 9.5, LaRose 4.5, Keating 3.5, Leetzow 3, Jacobs				
BRONCOS	22	6	12	4	20/20	14/25	0	196	2. Hopkins 1.5, Jeter 1.5, Gonsoulin 1, Tarasovic 1, Cox 0.5, Team					
OPPONENTS	47	17	26	4	46/46	17/40	0	381	5. TOTAL 33					

1965 FINAL STATISTICS (4-10)

Head Coach: Mac Speedie AFL West: 4th Home Stadium: Bears Stadium

Date	W-L	Score	Opponent	Attendance	RUSHING	No.	Yds.	Avg	LG	TD
Sept 11	L	31-34	at San Diego	27,022	Gilchrist	252	954	3.8	44	6
Sept 19	L	15-30	Buffalo	30,682	Hayes	130	526	4.1	43	5
Sept 24	W	27-10	at Boston	26,782	Haynes	41	166	4.1	47	3
Oct 3	W	16-13	N.Y. Jets	34,988	Scarpitto	4	94	23.5	44	0
Oct 10	L	23-31	Kansas City	31,001	Slaughter	20	75	3.8	13	0
Oct 17	W	28-17	Houston	32,492	Barry	2	19	9.5	11	0
Oct 24	L	13-31	at Buffalo	45,046	Lee	2	1	0.5	2	0
Oct 31	L	10-45	at N.Y. Jets	53,717	McCormick	1	-2	-2.0	-2	0
Nov 7	L	21-35	San Diego	33,073	Denson	1	-4	-4.0	-4	0
Nov 14	W	31-21	at Houston	28,126	BRONCOS	453	1829	4.0	47	14
Nov 21	L	20-28	Oakland	30,369	OPPONENTS	384	1337	3.5	41	24
Dec 5	L	13-24	at Oakland	19,023	RECEIVING	No.	Yds	Avg	LG	TD
Dec 12	L	20-28	Boston	27,207	Taylor	85	1131	13.3	63	6
Dec 19	L	35-45	at Kansas City	14,421	Scarpitto	32	585	18.3	90	5

TEAM STATISTICS	Den	Opp
TOTAL FIRST DOWNS	255	244
Rushing	111	87
Passing	117	138
Penalty	27	19
TOTAL NET YARDS	4469	4297
Avg. Per Game	319.2	306.9
Total Plays	959	850
Avg. Gain Per Play	4.7	5.1
NET YARDS RUSHING	1829	1337
Avg. Per Game	130.6	95.5
Total Rushes	453	384
Avg. Per Rush	4.0	3.5
NET YARDS PASSING	2640	2960
Avg. Per Game	188.6	211.4
Sacked/Yards Lost	24/208	26/305
Att./Completions	482/222	440/202
Completion Pct.	46.1	45.9
Had Intercepted	30	25

INTERCEPTIONS	No.	Yds	Avg	LG	TD
Gonsoulin	6	91	15.2	32	0
Griffin	4	109	27.3	44	1
Wilson	3	118	39.3	65	1
Cooke	3	36	12.0	28	0
Farr	2	22	11.0	17	0
Brown	2	18	9.0	18	0
McGeever	1	36	36.0	36	0
Bramlett	1	25	25.0	25t	1
Hopkins	1	7	7.0	7	0
Erlandson	1	3	3.0	3	0
Janerette	1	0	0.0	0	0

BRONCOS	25	465	18.6	65	3
OPPONENTS	30	426	14.2	—	2
PUNTING	No.	Yds	Avg	LG	B
Scarpitto	67	2833	42.3	67	—
McCormick	1	45	45.0	45	—

BRONCOS	68	2878	42.3	67	0
OPPONENTS	73	3347	45.8	73	1
PUNT RETURNS	Ret	Yds	Avg	LG	TD
Barry	21	210	10.0	38	0
Haynes	14	121	8.6	57t	1
Bussell	2	24	12.0	21	0

BRONCOS	37	355	9.6	57t	1
OPPONENTS	26	343	13.2	—	1
KICKOFF RETURNS	No.	Yds	Avg	LG	TD
Haynes	34	901	26.5	60	0
Barry	26	611	23.5	64	0
Bussell	5	103	20.6	32	0
Hayes	4	93	23.3	30	0
Carmichael	1	15	15.0	15	0
Dixon	1	8	8.0	8	0

BRONCOS	71	1731	24.4	64	0
OPPONENTS	58	1197	20.6	—	0
SACKS:	Bramlett 6, Moore 3.5, Jacobs 3.5, Erlandson 3, Janerette 3, Leetzow 2, Brown 1, Cooke 1, Cummings 1, McGeever 1, Team 1.	TOTAL: 26			

SCORING	TD	Ru	Pa	Rt	PAT	FG	S	PTS
Kroner	0	0	0	0	32/32	13/29	0	71
Hayes	7	5	2	0	0/0	0/0	0	44
Gilchrist	7	6	1	0	0/0	0/0	0	42
Haynes	6	3	2	1	0/0	0/0	0	36
Taylor	6	0	6	0	0/0	0/0	0	36
Scarpitto	5	0	5	0	0/0	0/0	0	30
Griffin	2	0	0	2	0/0	0/0	0	12
Bramlett	2	0	0	2	0/0	0/0	0	12
Dixon	2	0	2	0	0/0	0/0	0	12
Wilson	1	0	0	1	0/0	0/0	0	6
Gonsoulin	0	0	0	0	0/0	0/0	0	2
Slaughter	0	0	0	0	0/0	0/0	0	2

BRONCOS	38	14	18	6	32/32	13/29	0	303
OPPONENTS	50	24	23	3	50/50	14/23	0	392

PASSING	Att.	Comp.	Yds.	Cmp.%	Yd./Att.	TD	TD%	Int.	Int.%	LG
Slaughter	147	75	864	51.0	5.88	6	4.1	12	8.2	51
McCormick	253	103	1292	40.7	5.11	7	2.8	14	5.5	90
Lee	80	44	692	55.0	8.65	5	6.3	3	3.8	66
BRONCOS	482	222	2848	46.1	5.91	18	3.7	30	6.2	90
OPPONENTS	440	202	3265	45.9	7.42	23	5.2	25	5.7	78

1964 FINAL STATISTICS (2-11-1)

Head Coach: Jack Faulkner (4) / Mac Speedie (10) AFL West: 4th Home Stadium: Bears Stadium

Date	W-L	Score	Opponent	Attendance	RUSHING	No.	Yds.	Avg	LG	TD
Sept 12	L	6-30	at N.Y. Jets	45,665	Mitchell	177	590	3.3	33	5
Sept 20	L	13-30	at Buffalo	28,501	Joe	112	415	3.7	51	2
Sept 27	L	17-38	Houston	22,651	Lee	42	163	3.8	16	3
Oct 4	L	10-39	Boston	15,485	Slaughter	20	54	2.7	18	0
Oct 11	W	33-27	Kansas City	16,285	Mingo	6	26	4.3	9	0
Oct 18	L	14-42	at San Diego	23,332	Stone	12	26	2.2	5	0
Oct 25	L	7-40	at Oakland	17,858	Dixon	18	25	1.4	17	0
Nov 1	L	39-49	at Kansas City	15,053	Barry	3	7	2.3	11	0
Nov 8	L	20-31	San Diego	19,670	Scarpitto	1	5	5.0	5	0
Nov 15	W	20-16	N.Y. Jets	11,309	BRONCOS	391	1311	3.4	51	10
Nov 20	L	7-12	at Boston	24,979	OPPONENTS	424	2064	4.9	58	21
Nov 29	T	20-20	Oakland	15,958	RECEIVING	No.	Yds	Avg	LG	TD
Dec 13	L	19-30	Buffalo	14,431	Taylor	76	873	11.5	57	7
Dec 20	L	15-34	at Houston	15,839	Dixon	38	585	15.4	62	1

TEAM STATISTICS	Den	Opp
TOTAL FIRST DOWNS	207	271
Rushing	78	100
Passing	116	148
Penalty	13	23
TOTAL NET YARDS	3332	4970
Avg. Per Game	238.0	355.0
Total Plays	908	908
Avg. Gain Per Play	3.7	5.5
NET YARDS RUSHING	1311	2064
Avg. Per Game	93.6	147.4
Total Rushes	391	424
Avg. Per Rush	3.4	4.9
NET YARDS PASSING	2021	2906
Avg. Per Game	144.4	207.6
Sacked/Yards Lost	61/520	44/447
Att./Completions	456/230	440/215
Completion Pct.	50.4	48.9
Had Intercepted	32	32

INTERCEPTIONS	No.	Yds	Avg	LG	TD
Brown	9	140	15.6	45	0
Gonsoulin	7	125	17.9	36	0
McGeever	6	60	10.0	19	0
Matuszak	2	16	8.0	8	0
Hopkins	2	11	5.5	9	0
Moore	1	70	70.0	70	0
Janik	1	22	22.0	22t	1
Wright	1	11	11.0	11	0
McMillin	1	3	3.0	3	0
Fraser	1	1	1.0	1	0
West	1	0	0.0	0	0

BRONCOS	32	459	14.3	70	1
OPPONENTS	32	441	13.8	—	1
PUNTING	No.	Yds	Avg	LG	B
Fraser	72	3225	44.7	67	—
Janik	10	374	37.4	49	—

BRONCOS	83	3559	43.4	67	1
OPPONENTS	59	2441	41.4	71	0
PUNT RETURNS	Ret	Yds	Avg	LG	TD
Barry	16	149	9.3	52t	1
Mitchell	9	110	12.2	54	0
BRONCOS	25	259	10.4	54	1
OPPONENTS	40	526	13.2	—	1

FIELD GOALS	TD	Ru	Pa	Rt	PAT	FG	S	PTS
Taylor	7	0	7	0	0/0	0/0	0	42
Mingo	0	0	0	0	9/10	8/12	0	33
Barry	6	5	1	0	0/0	0/0	0	36
Guesman	0	0	0	0	13/15	6/22	0	31
Scarpitto	4	0	4	0	0/0	0/0	0	24
Lee	3	3	0	0	0/0	0/0	0	18
Joe	2	2	0	0	0/0	0/0	0	14
Denson	1	0	1	0	0/0	0/0	0	8
Dixon	1	0	1	0	0/0	0/0	0	6
Barry	1	0	0	1	0/0	0/0	0	6
Cooke	1	0	0	1	0/0	0/0	0	6
Janik	1	0	0	1	0/0	0/0	0	6
McMillin	1	0	0	1	0/0	0/0	0	6
Slaughter	0	0	0	0	0/0	0/0	0	2
TEAM	0	0	0	0	0/0	0/0	1	2

BRONCOS	28	10	14	4	22/25	14/34	1	240
OPPONENTS	52	21	29	2	52/52	22/25	4	438

KICKOFF RETURNS	No.	Yds	Avg	LG	TD
Barry	47	1245	26.5	60	0
Mitchell	10	221	22.1	28	0
Mingo	8	163	20.4	42	0
Dixon	6	89	14.8	24	0
Olson	2	27	13.5	15	0
Shackelford	1	13	13.0	13	0
Jordan	1	0	0.0	0	0
Sturm	1	0	0.0	0	0
BRONCOS	76	1758	23.1	60	0
OPPONENTS	44	1166	26.5	—	0

SACKS:	Hopkins 8, Fraser 7.5, Janerette 6, Cooke 4, Matuszak 4, Jacobs 3.5, Moore 3.5, Erlandson 3, McGeever 1, Jordan 1, Team 3.	TOTAL: 44.5			
--------	--	--------------------	--	--	--

PASSING	Att.	Comp.	Yds.	Cmp.%	Yd./Att.	TD	TD%	Int.	Int.%	LG
Lee	265	133	1611	50.2	6.08	11	4.2	20	7.5	82
Slaughter	189	97	930	51.3	4.92	3	1.6	11	5.8	39
Mitchell	1	0	0	0.0	0.00	0	0.0	0	0.0	0
Taylor	1	0	0	0.0	0.00	0	0.0	1	100.0	0
BRONCOS	456	230	2541	50.4	5.57	14	3.1	32	7.0	82
OPPONENTS	440	215	3353	48.9	7.62	29	6.6	32	7.3	66

1963 FINAL STATISTICS (2-11-1)

Head Coach: Jack Faulkner AFL West: 4th Home Stadium: Bears Stadium

Date	W-L	Score	Opponent	Attendance	RUSHING	No.	Yds.	Avg	LG	TD
Sept 7	L	7-59	Kansas City	21,115	Joe	154	649	4.2	68	4
Sept 14	L	14-20	at Houston	23,147	Stone	96	382	4.0	39	2
Sept 29	W	14-10	Boston	18,636	Slaughter	32	124	3.9	19	1
Oct 6	W	50-34	San Diego	18,428	Dixon	23	105	4.6	18	2
Oct 13	L	24-33	Houston	24,087	Mingo	24	90	3.8	17	0
Oct 18	L	21-40	at Boston	25,418	Breaux	10	51	5.1	15	0
Oct 26	T	35-35	at N.Y. Jets	20,377	Mitchell	23	45	2.0	7	0
Nov 3	L	28-30	Buffalo	19,424	Dickinson	5	31	6.2	13	0
Nov 9	L	17-27	at Buffalo	30,989	Gaiters	9	20	2.2	8	0
Nov 17	L	9-14	N.Y. Jets	14,247	Walker	2	14	7.0	9	0
Nov 28	L	10-26	Oakland	14,763	Barnes	0	2	—	2	0
Dec 8	L	21-52	at Kansas City	17,443	McCormick	3	-5	-1.7	-2	0
Dec 15	L	31-35	at Oakland	15,223	TEAM	3	0	0.0	0	0
Dec 22	L	20-58	at San Diego	31,312	BRONCOS	384	1508	3.9	68	9
					OPPONENTS	420	1687	4.0	—	15

TEAM STATISTICS	Den	Opp	RECEIVING	No.	Yds	Avg	LG	TD
TOTAL FIRST DOWNS	230	254	Taylor	78	1101	14.1	72	10
Rushing	84	92	Prebola	30	471	15.7	57	2
Passing	133	145	Groman	27	437	16.2	74	3
Penalty	13	17	Stone	22	208	9.4	55	2
TOTAL NET YARDS	3995	5081	Scarpitto	21	463	22.0	66	5
Avg. Per Game	285.4	362.9	Joe	15	90	6.0	34	1
NET YARDS RUSHING	1508	1687	Dixon	10	132	13.2	30	0
Avg. Per Game	107.7	120.5	Mitchell	8	71	8.8	20	0
Total Rushes	384	420	Mingo	3	11	3.7	27	0
Avg. Per Rush	3.9	4.0	Gaiters	1	74	74.0	74t	1
NET YARDS PASSING	2487	3394	Dickinson	1	9	9.0	9	0
Avg. Per Game	177.6	242.4	Rychlec	1	9	9.0	9	0
Sacked/Yards Lost	63/590	19/178	BRONCOS	217	3076	14.2	74t	24
Att./Completions	453/217	408/204	OPPONENTS	204	3572	17.5	—	40
Completion Pct.	47.9	50.0	INTERCEPTIONS	No.	Yds	Avg	LG	TD
Had Intercepted	28	15	Gonsoulin	6	64	10.6	42t	1
PUNTS/AVERAGE	81/44.4	61/43.7	Janik	2	32	16.0	31	0
PENALTIES/YARDS	65/548	61/516	McDaniel	2	12	6.0	10	0
FUMBLES/BALL LOST	34/15	33/20	Zeman	1	23	23.0	23	0
TOUCHDOWNS	36	61	Hopkins	1	21	21.0	21	0
Rushing	9	15	Brown	1	0	0.0	0	0
Passing	24	40	Holz	1	0	0.0	0	0
Kickoff Returns	1	1	Mitchell	1	0	0.0	0	0
Pass Interceptions	1	2	McGeever	0	*18	—	18	0
Fumble Returns	1	3	BRONCOS	15	170	11.3	42t	1
Safety	0	2	OPPONENTS	28	—	—	—	2
PAT (Total)	36	57	*return yardage gained by lateral					
Kicking	35	55	PUNTING	No.	Yds	Avg	LG	B
Running	0	0	Fraser	78	3595	46.1	66	—
Passing	1	2	BRONCOS	81	3595	44.3	66	3
FIELD GOALS	16/30	15/32	OPPONENTS	61	2664	43.7	—	—

Score By Periods	1	2	3	4	OT	Total
BRONCOS	40	96	64	101	—	301
OPPONENTS	121	113	127	112	—	473

SCORING	TD	Ru	Pa	Rt	PAT	FG	S	PTS
Mingo	0	0	0	0	35/35	16/30	0	83
Taylor	10	0	10	0	0/0	0/0	0	60
Joe	5	4	1	0	0/0	0/0	0	30
Scarpitto	5	0	5	0	0/0	0/0	0	30
Stone	4	2	2	0	0/0	0/0	0	24
Groman	3	0	3	0	0/0	0/0	0	18
Prebola	2	0	2	0	0/0	0/0	0	14
Dixon	2	2	0	0	0/0	0/0	0	12
Gonsoulin	1	0	0	1	0/0	0/0	0	6
Mitchell	1	0	0	1	0/0	0/0	0	6
McFadin	1	0	0	1	0/0	0/0	0	6
Slaughter	1	1	0	0	0/0	0/0	0	6
Gaiters	1	0	1	0	0/0	0/0	0	6
BRONCOS	36	9	24	3	35/35	16/30	0	301
OPPONENTS	61	15	40	6	55/56	15/32	2	473

KICKOFF RETURNS	No.	Yds	Avg	LG	TD
Mitchell	37	954	25.7	90t	1
Gaiters	11	225	20.4	29	0
Dixon	9	195	21.6	37	0
Frazier	7	185	26.6	49	0
Mingo	7	151	21.6	31	0
Brown	3	70	23.3	54	0
Olson	2	0	0.0	0	0
Scarpitto	1	8	8.0	8	0
Groman	0	*9	—	9	0
Gonsoulin	0	*4	—	4	0
BRONCOS	78	1801	23.1	90t	1
OPPONENTS	51	1310	25.7	—	1

SACKS: Gavin 4.5, McFadin 3.5, Lassiter 2.5, Peters 2, Nery 1.5, Fraser 1.5, Erlandson 1, McDaniel 1, Holz 0.5, Team 1. TOTAL: 19

PASSING	Att.	Comp.	Yds.	Cmp.%	Yd./Att.	TD	TD%	Int.	Int.%	LG
Slaughter	223	112	1689	50.2	7.57	13	5.8	15	6.7	74
Breaux	138	70	935	50.7	6.76	7	5.1	6	4.3	71
McCormick	72	28	417	48.8	5.79	4	5.6	3	4.2	72
Tripucka	15	7	31	46.6	2.07	0	0.0	5	33.3	14
Stone	3	0	0	0.0	0.00	0	0.0	0	0.0	—
Taylor	1	0	0	0.0	0.00	0	0.0	0	0.0	—
Mingo	1	0	0	0.0	0.00	0	0.0	0	0.0	—
BRONCOS	453	217	3072	47.9	6.78	24	5.3	29	6.4	74
OPPONENTS	408	204	3572	50.0	8.75	40	9.8	15	3.7	—

1962 FINAL STATISTICS (7-7)

Head Coach: Jack Faulkner AFL West: 2nd Home Stadium: Bears Stadium

Date	W-L	Score	Opponent	Attendance	RUSHING	No.	Yds.	Avg	LG	TD
Sept 7	W	30-21	San Diego	28,000	Stone	94	360	3.8	27	3
Sept 15	W	23-20	at Buffalo	30,577	Dickinson	73	247	3.4	42	0
Sept 21	L	16-41	at Boston	21,038	Mingo	54	287	5.3	82t	4
Sept 30	W	32-10	at N.Y. Titans	17,213	Frazier	39	168	4.3	35	2
Oct 5	W	44-7	Oakland	22,452	Olzewski	33	114	3.4	46	0
Oct 14	W	23-6	at Oakland	7,000	Stinnette	21	87	4.1	14	1
Oct 21	W	20-10	Houston	34,496	Shaw	4	10	2.5	9	1
Oct 28	L	38-45	Buffalo	26,051	Tripucka	2	-1	-5	1	1
Nov 4	W	23-20	at San Diego	20,827	Taylor	2	26	13.0	18	0
Nov 11	L	29-33	Boston	28,187	BRONCOS	322	1298	4.0	82	12
Nov 18	L	3-24	Dallas	23,523	OPPONENTS	439	1868	4.3	—	11
Nov 22	L	45-46	N.Y. Titans	15,776	RECEIVING	No.	Yds	Avg	LG	TD
Dec 2	L	17-34	at Houston	30,650	Taylor	77	908	11.8	45	4
Dec 9	L	10-17	at Dallas	19,137	Dickinson	60	554	9.2	33	4

TEAM STATISTICS	Den	Opp	RECEIVING	No.	Yds	Avg	LG	TD
TOTAL FIRST DOWNS	270	234	Prebola	41	599	14.6	55	1
Rushing	72	88	Scarpitto	35	667	19.1	67	6
Passing	177	131	Stone	20	223	11.2	56	2
Penalty	21	15	Mingo	14	107	7.6	34	0
TOTAL NET YARDS	4702	4538	Olzewski	13	150	11.6	22	1
Avg. Per Game	336.2	324.4	Stinnette	13	109	8.4	32	0
NET YARDS RUSHING	1298	1868	Frazier	11	211	19.2	96	1
Avg. Per Game	93.1	133.4	Tarr	8	211	26.3	97	2
Total Rushes	439	439	BRONCOS	292	3739	12.8	97	21
Avg. Per Rush	4.0	4.3	OPPONENTS	202	2894	14.3	—	24
NET YARDS PASSING	3404	2670	INTERCEPTIONS	No.	Yds	Avg	LG	TD
Avg. Per Game	243.1	190.7	Gonsoulin	7	88	12.6	64t	1
Sacked/Yards Lost	30/335	25/224	Zeman	6	133	22.2	55	1
Att./Completions	559/292	423/202	McMillin	4	117	29.3	48	1
Completion Pct.	52.2	47.8	McDaniel	4	37	9.3	18	0
Had Intercepted	40	27	McGeever	2	63	31.5	48	1
PUNTS/AVERAGE	60/42.9	65/41.9	Gavin	1	35	35.0	35	0
PENALTIES/YARDS	64/613	76/678	Cash	1	5	5.0	5	0
FUMBLES/BALL LOST	28/14	34/19	Erlandson	1	3	3.0	3	0
TOUCHDOWNS	39	41	Fraser	1	2	2.0	2	0
Rushing	12	11	BRONCOS	27	483	17.9	64t	4
Passing	21	24	OPPONENTS	40	421	10.5	—	5
Defense>Returns	6	6	PUNTING	No.	Yds	Avg	LG	B
PAT (Total)	32	54	Fraser	54	2400	44.4	75	—
Kicking	27	52	McDaniel	5	173	34.6	39	—
Passing	4	0	BRONCOS	60	2573	42.9	75	1
Running	2	2	OPPONENTS	65	2724	41.9	—	0
FIELD GOALS	27/39	16/27	PUNT RETURNS	Ret	Yds	Avg	LG	TD

Score By Periods	1	2	3	4	OT	Total
BRONCOS	48	94	61	150	—	353
OPPONENTS	64	105	58	107	—	334

SCORING	TD	Ru	Pa	Rt	PAT	FG	S	PTS	OTHERS	2	1	0.5	7	0
Mingo	4	4	0	0	32/34	27/39	0	137	BRONCOS	19	128	6.7	47	0
Scarpitto	6	0	6	0	0/0	0/0	0	36	OPPONENTS	27	245	9.1	—	0
Stone	5	3	2	0	0/0	0/0	0	30	KICKOFF RETURNS	No.	Yds	Avg	LG	TD
Dickinson	4	0	4	0	0/0	0/0	0	24		19	388	20.4	35	0
Taylor	4	0	4	0	0/0	0/0	0	24		10	227	22.7	50	0
Frazier	3	2	1	0	0/0	0/0	0	18		8	217	27.1	50	0
Tarr	2	0	2	0	0/0	0/0	0	12		6	99	16.5	31	0
McMillin	2	0	0	2	0/0	0/0	0	12		5	143	28.6	52	0
Prebola	1	0	1	0	0/0	0/0	0	8		3	66	22.0	24	0
Tripucka	1	1	0	0	0/0	0/0	0	6		2	27	13.5	21	0
Shaw	1	1	0	0	0/0	0/0	0	6		2	26	13.0	14	0
Olsewski	1	0	1	0	0/0	0/0	0	6		1	11	11.0	11	0
Stinnette	1	1	0	0	0/0	0/0	0	6	McMillin	1	6	6.0	6	0
Zeman	1	0	0	1	0/0	0/0	0	6	BRONCOS	57	1210	21.2	52	0
Gonsoulin	1	0	0	1	0/0	0/0	0	6	OPPONENTS	67	1401	21.9	—	0
McGeever	1	0	0	1	0/0	0/0	0	6						

1961 FINAL STATISTICS (3-11)

Head Coach: Frank Filchick AFL West: 3rd Home Stadium: Bears Stadium

Date	W-L	Score	Opponent	Attendance	RUSHING	No.	Yds.	Avg	LG	TD
Sept 10	W	22-10	at Buffalo	16,636	Stone	127	505	4.0	34	4
Sept 16	L	17-45	at Boston	14,479	Bukaty	76	187	2.5	45	5
Sept 24	L	28-35	at N.Y. Titans	14,381	Ames	19	114	6.0	26	0
Oct 1	L	19-33	at Oakland	8,361	Frazier	23	110	4.8	43	1
Oct 8	L	12-19	Dallas	14,500	Herring	15	74	4.9	20	2
Oct 15	W	27-24	Oakland	11,129	Mingo	18	51	2.8	15	0
Oct 22	W	27-10	N.Y. Titans	12,508	Sturm	8	31	3.9	9	0
Oct 29	L	0-37	at San Diego	32,584	Carmichael	15	24	1.6	8	0
Nov 5	L	14-55	Houston	11,564	Traynham	6	12	2.0	8	0
Nov 12	L	16-19	San Diego	7,859	Stinnette	19	8	0.4	9	0
Nov 19	L	10-23	Buffalo	7,645	Allen	3	-4	-1.3	2	0
Nov 26	L	14-45	at Houston	27,874	Tripucka	4	-8	-2.0	0	0
Dec 3	L	24-28	Boston	9,303	TEAM	0	-13	-13.0	0	0
Dec 10	L	21-49	at Dallas	8,000	BRONCOS	333	1091	3.3	45	11
					OPPONENTS	435	1633	3.8	—	17

TEAM STATISTICS	Den	Opp	RECEIVING	No.	Yds	Avg	LG	TD
TOTAL FIRST DOWNS	219	233	Taylor	100	1176	12.7	52	4
Rushing	66	83	Frazier	47	799	17.0	87	6
Passing	127	127	Stone	38	344	9.1	37	4
Penalty	26	23	Prebola	29	349	12.0	54	1
TOTAL NET YARDS	3811	4418	Mingo	8	110	13.8	69	2
Avg. Per Game	272.2	335.0	Bukaty	14	94	6.7	13	0
NET YARDS RUSHING	1091	1633	Stinnette	11	58	5.3	15	1
Avg. Per Game	77.9	116.6	Mingo	8	110	13.8	69	2
Total Rushes	333	435	Ames	6	20	3.3	9	0
Avg. Per Rush	3.3	3.7	Hill	4	33	8.3	15	0
NET YARDS PASSING	2720	2785	Sturm	2	-1	-0.5	0	0
Avg. Per Game	194.3	198.9	Traynham	1	-1	-1.0	-1	0
Sacked/Yards Lost	33/284	33/275	BRONCOS	265	3004	11.3	87	18
Att./Completions	568/265	433/194	OPPONENTS	194	3060	15.8	—	30
Completion Pct.	46.7	44.8						
Had Intercepted	45	26	INTERCEPTIONS	No.	Yds	Avg	LG	TD
PUNTS/AVERAGE	80/39.4	77/40.5	Nugent	7	77	11.0	30	0
PENALTIES/YARDS	60/560	98/799	Gonsoulin	6	76	12.7	38	0
FUMBLES/BALL LOST	33/20	25/14	McMillin	5	56	11.2	26	0
TOUCHDOWNS	32	56	McNamara	3	85	28.3	34	0
Rushing	11	17	Hudson	3	16	5.3	13	0
Passing	18	30	Stinnette	1	40	40.0	40	0
Defense>Returns	3	9	Lamberti	1	5	5.0	5	0
PAT (Total)	28	37	BRONCOS	26	355	13.7	40	0
Kicking	27/27	36/38	OPPONENTS	45	818	18.2	—	5
Running	0/1	1/1	PUNTING	No.	Yds	Avg	LG	B
Passing	1/1	0/1	Herring	80	3149	39.4	63	0
FIELD GOALS	8/25	13/26	OPPONENTS	77	3120	40.5	—	0

Score By Periods	1	2	3	4	OT	Total	PUNT RETURNS	Ret	Yds	Avg	LG	TD
BRONCOS	52	34	37	128	—	251	Frazier	18	231	12.8	55	1
OPPONENTS	75	143	95	119	—	432	Carmichael	7	58	8.3	29	0
							McNamara	4	17	4.3	9	0
							Ames	2	17	8.5	13	0
							Gavin	1	45	45.0	45t	1
							Mingo	1	1	1.0	1	0
							BRONCOS	33	369	11.2	55	2
							OPPONENTS	26	368	14.2	—	2

SCORING	TD	Ru	Pa	Rt	PAT	FG	\$	PTS	KICKOFF RETURNS	No.	Yds	Avg	LG	TD
Frazier	8	1	6	1	0/0	0/0	0	50	Frazier	18	504	28.0	90t	1
Stone	8	4	4	—	0/0	0/0	0	48	Carmichael	16	310	19.4	31	0
Bukaty	5	5	0	—	0/0	0/0	1	32	Ames	12	240	20.0	30	0
Mingo	2	0	2	—	11/11	3/10	0	32	Stone	9	215	23.9	76	0
Hill	0	0	0	—	16/16	5/15	0	31	Mingo	4	120	30.0	30	0
Taylor	4	0	4	—	0/0	0/0	0	24	Bukaty	3	41	13.7	20	0
Herring	2	2	0	—	0/0	0/0	0	12	Gonsoulin	1	34	34.0	34	0
Prebola	1	0	1	—	0/0	0/0	0	8	Hill	1	23	23.0	23	0
Gavin	1	0	0	1	0/0	0/0	0	6	Prebola	1	8	8.0	8	0
Stinnette	1	0	1	—	0/0	0/0	0	6	Stinnette	1	6	6.0	6	0
BRONCOS	32	11	18	3	27/27	8/25	1	251	BRONCOS	66	1501	22.7	90t	1
OPPONENTS	56	17	30	9	52/52	13/26	0	432	OPPONENTS	42	720	17.1	—	0

SACKS: Cash 7, Hauser 5.5, McFadin 5, Hudson 2, Stinnette 2, McDaniel 2, Konovsky 1, Gavin 1, Holz 0.5, Team 7. **TOTAL: 33**

PASSING	Att.	Comp.	Yds.	Cmp.%	Yd./Att.	TD	TD%	Int.	Int.%	LG
Tripucka	344	167	1690	48.5	4.91	10	2.9	21	6.1	87
Herring	211	93	1160	44.1	5.50	5	2.4	22	10.4	54
Mingo	8	4	136	50.0	17.0	2	22.2	0	0.0	52
Stone	2	1	18	50.0	9.0	1	50.0	0	0.0	18
Taylor	2	0	0	0.0	0.00	0	0.0	1	100.0	0
Frazier	1	0	0	0.0	0.00	0	0.0	1	100.0	0
BRONCOS	568	265	3004	46.7	5.29	18	3.2	45	7.9	87
OPPONENTS	433	194	3060	44.8	7.07	30	6.3	26	5.5	—

1960 FINAL STATISTICS (4-9-1)

Head Coach: Frank Filchick AFL West: 4th Home Stadium: Bears Stadium

Date	W-L	Score	Opponent	Attendance	RUSHING	No.	Yds.	Avg	LG	TD
Sept 9	W	13-10	at Boston	21,597	Rolle	130	501	3.9	57	2
Sept 18	W	27-21	at Buffalo	15,229	Mingo	83	323	3.9	39	4
Sept 23	L	24-28	at N.Y. Titans	20,462	Bell	43	238	5.5	68	0
Oct 2	W	31-14	Oakland	18,372	Carmichael	41	211	5.1	47	2
Oct 16	L	19-23	L.A. Chargers	19,141	Stransky	28	78	2.8	16	0
Oct 23	W	31-24	Boston	12,683	Wegert	5	37	7.4	32	0
Oct 30	L	14-17	Dallas Texans	13,002	Carpenter	4	13	3.3	9	0
Nov 6	L	25-45	Houston	14,489	McNamara	17	33	1.9	7	1
Nov 13	L	7-34	at Dallas Texans	21,000	Brodnax	15	18	1.2	7	0
Nov 20	L	10-20	at Houston	20,778	Allen	30	18	0.6	4	1
Nov 27	T	38-38	Buffalo	7,785	Taylor	2	-6	-3.0	—	0
Dec 4	L	27-30	N.Y. Titans	5,861	Herring	5	-46	-9.2	—	0
Dec 10	L	33-41	at L.A. Chargers	9,928	Tripucka	37	-226	-6.1	—	0
Dec 16	L	10-48	at Oakland	7,000	BRONCOS	440	1195	2.7	68	10
					OPPONENTS	541	2145	4.0	—	23

TEAM STATISTICS	Den	Opp	RECEIVING	No.	Yds	Avg	LG	TD
TOTAL FIRST DOWNS	248	254	Taylor	92	1235	13.4	80	12
Rushing	84	112	Carmichael	32	616	19.3	59	5
Passing	141	123	Carpenter	29	350	12.1	36	1
Penalty	23	19	Rolle	21	122	5.8	33	1
TOTAL NET YARDS	4442	5132	Greer	22	284	12.9	33	1
Avg. Per Game	317.3	366.5	Mingo	19	156	8.2	18	1
NET YARDS RUSHING	1195	2145	Jessup	9	120	13.3	26	1
Avg. Per Game	85.4	153.2	Epperson	11	99	9.0	16	0
Total Rushes	440	541	McNamara	7	143	20.4	55	1
NET YARDS PASSING	3247	2987	Allen	5	34	6.8	17	0
Avg. Per Game	231.9	213.4	Brodnax	5	39	7.8	19	1
Att./Completions	508/259	387/189	Stransky	3	11	3.7	11	0
Completion Pct.	51.0	48.7	Carothers	2	25	12.5	20	0
Had Intercepted	35	27	Bell	2	13	6.5	11	0
PUNTS/AVERAGE	70/37.3	67/39.0	BRONCOS	259	3247	12.5	80	24
PENALTIES/YARDS	54/501	62/633	OPPONENTS	188	2987	15.8	—	25
FUMBLES/BALL LOST	32/17	26/17	INTERCEPTIONS	No.	Yds	Avg	LG	TD
TOUCHDOWNS	37	49	Gonsoulin	11	98	8.9	—	0
Rushing	10	19	McNamara	4	63	15.8	—	0
Passing	24	25	Pyeatt	4	60	15.0	—	1
Defense>Returns	3	5	Romine	3	69	23.0	—	0
			King	2	18	9.0	—	0
			Alliston	1	65	65.0	65	0
			Doyle	1	24	24.0	24	0
			Yelverton	1	20	20.0	20t	1
			BRONCOS	27	417	15.4	65	2
			OPPONENTS	35	340	9.7	—	3

Score By Periods	1	2	3	4	OT	Total	PUNT RETURNS	Ret	Yds	Avg	LG	TD
BRONCOS	42	93	86	88	—	309	Carmichael	15	101	6.7	—	0
OPPONENTS	96	108	90	99	—	393	McNamara	11	68	6.2	—	0
							Mingo	3	92	30.7	76t	1
							BRONCOS	29	261	9.0	76t	1
							OPPONENTS	20	149	7.5	—	1

SCORING	TD	Ru	Pa	Rt	PAT	FG	\$	PTS	Doyle	1	24	24.0	24	0
Mingo	6	4	1	1	33/36	18/28	0	123	Yelverton	1	20	20.0	20t	1
Taylor	12	0	12	0	0/0	0/0	0	72	BRONCOS	27	417	15.4	65	2
Carmichael	7	2	5	0	0/0	0/0	0	42	OPPONENTS	35	340	9.7	—	3
Rolle	3	2	1	0	0/0	0/0	0	18	PUNTING	No.	Yds	Avg	LG	B
McNamara	2	1	1	0	0/0	0/0	0	12	Herring	70	2610	37.3	70	0
Allen	1	1	0	0	0/0	0/0	0	6	OPPONENTS	67	2611	39.0	—	0
Brodnax	1	0	1	0	0/0	0/0	0	6						
Carpenter	1	0	1	0	0/0	0/0	0	6	PUNT RETURNS	Ret	Yds	Avg	LG	TD
Greer	1	0	1	0	0/0	0/0	0	6	Carmichael	15	101	6.7	—	0
Pyeatt	1	0	0	1	0/0	0/0	0	6	McNamara	11	68	6.2	—	0
Yelverton	1	0	0	1	0/0	0/0	0	6	Mingo	3	92	30.7	76t	1
Jessup	1	0	1	0	0/0	0/0	0	6	BRONCOS	29	261	9.0	76t	1
BRONCOS	37	10	24	3	33/36	18/28	0	309	OPPONENTS	20	149	7.5	—	1
OPPONENTS	49	19	25	5	44/47	17/27	0	393						

DENVER BRONCOS STARTERS, 1960-2006

Listed below are the usual starters, by position, for the Denver Broncos on a season-by-season basis from 1960-2006. A player must have been the starter for the majority of the games that season to be designated as the starter. If the number of starting assignments at a position were virtually equal, two players have been listed, with the player who had the greater playing time listed first. The term "Ret" is used to designate someone who was a kick return specialist.

1960				1961				1962				1963			
OFFENSE				OFFENSE				OFFENSE				OFFENSE			
LE	87	Lionel Taylor		LE	87	Lionel Taylor		LE	87	Lionel Taylor		SE	87	Lionel Taylor	
LT	85	Jim Greer		LT	77	Jack Mattox		LT	72	Jerry Sturm		LT	76	Harold Olson	
LG	77	Gordon Holz		LG	60	Ken Adamson		LG	71	Jim Perkins		LG	71	Jim Perkins	
LG	60	Carl Larpenier		C	51	Mike Nichols		C	52	Ken Adamson		C	72	Bob McCullough	
C	51	Mike Nichols		RG	71	Willie Smith		RG	67	Bob McCullough		RG	62	Ernie Barnes	
RG	71	Willie Smith		RT	75	Eldon Danenhauer		RT	75	Eldon Danenhauer		RT	75	Eldon Danenhauer	
RE	81	Bill Jessup		TE	88	Gene Prebola		TE	88	Gene Prebola		TE	88	Gene Prebola	
FL	41	Pat Epperson		FL	42	Al Frazier (Ret)		FL	82	Bob Scarpitto		FL	82	Bob Scarpitto	
QB	18	Bob McNamara		QB	18	Frank Tripucka		QB	42	Al Frazier (Ret)		QB	83	Bill Groman	
QB	81	Ken Carpenter		QB	16	George Herring		QB	16	Frank Tripucka		QB	17	Mickey Slaughter	
QB	18	Frank Tripucka		HB	34	Don Stone		HB	34	Don Stone		HB	24	Don Breaux	
HB	20	Henry Bell		HB	34	Don Stone		HB	34	Don Stone		HB	34	Don Stone	
FB	35	Gene Mingo		FB	33	Fred Bukaty		FB	35	Bo Dickinson		FB	3	Billy Joe	
P	16	George Herring		P	16	George Herring		P	55	Jim Fraser		P	51	Jim Fraser	
PK	21	Gene Mingo		PK	21	Gene Mingo/84 Jack Hill		PK	21	Gene Mingo		PK	21	Gene Mingo	
Ret	40	Al Carmichael		Ret				Ret				Ret	27	Charley Mitchell	
DEFENSE				DEFENSE				DEFENSE				DEFENSE			
LE	65	Joe Young		LE	66	John Cash		DE	61	Chuck Gavin		LE	83	Ray Jacobs	
LT	70	Don King		LT	64	Bud McFadin		DT	64	Bud McFadin		LT	64	Ron Nery	
LT	64	Bud McFadin		DT	73	Ike Lassiter		DT	73	Ike Lassiter		RT	80	Bud McFadin	
RT	67	John Hatley		RT	74	Gordon Holz		DT	74	Gordon Holz		RT	74	Gordy Holz	
RE	61	Chuck Gavin		RE	61	Chuck Gavin		DT	66	John Cash		RE	61	Chuck Gavin	
LLB	33	Pete Manquum		LLB	53	Bob Hudson		LLB	55	Jim Fraser		LLB	33	John Nocera	
LLB	53	Bob Hudson		MLB	55	Wahoo McDaniel		MLB	55	Wahoo McDaniel		MLB	53	Tom Erlandson	
MLB	34	Hardy Brown		MLB	55	Wahoo McDaniel		MLB	55	Wahoo McDaniel		MLB	54	Wahoo McDaniel	
RLB	52	Frank Kutchta		RLB	68	Bill Roehnelt		LLB	68	Bill Roehnelt		RLB	55	Jim Fraser	
RLB	84	Albert Day		RLB	62	Jerry Stalcup		LCB	47	John McGeever		LC	47	John McGeever	
LC	43	Frank Bernardi		LC	41	Bob McNamara		LCB	47	John McGeever		LC	24	Willie Brown	
LC	41	Bob McNamara		RC	45	Jim McMillan		RCB	45	Jim McMillan		RC	27	Charlie Mitchell	
RC	83	John Pyatt		RC	45	Jim McMillan		RCB	45	Jim McMillan		RC	27	Charlie Mitchell	
LS	42	Al Romine		LS	23	Goose Gonsoulin		LS	46	Bob Zeman		LS	46	Bob Zeman	
RS	23	Goose Gonsoulin		RS	23	Goose Gonsoulin		RS	23	Goose Gonsoulin		RS	23	Goose Gonsoulin	
1964				1965				1966				1967			
OFFENSE				OFFENSE				OFFENSE				OFFENSE			
SE	87	Lionel Taylor		SE	87	Lionel Taylor		SE	87	Lionel Taylor		SE	41	Eric Crabtree	
LT	73	Harold Olson		LT	77	Bob Breitenstein		LT	76	Bob Breitenstein		LT	64	Sam Brunelli	
LG	71	Jim Perkins		LG	72	Jerry Sturm		LG	72	Jerry Sturm		LG	67	George Goeddeke	
LG	68	Tom Nomina		C	52	Ray Kubala		C	52	Ray Kubala		C	59	Larry Kaminski	
C	72	Jerry Sturm		RG	67	Bob McCullough		RG	79	John Gonzaga		RG	73	Pat Mattson	
RG	67	Bob McCullough		RT	75	Eldon Danenhauer		RT	74	Lee Burnet		RT	78	Tom Chichowski	
RT	75	Eldon Danenhauer		TE	30	Hewitt Dixon		TE	88	Al Denson		TE	85	Tom Beer	
TE	30	Hewitt Dixon		FL	82	Bob Scarpitto		FL	82	Bob Scarpitto		FL	88	Al Denson	
FL	82	Bob Scarpitto		QB	8	Mickey Slaughter		QB	10	John McCormick		QB	13	Steve Tensi	
QB	15	Jacky Lee		QB	7	Mickey Slaughter		QB	15	Max Chobolan		QB	13	Steve Tensi	
HB	7	Mickey Slaughter		HB	28	Abner Haynes (Ret)		HB	28	Abner Haynes (Ret)		HB	44	Floyd Little (Ret)	
HB	28	Abner Haynes		FB	27	Charlie Mitchell		FB	27	Charlie Mitchell		FB	31	Charlie Mitchell	
FB	3	Billy Joe		FB	2	Cookie Gilchrist		FB	33	Wendell Hayes		FB	33	Wendell Hayes	
P	51	Jim Fraser		P	82	Bob Scarpitto		P	82	Bob Scarpitto		P	82	Bob Scarpitto	
PK	21	Gene Mingo		PK	12	Gary Kroner		PK	12	Gary Kroner		PK	2	Bob Humphreys	
Ret	42	Odell Barry		Ret	42	Odell Barry		Ret				Ret			
DEFENSE				DEFENSE				DEFENSE				DEFENSE			
LE	83	Ray Jacobs		LE	80	Ed Cooke		LE	81	Max Leetow		LE	75	Rex Mirich	
LT	77	Dick Guesman		LT	83	Ray Jacobs		LT	83	Ray Jacobs		LT	62	Jerry Inman	
LT	70	Charlie Janerette		RT	80	Charlie Janerette		RT	86	Larry Cox		RT	63	Dave Costa	
RE	80	Ed Cooke		RE	81	Max Leetow		RE	60	Bob Young		RE	87	Richard Jackson	
RE	78	Leroy Moore		RE	78	Leroy Moore		RE	60	Bob Young		RE	87	Richard Jackson	
LLB	50	Jerry Hopkins		LLB	53	Tom Erlandson		LLB	50	Jerry Hopkins		LLB	50	Carl Cunningham	
LLB	53	Tom Erlandson		MLB	55	Jerry Hopkins		MLB	55	Eugene Jeter		MLB	55	John Huard	
MLB	55	Marv Matuszak		MLB	54	Ed Cummings		MLB	55	Archie Matsos		MLB	57	Pete Duranko	
RLB	51	Jim Fraser		RLB	56	John Bramlett		RLB	56	John Bramlett		RLB	58	Tom Graham	
LC	24	Willie Brown		LC	24	Willie Brown		LC	24	Willie Brown		LC	21	Frank Richter	
RC	20	Willie West		RC	47	John McGeever		RC	48	Nemiah Wilson		RC	48	Nemiah Wilson	
RC	46	John Griffin		RC	47	John McGeever		RC	48	Nemiah Wilson		RC	48	Nemiah Wilson	
LS	44	Miller Farr		LS	44	Miller Farr		LS	42	Lonnie Wright		FS	28	Jack Lentz	
LS	46	John Griffin		LS	44	John Griffin		LS	42	Lonnie Wright		FS	28	Jack Lentz	
RS	23	Goose Gonsoulin		RS	23	Goose Gonsoulin		RS	23	Goose Gonsoulin		SS	43	Pete Jacques	
												SS	45	Tom Cassese	

1968				1969				1970				1971			
OFFENSE				OFFENSE				OFFENSE				OFFENSE			
SE	88	Al Denson		SE	88	Al Denson		SE	88	Al Denson		SE	42	Bill Van Heusen	
LT	42	Billy Van Heusen		LT	84	Mike Haffner		LT	42	Bill Van Heusen		LT	80	Jerry Simmons	
LG	72	Sam Brunelli		LG	72	Sam Brunelli		LG	72	Sam Brunelli		LG	75	Roger Shoals	
C	67	George Goeddeke		C	67	George Goeddeke		C	67	George Goeddeke		C	68	Larron Jackson	
	59	Larry Kaminski			59	Larry Kaminski			59	Larry Kaminski			59	Larry Kaminski	
RG	60	Bob Young		RG	60	Bob Young		RG	60	Bob Young		RG	64	Mike Schnitker	
	64	Jon Homan											61	Tom Lyons	
RT	74	Mike Current		RT	74	Mike Current		RT	74	Mike Current		RT	74	Mike Current	
TE	85	Tom Beer		TE	85	Tom Beer		TE	83	Jim Whalen		TE	81	Billy Masters	
					82	Dave Pivec			81	Billy Masters					
WR	41	Eric Crabtree		WR	89	John Embree		WR	84	Mike Haffner		WR	40	Jack Gehrke	
	80	Jimmy Jones											82	Dwight Harrison	
QB	15	Marlin Briscoe		QB	13	Steve Tensi		QB	14	Peter Liske		QB	10	Steve Ramsey	
	13	Steve Tensi			14	Peter Liske			13	Steve Tensi			13	Don Horn	
HB	44	Floyd Little (Ret)		HB	44	Floyd Little		HB	44	Floyd Little		HB	44	Floyd Little	
	22	Fran Lynch			26	Frank Quayle			11	Bobby Anderson (Ret)			22	Fran Lynch	
FB	32	Garrett Ford		FB	22	Fran Lynch		FB	33	Willis Crenshaw		FB	11	Bobby Anderson	
	40	Brendan McCarthy			39	Tom Smiley			35	Clem Turner					
P	42	Billy Van Heusen		P	42	Bill Van Heusen		P	42	Bill Van Heusen		P	42	Bill Van Heusen	
					34	Gus Holloman									
PK	3	Bobby Howfield		PK	3	Bob Howfield		PK	3	Bob Howfield		PK	15	Jim Turner	
				Ret	29	Wandy Williams									
DEFENSE				DEFENSE				DEFENSE				DEFENSE			
LE	55	Pete Duranko		LE	87	Rich Jackson		LE	87	Rich Jackson		LE	87	Rich Jackson	
	70	Paul Smith													
LT	62	Jerry Inman		LT	70	Paul Smith		LT	70	Paul Smith		LT	63	Dave Costa	
RT	75	Rex Mirich		RT	62	Jerry Inman		RT	63	Dave Costa		RT	70	Paul Smith	
RE	83	Dave Costa		RE	63	Dave Costa		RE	55	Pete Duranko		RE	77	Lyle Alzado	
RLB	50	Carl Cunningham		RLB	50	Carl Cunningham		LLB	50	Carl Cunningham		LLB	50	Olen Underwood	
MLB	57	John Huard		MLB	57	John Huard		MLB	52	Fred Forsberg		MLB	52	Fred Forsberg	
RLB	52	Fred Forsberg		RLB	54	Chip Myrtle		RLB	57	John Huard		RLB	54	Chip Myrtle	
	54	Chip Myrtle													
LC	20	Charlie Greer		LC	40	Grady Cavness		LC	28	Cornell Gordon		LC	41	Leroy Mitchell	
RC	23	Drake Garrett		RC	36	Billy Thompson (Ret)		RC	36	Billy Thompson (Ret)		RC	36	Billy Thompson (Ret)	
FS	28	Jack Lentz		FS	43	Pete Jacques		FS	43	Pete Jacques		FS	26	George Saines	
					41	George Burrell			47	Paul Martha					
SS	43	Pete Jacques		SS	20	Charles Greer		SS	20	Charles Greer		SS	20	Charles Greer	
	34	Gus Hollomon													
1972				1973				1974				1975			
OFFENSE				OFFENSE				OFFENSE				OFFENSE			
WR	84	Rod Sherman		WR	25	Haven Moses		WR	25	Haven Moses		WR	80	Rick Upchurch (Ret)	
	75	Haven Moses							42	Bill Van Heusen			42	Bill Van Heusen	
LT	78	Marv Montgomery		LT	78	Marv Montgomery		LT	71	Claude Minor		LT	71	Claude Minor	
					68	Larron Jackson									
LG	68	Larron Jackson		LG	64	Mike Schnitker		LG	68	Larron Jackson		LG	61	Tom Lyons	
									61	Tom Lyons					
C	59	Larry Kaminski		C	50	Bobby Maples		C	50	Bobby Maples		C	50	Bobby Maples	
					59	Larry Kaminski									
RG	64	Mike Schnitker		RG	61	Tom Lyons		RG	60	Paul Howard		RG	60	Paul Howard	
	61	Tom Lyons													
RT	74	Mike Current		RT	74	Mike Current		RT	74	Mike Current		RT	74	Mike Current	
TE	81	Billy Masters		TE	88	Riley Odoms		TE	88	Riley Odoms		TE	78	Marv Montgomery	
	88	Riley Odoms			88	Billy Masters			82	Billy Masters			88	Riley Odoms	
WR	80	Jerry Simmons		WR	84	Gene Washington		WR	80	Jerry Simmons		WR	25	Haven Moses	
					80	Jerry Simmons							82	Jack Dolbin	
QB	12	Charley Johnson		QB	12	Charley Johnson		QB	12	Charley Johnson		QB	10	Steve Ramsey	
	10	Steve Ramsey							10	Steve Ramsey			12	Charley Johnson	
HB	44	Floyd Little		HB	44	Floyd Little		HB	24	Otis Armstrong (Ret)		HB	44	Floyd Little (Ret)	
	22	Fran Lynch			24	Otis Armstrong (Ret)			24	Floyd Little			24	Otis Armstrong	
FB	11	Bobby Anderson		FB	33	Joe Dawkins		FB	32	Jon Keyworth		FB	32	Jon Keyworth	
	33	Joe Dawkins (Ret)			11	Bobby Anderson							22	Fran Lynch	
P	42	Bill Van Heusen		P	42	Bill Van Heusen		P	42	Bill Van Heusen		P	42	Bill Van Heusen	
PK	15	Jim Turner		PK	15	Jim Turner		PK	15	Jim Turner		PK	15	Jim Turner	
DEFENSE				DEFENSE				DEFENSE				DEFENSE			
RE	77	Lyle Alzado		RE	77	Lyle Alzado		RE	77	Lyle Alzado		LE	79	Barney Chavous	
	76	Tom Dornres		RT	79	Barney Chavous		RT	55	Pete Duranko		LT	63	John Grant	
												68	Rubin Carter		
LT	70	Paul Smith		LT	70	Paul Smith		LT	63	John Grant		RT	70	Paul Smith	
									75	Ed Smith					
LE	55	Pete Duranko		LE	55	Pete Duranko		LE	79	Barney Chavous		RE	77	Lyle Alzado	
RLB	54	Chip Myrtle		RLB	56	Ray May		RLB	66	Jim O'Malley		LLB	57	Tom Jackson	
MLB	58	Tom Graham		MLB	58	Tom Graham		MLB	56	Ray May		MLB	52	Randy Gradishar	
									52	Randy Gradishar					
LLB	52	Fred Forsberg		LLB	56	Dan Parish		LLB	45	Bill Laskey		RLB	59	Joe Rizzo	
									57	Tom Jackson			51	Bob Swenson	
RC	36	Billy Thompson		RC	26	Calvin Jones		RC	26	Calvin Jones		LC	20	Louis Wright	
LC	41	Leroy Mitchell		LC	41	Leroy Mitchell		LC	46	John Rowser		RC	26	Calvin Jones	
												48	Earlie Thomas		
WS	23	Steve Preece		WS	20	Charles Greer		WS	20	Charles Greer		WS	46	John Rowser	
									48	John Pitts					
SS	20	Charles Greer		SS	36	Billy Thompson (Ret)		SS	36	Billy Thompson (Ret)		SS	36	Billy Thompson	

1976				1977				1978				1979			
OFFENSE				OFFENSE				OFFENSE				OFFENSE			
WR	80	Rick Upchurch (Ret)		WR	82	Jack Dolbin		WR	82	Jack Dolbin		WR	80	Rick Upchurch (Ret)	
LT	82	Jack Dolbin		LT	80	Rick Upchurch (Ret)		LT	80	Rick Upchurch (Ret)		LT	71	Claudia Minor	
LG	75	Bill Bain		LG	74	Andy Mauer		LG	71	Claudia Minor		LG	62	Tom Glassic	
C	62	Tom Glassic		C	75	Bill Bain		C	62	Tom Glassic		C	64	Bill Bryan	
RG	50	Bobby Maples		RG	52	Mike Montlier		RG	64	Bill Bryan		RG	60	Paul Howard	
RT	61	Tom Lyons		RT	60	Paul Howard		RT	60	Paul Howard		RT	76	Tom Neville	
	71	Claudia Minor		RT	71	Claudia Minor		RT	76	Tom Neville		RT	65	Glenn Hyde	
TE	88	Riley Odoms		TE	88	Riley Odoms		TE	88	Riley Odoms		TE	88	Riley Odoms	
WR	25	Haven Moses		WR	25	Haven Moses		WR	25	Haven Moses		WR	25	Haven Moses	
QB	10	Steve Ramsey		QB	7	Craig Morton		QB	7	Craig Morton		QB	7	Craig Morton	
HB	24	Otis Armstrong		HB	24	Otis Armstrong		HB	24	Otis Armstrong		HB	24	Otis Armstrong	
FB	35	Lonnie Perrin (Ret)		FB	41	Rob Lytle		FB	35	Lonnie Perrin (Ret)		FB	35	Lonnie Perrin (Ret)	
	32	Jon Keyworth		FB	32	Jon Keyworth		FB	32	Jon Keyworth		FB	30	Jon Keyworth	
	33	Jim Kluck			35	Lonnie Perrin			35	Larry Canada			32	Jon Keyworth	
P	42	Bill Van Heusen		P	10	Bucky Dilts		P	10	Bucky Dilts		P	11	Luke Prestridge	
	14	Norris Weese													
PK	15	Jim Turner		PK	15	Jim Turner		PK	15	Jim Turner		PK	15	Jim Turner	
DEFENSE				DEFENSE				DEFENSE				DEFENSE			
LE	79	Barney Chavous		LE	79	Barney Chavous		LE	79	Barney Chavous		LE	79	Barney Chavous	
NT	63	John Grant		NT	68	Rubin Carter		NT	68	Rubin Carter		NT	68	Rubin Carter	
	68	Rubin Carter			63	John Grant			66	Brisen Manor			66	Brisen Manor	
RE	70	Paul Smith		RE	77	Lyle Alzado		RE	77	Lyle Alzado		RE	51	Bob Swenson	
LOLB	51	Bob Swenson		LOLB	51	Bob Swenson		LO	51	Bob Swenson		LO	51	Bob Swenson	
LILB	59	Joe Rizzo		LILB	59	Joe Rizzo		LI	59	Joe Rizzo		LI	59	Joe Rizzo	
MILB	52	Randy Gradishar		MILB	52	Randy Gradishar		RI	53	Randy Gradishar		RI	53	Randy Gradishar	
ROLB	57	Tom Jackson		ROLB	57	Tom Jackson		RO	57	Tom Jackson		RO	57	Tom Jackson	
LC	20	Louis Wright		LC	20	Louis Wright		LC	20	Louis Wright		LC	20	Louis Wright	
RC	26	Calvin Jones		RC	43	Steve Foley		RC	43	Steve Foley		RC	43	Steve Foley	
	43	Steve Foley													
WS	46	John Rowser		WS	29	Bernard Jackson		WS	29	Bernard Jackson		WS	29	Bernard Jackson	
SS	36	Billy Thompson		SS	36	Billy Thompson		SS	36	Billy Thompson		SS	36	Billy Thompson	

1980				1981				1982				1983			
OFFENSE				OFFENSE				OFFENSE				OFFENSE			
WR	80	Rick Upchurch (Ret)		WR	80	Rick Upchurch		WR	80	Rick Upchurch (Ret)		WR	80	Rick Upchurch	
LT	71	Claudia Minor		LT	71	Claudia Minor		LT	71	Claudia Minor		LT	70	Dave Studdard	
LG	62	Tom Glassic		LG	62	Tom Glassic		LG	62	Tom Glassic		LG	62	Tom Glassic	
C	64	Bill Bryan		C	64	Bill Bryan		C	64	Bill Bryan		C	64	Bill Bryan	
RG	60	Paul Howard		RG	60	Paul Howard		RG	70	Dave Studdard		RG	60	Paul Howard	
RT	70	Dave Studdard		RT	70	Dave Studdard		RT	76	Ken Lanier		RT	76	Ken Lanier	
TE	88	Riley Odoms		TE	88	Riley Odoms		TE	88	Riley Odoms		TE	85	Ron Egloff	
WR	25	Haven Moses		WR	81	Steve Watson		WR	81	Steve Watson		WR	81	Steve Watson	
QB	7	Craig Morton		QB	7	Craig Morton		QB	17	Steve DeBerg		QB	17	Steve DeBerg	
HB	24	Otis Armstrong		HB	46	Dave Preston		HB	47	Gerald Willhite		HB	23	Sammy Winder	
FB	30	Jim Jensen		FB	24	Rick Parros		FB	24	Rick Parros		FB	34	Nathan Poole	
	32	Jon Keyworth			35	Larry Canada			46	Dave Preston			46	Dave Preston	
P	11	Luke Prestridge		P	11	Luke Prestridge		P	11	Luke Prestridge		P	11	Luke Prestridge	
PK	19	Fred Steinfert		PK	19	Fred Steinfert		PK	3	Rich Karlis		PK	3	Rich Karlis	
KR	82	Larry Brunson		Ret	83	Wade Manning		Ret	83	Wade Manning		Ret	82	Zack Thomas	
DEFENSE				DEFENSE				DEFENSE				DEFENSE			
LE	79	Barney Chavous		LE	79	Barney Chavous		LE	79	Barney Chavous		LE	79	Barney Chavous	
NT	68	Rubin Carter		NT	68	Rubin Carter		NT	68	Rubin Carter		NT	68	Rubin Carter	
RE	66	Brisen Manor		RE	75	Rulon Jones		RE	75	Rulon Jones		RE	75	Rulon Jones	
LO	58	Rob Nairne		LO	51	Bob Swenson		LO	50	Jim Ryan		LO	50	Jim Ryan	
LI	56	Larry Evans		LI	56	Larry Evans		LI	56	Larry Evans		LI	56	Larry Evans	
ROLB	53	Randy Gradishar		ROLB	52	Randy Gradishar		ROLB	53	Randy Gradishar		ROLB	53	Randy Gradishar	
RO	57	Tom Jackson		RO	57	Tom Jackson		RO	57	Tom Jackson		RO	57	Tom Jackson	
LC	20	Louis Wright		LC	20	Louis Wright		LC	20	Louis Wright		LC	20	Louis Wright	
RC	22	Aaron Kyle		RC	22	Aaron Kyle		RC	22	Aaron Kyle		RC	21	Mike Harden	
	45	Perry Smith													
WS	43	Steve Foley		WS	43	Steve Foley		WS	31	Mike Harden		WS	45	Steve Wilson (Ret)	
SS	36	Billy Thompson		SS	36	Billy Thompson		SS	49	Dennis Smith		SS	49	Dennis Smith	

1984				1985				1986				1987			
OFFENSE				OFFENSE				OFFENSE				OFFENSE			
WR	86	Butch Johnson		WR	86	Butch Johnson		WR	82	Vance Johnson		WR	82	Vance Johnson	
LT	84	Clint Sampson			82	Vance Johnson (Ret)			80	Mark Jackson			80	Mark Jackson	
LG	70	Dave Studdard		LT	70	Dave Studdard		LT	70	Dave Studdard		LT	70	Dave Studdard	
C	64	Keith Bishop		LG	54	Keith Bishop		LG	54	Keith Bishop		LG	54	Keith Bishop	
		Bill Bryan		C	64	Bill Bryan		C	64	Bill Bryan		C	64	Bill Bryan	
RG	60	Paul Howard		RG	60	Paul Howard		RG	60	Paul Howard		RG	62	Larry Lee	
													68	Mike Freeman	
RT	76	Ken Lanier		RT	76	Ken Lanier		RT	76	Ken Lanier		RT	76	Stephan Humphries	
TE	88	Clarence Kay		TE	88	Clarence Kay		TE	88	Clarence Kay		TE	88	Ken Lanier	
	87	Jim Wright			87	Jim Wright			89	Orson Mobley			89	Orson Mobley	
WR	81	Steve Watson		WR	81	Steve Watson		WR	81	Steve Watson		WR	84	Ricky Nattiel	
					84	Clint Sampson			84	Clint Sampson			85	Rick Massie	
QB	7	John Elway		QB	7	John Elway		QB	7	John Elway		QB	7	John Elway	
	8	Gary Kubiak											17	Ken Karcher	
RB	47	Gerald Willhite (Ret)		RB	23	Sammy Winder		RB	23	Sammy Winder		FB	23	Sammy Winder	
	33	Gene Lang (Ret)			33	Gene Lang			30	Steve Sewell			47	Gerald Willhite	
RB	23	Sammy Winder		RB	30	Steve Sewell		RB	47	Gerald Willhite (Ret)		FB	33	Gene Lang	
	24	Rick Parros			47	Gerald Willhite (Ret)			33	Gene Lang			46	Bobby Micho	
P	1	Chris Norman		P	1	Chris Norman		P	1	Chris Norman		P	2	Mike Horan	
PK	3	Rich Karlis		PK	3	Rich Karlis		PK	3	Rich Karlis		PK	3	Rich Karlis	
Ret	82	Zack Thomas		Ret	35	Ken Bell		Ret	35	Ken Bell		Ret	27	Kevin Clark	
													35	Ken Bell	
DEFENSE				DEFENSE				DEFENSE				DEFENSE			
LE	79	Barney Chavous		LE	79	Barney Chavous		LE	61	Andre Townsend		LE	61	Andre Townsend	
MG	68	Ruben Carter		MG	68	Ruben Carter		MG	71	Greg Kragen		NT	71	Greg Kragen	
RE	75	Rulon Jones		RE	75	Rulon Jones		RE	75	Rulon Jones		RE	75	Rulon Jones	
LO	52	Jim Ryan		LO	50	Jim Ryan		LO	50	Jim Ryan		LO	73	Simon Fletcher	
	52	Ken Woodard													
LI	55	Rick Dennison		LI	77	Karl Mecklenburg		LI	77	Karl Mecklenburg		LI	77	Karl Mecklenburg	
					55	Rick Dennison									
RI	58	Steve Busick		RI	58	Steve Busick		RI	98	Ricky Hunley		RI	98	Ricky Hunley	
RO	57	Tom Jackson		RO	57	Tom Jackson		RO	57	Tom Jackson		RO	50	Jim Ryan	
					52	Ken Woodard									
RC	20	Louis Wright		RC	20	Louis Wright		RC	20	Louis Wright		LC	36	Mark Haynes	
LC	31	Mike Harden		LC	31	Mike Harden		LC	31	Mike Harden		RC	31	Mike Harden	
FS	43	Steve Foley		FS	43	Steve Foley		FS	43	Steve Foley		WS	22	Tony Lilly	
SS	49	Dennis Smith		SS	49	Dennis Smith		SS	49	Dennis Smith		SS	49	Dennis Smith	
													48	Randy Robbins	
DEFENSE				DEFENSE				DEFENSE				DEFENSE			
LE	79	Barney Chavous		LE	79	Barney Chavous		LE	79	Barney Chavous		LE	79	Barney Chavous	
NT	68	Rubin Carter		NT	68	Rubin Carter		NT	68	Rubin Carter		NT	68	Rubin Carter	
RE	66	Brisen Manor		RE	75	Rulon Jones		RE	75	Rulon Jones		RE	75	Rulon Jones	
LO	58	Rob Nairne		LO	51	Bob Swenson		LO	50	Jim Ryan		LO	50	Jim Ryan	
LI	56	Larry Evans		LI	56	Larry Evans		LI	56	Larry Evans		LI	56	Larry Evans	
ROLB	53	Randy Gradishar		ROLB	52	Randy Gradishar		ROLB	53	Randy Gradishar		ROLB	53	Randy Gradishar	
RO	57	Tom Jackson		RO	57	Tom Jackson		RO	57	Tom Jackson		RO	57	Tom Jackson	
LC	20	Louis Wright		LC	20	Louis Wright		LC	20	Louis Wright		LC	20	Louis Wright	
RC	20	Louis Wright		RC	20	Louis Wright		RC	20	Louis Wright		RC	20	Louis Wright	
LC	31	Mike Harden		LC	31	Mike Harden		LC	31	Mike Harden		LC	31	Mike Harden	
FS	43	Steve Foley		FS	43	Steve Foley		FS	43	Steve Foley		FS	43	Steve Foley	
SS	49	Dennis Smith		SS	49	Dennis Smith		SS	49	Dennis Smith		SS	49	Dennis Smith	
DEFENSE				DEFENSE				DEFENSE				DEFENSE			
LE	79	Barney Chavous		LE	79	Barney Chavous		LE	79	Barney Chavous		LE	79	Barney Chavous	
NT	68	Rubin Carter		NT	68	Rubin Carter		NT	68	Rubin Carter		NT	68	Rubin Carter	
RE	66	Brisen Manor		RE	75	Rulon Jones		RE	75	Rulon Jones		RE	75	Rulon Jones	
LO	58	Rob Nairne		LO	51	Bob Swenson		LO	50	Jim Ryan		LO	50	Jim Ryan	
LI	56	Larry Evans		LI	56	Larry Evans		LI	56	Larry Evans		LI	56	Larry Evans	
ROLB	53	Randy Gradishar		ROLB	52	Randy Gradishar		ROLB	53	Randy Gradishar		ROLB	53	Randy Gradishar	
RO	57	Tom Jackson		RO	57	Tom Jackson		RO	57	Tom Jackson		RO	57	Tom Jackson	
LC	20	Louis Wright		LC	20	Louis Wright		LC	20	Louis Wright		LC	20	Louis Wright	
RC	20	Louis Wright		RC	20	Louis Wright		RC	20	Louis Wright		RC	20	Louis Wright	
LC	31	Mike Harden		LC	31	Mike Harden		LC	31	Mike Harden		LC	31	Mike Harden	
FS	43	Steve Foley		FS	43	Steve Foley		FS	43	Steve Foley		FS	43	Steve Foley	
SS	49	Dennis Smith		SS	49	Dennis Smith		SS	49	Dennis Smith		SS	49	Dennis Smith	
DEFENSE				DEFENSE				DEFENSE				DEFENSE			
LE	79	Barney Chavous		LE	79	Barney Chavous		LE	79	Barney Chavous		LE	79	Barney Chavous	
NT	68	Rubin Carter		NT	68	Rubin Carter		NT	68	Rubin Carter		NT	68	Rubin Carter	
RE	66	Brisen Manor		RE	75	Rulon Jones		RE	75	Rulon Jones		RE	75	Rulon Jones	
LO	58	Rob Nairne		LO	51	Bob Swenson		LO	50	Jim Ryan		LO	50	Jim Ryan	
LI	56	Larry Evans		LI	56	Larry Evans		LI	56	Larry Evans		LI	56	Larry Evans	
ROLB	53	Randy Gradishar		ROLB	52	Randy Gradishar		ROLB	53	Randy Gradishar		ROLB	53	Randy Gradishar	
RO	57	Tom Jackson		RO	57	Tom Jackson		RO	57	Tom Jackson		RO	57	Tom Jackson	
LC	20	Louis Wright		LC	20	Louis Wright		LC	20	Louis Wright		LC	20	Louis Wright	
RC	20	Louis Wright		RC	20	Louis Wright		RC	20	Louis Wright		RC	20	Louis Wright	
LC	31	Mike Harden		LC	31	Mike Harden		LC	31	Mike Harden		LC	31	Mike Harden	
FS	43	Steve Foley		FS	43	Steve Foley		FS	43	Steve Foley		FS	43	Steve Foley	
SS	49	Dennis Smith		SS	49	Dennis Smith		SS	49	Dennis Smith		SS	49	Dennis Smith	
DEFENSE				DEFENSE				DEFENSE				DEFENSE			
LE	79	Barney Chavous		LE	79	Barney Chavous		LE	79	Barney Chavous		LE	79	Barney Chavous	
NT	68	Rubin Carter		NT	68	Rubin Carter		NT	68	Rubin Carter		NT	68	Rubin Carter	
RE	66	Brisen Manor		RE	75	Rulon Jones		RE	75	Rulon Jones		RE	75	Rulon Jones	
LO	58	Rob Nairne		LO	51	Bob Swenson		LO	50	Jim Ryan		LO	50	Jim Ryan	
LI	56	Larry Evans		LI	56	Larry Evans		LI	56	Larry Evans		LI	56	Larry Evans	
ROLB	53	Randy Gradishar		ROLB	52	Randy Gradishar		ROLB	53	Randy Gradishar		ROLB	53	Randy Gradishar	
RO	57	Tom Jackson		RO	57	Tom Jackson		RO	57	Tom Jackson		RO	57	Tom Jackson	
LC	20	Louis Wright		LC	20	Louis Wright		LC	20	Louis Wright		LC	20	Louis Wright	
RC	20	Louis Wright		RC	20	Louis Wright		RC	20	Louis Wright		RC	20	Louis Wright	
LC	31	Mike Harden		LC	31	Mike Harden		LC	31	Mike Harden		LC	31	Mike Harden	
FS	43	Steve Foley		FS	43	Steve Foley		FS	43	Steve Foley		FS	43	Steve Foley	
SS	49	Dennis Smith		SS	49	Dennis Smith		SS	49	Dennis Smith		SS	49	Dennis Smith	
DEFENSE				DEFENSE				DEFENSE				DEFENSE			
LE	79	Barney Chavous		LE	79	Barney Chavous		LE	79	Barney Chavous		LE	79	Barney Chavous	
NT	68	Rubin Carter		NT	68	Rubin Carter		NT	68	Rubin Carter		NT	68	Rubin Carter	
RE	66	Brisen Manor		RE	75	Rulon Jones		RE	75	Rulon Jones		RE	75	Rulon Jones	
LO	58	Rob Nairne		LO	51	Bob Swenson		LO	50	Jim Ryan		LO	50	Jim Ryan	
LI	56	Larry Evans		LI	56	Larry Evans		LI	56	Larry Evans		LI	56	Larry Evans	
ROLB	53	Randy Gradishar		ROLB	52	Randy Gradishar		ROLB	53	Randy Gradishar		ROLB	53	Randy Gradishar	
RO	57	Tom Jackson		RO	57	Tom Jackson		RO	57	Tom Jackson		RO	57	Tom Jackson	
LC	20	Louis Wright		LC	20	Louis Wright		LC	20	Louis Wright		LC	20	Louis Wright	
RC	20	Louis Wright		RC	20	Louis Wright		RC	20	Louis Wright		RC	20	Louis Wright	
LC	31	Mike Harden		LC	31	Mike Harden		LC	31	Mike Harden		LC	31	Mike Harden	
FS	43	Steve Foley		FS	43	Steve Foley		FS	43	Steve Foley		FS	43	Steve Foley	
SS	49	Dennis Smith		SS	49	Dennis Smith		SS	49	Dennis Smith		SS	49	Dennis Smith	
DEFENSE				DEFENSE				DEFENSE				DEFENSE			
LE	79	Barney Chavous		LE	79	Barney Chavous		LE	79	Barney Chavous		LE	79	Barney Chavous	
NT	68	Rubin Carter		NT	68	Rubin Carter		NT	68	Rubin Carter		NT	68	Rubin Carter	
RE	66	Brisen Manor		RE	75	Rulon Jones		RE	75	Rulon Jones		RE	75	Rulon Jones	
LO	58	Rob Nairne		LO	51	Bob Swenson		LO	50	Jim Ryan		LO	50	Jim Ryan	
LI	56	Larry Evans		LI	56	Larry Evans		LI	56	Larry Evans		LI	56	Larry Evans	
ROLB	53	Randy Gradishar		ROLB	52	Randy Gradishar		ROLB	53	Randy Gradishar		ROLB	53	Randy Gradishar	
RO	57	Tom Jackson		RO	57	Tom Jackson		RO	57	Tom Jackson		RO	57	Tom Jackson	
LC	20	Louis Wright		LC	20	Louis Wright		LC	20	Louis Wright		LC	20	Louis Wright	
RC	20	Louis Wright		RC	20	Louis Wright		RC	20	Louis Wright		RC	20	Louis Wright	
LC	31	Mike Harden		LC	31	Mike Harden		LC	31	Mike Harden		LC	31	Mike Harden	
FS	43	Steve Foley		FS	43	Steve Foley		FS	43	Steve Foley		FS	43	Steve Foley	
SS	49	Dennis Smith		SS	49	Dennis Smith		SS	49	Dennis Smith		SS	49	Dennis Smith	
DEFENSE				DEFENSE				DEFENSE				DEFENSE			
LE	79	Barney Chavous		LE	79	Barney Chavous		LE	79	Barney Chavous		LE	79	Barney Chavous	
NT	68														

1992			1993			1994			1995		
OFFENSE			OFFENSE			OFFENSE			OFFENSE		
WR	82	Vance Johnson	WR	82	Vance Johnson	WR	83	Anthony Miller	WR	83	Anthony Miller
	86	Arthur Marshall (Ret)		86	Arthur Marshall						
LT	68	Russell Freeman	LT	65	Gary Zimmerman	LT	65	Gary Zimmerman	LT	65	Gary Zimmerman
LG	62	Jeff Davidson	LG	79	Dave Widell	LG	64	Jon Melander	LG	69	Mark Schlereth
C	72	Keith Kartz	C	72	Keith Kartz	C	79	Dave Widell	C	66	Tom Nalen
RG	67	Doug Widell	RG	75	Brian Habib	RG	75	Brian Habib	RG	75	Brian Habib
RT	76	Ken Lanier	RT	68	Russell Freeman	RT	76	Kirk Scaffaro	RT	76	Broderick Thompson
							68	Russell Freeman			
TE	84	Shannon Sharpe	TE	84	Shannon Sharpe	TE	84	Shannon Sharpe	TE	84	Shannon Sharpe
	89	Reggie Johnson		89	Reggie Johnson						
WR	80	Mark Jackson	WR	85	Derek Russell (Ret)	WR	85	Derek Russell	WR	81	Mike Pritchard
	85	Derek Russell									
QB	7	John Elway	QB	7	John Elway	QB	7	John Elway	QB	7	John Elway
	8	Tommy Maddox									
HB	28	Gaston Green	RB	33	Rod Bernstine	RB	42	Leonard Russell	RB	30	Terrell Davis
	20	Greg Lewis				RB	22	Glyn Milburn	RB	29	Aaron Craver
FB	38	Reggie Rivers									
P	2	Mike Horan	P	16	Tom Rouen	P	16	Tom Rouen	P	16	Tom Rouen
	4	Ruben Rodriguez									
PK	9	David Treadwell	PK	1	Jason Elam	PK	1	Jason Elam	PK	1	Jason Elam
Ret	22	Alton Montgomery	Ret	22	Glyn Milburn	Ret	22	Glyn Milburn	Ret	22	Glyn Milburn
DEFENSE			DEFENSE			DEFENSE			DEFENSE		
LE	70	Brian Sochia	LE	90	Dan Williams	LE	99	Shane Dronett	LE	96	Harald Hasselbach
	99	Shane Dronett									
NT	71	Greg Kragen	NT	71	Greg Kragen	LT	98	Ted Washington	LT	93	James Jones
RE	96	Kenny Walker	RE	99	Shane Dronett	RE	96	Harald Hasselbach	RE	95	Michael Dean Perry
							90	Dan Williams			
LO	51	Mike Croel	LOLB	51	Mike Croel	RE	73	Simon Fletcher	RE	73	Simon Fletcher
LI	77	Karl Mecklenburg	LILB	77	Karl Mecklenburg	LLB	51	Mike Croel	LLB	59	Elijah Alexander
										Glenn Cadzaz	
RI	56	Michael Brooks	RILB	57	Dave Wyman	MLB	77	Karl Mecklenburg	MLB	92	Dave Wyman
RO	73	Simon Fletcher	ROLB	73	Simon Fletcher	RLB	58	Elijah Alexander	RLB	57	Allen Aldridge
LC	34	Tyrone Braxton	LCB	34	Tyrone Braxton	LCB	26	Ben Smith	LCB	39	Ray Crockett
RC	24	Wymon Henderson	RCB	29	Charles Dmity	RCB	39	Ray Crockett	RCB	48	Lionel Washington
FS	27	Steve Atwater	FS	27	Steve Atwater	FS	49	Dennis Smith	FS	27	Steve Atwater
SS	49	Dennis Smith	SS	49	Dennis Smith	SS	27	Steve Atwater	SS	34	Tyrone Braxton

1996			1997			1998			1999		
OFFENSE			OFFENSE			OFFENSE			OFFENSE		
WR	83	Anthony Miller	WR	80	Rod Smith	WR	80	Rod Smith	WR	80	Rod Smith
LT	65	Gary Zimmerman	LT	65	Gary Zimmerman	LT	77	Tony Jones	LT	77	Tony Jones
LG	69	Mark Schlereth	LG	69	Mark Schlereth	LG	69	Mark Schlereth	LG	69	Mark Schlereth
C	66	Tom Nalen	C	66	Tom Nalen	C	66	Tom Nalen	C	66	Tom Nalen
RG	75	Brian Habib	RG	75	Brian Habib	RG	62	Dan Neil	RG	62	Dan Neil
RT	76	Broderick Thompson	RT	77	Tony Jones	RT	74	Harry Swayne	RT	78	Matt Lepsis
TE	84	Shannon Sharpe	TE	84	Shannon Sharpe	TE	84	Shannon Sharpe	TE	89	Dwayne Carswell
											Shannon Sharpe
WR	87	Ed McCaffrey	WR	87	Ed McCaffrey	WR	87	Ed McCaffrey	WR	87	Ed McCaffrey
QB	7	John Elway	QB	7	John Elway	QB	7	John Elway	QB	14	Brian Griese
RB	30	Terrell Davis	RB	30	Terrell Davis	RB	30	Terrell Davis	RB	22	Olandis Gray
											Terrell Davis
FB	29	Aaron Craver	FB	29	Howard Griffith	FB	29	Howard Griffith	FB	29	Howard Griffith
P	16	Tom Rouen	P	16	Tom Rouen	P	16	Tom Rouen	P	16	Tom Rouen
PK	1	Jason Elam	PK	1	Jason Elam	PK	1	Jason Elam	PK	1	Jason Elam
KRet	22	Vaughn Hebron	KRet	22	Vaughn Hebron	KRet	22	Vaughn Hebron	KRet	21	Chris Watson
PRet	80	Rod Smith							PRet	21	Chris Watson
DEFENSE			DEFENSE			DEFENSE			DEFENSE		
LE	90	Dan Williams	LE	90	Neil Smith	LE	90	Neil Smith	LE	90	Neil Smith
LT	97	Mike Lodish	LT	94	Keith Traylor	LT	94	Keith Traylor	LT	98	Maa Tanuvasa
RT	95	Michael Dean Perry	RT	98	Maa Tanuvasa	RT	93	Trevor Pryce	RT	93	Keith Traylor
				95	Michael Dean Perry						Trevor Pryce
RE	91	Alfred Williams	RE	91	Alfred Williams	RE	98	Maa Tanuvasa	RE	98	Maa Tanuvasa
											Alfred Williams
SLB	53	Bill Romanowski	SLB	53	Bill Romanowski	SLB	53	Bill Romanowski	SLB	53	Bill Romanowski
MLB	57	Allen Aldridge	MLB	57	Allen Aldridge	MLB	59	Glenm Cadrez	MLB	56	Al Wilson
WLB	51	John Mobley	WLB	51	John Mobley	WLB	51	John Mobley	WLB	59	Glenm Cadrez
LCB	39	Ray Crockett	LCB	39	Ray Crockett	LCB	39	Ray Crockett	LCB	39	Ray Crockett
RCB	48	Lionel Washington	RCB	23	Darrien Gordon (PRet)	RCB	21	Darrien Gordon (PRet)	RCB	40	Dale Carter
FS	27	Steve Atwater	FS	27	Steve Atwater	FS	27	Steve Atwater	FS	26	Eric Brown
SS	34	Tyrone Braxton	SS	34	Tyrone Braxton	SS	34	Tyrone Braxton	SS	34	Tyrone Braxton
							26	Eric Brown			

2000			2001			2002			2003		
OFFENSE			OFFENSE			OFFENSE			OFFENSE		
WR	80	Rod Smith	WR	80	Rod Smith	WR	80	Rod Smith	WR	80	Rod Smith
LT	77	Tony Jones	LT	70	Trey Teague	LT	74	Ephraim Salaam	LT	74	Ephraim Salaam
LG	69	Mark Schlereth	LG	64	Lennie Friedman	LG	50	Ben Hamilton (first 7)	LG	50	Ben Hamilton
C	64	Lennie Friedman									
C	66	Tom Nalen	C	66	Tom Nalen	C	66	Tom Nalen	C	66	Tom Nalen
RG	62	Dan Neil	RG	62	Dan Neil	RG	62	Dan Neil	RG	62	Dan Neil
RT	78	Mattlepsis	RT	78	Mattlepsis	RT	78	Mattlepsis	RT	78	Mattlepsis
TE	89	Dwayne Carswell	TE	89	Dwayne Carswell	TE	84	Shannon Sharpe	TE	84	Shannon Sharpe
WR	87	Ed McCaffrey	WR	87	Ed McCaffrey (1)	WR	87	Ed McCaffrey	WR	87	Ed McCaffrey (8)
					85 Eddie Kennison (7)						85 Ashley Lelie (8)
					81 Keith Poole (3)						
					82 Kevin Kasper (4)						
QB	14	Brian Griese	QB	14	Brian Griese	QB	14	Brian Griese	QB	16	Jake Plummer
RB	38	Mike Anderson (12)	RB	30	Terrell Davis (8)	RB	26	Clinton Portis	RB	26	Clinton Portis
					38 Mike Anderson (7)						
FB	29	Terrell Davis (4)	FB	37	Tony Carter (6)	FB	38	Mike Anderson	FB	38	Mike Anderson (10)
					86 Patrick Hape (8)						34 Reuben Droughns (6)
P	16	Tom Rouen	P	16	Tom Rouen	P	4	Micah Knorr (last 8)	P	4	Micah Knorr
								16 Tom Rouen (first 8)			
PK	1	Jason Elam	PK	1	Jason Elam	PK	1	Jason Elam	PK	1	Jason Elam
KRet	24	Deltha O'Neal	KRet	84	Chris Cole	KRet	34	Reuben Droughns	KRet	81	Chris Cole
								83 Scottie Montgomery			34 Reuben Droughns
								82 Kevin Kasper			
PRet	24	Deltha O'Neal	PRet	24	Deltha O'Neal	PRet	24	Deltha O'Neal		24	Deltha O'Neal
DEFENSE			DEFENSE			DEFENSE			DEFENSE		
LE	98	Maa Tanuvasa	LE	97	Keith Washington	LE	93	Trevor Pryce	LE	93	Trevor Pryce
LT	94	Keith Traylor	LT	91	Chester McGlockton	LT	94	Lional Dalton	LT	68	Mario Fatafehi
RT	93	Trevor Pryce	RT	93	Trevor Pryce	RT	91	Chester McGlockton	RT	90	Darius Holland
RE	95	Kavika Pittman	RE	95	Kavika Pittman	RE	95	Kavika Pittman	RE	92	Bertrand Berry
SLB	53	Bill Romanowski	SLB	53	Bill Romanowski	SLB	51	John Mobley	SLB	51	John Mobley (7)
											57 Jason Sykes (9)
MLB	56	Al Wilson	MLB	56	Al Wilson	MLB	56	Al Wilson	MLB	56	Al Wilson
WLB	51	John Mobley	WLB	51	John Mobley	WLB	52	Ian Gold	WLB	52	Ian Gold (6)
											59 Donnie Spragan (8)
LCB	39	Ray Crockett	LCB	24	Deltha O'Neal	LCB	24	Deltha O'Neal	LCB	35	Lenny Walls
RCB	27	Terrell Buckley	RCB	27	Denard Walker	RCB	27	Denard Walker	RCB	31	Kelly Herndon (11)
											24 Deltha O'Neal
FS	26	Eric Brown	FS	26	Eric Brown	FS	43	Izell Reese	FS	25	Nick Ferguson (6)
											42 Sam Brandon (10)
SS	32	Billy Jenkins	SS	28	Kenoy Kennedy	SS	28	Kenoy Kennedy	SS	28	Kenoy Kennedy

2004			2005			2006		
OFFENSE			OFFENSE			OFFENSE		
WR	80	Rod Smith	WR	80	Rod Smith	WR	80	Rod Smith
LT	78	Matt Lepsis	LT	78	Matt Lepsis	LT	78	Matt Lepsis (first 10)
LG	50	Ben Hamilton	LG	50	Ben Hamilton	LG	50	Ben Hamilton
C	66	Tom Nalen	C	66	Tom Nalen	C	66	Erik Pears (last 6)
RG	65	Cooper Carlisle (last 4)	RG	65	Cooper Carlisle	RG	65	Cooper Carlisle
	62	Dan Neil (first 12)						
RT	72	George Foster	RT	72	George Foster	RT	72	George Foster
TE	89	Dwayne Carswell (14)	TE	82	Stephen Alexander	TE	82	Stephen Alexander
WR	85	Ashley Lelie	WR	85	Ashley Lelie	WR	84	Javon Walker
QB	16	Jake Plummer	QB	16	Jake Plummer	QB	16	Jake Plummer (first 11)
						6	Jay Cutler (last 5)	
RB	34	Reuben Droughns (last 12)	RB	38	Mike Anderson	RB	26	Tatum Bell
	22	Quentin Griffin (first 4)						
FB	34	Reuben Droughns (3)	FB	39	Kyle Johnson	FB	39	Kyle Johnson
	39	Kyle Johnson (3)						
P	6	Jason Baker (last 4)	P	10	Todd Sauerbrun	P	3	Paul Ernster
	4	Michah Knorr (first 12)						
PK	1	Jason Elam	PK	1	Jason Elam	PK	1	Jason Elam
KRet	45	Roc Alexander	KRet	27	Darrent Williams	KRet	19	Brian Clark
	10	Triandos Luke		45	Roc Alexander		11	Quincy Morgan
	34	Reuben Droughns		81	Charlie Adams			
PRet	10	Triandos Luke	PRet	27	Darrent Williams	PRet	27	Darrent Williams
	80	Rod Smith		81	Charlie Adams			
DEFENSE			DEFENSE			DEFENSE		
LE	92	Marco Coleman	LE	98	Courtney Brown	LE	76	Kenard Lang
LT	68	Mario Fatafahi	LT	96	Michael Myers	LT	96	Michael Myers
RT	75	Monsanto Pope	RT	61	Gerard Warren	RT	61	Gerard Warren
RE	98	Reggie Hayward	RE	93	Trevor Pryce	RE	91	Ebenezer Ekuban
SLB	59	Donnie Spragan	SLB	55	D.J. Williams	SLB	55	D.J. Williams
MLB	56	Al Wilson	MLB	56	Al Wilson	MLB	56	Al Wilson
WLB	52	D.J. Williams	WLB	52	Ian Gold	WLB	52	Ian Gold
LCB	24	Champ Bailey	LCB	24	Champ Bailey	LCB	24	Champ Bailey
RCB	31	Kelly Herndon	RCB	27	Darrent Williams (9)	RCB	27	Darrent Williams
				22	Domonique Foxworth (7)			
FS	47	John Lynch	FS	47	John Lynch	FS	47	John Lynch
SS	28	Kenoy Kennedy	SS	25	Nick Ferguson	SS	25	Nick Ferguson (first 10)
						41	Curome Cox (3)	
						22	Domonique Foxworth (3)	

YEAR-BY-YEAR FINAL RECORDS

Year	W	L	T	Div. Finish	Coach	Postseason (record)
1960	4	9	1	Fourth	Frank Filchock	
1961	3	11	0	Third	Frank Filchock	
1962	7	7	0	Second	Jack Faulkner	
1963	2	11	1	Fourth	Jack Faulkner	
1964	2	11	1	Fourth	Jack Faulkner (0-4) / Mac Speedie (2-7-1)	
1965	4	10	0	Fourth	Mac Speedie	
1966	4	10	0	Fourth	Mac Speedie (0-2) / Ray Malavasi (4-8)	
1967	3	11	0	Fourth	Lou Saban	
1968	5	9	0	Fourth	Lou Saban	
1969	5	8	1	Fourth	Lou Saban	
1970	5	8	1	Fourth	Lou Saban	
1971	4	9	1	Fourth	Lou Saban (2-6-1) / Jerry Smith (2-3)	
1972	5	9	0	Third	John Ralston	
1973	7	5	2	Second	John Ralston	
1974	7	6	1	Second	John Ralston	
1975	6	8	0	Second	John Ralston	
1976	9	5	0	Second	John Ralston	
1977	12	2	0	First	Red Miller	Super Bowl (2-1)
1978	10	6	0	First	Red Miller	Playoffs (0-1)
1979	10	6	0	Second	Red Miller	Playoffs (0-1)
1980	8	8	0	Fourth	Red Miller	
1981	10	6	0	Second	Dan Reeves	
1982	2	7	0	Fifth	Dan Reeves	
1983	9	7	0	Third	Dan Reeves	Playoffs (0-1)
1984	13	3	0	First	Dan Reeves	Playoffs (0-1)
1985	11	5	0	Second	Dan Reeves	
1986	11	5	0	First	Dan Reeves	Super Bowl (2-1)
1987	10	4	1	First	Dan Reeves	Super Bowl (2-1)
1988	8	8	0	Second	Dan Reeves	
1989	11	5	0	First	Dan Reeves	Super Bowl (2-1)
1990	5	11	0	Fifth	Dan Reeves	
1991	12	4	0	First	Dan Reeves	AFC Championship (1-1)
1992	8	8	0	Third	Dan Reeves	
1993	9	7	0	Third	Wade Phillips	Playoffs (0-1)
1994	7	9	0	Fourth	Wade Phillips	
1995	8	8	0	Fourth	Mike Shanahan	
1996	13	3	0	First	Mike Shanahan	Playoffs (0-1)
1997	12	4	0	Second	Mike Shanahan	Super Bowl Champion (4-0)
1998	14	2	0	First	Mike Shanahan	Super Bowl Champion (3-0)
1999	6	10	0	Fifth	Mike Shanahan	
2000	11	5	0	Second	Mike Shanahan	Playoffs (0-1)
2001	8	8	0	Third	Mike Shanahan	
2002	9	7	0	Second	Mike Shanahan	
2003	10	6	0	Second	Mike Shanahan	Playoffs (0-1)
2004	10	6	0	Second	Mike Shanahan	Playoffs (0-1)
2005	13	3	0	First	Mike Shanahan	AFC Championship (1-1)
2006	9	7	0	Third	Mike Shanahan	
Total	371	327	10	(.531)		(Total Playoff Record: 17-15)

2 World Championships

6 Super Bowls

8 AFC Championship Games

17 Playoff appearances

POSTSEASON GAME SUMMARIES





Pittsburgh 34, Denver 17

Sunday, Jan. 22, 2006 • 1:08 p.m. MST • INVESCO Field at Mile High • Denver

WEATHER: Sunny, 34° (wind chill 18°), Wind SE 11 mph • TIME: 3:03 • ATTENDANCE: 76,775

2005 AFC Championship Game

The Denver Broncos' 2005 season ended one game short of Super Bowl XL with a 34-17 loss to the Pittsburgh Steelers in the AFC Championship Game on Sunday at INVESCO Field at Mile High in front of 76,775 fans.

The Broncos' defeat was their first ever at home in an AFC title game as the team entered its contest against Pittsburgh 4-0 in those situations. The loss snapped Denver's 11-game overall home winning streak and was only the Broncos' third in their 15 all-time home postseason playoff games.

A week after forcing five turnovers to beat the Patriots in the Divisional Round, Denver recorded four giveaways against the Steelers. Pittsburgh scored 24 points off two interceptions and two fumbles by the Broncos, who surrendered only 27 points off giveaways for the entire 2005 regular season.

Pittsburgh converted 10-of-16 third-down attempts (62.5%), including eight of its first nine such attempts, to take control of the game. Quarterback Ben Roethlisberger compiled a 124.9 passer rating, throwing for 275 yards with two touchdowns and no interceptions to lead Pittsburgh to its sixth Super Bowl.

Broncos quarterback Jake Plummer completed 18-of-30 passes (60.0%) for 223 yards with one touchdown and two interceptions. Denver wide receiver Rod Smith caught four passes for 61 yards (15.3 avg.), becoming the Broncos' all-time leader in career postseason receptions (49).

The Steelers scored the game's first points on a 47-yard field goal by Jeff Reed at 4:11 of the first quarter and extended their lead to 10-0 on a 12-yard touchdown grab by wide receiver Cedric Wilson at 14:54 of the second quarter.

Jason Elam's 23-yard field goal on Denver's next drive trimmed the Broncos' deficit, but the Steelers went ahead 17-3 on a 3-yard touchdown run by Jerome Bettis with 1:55 left in the first half.

Plummer was intercepted on the first play of Denver's ensuing series. The turnover proved costly as wide receiver Hines Ward caught a 17-yard touchdown pass with seven seconds remaining in the first half to put Denver behind 24-3.

Plummer moved the Broncos within 14, 24-10, on a 30-yard touchdown pass to wide receiver Ashley Lelie with 3:36 left in the third quarter. Denver also closed its deficit to 10, 27-17, on a 3-yard touchdown run by Mike Anderson with 7:52 left in the game.

The Steelers sealed the win on Roethlisberger's 4-yard touchdown run at 2:59 of the fourth quarter.

OFFICIALS:

Referee — Terry McAulay (77); **Umpire** — Scott Dawson (70); **Head Linesman** — Derick Bowers (74); **Line Judge** — Mark Steinknechtner (84); **Side Judge** — Doug Toole (4); **Field Judge** — Gene Steratore (114); **Back Judge** — Keith Ferguson (61); **Replay** — Bob McGrath/Dean Blain.

		1	2	3	4	OT	TOTAL		FIELD GOALS (made () & missed)
VISITOR	Pittsburgh Steelers	3	21	0	10	—	34		J. Reed (47) (42)
HOME	Denver Broncos	0	3	7	7	—	17		J. Elam (23)
Team	Qtr	Clock Time	PLAY DESCRIPTION (Extra Point) (Drive Info)				SCORE		
STEELERS	1	4:11	J. Reed 47 yd. Field Goal (12-62, 6:29)				3	0	
STEELERS	2	14:54	C. Wilson 12 yd. pass from B. Roethlisberger (J. Reed, kick) (5-39, 2:53)				10	0	
BRONCOS	2	9:23	J. Elam 23 yd. Field Goal (12-55, 5:31)				10	3	
STEELERS	2	1:55	J. Bettis 3 yd. run (J. Reed, kick) (14-80, 7:28)				17	3	
STEELERS	2	0:07	H. Ward 17 yd. pass from B. Roethlisberger (J. Reed, kick) (4:38, 1:41)				24	3	
BRONCOS	3	3:36	A. Lelie 30 yd. pass from J. Plummer (J. Elam, kick) (5-80, 2:24)				24	10	
STEELERS	4	13:38	J. Reed 42 yd. Field Goal (8-47, 4:58)				27	10	
BRONCOS	4	7:52	M. Anderson 3 yd. run (J. Elam, kick) (7-85, 3:47)				27	17	
STEELERS	4	2:59	B. Roethlisberger 4 yd. run (J. Reed, kick) (5-17, 1:53)				34	17	

DENVER BRONCOS

OFFENSE				DEFENSE			
WR	80	R. Smith	LE	98	C. Brown		
LT	78	M. Lepsis	LT	96	M. Myers		
LG	50	B. Hamilton	RT	61	G. Warren		
C	66	T. Nalen	RE	93	T. Pryce		
RG	65	C. Carlisle	WLB	52	I. Gold		
RT	72	G. Foster	MLB	56	A. Wilson		
TE	82	S. Alexander	SLB	55	DJ. Williams		
TE	84	W. Duke	LCB	24	C. Bailey		
QB	16	J. Plummer	RCB	22	D. Foxworth		
RB	38	M. Anderson	SS	25	N. Ferguson		
FB	39	K. Johnson	FS	47	J. Lynch		

BRONCOS SUBSTITUTIONS: K 1 J. Elam, P 10 T. Sauerbrun, WR 14 T. Devoe, RB 26 T. Bell, CB 27 Da. Williams, RB 33 R. Dayne, RB 37 C. Sapp, S 40 C. Cox, CB 41 K. Paymah, S 42 S. Brandon, LB 51 K. Burns, LB 53 L. Green, LB 54 P. Chukwurah, C/G 62 C. Myers, T 74 C. Green, WR 81 C. Adams, TE/LS 83 M. Leach, WR 85 A. Lelie, TE 88 J. Putzier, DE 91 E. Ekuban, DE 95 M. Coleman, DT 97 D. Veal. **DD NOT PLAY:** QB 11 B. Van Pelt. **INACTIVE:** WR 13 D. Terrell, WR 17 D. Watts, S 21 H. Abdullah, CB 45 R. Alexander, G 59 T. Whitley, DE 60 J. Engelberger, DT 75 M. Pope, TE 89 N. Jackson.

PITTSBURGH STEELERS

OFFENSE				DEFENSE			
SE	82	A. Randle El	DE	91	A. Smith		
LT	77	M. Smith	NT	98	C. Hampton		
LG	66	A. Faneca	DE	67	K. von Oelhoffen		
C	64	J. Hartings	LOLB	53	C. Haggans		
RG	73	K. Simmons	LILB	51	J. Farrior		
RT	78	M. Starks	RILB	50	L. Foote		
TE	83	H. Miller	ROLB	55	J. Porter		
HB	39	W. Parker	LCB	24	I. Taylor		
FB	35	D. Kreider	FS	28	C. Hope		
QB	7	B. Roethlisberger	SS	43	T. Polamalu		
WR	86	H. Ward	RCB	26	D. Townsend		

STEELERS SUBSTITUTIONS: K 3 J. Reed, P 17 C. Gardocki, CB 20 B. McFadden, CB 21 R. Colclough, S 23 T. Carter, CB 29 C. Iwuoma, S 31 M. Logan, RB 34 V. Haynes, RB 36 J. Bettis, LB 54 R. Wallace, C 56 C. Okobi, LB 57 C. Kriewaldt, LS 60 G. Warren, T 72 B. Brooks, DT 76 C. Hoke, WR 80 C. Wilson, WR 81 S. Morey, TE 84 J. Tuman, WR 85 N. Washington, WR 90 T. Kirschke, LB 94 A. Frazier, DE 99 B. Keisel. **DID NOT PLAY:** QB 16 C. Batch. **INACTIVE:** 30B 8 T. Maddox, RB 22 D. Staley, CB 27 W. Williams, G 68 C. Kemoeta, T 79 T. Essex, WR 89 L. Mays, LB 92 J. Harrison, DE 96 S. Nua.

FINAL INDIVIDUAL STATISTICS

Pittsburgh Steelers													Denver Broncos																																		
RUSHING	ATT	YDS	AVG	LG	TD	RUSHING	ATT	YDS	AVG	LG	TD		RUSHING	ATT	YDS	AVG	LG	TD		RUSHING	ATT	YDS	AVG	LG	TD		RUSHING	ATT	YDS	AVG	LG	TD															
J. Bettis	15	39	2.6	7	1	M. Anderson	9	36	4.0	7	1		J. Bettis	15	39	2.6	7	1		M. Anderson	9	36	4.0	7	1		J. Bettis	15	39	2.6	7	1															
W. Parker	14	35	2.5	14	0	T. Bell	5	31	6.2	11	0		W. Parker	14	35	2.5	14	0		T. Bell	5	31	6.2	11	0		W. Parker	14	35	2.5	14	0															
B. Roethlisberger	3	12	4.0	6	1	J. Plummer	7	30	4.3	8	0		B. Roethlisberger	3	12	4.0	6	1		J. Plummer	7	30	4.3	8	0		B. Roethlisberger	3	12	4.0	6	1															
H. Ward	1	4	4.0	4	0								H. Ward	1	4	4.0	4	0								H. Ward	1	4	4.0	4	0																
TOTAL	33	90	2.7	14	2	TOTAL	21	97	4.6	11	1		TOTAL	33	90	2.7	14	2		TOTAL	21	97	4.6	11	1		TOTAL	33	90	2.7	14	2															
PASSING	ATT	CMP	YDS	TKD/YD	TD	LG	IN	Rtg.	PASSING	ATT	CMP	YDS	TKD/YD	TD	LG	IN	Rtg.	PASSING	ATT	CMP	YDS	TKD/YD	TD	LG	IN	Rtg.	PASSING	ATT	CMP	YDS	TKD/YD	TD	LG	IN	Rtg.												
B. Roethlisberger	29	21	275	2/7	2	30	0	124.9	J. Plummer	30	18	223	3/12	1	38	2	66.4	B. Roethlisberger	29	21	275	2/7	2	30	0	124.9	J. Plummer	30	18	223	3/12	1	38	2	66.4												
TOTAL	29	21	275	2/7	2	30	0	124.9	TOTAL	30	18	223	3/12	1	38	2	66.4	TOTAL	29	21	275	2/7	2	30	0	124.9	TOTAL	30	18	223	3/12	1	38	2	66.4												
PASS RECEIVING			NO	YDS	AVG	LG	TD	PASS RECEIVING			NO	YDS	AVG	LG	TD	PASS RECEIVING			NO	YDS	AVG	LG	TD	PASS RECEIVING			NO	YDS	AVG	LG	TD	PASS RECEIVING			NO	YDS	AVG	LG	TD								
C. Wilson			5	92	18.4	30	1	T. Bell			5	28	5.6	9	0	C. Wilson			5	92	18.4	30	1	T. Bell			5	28	5.6	9	0	C. Wilson			5	92	18.4	30	1								
H. Ward			5	59	11.8	21	1	R. Smith			4	61	15.3	32	0	H. Ward			5	59	11.8	21	1	R. Smith			4	61	15.3	32	0	H. Ward			5	59	11.8	21	1								
A. Randle El			4	52	13.0	20	0	J. Putzier			4	55	13.8	19	0	A. Randle El			4	52	13.0	20	0	J. Putzier			4	55	13.8	19	0	A. Randle El			4	52	13.0	20	0								
W. Parker			3	20	6.7	8	0	M. Anderson			3	11	3.7	13	0	W. Parker			3	20	6.7	8	0	M. Anderson			3	11	3.7	13	0	W. Parker			3	20	6.7	8	0								
H. Miller			2	31	15.5	24	0	A. Lelie			2	68	34.0	38	1	H. Miller			2	31	15.5	24	0	A. Lelie			2	68	34.0	38	1	H. Miller			2	31	15.5	24	0								
N. Washington			1	13	13.0	13	0								N. Washington			1	13	13.0	13	0																									
V. Haynes			1	8	8.0	8	0								V. Haynes			1	8	8.0	8	0																									
TOTAL			21	275	13.1	30	2	TOTAL			18	223	12.4	38	1	TOTAL			21	275	13.1	30	2	TOTAL			18	223	12.4	38	1	TOTAL			21	275	13.1	30	2								
INTERCEPTIONS			NO	YDS	AVG	LG	TD	INTERCEPTIONS			NO	YDS	AVG	LG	TD	INTERCEPTIONS			NO	YDS	AVG	LG	TD	INTERCEPTIONS			NO	YDS	AVG	LG	TD	INTERCEPTIONS			NO	YDS	AVG	LG	TD								
L. Foote			1	14	14.0	14	0	L. Foote			1	14	14.0	14	0	L. Foote			1	14	14.0	14	0	L. Foote			1	14	14.0	14	0	L. Foote			1	14	14.0	14	0								
I. Taylor			1	1	1.0	1	0	I. Taylor			1	1	1.0	1	0	I. Taylor			1	1	1.0	1	0	I. Taylor			1	1	1.0	1	0	I. Taylor			1	1	1.0	1	0								
TOTAL			2	15	7.5	14	0	TOTAL			0	0	0.0	—	0	TOTAL			2	15	7.5	14	0	TOTAL			0	0	0.0	—	0	TOTAL			2	15	7.5	14	0								
PUNTING		NO	YDS	AVG	NET	TB	IN20	LG	PUNTING		NO	YDS	AVG	NET	TB	IN20	LG	PUNTING		NO	YDS	AVG	NET	TB	IN20	LG	PUNTING		NO	YDS	AVG	NET	TB	IN20	LG	PUNTING		NO	YDS	AVG	NET	TB	IN20	LG			
C. Gardocki		4	148	37.0	32.0	1	2	41	T. Sauerbrun		2	87	43.5	37.0	0	1	51	C. Gardocki		4	148	37.0	32.0	1	2	41	T. Sauerbrun		2	87	43.5	37.0	0	1	51	C. Gardocki		4	148	37.0	32.0	1	2	41			
TOTAL		4	148	37.0	32.0	1	2	41	TOTAL		2	87	43.5	37.0	0	1	51	TOTAL		4	148	37.0	32.0	1	2	41	TOTAL		2	87	43.5	37.0	0	1	51	TOTAL		4	148	37.0	32.0	1	2	41			
PUNT RETURNS		NO	YDS	AVG	FC	LG	TD	PUNT RETURNS		NO	YDS	AVG	FC	LG	TD	PUNT RETURNS		NO	YDS	AVG	FC	LG	TD	PUNT RETURNS		NO	YDS	AVG	FC	LG	TD	PUNT RETURNS		NO	YDS	AVG	FC	LG	TD								
A. Randle El		1	13	13.0	1	13	0	A. Randle El		1	13	13.0	1	13	0	A. Randle El		1	13	13.0	1	13	0	A. Randle El		1	13	13.0	1	13	0	A. Randle El		1	13	13.0	1	13	0	A. Randle El		1	13	13.0	1	13	0
RETURNS		1	13	13.0	1	13	0	RETURNS		1	13	13.0	1	13	0	RETURNS		1	13	13.0	1	13	0	RETURNS		1	13	13.0	1	13	0	RETURNS		1	13	13.0	1	13	0	RETURNS		1	13	13.0	1	13	0
KICKOFF RETURNS		NO	YDS	AVG	FC	LG	TD	KICKOFF RETURNS		NO	YDS	AVG	FC	LG	TD	KICKOFF RETURNS		NO	YDS	AVG	FC	LG	TD	KICKOFF RETURNS		NO	YDS	AVG	FC	LG	TD	KICKOFF RETURNS		NO	YDS	AVG	FC	LG	TD								
I. Taylor		2	42	21.0	0	22	0	C. Adams		4	110	27.5	0	47	0	I. Taylor		2	42	21.0	0	22	0	C. Adams		4	110	27.5	0	47	0	I. Taylor		2	42	21.0	0	22	0	C. Adams		4	110	27.5	0	47	0
[OUT OF BOUNDS]		1	0	0	0	0	0	C. Sapp		1	11	11.0	0	11	0	[OUT OF BOUNDS]		1	0	0	0	0	0	C. Sapp		1	11	11.0	0	11	0	[OUT OF BOUNDS]		1	0	0	0	0	0	C. Sapp		1	11	11.0	0	11	0
[TOUCHBACK]		1	0	0	0	0	0	[OUT OF BOUNDS]		1	0	0.0	0	0	0	[TOUCHBACK]		1	0	0	0	0	0	[OUT OF BOUNDS]		1	0	0.0	0	0	0	[TOUCHBACK]		1	0	0	0	0	0	[OUT OF BOUNDS]		1	0	0.0	0	0	0
RETURNS		2	42	21.0	0	22	0	RETURNS		5	121	24.2	0	47	0	RETURNS		2	42	21.0	0	22	0	RETURNS		5	121	24.2	0	47	0	RETURNS		2	42	21.0	0	22	0	RETURNS		5	121	24.2	0	47	0
Pittsburgh Steelers	Fum	Lost	Own Rec.	Yds	TD	FF	Opp. Rec.	Yds	TD	Out Bnds	Denver Broncos	Fum	Lost	Own Rec.	Yds	TD	FF	Opp. Rec.	Yds	TD	Out Bnds	Pittsburgh Steelers	Fum	Lost	Own Rec.	Yds	TD	FF	Opp. Rec.	Yds	TD	Out Bnds	Denver Broncos	Fum	Lost	Own Rec.	Yds	TD	Out Bnds								
W. Parker	0	0	0	0	0	0	0	0	0	1	J. Plummer	2	2	0	0	0	0	0	0	0	0	0	W. Parker	0	0	0	0	0	0	0	0	0	0	J. Plummer	2	2	0	0	0	0	0						
B. Keisel	0	0	0	0	0	1	0	0	0	0	N. Ferguson	0	2	0	0	0	1	0	0	0	0	B. Keisel	0	0	0	0	0	0	0	0	0	0	N. Ferguson	0	2	0	0	0	0	0							
J. Porter	0	0	0	0	0	1	0	0	0	0												J. Porter	0	0	0	0	0	0	0	0	0																
C. Hampton	0	0	0	0	0	0	1	0	0	0												C. Hampton	0	0	0	0	0	0	0	0	0																
T. Kirschke	0	0	0	0	0	0	1	0	0	0												T. Kirschke	0	0	0	0	0	0	0	0	0																
TOTAL	1	0	0	0	0	2	2	0	0	1	TOTAL	2	2	0	0	0	1	0	0	0	0	TOTAL	1	0	0	0	0	0	2	2	0	0	TOTAL	2	2	0	0	0	1								



Denver 27, New England 13

Saturday, Jan. 14, 2006 • 6:16 p.m. MST • INVESCO Field at Mile High • Denver

WEATHER: Partly Cloudy, 54°, Wind SE 3 mph • TIME: 3:15 • ATTENDANCE: 76,238

2005 AFC Divisional Playoff Game

The Denver Broncos ended the New England Patriots' NFL-record 10-game postseason winning streak with a 27-13 victory in an AFC Divisional Playoff Game on Saturday night in front of 76,238 fans at INVESCO Field at Mile High.

The Broncos' win against the two-time defending Super Bowl champions was their first playoff victory since the 1998 season and first ever at INVESCO Field at Mile High. Denver forced five turnovers against the Patriots, totaling two interceptions and three fumble recoveries that led to their first 24 points scored.

Broncos cornerback Champ Bailey recorded the longest non-scoring interception return and second-longest overall interception return in NFL postseason history with a key 100-yard return late in the third quarter. Bailey's play ended a potential go-ahead scoring drive by the Patriots and set up a touchdown to give the Broncos a 17-6 lead entering the final period.

Denver quarterback Jake Plummer completed 15-of-26 passes (57.7%) for 197 yards with one touchdown and one interception. Wide receiver Rod Smith (96 yds., 1 TD) became Denver's all-time playoff leader in receiving yards and kicker Jason Elam (2 FGs, 9 pts.) became its all-time leading scorer in the postseason with their performances against the Patriots.

The game was scoreless for the first quarter-and-a-half before Adam Vinatieri's 40-yard field goal put the Patriots ahead 3-0 at 3:48 of the second quarter. A 40-yard pass interference penalty drawn by Broncos wide receiver Ashley Lelie in the end zone with less than two minutes remaining in the first half led to a 1-yard scoring run by Mike Anderson to give Denver a 7-3 lead.

On the ensuing kickoff, Broncos kicker/punter Todd Sauerbrun forced a fumble that Denver recovered to set up a 50-yard field goal by Elam to put the Broncos ahead 10-3 at halftime.

Vinatieri's 32-yard field goal at 7:49 of the third quarter narrowed Denver's lead to 10-6, but that would be as close as the Patriots got. Bailey intercepted Tom Brady, who finished the game with 341 passing yards, in the end zone with 1:03 left in the third quarter to halt a potential go-ahead touchdown drive. After Bailey was forced out of bounds at the 1-yard line following a 100-yard return, Anderson scored on a run to put Denver up 17-6.

Plummer's 4-yard touchdown pass to Smith at 8:38 of the fourth quarter extended the Broncos' lead to 24-6. A Patriots touchdown moved the team to within 11, 24-13, with 8:05 left to play, but Elam's 34-yard field goal on Denver's next drive sealed the Broncos' victory.

OFFICIALS:

Referee — Jeff Triplette (42); **Umpire** — Jeff Rice (44); **Head Linesman** — Tony Veteri (36); **Line Judge** — Jeff Seeman (45); **Side Judge** — Greg Meyer (78); **Field Judge** — Duke Carroll (11); **Back Judge** — Gregory Steed (12); **Replay** — Bob Boylston.

	1	2	3	4	OT	TOTAL	FIELD GOALS (made () & missed)
VISITOR New England Patriots	0	3	3	7	—	13	A. Vinatieri (40) (32) 43WR
HOME Denver Broncos	0	10	7	10	—	27	J. Elam (50) (34)

Team	Qtr	Clock Time	PLAY DESCRIPTION (Extra Point) (Drive Info)	SCORE Visitor Home
PATRIOTS	2	3:48	A. Vinatieri 40 yd. Field Goal (7-67, 2:22)	3 0
BRONCOS	2	1:42	M. Anderson 1 yd. run (J. Elam, kick) (1-40, 0:09)	3 7
BRONCOS	2	0:43	J. Elam 50 yd. Field Goal (4-7, 0:50)	3 10
PATRIOTS	3	7:49	A. Vinatieri 32 yd. Field Goal (11-58, 5:32)	6 10
BRONCOS	3	0:43	M. Anderson 1 yd. run (J. Elam, kick) (1-1, 0:04)	6 17
BRONCOS	4	8:38	R. Smith 4 yd. pass from J. Plummer (J. Elam, kick) (3-15, 1:32)	6 24
PATRIOTS	4	8:05	D. Givens 4 yd. pass from T. Brady (A. Vinatieri, kick) (2-77, 0:33)	13 24
BRONCOS	4	3:20	J. Elam 34 yd. Field Goal (8-61, 4:45)	13 27

DENVER BRONCOS

OFFENSE			DEFENSE		
WR 80	R. Smith	LE 98	C. Brown		
LT 78	M. Lepsis	LT 96	M. Myers		
LG 50	B. Hamilton	RT 61	G. Warren		
C 66	T. Nalen	RE 93	T. Pryce		
RG 65	C. Carlisle	WLB 52	I. Gold		
RT 72	G. Foster	MLB 56	A. Wilson		
TE 82	S. Alexander	SLB 55	DJ. Williams		
WR 85	A. Lelie	LCB 24	C. Bailey		
QB 16	J. Plummer	RCB 22	D. Foxworth		
RB 38	M. Anderson	SS 25	N. Ferguson		
FB 39	K. Johnson	FS 47	J. Lynch		

BRONCOS SUBSTITUTIONS: K 1 J. Elam, P 10 T. Sauerbrun, WR 14 T. Devoe, RB 26 T. Bell, CB 27 Da. Williams, RB 33 R. Dayne, RB 37 C. Sapp, S 40 C. Cox, CB 41 K. Paymah, S 42 S. Brandon, LB 51 K. Burns, LB 53 L. Green, LB 54 P. Chukwurah, C/G 62 C. Myers, T 74 C. Green, WR 81 C. Adams, TE/LS 83 M. Leach, TE 84 W. Duke, TE 88 J. Putzier, DE 91 E. Ekuban, DE 95 M. Coleman, DT 97 D. Veal. **DID NOT PLAY:** QB 11 B. Van Pelt. **INACTIVE:** WR 13 D. Terrell, WR 17 D. Watts, S 21 H. Abdullah, CB 45 R. Alexander, G 59 T. Whitley, DE 60 J. Engelberger, DT 75 M. Pope, TE 89 N. Jackson.

NEW ENGLAND PATRIOTS

OFFENSE			DEFENSE		
WR 83	D. Branch	LE 94	T. Warren		
LT 68	T. Ashworth	NT 75	V. Wilfork		
LG 70	L. Mankins	RE 93	R. Seymour		
C 71	R. Hochstein	OLB 55	W. McGinest		
G 61	S. Neal	ILB 54	T. Bruschi		
RT 76	B. Gorin	ILB 50	M. Vrabel		
TE 82	D. Graham	OLB 59	R. Colvin		
WR 87	D. Givens	LCB 22	A. Samuel		
QB 12	T. Brady	RCB 27	E. Hobbs		
RB 28	C. Dillon	SS 25	A. Hawkins		
TE 84	B. Watson	FS 26	E. Wilson		

PATRIOTS SUBSTITUTIONS: K 4 A. Vinatieri, P 8 J. Miller, WR 18 A. Davis, S 24 M. Stone, CB 32 H. Poteat, RB 33 K. Faulk, S 36 J. Sanders, FB 44 H. Evans, LB 51 D. Davis, LB 52 M. Beisel, LB 53 L. Izzo, LB 58 M. Chatham, LS 66 L. Paxton, OL 69 R. Tucker, G 74 B. Yates, WR 80 T. Brown, WR 86 T. Dwight, TE 88 C. Fauria, DE 91 M. Hill, LB 95 T. Banta-Cain, DL 97 J. Green, LB 98 C. Brown. **DID NOT PLAY:** QB 2 D. Flutie. **INACTIVE:** QB 16 M. Cassel, WR 13 B. Childress, FB 35 P. Pass, G/C 64 G. Mruczkowski, T 77 N. Kaczur, WR 81 B. Johnson, DL 90 D. Klecko, DL 92 S. Thomas.

FINAL INDIVIDUAL STATISTICS

New England Patriots											Denver Broncos																																																																																																																																																																																																																																																																																																																																																																																																																																																																																																																																																																																																																																																																																																																																																													
RUSHING	ATT	YDS	AVG	LG	TD	RUSHING	ATT	YDS	AVG	LG	TD	C. Dillon	13	57	4.4	17	0	M. Anderson	19	69	3.6	18	2	K. Faulk	7	23	3.3	5	0	T. Bell	6	19	3.2	8	0	T. Brady	1	-1	-1	-1	0	J. Plummer	7	8	1.1	6	0	TOTAL	21	79	3.8	17	0	TOTAL	32	96	3.0	18	2																																																																																																																																																																																																																																																																																																																																																																																																																																																																																																																																																																																																																																																																																																													
PASSING	ATT	CMP	YDS	TD	LG	INT	Rtg.	PASSING	ATT	CMP	YDS	TD	LG	INT	Rtg.	T. Brady	36	20	341	0/0	1	73	2	74.0	J. Plummer	26	15	197	2/7	1	42	1	78.5	T. Brady	36	20	341	0/0	1	73	2	74.0	TOTAL	26	15	197	2/7	1	42	1	78.5																																																																																																																																																																																																																																																																																																																																																																																																																																																																																																																																																																																																																																																																																																																					
PASS RECEIVING	NO	YDS	AVG	LG	TD	PASS RECEIVING	NO	YDS	AVG	LG	TD	D. Branch	8	153	19.1	73	0	R. Smith	6	96	16.0	42	1	D. Givens	5	54	10.8	21	1	A. Lelie	5	50	10.0	17	0	K. Faulk	2	20	10.0	14	0	J. Putzier	3	37	12.3	24	0	M. Anderson	1	14	14.0	14	0																																																																																																																																																																																																																																																																																																																																																																																																																																																																																																																																																																																																																																																																																																																			
T. Brown	1	33	33.0	33	0	D. Graham	1	18	18.0	18	0	C. Dillon	1	9	9.0	9	0	H. Evans	1	3	3.0	3	0	TOTAL	20	341	17.1	73	1	TOTAL	15	197	13.1	42	1																																																																																																																																																																																																																																																																																																																																																																																																																																																																																																																																																																																																																																																																																																																																					
INTERCEPTIONS	NO	YDS	AVG	LG	TD	INTERCEPTIONS	NO	YDS	AVG	LG	TD	A. Samuel	1	0	0.0	0	0	C. Bailey	1	100	100.0	100	0	J. Lynch	1	5	5.0	5	0	TOTAL	2	105	52.5	100	0																																																																																																																																																																																																																																																																																																																																																																																																																																																																																																																																																																																																																																																																																																																																					
PUNTING	NO	YDS	AVG	NET	TB	IN20	LG	PUNTING	NO	YDS	AVG	NET	TB	IN20	LG	J. Miller	3	146	48.7	45.3	0	0	50	T. Sauerbrun	6	274	45.7	39.5	0	3	58	TOTAL	3	146	48.7	45.3	0	0	50	TOTAL	6	274	45.7	39.5	0	3	58																																																																																																																																																																																																																																																																																																																																																																																																																																																																																																																																																																																																																																																																																																																									
PUNT RETURNS	NO	YDS	AVG	FC	LG	TD	PUNT RETURNS	NO	YDS	AVG	FC	LG	TD	T. Dwight	3	37	12.3	1	14	0	C. Adams	1	10	10.0	2	10	0	RETURNS	1	10	10.0	2	10	0																																																																																																																																																																																																																																																																																																																																																																																																																																																																																																																																																																																																																																																																																																																																						
KICKOFF RETURNS	NO	YDS	AVG	FC	LG	TD	KICKOFF RETURNS	NO	YDS	AVG	FC	LG	TD	E. Hobbs	3	89	29.7	0	32	0	C. Adams	3	54	18.0	0	29	0	A. Davis	3	61	20.3	0	21	0	Da. Williams	1	19	19.0	0	19	0	RETURNS	6	150	25.0	0	32	0	RETURNS	4	73	18.3	0	29	0																																																																																																																																																																																																																																																																																																																																																																																																																																																																																																																																																																																																																																																																																																																	
New England Patriots	Own	Opp.	Out	New England Patriots	Own	Opp.	Out	Denver Broncos	Own	Opp.	Out	F. Brown	1	1	0	0	0	0	0	0	0	0	0	C. Bailey	1	0	0	0	0	0	0	0	0	0	0	C. Brown	0	0	0	0	0	0	0	0	0	0	0	T. Sauerbrun	0	0	0	0	0	0	0	0	0	0	0	I. Gold	0	0	0	0	0	0	0	0	0	0	0	M. Leach	0	0	0	0	0	0	0	0	0	0	0	C. Sapp	0	0	0	0	0	0	0	0	0	0	0	TOTAL	3	3	0	0	0	0	0	0	0	0	0	TOTAL	1	0	0	0	0	0	0	0	0	0	0	2	3	0	0	0	0	0	0	0	0	0	0	0	0	0	0	0	0	0	0	0	0	0	0	0	0	0	0	0	0	0	0	0	0	0	0	0	0	0	0	0	0	0	0	0	0	0	0	0	0	0	0	0	0	0	0	0	0	0	0	0	0	0	0	0	0	0	0	0	0	0	0	0	0	0	0	0	0	0	0	0	0	0	0	0	0	0	0	0	0	0	0	0	0	0	0	0	0	0	0	0	0	0	0	0	0	0	0	0	0	0	0	0	0	0	0	0	0	0	0	0	0	0	0	0	0	0	0	0	0	0	0	0	0	0	0	0	0	0	0	0	0	0	0	0	0	0	0	0	0	0	0	0	0	0	0	0	0	0	0	0	0	0	0	0	0	0	0	0	0	0	0	0	0	0	0	0	0	0	0	0	0	0	0	0	0	0	0	0	0	0	0	0	0	0	0	0	0	0	0	0	0	0	0	0	0	0	0	0	0	0	0	0	0	0	0	0	0	0	0	0	0	0	0	0	0	0	0	0	0	0	0	0	0	0	0	0	0	0	0	0	0	0	0	0	0	0	0	0	0	0	0	0	0	0	0	0	0	0	0	0	0	0	0	0	0	0	0	0	0	0	0	0	0	0	0	0	0	0	0	0	0	0	0	0	0	0	0	0	0	0	0	0	0	0	0	0	0	0	0	0	0	0	0	0	0	0	0	0	0	0	0	0	0	0	0	0	0	0	0	0	0	0	0	0	0	0	0	0	0	0	0	0	0	0	0	0	0	0	0	0	0	0	0	0	0	0	0	0	0	0	0	0	0	0	0	0	0	0	0	0	0	0	0	0	0	0	0	0	0	0	0	0	0	0	0	0	0	0	0	0	0	0	0	0	0	0	0	0	0	0	0	0	0	0	0	0	0	0	0	0	0	0	0	0	0	0	0	0	0	0	0	0	0	0	0	0	0	0	0	0	0	0	0	0	0	0	0	0	0	0	0	0	0	0	0	0	0	0	0	0	0	0	0	0	0	0	0	0	0	0	0	0	0	0	0	0	0	0	0	0	0	0	0	0	0	0	0	0	0	0	0	0	0	0	0	0	0	0	0	0	0	0	0	0	0	0	0	0	0	0	0	0	0	0	0	0	0	0	0	0	0	0	0	0	0	0	0	0	0	0	0	0	0	0	0	0	0	0	0	0	0	0	0	0	0	0	0	0	0	0	0	0	0	0	0	0	0	0	0	0	0	0	0	0	0	0	0	0	0	0	0	0	0	0	0	0	0	0	0	0	0	0	0	0	0	0	0	0	0	0	0	0	0	0	0	0	0	0	0	0	0	0	0	0	0	0	0	0	0	0	0	0	0	0	0	0	0	0	0	0	0	0	0	0	0	0	0	0	0	0	0	0	0	0	0	0	0	0	0	0	0	0	0	0



Indianapolis 49, Denver 24

Sunday, Jan. 9, 2005 • 1:07 p.m. EDT • RCA Dome • Indianapolis

WEATHER: Indoors • ATTENDANCE: 56,609 • TIME: 3:06

2004 AFC Wild Card Playoff Game

Peyton Manning threw for 458 yards with four touchdowns while also running for a score to lead the Indianapolis Colts over the Denver Broncos 49-24 in an AFC Wild Card Playoff Game at the RCA Dome in front of 56,609 fans.

The Colts jumped out to a 14-0 first-quarter lead after Manning found James Munro for a 2-yard touchdown pass and running back Edgerrin James scored on a 1-yard run.

After Manning's second touchdown of the day, a 19-yard strike to tight end Dallas Clark, the Broncos' Jason Elam put Denver on the scoreboard with a 33-yard field goal.

The Colts' offense responded quickly, however, as Manning increased the lead to 35-3 with a 35-yard touchdown pass to Reggie Wayne and a 1-yard quarterback sneak in the closing seconds of the half.

The Broncos fought back in the third quarter when quarterback Jake Plummer capped off a 10-play, 71-yard drive with a 9-yard touchdown pass to Rod Smith.

After forcing the Colts to punt for just the second time all day, Plummer led Denver downfield once again and hit tight end Jeb Putzier for a 35-yard score. The touchdown concluded an 85-yard drive, cutting the Broncos' deficit to 35-17.

Indianapolis denied Denver any thoughts of coming back when Manning connected with Wayne for the second time in the game for a 43-yard touchdown pass early in the fourth quarter.

The Broncos scored their final points on a 1-yard touchdown run by Tatum Bell at 7:45 of the fourth quarter, but it was not enough to catch up to the potent Colts offense, which amassed 530 total yards for the game.

Smith paced the Denver receivers with seven catches for 99 yards with a touchdown to give him 39 career postseason catches and move him past Ed McCaffrey (36) for third on the Broncos' all-time playoff list. Putzier finished the contest with 67 yards on three catches, including the 35-yard touchdown.

Plummer completed 24-of-34 passes for 284 yards with two touchdowns while posting a passer rating of 103.1.

For the Colts, Manning's 458 passing yards were the most the Broncos have ever yielded in a game and ranked as the second-most passing yards in a playoff game in NFL history. Wayne also posted an impressive day, catching 10 passes for 221 yards with two scores, while Clark added 112 yards on six catches along with a touchdown.

OFFICIALS:

Referee — Mike Carey (94); **Umpire** — Jim Quirk (5); **Head Linesman** — Ron Marinucci (107); **Line Judge** — Mark Periman (9); **Field Judge** — Scott Steenson (88); **Side Judge** — Larry Rose (128); **Back Judge** — Keith Ferguson (61); **Replay** — Tommy Moore.

	1	2	3	4	OT	TOTAL	FIELD GOALS (made /) & missed)
VISITOR	Denver Broncos	0	3	14	7	24	J. Elam (33)
HOME	Indianapolis Colts	14	21	0	14	49	

Team	Qtr	Clock Time	PLAY DESCRIPTION (Extra Point) (Drive Info)	SCORE Visitor	Home
COLTS	1	7:23	J. Munro 2 yd. pass from P. Manning (M. Vanderjagt, kick) (9-76, 3:43)	0	7
COLTS	1	0:38	E. James 1 yd. run (M. Vanderjagt, kick) (8-87, 4:59)	0	14
COLTS	2	8:11	D. Clark 19 yd. pass from P. Manning (M. Vanderjagt, kick) (4-52, 1:42)	0	21
BRONCOS	2	5:19	J. Elam 33 yd. Field Goal (7-51, 2:52)	3	21
COLTS	2	4:29	R. Wayne 35 yd. pass from P. Manning (M. Vanderjagt, kick) (2-40, 0:50)	3	28
COLTS	2	0:06	P. Manning 1 yd. run (M. Vanderjagt, kick) (8-75, 3:07)	3	35
BRONCOS	3	9:01	R. Smith 9 yd. pass from J. Plummer (J. Elam, kick) (10-71, 5:59)	10	35
BRONCOS	3	1:10	J. Putzier 35 yd. pass from J. Plummer (J. Elam, kick) (9-85, 5:39)	17	35
COLTS	4	12:48	R. Wayne 43 yd. pass from P. Manning (M. Vanderjagt, kick) (6-80, 3:22)	17	42
BRONCOS	4	7:45	T. Bell 1 yd. run (J. Elam, kick) (10-57, 5:03)	24	42
COLTS	4	2:02	D. Rhodes 2 yd. run (M. Vanderjagt, kick) (9-45, 5:43)	24	49

DENVER BRONCOS

OFFENSE				DEFENSE			
WR	80	R. Smith	LE	92	M. Coleman		
LT	78	M. Lepsis	LT	68	M. Fatafehi		
LG	50	B. Hamilton	RT	75	M. Pope		
C	66	T. Nalen	RE	98	R. Hayward		
RG	65	C. Carlisle	WLB	52	D. Williams		
RT	72	G. Foster	MLB	56	A. Wilson		
TE	89	D. Carswell	SLB	59	D. Spragan		
WR	85	A. Lelie	LCB	24	C. Bailey		
QB	16	J. Plummer	RCB	31	K. Herndon		
RB	34	R. Droughns	SS	28	K. Kennedy		
FB	86	P. Hape	FS	47	J. Lynch		

BRONCOS SUBSTITUTIONS: K 1 J. Elam, P/K 6 J. Baker, WR 10 T. Luke, WR 17 D. Watts, S 25 N. Ferguson, RB 26 T. Bell, S 32 C. Young, RB 37 C. Sapp, CB 40 J. Shoate, S 42 S. Brandon, CB 45 R. Alexander, LB 53 L. Green, LB 55 P. Chukwurah, LB 58 T. Pierce, DT 61 E. Johnson, G 69 P.J. Alexander, WR 81 C. Adams, TE/LB 83 M. Leach, TE 88 J. Putzier, DE 95 A. Palepoi, DE 99 R. Johnson. **DID NOT PLAY:** QB 13 D. Kanell, T 74 C. Green. **INACTIVE:** 3QB 8 M. Mauck, FB 39 K. Johnson, LB 57 J. Sykes, G 62 D. Neil, G 63 T. Stuber, G 70 T. Clabo, DE 93 T. Pryce, DT/DE 67 D. Veal.

INDIANAPOLIS COLTS

OFFENSE				DEFENSE			
WR	87	R. Wayne	LE	79	R. Brock		
LT	78	T. Glenn	LT	90	M. Reagor		
LG	64	R. DeMulling	RT	96	J. Williams		
C	63	J. Saturday	RE	93	D. Freeney		
RG	73	J. Scott	LOLB	50	D. Thornton		
RT	71	R. Diem	MLB	94	R. Morris		
TE	81	M. Pollard	ROLB	59	C. June		
WR	88	M. Harrison	LCB	25	N. Harper		
QB	18	P. Manning	RCB	42	J. David		
RB	32	E. James	SS	21	B. Sanders		
TE	44	D. Clark	FS	28	I. Bashir		

COLTS SUBSTITUTIONS: K 10 M. Gramatica, K 13 M. Vanderjagt, P 17 H. Smith, SS 20 M. Doss, RB 23 J. Munro, CB 26 W. Bacon, CB 27 V. Hutchins, CB 29 J. Jefferson, RB 33 D. Rhodes, SS 38 G. Sapp, SS 41 C. Bird, TE 48 J. Snow, G/C 56 T. Peko, LB 58 G. Brackett, DT 75 L. Tripplett, OT 76 M. Freitas, TE 80 B. Hartsock, WR 83 B. Stokley, WR 86 T. Walters, LB 97 N. Rogers, DE 98 R. Mathis, DE 99 B. Sciofi. **DID NOT PLAY:** QB 12 J. Sorgi. **INACTIVE:** 3QB 5 T. Brown, FS 39 A. Floyd, LB 51 G. Gardner, LB 55 K. Pope, G/C 61 T. Hutton, OG 65 R. Lijja, WR 84 B. Pyatt, WR 85 A. Moorehead.

FINAL INDIVIDUAL STATISTICS

Denver Broncos											Indianapolis Colts																		
RUSHING		ATT	YDS	AVG	LG	TD						RUSHING		ATT	YDS	AVG	LG	TD											
T. Bell		12	49	4.1	15	1						E. James		18	63	3.5	11	1											
R. Droughns		8	29	3.6	6	0						D. Rhodes		5	12	2.4	6	1											
J. Plummer		1	0	0.0	0	0						P. Manning		1	1	1.0	1t	1											
TOTAL		21	78	3.7	15	1						TOTAL		24	76	3.2	11	3											
PASSING		ATT	CMP	YDS	TKD/ YD	TD	LG	IN	Rtg.						PASSING		ATT	CMP	YDS	TKD/ YD	TD	LG	IN	Rtg.					
J. Plummer		34	24	284	3/24	2	35	1	103.1						P. Manning		33	27	458	1/4	4	49	1	145.7					
TOTAL		34	24	284	3/24	2	35	1	103.1						TOTAL		33	27	458	1/4	4	49	1	145.7					
PASS RECEIVING				NO	YDS	AVG	LG	TD						PASS RECEIVING				NO	YDS	AVG	LG	TD							
R. Smith				7	99	14.1	30	1						R. Wayne				10	221	22.1	49	2							
T. Bell				4	32	8.0	14	0						D. Clark				6	112	18.7	31	1							
R. Droughns				4	28	7.0	9	0						M. Harrison				4	51	12.5	24	0							
J. Putzier				3	67	22.3	35	1						B. Stokley				2	33	16.5	21	0							
A. Lelie				2	27	13.5	21	0						M. Pollard				2	28	14.0	25	0							
P. Hape				2	8	4.0	6	0						E. James				2	11	5.5	6	0							
D. Carswell				1	15	15.0	15	0						J. Mungro				1	2	2.0	2	1							
D. Watts				1	8	8.0	8	0																					
TOTAL				24	284	11.8	35	2						TOTAL				27	458	16.9	49	4							
INTERCEPTIONS				NO	YDS	AVG	LG	TD						INTERCEPTIONS				NO	YDS	AVG	LG	TD							
K. Herndon				1	0	0.0	0	0						M. Doss				1	0	0.0	0	0							
TOTAL				1	0	0.0	0	0						TOTAL				1	0	0.0	0	0							
PUNTING		NO	YDS	AVG	NET	TB	IN20	LG						PUNTING		NO	YDS	AVG	NET	TB	IN20	LG							
J. Baker		4	150	37.5	35.3	0	1	46						H. Smith		2	76	38.0	38.5	0	2	39							
TOTAL		4	150	37.5	35.3	0	1	46						TOTAL		2	76	38.0	38.5	0	2	39							
PUNT RETURNS				NO	YDS	AVG	FC	LG	TD						PUNT RETURNS				NO	YDS	AVG	FC	LG	TD					
C. Adams				1	-1	-1.0	0	-1	0						T. Walters				1	9	9.0	2	9	0					
T. Luke				0	0	0.0	1	—	0						(DOWNED)				1	0	0.0	0	—	0					
RETURNS				1	-1	-1.0	0	-1	0						RETURNS				1	9	9.0	2	9	0					
KICKOFF RETURNS				NO	YDS	AVG	FC	LG	TD						KICKOFF RETURNS				NO	YDS	AVG	FC	LG	TD					
C. Sapp				4	86	21.5	0	25	0						D. Rhodes				1	36	36.0	0	36	0					
R. Droughns				2	36	18.0	0	26	0						J. Mungro				1	18	18.0	0	18	0					
T. Luke				1	41	41.0	0	41	0						(TOUCHBACK)				1	0	0.0	0	—	0					
C. Adams				1	25	25.0	0	25	0																				
RETURNS				8	188	23.5	0	41	0						RETURNS				2	54	27.0	0	36	0					
Denver Broncos											Indianapolis Colts																		
FUMBLES		Fum	Lost	Own Rec.	Yds	TD	FF	Rec.	Yds	TD	Out Bnds	FUMBLES		Fum	Lost	Own Rec.	Yds	TD	FF	Rec.	Yds	TD	Out Bnds						
C. Adams		1	0	0	0	0	0	0	0	0	1	J. Snow		0	0	0	0	0	1	0	0	0	0						
TOTAL		1	0	0	0	0	0	0	0	0	1	TOTAL		0	0	0	0	0	1	0	0	0	0						



Indianapolis 41, Denver 10

Sunday, Jan. 4, 2004 • 4:35 p.m. EST • RCA Dome • Indianapolis

WEATHER: Indoors • ATTENDANCE: 56,586 • TIME: 2:39

2003 AFC Wild Card Playoff Game

Denver suffered a 41-10 loss to Indianapolis in an AFC Wild Card Playoff Game in front of 56,586 fans at the RCA Dome.

On the game's opening drive, Peyton Manning led the Colts 70 yards and capped the drive when he found Brandon Stokley for a 31-yard touchdown and an early lead. Denver answered on its first drive but could only manage a 49-yard Jason Elam field goal after penalties caused the drive to stall.

Late in the first quarter, Manning hit Marvin Harrison, who fell near the Colts' 29-yard line, and after not being touched by a Broncos' defender, got up and ran the ball in for a touchdown and a 14-3 lead. With Denver unable to sustain a drive after picking up two holding penalties, Indianapolis took possession on its 20-yard-line after a Broncos punt. Manning engineered another successful touchdown drive (8 plays, 80 yards), culminating in a 23-yard touchdown pass to Harrison.

After another Denver punt, Manning hit Stokley in stride, and he scampered 87 yards for a touchdown, giving the Colts a 28-3 lead with less than two minutes remaining in the half. Denver began to mount a drive, but Plummer's pass intended for Rod Smith was intercepted by David Macklin and returned 21 yards to the Colts' 42-yard-line. Mike Vanderjagt's 27-yard field goal gave the Colts a 31-3 halftime lead as the first half ended.

On their first drive of the second half, Plummer connected with Rod Smith for a 34-yard reception, moving the Broncos to the Colts' 27-yard line, but Elam's 28-yard field goal attempt was blocked and the Colts took over on their own 36-yard line. Indianapolis was able to add to its lead by capping a 64-yard drive with a 7-yard touchdown pass from Manning to Reggie Wayne. Plummer—when hit from behind by Dwight Freeney—fumbled on Denver's next possession, and the ball was recovered by Rob Morris on Denver's 20-yard line. Indianapolis settled for a 20-yard field goal and a 41-3 lead. Midway through the fourth quarter—after recovering a Colts fumble on its 38-yard-line—Denver finally found the end zone for the game's final score when Plummer connected with Smith for a 7-yard touchdown.

Plummer completed 23-of-30 passes for 181 yards with a touchdown but had a pair of interceptions. Clinton Portis led the Broncos with 68 yards rushing, and rookie Quentin Griffin added 60 yards on six carries. Smith pitched in with five catches for 66 yards, and Shannon Sharpe also caught five balls for 31 yards.

OFFICIALS:

Referee — Johnny Grier (23); **Umpire** — Ed Coukart (71); **Head Linesman** — James Wilson (43); **Line Judge** — Jeff Bergman (32); **Field Judge** — Jim Saracino (58); **Side Judge** — Doug Rosenbaum (67); **Back Judge** — Scott Green (19); **Replay** — Dean Blandino.

	1	2	3	4	OT	TOTAL	FIELD GOALS (made () & missed)
VISITOR Denver Broncos	3	0	0	7	—	10	J. Elam (49) 46B
HOME Indianapolis Colts	14	17	10	0	—	41	M. Vanderjagt (27) (20)

Team	Qtr	Clock Time	PLAY DESCRIPTION (Extra Point) (Drive Info)	SCORE Visitor Home
COLTS	1	12:02	B. Stokley 31 yd. pass P. Manning (M. Vanderjagt, kick) (6-70, 3:05)	0 7
BRONCOS	1	3:48	J. Elam 49 yd. Field Goal (12-47, 8:14)	3 7
COLTS	1	0:36	M. Harrison 46 yd. pass from P. Manning (M. Vanderjagt, kick) (8-81, 3:17)	3 14
COLTS	2	7:28	M. Harrison 23 yd. pass from P. Manning (M. Vanderjagt, kick) (8-80, 3:49)	3 21
COLTS	2	1:51	B. Stokley 87 yd. pass from P. Manning (M. Vanderjagt, kick) (1-87, 0:10)	3 28
COLTS	2	0:00	M. Vanderjagt 27 yd. Field Goal (6-49, 0:55)	3 31
COLTS	3	5:19	R. Wayne 7 yd. pass from P. Manning (M. Vanderjagt, kick) (12-64, 5:45)	3 38
COLTS	3	0:55	M. Vanderjagt 20 yd. Field Goal (6-17, 3:38)	3 41
BRONCOS	4	7:04	R. Smith 7 yd. pass from J. Plummer (J. Elam, kick) (12-62, 6:18)	10 41

DENVER BRONCOS

OFFENSE	DEFENSE
WR 80 R. Smith	LE 93 T. Pryce
LT 74 E. Salaam	LT 68 M. Fatafehi
LG 50 B. Hamilton	RT 90 D. Holland
C 66 T. Nalen	RE 92 B. Berry
RG 62 D. Neil	WLB 59 D. Spragan
RT 78 M. Lepsis	MLB 56 A. Wilson
TE 84 S. Sharpe	SLB 33 J. Spencer
WR 85 A. Lelie	LCB 35 L. Walls
QB 16 J. Plummer	RCB 31 K. Herndon
RB 26 C. Portis	SS 28 K. Kennedy
FB 34 R. Droughns	FS 42 S. Brandon

BRONCOS SUBSTITUTIONS: K 1 J. Elam, P/K 4 M. Knorr, WR 12 C. Adams, CB 21 S. Turner, RB 22 Q. Griffin, CB 23 W. Middlebrooks, S 32 C. Young, CB 33 J. Spencer, RB 38 M. Anderson, CB 47 R. McNeil, LB 53 J. Rutledge, LB 55 K. Burns, G/T 65 C. Carlisle, T 71 B. Brockmeyer, DT 75 M. Pope, WR 82 A. Madise, TE/LS 83 M. Leach, TE 86 P. Hape, TE 89 D. Carswell, DE 98 R. Hayward. **DID NOT PLAY:** QB 13 D. Kanell, WR 14 N. Jackson, DT 96 D. Davis. **INACTIVE:** 3QB 17 J. Jackson, CB/WR 24 Deltha O'Neal, RB 37 C. Sapp, T 69 P.J. Alexander, T 72 G. Foster, G 79 S. Herndon, WR 87 E. McCaffrey, TE 88 J. Putzier.

INDIANAPOLIS COLTS

OFFENSE	DEFENSE
WR 87 R. Wayne	LE 79 R. Brock
LT 78 T. Glenn	LT 75 L. Triplett
LG 64 R. DeMulling	RT 90 M. Reagor
C 56 T. Peko	RE 93 D. Freeney
RG 63 J. Saturday	SLB 53 M. Washington
RT 71 R. Diem	MLB 94 R. Morris
TE 81 M. Pollard	WLB 50 D. Thornton
WR 88 M. Harrison	LCB 21 W. Harris
QB 18 P. Manning	RCB 27 D. Macklin
RB 32 E. James	SS 30 D. Strickland
TE 80 J. Davenport	FS 28 I. Bashir

COLTS SUBSTITUTIONS: QB 7 B. Huard, K 13 M. Vanderjagt, P 17 H. Smith, DB 25 N. Harper, DB 31 C. Crosby, RB 33 D. Rhodes, DB 34 J. Doering, RB 35 R. Williams, DB 41 C. Bird, TE 48 J. Snow, LB 52 K. Whiteside, LB 57 J. Nelson, LB 58 G. Brackett, LB 59 C. June, OG 74 S. Scullio, T 76 M. Freitas, WR 83 B. Stokley, WR 86 T. Walters, DE 92 C. Bratzke, DT 96 J. Williams, DE 98 R. Mathis, DE 99 B. Sciolli. **DID NOT PLAY:** RB 36 T. Lopienski. **INACTIVE:** WR 10 T. Wilkins, WR 11 J. Dawson, 3QB 16 C. Sauter, DB 20 M. Doss, DB 39 A. Floyd, TE 44 D. Clark, TE 49 P. Mitchell, WR 85 A. Moorehead.

FINAL INDIVIDUAL STATISTICS

Denver Broncos										Indianapolis Colts										
RUSHING	ATT	YDS	AVG	LG	TD	RUSHING	ATT	YDS	AVG	LG	TD									
C. Portis	17	68	4.0	11	0	E. James	17	78	4.6	11	0									
Q. Griffin	6	60	10.0	19	0	D. Rhodes	4	8	2.0	4	0									
J. Plummer	3	18	6.0	10	0	P. Manning	1	0	0.0	0	0									
						R. Williams	1	-1	-1.0	-1	0									
TOTAL	26	146	5.6	19	0	TOTAL	23	85	3.7	11	0									
PASSING	ATT	CMP	YDS	TKD/YD	TD	LG	IN	Rtg.	PASSING	ATT	CMP	YDS	TKD/YD	TD	LG	IN	Rtg.			
J. Plummer	30	23	181	2/5	1	34	2	74.4	P. Manning	26	22	377	0/0	5	87	0	158.3			
									B. Huard	5	4	17	0/0	0	16	0	80.8			
TOTAL	30	23	181	2/5	1	34	2	74.4	TOTAL	31	26	394	0/0	5	87	0	158.3			
PASS RECEIVING	NO	YDS	AVG	LG	TD	PASS RECEIVING	NO	YDS	AVG	LG	TD									
R. Smith	5	66	13.2	34	1	M. Harrison	7	133	19.0	46	2									
S. Sharpe	5	31	6.2	9	0	R. Wayne	5	43	8.6	16	1									
R. Droughns	5	19	3.8	10	0	E. James	5	37	7.4	13	0									
Q. Griffin	2	18	9.0	11	0	B. Stokley	4	144	36.0	87	2									
C. Adams	2	18	9.0	14	0	T. Walters	3	1	0.3	3	0									
D. Carswell	2	12	6.0	7	0	M. Pollard	1	25	25.0	25	0									
C. Portis	1	10	10.0	10	0	J. Davenport	1	11	11.0	11	0									
A. Lelie	1	7	7.0	7	0															
TOTAL	23	181	7.9	34	1	TOTAL	26	394	15.2	87	5									
INTERCEPTIONS	NO	YDS	AVG	LG	TD	INTERCEPTIONS	NO	YDS	AVG	LG	TD									
	0	0	0.0	—	0	D. Macklin	2	52	26.0	31	0									
TOTAL	0	0	0.0	—	0	TOTAL	2	52	26.0	31	0									
PUNTING	NO	YDS	AVG	NET	TB	IN20	LG	PUNTING	NO	YDS	AVG	NET	TB	IN20	LG					
M. Knorr	2	84	42.0	32.0	1	1	44	M. Knorr	2	52	26.0	31	0	0	—					
TOTAL	2	84	42.0	32.0	1	1	44	TOTAL	0	0	0.0	0.0	0	0	—					
PUNT RETURNS	NO	YDS	AVG	FC	LG	TD	PUNT RETURNS	NO	YDS	AVG	FC	LG	TD							
	0	0	0.0	0	0	0	(DOWNED)	1	0	0.0	0	—	0							
							(TOUCHBACK)	0	0	0.0	0	—	0							
RETURNS	0	0	0.0	0	0	0	RETURNS	0	0	0.0	0	—	0							
KICKOFF RETURNS	NO	YDS	AVG	FC	LG	TD	KICKOFF RETURNS	NO	YDS	AVG	FC	LG	TD							
R. Droughns	6	133	22.2	0	33	0	R. Williams	1	18	18.0	0	18	0							
(TOUCHBACK)	1	0	0.0	0	0	0	D. Rhodes	1	16	16.0	0	16	0							
RETURNS	6	133	22.2	0	33	0	RETURNS	2	34	17.0	0	18	0							
Denver Broncos	Own	Opp.	Out	Indianapolis Colts	Own	Opp.	Out													
FUMBLES	Fum	Lost	Rec.	Yds	TD	FF	Rec.	Yds	TD	Out	Fum	Lost	Rec.	Yds	TD	FF	Rec.	Yds	TD	Out
J. Plummer	1	1	0	0	0	0	0	0	0	0	P. Manning	1	0	1	-2	0	0	0	0	0
C. Portis	1	0	0	0	0	0	0	0	0	0	E. James	1	1	0	0	0	0	0	0	0
M. Fatafehi	0	0	0	0	0	1	0	0	0	0	M. Pollard	1	0	0	0	0	0	0	0	1
L. Walls	0	0	0	0	0	1	0	0	0	0	D. Freeney	0	0	0	0	0	1	0	0	0
R. Hayward	0	0	0	0	0	0	1	0	0	0	W. Harris	0	0	0	0	0	1	0	0	0
											R. Morris	0	0	0	0	0	0	1	0	0
TOTAL	2	1	0	0	0	2	1	0	0	1	TOTAL	3	1	1	-2	0	2	1	0	0

FINAL TEAM STATISTICS

	BRONCOS	COLTS		BRONCOS	COLTS
TOTAL FIRST DOWNS	20	23	FGs — PATs Had Blocked	1-0	0-0
By Rushing	10	6	Net punting average	32.0	0.0
By Passing	9	17	TOTAL RETURN YARDAGE (Not Including Kickoffs)	0	52
By Penalty	1	0	No. and Yards Punt Returns	0-0	0-0
THIRD DOWN EFFICIENCY	4-11-36%	6-8-75%	No. and Yards Kickoff Returns	6-133	2-34
FOURTH DOWN EFFICIENCY	2-2-100%	0-1-0%	No. and Yards Interception Returns	0-0	2-52
TOTAL NET YARDS	322	479	PENALTIES Number and Yards	5-55	5-40
Total Offensive Plays (inc. times thrown passing)	58	54	FUMBLES Number and Lost	2-1	3-1
Average gain per offensive play	5.6	8.9	TOUCHDOWNS	1	5
NET YARDS RUSHING	146	85	Rushing	0	0
Total Rushing Plays	26	23	Passing	1	5
Average gain per rushing play	5.6	3.7	Interceptions	0	2
Tackles for a loss — number and yards	2-4	2-5	EXTRA POINTS Made-Attempts	1-1	5-5
NET YARDS PASSING	176	394	Kicking Made-Attempts	1-1	5-5
Times thrown — yards lost attempting to pass	2-5	0-0	FIELD GOALS Made-Attempts	1-2	2-2
Gross yards passing	181	394	RED ZONE EFFICIENCY	1-1-100%	1-3-33%
PASS ATTEMPTS-COMPLETIONS-HAD INTERCEPTED	30-23-2	31-26-0	GOAL TO GO EFFICIENCY	0-0-0%	1-3-33%
Average gain per pass play (inc. # thrown passing)	5.5	12.7	SAFETIES	0	41
KICKOFFS Number-In End Zone-Touchbacks	3-0-0	7-1-1	FINAL SCORE	10	41
PUNTS Number and Average	2-42.0	0-0.0	TIME OF POSSESSION	34:38	25:22
Had Blocked	0	0			

BRONCOS DEFENSIVE STATISTICS

(based on unofficial press box statistics)																	
PLAYER	UT	A	TT	S-YDS	I-YDS	PD	FF	FR	PLAYER	UT	A	TT	S-YDS	I-YDS	PD	FF	FR
S. Brandon	10	0	10	0-0	0-0	0	0	0	K. Herndon	2	0	2	0-0	0-0	0	0	0
K. Kennedy	6	2	8	0-0	0-0	0	0	0	B. Berry	1	1	2	0-0	0-0	0	0	0
A. Wilson	6	1	7	0-0	0-0	0	0	0	J. Spencer	1	0	1	0-0	0-0	0	0	0
D. Spragan	3	2	5	0-0	0-0	0	0	0	M. Pope	1	0	1	0-0	0-0	0	0	0
J. Sykes	2	2	4	0-0	0-0	1	0	0	W. Middlebrooks	1	0	1	0-0	0-0	0	0	0
L. Wallis	3	0	3	0-0	0-0	1	0	0	D. Holland	0	1	1	0-0	0-0	0	0	0
M. Fatafahi	3	0	3	0-0	0-0	0	0	0	C. Young	0	0	0	0-0	0-0	0	0	0
R. Hayward	3	0	3	0-0	0-0	0	0	1	K. Burns	0	0	0	0-0	0-0	0	0	0
T. Pryce	2	0	2	0-0	0-0	0	0	0	TEAM TOTALS	44	9	53	0-0	0-0	1	2	1



Denver 34, Atlanta 19

Sunday, Jan. 31, 1999 • 6:25 p.m. EST • Pro Player Stadium • Miami

WEATHER: Mostly Cloudy, 73°, Wind E 10 mph • ATTENDANCE: 74,803 • TIME: 3:18

Super Bowl XXXIII



The Denver Broncos clinched their second consecutive World Championship with a 34-19 victory over the Atlanta Falcons in Super Bowl XXXIII before 74,803 fans at Miami's Pro Player Stadium and millions more watching around the world. With the win, Denver joined just five other franchises that won back-to-back Super Bowl titles and posted just the seventh repeat championship in Super Bowl history.

Quarterback John Elway claimed the game's Most Valuable Player award by completing 18-of-29 passes for 336 yards (3rd-most in Super Bowl history at the time), including an 80-yard scoring toss to Rod Smith in the second quarter that tied for the second-longest TD pass in Super Bowl history. He also ran for a 3-yard score in the fourth quarter, making him the oldest player (38) to score a touchdown in the Super Bowl, eclipsing the mark he set a year earlier by scoring in Super Bowl XXXII.

Elway's accurate passing and the effective running of Terrell Davis (25 carries, 102 yards), who set an NFL record with his seventh consecutive 100-yard game in the postseason, kept the Falcons off balance all night. The Broncos' defense chipped in with two sacks and four forced turnovers, including two interceptions by Darrien Gordon, who set a Super Bowl records for most interception return yards in a game (108).

Atlanta took the opening kickoff and capped its drive with a 32-yard Morten Andersen field goal before Denver answered with the game's next 17 points. The first score came on a 1-yard run by Howard Griffith that capped a 10-play, 80-yard opening drive by the Broncos, and the lead was increased to 10-3 on a 26-yard Jason Elam field goal that capped Denver's third possession. After Andersen missed a 26-yard field goal attempt, the Broncos answered with the Elway-to-Smith 80-yard score on the next play to push the lead to 17-3. The Falcons narrowed the margin to 17-6 at halftime with a 28-yard Andersen field goal.

After a scoreless third quarter, Denver took advantage of Gordon's first interception by capping a short 24-yard drive with another Griffith 1-yard touchdown run early in the fourth quarter. Gordon's second pickoff set up Elway's 3-yard touchdown run that put Denver ahead 31-6 with 11:20 remaining. Two late touchdowns by Atlanta, sandwiched around a 37-yard Elam field goal, produced the final margin.

OFFICIALS:

Referee — Bernie Kukar (86); **Umpire** — Jim Daopoulos (75); **Head Linesman** — Sanford Rivers (21); **Line Judge** — Ron Baynes (56); **Field Judge** — Tim Millis (80); **Side Judge** — Gary Lane (120); **Back Judge** — Don Hakes (96).

		1	2	3	4	OT	TOTAL		FIELD GOALS (made () & missed)
VISITOR	Denver Broncos	7	10	0	17	—	34		J. Elam (26) 38WR 48WL (37)
HOME	Atlanta Falcons	3	3	0	13	—	19		M. Andersen (32) 26WR (28)
Team	Qtr	Clock Time	PLAY DESCRIPTION (Extra Point) (Drive Info)				SCORE Visitor Home		
FALCONS	1	9:35	M. Andersen 32 yd. Field Goal (10-48, 5:25)				0 3		
BRONCOS	1	3:55	H. Griffith 1 yd. run (J. Elam, kick) (10-80, 5:40)				7 3		
BRONCOS	2	9:17	J. Elam 26 yd. Field Goal (11-63, 4:58)				10 3		
BRONCOS	2	4:54	R. Smith 80 yd. pass from J. Elway (J. Elam, kick) (1-80, 0:13)				17 3		
FALCONS	2	2:25	M. Andersen 28 yd. Field Goal (7-38, 2:29)				17 6		
BRONCOS	4	14:56	H. Griffith 1 yd. run (J. Elam, kick) (5-24, 1:50)				24 6		
BRONCOS	4	11:20	J. Elway 3 yd. run (J. Elam, kick) (3-48, 1:17)				31 6		
FALCONS	4	11:01	T. Dwight 94 yd. kickoff return (M. Andersen, kick)				31 13		
BRONCOS	4	7:08	J. Elam 37 yd. Field Goal (7-36, 3:53)				34 13		
FALCONS	4	2:04	T. Mathis 3 yd. pass from C. Chandler (2-pt. Attempt Failed) (16-76, 5:04)				34 19		

DENVER BRONCOS

OFFENSE				DEFENSE			
WR	80	R. Smith	LE	96	H. Hasselbach		
LT	77	T. Jones	LT	94	K. Traylor		
LG	69	M. Schlereth	RT	93	T. Pryce		
C	66	T. Nalen	RE	98	M. Tanuvasa		
RG	62	D. Neil	WLB	51	J. Mobley		
RT	74	H. Swayne	MLB	59	G. Cadrez		
TE	84	S. Sharpe	SLB	53	B. Romanowski		
WR	87	E. McCaffrey	LCB	39	R. Crockett		
QB	7	J. Elway	RCB	21	D. Gordon		
HB	30	T. Davis	SS	34	T. Braxton		
FB	29	H. Griffith	FS	27	S. Atwater		

BRONCOS SUBSTITUTIONS: K 1 J. Elam, QB 6 B. Brister, P 16 T. Rouen, CB 20 T. James, RB 22 V. Hebron, CB 25 D. Johnson, CB 28 T. Paul, RB 31 D. Loville, RB 37 A. Lynn, FB 42 D. Smith, S 48 G. Coghill, LB 56 K. Burns, G 63 D. Diaz-Infante, T 78 M. Lepsis, WR 82 M. Nash, WR 85 W. Green, TE 86 B. Chamberlain, TE 89 D. Carswell, DE 90 N. Smith, DE 91 A. Williams, DE 95 M. Washington, DT 97 M. Lodish, LB 99 S. Joyner. **INACTIVE:** QB 14 B. Griese, S 26 E. Brown, LB 54 N. Wayne, C 60 K.C. Jones, T 70 T. Teague, DE 73 C. Brown, G 79 C. Banks, WR 83 J. Armour.

ATLANTA FALCONS

OFFENSE				DEFENSE			
WR	80	T. Martin	LE	92	L. Archambeau		
LT	70	B. Whitfield	LT	98	T. Hall		
LG	68	C. Collins	RT	75	S. Dronett		
C	61	R. Tobeck	RE	90	C. Smith		
RG	69	G. Williams	WLB	97	C. Bennett		
RT	74	E. Salaam	MLB	58	J. Tuggle		
TE	88	O.J. Santiago	SLB	94	H. Crockett		
WR	81	T. Mathis	LCB	34	R. Buchanan		
QB	12	C. Chandler	RCB	20	M. Booker		
RB	32	J. Anderson	SS	35	W. White		
FB	85	B. Kozlowski	FS	41	E. Robinson		

FALCONS SUBSTITUTIONS: P 4 D. Stryzinski, K 5 M. Andersen, CB 21 E. Williams, CB 23 R. Bradford, S 25 D. Bush, RB 28 H. Green, CB 29 R. Fuller, FB 45 G. Downs, LB 52 C. Sauer, LB 54 R. Hamilton, LB 56 K. Brookings, LB 59 B. Talley, G 64 B. Hallen, C/G 67 A. Schreiber, T 76 J. Portilla, WR 82 R. Harris, WR 83 T. Dwight, TE 86 E. Smith, DE 91 J. Burroughs, DT 95 E. Tuolo, DE 96 A. Edwards. **DID NOT PLAY:** QB 17 S. DeBerg, RB 33 K. Oxendine. **INACTIVE:** QB 13 T. Graziani, CB 26 D. Anderson, S 27 O. Brown, S 47 C. Bayne, G/C 79 D. Widell, TE 84 R. Monroe, WR 89 T. Kinchen, DE 93 S. Swayda.

FINAL INDIVIDUAL STATISTICS

Denver Broncos										Atlanta Falcons									
RUSHING	ATT	YDS	AVG	LG	TD					RUSHING	ATT	YDS	AVG	LG	TD				
T. Davis	25	102	4.1	15	0					J. Anderson	18	96	5.3	15	0				
H. Griffith	4	9	2.3	4	2					C. Chandler	4	30	7.5	12	0				
D. Loville	2	8	4.0	6	0					T. Dwight	1	5	5.0	5	0				
J. Elway	3	2	0.7	3t	1														
R. Smith	1	1	1.0	1	0														
B. Brister	1	-1	-1.0	-1	0														
TOTAL	36	121	3.4	15	3	TOTAL				23	131	5.7	15	0					
TKD/										TKD/									
PASSING	ATT	CMP	YDS	YD	TD	LG	IN	Rtg.		PASSING	ATT	CMP	YDS	YD	TD	LG	IN	Rtg.	
J. Elway	29	18	336	0/0	1	80t	1	99.2		C. Chandler	35	19	219	2/13	1	30	3	47.2	
TOTAL	29	18	336	0/0	1	80t	1	99.2		TOTAL	35	19	219	2/13	1	30	3	47.2	
TKD/										TKD/									
PASS RECEIVING	NO		YDS	AVG	LG	TD				PASS RECEIVING	NO		YDS	AVG	LG	TD			
R. Smith	5		152	30.4	80t	1				T. Mathis	7		85	12.1	30	1			
E. McCaffrey	5		72	14.4	25	0				T. Martin	5		79	15.8	23	0			
B. Chamberlain	3		29	9.7	13	0				J. Anderson	3		16	5.3	9	0			
T. Davis	2		50	25.0	39	0				R. Harris	2		21	10.5	13	0			
S. Sharpe	2		26	13.0	14	0				O.J. Santiago	1		13	13.0	13	0			
H. Griffith	1		7	7.0	7	0				B. Kozlowski	1		5	5.0	5	0			
TOTAL	18		336	18.7	80t	1	TOTAL			19	219		11.5	30	1				
TKD/										TKD/									
INTERCEPTIONS	NO		YDS	AVG	LG	TD				INTERCEPTIONS	NO		YDS	AVG	LG	TD			
D. Gordon	2		108	54.0	58	0				R. Bradford	1		1	1.0	1	0			
D. Johnson	1		28	28.0	28	0													
TOTAL	3		136	45.3	58	0	TOTAL			1	1		1.0	1	0				
TKD/										TKD/									
PUNTING	NO	YDS	AVG	NET	TB	IN20	LG			PUNTING	NO	YDS	AVG	NET	TB	IN20	LG		
T. Rouen	1	35	35.0	35.0	0	1	35			D. Stryzinski	1	39	39.0	39.0	0	0	39		
TOTAL	1	35	35.0	35.0	0	1	35			TOTAL	1	39	39.0	39.0	0	0	39		
TKD/										TKD/									
PUNT RETURNS	NO	YDS	AVG	FC	LG	TD				PUNT RETURNS	NO	YDS	AVG	FC	LG	TD			
(DOWNED)	1	0	0.0	0	—	0				T. Dwight	0	0	0.0	1	—	0			
RETURNS	1	0	0.0	0	—	0				RETURNS	0	0	0.0	1	—	0			
TKD/										TKD/									
KICKOFF RETURNS	NO	YDS	AVG	FC	LG	TD				KICKOFF RETURNS	NO	YDS	AVG	FC	LG	TD			
V. Hebron	2	42	21.0	0	26	0				T. Dwight	5	210	42.0	0	94t	1			
B. Chamberlain	1	2	2.0	0	2	0				B. Kozlowski	2	17	8.5	0	16	0			
RETURNS	3	44	14.7	0	26	0				RETURNS	7	227	32.4	0	94t	1			
TKD/										TKD/									
Denver Broncos	Own		Opp.		Out					Atlanta Falcons	Own		Opp.		Out				
FUMBLES	Fum	Lost	Rec.	Yds	TD	FF	Rec.	Yds	TD	Fum	Lost	Rec.	Yds	TD	FF	Rec.	Yds	TD	
G. Coghill	0	0	0	0	0	1	0	0	0	J. Anderson	1	1	0	0	0	0	0	0	
T. Braxton	0	0	0	0	0	1	1	4	0										
TOTAL	0	0	0	0	0	1	1	4	0	TOTAL	1	1	0	0	0	0	0	0	



Denver 23, N.Y. Jets 10

Sunday, Jan. 17, 1999 • 2:15 p.m. MST • Mile High Stadium • Denver

WEATHER: Sunny, 41° (wind chill 18°), Wind NW 24 mph • ATTENDANCE: 75,482 • TIME: 3:16

1998 AFC Championship Game

The Broncos clinched their AFC-record sixth berth in a Super Bowl by defeating the New York Jets 23-10 in the AFC Championship Game before a crowd of 75,482 fans at Mile High Stadium and a CBS national television audience.

After failing to score in the first half, the Broncos scored 20 third-quarter points and reached the Super Bowl for the second consecutive season—matching the back-to-back AFC Championships of the 1986 and '87 Broncos.

The Jets had taken a 10-0 lead on a John Hall 32-yard field goal in the second quarter and a 1-yard Curtis Martin touchdown run in the third quarter that was set up by a blocked punt at the Broncos' 1-yard line. That touchdown proved to be just the wake-up call that Denver needed to ignite its offense as well as the unusually quiet Mile High crowd. On first-and-10 from the 36-yard line, John Elway connected with Ed McCaffrey on a 47-yard pass play and two plays later found fullback Howard Griffith with an 11-yard touchdown pass to get Denver on the board and narrow the Jets' lead to 10-7.

Then, a wind-stifled kickoff fumble was recovered by Keith Burns and turned into a 44-yard Jason Elam field goal. Another Elam kick of 48 yards gave Denver the lead, and then a 31-yard touchdown run by Terrell Davis gave the Broncos a 10-point cushion, 20-10, they never relinquished.

The Broncos' defense—which deserved credit for keeping the club in the game in the first half while the offense sputtered—forced six turnovers (including two interceptions by Darrien Gordon) on the day and held the Jets to 14 yards rushing on 13 carries. The four opponent fumbles recovered by Denver set a franchise postseason record.

Davis set numerous records during the contest, including passing his own NFL-record total of 2,331 yards rushing in an entire season (regular and postseason combined) set in 1997 and rushing for 100 yards for the sixth consecutive postseason game, tying John Riggins for the most all time. He also passed Larry Csonka and Riggins for seventh and sixth place in career postseason rushing yards. Tight end Shannon Sharpe tied Vance Johnson (40) for the most receptions in the postseason by a Bronco. Elam's three field goals also tied a Denver single-game postseason record. Denver maintained a perfect record (10-0) in the postseason when outrushing its opponent and a perfect mark (12-0) when leading after three quarters.

OFFICIALS:

Referee — Ed Hochuli (85); **Umpire** — Chad Brown (31); **Head Linesman** — George Hayward (54); **Line Judge** — Tom Barnes (55); **Field Judge** — Tom Sifferman (118); **Side Judge** — Doug Toole (4); **Back Judge** — Richard Reels (83).

	1	2	3	4	OT	TOTAL	FIELD GOALS (made () & missed)
VISITOR New York Jets	0	3	7	0	—	10	J. Hall 42WR (32)
HOME Denver Broncos	0	0	20	3	—	23	J. Elam (44) (48) (35)

Team	Qtr	Clock Time	PLAY DESCRIPTION (Extra Point) (Drive Info)	SCORE Visitor Home
JETS	2	0:00	J. Hall 32 yd. Field Goal (6-46, 0:38)	3 0
JETS	3	11:56	C. Martin 1 yd. run (J. Hall, kick) (1-1, 0:04)	10 0
BRONCOS	3	10:18	H. Griffith 11 yd. pass from J. Elway (J. Elam, kick) (3-64, 1:38)	10 7
BRONCOS	3	8:23	J. Elam 44 yd. Field Goal (4-5, 1:46)	10 10
BRONCOS	3	2:58	J. Elam 48 yd. Field Goal (8-27, 3:14)	10 13
BRONCOS	3	0:18	T. Davis 31 yd. run (J. Elam, kick) (3-38, 1:24)	10 20
BRONCOS	4	3:40	J. Elam 35 yd. Field Goal (4-1, 1:00)	10 23

DENVER BRONCOS

OFFENSE				DEFENSE			
WR	80	R. Smith	LE	96	H. Hasselbach		
LT	77	T. Jones	LT	94	K. Traylor		
LG	69	M. Schlereth	RT	93	T. Pryce		
C	66	T. Nalen	RE	98	M. Tanuvasa		
RG	62	D. Neil	WLB	51	J. Mobley		
RT	74	H. Swayne	MLB	59	G. Cadrez		
TE	84	S. Sharpe	SLB	53	B. Romanowski		
WR	87	E. McCaffrey	LCB	39	R. Crockett		
QB	7	J. Elway	RCB	21	D. Gordon		
HB	30	T. Davis	CB	25	D. Johnson		
TE	89	D. Carswell	FS	27	S. Atwater		

BRONCOS SUBSTITUTIONS: K 1 J. Elam, P 16 T. Rouen, CB 20 T. James, RB 22 V. Hebron, CB 28 T. Paul, FB 29 H. Griffith, RB 31 D. Loville, S 34 T. Braxton, RB 37 A. Lynn, FB 42 D. Smith, S 48 G. Coghill, LB 56 K. Burns, G 63 D. Diaz-Infante, T 78 M. Lepsis, WR 82 M. Nash, WR 85 W. Green, TE 86 B. Chamberlain, DE 90 N. Smith, DE 91 A. Williams, DE 95 M. Washington, DT 97 M. Lodish, LB 99 S. Joyner. **DID NOT PLAY:** QB 6 B. Brister. **INACTIVE:** QB 14 B. Griese, S 26 E. Brown, LB 54 N. Wayne, C 60 K.C. Jones, T 70 T. Teague, DE 73 C. Brown, G 79 C. Banks, WR 83 J. Armour.

NEW YORK JETS

OFFENSE				DEFENSE			
WR	19	K. Johnson	LE	95	R. Lyle		
LT	76	J. Elliott	LT	72	J. Ferguson		
LG	62	T. Burger	RE	98	A. Pleasant		
C	68	K. Mawae	OLB	53	C. Cascadden		
RG	70	M. O'Dwyer	LLB	57	M. Lewis		
RT	69	J. Fabini	MLB	52	P. Johnson		
TE	88	K. Brady	RLB	51	B. Cox		
WR	80	W. Chrebet	LCB	24	R. Mickens		
QB	16	V. Testaverde	RCB	45	O. Smith		
RB	28	C. Martin	SS	21	V. Green		
FB	41	K. Byars	FS	44	C. Brown		

JETS SUBSTITUTIONS: K 9 J. Hall, P 17 J. Kidd, RB 22 D. Meggett, S 23 K. Williams, S 30 C. Hayes, CB 31 A. Glenn, CB 42 M. Coleman, S 47 S. Frost, LB 50 R. Holmberg, LB 54 D. Gordon, LB 58 J. Farris, C/G 65 J. Hudson, C/G 67 M. Gislis, T/G 71 K. Jenkins, TE 82 B. Spence, TE 84 F. Baxter, WR 86 A. Van Dyke, WR 89 D. Ward, DE 92 B. Hamilton, DT 93 E. Logan, DE 99 E. Ogbogu. **DID NOT PLAY:** QB 6 R. Lucas, RB 20 R. Anderson. **INACTIVE:** QB 4 G. Foley, S 26 J. Henderson, FB 33 J. Sowell, G/T 60 D. Karczewski, G 66 A. Bernstein, DT 75 C. Hansen, G 79 J. Bundern, DE 97 D. Boose.

FINAL INDIVIDUAL STATISTICS

New York Jets											Denver Broncos																																																																																																																																																																																	
RUSHING C. Martin	ATT 13	YDS 14	AVG 1.1	LG 4	TD 1	RUSHING T. Davis J. Elway D. Loville T. Rouen	ATT 32	YDS 167	AVG 5.2	LG 31t	TD 1	RUSHING J. Elway T. Davis B. Chamberlain S. Sharpe T. Davis H. Griffith D. Carswell	ATT 34	YDS 173	AVG 5.1	LG 47	TD 1	RUSHING J. Elway T. Davis B. Chamberlain S. Sharpe T. Davis H. Griffith D. Carswell	ATT 34	YDS 173	AVG 5.1	LG 47	TD 1	RUSHING J. Elway T. Davis B. Chamberlain S. Sharpe T. Davis H. Griffith D. Carswell	ATT 34	YDS 173	AVG 5.1	LG 47	TD 1																																																																																																																																																															
TOTAL	13	14	1.1	4	1	TOTAL	38	178	4.7	31t	1	TOTAL	38	178	4.7	31t	1	TOTAL	38	178	4.7	31t	1	TOTAL	38	178	4.7	31t	1																																																																																																																																																															
PASSING V. Testaverde TOTAL	ATT 52	CMP 31	YDS 356	TKD/YD 0/0	TD 0	LG 28	IN 2	Rtg. 64.3	PASSING J. Elway TOTAL	ATT 34	CMP 13	YDS 173	TKD/YD 3/20	TD 1	LG 47	IN 0	Rtg. 65.0	PASSING J. Elway TOTAL	ATT 34	CMP 13	YDS 173	TKD/YD 3/20	TD 1	LG 47	IN 0	Rtg. 65.0																																																																																																																																																																		
PASS RECEIVING W. Chrebet K. Johnson D. Ward C. Martin K. Byars K. Brady A. Van Dyke D. Meggett TOTAL	NO 8 7 5 4 3 2 1 1 31	YDS 121 73 61 39 33 11 16 2 356	AVG 15.1 10.4 12.2 9.8 11.0 5.5 16.0 2.0 11.5	LG 28 26 26 27 19 8 16 2 28	TD 0 0 0 0 0 0 0 0 0	PASS RECEIVING E. McCaffrey R. Smith B. Chamberlain S. Sharpe T. Davis H. Griffith D. Carswell TOTAL	NO 3 3 2 2 1 1 13	YDS 66 37 26 14 12 11 7 173	AVG 22.0 12.3 13.0 7.0 12.0 11.0 7.0 13.3	LG 47 15 16 8 12 11 7 47	TD 0 0 0 0 0 1 0 1	PASS RECEIVING E. McCaffrey R. Smith B. Chamberlain S. Sharpe T. Davis H. Griffith D. Carswell TOTAL	NO 3 3 2 2 1 1 13	YDS 66 37 26 14 12 11 7 173	AVG 22.0 12.3 13.0 7.0 12.0 11.0 7.0 13.3	LG 47 15 16 8 12 11 7 47	TD 0 0 0 0 0 1 0 1																																																																																																																																																																											
INTERCEPTIONS TOTAL	NO 0	YDS 0	AVG 0.0	LG —	TD 0	INTERCEPTIONS D. Gordon TOTAL	NO 2	YDS 48	AVG 24.0	LG 30	TD 0	INTERCEPTIONS D. Gordon TOTAL	NO 2	YDS 48	AVG 24.0	LG 30	TD 0																																																																																																																																																																											
PUNTING J. Kidd TOTAL	NO 7 7	YDS 335 335	AVG 47.9 47.9	NET 36.6 36.6	TB 0 0	IN20 3 3	LG 53 53	PUNTING T. Rouen (BLOCKED) TOTAL	NO 7 8	YDS 317 0	AVG 45.3 0.0	NET 39.1 0	TB 0 0	IN20 3 3	LG 59 59	PUNTING T. Rouen (BLOCKED) TOTAL	NO 7 8	YDS 317 0	AVG 45.3 0.0	NET 39.1 0	TB 0 0	IN20 3 3	LG 59 59																																																																																																																																																																					
PUNT RETURNS (DOWNED) (OUT OF BOUNDS) RETURNS	NO 3 1 3	YDS 43 0 43	AVG 14.3 0.0 14.3	FC 0 0 0	LG 0 — 0	TD 0 — 0	PUNT RETURNS (DOWNED) (OUT OF BOUNDS) RETURNS	NO 3 1 3	YDS 43 0 43	AVG 14.3 0.0 14.3	FC 0 — 0	LG 0 — 0	TD 0 — 0	PUNT RETURNS (DOWNED) (OUT OF BOUNDS) RETURNS	NO 3 1 3	YDS 43 0 43	AVG 14.3 0.0 14.3	FC 0 — 0	LG 0 — 0	TD 0 — 0																																																																																																																																																																								
KICKOFF RETURNS D. Meggett B. Hamilton J. Farris (TOUCHBACK) RETURNS	NO 1 1 1 1 5	YDS 32 14 0 0 46	AVG 10.7 14.0 0.0 0.0 9.2	FC 0 0 0 0 0	LG 16 14 0 — 16	TD 0 0 0 0 0	KICKOFF RETURNS V. Hebron (TOUCHBACK) RETURNS	NO 1 1 1 1 1	YDS 28 0 0 0 28	AVG 28.0 0.0 0.0 0.0 28.0	FC 0 0 0 0 0	LG 28 — — — 28	TD 0 0 0 0 0	KICKOFF RETURNS V. Hebron (TOUCHBACK) RETURNS	NO 1 1 1 1 1	YDS 28 0 0 0 28	AVG 28.0 0.0 0.0 0.0 28.0	FC 0 0 0 0 0	LG 28 — — — 28	TD 0 0 0 0 0																																																																																																																																																																								
New York Jets FUMBLES C. Martin K. Byars J. Farris A. Van Dyke	Fum 1 1 1 1 1	Own 0 0 0 0 0	Lost 0 0 0 0 0	Rec. 0 0 0 0 0	Yds 0 0 0 0 0	FF 0 0 0 0 0	Own 0 0 0 0 0	Lost 0 0 0 0 0	Rec. 0 0 0 0 0	Yds 0 0 0 0 0	FF 0 0 0 0 0	Own 0 0 0 0 0	Lost 0 0 0 0 0	Rec. 0 0 0 0 0	Yds 0 0 0 0 0	FF 0 0 0 0 0	Own 0 0 0 0 0	Lost 0 0 0 0 0	Rec. 0 0 0 0 0	Yds 0 0 0 0 0	FF 0 0 0 0 0	Own 0 0 0 0 0	Lost 0 0 0 0 0	Rec. 0 0 0 0 0	Yds 0 0 0 0 0	FF 0 0 0 0 0	Own 0 0 0 0 0	Lost 0 0 0 0 0	Rec. 0 0 0 0 0	Yds 0 0 0 0 0	FF 0 0 0 0 0	Own 0 0 0 0 0	Lost 0 0 0 0 0	Rec. 0 0 0 0 0	Yds 0 0 0 0 0	FF 0 0 0 0 0	Own 0 0 0 0 0	Lost 0 0 0 0 0	Rec. 0 0 0 0 0	Yds 0 0 0 0 0	FF 0 0 0 0 0	Own 0 0 0 0 0	Lost 0 0 0 0 0	Rec. 0 0 0 0 0	Yds 0 0 0 0 0	FF 0 0 0 0 0	Own 0 0 0 0 0	Lost 0 0 0 0 0	Rec. 0 0 0 0 0	Yds 0 0 0 0 0	FF 0 0 0 0 0	Own 0 0 0 0 0	Lost 0 0 0 0 0	Rec. 0 0 0 0 0	Yds 0 0 0 0 0	FF 0 0 0 0 0	Own 0 0 0 0 0	Lost 0 0 0 0 0	Rec. 0 0 0 0 0	Yds 0 0 0 0 0	FF 0 0 0 0 0	Own 0 0 0 0 0	Lost 0 0 0 0 0	Rec. 0 0 0 0 0	Yds 0 0 0 0 0	FF 0 0 0 0 0	Own 0 0 0 0 0	Lost 0 0 0 0 0	Rec. 0 0 0 0 0	Yds 0 0 0 0 0	FF 0 0 0 0 0	Own 0 0 0 0 0	Lost 0 0 0 0 0	Rec. 0 0 0 0 0	Yds 0 0 0 0 0	FF 0 0 0 0 0	Own 0 0 0 0 0	Lost 0 0 0 0 0	Rec. 0 0 0 0 0	Yds 0 0 0 0 0	FF 0 0 0 0 0	Own 0 0 0 0 0	Lost 0 0 0 0 0	Rec. 0 0 0 0 0	Yds 0 0 0 0 0	FF 0 0 0 0 0	Own 0 0 0 0 0	Lost 0 0 0 0 0	Rec. 0 0 0 0 0	Yds 0 0 0 0 0	FF 0 0 0 0 0	Own 0 0 0 0 0	Lost 0 0 0 0 0	Rec. 0 0 0 0 0	Yds 0 0 0 0 0	FF 0 0 0 0 0	Own 0 0 0 0 0	Lost 0 0 0 0 0	Rec. 0 0 0 0 0	Yds 0 0 0 0 0	FF 0 0 0 0 0	Own 0 0 0 0 0	Lost 0 0 0 0 0	Rec. 0 0 0 0 0	Yds 0 0 0 0 0	FF 0 0 0 0 0	Own 0 0 0 0 0	Lost 0 0 0 0 0	Rec. 0 0 0 0 0	Yds 0 0 0 0 0	FF 0 0 0 0 0	Own 0 0 0 0 0	Lost 0 0 0 0 0	Rec. 0 0 0 0 0	Yds 0 0 0 0 0	FF 0 0 0 0 0	Own 0 0 0 0 0	Lost 0 0 0 0 0	Rec. 0 0 0 0 0	Yds 0 0 0 0 0	FF 0 0 0 0 0	Own 0 0 0 0 0	Lost 0 0 0 0 0	Rec. 0 0 0 0 0	Yds 0 0 0 0 0	FF 0 0 0 0 0	Own 0 0 0 0 0	Lost 0 0 0 0 0	Rec. 0 0 0 0 0	Yds 0 0 0 0 0	FF 0 0 0 0 0	Own 0 0 0 0 0	Lost 0 0 0 0 0	Rec. 0 0 0 0 0	Yds 0 0 0 0 0	FF 0 0 0 0 0	Own 0 0 0 0 0	Lost 0 0 0 0 0	Rec. 0 0 0 0 0	Yds 0 0 0 0 0	FF 0 0 0 0 0	Own 0 0 0 0 0	Lost 0 0 0 0 0	Rec. 0 0 0 0 0	Yds 0 0 0 0 0	FF 0 0 0 0 0	Own 0 0 0 0 0	Lost 0 0 0 0 0	Rec. 0 0 0 0 0	Yds 0 0 0 0 0	FF 0 0 0 0 0	Own 0 0 0 0 0	Lost 0 0 0 0 0	Rec. 0 0 0 0 0	Yds 0 0 0 0 0	FF 0 0 0 0 0	Own 0 0 0 0 0	Lost 0 0 0 0 0	Rec. 0 0 0 0 0	Yds 0 0 0 0 0	FF 0 0 0 0 0	Own 0 0 0 0 0	Lost 0 0 0 0 0	Rec. 0 0 0 0 0	Yds 0 0 0 0 0	FF 0 0 0 0 0	Own 0 0 0 0 0	Lost 0 0 0 0 0	Rec. 0 0 0 0 0	Yds 0 0 0 0 0	FF 0 0 0 0 0	Own 0 0 0 0 0	Lost 0 0 0 0 0	Rec. 0 0 0 0 0	Yds 0 0 0 0 0	FF 0 0 0 0 0	Own 0 0 0 0 0	Lost 0 0 0 0 0	Rec. 0 0 0 0 0	Yds 0 0 0 0 0	FF 0 0 0 0 0	Own 0 0 0 0 0	Lost 0 0 0 0 0	Rec. 0 0 0 0 0	Yds 0 0 0 0 0	FF 0 0 0 0 0	Own 0 0 0 0 0	Lost 0 0 0



Denver 38, Miami 3

Saturday, Jan. 9, 1999 • 2:15 p.m. MST • Mile High Stadium • Denver

WEATHER: Sunny, 49°, Wind W 13 mph • ATTENDANCE: 75,729 • TIME: 2:48

1998 AFC Divisional Playoff Game

The Denver Broncos won their fifth consecutive postseason contest and advanced to the AFC Championship Game for the second year in a row with a record-setting 38-3 win over Miami in an AFC Divisional Playoff Game played before 75,729 raucous fans at Mile High Stadium.

The 35-point differential represented Denver's largest margin of victory in a postseason game and was punctuated by a defensive effort that limited Miami to just 14 yards on 13 carries for an average of 1.1 yards per rush—all of which set franchise records. The three points allowed also were the fewest allowed by Denver in a postseason game.

The Broncos' offense was just as sharp, putting points on the board in all four quarters, including 14 in both the first and fourth quarters. Denver's two first-quarter TDs both came courtesy of T.D. himself—Terrell Davis—who scored on runs of 1 and 20 yards, the latter of which would qualify for any highlight film as Davis juked two Dolphins defenders with separate moves as he dashed to the end zone. Davis was, unequivocally, the offensive star, posting a franchise-record 199 yards on 21 carries, which also represented the fourth-highest single-game total in NFL postseason history.

Miami closed the gap to 14-3 in the second quarter, scoring its only points of the game on a 22-yard Olindo Mare field goal, but Denver answered with an 11-play, 87-yard drive capped by Derek Loville's 11-yard TD run to increase the lead to 21-3 at halftime. The Broncos pushed the margin to 24-3 early in the third quarter when Jason Elam converted a 32-yard field goal and put the game far out of reach early in the fourth quarter when John Elway hooked up with Rod Smith for a 28-yard touchdown play that was the quarterback's 25th career post-season TD, tying him for fourth place in NFL history.

The icing on the cake was provided when Neil Smith picked up a fumble forced by Darrius Johnson at the Broncos' 21-yard line and ran it back 79 yards for his first career postseason score and a 38-3 Broncos lead that would stand up over the final 9:49 for Denver's most lopsided postseason win.

Shannon Sharpe led all Denver receivers with five catches, while Smith was the top yardage-gainer through the air with 71 on four catches. Defensively, Johnson and Bill Romanowski each intercepted Dan Marino, with Johnson returning his pick-off 48 yards for the second-longest interception return in franchise postseason history.

OFFICIALS:

Referee — Bill Carrollo (63); **Umpire** — Ed Coukart (71); **Head Linesman** — Tony Veteri (36); **Line Judge** — Mark Steinkerchner (84); **Field Judge** — Boris Cheek (41); **Side Judge** — Ken Baker (91); **Back Judge** — Jeff Triplette (42).

	1	2	3	4	OT	TOTAL	FIELD GOALS (made () & missed)
VISITOR	Miami Dolphins	0	3	0	0	—	3
HOME	Denver Broncos	14	7	3	14	—	38

Team	Qtr	Clock Time	PLAY DESCRIPTION (Extra Point) (Drive Info)	SCORE Visitor	Home
BRONCOS	1	5:55	T. Davis 1 yd. run (J. Elam, kick) (14-92, 7:56)	0	7
BRONCOS	1	1:02	T. Davis 20 yd. run (J. Elam, kick) (4-66, 2:18)	0	14
DOLPHINS	2	10:07	O. Mare 22 yd. Field Goal (11-76, 5:55)	3	14
BRONCOS	2	4:39	D. Loville 11 yd. run (J. Elam, kick) (11-87, 5:28)	3	21
BRONCOS	3	11:52	J. Elam 32 yd. Field Goal (5-66, 3:08)	3	24
BRONCOS	4	13:23	R. Smith 28 yd. pass from J. Elway (J. Elam, kick) (5-52, 1:39)	3	31
BRONCOS	4	9:49	N. Smith 79 yd. fumble return (J. Elam, kick)	3	38

DENVER BRONCOS

OFFENSE	DEFENSE
WR 80 R. Smith	LE 96 H. Hasselbach
LT 77 T. Jones	LT 94 K. Traylor
LG 69 M. Schlereth	RE 98 M. Tanuvasa
C 66 T. Nalen	WLB 51 J. Mobley
RG 62 D. Neil	MLB 59 G. Cadrez
RT 74 H. Swayne	SLB 53 B. Romanowski
TE 84 S. Sharpe	LCB 39 R. Crockett
WR 87 E. McCaffrey	RCB 21 D. Gordon
QB 7 J. Elway	CB 25 D. Johnson
HB 30 T. Davis	SS 34 T. Braxton
FB 29 H. Griffith	FS 27 S. Atwater

BRONCOS SUBSTITUTIONS: K 1 J. Elam, QB 6 B. Brister, P 16 T. Rouen, CB 20 T. James, RB 22 V. Hebron, CB 28 T. Paul, RB 31 D. Loville, RB 37 A. Lynn, FB 42 D. Smith, S 48 G. Coghill, LB 56 K. Burns, G 63 D. Diaz-Infante, T 78 M. Lepsis, WR 82 M. Nash, WR 85 W. Green, TE 86 B. Chamberlain, TE 89 D. Carswell, DE 90 N. Smith, DE 91 A. Williams, DT 93 T. Pryce, DE 95 M. Washington, DT 97 M. Lodish, LB 99 S. Joyner. **INACTIVE:** QB 14 B. Griese, S 26 E. Brown, LB 54 N. Wayne, C 60 K.C. Jones, T 70 T. Teague, DE 73 C. Brown, G 79 C. Banks, WR 83 J. Armour.

MIAMI DOLPHINS

OFFENSE	DEFENSE
WR 85 L. Thomas	LE 75 S. Burton
LT 74 B. Smith	LT 72 B. Tanner
LG 60 J. Book	RT 92 D. Gardener
C 61 T. Ruddy	RE 79 K. Mixon
RG 65 K. Donnalley	WLB 59 D. Rodgers
RT 76 J. Brown	MLB 54 Z. Thomas
TE 89 E. Perry	SLB 52 R. Jones
WR 81 O. McDuffie	LCB 27 T. Buckley
QB 13 D. Marino	RCB 29 S. Madison
WR 86 O. Gadsden	SS 38 C. Jackson
FB 36 S. Pritchett	FS 31 B. Marion

DOLPHINS SUBSTITUTIONS: P 8 K. Wilmsmeyer, K 10 O. Mare, QB 11 D. Huard, RB 20 J. Avery, S 21 R. Stewart, CB 23 P. Surtain, CB 24 J. Wilson, CB 28 R. Hill, RB 30 B. Parmalee, RB 33 K. Abdul-Jabbar, S 45 B. Walker, LB 50 D. Hollier, LB 51 A. Harris, LB 57 O. Brigance, T 68 M. Sheldon, WR 80 I. Uwaezueke, TE 82 F. Wainright, TE 83 H. Lusk, WR 88 N. Jacquet, DE 91 L. Bromell, DE 93 T. Armstrong, DE 96 D. Stubbs. **DID NOT PLAY:** QB 17 T. Doxzon, T 67 B. Stokes. **INACTIVE:** QB 14 D. Gonzalez, CB 26 E. McDaniel, RB 34 R. Moore, FB 48 K. Karber, LB 53 L. Izzo, T 78 R. Nabb, TE 84 T. Drayton.

FINAL INDIVIDUAL STATISTICS

Miami Dolphins											Denver Broncos										
RUSHING	ATT	YDS	AVG	LG	TD	RUSHING	ATT	YDS	AVG	LG	TD										
B. Parmalee	7	14	2.0	12	0	T. Davis	21	199	9.5	62	2										
K. Abdul-Jabbar	3	5	1.7	3	0	D. Loville	8	34	4.3	11	1										
D. Huard	2	-2	-1.0	-1	0	J. Elway	3	19	6.3	11	0										
S. Pritchett	1	-3	-3.0	-3	0	B. Brister	6	-2	-0.3	2	0										
TOTAL	13	14	1.1	12	0	TOTAL	38	250	6.6	62	3										
TKD/											TKD/										
PASSING	ATT	CMP	YDS	YD	TD	LG	IN	Rtg.	PASSING	ATT	CMP	YDS	YD	TD	LG	IN	Rtg.				
D. Marino	37	26	243	1/5	0	23	2	65.5	J. Elway	23	14	182	1/8	1	33	0	100.3				
TOTAL	37	26	243	1/5	0	23	2	65.5	TOTAL	23	14	182	1/8	1	33	0	100.3				
PASS RECEIVING	NO	YDS	AVG	LG	TD	PASS RECEIVING	NO	YDS	AVG	LG	TD										
O. McDuffie	9	118	13.1	23	0	S. Sharpe	5	38	7.6	10	0										
B. Parmalee	5	24	4.8	9	0	R. Smith	4	71	17.8	28	1										
O. Gadsden	4	36	9.0	14	0	E. McCaffrey	3	52	17.3	33	0										
L. Thomas	3	31	10.3	17	0	H. Griffith	1	14	14.0	14	0										
S. Pritchett	3	23	7.7	12	0	T. Davis	1	7	7.0	7	0										
N. Jacquet	1	6	6.0	6	0																
K. Abdul-Jabbar	1	5	5.0	5	0																
TOTAL	26	243	9.3	23	0	TOTAL	14	182	13.0	33	1										
INTERCEPTIONS	NO	YDS	AVG	LG	TD	INTERCEPTIONS	NO	YDS	AVG	LG	TD										
						D. Johnson	1	48	48.0	48	0										
						B. Romanowski	1	0	0.0	0	0										
TOTAL	0	0	0.0	—	0	TOTAL	2	48	24.0	48	0										
PUNTING	NO	YDS	AVG	NET	TB	IN20	LG	PUNTING	NO	YDS	AVG	NET	TB	IN20	LG						
K. Wilmsmeyer	5	228	45.6	42.8	0	2	56	T. Rouen	2	97	48.5	33.0	1	0	49						
TOTAL	5	228	45.6	42.8	0	2	56	TOTAL	2	97	48.5	33.0	1	0	49						
PUNT RETURNS	NO	YDS	AVG	FC	LG	TD	PUNT RETURNS	NO	YDS	AVG	FC	LG	TD								
T. Buckley	1	11	11.0	0	11	0	D. Gordon	2	14	7.0	1	13	0								
(TOUCHBACK)	1	0	0.0	0	—	0	(DOWNED)	1	0	0.0	0	—	0								
							(OUT OF BOUNDS)	1	0	0.0	0	—	0								
RETURNS	1	11	11.0	0	11	0	RETURNS	2	14	7.0	1	13	0								
KICKOFF RETURNS	NO	YDS	AVG	FC	LG	TD	KICKOFF RETURNS	NO	YDS	AVG	FC	LG	TD								
J. Avery	5	121	24.2	0	35	0	V. Hebron	1	19	19.0	0	19	0								
(TOUCHBACK)	2	0	0.0	0	—	0	(TOUCHBACK)	1	0	0.0	0	—	0								
RETURNS	5	121	24.2	0	35	0	RETURNS	1	19	19.0	0	19	0								
Miami Dolphins	Own	Opp.	Out	Denver Broncos	Own	Opp.	Out														
FUMBLES	Fum	Lost	Rec.	Yds	TD	FF	Rec.	Yds	TD	Bnds	FUMBLES	Fum	Lost	Rec.	Yds	TD	Bnds				
O. Gadsden	1	1	0	0	0	0	0	0	0	0	D. Johnson	0	0	0	0	1	0	0	0		
											N. Smith	0	0	0	0	0	1	79	1	0	
TOTAL	1	1	0	0	0	0	0	0	0	0	TOTAL	0	0	0	0	1	79	1	0	0	

FINAL TEAM STATISTICS

	DOLPHINS		BRONCOS			DOLPHINS		BRONCOS	
TOTAL FIRST DOWNS	14	24			PUNTS Number and Average	5-45.6	2-48.5		
By Rushing	1	13			Had Blocked	0	0		
By Passing	11	10			FGs – PATs Had Blocked	0-0	0-0		
By Penalty	2	1			TOTAL RETURN YARDAGE (Not Including Kickoffs)	11	62		
THIRD DOWN EFFICIENCY	2-10-20%	5-11-45%			No. and Yards Punt Returns	1-11	2-14		
FOURTH DOWN EFFICIENCY	1-2-50%	2-3-67%			No. and Yards Kickoff Returns	5-121	1-12		
TOTAL NET YARDS	232	424			No. and Yards Interception Returns	2-48	0-40		
Total Offensive Plays (inc. times thrown passing)	51	62			PENALTIES Number and Yards	10-57	5-41		
Average gain per offensive play	4.5	6.8			FUMBLES Number and Lost	1-1	0-0		
NET YARDS RUSHING	14	250			TOUCHDOWNS	0	3		
Total Rushing Plays	13	38			Rushing	0	3		
Average gain per rushing play	1.1	6.6			Passing	0	1		
NET YARDS PASSING	238	174			Fumbles	0	1		
Times thrown – yards lost attempting to pass	1-5	1-8			EXTRA POINTS Made-Attempts	0-0	5-5		
Gross yards passing	243	182			Kicking Made-Attempts	0-0	5-5		
PASS ATTEMPTS-COMPLETIONS-HAD INTERCEPTED	37-26-2	23-14-0			FIELD GOALS Made-Attempts	1-1	1-1		
Average gain per pass play (inc. # thrown passing)	6.3	7.3			SAFETIES	0	0		
KICKOFFS Number-In End Zone-Touchbacks	2-1-1	7-3-2			FINAL SCORE	3	38		
					TIME OF POSSESSION	27:36	32:24		



Denver 24, Pittsburgh 21

Sunday, Jan. 11, 1998 • 12:35 p.m. EST • Three Rivers Stadium • Pittsburgh

WEATHER: Sunny, 38°, Wind SW 3 mph • ATTENDANCE: 61,382 • TIME: 2:59

1997 AFC Championship Game

The Denver Broncos advanced to their fifth Super Bowl—and their first since 1989—with a 24-21 victory at Pittsburgh in the AFC Championship Game in front of 61,382 fans at Three Rivers Stadium. The Broncos became just the fifth Wild Card team to advance to the Super Bowl since the Wild Card format was established in 1970.

Denver quarterback John Elway was intercepted by Levon Kirkland on the game's second play, but the Steelers failed to capitalize when Norm Johnson's 38-yard field goal attempt sailed wide to the left. Denver then got on the board when Davis—who would rush for 139 yards and become the club's all-time postseason rushing leader—capped a six-play, 72-yard drive with an 8-yard scoring run on its second possession.

Pittsburgh evened the score on its next possession as quarterback Kordell Stewart rushed 33 yards around right end for a touchdown to punctuate a 6-play, 65-yard drive that covered 3:02 on the clock. The Steelers then broke the deadlock early in the second quarter when Jerome Bettis powered his way into the end zone from one yard out to put the finishing touches on an 11-play, 68-yard drive.

The Broncos would score the game's next 17 points, and, in effect, put the game away as the defense held up its end of the bargain down the stretch. The scoring began with a 43-yard Jason Elam field goal with 8:20 remaining in the half. After each team punted on its next possession, Denver got the ball back when Ray Crockett intercepted a Stewart bomb in the end zone, setting up a 14-point assault that would send Denver to the locker room ahead 24-14. Elway hit Howard Griffith for a 15-yard touchdown with 1:47 remaining, and Denver then forced a Pittsburgh punt and found the end zone again when Elway connected with Ed McCaffrey for a 1-yard touchdown with 13 seconds left in the half.

Denver rode that 24-14 lead into the fourth quarter before the Steelers scored the only points of the second half on a 14-yard Stewart-to-Charles Johnson touchdown pass with 2:46 remaining. But the Broncos succeeded in running out the clock on their final possession and established a new franchise record with their 15th win of the season.

Elway tied Roger Staubach for fourth place on the NFL's all-time list for postseason touchdown passes (24) with his two on the day, and the Broncos' three interceptions tied the franchise postseason record for most in a game.

OFFICIALS:

Referee — Ron Blum (7); Umpire — Bob Boylston (101); Head Linesman — Mark Baltz (26); Line Judge — Ron Winter (82); Back Judge — Bill Lovett (98); Side Judge — Dave Wyant (16); Field Judge — Don Hakes (96).

		1	2	3	4	OT	TOTAL		
VISITOR	Denver Broncos	7	17	0	0	—	24		
HOME	Pittsburgh Steelers	7	7	0	7	—	21		

Team	Qtr	Clock Time	PLAY DESCRIPTION (Extra Point) (Drive Info)	SCORE Visitor Home
BRONCOS	1	9:18	T. Davis 8 yd. run (J. Elam, kick) (6-72, 3:15)	7 0
STEELERS	1	6:16	K. Stewart 33 yd. run (N. Johnson, kick) (6-65, 3:02)	7 7
STEELERS	2	12:42	J. Bettis 1 yd. run (N. Johnson, kick) (11-68, 4:46)	7 14
BRONCOS	2	8:20	J. Elam 43 yd. Field Goal (11-45, 4:22)	10 14
BRONCOS	2	1:47	H. Griffith 15 yd. pass from J. Elway (J. Elam, kick) (5-80, 2:53)	17 14
BRONCOS	2	0:13	E. McCaffrey 1 yd. pass from J. Elway (J. Elam, kick) (4-54, 0:30)	24 14
STEELERS	4	2:46	C. Johnson 14 yd. pass from K. Stewart (N. Johnson, kick) (10-79, 2:57)	24 21

FIELD GOALS (made () & missed)	
J. Elam	(43)
N. Johnson	38WL

DENVER BRONCOS									
OFFENSE					DEFENSE				
WR 80	R. Smith	LE 90	N. Smith						
LT 65	G. Zimmerman	LT 94	K. Traylor						
LG 69	M. Schlereth	RT 98	M. Tanuvasa						
C 66	T. Nalen	RE 91	A. Williams						
RG 75	B. Habib	WLB 51	J. Mobley						
RT 77	T. Jones	MLB 57	A. Aldridge						
TE 84	S. Sharpe	SLB 53	B. Romanowski						
WR 87	E. McCaffrey	LCB 39	R. Crockett						
QB 7	J. Elway	RCB 23	D. Gordon						
HB 30	T. Davis	FS 27	S. Atwater						
FB 29	H. Griffith	SS 34	T. Braxton						

BRONCOS SUBSTITUTIONS: K 1 J. Elam, P 16 T. Rouen, CB 21 R. Hilliard, RB 22 V. Hebron, CB 25 D. Johnson, CB 26 T. McKyer, RB 31 D. Loville, S 32 T. Veland, S 33 D. Dodge, RB 37 A. Lynn, FB 42 D. Smith, LB 56 K. Burns, LB 59 G. Cadrez, G/C 63 D. Diaz-Infante, T 74 H. Swayne, WR 81 P. Jeffers, WR 85 W. Green, TE 86 B. Chamberlain, TE 89 D. Carswell, DT 93 T. Pryce, DE 96 H. Hasselbach, DT 97 M. Lodish. **DID NOT PLAY:** QB 6 B. Brister. **INACTIVE:** QB 8 J. Lewis, LB 50 J. Hesse, LB 58 S. Russ, G 62 D. Neil, T 70 J. Brown, DE 72 E. Jones, WR 88 S. Wilson, DT 99 D. Richie.

PITTSBURGH STEELERS									
OFFENSE					DEFENSE				
WR 82	Y. Thigpen	LE 74	N. Harrison						
LT 65	J. Jackson	NT 93	J. Steed						
LG 77	W. Wolford	RE 76	K. Henry						
C 63	D. Dawson	LOLB 92	J. Gildon						
RG 68	B. Stai	LILB 99	L. Kirkland						
RT 73	J. Strzelczyk	RILB 50	E. Holmes						
TE 87	M. Bruener	ROLB 54	D. Jones						
WR 81	C. Johnson	LCB 30	C. Scott						
QB 10	K. Stewart	RCB 37	C. Lake						
FB 34	T. Lester	SS 40	M. Bell						
RB 36	J. Bettis	FS 39	M. Perry						

STEELERS SUBSTITUTIONS: P 4 J. Miller, K 9 N. Johnson, QB 18 M. Tomczak, WR 19 A. Coleman, CB 24 C. Oldham, RB 25 F. McAfee, CB 27 J.B. Brown, DB 29 R. Fuller, FB 38 J. Witman, DB 41 L. Flowers, TE 46 T. Sadowski, LB 51 C. Emmons, LB 53 S. Conley, LB 55 J. Olsavsky, OL 62 T. Myslinski, C 66 J. Sweeney, DE 71 O. Roye, TE 84 K. Botkin, WR 88 C. Hawkins, WR 89 W. Blackwell, DE 96 M. Vrabel, LB 98 O. Gibson. **DID NOT PLAY:** CB 21 D. Woolford. **INACTIVE:** QB 11 M. Quinn, WR 17 C. Marsh, RB 43 G. Jones, T 67 J. Stephens, OL 79 P. Wiggins, WR 83 C. Holliday, LB 95 G. Lloyd, DE 97 R. Manuel.

FINAL INDIVIDUAL STATISTICS																					
Denver Broncos										Pittsburgh Steelers											
RUSHING	ATT	YDS	AVG	LG	TD					RUSHING	ATT	YDS	AVG	LG	TD						
	T. Davis	26	139	5.3	43	1					J. Bettis	23	105	4.6	16	1					
	J. Elway	2	9	4.5	10	0					K. Stewart	3	44	14.7	33t	1					
	V. Hebron	2	2	1.0	2	0					F. McAfee	1	12	12.0	12	0					
	TOTAL	30	150	5.0	43	1					TOTAL	27	161	6.0	33	2					
TKD/										TKD/											
PASSING	ATT	CMP	YDS	YD	TD	LG	IN	Rtg.		PASSING	ATT	CMP	YDS	YD	TD	LG	IN	Rtg.			
	J. Elway	31	18	210	2/15	2	20	1	86.8		K. Stewart	36	18	201	3/8	1	27	3	41.6		
TOTAL	31	18	210	2/15	2	20	1	86.8		TOTAL	36	18	201	3/8	1	27	3	41.6			
PASS RECEIVING										PASS RECEIVING											
			NO	YDS	AVG	LG	TD							NO	YDS	AVG	LG	TD			
R. Smith			6	87	14.5	20	0				Y. Thigpen			6	92	15.3	27	0			
E. McCaffrey			5	37	7.4	11	1				C. Hawkins			4	30	7.5	9	0			
S. Sharpe			3	49	16.3	18	0				C. Johnson			3	34	11.3	14t	1			
H. Griffith			2	26	13.0	15t	1				W. Blackwell			2	19	9.5	16	0			
V. Hebron			1	9	9.0	9	0				M. Bruener			1	16	16.0	16	0			
T. Davis			1	2	2.0	2	0				T. Lester			1	7	7.0	7	0			
											J. Bettis			1	3	3.0	3	0			
TOTAL			18	210	11.7	20	2				TOTAL			18	201	11.2	27	1			
INTERCEPTIONS										INTERCEPTIONS											
			NO	YDS	AVG	LG	TD							NO	YDS	AVG	LG	TD			
T. Braxton			1	6	6.0	6	0				L. Kirkland			1	0	0.0	0	0			
A. Aldridge			1	0	0.0	0	0														
R. Crockett			1	0	0.0	0	0														
TOTAL			3	6	2.0	6	0				TOTAL			1	0	0.0	0	0			
PUNTING										PUNTING											
			NO	YDS	AVG	NET	TB	IN20	LG					NO	YDS	AVG	NET	TB	IN20	LG	
T. Rouen			5	157	31.4	27.6	0	1	48					J. Miller	4	168	42.0	37.3	0	0	51
TOTAL			5	157	31.4	27.6	0	1	48					TOTAL	4	168	42.0	37.3	0	0	51
PUNT RETURNS										PUNT RETURNS											
			NO	YDS	AVG	FC	LG	TD							NO	YDS	AVG	FC	LG	TD	
D. Gordon			2	19	9.5	0	19	0				W. Blackwell			1	19	19.0	0	19	0	
(DOWNED)			2	0	0.0	0	—	0				C. Hawkins			0	0	0.0	1	—	0	
											(DOWNED)			2	0	0.0	0	—	0		
											(OUT OF BOUNDS)			1	0	0.0	0	—	0		
RETURNS			2	19	9.5	0	19	0				RETURNS			1	19	19.0	1	19	0	
KICKOFF RETURNS										KICKOFF RETURNS											
			NO	YDS	AVG	FC	LG	TD							NO	YDS	AVG	FC	LG	TD	
V. Hebron			4	69	17.3	0	25	0				W. Blackwell			3	52	17.3	0	24	0	
											J. Witman			1	10	10.0	0	10	0		
											(TOUCHBACK)			1	0	0.0	0	—	0		
RETURNS			4	69	17.3	0	25	0				RETURNS			4	62	15.5	0	24	0	
Denver Broncos										Pittsburgh Steelers											
FUMBLES			Fum	Lost	Own Rec.	Yds	TD	FF	Opp. Rec.	Yds	TD	Out Bnds	FUMBLES			Fum	Lost	Own Rec.	Yds	TD	Out Bnds
T. Davis			1	1	0	0	0	0	0	0	0	0	D. Perry			0	0	0	0	0	0
D. Gordon			1	0	0	0	0	0	0	0	0	0	K. Stewart			1	1	0	0	0	0
R. Crockett			0	0	1	1	0	0	0	0	0	0									
N. Smith			0	0	0	0	0	1	0	0	0	0									
M. Lodish			0	0	0	0	0	0	1	0	0	0									
TOTAL			2	1	1	1	0	1	1	0	0	0	TOTAL			1	1	0	0	0	0



Denver 14, Kansas City 10

Sunday, Jan. 4, 1998 • 3 p.m. CST • Arrowhead Stadium • Kansas City, Mo.

WEATHER: Overcast, 32° (wind chill 26°), Wind NW 6 mph • ATTENDANCE: 76,965 • TIME: 2:59

1997 AFC Divisional Playoff Game

The Denver Broncos posted their first road playoff win in 11 years—and only the second in franchise history—with a 14-10 victory over Kansas City in front of 76,965 fans at Arrowhead Stadium. Denver advanced to its first AFC Championship Game since 1991 on the strength of two Terrell Davis touchdowns—tying the franchise postseason record for the second week in a row—and a defensive effort that limited the Chiefs to just 10 points, tying for the fewest in club playoff history.

Davis broke a scoreless tie late in the second quarter, plowing into the end zone from one yard out to give Denver a 7-0 lead with 1:56 remaining in the half to cap an 8-play, 65-yard drive that covered 4:51 on the clock. Key to the drive was a 17-yard John Elway completion to Rod Smith on a third-and-7 play that gave the Broncos a first down at the Kansas City 4-yard line.

The Chiefs, limited to 58 yards of total offense in the first half, came out strong after the break, moving the ball to the Denver 6-yard line, before settling for a 20-yard Pete Stoyanovich field goal. Kansas City struck again late in the quarter when Elvis Grbac found tight end Tony Gonzalez in the back of the end zone for a 12-yard score, marking the Chiefs' only touchdown.

Denver, however, would answer on its ensuing possession, driving 49 yards in six plays for what would prove to be the game-winning touchdown. The key play of the drive was a 43-yard Elway-to-Ed McCaffrey completion on third-and-5 from the Chiefs' 44-yard line that gave Denver a first down at the Chiefs' 1-yard line.

After two unsuccessful attempts from close range, Davis muscled his way through the middle of the Chiefs' line for his second touchdown of the day and the fifth of his career in the postseason to establish a franchise record.

Kansas City had possession three more times in the game but was turned back each time by the Broncos' defense after reaching Denver's 31 (punt), their own 36 (punt) and the Broncos' 20 with 0:19 left (downs). The final play was a pass to the end zone on fourth-and-2 that was knocked down by Darrien Gordon, ending the Chiefs' hopes and propelling Denver to the AFC title game.

Elway, with 170 passing yards on the day, moved into second place in NFL postseason history in that category, supplanting both Terry Bradshaw (3,833) and Jim Kelly (3,863) to finish the day at 3,940 career passing yards in the playoffs.

OFFICIALS:

Referee — Jerry Markbreit (9); Umpire — Bob Wagner (100); Head Linesman — Terry Gierke (72); Line Judge — Walt Anderson (66); Back Judge — Al Jury (106); Side Judge — Mike Pereira (77); Field Judge — Bill Schmitz (122).

DENVER BRONCOS

OFFENSE				DEFENSE			
WR	80	R. Smith	LE	90	N. Smith		
LT	65	G. Zimmerman	LT	94	K. Traylor		
LG	69	M. Schlereth	RT	98	M. Tanuvasa		
C	66	T. Nalen	RE	91	A. Williams		
RG	75	B. Habib	WLB	51	J. Mobley		
RT	77	T. Jones	MLB	57	A. Aldridge		
TE	84	S. Sharpe	SLB	53	B. Romanowski		
WR	87	E. McCaffrey	LCB	39	R. Crockett		
QB	7	J. Elway	RCB	23	D. Gordon		
HB	30	T. Davis	FS	27	S. Atwater		
FB	29	H. Griffith	SS	34	T. Braxton		

BRONCOS SUBSTITUTIONS: K 1 J. Elam, P 16 T. Rouen, CB 21 R. Hilliard, RB 22 V. Hebron, CB 25 D. Johnson, CB 26 T. McKyer, RB 31 D. Loville, S 32 T. Veland, S 33 D. Dodge, RB 37 A. Lynn, FB 42 D. Smith, LB 56 K. Burns, LB 59 G. Cadrez, G/C 63 D. Diaz-Infante, T 74 H. Swayne, WR 81 P. Jeffers, WR 85 W. Green, TE 86 B. Chamberlain, TE 89 D. Carswell, DT 93 T. Pryce, DE 96 H. Hasselbach, DT 97 M. Lodish. **DID NOT PLAY:** QB 6 B. Brister. **INACTIVE:** QB 8 J. Lewis, LB 50 J. Hesse, LB 58 S. Russ, G 62 D. Neil, T 70 J. Brown, DE 72 E. Jones, WR 88 S. Wilson, DT 99 D. Richie.

KANSAS CITY CHIEFS

OFFENSE				DEFENSE			
SE	89	A. Rison	LT	99	V. Booker		
LT	69	J. Criswell	RT	75	J. Phillips		
LG	79	D. Lynn	RE	92	D. Williams		
C	61	T. Grunhard	LLB	58	D. Thomas		
RG	68	W. Shields	ILB	53	W. Simmons		
RT	62	G. Parker	MLB	59	D. Edwards		
TE	48	T. Popson	RLB	50	A. Davis		
FL	80	L. Dawson	LCB	34	D. Carter		
QB	11	E. Grbac	RCB	40	J. Hasty		
FB	38	K. Anders	SS	25	R. Tongue		
HB	27	G. Hill	FS	21	J. Woods		

CHIEFS SUBSTITUTIONS: P 5 L. Aguiar, K 10 P. Stoyanovich, CB 29 M. McMillian, FB 30 D. Bennett, RB 32 M. Allen, CB 45 B. Brooks, S 47 T. Scott, FB 49 T. Richardson, LB 51 G. Manuskis, LB 54 T. Simien, G 64 R. Tamm, DT 71 T. Barnot, T 74 S. Wallace, DE 77 P. McDaniels, TE 82 D. Walker, WR 83 D. Hughes, WR 84 J. Horn, WR 87 T. Vanover, TE 88 T. Gonzalez, LB 90 T. Wooden, DE 93 J. Browning. **DID NOT PLAY:** QB 12 R. Gannon, DT 95 M. Dean Perry. **INACTIVE:** QB 8 B. Tolliver, QB 17 P. Barnes, CB 44 D. Anderson, C 65 J. Smith, T 70 M. Spears, T 72 N. Parks, WR 81 K. Lockett, DT 91 T. Parten.

	1	2	3	4	OT	TOTAL	FIELD GOALS (made () & missed)	
VISITOR	Denver Broncos	0	7	0	7	14		
HOME	Kansas City Chiefs	0	0	10	0	10		
Team	Qtr	Clock Time	PLAY DESCRIPTION (Extra Point) (Drive Info)		SCORE			
BRONCOS	2	1:56	T. Davis 1 yd. run (J. Elam, kick)	(8-65, 4:51)	7	0		
CHIEFS	3	9:42	P. Stoyanovich 20 yd. Field Goal	(11-67, 5:18)	7	3		
CHIEFS	3	0:10	T. Gonzalez 12 yd. pass from E. Grbac (P. Stoyanovich, kick)	(4-65, 1:35)	7	10		
BRONCOS	4	12:32	T. Davis 1 yd. run (J. Elam, kick)	(6-49, 2:38)	14	10		

FINAL INDIVIDUAL STATISTICS

Denver Broncos													Kansas City Chiefs																																																																																																																																																																										
RUSHING	ATT	YDS	AVG	LG	TD	RUSHING	ATT	YDS	AVG	LG	TD		RUSHING	ATT	YDS	AVG	LG	TD		RUSHING	ATT	YDS	AVG	LG	TD		RUSHING	ATT	YDS	AVG	LG	TD																																																																																																																																																							
T. Davis	25	101	4.0	41	2	M. Allen	12	37	3.1	14	0		E. Grbac	4	22	5.5	11	0		E. Grbac	4	22	5.5	11	0		K. Anders	3	9	3.0	6	0																																																																																																																																																							
H. Griffith	4	9	2.3	4	0								K. Anders	3	9	3.0	6	0		D. Bennett	3	4	1.3	8	0		L. Aguiar	1	3	3.0	3	0																																																																																																																																																							
D. Loville	2	0	0.0	3	0								D. Bennett	3	4	1.3	8	0		G. Hill	1	2	2.0	2	0		G. Hill	1	2	2.0	2	0																																																																																																																																																							
J. Elway	1	-1	-1.0	-1	0								L. Aguiar	1	3	3.0	3	0		TOTAL	24	77	3.2	14	0		TOTAL	24	77	3.2	14	0																																																																																																																																																							
TOTAL	32	109	3.4	41	2								TOTAL	24	77	3.2	14	0																																																																																																																																																																					
PASSING	ATT	CMP	YDS	TD	LG	INT	Rtg.	PASSING	ATT	CMP	YDS	TD	LG	INT	Rtg.	PASSING	ATT	CMP	YDS	TD	LG	INT	Rtg.	PASSING	ATT	CMP	YDS	TD	LG	INT	Rtg.	PASSING	ATT	CMP	YDS	TD	LG	INT	Rtg.																																																																																																																																																
J. Elway	19	10	170	1/7	0	43	83.2	E. Grbac	37	24	260	4/34	1	50	0	94.4	J. Elway	19	10	170	1/7	0	43	0	83.2	E. Grbac	37	24	260	4/34	1	50	0	94.4	J. Elway	19	10	170	1/7	0	43	0	83.2																																																																																																																																												
TOTAL	19	10	170	1/7	0	43	83.2	TOTAL	37	24	260	4/34	1	50	0	94.4	TOTAL	19	10	170	1/7	0	43	0	83.2	TOTAL	37	24	260	4/34	1	50	0	94.4	TOTAL	19	10	170	1/7	0	43	0	83.2																																																																																																																																												
PASS RECEIVING			NO	YDS	AVG	LG	TD	PASS RECEIVING			NO	YDS	AVG	LG	TD	PASS RECEIVING			NO	YDS	AVG	LG	TD	PASS RECEIVING			NO	YDS	AVG	LG	TD	PASS RECEIVING			NO	YDS	AVG	LG	TD																																																																																																																																																
E. McCaffrey			3	56	18.7	43	0	A. Rison			8	110	13.8	34	0	A. Rison			8	110	13.8	34	0	A. Rison			8	110	13.8	34	0	A. Rison			8	110	13.8	34	0																																																																																																																																																
S. Sharpe			2	33	16.4	22	0	T. Popson			5	26	5.2	13	0	T. Popson			5	26	5.2	13	0	T. Popson			5	26	5.2	13	0	T. Popson			5	26	5.2	13	0																																																																																																																																																
R. Smith			2	19	9.5	17	0	T. Gonzalez			3	26	8.7	12	1	T. Gonzalez			3	26	8.7	12	1	T. Gonzalez			3	26	8.7	12	1	T. Gonzalez			3	26	8.7	12	1																																																																																																																																																
D. Carswell			1	26	26.0	26	0	L. Dawson			2	20	10.0	12	0	L. Dawson			2	20	10.0	12	0	L. Dawson			2	20	10.0	12	0	L. Dawson			2	20	10.0	12	0																																																																																																																																																
W. Green			1	19	19.0	19	0	K. Anders			2	4	2.0	3	0	K. Anders			2	4	2.0	3	0	K. Anders			2	4	2.0	3	0	K. Anders			2	4	2.0	3	0																																																																																																																																																
T. Davis			1	17	17.0	17	0	J. Horn			1	50	50.0	50	0	J. Horn			1	50	50.0	50	0	J. Horn			1	50	50.0	50	0	J. Horn			1	50	50.0	50	0																																																																																																																																																
								D. Hughes			1	13	13.0	13	0	D. Hughes			1	13	13.0	13	0	D. Hughes			1	13	13.0	13	0	D. Hughes			1	13	13.0	13	0																																																																																																																																																
								M. Allen			1	8	8.0	8	0	M. Allen			1	8	8.0	8	0	M. Allen			1	8	8.0	8	0	M. Allen			1	8	8.0	8	0																																																																																																																																																
								T. Vanover			1	3	3.0	3	0	T. Vanover			1	3	3.0	3	0	T. Vanover			1	3	3.0	3	0	T. Vanover			1	3	3.0	3	0																																																																																																																																																
TOTAL			10	170	17.0	43	0	TOTAL			24	260	10.8	50	1	TOTAL			24	260	10.8	50	1	TOTAL			24	260	10.8	50	1	TOTAL			24	260	10.8	50	1																																																																																																																																																
INTERCEPTIONS			NO	YDS	AVG	LG	TD	INTERCEPTIONS			NO	YDS	AVG	LG	TD	INTERCEPTIONS			NO	YDS	AVG	LG	TD	INTERCEPTIONS			NO	YDS	AVG	LG	TD	INTERCEPTIONS			NO	YDS	AVG	LG	TD																																																																																																																																																
TOTAL			0	0	0.0	—	0	TOTAL			0	0	0.0	—	0	TOTAL			0	0	0.0	—	0	TOTAL			0	0	0.0	—	0	TOTAL			0	0	0.0	—	0																																																																																																																																																
PUNTING	NO	YDS	AVG	NET	TB	IN20	LG	PUNTING	NO	YDS	AVG	NET	TB	IN20	LG	PUNTING	NO	YDS	AVG	NET	TB	IN20	LG	PUNTING	NO	YDS	AVG	NET	TB	IN20	LG	PUNTING	NO	YDS	AVG	NET	TB	IN20	LG																																																																																																																																																
T. Rouen	6	217	36.2	31.2	1	2	51	L. Aguiar	5	232	46.4	39.2	0	2	62	T. Rouen	6	217	36.2	31.2	1	2	51	L. Aguiar	5	232	46.4	39.2	0	2	62	T. Rouen	6	217	36.2	31.2	1	2	51	L. Aguiar	5	232	46.4	39.2	0	2	62																																																																																																																																								
TOTAL	6	217	36.2	31.2	1	2	51	TOTAL	5	232	46.4	39.2	0	2	62	TOTAL	6	217	36.2	31.2	1	2	51	TOTAL	5	232	46.4	39.2	0	2	62	TOTAL	6	217	36.2	31.2	1	2	51	TOTAL	5	232	46.4	39.2	0	2	62																																																																																																																																								
PUNT RETURNS	NO	YDS	AVG	FC	LG	TD	PUNT RETURNS	NO	YDS	AVG	FC	LG	TD	PUNT RETURNS	NO	YDS	AVG	FC	LG	TD	PUNT RETURNS	NO	YDS	AVG	FC	LG	TD	PUNT RETURNS	NO	YDS	AVG	FC	LG	TD	PUNT RETURNS	NO	YDS	AVG	FC	LG	TD																																																																																																																																														
D. Gordon	1	36	36.0	1	36	0	T. Vanover	1	10	10.0	1	10	0	T. Vanover	1	10	10.0	1	10	0	T. Vanover	1	10	10.0	1	10	0	T. Vanover	1	10	10.0	1	10	0	T. Vanover	1	10	10.0	1	10	0																																																																																																																																														
(DOWNED)	3	0	0.0	0	—	0	(DOWNED)	3	0	0.0	0	—	0	(DOWNED)	3	0	0.0	0	—	0	(DOWNED)	3	0	0.0	0	—	0	(DOWNED)	3	0	0.0	0	—	0	(DOWNED)	3	0	0.0	0	—	0																																																																																																																																														
RETURNS	1	36	36.0	1	36	0	RETURNS	1	10	10.0	1	10	0	RETURNS	1	10	10.0	1	10	0	RETURNS	1	10	10.0	1	10	0	RETURNS	1	10	10.0	1	10	0	RETURNS	1	10	10.0	1	10	0																																																																																																																																														
KICKOFF RETURNS	NO	YDS	AVG	FC	LG	TD	KICKOFF RETURNS	NO	YDS	AVG	FC	LG	TD	KICKOFF RETURNS	NO	YDS	AVG	FC	LG	TD	KICKOFF RETURNS	NO	YDS	AVG	FC	LG	TD	KICKOFF RETURNS	NO	YDS	AVG	FC	LG	TD	KICKOFF RETURNS	NO	YDS	AVG	FC	LG	TD																																																																																																																																														
V. Hebron	2	51	25.5	0	28	0	T. Vanover	3	69	23.0	0	25	0	T. Vanover	3	69	23.0	0	25	0	T. Vanover	3	69	23.0	0	25	0	T. Vanover	3	69	23.0	0	25	0	T. Vanover	3	69	23.0	0	25	0																																																																																																																																														
D. Loville	1	20	20.0	0	20	0																																																																																																																																																																																	
RETURNS	3	71	23.7	0	28	0	RETURNS	3	69	23.0	0	25	0	RETURNS	3	69	23.0	0	25	0	RETURNS	3	69	23.0	0	25	0	RETURNS	3	69	23.0	0	25	0	RETURNS	3	69	23.0	0	25	0																																																																																																																																														
Denver Broncos	Own						Opp.	Rec.	Yds	TD	Out	Bnds	Kansas City Chiefs	Own							Opp.	Rec.	Yds	TD	Out	Bnds	Kansas City Chiefs	Own						Opp.	Rec.	Yds	TD	Out	Bnds																																																																																																																																																
FUMBLES	Fum	Lost	Rec.	Yds	TD	FF	Rec.	Yds	TD	Out	Bnds	FUMBLES	Fum	Lost	Rec.	Yds	TD	FF	Rec.	Yds	TD	Out	Bnds	FUMBLES	Fum	Lost	Rec.	Yds	TD	FF	Rec.	Yds	TD	Out	Bnds	FUMBLES	Fum	Lost	Rec.	Yds	TD	Out	Bnds																																																																																																																																												
T. Davis	2	0	2	0	0	0	0	0	0	0	0	0	D. Williams	0	0	0	0	0	0	0	0	0	0	0	0	D. Williams	0	0	0	0	0	0	0	0	0	0	0	D. Williams	0	0	0	0	0	0	0	0																																																																																																																																									
A. Lynn	0	0	0	0	0	0	1	0	0	0	0	0	T. Vanover	1	0	1	0	0	0	0	1	0	0	0	0	T. Vanover	1	0	1	0	0	0	0	0	0	0	0	T. Vanover	1	0	1	0	0	0	0	0																																																																																																																																									
J. Elway	1	1	0	0	0	0	0	0	0	0	0	0	J. Woods	0	0	0	0	0	0	0	1	0	0	0	0	J. Woods	0	0	0	0	0	0	0	0	0	0	0	J. Woods	0	0	0	0	0	0	0	0																																																																																																																																									
N. Smith	0	0	0	0	0	0	1	0	0	0	0	0	A. Davis	0	0	0	0	0	0	0	1	0	0	0	0	A. Davis	0	0	0	0	0	0	0	0	0	0	0	A. Davis	0	0	0	0	0	0	0	0																																																																																																																																									
D. Loville	1	1	0	0	0	0	0	0	0	0	0	0	E. Grbac	1	0	0	0	0	0	0	0	0	0	0	0	E. Grbac	1	0	0	0	0	0	0	0	0	0	0	E. Grbac	1	0	0	0	0	0	0	0																																																																																																																																									
													G. Parker	0	0	1	0	0	0	0	0	0	0	0	0	G. Parker	0	0	1	0	0	0	0	0	0	0	0	G. Parker	0	0	1	0	0	0	0	0																																																																																																																																									
													J. Browning	0	0	0	0	0	0	1	0	0	0	0	0	J. Browning	0	0	0	0	0	0	0	0	0	0	0	J. Browning	0	0	0	0	0	0	0	0																																																																																																																																									
													R. Tongue	0	0	0	0	0	0	1	0	0	0	0	0	R. Tongue	0	0	0	0	0	0	0	0	0	0	0	R. Tongue	0	0	0	0	0	0	0	0																																																																																																																																									
TOTAL	4	2	2	0	0	2	0	0	0	0	0	0	TOTAL	2	0	2	0	0	3	2	0	0	0	0	0	TOTAL	2	0	2	0	0	3	2	0	0	0	0	TOTAL	2	0	2	0	0	3	2	0	0	0	0	0	0	0	0	0	0	0	0	0	0	0	0	0	0	0	0	0	0	0	0	0	0	0	0	0	0	0	0	0	0	0	0	0	0	0	0	0	0	0	0	0	0	0	0	0	0	0	0	0	0	0	0	0	0	0	0	0	0	0	0	0	0	0	0	0	0	0	0	0	0	0	0	0	0	0	0	0	0	0	0	0	0	0	0	0	0	0	0	0	0	0	0	0	0	0	0	0	0	0	0	0	0	0	0	0	0	0	0	0	0	0	0	0	0	0	0	0	0	0	0	0	0	0	0	0	0	0	0	0	0	0	0	0	

**L.A. Raiders 42, Denver 24****Sunday, Jan. 9, 1994 • 1 p.m. PST • Los Angeles Coliseum • Los Angeles****WEATHER:** Sunny, 76°, Wind 0 mph • **ATTENDANCE:** 65,314 • **TIME:** 3:36**1993 AFC Wild Card Game**

Facing the Los Angeles Raiders for the second time in as many weeks, the Denver Broncos saw the Raiders pull away from a 21-21 halftime tie en route to a 42-24 win in an AFC Wild Card Game in front of 65,314 fans at the Los Angeles Coliseum.

Denver quarterback John Elway completed 29-of-47 passes (61.7%) for 302 yards with three touchdowns and one interception while tight end Shannon Sharpe hauled in a game-high 13 receptions for 156 yards (12.0 avg.) with one touchdown.

The Raiders struck first on a 7-play, 80-yard drive that was capped with a 9-yard touchdown pass from quarterback Jeff Hostetler to tight end Ethan Horton at 9:17 of the first quarter.

Elway and the Broncos responded with a scoring drive of their own, going 65 yards in seven plays with Elway finding Sharpe for a 23-yard touchdown. The Raiders bounced back with a 65-yard touchdown toss to wide receiver Tim Brown to take a 14-7 lead at 2:25 of the first quarter. The Broncos responded by driving 80 yards in 12 plays, setting up a 16-yard touchdown toss from Elway to tight end Reggie Johnson to tie the score. Hostetler continued to be red hot on the Raiders' next possession, throwing a 54-yard touchdown pass to wide receiver James Jett for a 21-14 lead at 7:28 of the second quarter.

In the Broncos' final drive of the half, the offense chewed up nearly seven minutes and went 77 yards to tie the score at 21 on wide receiver Derek Russell's 6-yard touchdown reception. Elway showed his ability to create plays for the offense, completing passes to six different receivers and taking off on two rushes of his own.

The two teams combined for nearly 500 yards of total offense by halftime, but only the Raiders continued that pace in the second half. After receiving the opening kickoff, the Broncos failed to move the ball on their first three possessions, giving the Raiders great field position after three punts that averaged 30 yards by Tom Rouen. The Raiders took advantage of excellent field position, converting two of those possessions into touchdowns on drives of three and five plays, respectively, to take a commanding 35-21 lead at 4:27 of the third quarter.

The Broncos made a dent in the score at the beginning of the fourth period on a 33-yard field goal by Jason Elam at 12:36. The Raiders responded to that with a 10-play, 76-yard drive that was capped by Napoleon McCallum's third touchdown of the game from one yard out at 6:43 to mark the final points scored on the afternoon.

OFFICIALS:

Referee — Bob McElwee (95); **Umpire** — Al Conway (27); **Line Judge** — Tom Barnes (55); **Side Judge** — Don Wedge (28); **Head Linesman** — Aaron Pointer (79); **Back Judge** — Bill Lovett (98); **Field Judge** — Don Hakes (96).

	1	2	3	4	OT	TOTAL	FIELD GOALS (made () & missed)	
VISITOR	Denver Broncos	7	14	0	3	—	24	
HOME	Los Angeles Raiders	14	7	14	7	—	42	
Team	Qtr	Clock Time	PLAY DESCRIPTION (Extra Point) (Drive Info)		SCORE			
			Visitor	Home				
RAIDERS	1	9:17	E. Horton 9 yd. pass from J. Hostetler (J. Jaeger, kick) (7-80, 3:18)		0	7		
BRONCOS	1	6:12	S. Sharpe 23 yd. pass from J. Elway (J. Elam, kick) (7-65, 3:05)		7	7		
RAIDERS	1	2:25	T. Brown 65 yd. pass from J. Hostetler (J. Jaeger, kick) (6-78, 3:47)		7	14		
BRONCOS	2	10:06	R. Johnson 16 yd. pass from J. Elway (J. Elam, kick) (12-80, 7:19)		14	14		
RAIDERS	2	7:28	J. Jett 54 yd. pass from J. Hostetler (J. Jaeger, kick) (5-84, 2:38)		14	21		
BRONCOS	2	0:32	D. Russell 6 yd. pass from J. Elway (J. Elam, kick) (13-77, 6:56)		21	21		
RAIDERS	3	8:08	N. McCallum 26 yd. run (J. Jaeger, kick) (3-35, 1:25)		21	28		
RAIDERS	3	4:27	N. McCallum 2 yd. run (J. Jaeger, kick) (5-52, 2:31)		21	35		
BRONCOS	4	12:36	J. Elam 33 yd. Field Goal (8-63, 2:32)		24	35		
RAIDERS	4	6:43	N. McCallum 1 yd. run (J. Jaeger, kick) (10-76, 5:53)		24	42		

DENVER BRONCOS

OFFENSE			DEFENSE		
WR	88	J. Evans	LE	99	S. Dronett
LT	65	G. Zimmerman	NT	71	G. Kragen
LG	79	D. Widell	RE	91	W. Oshodin
C	72	K. Kartz	LOLB	51	M. Croel
RG	75	B. Habib	LILB	77	K. Mecklenburg
RT	68	R. Freeman	MLB	57	D. Wyman
TE	89	R. Johnson	ROLB	73	S. Fletcher
WR	87	C. Tillman	LCB	34	T. Braxton
QB	7	J. Elway	RCB	23	R. Bradford
RB	39	R. Delpino	SS	49	D. Smith
TE	84	S. Sharpe	FS	27	S. Atwater

BRONCOS SUBSTITUTIONS: K 1 J. Elam, QB 8 T. Maddox, P 16 T. Rouen, CB 21 L. Lang, RB 22 G. Milburn, S 31 R. Jones, CB 36 F. Robinson, FB 37 A. Lynn, RB 38 R. Rivers, S 40 D. Hall, WR 42 K. Taylor, CB 47 D. Pool, LB 54 M. Donahue, LB 58 E. Alexander, LB 59 T. Lucas, G 64 J. Melander, G 76 K. Scraftford, T 78 D. Maggs, WR 80 T. Kimbrough, WR 85 D. Russell, WR 86 A. Marshall, DE 94 J. Robinson, DT 97 D. Drozdow. **INACTIVE:** 30B 12 S. Moore, CB 29 C. Dimry, LB 52 J. Mills, C 61 B. Meeks, WR 81 B. Rose, WR 83 M. Bonner, DE 90 D. Williams, DT 95 A. Taylor.

LOS ANGELES RAIDERS

OFFENSE			DEFENSE		
WR	89	A. Wright	LE	75	H. Long
LT	71	G. Perry	LT	91	C. McGlockton
LG	76	S. Wisniewski	RT	74	N. Harrison
C	72	D. Mosebar	RE	93	G. Townsend
RG	65	M. Montoya	LLB	51	A. Wallace
RT	68	B. Wilkerson	MLB	57	J. Kelly
TE	88	E. Horton	RLB	99	W. Moss
WR	81	T. Brown	LCB	36	T. McDaniel
QB	15	J. Hostetler	RCB	48	L. Washington
RB	41	N. McCallum	SS	20	D. Hoskins
RB	21	R. Montgomery	FS	33	E. Anderson

RAIDERS SUBSTITUTIONS: P 7 J. Gossett, K 18 J. Jaeger, RB 23 R. Jordan, S 25 D. Land, S 31 R. Dixon, RB 35 S. Smith, RB 38 N. Bell, RB 39 K. Smith, LB 45 D. Fulcher, CB 46 T. Dorn, LB 52 M. Jones, LB 54 G. Biekert, DE 56 A. Bruce, G 64 T. Peat, C 67 D. Turk, G 77 R. Stephens, WR 80 D. Hobbs, WR 82 J. Jett, WR 83 W. Gault, TE 84 J. Duff, DE 94 A. Smith, DT 97 W. Broughton. **DID NOT PLAY:** QB 11 V. Evans. **INACTIVE:** 30B 12 B. J. Hobert, RB 28 G. Robinson, S 29 P. Bates, CB 37 J. Trapp, T 78 G. Skrepnek, T 79 K. Lanier, WR 86 R. Ismail, DT 92 F. Collins.

FINAL INDIVIDUAL STATISTICS

Denver Broncos											Los Angeles Raiders																																																																																																																																																																																																																																																																																																																																																																																																																																																																																																																																																																																																																																																																																																																																																																																																																																																																																																																															
RUSHING					RUSHING					PASSING					PASSING					PASS RECEIVING																																																																																																																																																																																																																																																																																																																																																																																																																																																																																																																																																																																																																																																																																																																																																																																																																																																																																																																						
R. Delpino	9	32	3.6	16	0	N. McCallum	13	81	6.2	26	3	J. Hostetler	19	13	294	2/3	3	65	0	150.8	3	111	37.0	54t	1																																																																																																																																																																																																																																																																																																																																																																																																																																																																																																																																																																																																																																																																																																																																																																																																																																																																																																																	
J. Elway	5	23	4.6	6	0	T. Montgomery	15	50	3.3	15	0	J. Jett	3	1	11	3	86	28.7	65t	1	3	86	28.7	65t	1																																																																																																																																																																																																																																																																																																																																																																																																																																																																																																																																																																																																																																																																																																																																																																																																																																																																																																																	
R. Rivers	1	2	2.0	2	0	J. Hostetler	4	5	1.3	4	0	T. Brown	3	45	15.0	33	1	1	1	1	3	45	15.0	33	1																																																																																																																																																																																																																																																																																																																																																																																																																																																																																																																																																																																																																																																																																																																																																																																																																																																																																																																	
T. Maddox	1	1	1.0	1	0							T. Montgomery	3	29	9.7	18	0	0	0	0	3	29	9.7	18	0																																																																																																																																																																																																																																																																																																																																																																																																																																																																																																																																																																																																																																																																																																																																																																																																																																																																																																																	
G. Milburn	2	-2	-1.0	1	0							A. Wright	1	23	23.0	23	0	0	0	0	1	23	23.0	23	0																																																																																																																																																																																																																																																																																																																																																																																																																																																																																																																																																																																																																																																																																																																																																																																																																																																																																																																	
TOTAL	18	56	3.1	16	0	TOTAL	32	136	4.3	26	3	TOTAL	19	13	294	2/3	3	65	0	150.8	13	294	22.6	65	3																																																																																																																																																																																																																																																																																																																																																																																																																																																																																																																																																																																																																																																																																																																																																																																																																																																																																																																	
PASSING					PASSING					PASSING					PASSING					PASS RECEIVING																																																																																																																																																																																																																																																																																																																																																																																																																																																																																																																																																																																																																																																																																																																																																																																																																																																																																																																						
J. Elway	47	29	302	1/5	3	25	1	92.7	J. Hostetler	19	13	294	2/3	3	65	0	150.8	J. Hostetler	19	13	294	2/3	3	65	0	150.8																																																																																																																																																																																																																																																																																																																																																																																																																																																																																																																																																																																																																																																																																																																																																																																																																																																																																																																
T. Maddox	7	3	34	0/0	0	13	0	58.0																																																																																																																																																																																																																																																																																																																																																																																																																																																																																																																																																																																																																																																																																																																																																																																																																																																																																																																																		
TOTAL	54	32	336	1/5	3	25	1	88.2	TOTAL	19	13	294	2/3	3	65	0	150.8	TOTAL	19	13	294	2/3	3	65	0	150.8																																																																																																																																																																																																																																																																																																																																																																																																																																																																																																																																																																																																																																																																																																																																																																																																																																																																																																																
PASS RECEIVING					PASS RECEIVING					PASS RECEIVING					PASS RECEIVING					PASS RECEIVING																																																																																																																																																																																																																																																																																																																																																																																																																																																																																																																																																																																																																																																																																																																																																																																																																																																																																																																						
S. Sharpe	13	156	12.0	23t	1	J. Jett	3	111	37.0	54t	1	A. Marshall	5	69	13.8	20	0	G. Milburn	5	8	1.6	6	0	D. Russell	2	31	15.5	25	1	C. Tillman	2	25	12.5	16	0	R. Johnson	2	19	9.5	16t	1	K. Taylor	1	13	13.0	13	0	R. Rivers	1	8	8.0	8	0	J. Evans	1	7	7.0	7	0																																																																																																																																																																																																																																																																																																																																																																																																																																																																																																																																																																																																																																																																																																																																																																																																																																																																															
A. Marshall	5	69	13.8	20	0	E. Horton	3	45	15.0	33	1	T. Montgomery	3	29	9.7	18	0																																																																																																																																																																																																																																																																																																																																																																																																																																																																																																																																																																																																																																																																																																																																																																																																																																																																																																																									



Buffalo 10, Denver 7

Sunday, Jan. 12, 1992 • 12:35 p.m. EST • Rich Stadium • Orchard Park, N.Y.

WEATHER: Sunny, 42°, Wind SSW 15 mph • ATTENDANCE: 80,272 • TIME: 2:59

1991 AFC Championship Game

The Broncos were denied their fifth AFC Championship, losing 10-7 to the Bills before 80,272 fans at Rich Stadium. Denver's defense shut down the high-powered Buffalo offense, limiting it to just 213 total yards and only 12 first downs, but the Broncos' offense failed to capitalize on several first-half opportunities.

Both teams struggled to find their offenses in the first half, and the game was scoreless at halftime. Buffalo punted on its first two drives of the contest after a total net of minus-2 yards and had its third drive end when nose tackle Greg Kragen tipped and then intercepted a pass on the Buffalo 29. But Denver could not take advantage as David Treadwell's 47-yard field goal attempt sailed wide left. After the Broncos halted another Buffalo drive, Treadwell missed a 42-yard field-goal attempt.

Once again, the Bills punted after failing to get a first down, and a 10-yard punt return by Vance Johnson set Denver up on the 50. On first down, quarterback John Elway threw a middle screen to running back Steve Sewell, who gained 26 yards to the Buffalo 24. The Broncos could move no closer than the 20, and David Treadwell's 37-yard attempt was wide right to end the last scoring threat of the first half.

The Bills' second drive of the third quarter began at their 20, and 11 plays later, they faced a third-and-7 on Denver's 26. Quarterback Jim Kelly's pass to James Lofton was intercepted by cornerback Tyrone Braxton and returned to the Denver 19. On second-and-10, Elway attempted another middle screen to Sewell, but linebacker Carlton Bailey picked off the pass and ran 11 yards for a touchdown and a 7-0 Buffalo lead.

The Broncos' first possession of the fourth quarter began with Gary Kubiak at quarterback, replacing Elway, who left the game with an injured thigh muscle. Kubiak drove Denver from its 21 to the Buffalo 23, but the Broncos failed to convert a fourth-down attempt. The Bills then drove 50 yards in nine plays to score on a 44-yard field goal by Scott Norwood. Now down 10-0, Kubiak engineered a frantic drive in which Denver covered 85 yards in eight plays, and Kubiak scored a 3-yard quarterback draw to pull Denver within 3 points, 10-7.

The ensuing onside kickoff was recovered by the Broncos' Steve Atwater, and Denver began its last-chance drive on its 49 with 1:43 left on the clock and two time-outs. On first down, Kubiak hit Sewell for seven yards, but cornerback Kirby Jackson stripped the ball away and he recovered on the Buffalo 44. The Broncos' defense forced the Bills to punt, but Denver could only reach the 50 as time ran out.

OFFICIALS:

Referee — Dale Hamer (104); Umpire — Al Conway (27); Line Judge — Bill Reynolds (53); Side Judge — Doug Toole (4); Head Linesman — Sid Semon (109); Back Judge — Al Jury (106); Field Judge — Don Hakes (96).

	1	2	3	4	OT	TOTAL	FIELD GOALS (made /) & missed)		
VISITOR	Denver Broncos	0	0	0	7	—	7		
HOME	Buffalo Bills	0	0	7	3	—	10		
Team	Qtr	Clock Time	PLAY DESCRIPTION (Extra Point) (Drive Info)		SCORE				
BILLS	3	9:32	C. Bailey 11 yd. return (S. Norwood, kick) (0-11, 0:11)		0	7			
BILLS	4	10:42	S. Norwood 44 yd. Field Goal (9-50, 3:57)		0	10			
BRONCOS	4	13:17	G. Kubiak 3 yd. run (D. Treadwell, kick) (8-85, 2:35)		7	10			

DENVER BRONCOS

OFFENSE			DEFENSE		
WR	83	M. Young	LE	91	W. Powers
LT	62	J. Davidson	NT	71	G. Kragen
LG	63	S. Farrell	RE	90	R. Holmes
C	79	Da. Widell	LOLB	73	S. Fletcher
RG	67	Do. Widell	LILB	56	M. Brooks
RT	76	K. Lanier	RILB	77	K. Mecklenburg
WR	81	S. Sharpe	ROLB	51	M. Croel
WR	85	D. Russell	LCB	34	T. Braxton
QB	7	J. Elway	RCB	24	W. Henderson
RB	28	G. Green	SS	49	D. Smith
WR	82	V. Johnson	FS	27	S. Atwater

BRONCOS SUBSTITUTIONS: P 2 M. Horan, QB 8 G. Kubiak, K 9 D. Treadwell, CB 21 L. Lang, S 22 A. Montgomery, CB 29 C. Dimry, RB 30 S. Sewell, RB 38 R. Rivers, RB 41 G. Lewis, S 48 R. Robbins, LB 54 K. Traylor, LB 59 T. Lucas, T/C 60 N. Subis, G 68 C. Ker, DE 70 B. Sochia, C 72 K. Kartz, T 74 H. Salem, WR 80 M. Jackson, WR 84 R. Nattiel, TE 88 C. Kay, DE 96 K. Walker. **DID NOT PLAY:** LB 52 J. Mills, TE 89 R. Johnson. **INACTIVE:** 3QB 12 S. Moore, RB 26 B. Humphrey.

BUFFALO BILLS

OFFENSE			DEFENSE		
WR	80	J. Lofton	LE	96	L. Seals
LT	69	W. Wolford	NT	91	J. Wright
LG	51	J. Richter	RE	78	B. Smith
C	67	K. Hull	LOLB	97	C. Bennett
RG	59	M. Frerotte	LILB	58	S. Conlan
RT	75	H. Ballard	RILB	54	C. Bailey
TE	84	K. McKeller	ROLB	56	D. Talley
WR	83	A. Reed	LCB	47	K. Jackson
QB	12	J. Kelly	RCB	37	N. Odomes
RB	34	T. Thomas	SS	46	L. Smith
WR	82	D. Beebe	FS	38	M. Kelso

BILLS SUBSTITUTIONS: K 5 B. Daluiso, P 9 C. Mohr, K 11 S. Norwood, QB 14 F. Reich, S 20 H. Jones, RB 23 K. Davis, CB 27 C. Hicks, CB 31 J. Williams, RB 35 C. Gardner, SS 45 D. Drane, LB 50 R. Bentley, LB 53 M. Patton, C 63 A. Lingner, NT 73 M. Lodish, WR 85 A. Edwards, TE 87 B. Rolle, TE 88 P. Metzelaars, WR 89 S. Tasker, DE 90 P. Hansen, DE 94 M. Pike, LB 99 G. Garner. **DID NOT PLAY:** OL 64 M. Brennan, T 79 J. Staysnicak. **INACTIVE:** 3QB 7 G. Gilbert, G/T 74 G. Parker.

FINAL INDIVIDUAL STATISTICS

Denver Broncos											Buffalo Bills										
RUSHING		ATT	YDS	AVG	LG	TD	RUSHING		ATT	YDS	AVG	LG	TD								
G. Green		19	53	2.8	18	0	T. Thomas		26	72	2.8	9	0								
G. Kubiak		3	22	7.3	11	1	A. Reed		1	16	16.0	16	0								
J. Elway		4	10	2.5	7	0	J. Kelly		2	9	4.5	10	0								
S. Sewell		4	3	0.8	6	0	K. Davis		6	7	1.2	4	0								
V. Johnson		2	-7	-3.5	-1	0															
TOTAL		32	81	2.5	18	1	TOTAL		35	104	3.0	16	0								
PASSING		ATT	CMP	YDS	TKD/ YD	TD	LG	IN	Rtg.	PASSING		ATT	CMP	YDS	TKD/ YD	TD	LG	IN	Rtg.		
J. Elway		21	11	121	3/24	0	26	1	49.9	J. Kelly		25	13	117	1/8	0	25	2	31.6		
G. Kubiak		12	11	136	1/10	0	24	0	113.9												
TOTAL		33	22	257	4/34	0	26	1	77.5	TOTAL		25	13	117	1/8	0	25	2	31.6		
PASS RECEIVING		NO		YDS	AVG	LG	TD	PASS RECEIVING		NO		YDS	AVG	LG	TD						
V. Johnson		8		104	13.0	24	0	K. McKeller		3		39	13.0	25	0						
S. Sewell		7		78	11.1	26	0	T. Thomas		3		15	5.0	8	0						
S. Sharpe		3		40	13.3	15	0	A. Reed		2		19	9.5	10	0						
M. Young		3		25	8.3	10	0	K. Davis		2		13	6.5	9	0						
R. Nattiel		1		10	10.0	10	0	P. Metzelaars		1		14	14.0	14	0						
								J. Lofton		1		11	11.0	11	0						
								D. Beebe		1		6	6.0	6	0						
TOTAL		22		257	11.7	26	0	TOTAL		13		117	9.0	25	0						
INTERCEPTIONS		NO		YDS	AVG	LG	TD	INTERCEPTIONS		NO		YDS	AVG	LG	TD						
G. Kragen		1		0	0.0	0	0	C. Bailey		1		11	11.0	11	1						
T. Braxton		1		5	5.0	5	0														
TOTAL		2		5	2.5	5	0	TOTAL		1		11	11.0	11	1						
PUNTING		NO	YDS	AVG	NET	TB	IN20	LG	TD	PUNTING		NO	YDS	AVG	NET	TB	IN20	LG	TD		
Horan		6	262	43.7	40.3	1	4	76		C. Mohr		8	304	38.0	31.0	1	0	49			
TOTAL		6	262	43.7	40.3	1	4	76		TOTAL		8	304	38.0	31.0	1	0	49			
PUNT RETURNS		NO	YDS	AVG	FC	LG	TD	PUNT RETURNS		NO	YDS	AVG	FC	LG	TD						
V. Johnson		3	36	12.0	3	13	0	C. Hicks		0	0	0.0	1	—	0						
(DOWNED)		1	0	0.0	0	—	0	(OUT OF BOUNDS)		1	0	0.0	0	—	0						
(TOUCHBACK)		1	0	0.0	0	—	0	(DOWNED)		3	0	0.0	0	—	0						
								(TOUCHBACK)		1	0	0.0	0	—	0						
TOTAL		3	36	12.0	3	13	0	TOTAL		0	0	0.0	1	—	0						
KICKOFF RETURNS		NO	YDS	AVG	FC	LG	TD	KICKOFF RETURNS		NO	YDS	AVG	FC	LG	TD						
A. Montgomery		2	34	17.0	0	18	0	A. Edwards		1	24	24.0	0	24	0						
D. Russell		1	15	15.0	0	15	0														
TOTAL		3	49	16.3	0	18	0	TOTAL		1	24	24.0	0	24	0						
Denver Broncos		Own		Opp.		Out		Buffalo Bills		Own		Opp.		Out							
FUMBLES	Fum	Lost	Rec.	Yds	TD	FF	Rec.	Yds	TD	Bnds	FUMBLES	Fum	Lost	Rec.	Yds	TD	Bnds				
J. Elway	1	0	1	-5	0	0	0	0	0	0	L. Smith	0	0	0	0	0	0				
S. Sewell	2	1	1	0	0	0	0	0	0	0	K. Jackson	0	0	0	0	0	0				
V. Johnson	1	0	0	0	0	0	0	0	0	0		0	0	0	1	1	0				
Da. Widell	0	0	1	0	0	0	0	0	0	0											
TOTAL	4	1	3	-5	0	0	0	0	0	0	TOTAL	0	0	0	0	2	1	0			



Denver 26, Houston 24

Saturday, Jan. 4, 1992 • 2 p.m. MST • Mile High Stadium • Denver

WEATHER: Sunny, 36°, Wind W 14 mph • ATTENDANCE: 75,301 • TIME: 3:09

1991 AFC Divisional Playoff Game

The Denver Broncos advanced to their fourth AFC Championship Game in six years after defeating Houston 26-24 before 75,301 fans at Mile High Stadium.

Houston quarterback Warren Moon drove his team 70 yards in four plays for a touchdown to put Houston up 7-0 with only 1:46 gone in the game. After a Denver punt, Moon again drove the Oilers down the field and threw his second touchdown pass, this one for nine yards to wide receiver Drew Hill.

The Broncos started their next possession on the 35 and covered 65 yards in eight plays to score on a 10-yard pass from quarterback John Elway to wide receiver Vance Johnson, but a fumbled snap on the conversion attempt left the score 14-6. On the sixth play of the ensuing Oilers' drive, Moon was intercepted by free safety Steve Atwater, but a roughing the passer call nullified the effort. Three plays later, Houston scored on a 6-yard pass from Moon to wide receiver Curtis Duncan.

The next Oilers possession ended when Atwater intercepted a pass and gave Denver the ball on its own 12 with 6:03 left in the half. In a drive that saw Elway complete all six passes for 64 yards and Steve Sewell complete one to Johnson for 10, the Broncos covered 88 yards in 12 plays to score on a 1-yard run by running back Greg Lewis, cutting the Houston lead to 21-13. After a missed Houston field goal attempt, the Broncos drove from their 20 to Houston's 31 and David Treadwell nailed a 49-yard field goal, the longest in Denver postseason history. Now up by only five at 21-16, the Oilers reached the Broncos' seven on their next drive but had to settle for a 25-yard field goal.

Denver started on its 20 and nine plays later faced a fourth-and-4 from the Houston 41. Elway threw a short pass to wide receiver Michael Young, who broke two tackles and was finally brought down on Houston's 15 for a gain of 26 yards. Three plays later, Lewis scored on a 1-yard run for his second touchdown of the day, making the score 24-23. With 2:07 left and on their 2-yard-line, Elway hit Young for a 22-yard gain on first down, but three plays later, the Broncos had a fourth-and-six on the 28. Elway dropped back then scrambled left upfield and ran out of bounds a yard past the first-down marker. Three consecutive incompletions again left Denver with a do-or-die fourth-down situation. Elway again dropped back and scrambled left, but as he headed upfield he tossed a pass to Johnson, who ran to the Houston 21 for a 44-yard gain. Running back Steve Sewell ran for 10 yards on first down, and two plays later, Treadwell came on for the winning 28-yard field goal.

OFFICIALS:

Referee — Johnny Grier (23); Umpire — John Keck (67); Line Judge — Ron Blum (83); Side Judge — Don Carlson (39); Head Linesman — Dave Anderson (81); Back Judge — Roy Clymer (24); Field Judge — Ed Merrifield (76).

		1	2	3	4	OT	TOTAL	FIELD GOALS (made () & missed)	
VISITOR	Houston Oilers	14	7	0	3	—	24	A. Del Greco	33WR (25)
HOME	Denver Broncos	6	7	3	10	—	26	D. Treadwell	(49) (28)
Team	Qtr	Clock Time	PLAY DESCRIPTION (Extra Point) (Drive Info)					SCORE Visitor Home	
OILERS	1	1:46	H. Jeffries 15 yd. pass from W. Moon (A. Del Greco, kick) (4-70, 1:46)					7	0
OILERS	1	9:44	D. Hill 9 yd. pass from W. Moon (A. Del Greco, kick) (9-63, 5:39)					14	0
BRONCOS	1	13:43	V. Johnson 10 yd. pass from J. Elway (No good, WL) (8-65, 3:59)					14	6
OILERS	2	4:05	C. Duncan 6 yd. pass from W. Moon (A. Del Greco, kick) (8-80, 5:22)					21	6
BRONCOS	2	14:21	G. Lewis 1 yd. run (D. Treadwell, kick) (12-88, 5:24)					21	13
BRONCOS	3	13:02	D. Treadwell 49 yd. Field Goal (9-49, 3:11)					21	16
OILERS	4	1:35	A. Del Greco 25 yd. Field Goal (7-67, 3:33)					24	16
BRONCOS	4	8:07	G. Lewis 1 yd. run (D. Treadwell, kick) (12-80, 6:32)					24	23
BRONCOS	4	14:44	D. Treadwell 28 yd. Field Goal (12-87, 1:51)					24	26

DENVER BRONCOS

OFFENSE			DEFENSE		
WR	83	M. Young	LDE	73	S. Fletcher
LT	62	J. Davidson	LDT	71	G. Kragen
G	63	S. Farrell	RDT	77	K. Mecklenburg
C	79	Da. Widell	RDE	51	M. Croel
RG	67	Do. Widell	MLB	56	M. Brooks
RT	76	K. Lanier	LCB	34	T. Braxton
TE	88	C. Kay	RCB	29	C. Dimry
WR	85	D. Russell	CB	21	L. Lang
QB	7	J. Elway	S	48	R. Robbins
RB	28	G. Green	SS	49	D. Smith
RB	81	S. Sharpe	FS	27	S. Atwater

BRONCOS SUBSTITUTIONS: P 2 M. Horan, QB 8 G. Kubiak, K 9 D. Treadwell, S 22 A. Montgomery, RB 30 S. Sewell, RB 38 R. Rivers, RB 41 G. Lewis, LB 52 J. Mills, LB 54 K. Traylor, LB 59 T. Lucas, G/T 60 N. Subis, G 68 C. Ker, NT 70 B. Sochia, C 72 K. Kartz, T 74 H. Salem, WR 82 V. Johnson, WR 84 R. Mattiel, WR 86 B. Johnson, TE 89 R. Johnson, DE 90 R. Holmes, DL 96 K. Walker. **DID NOT PLAY:** CB 24 W. Henderson, DE 91 W. Powers. **INACTIVE:** 3QB 12 S. Moore, RB 26 B. Humphrey.

HOUSTON OILERS

OFFENSE			DEFENSE		
WR	84	H. Jeffries	LE	95	W. Fuller
WR	85	D. Hill	LT	79	R. Childress
LT	78	D. Maggs	RT	97	L. Williams
LG	63	M. Munchak	RE	96	S. Jones
C	74	B. Matthews	LLB	57	L. Lathon
RG	66	D. Dawson	MLB	54	A. Smith
RT	73	D. Williams	RLB	91	J. Meads
WR	81	E. Givins	LCB	28	C. Dishman
WR	80	C. Duncan	RCB	23	R. Johnson
QB	1	W. Moon	SS	25	B. McDowell
RB	44	L. White	FS	26	B. Orlando

OILERS SUBSTITUTIONS: K 3 A. Del Greco, P 9 G. Montgomery, RB 20 A. Pinkett, CB 24 S. Jackson, CB 29 D. Lewis, RB 30 V. Jones, S 31 M. Robertson, RB 33 G. Brown, S 38 M. Dumas, LB 53 E. Seal, G 55 J. Flannery, LB 56 S. Kozak, T 70 D. Steinkuhler, DT 76 J. Alm, T 77 K. Donnalley, WR 82 T. Jones, WR 86 A. Johnson, WR 87 P. Coleman, DE 90 E. Johnson, LB 93 R. Graf, DT 94 G. Montgomery. **DID NOT PLAY:** QB 14 C. Carlson, WR 83 L. Harris. **INACTIVE:** QB 10 R. Slack, LB 51 E. Fairs.

FINAL INDIVIDUAL STATISTICS

Houston Oilers										Denver Broncos											
RUSHING	ATT	YDS	AVG	LG	TD					RUSHING	ATT	YDS	AVG	LG	TD						
	L. White	17	79	4.6	10	0	G. Green				17	59	3.5	14	0	J. Elway					
	W. Moon	2	18	9.0	15	0	S. Sewell				4	48	12.0	19	0	R. Rivers					
							J. Elway				6	39	6.5	15	0	G. Lewis					
							R. Rivers				1	3	3.0	3	0						
TOTAL	19	97	5.1	15	0	TOTAL				31	151	4.9	19	2	TOTAL						
PASSING	ATT	CMP	YDS	TD	LG	IN	Rtg.			PASSING	ATT	CMP	YDS	TD	LG	IN	Rtg.				
	W. Moon	36	27	325	0/0	3	49	1	118.4		J. Elway	33	19	257	0/0	1	44	1	80.0		
											S. Sewell	1	1	10	0/0	0	10	0	108.3		
	TOTAL	36	27	325	0/0	3	49	1	118.4		TOTAL	34	20	267	0/0	1	44	1	81.4		
	PASS RECEIVING	NO	YDS	AVG	LG	TD			PASS RECEIVING		NO	YDS	AVG	LG	TD						
H. Jeffries	7	99	14.1	49	1	V. Johnson		5	78	15.6	44	1	M. Young								
E. Givins	6	111	18.5	29	0	M. Young		4	85	21.3	32	0	S. Sewell								
C. Duncan	6	40	6.7	11	1	S. Sewell		3	28	9.3	16	0	S. Sharpe								
L. White	5	35	7.0	10	0	S. Sharpe		3	20	6.7	7	0	D. Hill								
D. Hill	2	21	10.5	12	1	R. Nattiel		2	27	13.5	23	0	D. Russell								
T. Jones	1	19	19.0	19	0	D. Russell		1	20	20.0	20	0	C. Kay								
						C. Kay		1	8	8.0	8	0	G. Green								
TOTAL	27	325	12.0	49	3	TOTAL		20	267	13.4	44	1	TOTAL								
INTERCEPTIONS	NO	YDS	AVG	LG	TD			INTERCEPTIONS	NO	YDS	AVG	LG	TD								
	R. Johnson	1	25	25.0	25	0	S. Atwater		1	0	0.0	0	0								
	TOTAL	1	25	25.0	25	0	TOTAL		1	0	0.0	0	0								
PUNTING	NO	YDS	AVG	NET	TB	IN20	LG	PUNTING	NO	YDS	AVG	NET	TB	IN20	LG						
	G. Montgomery	1	44	44.0	44.0	0	1		44	M. Horan	2	81	40.5	40.5	0	0	43				
	TOTAL	1	44	44.0	44.0	0	1		44	TOTAL	2	81	40.5	40.5	0	0	43				
PUNT RETURNS	NO	YDS	AVG	FC	LG	TD			PUNT RETURNS	NO	YDS	AVG	FC	LG	TD						
	P. Coleman	0	0	0.0	1	—	0	(DOWNED)		1	0	0.0	0	—	0						
	(OUT OF BOUNDS)	1	0	0.0	0	—	0	RETURNS		0	0	0.0	0	—	0						
RETURNS	0	0	0.0	1	0	0	RETURNS		0	0	0.0	0	—	0							
KICKOFF RETURNS	NO	YDS	AVG	FC	LG	TD			KICKOFF RETURNS	NO	YDS	AVG	FC	LG	TD						
	P. Coleman	3	36	12.0	0	15	0	A. Montgomery		4	88	22.0	0	30	0						
	A. Pinkett	3	46	15.3	0	22	0	(TOUCHBACK)		1	0	0.0	0	—	0						
	RETURNS	6	82	13.7	0	22	0	RETURNS		4	88	22.0	0	30	0						
Houston Oilers										Denver Broncos											
FUMBLES	Fum	Lost	Own Rec.	Yds	TD	FF	Rec.	Yds	TD	Bnds	FUMBLES	Fum	Lost	Own Rec.	Yds	TD	FF	Rec.	Yds	TD	Bnds
A. Smith	0	0	0	0	0	1	0	0	0	0	G. Green	1	0	0	0	0	0	0	0	0	0
B. Orlando	0	0	0	0	0	1	0	0	0	0	J. Davidson	0	0	1	0	0	0	0	0	0	0
											S. Sewell	1	0	0	0	0	0	0	0	0	1
											J. Elway	1	0	1	0	0	0	0	0	0	0
TOTAL	0	0	0	0	0	2	0	0	0	0	TOTAL	3	0	2	0	0	0	0	0	0	0



San Francisco 55, Denver 10

Sunday, Jan. 28, 1990 • 4:23 p.m. CST • Louisiana Superdome • New Orleans

WEATHER: Indoors • ATTENDANCE: 72,919 • TIME: 3:21

Super Bowl XXIV



The San Francisco 49ers captured their fourth World Championship with a 55-10 victory over Denver in Super Bowl XXIV at the Louisiana Superdome in front of 72,919 fans. San Francisco quarterback Joe Montana completed 22-of-29 passes for 297 yards and five touchdowns—three to wide receiver Jerry Rice.

The 49ers scored two touchdowns in every quarter and out-gained the Broncos 461 yards to 167. After stopping Denver on the game's initial possession, San Francisco drove 66 yards in 10 plays, scoring on a 20-yard pass from Montana to Rice. The Broncos' next possession covered 49 yards in 10 plays and resulted in a 42-yard field goal by David Treadwell.

After limiting the 49ers to four yards on their next drive, Denver took possession on its own 49, but on first down, running back Bobby Humphrey fumbled and defensive end Kevin Fagan recovered for San Francisco on its 46. That turnover led to a 7-yard touchdown pass from Montana to tight end Brent Jones, and after a failed extra point attempt, San Francisco led 13-3 with three seconds left in the first quarter.

The Broncos failed to cross midfield in the second period while the 49ers scored on a 1-yard run by running back Tom Rathman and a 38-yard pass from Montana to Rice.

San Francisco was unable to move the ball on the initial drive of the second half, but Elway was intercepted on the first play of Denver's next drive to give the 49ers possession on the Broncos' 28. On first down, Montana threw a touchdown pass to Rice to put his team up 34-3 with 2:12 gone in the third quarter.

The next Denver drive also ended with an interception, leading to a 35-yard scoring pass from Montana to John Taylor.

The Broncos, spurred by a 34-yard run by Humphrey, moved 61 yards in five plays and a penalty to score on a 3-yard run by Elway. San Francisco roared back with an 11-play, 75-yard drive that ended with a 3-yard touchdown run by Rathman. Following another Broncos fumble, running back Roger Craig plowed into the end zone on a 1-yard run to round out the scoring early in the fourth quarter and give the 49ers a 55-10 victory.

OFFICIALS:

Referee — Dick Jorgensen (60); **Umpire** — Hendi Ancich (115); **Line Judge** — Ron Blum (83); **Side Judge** — Gerry Austin (34); **Head Linesman** — Earnie Frantz (111); **Back Judge** — Al Jury (106); **Field Judge** — Don Orr (77).

		1	2	3	4	OT	TOTAL	FIELD GOALS (made () & missed)
VISITOR	San Francisco 49ers	13	14	14	14	—	55	
HOME	Denver Broncos	3	0	7	0	—	10	D. Treadwell (42)

Team	Qtr	Clock Time	PLAY DESCRIPTION (Extra Point) (Drive Info)	Score Visitor	Score Home
49ERS	1	4:54	J. Rice 20 yd. pass from J. Montana (M. Cofer, kick) (10-66, 3:59)	7	0
BRONCOS	1	8:13	D. Treadwell 42 yd. Field Goal (10-49, 3:19)	7	3
49ERS	1	14:57	B. Jones 7 yd. pass from J. Montana (No good, WR) (10-54, 5:15)	13	3
49ERS	2	7:45	T. Rathman 1 yd. run (M. Cofer, kick) (14-69, 7:07)	20	3
49ERS	2	14:26	J. Rice 38 yd. pass from J. Montana (M. Cofer, kick) (5-59, 1:04)	27	3
49ERS	3	2:12	J. Rice 28 yd. pass from J. Montana (M. Cofer, kick) (1-28, 0:06)	34	3
49ERS	3	5:16	J. Taylor 35 yd. pass from J. Montana (M. Cofer, kick) (2-37, 0:48)	41	3
BRONCOS	3	8:07	J. Elway 3 yd. run (D. Treadwell, kick) (5-61, 2:51)	41	10
49ERS	4	0:03	T. Rathman 3 yd. run (M. Cofer, kick) (11-75, 6:56)	48	10
49ERS	4	1:13	R. Craig 1 yd. run (M. Cofer, kick) (1-1, 0:04)	55	10

DENVER BRONCOS

OFFENSE			DEFENSE		
WR	82	V. Johnson	LE	92	A. Carreker
LT	60	G. Perry	NT	71	G. Kragen
LG	66	J. Juriga	RE	90	R. Holmes
C	72	K. Kartz	LOLB	56	M. Brooks
RG	67	D. Widell	LILB	55	R. Dennison
RT	76	K. Lanier	RILB	77	K. Mecklenburg
TE	89	O. Mobley	ROLB	73	S. Fletcher
WR	80	M. Jackson	LCB	34	T. Braxton
QB	7	J. Elway	RCB	24	W. Henderson
RB	30	S. Sewell	SS	49	D. Smith
RB	26	B. Humphrey	FS	27	S. Atwater

BRONCOS SUBSTITUTIONS: P 2 M. Horan, QB 8 G. Kubiak, K 9 D. Treadwell, RB 23 S. Winder, S 25 K. Corrington, CB 29 D. Carrington, RB 32 M. Bratton, RB 35 K. Bell, CB 36 M. Haynes, S 48 R. Robbins, LB 51 M. Munford, G/C 54 K. Bishop, LB 58 S. Curtis, LB 59 T. Lucas, DE/NT 61 A. Townsend, G 65 M. Smith, DE/NT 68 B. Henke, WR 83 M. Young, WR 84 R. Nattiel, TE 86 P. Green, TE 88 C. Kay, DE 91 W. Powers, LB 97 B. Klosterman. **INACTIVE:** RB 40 J. Alexander, C 57 M. Ruether.

SAN FRANCISCO 49ERS

OFFENSE			DEFENSE		
WR	82	J. Taylor	LE	78	P. Holt
LT	77	W. Paris	NT	95	M. Carter
LG	62	G. McIntyre	RE	75	K. Fagan
C	61	J. Sapolu	LOLB	94	C. Haley
RG	69	B. Collie	LILB	54	M. Millen
RT	79	H. Barton	RILB	59	M. Walter
TE	84	B. Jones	ROLB	58	K. Turner
WR	80	J. Rice	LCB	26	D. Pollard
QB	16	J. Montana	RCB	29	D. Griffin
RB	33	R. Craig	SS	31	C. Brooks
RB	44	T. Rathman	FS	42	R. Lott

49ERS SUBSTITUTIONS: K 6 M. Cofer, QB 8 S. Young, P 9 B. Helton, CB 21 E. Wright, CB 22 T. McKyer, RB 23 S. Tillman, RB 24 H. Sydney, RB 32 T. Flagler, S 40 J. Jackson, LB 53 B. Romanowski, LB 56 S. Hendrickson, LB 59 K. DeLong, C/G 60 C. Thomas, NT 64 J. Burt, G 66 T. Tausch, NT 67 P. Kulger, T 74 S. Wallace, TE 81 J. Williams, WR 85 M. Wilson, WR 88 M. Sherrard, TE 89 W. Walls, DE 91 L. Roberts, DE/LB 96 D. Stubbs. **INACTIVE:** QB 13 S. Bono, LB 98 A. Goss.

FINAL INDIVIDUAL STATISTICS

San Francisco 49ers											Denver Broncos										
RUSHING		ATT	YDS	AVG	LG	TD	RUSHING		ATT	YDS	AVG	LG	TD								
R. Craig		20	69	3.5	18	1	B. Humphrey		12	61	5.1	34	0								
T. Rathman		11	38	3.5	18	2	J. Elway		4	8	2.0	3t	1								
J. Montana		2	15	7.5	10	0	S. Winder		1	-5	-5.0	-5	0								
T. Flagler		6	14	2.3	10	0															
S. Young		4	6	1.5	11	0															
H. Sydney		1	2	2.0	2	0															
TOTAL		44	144	3.3	18	3	TOTAL		17	64	3.8	34	1								
PASSING		ATT	CMP	YDS	TKD/ YD	TD	LG	IN	Rtg.	PASSING		ATT	CMP	YDS	TKD/ YD	TD	LG	IN	Rtg.		
J. Montana		29	22	297	1/0	5	38t	0	147.6	J. Elway		26	10	108	4/30	0	27	2	19.4		
S. Young		3	2	20	0/0	0	13	0	85.4	G. Kubiak		3	1	28	2/3	0	28	0	68.8		
TOTAL		32	24	317	1/0	5	38t	0	145.4	TOTAL		29	11	136	6/33	0	28	2	24.5		
PASS RECEIVING				NO	YDS	AVG	LG	TD	PASS RECEIVING				NO	YDS	AVG	LG	TD				
J. Rice				7	148	21.1	38t	3	B. Humphrey				3	38	12.7	27	0				
R. Craig				5	34	6.8	12	0	S. Sewell				2	22	11.0	12	0				
T. Rathman				4	43	10.8	18	0	V. Johnson				2	21	10.5	13	0				
J. Taylor				3	49	16.3	35t	1	R. Nattiel				1	28	28.0	28	0				
M. Sherrard				1	13	13.0	13	0	M. Bratton				1	14	14.0	14	0				
W. Walls				1	9	9.0	9	0	S. Winder				1	7	7.0	7	0				
B. Jones				1	7	7.0	7t	1	C. Kay				1	6	6.0	6	0				
H. Sydney				1	7	7.0	7	0													
J. Williams				1	7	7.0	7	0													
TOTAL				24	317	13.2	38t	5	TOTAL				11	136	12.4	28	0				
INTERCEPTIONS				NO	YDS	AVG	LG	TD	INTERCEPTIONS				NO	YDS	AVG	LG	TD				
M. Walter				1	4	4.0	4	0													
C. Brooks				1	38	38.0	38	0													
TOTAL				2	42	21.0	38	0	TOTAL				0	0	0.0	—	0				
PUNTING		NO	YDS	AVG	NET	TB	IN20	LG	PUNTING		NO	YDS	AVG	NET	TB	IN20	LG				
B. Helton		4	158	39.5	36.8	0	2	47	M. Horan		6	231	38.5	32.2	0	0	4				
TOTAL		4	158	39.5	36.8	0	2	47	TOTAL		6	231	38.5	32.2	0	0	4				
PUNT RETURNS		NO	YDS	AVG	FC	LG	TD	PUNT RETURNS		NO	YDS	AVG	FC	LG	TD						
J. Taylor		3	38	12.7	2	17	0	V. Johnson		2	11	5.5	1	7	0						
(OUT OF BOUNDS)		1	0	0.0	0	—	0	(DOWNED)		1	0	0.0	0	—	0						
RETURNS		3	38	12.7	2	17	0	RETURNS		2	11	5.5	1	7	0						
KICKOFF RETURNS		NO	YDS	AVG	FC	LG	TD	KICKOFF RETURNS		NO	YDS	AVG	FC	LG	TD						
T. Flagler		3	49	16.3	0	22	0	D. Carrington		6	146	24.3	0	39	0						
								K. Bell		2	41	20.5	0	24	0						
								M. Bratton		1	9	9.0	0	9	0						
RETURNS		3	49	16.3	0	22	0	RETURNS		9	196	21.8	0	39	0						
San Francisco 49ers		Own							Denver Broncos		Own										
FUMBLES	Fum	Lost	Rec.	Yds	TD	FF	Rec.	Yds	TD	Bnds	FUMBLES	Fum	Lost	Rec.	Yds	TD	Bnds				
C. Kagan	0	0	0	0	0	1	0	0	0	0	B. Humphrey	1	1	0	0	0	0				
C. Brooks	0	0	0	0	0	1	0	0	0	0	J. Elway	2	1	1	-1	0	0				
D. Griffin	0	0	0	0	0	1	0	0	0	0				0	0	0	0				
D. Stubbs	0	0	0	0	0	1	0	15	0	0											
TOTAL	0	0	0	0	0	2	2	15	0	0	TOTAL	3	2	1	-1	0	0	0			



Denver 37, Cleveland 21

Sunday, Jan. 14, 1990 • 11:30 a.m. MST • Mile High Stadium • Denver

WEATHER: Sunny, 53°, Wind W 10 mph • ATTENDANCE: 76,005 • TIME: 3:28

1989 AFC Championship Game

The Denver Broncos won their third American Football Conference Championship in four years with a dynamic 37-21 victory over Cleveland before 76,005 fans at Mile High Stadium.

Broncos quarterback John Elway threw for 385 yards and three touchdowns, running back Sammy Winder tied a Denver postseason record with two touchdowns and strong safety Dennis Smith nabbed two of the Broncos' three interceptions. Denver also totaled 497 yards of total offense.

The Broncos took the opening kickoff and drove to the Cleveland 1, but on third down, Elway's pitch to running back Bobby Humphrey was fumbled and the Browns' Andrew Stewart recovered on the 8. With five minutes left in the first quarter, Smith picked off a Bernie Kosar pass and returned it to the Cleveland 32. Denver moved to the Cleveland 12 but had to settle for a 29-yard field goal by David Treadwell.

Neither team mounted scoring drives until the Broncos took possession on their own 18 with 6:54 left in the half. On first down, Elway hit wide receiver Mark Jackson for 12 yards, and three plays later he connected with wide receiver Michael Young for a 70-yard touchdown play. The Browns took the opening kickoff of the second half and drove 70 yards in eight plays, scoring a 27-yard pass from Kosar to Brian Brennan. Denver roared right back on its next possession, going 80 yards in six plays and scoring on a 5-yard pass from Elway to tight end Orson Mobley. The key play on that drive was a 53-yard pass from Elway to Young. Cleveland was unable to move the ball and punted back to Denver. The Broncos moved from their own 40, and buoyed by a 25-yard run by Elway, covered 60 yards in six plays and scored on a 7-yard run by Winder, making the score 24-7.

The Browns needed just six plays to go 72 yards and score on a 10-yard Kosar-to-Brennan pass, and two plays into Denver's next drive, Cleveland's Felix Wright recovered a Denver fumble and returned it to the Broncos' 1. On second down, Tim Manoa barreled in from the 2, cutting Denver's lead to 24-21 with one second left in the third quarter. The Broncos shut out the Browns in the final quarter while posting 13 points. Their initial drive of the quarter covered 80 yards in 6 plays and ended with a 39-yard touchdown pass from Elway to Winder. Denver's Kip Corrington intercepted Kosar to set the Broncos up on the Cleveland 39. Denver got as far as the Browns' 17 but had to settle for a 34-yard Treadwell field goal. Smith grabbed his second interception to end the Browns' next drive, leading to a 31-yard field goal.

OFFICIALS:

Referee — Dick Hantak (105); Umpire — Art Demmas (78); Line Judge — Bill Reynolds (53); Side Judge — Nate Jones (97); Head Linesman — Dale Williams (8); Back Judge — Paul Batz (22); Field Judge — Jack Vaughan (93).

		1	2	3	4	OT	TOTAL	FIELD GOALS (made () & missed)	
VISITOR	Cleveland Browns	0	0	21	0	—	21		
HOME	Denver Broncos	3	7	14	13	—	37	D. Treadwell (29) 54B (34) (31)	
Team	Qtr	Clock Time	PLAY DESCRIPTION (Extra Point) (Drive Info)					SCORE	
								Visitor	Home
BRONCOS	1	12:59	D. Treadwell 29 yd. Field Goal (5-20, 2:46)					0	3
BRONCOS	2	9:03	M. Young 70 yd. pass from J. Elway (D. Treadwell, kick) (4-82, 0:57)					0	10
BROWNS	3	3:19	B. Brennan 27 yd. pass from B. Kosar (M. Bahr, kick) (8-70, 3:19)					7	10
BRONCOS	3	7:00	O. Mobley 5 yd. pass from J. Elway (D. Treadwell, kick) (6-80, 3:41)					7	17
BRONCOS	3	10:41	S. Winder 7 yd. run (D. Treadwell, kick) (6-60, 2:41)					7	24
BROWNS	3	12:48	B. Brennan 10 yd. pass from B. Kosar (M. Bahr, kick) (6-72, 2:07)					14	24
BROWNS	3	14:59	T. Manoa 2 yd. run (M. Bahr, kick) (2-1, 1:12)					21	24
BRONCOS	4	2:25	S. Winder 39 yd. pass from J. Elway (D. Treadwell, kick) (6-80, 2:26)					21	31
BRONCOS	4	6:38	D. Treadwell 34 yd. Field Goal (7-22, 3:48)					21	34
BRONCOS	4	13:00	D. Treadwell 31 yd. Field Goal (10-34, 6:50)					21	37

DENVER BRONCOS

OFFENSE	DEFENSE
WR 82 V. Johnson	LE 92 A. Carreker
LT 60 G. Perry	NT 71 G. Kragen
LG 66 J. Juriga	RE 90 R. Holmes
C 72 K. Kartz	LOLB 56 M. Brooks
RG 67 D. Widell	LILB 55 R. Dennison
RT 76 K. Lanier	RILB 77 K. Mecklenburg
TE 87 P. Kelly	ROLB 73 S. Fletcher
WR 80 M. Jackson	LCB 34 T. Braxton
QB 7 J. Elway	RCB 24 W. Henderson
FB 32 M. Bratton	SS 49 D. Smith
RB 26 B. Humphrey	FS 27 S. Atwater

BRONCOS SUBSTITUTIONS: P 2 M. Horan, QB 8 G. Kubiak, K 9 D. Treadwell, RB 23 S. Winder, S 25 K. Corrington, CB 29 D. Carrington, RB 30 S. Sewell, RB 35 K. Bell, CB 36 M. Haynes, S 48 R. Robbins, LB 51 M. Munford, G/C 54 K. Bishop, LB 58 S. Curtis, LB 59 T. Lucas, DE/NT 61 A. Townsend, G 65 M. Smith, DE/NT 68 B. Henke, WR 83 M. Young, WR 84 R. Nattiel, TE 88 C. Kay, TE 89 O. Mobley, DE 91 W. Powers, LB 97 B. Klosterman. **INACTIVE:** RB 40 J. Alexander, C 57 M. Ruether.

CLEVELAND BROWNS

OFFENSE	DEFENSE
WR 84 W. Slaughter	LDE 60 A. Baker
LT 74 P. Farren	LDOT 78 C. Hairston
LG 68 T. Banker	RDT 92 M. Perry
C 73 G. Rakoczy	RDE 97 R. Banks
RG 66 T. Jones	LLB 57 C. Matthews
RT 63 C. Risien	MLB 59 M. Johnson
TE 82 O. Newsome	RLB 56 D. Grayson
WR 88 R. Langhorne	LCB 31 F. Minnifield
QB 19 B. Kosar	RCB 29 H. Dixon
RB 21 E. Metcalf	SS 22 F. Wright
FB 34 K. Mack	FS 30 T. Gash

BROWNS SUBSTITUTIONS: K 9 M. Bahr, QB 10 M. Pagel, P 15 B. Wagner, CB 23 M. Harper, RB 26 K. Jones, RB 33 M. Oliphant, RB 35 B. Redden, S 40 K. Kramer, FB 42 T. Manoa, S 49 R. Lyons, LB 50 V. Walters, LB 51 E. Johnson, LB 58 C. Charlton, C 64 T. Baugh, DE 71 T. Gibson, DL 75 C. Pike, T 77 R. Bolden, WR 85 L. Tillman, WR 86 B. Brennan, TE 87 R. Middleton, WR 89 G. McNeil, DE 96 A. Stewart. **DID NOT PLAY:** DB 24 T. Blaylock. **INACTIVE:** T 70 K. Simons, T 72 K. Robbins.

FINAL INDIVIDUAL STATISTICS

Cleveland Browns										Denver Broncos									
RUSHING	ATT	YDS	AVG	LG	TD	RUSHING	ATT	YDS	AVG	LG	TD								
K. Mack	6	36	6.0	19	0	J. Elway	5	39	7.8	25	0								
B. Kosar	2	22	11.0	16	0	S. Winder	21	37	1.8	9	1								
T. Manoa	2	5	2.5	3	1	B. Humphrey	8	23	2.9	9	0								
E. Metcalf	3	4	1.3	2	0	S. Sewell	4	17	4.3	12	0								
R. Langhorne	1	-1	-1.0	-1	0	M. Bratton	1	4	4.0	4	0								
TOTAL	14	66	4.7	19	1	TOTAL	39	120	3.1	25	1								
PASSING	ATT	CMP	YDS	TKD/ YD	TD	LG	IN	Rtg.	PASSING	ATT	CMP	YDS	TKD/ YD	TD	LG	IN	Rtg.		
B. Kosar	44	19	210	4/20	2	27	3	44.7	J. Elway	36	20	385	1/8	3	70	0	120.7		
TOTAL	44	19	210	4/20	2	27	3	44.7	TOTAL	36	20	385	1/8	3	70	0	120.7		
PASS RECEIVING	NO	YDS	AVG	LG	TD	PASS RECEIVING	NO	YDS	AVG	LG	TD								
R. Langhorne	5	78	15.6	27	0	V. Johnson	7	91	13.0	23	0								
B. Brennan	5	58	11.6	27	2	S. Sewell	3	55	18.3	43	0								
W. Slaughter	3	36	12.0	16	0	M. Young	2	123	61.5	70	1								
K. Mack	2	8	4.0	5	0	S. Winder	2	39	19.5	39	1								
E. Metcalf	2	7	3.5	4	0	M. Jackson	2	25	12.5	13	0								
L. Tillman	1	15	15.0	15	0	O. Mobley	2	22	11.0	17	1								
T. Manoa	1	8	8.0	8	0	B. Humphrey	1	23	23.0	23	0								
TOTAL	19	210	11.1	27	2	M. Bratton	1	7	7.0	7	0								
TOTAL	19	210	11.1	27	2	TOTAL	20	385	19.3	70	3								
INTERCEPTIONS	NO	YDS	AVG	LG	TD	INTERCEPTIONS	NO	YDS	AVG	LG	TD								
D. Smith	2	13	6.5	9	0	D. Smith	2	13	6.5	9	0								
K. Corrington	1	1	1.0	1	0	K. Corrington	1	1	1.0	1	0								
TOTAL	3	14	4.7	9	0	TOTAL	3	14	4.7	9	0								
PUNTING	NO	YDS	AVG	NET	TB	IN20	LG	PUNTING	NO	YDS	AVG	NET	TB	IN20	LG				
B. Wagner	8	338	42.3	35.3	1	1	52	M. Horan	5	232	46.4	37.0	2	1	61				
TOTAL	8	338	42.3	35.3	1	1	52	TOTAL	5	232	46.4	37.0	2	1	61				
PUNT RETURNS	NO	YDS	AVG	FC	LG	TD	PUNT RETURNS	NO	YDS	AVG	FC	LG	TD						
G. McNeil	1	7	7.0	1	7	0	V. Johnson	4	36	9.0	0	11	0						
(DOWNED)	1	0	0.0	0	—	0	(DOWNED)	3	0	0.0	0	—	0						
(TOUCHBACK)	2	0	0.0	0	—	0	(TOUCHBACK)	1	0	0.0	0	—	0						
RETURNS	1	7	7.0	1	7	0	RETURNS	4	36	9.0	0	11	0						
KICKOFF RETURNS	NO	YDS	AVG	FC	LG	TD	KICKOFF RETURNS	NO	YDS	AVG	FC	LG	TD						
E. Metcalf	6	118	19.7	0	28	0	E. Metcalf	6	118	19.7	0	28	0						
K. Jones	1	12	12.0	0	12	0	K. Jones	1	12	12.0	0	12	0						
(TOUCHBACK)	1	0	0.0	0	—	0	(TOUCHBACK)	1	0	0.0	0	—	0						
RETURNS	7	130	18.6	0	28	0	RETURNS	0	0	0.0	0	0	0						
Cleveland Browns	Own	Opp.	Out	Denver Broncos	Own	Opp.	Out												
FUMBLES	Fum	Lost	Rec.	Yds	TD	FF	Rec.	Yds	TD	Bnds	FUMBLES	Fum	Lost	Rec.	Yds	TD	Bnds		
A. Stewart	0	0	0	0	0	0	1	0	0	0	J. Elway	1	1	0	-6	0	0		
K. Mack	2	0	1	0	0	0	0	0	0	0	M. Bratton	1	1	0	0	0	0		
B. Kosar	1	0	2	0	0	0	0	0	0	0									
F. Wright	0	0	0	0	0	0	1	27	0	0									
TOTAL	3	0	3	0	0	0	2	27	0	0	TOTAL	2	2	0	-6	0	0		

FINAL TEAM STATISTICS

	BROWNS	BRONCOS		BROWNS	BRONCOS
TOTAL FIRST DOWNS	14	22	PUNTS Number and Average	8-42.3	5-46.4
By Rushing	3	6	Had Blocked	0	0
By Passing	11	14	FGs – PATs Had Blocked	0-0	1-0
By Penalty	0	2	TOTAL RETURN YARDAGE (Not Including Kickoffs)	7	50
THIRD DOWN EFFICIENCY	3-13-23%	9-18-50%	No. and Yards Punt Returns	1-7	4-36
FOURTH DOWN EFFICIENCY	0-1-0%	0-0-0%	No. and Yards Kickoff Returns	7-130	0-0
TOTAL NET YARDS	256	497	No. and Yards Interception Returns	0-0	3-14
Total Offensive Plays (inc. times thrown passing)	62	76	PENALTIES Number and Yards	8-55	1-5
Average gain per offensive play	4.1	6.5	FUMBLES Number and Lost	3-0	2-22
NET YARDS RUSHING	66	120	TOUCHDOWNS	3	4
Total Rushing Plays	14	39	Rushing	1	1
Average gain per rushing play	4.7	3.1	Passing	2	3
NET YARDS PASSING	190	377	Returns	0	0
Times thrown – yards lost attempting to pass	4-20	1-8	EXTRA POINTS Made-Attempts	3-3	4-4
Gross yards passing	210	385	FIELD GOALS Made-Attempts	0-0	3-4
PASS ATTEMPTS-COMPLETIONS-HAD INTERCEPTED	44-19-3	36-20-0	SAFETIES	0	0
Average gain per pass play (inc. # thrown passing)	4.0	10.2	FINAL SCORE	21	37
KICKOFFS Number-In End Zone-Touchbacks	4-4-4	8-1-1	TIME OF POSSESSION	23:07	36:53



Denver 24, Pittsburgh 23

Sunday, Jan. 7, 1990 • 2 p.m. MST • Mile High Stadium • Denver

WEATHER: Sunny, 55°, Wind W 6 mph • ATTENDANCE: 75,868 • TIME: 2:57

1989 AFC Divisional Playoff Game

The Denver Broncos advanced to their third AFC Championship Game in four years with a come-from-behind 24-23 victory over the Steelers before 75,868 fans at Mile High Stadium. Although Pittsburgh held the upper hand in total yards (404 to 364) and time of possession (34:14 to 25:46), Denver was able to mount a late fourth quarter drive and score the winning touchdown with just 2:27 remaining.

The Steelers took the opening kickoff and drove 65 yards in 13 plays, scoring on a 32-yard Gary Anderson field goal. Late in the opening quarter, Pittsburgh took possession at its own 7-yard line, but after a 45-yard run by Merrill Hoge and a 33-yard Bubby Brister-to-Tim Worley pass play, the Steelers were knocking on the door and scored three plays later on a 7-yard run by Hoge to go ahead 10-0.

The Broncos took their first possession of the second quarter and drove 75 yards in 12 plays to score on a 1-yard plunge by running back Mel Bratton on third-and-goal. The Steelers roared back, traveling 77 yards in 12 plays to score on a 9-yard pass from Brister to wide receiver Louis Lipps. The Broncos got the ball back on their own 33 with 20 seconds left in the half. Two Elway passes put Denver at the Pittsburgh 26 with two seconds left, setting up David Treadwell's 43-yard field goal that pulled Denver within 17-10 at the half.

Early in the third quarter, Denver nose tackle Greg Kragen forced a Tim Worley fumble and cornerback Tyrone Braxton recovered for the Broncos on the Steelers' 37. On first down, Elway hit wide receiver Vance Johnson for a touchdown to tie the score at 17. Pittsburgh's next two possessions ended in Anderson field goals, and the Steelers held a 23-17 lead in the early stages of the fourth quarter.

After an exchange of punts, the Broncos took possession on their own 29 with 7:06 left in the game. Elway hit Jackson for 18 yards and then handed off to running back Bobby Humphrey, who pitched the ball back to Elway, and he threw a 36-yard strike to Johnson, giving Denver a first down on the Steelers' 26. Humphrey ran on the next four plays, gaining 24 yards and taking the ball to the 2. On third-and-goal from the 1, Bratton scored again and Treadwell's extra point gave Denver its first lead of the game with 2:27 left.

Pittsburgh got the ball on its own 20, but on third down Brister's signals were drowned out by the crowd and he mishandled the snap. Randy Robbins recovered for Denver on the Pittsburgh 18, and the Broncos were able to run out the clock.

OFFICIALS:

Referee — Gene Barth (14); Umpire — Dave Hamilton (42); Line Judge — Ron Blum (83); Side Judge — Gene Austin (34); Head Linesman — Ron Phares (10); Back Judge — Louis Richard (68); Field Judge — Bobby Skelton (73).

	1	2	3	4	OT	TOTAL	FIELD GOALS (made () & missed)
VISITOR Pittsburgh Steelers	3	14	3	3	—	23	G. Anderson (32) (35) (32)
HOME Denver Broncos	0	10	7	7	—	24	D. Treadwell (43)

Team	Qtr	Clock Time	PLAY DESCRIPTION (Extra Point) (Drive Info)	SCORE Visitor Home
STEELERS	1	7:47	G. Anderson 32 yd. Field Goal (13-65, 7:47)	3 0
STEELERS	2	1:38	M. Hoge 7 yd. run (G. Anderson, kick) (5-93, 2:27)	10 0
BRONCOS	2	8:38	M. Bratton 1 yd. run (D. Treadwell, kick) (12-75, 7:00)	10 7
STEELERS	2	14:34	L. Lipps 9 yd. pass from B. Brister (G. Anderson, kick) (12-77, 5:56)	17 7
BRONCOS	2	15:00	D. Treadwell 43 yd. Field Goal (3-41, 0:26)	17 10
BRONCOS	3	1:58	V. Johnson 37 yd. pass from J. Elway (D. Treadwell, kick) (1-37, 0:07)	17 17
STEELERS	3	7:26	G. Anderson 35 yd. Field Goal (10-62, 5:28)	20 17
STEELERS	4	0:07	G. Anderson 32 yd. Field Goal (10-34, 5:54)	23 17
BRONCOS	4	12:33	M. Bratton 1 yd. run (D. Treadwell, kick) (9-71, 4:39)	23 24

DENVER BRONCOS

OFFENSE	DEFENSE
WR 82 V. Johnson	LE 92 A. Carreker
LT 60 G. Perry	NT 71 G. Kragen
LG 66 J. Juriga	RE 90 R. Holmes
C 72 K. Kartz	LOLB 56 M. Brooks
RG 67 D. Widell	LILB 51 M. Munford
RT 76 K. Lanier	RILB 77 K. Mecklenburg
TE 89 O. Mobley	ROLB 73 S. Fletcher
WR 80 M. Jackson	LCB 34 T. Braxton
QB 7 J. Elway	RCB 24 W. Henderson
FB 32 M. Bratton	SS 49 D. Smith
RB 26 B. Humphrey	FS 27 S. Atwater

BRONCOS SUBSTITUTIONS: P 2 M. Horan, QB 8 G. Kubiak, K 9 D. Treadwell, RB 23 S. Winder, S 25 K. Corrington, CB 29 D. Carrington, RB 30 S. Sewell, RB 35 K. Bell, CB 36 M. Haynes, S 48 R. Robbins, G/C 54 K. Bishop, LB 55 R. Dennison, LB 58 S. Curtis, LB 59 T. Lucas, DE/NT 61 A. Townsend, G 65 M. Smith, DE/NT 68 B. Henke, WR 83 M. Young, WR 84 R. Nattiel, TE 87 P. Kelly, TE 88 C. Kay, DE 91 W. Powers, LB 97 B. Klosterman. **INACTIVE:** RB 40 J. Alexander, C 57 M. Ruether.

PITTSBURGH STEELERS

OFFENSE	DEFENSE
WR 87 W. Thompson	LE 93 K. Willis
LT 65 J. Jackson	NT 98 G. Williams
LG 79 J. Reinstra	RE 78 T. Johnson
C 63 D. Dawson	LOLB 53 B. Hinkle
RG 74 T. Long	LILB 50 D. Little
RT 62 T. Ilkin	RILB 54 H. Nickerson
TE 84 M. Mularkey	ROLB 95 G. Lloyd
WR 83 L. Lipps	LCB 49 D. Woodruff
QB 6 B. Brister	RCB 26 R. Woodson
FB 33 M. Hoge	SS 37 C. Lake
RB 38 T. Worley	FS 27 T. Everett

STEELERS SUBSTITUTIONS: K 1 G. Anderson, P 18 H. Newsome, RB 20 D. Stone, CB 22 L. Griffin, RB 23 T. Tyrell, CB 25 D. Arnold, CB 35 D. Hall, RB 40 R. Wilkerson, CB 44 D. Johnson, LB 55 T. Simien, G 60 B. Blakenship, NT 68 L. Freeman, T 71 T. Ricketts, G/T 73 C. Wolfey, WR 80 M. Stock, TE 85 T. O'Shea, LB 90 T. Stowe, LB 91 J. Williams, DE 97 A. Jones, LB 92 J. Olsavsky. **DID NOT PLAY:** QB 11 R. Strom, C 51 C. Lanza, WR 82 D. Hill. **INACTIVE:** QB 14 T. Blackledge, WR 88 J. Johnson.

FINAL INDIVIDUAL STATISTICS

Pittsburgh Steelers											Denver Broncos												
RUSHING	ATT	YDS	AVG	LG	TD						RUSHING	ATT	YDS	AVG	LG	TD							
M. Hoge	16	120	7.5	45	1						B. Humphrey	18	85	4.7	17	0							
T. Worley	13	50	3.8	19	0						J. Elway	7	44	6.3	32	0							
B. Brister	2	4	2.0	4	0						S. Sewell	1	6	6.0	6	0							
L. Lipps	1	1	1.0	1	0						M. Bratton	4	3	0.8	1	2							
											S. Winder	1	0	0.0	0	0							
TOTAL	32	175	5.5	45	1						TOTAL	31	138	4.5	32	2							
PASSING	ATT	CMP	YDS	TKD/YD	TD	LG	IN	Rtg.						PASSING	ATT	CMP	YDS	TKD/YD	TD	LG	IN	Rtg.	
B. Brister	29	19	229	0/0	1	33	0	101.1						J. Elway	20	12	239	1/13	1	51	1	97.7	
TOTAL	29	19	229	0/0	1	33	0	101.1						TOTAL	20	12	239	1/13	1	51	1	97.7	
PASS RECEIVING			NO	YDS	AVG	LG	TD						PASS RECEIVING			NO	YDS	AVG	LG	TD			
M. Hoge			8	60	7.5	19	0						M. Jackson			5	111	22.2	51	0			
L. Lipps			3	29	9.7	11	1						V. Johnson			3	85	28.3	37	1			
D. Stone			3	18	9.0	11	0						M. Young			2	22	11.0	12	0			
M. Mularkey			2	36	18.0	25	0						R. Nattiel			1	15	15.0	15	0			
T. Worley			1	33	33.0	33	0						B. Humphrey			1	6	6.0	6	0			
M. Stock			1	30	30.0	30	0																
W. Thompson			1	23	23.0	23	0																
TOTAL			19	229	12.1	33	1						TOTAL			12	239	19.9	51	1			
INTERCEPTIONS			NO	YDS	AVG	LG	TD						INTERCEPTIONS			NO	YDS	AVG	LG	TD			
T. Everett			1	26	26.0	26	0																
TOTAL			1	26	26.0	26	0						TOTAL			0	0	0.0	—	0			
PUNTING	NO	YDS	AVG	NET	TB	IN20	LG						PUNTING	NO	YDS	AVG	NET	TB	IN20	LG			
H. Newsome	2	86	43.0	40.0	0	0	50						M. Horan	3	133	44.3	37.7	1	2	55			
													J. Elway	1	17	17.0	17.0	0	1	17			
TOTAL	2	86	43.0	40.0	0	0	50						TOTAL	4	150	37.5	32.5	1	3	55			
PUNT RETURNS	NO	YDS	AVG	FC	LG	TD						PUNT RETURNS	NO	YDS	AVG	FC	LG	TD					
R. Woodson	0	0	0.0	1	0	0						V. Johnson	1	6	6.0	1	6	0					
(DOWNED)	2	0	0.0	0	—	0																	
(TOUCHBACK)	1	0	0.0	0	—	0																	
RETURNS	0	0	0.0	1	0	0						RETURNS	1	6	6.0	1	6	0					
KICKOFF RETURNS	NO	YDS	AVG	FC	LG	TD						KICKOFF RETURNS	NO	YDS	AVG	FC	LG	TD					
R. Woodson	2	33	16.5	0	19	0						K. Bell	2	62	31.0	0	31	0					
(TOUCHBACK)	2	0	0.0	0	—	0						D. Carrington	2	51	25.5	0	27	0					
												M. Bratton	1	6	6.0	0	6	0					
												(TOUCHBACK)	1	0	0.0	0	—	0					
RETURNS	2	33	16.5	0	19	0						RETURNS	5	119	23.8	0	31	0					
Pittsburgh Steelers	Own						Opp.				Out						Opp.				Out		
FUMBLES	Fum	Lost	Rec.	Yds	TD	FF	Rec.	Yds	TD	Bnds			FUMBLES	Fum	Lost	Rec.	Yds	TD	FF	Rec.	Yds	TD	Bnds
T. Worley	1	1	0	0	0	0	0	0	0	0			T. Braxton	0	0	0	0	0	0	1	5	0	0
B. Brister	1	1	0	-2	0	0	0	0	0	0			V. Johnson	1	0	1	0	0	0	0	0	0	0
													R. Robbins	0	0	0	0	0	0	1	0	0	0
													G. Kragen	0	0	0	0	0	1	0	0	0	0
TOTAL	2	2	0	-2	0	0	0	0	0	0			TOTAL	1	0	1	0	0	1	2	5	0	0

FINAL TEAM STATISTICS

	STEELERS	BRONCOS		STEELERS	BRONCOS
TOTAL FIRST DOWNS	19	19	PUNTS Number and Average	2-43.0	4-37.5
By Rushing	7	8	Had Blocked	0	0
By Passing	12	9	FGs — PATS Had Blocked	0-0	0-0
By Penalty	0	2	TOTAL RETURN YARDAGE (Not Including Kickoffs)	26	6
THIRD DOWN EFFICIENCY	9-15-60%	6-10-60%	No. and Yards Punt Returns	0-0	1-6
FOURTH DOWN EFFICIENCY	0-0-0%	0-0-0%	No. and Yards Kickoff Returns	2-33	5-119
TOTAL NET YARDS	404	364	No. and Yards Interception Returns	1-26	0-0
Total Offensive Plays (inc. times thrown passing)	61	52	PENALTIES Number and Yards	8-50	2-19
Average gain per offensive play	6.6	7.0	FUMBLES Number and Lost	2-2	1-0
NET YARDS RUSHING	175	138	TOUCHDOWNS	2	3
Total Rushing Plays	32	31	Rushing	1	2
Average gain per rushing play	5.5	4.5	Passing	1	1
NET YARDS PASSING	229	226	Returns	0	0
Times thrown — yards lost attempting to pass	0-0	1-13	EXTRA POINTS Made-Attempts	2-2	3-3
Gross yards passing	229	239	FIELD GOALS Made-Attempts	3-3	1-1
PASS ATTEMPTS-COMPLETIONS-HAD INTERCEPTED	29-19-0	20-12-1	SAFETIES	0	0
Average gain per pass play (inc. # thrown passing)	7.9	10.8	FINAL SCORE	23	24
KICKOFFS Number-In End Zone-Touchbacks	6-1-1	4-2-2	TIME OF POSSESSION	34:14	25:46

BRONCOS DEFENSIVE STATISTICS

(based on



Washington 42, Denver 10

Sunday, Jan. 31, 1988 • 3:20 p.m. PST • Jack Murphy Stadium • San Diego

WEATHER: Mostly Cloudy, 61°, Wind SW 5 mph • ATTENDANCE: 73,302 • TIME: 3:40

Super Bowl XXII



The Washington Redskins scored 35 points in the second quarter to power their way to a 42-10 victory over the Broncos in Super Bowl XXII at Jack Murphy Stadium in San Diego in front of 73,302 fans.

Super Bowl MVP Doug Williams of Washington completed 18-of-29 passes for 340 yards with four touchdowns while running back Timmy Smith gained 204 yards on 22 carries, scoring twice, and wide receiver Ricky Sanders caught nine passes for 193 yards (21.4 avg.) with two touchdowns.

The Broncos took the early lead on their first play from scrimmage, a 56-yard bomb from John Elway to Ricky Nattiel, coming with 1:57 gone in the game. Denver's next possession stalled at the Redskins' 7-yard line, but Rich Karlis put the Broncos up 10-0 with a 24-yard field goal.

In the second quarter, however, Denver's dreams of a World Championship were blown apart by the Redskins. On Washington's first play of the quarter, Williams and Sanders combined for an 80-yard touchdown to bring the score to 10-7. The Redskins took the lead for good on the fifth play of their next possession when Williams hit Gary Clark for 27 yards and a score.

Denver got as far as the Washington 26 on its next drive, but Karlis' 43-yards field goal attempt sailed wide left. Two plays later, Smith scored on a 58-yard run to increase the Washington lead to 21-10. The Redskins' next possession ended with a 50-yard Williams-to-Sanders touchdown pass, and minutes later, Williams and Clint Didier combined for an 8-yard touchdown pass to give the Redskins a 35-10 lead at halftime.

The Broncos could move only as far as the Redskins' 48-yard line in the second half, and Washington closed out the scoring late in the game on a 4-yard run by Smith.

The Redskins finished with 602 total yards, including the 340 passing yards from Williams. Their defense limited Denver to 327 total yards while holding Elway to just 14-of-38 passing for 257 yards and intercepting him three times. The Broncos were only able to muster 97 rushing yards in the game and were held to 2-of-12 (16.7%) success on third down by Washington.

OFFICIALS:

Referee — Bob McElwee (95); Umpire — Al Conway (27); Line Judge — Jack Fette (39); Side Judge — Don Wedge (28); Head Linesman — Dale Hamer (104); Back Judge — Al Jury (106); Field Judge — Johnny Grier (23).

		1	2	3	4	OT	TOTAL	FIELD GOALS (made () & missed)	
VISITOR	Washington Redskins	0	35	0	7	—	42	A. Haji-Sheikh	46HU
HOME	Denver Broncos	10	0	0	0	—	10	R. Karlis	(24) 43WL
Team	Qtr	Clock Time	PLAY DESCRIPTION (Extra Point) (Drive Info)				SCORE		
							Visitor	Home	
BRONCOS	1	1:57	R. Nattiel 56 yd. pass from J. Elway (R. Karlis, kick) (1-56, 0:08)				0	7	
BRONCOS	1	5:51	R. Karlis 24 yd. Field Goal (7-61, 2:05)				0	10	
REDSKINS	2	0:53	R. Sanders 80 yd. pass from D. Williams (A. Haji-Sheikh, kick) (1-80, 0:10)				7	10	
REDSKINS	2	4:45	G. Clark 27 yd. pass from D. Williams (A. Haji-Sheikh, kick) (5-64, 2:44)				14	10	
REDSKINS	2	8:33	T. Smith 58 yd. run (A. Haji-Sheikh, kick) (2-74, 0:51)				21	10	
REDSKINS	2	11:18	R. Sanders 50 yd. pass from D. Williams (A. Haji-Sheikh, kick) (3-60, 0:52)				28	10	
REDSKINS	2	13:56	C. Didier 8 yd. pass from D. Williams (A. Haji-Sheikh, kick) (7-79, 1:10)				35	10	
REDSKINS	4	1:51	T. Smith 4 yd. run (A. Haji-Sheikh, kick) (4-68, 2:03)				42	10	

DENVER BRONCOS

OFFENSE			DEFENSE		
WR	80	M. Jackson	LE	61	A. Townsend
LT	70	D. Studdard	NT	71	G. Kragen
LG	54	K. Bishop	RE	75	R. Jones
C	62	M. Freeman	LOLB	73	S. Fletcher
RG	79	S. Humphries	LILB	77	K. Mecklenburg
RT	76	K. Lanier	RILB	98	R. Hunley
TE	88	C. Kay	ROLB	50	J. Ryan
QB	7	J. Elway	LCB	36	M. Haynes
RB	23	S. Winder	RCB	45	S. Wilson
RB	33	G. Lang	SS	31	D. Smith
WR	84	R. Nattiel	FS	22	T. Lilly

BRONCOS SUBSTITUTIONS: P 2 M. Horan, K 3 R. Karlis, QB 8 G. Kubiak, RB 24 T. Boddie, DB 27 K. Clark, CB 28 J. Castille, RB 30 S. Sewell, CB 34 T. Braxton, RB 35 K. Bell, DB 38 B. Plummer, RB 46 B. Micho, S 48 R. Robbins, LB 55 R. Dennison, LB 56 M. Brooks, LB 59 T. Lucas, DE 65 W. Bowyer, C 72 K. Kartz, WR 81 S. Watson, WR 82 V. Johnson, TE 89 O. Mobley, DE 90 F. Gilbert, LB 97 B. Klosterman. **DID NOT PLAY:** C 68 L. Lee.

WASHINGTON REDSKINS

OFFENSE			DEFENSE		
WR	87	G. Clark	LE	71	C. Mann
LT	66	J. Jacoby	LT	65	D. Butz
LG	63	R. McKenzie	RT	77	D. Grant
C	53	J. Bostic	RE	72	D. Manley
RG	69	R. C. Theilemann	LLB	55	M. Kaufman
RT	73	M. May	MLB	52	N. Olkewicz
TE	86	C. Didier	RLB	51	M. Coleman
TE	85	D. Warren	LCB	28	D. Green
QB	17	D. Williams	RCB	23	T. Bowles
RB	38	T. Smith	SS	45	B. Wilburn
WR	83	R. Sanders	FS	40	A. Walton

REDSKINS SUBSTITUTIONS: K 6 A. Haji-Sheikh, QB 10 J. Schroeder, P 12 S. Cox, RB 24 K. Bryant, RB 29 R. Branch, S 31 C. Vaughn, CB 32 V. Dean, CB 34 B. Davis, RB 35 K. Griffin, RB 38 G. Rogers, CB 46 D. Woodberry, LB 50 R. Caldwell, LB 54 K. Gouveia, LB 57 R. Milot, G 61 R. Kehr, DE 64 S. Hamilton, G 68 R. Grimm, DE 74 M. Koch, DT 78 D. Hamel, WR 80 E. Yarber, WR 81 A. Monk, TE 82 A. Jones, TE 87 T. Orr.

FINAL INDIVIDUAL STATISTICS

Washington Redskins													Denver Broncos												
RUSHING		ATT	YDS	AVG	LG	TD	RUSHING		ATT	YDS	AVG	LG	TD												
T. Smith		22	204	9.3	58t	2	G. Lang		5	38	7.6	13	0												
K. Bryant		8	38	4.8	15	0	J. Elway		3	32	10.7	21	0												
G. Clark		1	25	25.0	25	0	S. Winder		8	30	3.8	13	0												
G. Rogers		5	17	3.4	5	0	S. Sewell		1	-3	-3.0	0	0												
K. Griffin		1	2	2.0	2	0																			
D. Williams		2	-2	-1.0	0	0																			
R. Sanders		1	-4	-4.0	-4	0																			
TOTAL		40	280	7.0	58t	2	TOTAL		17	97	5.7	21	0												
		ATT	CMP	YDS	TD	LG	IN	Rtg.			ATT	CMP	YDS	TD	LG	IN	Rtg.								
PASSING		29	18	340	1/10	4	80t	1	127.9	PASSING		38	14	257	5/50	1	56t	3	36.8						
D. Williams		29	18	340	1/10	4	80t	1	127.9	J. Elway		38	14	257	5/50	1	56t	3	36.8						
J. Schroeder		1	0	0	1/8	0	0	0	39.6	S. Sewell		1	1	23	0/0	0	23	0	118.8						
TOTAL		30	18	340	2/18	4	80t	1	125.0	TOTAL		39	15	280	5/50	1	56t	3	40.5						
		NO	YDS	AVG	LG	TD			NO	YDS	AVG	LG	TD												
PASS RECEIVING		9	193	21.4	80t	2	PASS RECEIVING		4	76	19.0	32	0												
R. Sanders		9	193	21.4	80t	2	M. Jackson		4	76	19.0	32	0												
G. Clark		3	55	18.3	27t	1	S. Sewell		4	41	10.3	18	0												
D. Warren		2	15	7.5	9	0	R. Nattiel		2	69	34.5	56t	1												
A. Monk		1	40	40.0	40	0	C. Kay		2	38	19.0	27	0												
K. Bryant		1	20	20.0	20	0	S. Winder		1	26	26.0	26	0												
T. Smith		1	9	9.0	9	0	J. Elway		1	23	23.0	23	0												
C. Didier		1	8	8.0	8t	1	G. Lang		1	7	7.0	7	0												
TOTAL		18	340	18.9	80t	4	TOTAL		15	280	18.7	56t	1												
		NO	YDS	AVG	LG	TD			NO	YDS	AVG	LG	TD												
INTERCEPTIONS		2	11	5.5	11	0	INTERCEPTIONS		1	0	0.0	0	0												
B. Wilburn		2	11	5.5	11	0	J. Castille		1	0	0.0	0	0												
B. Davis		1	0	0.0	0	0																			
TOTAL		3	11	3.7	11	0	TOTAL		1	0	0.0	0	0												
		NO	YDS	AVG	NET	TB	IN20	LG			NO	YDS	AVG	NET	TB	IN20	LG								
PUNTING		4	150	37.5	33.0	0	0	42	PUNTING		7	253	36.1	33.3	1	1	43								
S. Cox		4	150	37.5	33.0	0	0	42	M. Horan		7	253	36.1	33.3	1	1	43								
TOTAL		4	150	37.5	33.0	0	0	42	TOTAL		7	253	36.1	33.3	1	1	43								
		NO	YDS	AVG	FC	LG	TD			NO	YDS	AVG	FC	LG	TD										
PUNT RETURNS		1	0	0.0	1	0	0	PUNT RETURNS		2	18	9.0	0	9	0										
D. Green		1	0	0.0	1	0	0	K. Clark		2	18	9.0	0	9	0										
D. Yarber		0	0	0.0	1	—	0	(DOWNED)		2	0	0.0	0	—	0										
(DOWNED)		4	0	0.0	0	—	0																		
RETURNS		1	0	0.0	2	0	0	RETURNS		2	18	9.0	0	9	0										
		NO	YDS	AVG	FC	LG	TD			NO	YDS	AVG	FC	LG	TD										
KICKOFF RETURNS		3	46	15.3	0	16	0	KICKOFF RETURNS		5	88	17.6	0	21	0										
R. Sanders		3	46	15.3	0	16	0	K. Bell		5	88	17.6	0	21	0										
TOTAL		3	46	15.3	0	16	0	TOTAL		5	88	17.6	0	21	0										
		Fum	Lost	Rec.	Yds	TD	FF	Rec.	Yds	TD	Bnds			Fum	Lost	Rec.	Yds	TD	FF	Rec.	Yds	TD	Bnds		
Washington Redskins		Own	Yds	TD	FF <th>Rec.</th> <th>Yds</th> <th>TD</th> <th>Bnds</th> <td colspan="2">Denver Broncos</td> <td>Own</td> <td>Yds</td> <td>TD</td> <td>FF<th>Rec.</th><th>Yds</th><th>TD</th><td>Bnds</td></td>	Rec.	Yds	TD	Bnds	Denver Broncos		Own	Yds	TD	FF <th>Rec.</th> <th>Yds</th> <th>TD</th> <td>Bnds</td>	Rec.	Yds	TD	Bnds						
FUMBLES		0	0	1	0	0	0	0	0	FUMBLES		0	0	0	0	0	0	0	0						
R. Caldwell		0	0	1	0	0	0	0	0	B. Klosterman		0	0	0	0	0	0	0	0						
R. Sanders		1	0	0	0	0	0	0	0	TOTAL		0	0	0	0	0	0	0	0						
TOTAL		1	0	1	0	0	0	0	0	TOTAL		0	0	0	0	0	0	0	0						



Denver 38, Cleveland 33

Sunday, Jan. 17, 1988 • 2 p.m. MST • Mile High Stadium • Denver

WEATHER: Mostly Sunny, 44°, Wind NE 8 mph • ATTENDANCE: 75,993 • TIME: 3:37

1987 AFC Championship Game

The Broncos' Jeremiah Castille recovered a Cleveland fumble on Denver's 3-yard line with just over a minute left in the game, preserving a 38-33 victory for the club in the AFC Championship Game in front of 75,993 fans at Mile High Stadium.

An interception by defensive end Freddie Gilbert set up the Broncos' first score of the afternoon. Quarterback John Elway found wide receiver Ricky Nattiel for an 8-yard touchdown at 3:38 of the first quarter that put Denver ahead 7-0.

After Gene Lang took off on a 42-yard run, which set a franchise record for longest postseason rush, Denver faced third-and-goal from the Cleveland 3 late in the first quarter. Elway threw incomplete into the end zone, but the Browns were penalized for holding, giving the Broncos new life at the 1-yard line. Running back Steve Sewell scored on first down to give Denver a 14-0 lead 11:06 into the first quarter.

The Browns scored their first points of the game on a 24-yard Matt Bahr field goal at 1:41 of the second quarter. Denver answered at 6:59 of the quarter with a 1-yard Gene Lang touchdown run that upped its lead to 21-3.

After Elway was intercepted by Felix Wright four plays into the second half, Cleveland needed just three plays to go 35 yards and score on an 18-yard pass from Bernie Kosar to Reggie Langhorne. The Broncos answered when Elway scrambled right and threw to Mark Jackson, who caught the ball at the Broncos' 25, evaded two tacklers and sprinted for an 80-yard touchdown giving the Broncos a 28-10 lead at 5:03 of the third quarter. Cleveland pulled within 28-17 when Kosar found Earnest Byner for a 32-yard touchdown at 8:10 of the quarter.

Cleveland narrowed the Broncos' lead to 28-24 on a Byner 4-yard run at 11:15 of the third quarter. Just before the end of the third period, Rich Karlis capped off a Denver possession with a 38-yard field goal.

The Browns tied the score at 31 on a 4-yard pass from Kosar to wide receiver Webster Slaughter at 4:12 of the final period. After an exchange of punts, Denver began a drive at its 25 with 5:14 left in the game. A pair of 26-yard pass plays to Nattiel put Denver at the Cleveland 20 and set up a 20-yard Elway-to-Sammy Winder pass for a touchdown that put the Broncos up 38-31 with just over four minutes left. Kosar and the Browns advanced to the Denver 8-yard line with 1:12 remaining when Byner ran to the 3 and had the ball stripped by Castille, who recovered the ball. Denver was charged with a late safety before time ran out on the Browns.

OFFICIALS:

Referee — Jim Tunney (32); Umpire — Ben Montgomery (117); Line Judge — Ron Blum (83); Side Judge — Bill Quinby (58); Head Linesman — Sid Semon (109); Back Judge — Roy Clymer (24); Field Judge — Dick Dolack (31).

		1	2	3	4	OT	TOTAL	FIELD GOALS (made () & missed)	
VISITOR	Cleveland Browns	0	3	21	9	—	33	M. Bahr	(24) 45WR
HOME	Denver Broncos	14	7	10	7	—	38	R. Karlis	50WL (38)
Team	Qtr	Clock Time	PLAY DESCRIPTION (Extra Point) (Drive Info)				SCORE Visitor Home		
BRONCOS	1	3:38	R. Nattiel 8 yd. pass from J. Elway (R. Karlis, kick) (4-18, 2:05)				0	7	
BRONCOS	1	11:06	S. Sewell 1 yd. run (R. Karlis, kick) (8-60, 3:47)				0	14	
BROWNS	2	1:41	M. Bahr 24 yd. Field Goal (13-64, 5:35)				3	14	
BRONCOS	2	6:59	G. Lang 1 yd. run (R. Karlis, kick) (11-80, 5:18)				3	21	
BROWNS	3	3:44	R. Langhorne 18 yd. pass from B. Kosar (M. Bahr, kick) (3-35, 1:30)				10	21	
BRONCOS	3	5:03	M. Jackson 80 yd. pass from J. Elway (R. Karlis, kick) (3-80, 1:19)				17	28	
BROWNS	3	8:10	E. Byner 32 yd. pass from B. Kosar (M. Bahr, kick) (5-80, 3:07)				17	28	
BROWNS	3	11:15	E. Byner 4 yd. run (M. Bahr, kick) (4-42, 1:58)				24	28	
BRONCOS	3	14:50	R. Karlis 38 yd. Field Goal (9-59, 3:35)				24	31	
BROWNS	4	4:12	W. Slaughter 4 yd. pass from B. Kosar (M. Bahr, kick) (9-86, 4:22)				31	31	
BRONCOS	4	10:59	S. Winder 20 yd. pass from J. Elway (R. Karlis, kick) (5-75, 1:13)				31	38	
BROWNS	4	14:52	Safety—M. Horan runs out of end zone (Minniefield)				33	38	

DENVER BRONCOS

OFFENSE		DEFENSE	
WR	84 R. Nattiel	LE	61 A. Townsend
LT	70 D. Studdard	NT	71 G. Kragen
LG	54 K. Bishop	RE	75 R. Jones
C	62 M. Freeman	LOLB	73 S. Fletcher
RG	79 S. Humphries	LILB	77 K. Mecklenburg
RT	76 K. Lanier	RILB	98 R. Hunley
TE	88 C. Kay	ROLB	50 J. Ryan
WR	80 M. Jackson	LCB	36 M. Haynes
QB	7 J. Elway	FS	22 T. Lilly
HB	23 S. Winder	SS	49 D. Smith
FB	33 G. Lang	RCB	45 S. Wilson

BRONCOS SUBSTITUTIONS: P 2 M. Horan, K 3 R. Karlis, QB 8 G. Kubiak, RB 24 T. Boddie, DB 27 K. Clark, CB 28 J. Castille, RB 30 S. Sewell, CB 34 T. Braxton, RB 35 K. Bell, DB 38 B. Plummer, RB 46 B. Micho, S 48 R. Robbins, LB 55 R. Dennison, LB 56 M. Brooks, LB 59 T. Lucas, DE 65 W. Bowyer, C 72 K. Kartz, WR 81 S. Watson, TE 89 O. Mobley, DE 90 F. Gilbert, 95 DE S. Bryan, LB 97 B. Klosterman. **DID NOT PLAY:** C 68 L. Lee.

CLEVELAND BROWNS

OFFENSE		DEFENSE	
WR	88 R. Langhorne	LE	91 S. Clancy
LT	74 P. Farren	NT	72 D. Puzouli
LG	73 G. Rakoczy	RE	78 C. Hairston
C	61 M. Baab	LOLB	50 L. Sanford
RG	69 D. Fike	LILB	51 E. Johnson
RT	63 C. Risien	RILB	59 M. Johnson
TE	82 O. Newsome	ROLB	57 C. Matthews
WR	84 W. Slaughter	LCB	31 F. Minnifield
QB	19 B. Kosar	RCB	29 H. Dixon
RB	81 D. Tennell	SS	24 R. Ellis
FB	34 K. Mack	FS	22 F. Wright

BROWNS SUBSTITUTIONS: K 9 M. Bahr, QB 10 M. Pagel, P 11 L. Johnson, CB 23 M. Harper, RB 28 H. Fontenot, DB 36 S. Braggs, S 37 C. Rockins, FB 42 T. Manoa, RB 44 E. Byner, CB 48 D. Hoggard, LB 52 N. Miller, LB 53 A. Griggs, LB 56 D. Grayson, DE 60 A. Baker, C 64 F. Winters, OL 65 D. Haley, G 70 L. Williams, WR 85 C. Weathers, WR 86 B. Brennan, WR 89 G. McNeil, DE 96 R. Camp, DE 99 D. Sims. **DID NOT PLAY:** 18 G. Danielson.

FINAL INDIVIDUAL STATISTICS

Cleveland Browns										Denver Broncos												
RUSHING	ATT		YDS	AVG	LG	TD				RUSHING	ATT		YDS	AVG	LG	TD						
E. Byner	15		67	4.5	16	1				S. Winder	20		72	3.6	10	0						
K. Mack	12		61	5.1	14	0				G. Lang	5		51	10.2	42	1						
										J. Elway	11		36	3.3	11	0						
										T. Boddie	1		8	8.0	8	0						
										S. Sewell	1		1	1.0	1t	0						
										M. Horan	1		-12	-12.0	-12	0						
TOTAL	27		128	4.7	16	1				TOTAL	39		156	4.0	42	2						
PASSING	ATT	CMP	YDS	TD	LG	IN	Rtg.				PASSING	ATT	CMP	YDS	TD	LG	IN	Rtg.				
B. Kosar	41	26	356	2/20	3	53	105.3				J. Elway	26	14	281	2/25	3	80t	1	114.4			
TOTAL	41	26	356	2/20	3	53	105.3				TOTAL	26	14	281	2/25	3	80t	1	114.4			
PASS RECEIVING	NO		YDS	AVG	LG	TD				PASS RECEIVING	NO		YDS	AVG	LG	TD						
E. Byner	7		120	17.1	53	1				R. Nattiel	5		95	19.0	26	1						
W. Slaughter	4		53	13.3	24	1				M. Jackson	4		134	33.5	80t	1						
B. Brennan	4		48	12.0	19	0				S. Winder	3		34	11.3	20t	1						
K. Mack	4		28	7.0	9	0				S. Sewell	1		10	10.0	10	0						
O. Newsome	3		35	11.7	25	0				O. Mobley	1		8	8.0	8	0						
R. Langhorne	2		48	24.0	30	1																
C. Weathers	1		19	19.0	19	0																
D. Tennell	1		5	5.0	5	0																
TOTAL	26		356	13.7	53	3				TOTAL	14		281	20.1	80t	3						
INTERCEPTIONS	NO		YDS	AVG	LG	TD				INTERCEPTIONS	NO		YDS	AVG	LG	TD						
F. Wright	1		13	13.0	13	0				F. Gilbert	1		0	0.0	0	0						
TOTAL	1		13	13.0	13	0				TOTAL	1		0	0.0	0	0						
PUNTING	NO	YDS	AVG	NET	TB	IN20	LG				PUNTING	NO	YDS	AVG	NET	TB	IN20	LG				
L. Johnson	2	96	48.0	41.5	0	0	59				M. Horan	2	83	41.5	29.5	0	0	44				
											J. Elway	1	18	18.0	18.0	0	0	18				
TOTAL	2	96	48.0	41.5	0	0	59				TOTAL	3	101	33.7	25.7	0	0	44				
PUNT RETURNS	NO	YDS	AVG	FC	LG	TD				PUNT RETURNS	NO	YDS	AVG	FC	LG	TD						
G. McNeil	2	24	12.0	0	17	0				K. Clark	2	13	6.5	0	10	0						
(DOWNED)	1	0	0.0	0	—	0																
RETURNS	2	24	12.0	0	17	0				RETURNS	2	13	6.5	0	10	0						
KICKOFF RETURNS	NO	YDS	AVG	FC	LG	TD				KICKOFF RETURNS	NO	YDS	AVG	FC	LG	TD						
G. McNeil	5	94	18.8	0	28	0				K. Bell	3	43	14.3	0	23	0						
RETURNS	5	94	18.8	0	28	0				RETURNS	3	43	14.3	0	23	0						



N.Y. Giants 39, Denver 20

Sunday, Jan. 25, 1987 • 3:13 p.m. PST • Rose Bowl • Pasadena, Calif.

WEATHER: Sunny, 76°, Wind W 2-5 mph • ATTENDANCE: 101,063 • TIME: 3:25

Super Bowl XXI



The New York Giants broke open a close game with 24 unanswered points to begin the second half, capturing a 39-20 win over the Broncos in Super Bowl XXI at the Rose Bowl.

The Broncos drove to the Giants' 31-yard line on their opening drive and took a 3-0 lead when Rich Karlis booted a Super Bowl record-tying 48-yard field goal. New York answered with a 78-yard scoring drive that culminated with a 6-yard touchdown pass from Phil Simms to Zeke Mowatt.

Midway through the first quarter, Elway scored the team's first touchdown from four yards out on a quarterback draw to give Denver a 10-7 lead. The Giants' next drive stalled, and the Broncos got the ball back at the 14-minute mark of the second quarter. On the third play of the drive, on third-and-18, Elway unleashed a 54-yard bomb to Vance Johnson, giving the Broncos a first down at the Giants' 28. Seven plays later, Denver had a first-and-goal at the New York 1 but failed to score in three plays and Karlis was wide right on a 23-yard field goal attempt.

Denver's defense stifled the next Giants drive at the New York 47, and after a punt, the Broncos got the ball back on their own 15. Controversy entered the game when, on second-and-12, Elway threw an apparent completion for a first down to Clarence Kay. The pass was ruled incomplete, a call that was upheld after review of the television replay. On the next play, Giants defensive end George Martin sacked Elway in the end zone for a safety to pull New York within a point of Denver at 10-9. The Denver defense held again, giving it the ball at its own 37. The Broncos drove down to New York's 16-yard-line, but Karlis was wide right on a 34-yard field goal attempt with 13 seconds left in the half.

New York scored on all three third-quarter drives and outgained Denver in the period 163 yards to 2. With the score at 26-10, the Giants mounted a scoring drive on their first possession of the fourth quarter, and they went ahead 33-10 after Phil McConkey caught a deflected pass in the end zone for Simms' third touchdown strike of the day. Denver got the ball back at its own 16 and Elway moved the squad to the New York 10 as Karlis kicked a 28-yard field goal to make the score 33-13. The Giants took only five plays to move 46 yards for their next touchdown, a 2-yard run by Ottis Anderson that made the score 39-13. Elway took Denver down the field again and hit Vance Johnson for a 47-yard touchdown pass for the game's final points at 12:54.

OFFICIALS:

Referee — Jerry Markbreit (9); **Umpire** — Bob Boylston (101); **Line Judge** — Bob Beeks (59); **Side Judge** — Gil Mace (90); **Head Linesman** — Terry Gierke (72); **Back Judge** — Jim Poole (92); **Field Judge** — Pat Mallette (82).

		1	2	3	4	OT	TOTAL		
VISITOR	Denver Broncos	10	0	0	10	—	20	FIELD GOALS (made /) & missed)	
HOME	New York Giants	7	2	17	13	—	39	R. Karlis (48) 23WR 34WR (28)	
								R. Allegre (21)	
Team	Qtr	Clock Time	PLAY DESCRIPTION (Extra Point) (Drive Info)				SCORE		
							Visitor	Home	
BRONCOS	1	4:09	R. Karlis 48 yd. Field Goal (8-45, 4:09)				3	0	
GIANTS	1	9:33	Z. Mowatt 6 yd. pass from P. Simms (R. Allegre, kick) (9-78, 5:24)				3	7	
BRONCOS	1	12:54	J. Elway 4 yd. run (R. Karlis, kick) (6-58, 3:21)				10	7	
GIANTS	2	12:14	Safety—J. Elway sacked by G. Martin in end zone (3- (-)15, 0:47)				10	9	
GIANTS	3	4:52	M. Bavaro 13 yd. pass from P. Simms (R. Allegre, kick) (8-63, 4:52)				10	16	
GIANTS	3	11:06	R. Allegre 21 yd. Field Goal (9-32, 5:07)				10	19	
GIANTS	3	14:36	J. Morris 1 yd. run (R. Allegre, kick) (5-68, 2:14)				10	26	
GIANTS	4	4:04	P. McConkey 6 yd. pass from P. Simms (R. Allegre, kick) (6-52, 3:50)				10	33	
BRONCOS	4	8:59	R. Karlis 28 yd. Field Goal (13-73, 4:55)				13	33	
GIANTS	4	10:42	O. Anderson 2 yd. run (kick wide) (5-46, 2:43)				13	39	
BRONCOS	4	12:54	V. Johnson 47 yd. pass from J. Elway (R. Karlis, kick) (5-69, 1:12)				20	39	

DENVER BRONCOS

OFFENSE			DEFENSE		
WR	82	V. Johnson	LE	61	A. Townsend
LT	70	D. Studdard	NT	71	G. Kragen
LG	54	K. Bishop	RE	75	R. Jones
C	64	B. Bryan	LOLB	50	J. Ryan
RG	63	M. Cooper	LILB	77	K. Mecklenburg
RT	76	K. Lanier	RILB	98	R. Hunley
TE	88	C. Kay	ROLB	57	T. Jackson
WR	81	S. Watson	LCB	20	L. Wright
QB	7	J. Elway	RCB	31	M. Harden
RB	23	S. Winder	SS	49	D. Smith
RB	47	G. Willhite	FS	43	S. Foley

BRONCOS SUBSTITUTIONS: P 2 M. Horan, K 3 R. Karlis, QB 8 G. Kubiak, S 22 T. Lilly, RB 30 S. Sewell, RB 33 G. Lang, RB 35 K. Bell, S 36 M. Haynes, CB 45 S. Wilson, DB 48 R. Robbins, LB 52 K. Woodward, LB 55 R. Dennison, LB 59 D. Comeaux, G 62 M. Freeman, NT 69 T. Colorito, DE 73 S. Fletcher, T 74 D. Remsberg, WR 80 M. Jackson, WR 84 C. Sampson, TE 85 J. Hackett, RB 87 B. Micho, TE 89 O. Mobley, DE 90 F. Gilbert.

NEW YORK GIANTS

OFFENSE			DEFENSE		
WR	86	L. Manuel	LE	75	G. Martin
LT	60	B. Benson	NT	64	J. Burt
LG	67	B. Ard	RE	70	L. Marshall
C	65	B. Oates	LOLB	58	C. Banks
RG	61	C. Godfrey	LILB	55	G. Reasons
RT	63	K. Nelson	RILB	53	H. Carson
TE	89	M. Bavaro	ROLB	56	L. Taylor
WR	81	S. Robinson	LCB	34	E. Patterson
QB	11	P. Simms	RCB	23	P. Williams
RB	20	J. Morris	SS	48	K. Hill
RB	44	M. Carthon	FS	27	H. Welch

GIANTS SUBSTITUTIONS: K 2 R. Allegre, P 5 S. Landeta, QB 17 J. Rutledge, RB 22 L. Rouson, RB 24 O. Anderson, CB 25 M. Collins, S 28 T. Flynn, RB 30 T. Galbreath, S 46 G. Lasker, LB 51 R. Jones, LB 52 P. Johnson, LB 54 A. Headen, LB 57 B. Hunt, C 59 B. Johnston, T 66 W. Roberts, G 68 D. Johnson, DT 74 E. Howard, DE 77 E. Dorsey, DT 78 J. Sally, WR 80 P. McConkey, TE 84 Z. Mowatt, WR 87 S. Miller, WR 88 B. Johnson.

FINAL INDIVIDUAL STATISTICS

Denver Broncos											New York Giants										
RUSHING		ATT	YDS	AVG	LG	TD	RUSHING		ATT	YDS	AVG	LG	TD								
J. Elway		6	27	4.5	10	1	J. Morris		20	67	3.3	11	1								
G. Willhite		4	19	4.8	11	0	P. Simms		3	25	8.3	22	0								
S. Sewell		3	4	1.3	12	0	L. Rouson		3	22	7.3	18	0								
G. Lang		2	2	1.0	4	0	T. Galbreath		4	17	4.3	7	0								
S. Winder		4	0	0.0	3	0	M. Carthon		3	4	1.3	2	0								
							O. Anderson		2	1	0.5	2	0								
							J. Rutledge		3	0	0.0	2	0								
TOTAL		19	52	2.7	12	1	TOTAL		38	136	3.6	22	2								
PASSING		ATT	CMP	YDS	TKD/YD	TD	LG	IN	Rtg.	PASSING		ATT	CMP	YDS	TKD/YD	TD	LG	IN	Rtg.		
J. Elway		37	22	304	3/26	1	54	1	83.6	P. Simms		25	22	268	1/5	3	44	0	150.9		
G. Kubiak		4	4	48	1/6	0	23	0	116.7												
TOTAL		41	26	352	4/32	1	54	1	88.7	TOTAL		25	22	268	1/5	3	44	0	150.9		
PASS RECEIVING				NO	YDS	AVG	LG	TD	PASS RECEIVING				NO	YDS	AVG	LG	TD				
V. Johnson				5	121	24.2	54	1	M. Bavaro				4	51	12.8	17	1				
G. Willhite				5	39	7.8	11	0	J. Morris				4	20	5.0	12	0				
S. Winder				4	34	8.5	14	0	M. Carthon				4	13	3.3	7	0				
M. Jackson				3	51	17.0	24	0	S. Robinson				3	62	20.7	36	0				
S. Watson				2	54	27.0	31	0	L. Manuel				3	43	14.3	17	0				
C. Sampson				2	20	10.0	11	0	P. McConkey				2	50	25.0	44	1				
O. Mobley				2	17	8.5	11	0	L. Rouson				1	23	23.0	23	0				
S. Sewell				2	12	6.0	7	0	Z. Mowatt				1	6	6.0	6	1				
G. Lang				1	4	4.0	4	0													
TOTAL				26	352	13.5	54	1	TOTAL				22	268	12.2	44	3				
INTERCEPTIONS				NO	YDS	AVG	LG	TD	INTERCEPTIONS				NO	YDS	AVG	LG	TD				
									E. Patterson				1	-7	-7.0	-7	0				
TOTAL				0	0	0.0	—	0	TOTAL				1	-7	-7.0	-7	0				
PUNTING		NO	YDS	AVG	NET	TB	IN20	LG	PUNTING		NO	YDS	AVG	NET	TB	IN20	LG				
M. Horan		2	82	41.0	28.5	0	0	42	S. Landeta		3	138	46.0	36.3	1	1	59				
TOTAL		2	82	41.0	28.5	0	0	42	TOTAL		3	138	46.0	36.3	1	1	59				
PUNT RETURNS				NO	YDS	AVG	FC	LG	TD	PUNT RETURNS				NO	YDS	AVG	FC	LG	TD		
G. Willhite				1	9	9.0	1	9	0	P. McConkey			1	25	25.0	1	25	0			
(TOUCHBACK)				1	0	0.0	0	—	0												
RETURNS				1	9	9.0	1	9	0	RETURNS				1	25	25.0	1	25	0		
KICKOFF RETURNS				NO	YDS	AVG	FC	LG	TD	KICKOFF RETURNS				NO	YDS	AVG	FC	LG	TD		
K. Bell				3	48	16.0	0	28	0	L. Rouson			3	56	18.7	0	22	0			
G. Lang				2	36	18.0	0	23	0	T. Flynn			1	-3	-3.0	0	0	0			
RETURNS				5	84	16.8	0	28	0	RETURNS				4	53	13.3	0	22	0		
Denver Broncos		Own			Opp.			Out			New York Giants		Own			Opp.			Out		
FUMBLES	Fum	Lost	Rec.	Yds	TD	FF	Rec.	Yds	TD	Bnds	FUMBLES	Fum	Lost	Rec.	Yds	TD	FF	Rec.	Yds	TD	Bnds
J. Elway	1	0	1	0	0	0	0	0	0	0	L. Marshall	0	0	0	0	0	1	0	0	0	0
K. Bell	1	0	0	0	0	0	0	0	0	0	P. Johnson	0	0	0	0	0	1	0	0	0	0
J. Hackett	0	0	1	0	0	0	0	0	0	0											
TOTAL		2	0	2	0	0	0	0	0	0	TOTAL		0	0	0	0	0	2	0	0	0

FINAL TEAM STATISTICS

	BRONCOS		GIANTS			BRONCOS		GIANTS	
TOTAL FIRST DOWNS	23		24		PUNTS Number and Average	2-41		3-46	
By Rushing	5		10		Had Blocked	0		0	
By Passing	16		13		FGs – PATs Had Blocked	0-0		0-0	
By Penalty	2		1		TOTAL RETURN YARDAGE (Not Including Kickoffs)	9		18	
THIRD DOWN EFFICIENCY	7-14-50%		6-12-50%		No. and Yards Punt Returns	1-9		1-25	
FOURTH DOWN EFFICIENCY	0-0-0%		1-2-50%		No. and Yards Kickoff Returns	5-84		4-53	
TOTAL NET YARDS	372		399		No. and Yards Interception Returns	0-0		1(-7)	
Total Offensive Plays (inc. times thrown passing)	64		64		PENALTIES Number and Yards	4-28		6-48	
Average gain per offensive play	5.8		6.2		FUMBLES Number and Lost	2-0		0-0	
NET YARDS RUSHING	52		136		TOUCHDOWNS	2		5	
Total Rushing Plays	19		38		Rushing	1		2	
Average gain per rushing play	2.7		3.6		Passing	1		3	
NET YARDS PASSING	320		263		Returns	0		0	
Times thrown – yards lost attempting to pass	4-32		1-5		EXTRA POINTS Made-Attempts	2-2		4-5	
Gross yards passing	352		268		FIELD GOALS Made-Attempts	2-4		1-11	
PASS ATTEMPTS-COMPLETIONS-HAD INTERCEPTED	41-26-1		25-22-0		SAFETIES	1		0	
Average gain per pass play (inc. # thrown passing)	7.1		10.1		FINAL SCORE	20		39	
					TIME OF POSSESSION	25:21		34:39	



Denver 23, Cleveland 20 OT

Sunday, Jan. 11, 1987 • 12:30 p.m. EST • Cleveland Stadium • Cleveland

WEATHER: Solid Overcast, 30°, Wind NW 14 mph (-5°) • ATTENDANCE: 79,915 • TIME: 3:50

1986 AFC Championship Game

In a game that will forever be remembered as "The Drive," Rich Karlis kicked a 33-yard field goal 5:48 into overtime to give the Broncos a 23-20 victory in the 1986 AFC Championship Game. The game was played at Cleveland Stadium before a crowd of 79,915 fans, who braved a wind-chill of -5 degrees.

Cleveland took a 7-0 lead when Bernie Kosar threw a 6-yard touchdown pass to Herman Fontenot in the first quarter. The Broncos stopped the next two Cleveland drives with interceptions, including the second by Jim Ryan, whose return set up a 19-yard field goal by Karlis to make the score 7-3. Ken Woodard recovered a fumble on Cleveland's next drive, putting the club in position for Gerald Willhite's fourth-down 1-yard touchdown run at 4:24 of the second quarter that gave Denver a 10-7 lead.

Browns kicker Mark Moseley tied the score at 10 with a 29-yard field goal with 20 seconds left in the first half. Denver scored on a 26-yard Rich Karlis field goal 12 minutes into the third quarter, but the Browns responded as Kevin Mack rushed for 34 yards in a 10-play, 76-yard drive that culminated with a 24-yard Moseley field goal that tied the score at 13. After two Denver punts, Kosar's 48-yard touchdown strike to Brian Brennan put Cleveland ahead 20-13 with 5:43 left in the game.

The kickoff rolled to the Denver 2-yard line, where the Broncos and Elway began "The Drive." On the fifth play (second-and-7 from the Broncos' 15), Elway rushed for 11 yards and a first down. He then hit Steve Sewell for a 22-yard gain followed by a 12-yard strike to Steve Watson to give Denver a first down on the Cleveland 40. After an incomplection and an 8-yard sack, Elway threw a 20-yard pass to Mark Jackson, moving the team to the Cleveland 28. An Elway-to-Sewell pass gave the Broncos a first down on the Browns' 14 with 57 seconds left. After an incomplection, Elway ran nine yards to the Cleveland 5-yard line. On the next play, he hit Jackson for a touchdown, and Karlis' extra point tied the score at 20 with 37 seconds left.

The Browns won the coin toss in overtime and elected to receive, but Denver's defense stopped them. Cleveland punted and Willhite returned it to the Broncos' 25, where the Denver offense went to work. On second-and-5, Elway hit Orson Mobley for a 22-yard gain and three plays later threw a 28-yard pass to Watson. With a first down on Cleveland's 22-yard line, the Broncos rushed three times to get to the 15, and on fourth down, Karlis hit the 33-yard game-winning field goal.

OFFICIALS:

Referee — Chuck Heberling (46); **Umpire** — Gordon Wells (89); **Line Judge** — Bill Reynolds (53); **Side Judge** — Gary Lane (120); **Head Linesman** — Ed Marion (26); **Back Judge** — Ben Tompkins (52); **Field Judge** — Johnny Grier (23).

	1	2	3	4	OT	TOTAL	FIELD GOALS (made () & missed)	
VISITOR	Denver Broncos	0	10	3	7	3	23	
HOME	Cleveland Browns	7	3	0	10	0	20	
Team	Qtr	Clock Time	PLAY DESCRIPTION (Extra Point) (Drive Info)				SCORE	
			Visitor	Home				
BROWNS	1	9:41	H. Fontenot 6 yd. pass from B. Kosar (M. Moseley, kick) (14-86, 7:18)				0	7
BRONCOS	2	2:53	R. Karlis 19 yd. Field Goal (4-8, 0:54)				3	7
BRONCOS	2	4:24	G. Willhite 1 yd. run (R. Karlis, kick) (5-37, 1:05)				10	7
BROWNS	2	14:40	M. Moseley 29 yd. Field Goal (9-53, 4:01)				10	10
BRONCOS	3	12:10	R. Karlis 26 yd. Field Goal (11-61, 4:28)				13	10
BROWNS	4	2:22	M. Moseley 24 yd. Field Goal (10-76, 5:01)				13	13
BROWNS	4	9:17	B. Brennan 48 yd. pass from B. Kosar (M. Moseley, kick) (3-52, 0:57)				13	20
BRONCOS	4	14:23	M. Jackson 5 yd. pass from J. Elway (R. Karlis, kick) (15-98, 4:55)				20	20
BRONCOS	5	5:48	R. Karlis 33 yd. Field Goal (9-60, 5:07)				23	20

DENVER BRONCOS

OFFENSE			DEFENSE		
WR	82	V. Johnson	LE	75	R. Jones
LT	70	D. Studdard	NT	71	G. Kragen
LG	54	K. Bishop	RE	61	A. Townsend
C	64	B. Bryan	LOLB	50	J. Ryan
RG	63	M. Cooper	LILB	77	K. Mecklenburg
RT	76	K. Lanier	RILB	98	R. Hunley
TE	85	J. Hackett	ROLB	57	T. Jackson
WR	81	S. Watson	LCB	20	L. Wright
QB	7	J. Elway	RCB	31	M. Harden
RB	23	S. Winder	SS	49	D. Smith
TE	89	O. Mobley	FS	43	S. Foley

BRONCOS SUBSTITUTIONS: P 2 M. Horan, K 3 R. Karlis, QB 8 G. Kubiak, S 22 T. Lilly, RB 30 S. Sewell, RB 33 G. Lang, RB 35 K. Bell, CB 45 S. Wilson, RB 47 G. Willhite, S 48 R. Robbins, LB 52 K. Woodard, LB 55 R. Dennison, LB 59 D. Comeaux, G 62 M. Freeman, NT 69 T. Colorito, DE 73 S. Fletcher, T 74 D. Remsberg, WR 80 M. Jackson, WR 84 C. Sampson, WR 87 B. Micho, TE 88 C. Kay, DE 90 F. Gilbert. **DID NOT PLAY:** CB 36 M. Haynes.

CLEVELAND BROWNS

OFFENSE			DEFENSE		
WR	88	R. Langhorne	LE	96	R. Camp
LT	77	R. Bolden	NT	79	B. Golic
LG	74	P. Farren	RE	78	C. Hairston
C	61	M. Baab	LOLB	56	C. Banks
RG	69	D. Fike	LILB	51	E. Johnson
RT	63	C. Risien	RILB	53	A. Griggs
TE	82	O. Newsome	ROLB	57	C. Matthews
WR	84	W. Slaughter	LCB	31	F. Minnifield
QB	19	B. Kosar	RCB	29	H. Dixon
RB	44	E. Byner	SS	24	R. Ellis
FB	34	K. Mack	FS	37	C. Rockins

BROWNS SUBSTITUTIONS: K 3 M. Mosley, P 7 J. Gossett, S 22 F. Wright, CB 23 M. Harper, S 27 A. Gross, RB 28 H. Fontenot, RB 39 M. Everett, CB 48 D. Hoggard, LB 50 B. Van Pelt, LB 58 S. Nicholas, LB 59 M. Johnson, G 62 G. Lilja, G 70 L. Williams, NT 72 D. Puzzuoli, TE 81 H. Holt, WR 85 C. Weathers, WR 86 B. Brennan, TE 87 T. Tucker, WR 89 G. McNeil, DE 91 S. Clancy. **DID NOT PLAY:** QB 10 M. Pagle, RB 33 C. Dickey.

FINAL INDIVIDUAL STATISTICS

Denver Broncos											Cleveland Browns												
RUSHING		ATT	YDS	AVG	LG	TD	RUSHING		ATT	YDS	AVG	LG	TD										
S. Winder		26	83	3.2	9	0	K. Mack		26	94	3.6	15	0										
J. Elway		4	56	14.0	34	0	B. Kosar		4	3	0.8	3	0										
G. Lang		3	9	3.0	4	0	H. Fontenot		3	3	1.0	4	0										
S. Sewell		1	1	1.0	1	0																	
G. Willhite		3	0	0.0	2	1																	
TOTAL		37	149	4.0	34	1	TOTAL		33	100	3.0	15	0										
PASSING		ATT	CMP	YDS	TKD/YD	TD	LG	IN	Rtg.	PASSING		ATT	CMP	YDS	TKD/YD	TD	LG	IN	Rtg.				
J. Elway		38	22	244	2/19	1	28	1	74.9	B. Kosar		32	18	259	1/3	2	48t	2	77.5				
TOTAL		38	22	244	2/19	1	28	1	74.9	TOTAL		32	18	259	1/3	2	48t	2	77.5				
PASS RECEIVING		NO		YDS	AVG	LG	TD	PASS RECEIVING		NO		YDS	AVG	LG	TD								
S. Watson		3		55	18.3	28	0	H. Fontenot		7		66	9.4	24	1								
S. Sewell		3		47	15.7	22	0	B. Brennan		4		72	18.0	48t	1								
O. Mobley		3		36	12.0	22	0	R. Langhorne		2		35	17.5	22	0								
V. Johnson		3		25	8.3	14	0	K. Mack		2		20	10.0	12	0								
M. Jackson		2		25	12.5	20	1	C. Weathers		1		42	42.0	42	0								
C. Kay		2		23	11.5	15	0	W. Slaughter		1		20	20.0	20	0								
G. Willhite		2		20	10.0	16	0	E. Byner		1		4	4.0	4	0								
S. Winder		2		2	1.0	5	0																
C. Sampson		1		10	10.0	10	0																
G. Lang		1		1	1.0	1	0																
TOTAL		22		244	11.1	28	1	TOTAL		18		259	14.4	48t	2								
INTERCEPTIONS		NO		YDS	AVG	LG	TD	INTERCEPTIONS		NO		YDS	AVG	LG	TD								
J. Ryan		1		26	26.0	26	0	M. Harper		1		0	0.0	0	0								
R. Hunley		1		14	14.0	14	0																
TOTAL		2		40	20.0	26	0	TOTAL		1		0	0.0	0	0								
PUNTING		NO	YDS	AVG	NET	TB	IN20	LG	PUNTING		NO	YDS	AVG	NET	TB	IN20	LG						
M. Horan		6	244	40.7	34.5	0	1	48	J. Gossett		6	259	43.2	38.2	1	2	58						
J. Elway		1	19	19.0	19.0	0	1	19															
TOTAL		7	263	37.6	32.3	0	2	48	TOTAL		6	259	43.2	38.2	1	2	58						
PUNT RETURNS		NO	YDS	AVG	FC	LG	TD	PUNT RETURNS		NO	YDS	AVG	FC	LG	TD								
G. Willhite		3	10	3.3	1	4	0	G. McNeil		3	37	12.3	1	18	0								
TOTAL		3	10	3.3	1	4	0	TOTAL		3	37	12.3	1	18	0								
KICKOFF RETURNS		NO	YDS	AVG	FC	LG	TD	KICKOFF RETURNS		NO	YDS	AVG	FC	LG	TD								
G. Lang		2	14	7.0	0	14	0	H. Fontenot		2	25	12.5	0	14	0								
K. Bell		2	10	5.0	0	10	0	G. McNeil		4	80	40.0	0	30	0								
M. Freeman		1	9	9.0	0	9	0																
TOTAL		5	33	6.6	0	14	0	TOTAL		6	105	17.5	0	30	0								
Denver Broncos											Cleveland Browns												
FUMBLES		Fum	Lost	Own Rec.	Yds	TD	FF	Rec.	Yds	TD	Out Bnds	FUMBLES		Fum	Lost	Own Rec.	Yds	TD	FF	Rec.	Yds	TD	Out Bnds
K. Woodard		0	0	0	0	0	0	1	0	0	0	K. Mack		2	1	0	0	0	0	0	0	0	0
K. Bell		2	0	2	0	0	0	0	0	0	0	T. Tucker		0	0	1	0	0	0	0	0	0	0
K. Bishop		0	0	0	0	0	1	0	0	0	0	G. McNeil		1	0	0	0	0	0	0	0	0	0
												C. Rockins		0	0	1	0	0	0	0	0	0	0
TOTAL		2	0	2	0	0	1	1	0	0	0	TOTAL		3	1	2	0	0	0	0	0	0	0



Denver 22, New England 17

Sunday, Jan. 4, 1987 • 2 p.m. MST • Mile High Stadium • Denver

WEATHER: Sunny, 65°, Wind S 9 mph • ATTENDANCE: 76,105 • TIME: 3:09

1986 AFC Divisional Playoff Game

Rulon Jones sacked Tony Eason in the end zone for a safety with 1:37 left on the clock to halt the Patriots' final comeback drive and give Denver a 22-17 win in an AFC Divisional Playoff Game in front of 76,105 fans at Mile High Stadium. The playoff victory was the first for the Broncos since the 1977 season.

The two teams traded punts for the first nine minutes of the game before Denver posed the initial scoring threat. Starting at their own 20, the Broncos took four plays to reach the New England 7 behind John Elway completions of 39 and 21 yards. On second-and-goal from the 4, Elway rolled around the left side and was hit just short of the goal line. He was penalized (delay of game) for spiking the ball after the play, and that sent Denver back to the 6. Two plays later, Rich Karlis nailed a 27-yard field goal to give Denver a 3-0 lead.

New England mounted a 7-play, 87-yard drive later in the quarter with Eason hitting Stanley Morgan for a 19-yard touchdown. The Broncos roared right back with a 13-play, 82-yard drive that was punctuated by a 22-yard touchdown run by Elway, giving Denver a 10-7 lead midway through the second quarter. The Patriots tied the score on the last play of the half with a 38-yard Tony Franklin field goal.

Denver received the kickoff to open the second half and proceeded to chew up more than nine minutes off the clock. The Broncos ran the ball 11 times on the drive, which stalled on the Patriots' 5. Karlis' 22-yard field goal put Denver up 13-10.

Five plays into the next New England drive, the Patriots took a page out of Dan Reeves' bag of tricks, scoring on a flea-flicker that ended with a 45-yard touchdown pass from Eason to Morgan to give New England its first lead of the game at 17-13. Denver jumped right back on top, traveling 86 yards in six plays to score on a 48-yard Elway-to-Vance Johnson pass on the last play of the third quarter.

The two teams both punted three times in the fourth quarter, and the last one, a Mike Horan punt of 54 yards, backed New England to its own 10. On first down, Eason dropped back to pass but was sacked for a safety by Jones. Denver recovered the onside free kick and held on to the ball and the win.

Elway completed 13-of-32 passes for 257 yards with one touchdown, and Sammy Winder rushed for 102 yards on 19 carries. Johnson led the Broncos with 89 yards receiving.

OFFICIALS:

Referee — Jerry Seeman (70); Umpire — Rex Stuart (103); Line Judge — Ray Dodez (74); Side Judge — Bob Rice (80); Head Linesman — Burl Toler (37); Back Judge — Jim Poole (92); Field Judge — Ron Spittler (119).

	1	2	3	4	OT	TOTAL	FIELD GOALS (made /) & missed)
VISITOR	New England Patriots	0	10	7	0	17	T. Franklin (38)
HOME	Denver Broncos	3	7	10	2	22	R. Karlis (27) (22)

Team	Qtr	Clock Time	PLAY DESCRIPTION (Extra Point) (Drive Info)	SCORE Visitor	Home
BRONCOS	1	12:12	R. Karlis 27 yd. Field Goal (8-71, 3:07)	0	3
PATRIOTS	2	0:56	S. Morgan 19 yd. pass from T. Eason (T. Franklin, kick) (7-87, 2:24)	7	3
BRONCOS	2	7:18	J. Elway 22 yd. run (R. Karlis, kick) (13-82, 6:22)	7	10
PATRIOTS	2	14:58	T. Franklin 38 yd. Field Goal (5-8, 0:56)	10	10
BRONCOS	3	9:10	R. Karlis 22 yd. Field Goal (15-80, 9:10)	10	13
PATRIOTS	3	12:10	S. Morgan 45 yd. pass from T. Eason (T. Franklin, kick) (5-78, 3:00)	17	13
BRONCOS	3	15:00	V. Johnson 48 yd. pass from J. Elway (R. Karlis, kick) (6-86, 2:50)	17	20
BRONCOS	4	13:23	Safety—T. Eason tackled in end zone by R. Jones	17	22

DENVER BRONCOS

OFFENSE	DEFENSE
WR 82 V. Johnson	LE 75 R. Jones
LT 70 D. Studdard	NT 71 G. Kragen
LG 54 K. Bishop	RE 61 A. Townsend
C 64 B. Bryan	LOLB 50 J. Ryan
RG 60 P. Howard	LILB 77 K. Mecklenburg
RT 76 K. Lanier	RILB 98 R. Hunley
TE 85 J. Hackett	ROLB 57 T. Jackson
WR 81 S. Watson	LCB 20 L. Wright
QB 7 J. Elway	FS 43 S. Foley
RB 23 S. Winder	SS 48 R. Robbins
TE 89 O. Mobley	RCB 31 M. Harden

BRONCOS SUBSTITUTIONS: P 2 M. Horan, K 3 R. Karlis, QB 8 G. Kubiak, S 22 T. Lilly, RB 30 S. Sewell, RB 33 G. Lang, RB 35 K. Bell, CB 36 M. Haynes, CB 45 S. Wilson, RB 47 G. Willhite, LB 52 K. Woodard, LB 55 R. Dennison, LB 59 D. Comeaux, G 62 M. Freeman, G 63 M. Cooper, NT 69 T. Colorito, DE 73 S. Fletcher, T 74 D. Remsburg, WR 80 M. Jackson, WR 84 C. Sampson, WR 87 B. Micho, DE 90 F. Gilbert. **DID NOT PLAY:** S 49 D. Smith.

NEW ENGLAND PATRIOTS

OFFENSE	DEFENSE
WR 86 S. Morgan	LE 96 B. Williams
LT 76 B. Holloway	NT 90 T. Williams
LG 66 P. Fairchild	RE 60 G. Veris
C 58 P. Brock	LOLB 56 A. Tippett
RG 61 R. Wooten	LILB 52 J. Rembert
RT 68 D. Haley	RILB 50 L. McGrew
TE 48 G. Baty	ROLB 55 D. Blackmon
WR 80 I. Fryar	LCB 43 E. Gibson
QB 11 T. Eason	FS 31 F. Marion
FB 30 M. Tatupu	SS 38 R. James
HB 33 T. Collins	RCB 26 R. Clayborn

PATRIOTS SUBSTITUTIONS: K 1 T. Franklin, P 3 R. Camarillo, RB 21 R. Dupard, DB 22 E. Profit, CB 23 R. McSwain, RB 27 G. Hawthorne, S 28 J. Bowman, RB 32 C. James, LB 59 S. Doig, T 62 B. Bain, C 64 T. Matich, C 75 G. Morris, WR 81 S. Starring, WR 82 D. Williams, WR 83 C. Jones, TE 88 W. Scott, NT 65 M. Ruth, LB 95 E. Reynolds, DE 97 M. Hodge, NT 98 D. Owens. **DID NOT PLAY:** QB 12 T. Ramsey, QB 14 S. Grogan, DB 42 R. Lippett.

FINAL INDIVIDUAL STATISTICS

New England Patriots													Denver Broncos												
RUSHING	ATT	YDS	AVG	LG	TD	RUSHING	ATT	YDS	AVG	LG	TD														
T. Collins	5	46	9.2	23	0	S. Winder	19	102	5.4	16	0														
C. James	10	31	3.1	17	0	G. Lang	11	44	4.0	14	0														
T. Eason	2	23	11.5	13	0	J. Elway	5	18	3.6	22t	1														
R. Dupard	5	18	3.6	8	0	K. Bell	2	12	6.0	8	0														
G. Hawthorne	1	5	5.0	5	0	S. Sewell	2	8	4.0	8	0														
I. Fryar	1	-2	-2.0	-2	0	G. Willhite	3	4	1.3	3	0														
TOTAL	24	121	5.0	23	0	TOTAL	42	188	4.5	22t	1														

PASSING	ATT	CMP	YDS	TD	LG	INT	Rtg.	PASSING	ATT	CMP	YDS	TD	LG	INT	Rtg.
T. Eason	24	13	194	6/44	2	45t	0	J. Elway	32	13	257	1/4	1	49	2
TOTAL	24	13	194	6/44	2	45t	0	TOTAL	32	13	257	1/4	1	49	2

PASS RECEIVING	NO	YDS	AVG	LG	TD	PASS RECEIVING	NO	YDS	AVG	LG	TD
T. Collins	4	46	11.5	20	0	V. Johnson	4	89	22.3	48t	1
S. Morgan	3	100	33.3	45t	2	S. Sewell	3	41	13.7	39	0
G. Baty	3	31	10.3	13	0	O. Mobley	2	69	34.5	49	0
I. Fryar	2	11	5.5	7	0	S. Watson	1	21	21.0	21	0
G. Hawthorne	1	6	6.0	6	0	B. Micho	1	20	20.0	20	0
						S. Winder	1	16	16.0	16	0
						G. Lang	1	1	1.0	1	0
TOTAL	13	194	14.9	45t	2	TOTAL	13	257	19.8	49	1

INTERCEPTIONS	NO	YDS	AVG	LG	TD	INTERCEPTIONS	NO	YDS	AVG	LG	TD
R. McSwain	1	2	2.0	2	0						
J. Rembert	1	0	0.0	0	0						
TOTAL	2	2	1.0	2	0	TOTAL	0	0	0.0	—	0

PUNTING	NO	YDS	AVG	NET	TB	IN20	LG	PUNTING	NO	YDS	AVG	NET	TB	IN20	LG
R. Camarillo	9	452	50.2	41.9	2	0	60	M. Horan	5	245	49.0	42.4	1	3	54
								J. Elway	1	31	31.0	11.0	1	1	31
TOTAL	9	452	50.2	41.9	2	0	60	Total	6	276	46.0	34.2	2	4	54

PUNT RETURNS	NO	YDS	AVG	FC	LG	TD	PUNT RETURNS	NO	YDS	AVG	FC	LG	TD
I. Fryar	2	13	6.5	0	9	0	G. Willhite	1	9	9.0	1	9	0
							V. Johnson	3	26	8.7	0	13	0
RETURNS	2	13	6.5	0	9	0	RETURNS	4	35	8.8	1	13	0

KICKOFF RETURNS	NO	YDS	AVG	FC	LG	TD	KICKOFF RETURNS	NO	YDS	AVG	FC	LG	TD
S. Starring	2	31	15.5	0	21	0	G. Lang	1	21	21.0	0	21	0
							K. Bell	3	63	21.0	0	35	0
RETURNS	2	31	15.5	0	21	0	Returns	4	84	21.0	0	35	0

New England Patriots	Own	Opp.	Out	Denver Broncos	Own	Opp.	Out										
FUMBLES	Fum	Lost	Rec.	Yds	TD	FF	Rec.	Yds	TD	Bnds	FUMBLES	Fum	Lost	Rec.	Yds	TD	Bnds
T. Eason	1	0	0	0	0	0	0	0	0	0	T. Eason	1	0	0	0	0	0
P. Brock	0	0	1	0	0	0	0	0	0	0	P. Brock	0	0	1	0	0	0
TOTAL	1	0	1	0	0	0	0	0	0	0	TOTAL	0	0	0	0	0	0

FINAL TEAM STATISTICS

PATRIOTS			BRONCOS			PATRIOTS			BRONCOS		
TOTAL FIRST DOWNS	12	23	PUNTS Number and Average			9-50	6-46				
By Rushing	6	12	Had Blocked			0	0				
By Passing	13	9	FGs – PATs Had Blocked			0-0	0-0				
By Penalty	0	2	TOTAL RETURN YARDAGE (Not Including Kickoffs)			15	35				
THIRD DOWN EFFICIENCY	2-12-17%	5-15-33%	No. and Yards Punt Returns			2-13	4-35				
FOURTH DOWN EFFICIENCY	0-0-0%	0-0-0%	No. and Yards Kickoff Returns			2-31	4-84				
TOTAL NET YARDS	271	441	No. and Yards Interception Returns			2-2	0-0				
Total Offensive Plays (inc. times thrown passing)	54	75	PENALTIES Number and Yards			5-45	3-20				
Average gain per offensive play	5.0	5.9	FUMBLES Number and Lost			1-0	0-0				
NET YARDS RUSHING	121	188	TOUCHDOWNS			2	2				
Total Rushing Plays	24	42	Rushing			0	1				
Average gain per rushing play	5.0	4.5	Passing			2	1				
NET YARDS PASSING	150	253	Returns			0	0				
Times thrown – yards lost attempting to pass	6-44	1-4	EXTRA POINTS Made-Attempts			2-2	2-2				
Gross yards passing	194	257	FIELD GOALS Made-Attempts			1-1	2-2				
PASS ATTEMPTS-COMPLETIONS-HAD INTERCEPTED	24-13-0	32-13-2	SAFETIES			1	0				
Average gain per pass play (inc. # thrown passing)	5.0	7.7	FINAL SCORE			17	22				
			TIME OF POSSESSION			24:31	35:29				



Seattle 31, Denver 7

Saturday, Dec. 24, 1983 • 1 p.m. PST • Kingdome • Seattle

WEATHER: Indoors • ATTENDANCE: 60,752 • TIME: 2:53

1983 AFC Wild Card Playoff Game

Seattle broke open a close contest with two second-half Dave Krieg touchdown passes as the Seahawks beat Denver 31-7 in an AFC Wild Card Playoff Game in front of 60,752 fans at the Kingdome.

It didn't take the Seahawks long to get on the scoreboard as they traveled 62 yards in eight plays on their first offensive possession for a touchdown. Quarterback Dave Krieg hit Steve Largent on a 17-yard pass for a 7-0 lead with less than five minutes gone in the first quarter.

Later that quarter, Denver came back to tie the score after it mounted a 9-play, 76-yard touchdown drive. The score came on a 13-yard pass from Steve DeBerg to Jesse Myles.

Denver looked poised to take the lead in the game, but Seattle cornerback Kerry Justin intercepted a DeBerg pass on the Broncos' next drive to end the threat. Seattle drove to Denver's 20-yard line and Norm Johnson converted a 37-yard field goal.

On its next possession, Denver drove to the Seattle 4-yard line, but a fumble by running back Gerald Willhite was recovered by Seattle safety Paul Moyer, and the Seahawks were able to run out the clock and hold on to their 10-7 lead.

The second half belonged to the Seahawks as Krieg passed for two more touchdowns and fullback David Hughes ran for another, making the final score 31-7.

In the third quarter, Seattle travelled 73 yards on five plays and scored on Krieg's second touchdown pass of the game that went to tight end Pete Metzelaars.

Krieg threw his third touchdown pass of the game early in the fourth quarter to give Seattle a 24-7 lead. He hit wide receiver Paul Johns on an 18-yard touchdown strike, which capped a 9-play, 61-yard drive.

The Seahawks' final points came late in the fourth quarter with Hughes scoring on a 2-yard run.

Despite racking up 360 total yards of offense in the game, Denver could not keep up with Seattle on the scoreboard. Three turnovers—interceptions by DeBerg and John Elway along with a fumble by Willhite—proved to be the difference in the game. DeBerg ended the game with 131 yards on 14-of-19 passing, and Elway added 123 yards on 10-of-15 passing in his first career postseason game.

Krieg completed 12-of-13 passes for 200 yards with three touchdowns and posted a perfect 158.3 passer rating.

OFFICIALS:

Referee — Red Cashion (43); **Umpire** — John Keck (67); **Line Judge** — Dick McKenzie (41); **Side Judge** — Gil Mace (90); **Head Linesman** — Sid Semon (109); **Back Judge** — Don Wedge (28); **Field Judge** — Bob Wortman (84).

		1	2	3	4	OT	TOTAL	FIELD GOALS (made () & missed)
VISITOR	Denver Broncos	7	0	0	0	—	7	
HOME	Seattle Seahawks	7	3	7	14	—	31	N. Johnson (37)
Team	Qtr	Clock Time	PLAY DESCRIPTION (Extra Point) (Drive Info)				SCORE	
			Visitor	Home				
SEAHAWKS	1	4:42	S. Largent 17 yd. pass from D. Krieg (N. Johnson, kick) (8-62, 4:33)				0	7
BRONCOS	1	11:22	J. Myles 13 yd. pass from S. DeBerg (R. Karlis, kick) (9-76, 4:08)				7	7
SEAHAWKS	2	5:35	N. Johnson 37 yd. Field Goal (9-32, 4:33)				7	10
SEAHAWKS	3	7:02	P. Metzelaars 5 yd. pass from D. Krieg (N. Johnson, kick) (5-73, 3:19)				7	17
SEAHAWKS	4	0:04	P. Johns 18 yd. pass from D. Krieg (N. Johnson, kick) (9-61, 4:17)				7	24
SEAHAWKS	4	5:26	D. Hughes 2 yd. run (N. Johnson, kick) (9-64, 4:43)				7	31

DENVER BRONCOS

OFFENSE

WR 84 C. Sampson
LT 70 D. Studdard
LG 54 K. Bishop
C 64 B. Bryan
RG 60 P. Howard
RT 76 K. Lanier
TE 85 R. Egloff
WR 81 S. Watson
QB 17 S. DeBerg
RB 23 S. Winder
FB 34 N. Poole

DEFENSE

LE 79 B. Chavous
NT 68 R. Carter
RE 75 R. Jones
LOLB 50 J. Ryan
RT 72 D. Latimer
RILB 53 R. Gradishar
ROLB 57 T. Jackson
LCB 20 L. Wright
RCB 31 M. Harden
SS 49 D. Smith
FS 43 S. Foley

BRONCOS SUBSTITUTIONS: K 3 R. Karlis, QB 7 J. Elway, P 11 L. Prestridge, CB 21 M. Dupree, DB 28 R. Jackson, S 29 W. Myers, DB 37 S. Trimble, RB 39 J. Myles, CB 45 S. Wilson, HB 46 D. Preston, RB 47 G. Willhite, LB 52 K. Woodard, LB 55 R. Dennison, LB 58 S. Busick, LB 59 D. Comeaux, G 62 T. Glasic, G 63 M. Cooper, DE 65 W. Bowyer, DE 66 B. Manor, T 67 K. Uecker, T 74 J. Baker, LB 77 K. Mecklenburg, DE 78 R. Stachowski, WR 82 Z. Thomas, TE 83 J. Sawyer, TE 88 R. Odoms. **DID NOT PLAY:** QB 8 G. Kubiak.

SEATTLE SEAHAWKS

OFFENSE

TE 88 P. Metzelaars
LT 64 R. Essink
LG 65 E. Bailey
C 59 B. Bush
RG 61 R. Pratt
RT 76 S. August
TE 87 C. Young
WR 80 S. Largent
QB 17 D. Krieg
RB 28 C. Warner
FB 32 C. Bryant

DEFENSE

LE 79 J. Green
NT 72 J. Nash
RE 77 J. Bryant
LOLB 58 B. Scholtz
RILB 52 K. Butler
ROLB 56 G. Gaines
LCB 26 K. Justin
RCB 22 D. Brown
SS 45 K. Easley
FS 44 J. Harris

SEAHAWKS SUBSTITUTIONS: P 8 J. West, K 9 N. Johnson, QB 10 J. Zorn, S 21 P. Moyer, CB 27 G. Johnson, WR 29 H. Jackson, RB 31 Z. Dixon, FB 33 D. Doormink, S 35 D. Dufek, RB 37 E. Lane, CB 42 K. Simpson, FB 46 D. Hughes, LB 51 S. Merriman, LB 57 S. Robinson, LB 63 M. Hicks, G 66 B. Dugan, DE 70 D. Irvin, DT 74 M. Tuiaosopolo, WR 83 C. Castor, DE 84 S. Clancy, WR 85 P. Johns, TE 86 M. Tice, WR 89 B. Walker. **DID NOT PLAY:** WR 55 M. Jackson, C 62 K. Kauahi, G 67 R. McKenzie, T 69 M. Hernandez.

FINAL INDIVIDUAL STATISTICS

Denver Broncos													Seattle Seahawks																				
RUSHING	ATT	YDS	AVG	LG	TD								RUSHING	ATT	YDS	AVG	LG	TD															
S. Winder	16	59	3.7	35	0								C. Warner	23	99	4.3	15	0															
N. Poole	7	25	3.6	7	0								D. Hughes	3	16	5.3	9	1															
J. Elway	3	16	5.3	11	0								C. Bryant	5	15	3.0	4	0															
G. Willhite	5	16	3.2	6	0								D. Krieg	3	9	3.0	6	0															
C. Sampson	1	8	8.0	8	0								Z. Dixon	3	4	1.3	5	0															
S. Watson	1	1	1.0	1	0								J. Zorn	1	2	2.0	2	0															
TOTAL	33	125	3.8	35	0								TOTAL	38	145	3.8	15	1															
PASSING	ATT	CMP	YDS	TD	LG	IN	Rtg.						PASSING	ATT	CMP	YDS	TD	LG	IN	Rtg.													
S. DeBerg	19	14	131	2/19	1	22	1	87.8						D. Krieg	13	12	200	2/21	3	41	0	158.3											
J. Elway	15	10	123	0/0	0	31	1	64.0																									
TOTAL	34	24	254	2/19	1	31	2	77.3						TOTAL	13	12	200	2/21	3	41	0	158.3											
PASS RECEIVING	NO	YDS	AVG	LG	TD								PASS RECEIVING	NO	YDS	AVG	LG	TD															
J. Myles	7	73	10.4	18	1								S. Largent	4	76	19.0	34	1															
S. Watson	4	51	12.8	22	0								C. Warner	3	22	7.3	9	0															
N. Poole	4	17	4.3	8	0								P. Johns	2	59	29.5	41	0															
C. Sampson	3	52	17.3	31	0								C. Young	2	38	19.0	28	0															
S. Winder	2	13	6.5	11	0								P. Metzelaars	1	5	5.0	5	1															
Z. Thomas	1	19	19.0	19	0																												
R. Egloff	1	16	16.0	16	0																												
S. Wilson	1	12	12.0	12	0																												
G. Willhite	1	1	1.0	1	0																												
TOTAL	24	254	10.6	31	1								TOTAL	12	200	16.7	41	3															
INTERCEPTIONS	NO	YDS	AVG	LG	TD								INTERCEPTIONS	NO	YDS	AVG	LG	TD															
K. Justin	1	45	45.0	45	0								G. Johnson	1	0	0.0	0	0															
TOTAL	0	0	0.0	—	0								TOTAL	2	45	22.5	45	0															
PUNTING	NO	YDS	AVG	NET	TB	IN20	LG						PUNTING	NO	YDS	AVG	NET	TB	IN20	LG													
L. Prestridge	4	191	47.8	33.3	0	0	49						J. West	3	125	41.7	38.3	0	0	47													
TOTAL	4	191	47.8	33.3	0	0	49						TOTAL	3	125	41.7	38.3	0	0	47													
PUNT RETURNS	NO	YDS	AVG	FC	LG	TD								PUNT RETURNS	NO	YDS	AVG	FC	LG	TD													
Z. Thomas	3	10	3.3	0	6	0								P. Johns	4	58	14.5	0	19	0													
RETURNS	3	10	3.3	0	6	0								RETURNS	4	58	14.5	0	19	0													
KICKOFF RETURNS	NO	YDS	AVG	FC	LG	TD								KICKOFF RETURNS	NO	YDS	AVG	FC	LG	TD													
Z. Thomas	4	81	20.3	0	22	0								Z. Dixon	2	43	21.5	0	31	0													
S. Wilson	2	37	18.5	0	20	0																											
RETURNS	6	118	19.7	0	22	0								RETURNS	2	43	21.5	0	31	0													
Denver Broncos	Own			Opp.			Own			Opp.			Seattle Seahawks	Own			Opp.			Own			Opp.										
FUMBLES	Fum	Lost	Rec.	Yds	TD	FF	Rec.	Yds	TD	Bnds	Fumbles	Fum	Lost	Rec.	Yds	TD	FF	Rec.	Yds	TD	Bnds	Fumbles	Fum	Lost	Rec.	Yds	TD	Bnds					
G. Willhite	1	1	0	0	0	0	0	0	0	0		C. Warner	1	0	0	0	0	0	0	0	0	0		P. Metzelaars	0	0	0	0	0	0	0	0	0
												P. Metzelaars	0	0	1	0	0	0	0	0	0	0		P. Moyer	0	0	0	0	0	0	0	0	0
												P. Moyer	0	0	0	0	0	0	1	0	0	0											
TOTAL	1	1	0	0	0	0	0	0	0	0		TOTAL	1	0	1	0	0	0	1	0	0	0											



Houston 13, Denver 7

Sunday, Dec. 23, 1979 • 3 p.m. CST • Astrodome • Houston

WEATHER: Indoors • ATTENDANCE: 48,776 • TIME: 2:59

1979 AFC Wild Card Playoff Game

Toni Fritsch kicked two field goals to provide the margin of victory as the Houston Oilers played strong second-half defense and defeated the Broncos 13-7 in an AFC Wild Card Playoff Game at the Astrodome in front of 48,776 fans.

Fritsch opened the scoring with a 31-yard first-quarter field goal, which capped an 11-play, 64-yard drive.

Denver came back to take a 7-3 lead later in the first quarter on a 7-yard pass from Craig Morton to running back Dave Preston on an 80-yard drive that took the Broncos 11 plays.

Houston went ahead to stay on a 3-yard burst by Earl Campbell at 14:14 of the second period. The drive amassed 74 yards on nine plays, but Campbell was injured on the scoring play and did not return to action in the second half. Houston took the 10-7 lead into halftime.

Denver linebacker Bob Swenson intercepted a Gifford Nielsen pass at the Oilers' 26-yard line midway through the fourth period. However, two sacks of Morton led to a 50-yard field-goal attempt by Fred Steinfort that hit the upright.

On the ensuing possession, the Oilers drove for a second field goal by Fritsch, this one from 20 yards, providing the final victory margin.

Denver drove to the Houston 27 at the 2-minute mark, but the Oilers' defense again rose to the occasion to stifle the threat and secure the win.

Oilers quarterback Dan Pastorini and wide receiver Ken Burrough left the contest due to injuries, both early in the second half, putting a severe crimp in the Houston attack. But the Broncos were able to move the ball for only 216 yards, and the tenacious Houston defense sacked Morton six times for 40 yards on the afternoon.

Morton finished the game with only 144 yards passing on 14-of-27 attempts with one touchdown and one interception. On the ground, Houston's defense limited the Broncos to just 51 yards by Otis Armstrong and 29 by Larry Canada. Denver also was limited to just 4-of-13 (31%) success on third down and was forced to punt six times in the contest.

Pastorini threw for 147 yards on 8-of-18 passing with an interception. Campbell rushed for 50 yards on 16 carries and Carpenter added 59 yards rushing on 16 carries.

OFFICIALS:

Referee — Gene Barth (14); **Umpire** — Bob Boylston (101); **Line Judge** — Bill Reynolds (53); **Side Judge** — Royal Cathcart (16); **Head Linesman** — Gil Mace (90); **Back Judge** — Jim Kearney (107); **Field Judge** — Bob Lewis (18).

		1	2	3	4	OT	TOTAL	FIELD GOALS (made () & missed)	
VISITOR	Denver Broncos	7	0	0	0	—	7	F. Steinfort	50HU
HOME	Houston Oilers	3	7	0	3	—	13	T. Fritsch	(31) (20)
Team	Qtr	Clock Time	PLAY DESCRIPTION (Extra Point) (Drive Info)				SCORE		
							Visitor	Home	
OILERS	1	4:58	T. Fritsch 31 yd. Field Goal (11-64, 4:59)				0	3	
BRONCOS	1	11:33	D. Preston 7 yd. pass from C. Morton (J. Turner, kick) (11-80, 6:35)				7	3	
OILERS	2	14:14	E. Campbell 3 yd. run (T. Fritsch, kick) (9-74, 1:47)				7	10	
OILERS	4	10:42	T. Fritsch 20 yd. Field Goal (6-17, 3:35)				7	13	

DENVER BRONCOS

OFFENSE			DEFENSE		
WR	80	R. Upchurch	LE	79	B. Chavous
LT	70	D. Studdard	NT	68	R. Carter
LG	62	T. Glassic	RE	66	B. Manor
C	64	B. Bryan	LOLB	51	B. Swenson
RG	60	P. Howard	LILB	59	J. Rizzo
RT	71	C. Minor	RILB	53	R. Gradishar
TE	88	R. Odoms	ROLB	57	T. Jackson
WR	25	H. Moses	LCB	20	L. Wright
QB	7	C. Morton	RCB	43	S. Foley
RB	24	O. Armstrong	SS	36	B. Thompson
RB	32	J. Keyworth	WS	29	B. Jackson

BRONCOS SUBSTITUTIONS: P 11 L. Prestridge, QB 14 N. Weese, K 15 J. Turner, K 19 F. Steinfort, CB 23 C. Pane, RB 30 J. Jensen, RB 35 L. Canada, SS 40 C. West, RB 46 D. Preston, LB 50 J. Ryan, C 55 K. Brown, LB 56 L. Evans, LB 58 R. Nairne, DE 63 J. Grant, G 65 G. Hyde, DT 72 D. Latimer, T 73 K. Clark, WR 81 S. Watson, WR 84 V. Kinney, TE 85 R. Eglloff, TE 88 R. Odoms. **DID NOT PLAY:** QB 12 C. Penrose, S 47 G. Atkinson, DE 78 B. Radford.

HOUSTON OILERS

OFFENSE			DEFENSE		
WR	00	K. Burrough	DE	69	A. Dorris
LT	74	L. Gray	MG	78	C. Culp
LG	58	D. Carter	DE	65	E. Bethae
C	55	C. Mauck	LB	59	T. Washington
RG	60	E. Fisher	LB	54	G. Bingham
RT	70	C. Hayman	LB	53	A. Stringer
TE	86	M. Barber	LB	52	R. Brazile
WR	88	R. Caster	CB	33	J.C. Wilson
QB	7	D. Pastorini	CB	27	G. Stemrick
RB	45	T. Wilson	SS	32	V. Perry
RB	34	E. Campbell	WS	37	M. Reinfeldt

OILERS SUBSTITUTIONS: QB 12 G. Werkens, QB 14 G. Nielsen, K 16 T. Fritsch, P 18 C. Parsley, DB 20 B. Currier, DB 21 C. Jefferson, RB 26 R. Carpenter, DB 36 C. Hartwig, RB 42 B. Clark, RB 47 R. Coleman, LB 50 D. Hunt, LB 51 T. Thompson, LB 63 S. Baumgartner, DT 67 M. Stenerud, G 68 T. Randall, MG 71 K. Kennard, DE 75 J. Baker, T 76 M. Towns, WR 81 J. Groth, WR 82 M. Renfro, WR 85 R. Ellander, TE 87 C. Rucker. **DID NOT PLAY:** G 64 G. Reihner.

FINAL INDIVIDUAL STATISTICS

Denver Broncos											Houston Oilers										
RUSHING											RUSHING										
	ATT	YDS	AVG	LG	TD							ATT	YDS	AVG	LG	TD					
O. Armstrong	12	51	4.3	15	0						R. Carpenter	16	59	3.7	9	0					
L. Canada	4	29	7.2	13	0						E. Campbell	16	50	3.1	9	1					
D. Preston	9	24	2.7	7	0						T. Wilson	8	21	2.6	5	0					
J. Jensen	4	5	1.2	3	0						R. Coleman	2	5	2.5	4	0					
R. Upchurch	1	3	3.0	3	0																
C. Morton	2	0	0.0	0	0																
TOTAL	32	112	3.5	15	0						TOTAL	42	135	3.2	9	1					
TKD/											TKD/										
PASSING	ATT	CMP	YDS	YD	TD	LG	IN	Rtg.			PASSING	ATT	CMP	YDS	YD	TD	LG	IN	Rtg.		
C. Morton	27	14	144	6/40	1	25	1	64.4			D. Pastorini	18	8	149	1/11	0	41	1	50.0		
											G. Nielsen	4	2	9	0/0	0	6	1	16.7		
TOTAL	27	14	144	6/40	1	25	1	64.4			TOTAL	22	10	158	1/11	0	41	2	32.0		
PASS RECEIVING											PASS RECEIVING										
	NO	YDS	AVG	LG	TD							NO	YDS	AVG	LG	TD					
D. Preston	4	40	10.0	12	1						T. Wilson	4	53	13.3	20	0					
H. Moses	3	47	15.7	25	0						R. Carpenter	3	26	8.7	13	0					
O. Armstrong	2	22	11.0	13	0						R. Coleman	1	41	41.0	41	0					
R. Odoms	2	3	1.5	3	0						M. Barber	1	31	31.0	31	0					
R. Eglloff	1	17	17.0	17	0						E. Campbell	1	7	7.0	7	0					
J. Jensen	1	11	11.0	11	0																
L. Canada	1	4	4.0	4	0																
TOTAL	14	144	10.3	25	1						TOTAL	10	158	15.8	41	0					
INTERCEPTIONS											INTERCEPTIONS										
	NO	YDS	AVG	LG	TD							NO	YDS	AVG	LG	TD					
B. Thompson	1	12	12.0	12	0						G. Bingham	1	15	15.0	15	0					
B. Swenson	1	0	0.0	0	0																
TOTAL	2	12	6.0	12	0						TOTAL	1	15	15.0	15	0					
PUNTING											PUNTING										
	NO	YDS	AVG	NET	TB	IN20	LG					NO	YDS	AVG	NET	TB	IN20	LG			
L. Prestridge	6	266	44.4	37.3	0	3	52				C. Parsley	5	216	43.2	38.2	0	3	49			
TOTAL	6	266	44.4	37.3	0	3	52				TOTAL	5	216	43.2	38.2	0	3	49			
PUNT RETURNS											PUNT RETURNS										
	NO	YDS	AVG	FC	LG	TD						NO	YDS	AVG	FC	LG	TD				
R. Upchurch	2	25	12.5	0	17	0					R. Ellender	5	42	8.4	1	17	0				
RETURNS	2	25	12.5	0	17	0					RETURNS	5	42	8.4	1	17	0				
KICKOFF RETURNS											KICKOFF RETURNS										
	NO	YDS	AVG	FC	LG	TD						NO	YDS	AVG	FC	LG	TD				
D. Preston	3	56	18.7	0	22	0					C. Hartwig	1	26	26.0	0	26	0				
R. Upchurch	1	27	27.0	0	27	0															
RETURNS	4	83	20.8	0	27	0					RETURNS	1	26	26.0	0	26	0				
Denver Broncos											Houston Oilers										
FUMBLES	Fum	Lost	Rec.	Yds	TD	FF	Rec.	Yds	TD	Bnds	FUMBLES	Fum	Lost	Rec.	Yds	TD	FF	Rec.	Yds	TD	Bnds
C. Morton	1	0	1	0	0	0	0	0	0	0											
TOTAL	1	0	1	0	0	0	0	0	0	0	TOTAL	0	0	0	0	0	0	0	0	0	0

FINAL TEAM STATISTICS

			BRONCOS		OILERS					BRONCOS		OILERS	
TOTAL FIRST DOWNS			17	15		PUNTS Number and Average			5-45	5-43			
By Rushing			7	8		Had Blocked			0	0			
By Passing			9	6		FGs – PATs Had Blocked			0-0	0-0			
By Penalty			1	1		TOTAL RETURN YARDAGE (Not Including Kickoffs)			37	57			
THIRD DOWN EFFICIENCY			4-13-31%	7-17-40%		No. and Yards Punt Returns			2-25	5-42			
FOURTH DOWN EFFICIENCY			0-1-0%	0-1-0%		No. and Yards Kickoff Returns			4-83	1-26			
TOTAL NET YARDS			216	282		No. and Yards Interception Returns			2-12	1-15			
Total Offensive Plays (inc. times thrown passing)			65	65		PENALTIES Number and Yards			7-70	2-19			
Average gain per offensive play			3.3	4.3		FUMBLES Number and Lost			1-0	0-0			
NET YARDS RUSHING			112	135		TOUCHDOWNS			1	1			
Total Rushing Plays			32	42		Rushing			0	1			
Average gain per rushing play			3.5	3.2		Passing			1	0			
NET YARDS PASSING			104	147		Returns			0	0			
Times thrown – yards lost attempting to pass			6-40	1-11		EXTRA POINTS Made-Attempts			1-1	1-1			
Gross yards passing			144	158		FIELD GOALS Made-Attempts			0-1	2-2			
PASS ATTEMPTS-COMPLETIONS-HAD INTERCEPTED			27-14-1	22-10-2		SAFETIES			0	0			
Average gain per pass play (inc. # thrown passing)			3.1	6.4		FINAL SCORE			7	13			
						TIME OF POSSESSION			27:38	32:22			



Saturday, Dec. 30, 1978 • 2 p.m. MST • Three Rivers Stadium • Pittsburgh

WEATHER: Light Rain, 33°. Wind S 5 mph • **ATTENDANCE:** 48,921 • **TIME:** 3:02

DENVER BRONCOS

The eventual World Champion Steelers limited the Broncos' ground game to just 87 yards and held the offense to just 218 yards. Broncos quarterback Norris Weese finished the game with 118 yards passing on 8-of-16 attempts and was sacked five times. He also was the team's leading rusher, accounting for 43 yards on four carries while Dave Preston was held to 14 yards on four rushes.

OFFICIALS:

Referee — Gene Barth (14); **Umpire** — Gordon Wells (89); **Line Judge** — Bob Beeks (59); **Side Judge** — Royal Cathcart (16); **Head Linesman** — Ed Marion (26); **Back Judge** — John Fouch (45); **Field Judge** — Dick Dolack (31).

		1	2	3	4	OT	TOTAL	FIELD GOALS (made () & missed)		
VISITOR	Denver Broncos	3	7	0	0	—	10	J. Turner (37) 29B		
HOME	Pittsburgh Steelers	6	13	0	14	—	33	R. Gerela (24) (27)		
Team	Qtr	Clock Time	PLAY DESCRIPTION (Extra Point) (Drive Info)				SCORE			
BRONCOS	1	9:10	J. Turner 37 yd. Field Goal (5-6, 3:41)				3	0		
STEELERS	1	12:27	F. Harris 1 yd. run (kick failed) (8-66, 3:17)				3	6		
STEELERS	2	1:36	F. Harris 18 yd. run (R. Gerela, kick) (4-43, 2:05)				3	13		
STEELERS	2	8:54	R. Gerela 24 yd. Field Goal (8-38, 3:20)				3	16		
BRONCOS	2	13:04	D. Preston 3 yd. run (J. Turner, kick) (4-49, 2:00)				10	16		
STEELERS	2	14:53	R. Gerela 27 yd. Field Goal (7-45, 1:49)				10	19		
STEELERS	4	3:29	J. Stallworth 45 yd. pass from T. Bradshaw (R. Gerela, kick) (4-71, 2:14)				10	26		
STEELERS	4	4:03	L. Swann 38 yd. pass from T. Bradshaw (R. Gerela, kick) (2-29, 0:21)				10	33		

OFFENSE

DEFENSE

WR	82	J. Dolbin	LE	79	B. Chavous
LT	71	C. Minor	NT	68	R. Carter
LG	62	T. Glassic	RE	77	L. Alzado
C	64	B. Bryan	LOLB	51	B. Swenson
RG	60	P. Howard	LILB	59	J. Rizzo
RT	76	T. Neville	RILB	53	R. Gradishar
TE	88	R. Odoms	ROLB	57	T. Jackson
WR	25	H. Moses	LC	20	L. Wright
QB	7	C. Morton	RC	43	S. Foley
RB	41	R. Lytle	SS	36	B. Thompson
RB	32	J. Keworth	WS	29	B. Jackson

BRONCOS SUBSTITUTIONS: P 10 B. Dilts, QB 14 N. Weese, K 15 J. Turner, DB 23 C. Pane, DB 27 M. Harvey, RB 33 L. Perrin, RB 35 L. Canada, DB 40 C. West, RB 46. D. Preston, C 50 B. Maples, LB 55 G. Turk, LB 56 L. Evans, LB 58 R. Nairne, DE 63 J. Grant, G 65 G. Hyde, WR 80 R. Upchurch, WR 84 V. Kinney, TE 87 B. Moore. **DID NOT PLAY:** QB 12 C. Penrose, RB 24 O. Armstrong, DE 66 B. Manor, G 67 S. Schindler

PITTSBURGH STEELERS

OFFENSE

DEFENSE

WR	82	J. Stallworth	LE	68	L. Greenwood
LT	55	J. Kolb	LT	75	J. Greene
LG	57	S. Davis	RT	64	S. Furness
C	52	M. Webster	RE	76	J. Banaszak
RG	74	R. Pinney	LLB	59	J. Ham
RT	79	L. Brown	MLB	58	J. Lambert
TE	84	R. Grossman	RLB	56	R. Cole
WR	88	L. Swann	LCB	29	R. Johnson
QB	12	T. Bradshaw	RCB	47	M. Blount
RB	20	R. Bleier	SS	31	D. Shell
RB	32	F. Harris	FS	23	M. Wagner

STEELERS SUBSTITUTIONS: P 5 C. Colquitt, K 10 R. Gerela, QB 15 M. Kruczek, DB 21 T. Dunga, DB 25 R. Oldham, DB 30 L. Anderson, RB 35 J. Delopaine, RB 38 S. Thornton, RB 39 R. Moser, LB 51 L. Toews, LB 53 D. Winston, DE 65 T. Beasley, T 66 T. Petersen, DT 67 G. Dunn, DE 69 F. Anderson, G 72 G. Mullins, G 77 S. Courson, DE 78 D. White, WR 83 T. Bell, WR 86 J. Smith, TE 87 J. Mandich. **DID NOT PLAY:** QB 18 C. Stoudt, TE 89 B. Cunningham.

FINAL INDIVIDUAL STATISTICS

Denver Broncos											Pittsburgh Steelers										
RUSHING		ATT	YDS	AVG	LG	TD	RUSHING		ATT	YDS	AVG	LG	TD								
N. Weese		4	43	10.7	12	0	F. Harris		24	105	4.4	18t	2								
D. Preston		4	14	3.5	10	1	R. Bleier		8	26	3.2	8	0								
J. Keyworth		6	12	2.0	5	0	R. Moser		2	6	3.0	3	0								
R. Lytle		5	6	1.2	4	0	T. Bradshaw		2	4	2.0	4	0								
L. Perrin		6	6	1.0	8	0	S. Thornton		2	4	2.0	3	0								
O. Armstrong		1	3	3.0	3	0	J. Deloplaine		1	4	4.0	4	0								
L. Canada		1	3	3.0	3	0	J. Smith		1	4	4.0	4	0								
TOTAL		27	87	3.2	12	1	TOTAL		40	153	3.8	18t	2								
PASSING		ATT	CMP	YDS	TD	LG	INT.	PASSING		ATT	CMP	YDS	TD	LG	INT.	Rtg.					
N. Weese		16	8	118	5/30	0	28	0	T. Bradshaw		29	16	272	0/0	2	45t	95.8				
C. Morton		5	3	34	1/7	0	19	0													
B. Dilts		1	1	16	0/0	0	16	0													
TOTAL		22	12	168	6/37	0	28	0	TOTAL		29	16	272	0/0	2	45	95.8				
PASS RECEIVING		NO	YDS	AVG	LG	TD	PASS RECEIVING		NO	YDS	AVG	LG	TD								
J. Dolbin		4	77	19.3	28	0	J. Stallworth		10	156	15.6	45t	1								
H. Moses		2	33	16.5	19	0	R. Grossman		4	64	16.0	22	0								
D. Preston		2	19	9.5	16	0	L. Swann		2	52	26.0	38t	1								
L. Perrin		2	16	8.0	11	0															
R. Odoms		1	24	24.0	24	0															
R. Lytle		1	-1	-1.0	-1	0															
TOTAL		12	168	14.0	28	0	TOTAL		16	272	17.0	45t	2								
INTERCEPTIONS		NO	YDS	AVG	LG	TD	INTERCEPTIONS		NO	YDS	AVG	LG	TD								
B. Swenson		1	4	4.0	4	0															
B. Thompson		0	6	6.0	6	0															
TOTAL		1	10	10.0	6	0	TOTAL		0	0	0.0	—	0								
PUNTING		NO	YDS	AVG	NET	TB	INTO	LG	PUNTING		NO	YDS	AVG	NET	TB	INTO	LG				
B. Dilts		6	204	34.0	29.3	0	1	43	C. Colquitt		2	72	36.0	21.0	0	1	38				
TOTAL		6	204	34.0	29.3	0	1	43	TOTAL		2	72	36.0	21.0	0	1	38				
PUNT RETURNS		NO	YDS	AVG	FC	LG	TD	PUNT RETURNS		NO	YDS	AVG	FC	LG	TD						
R. Upchurch		2	30	15.0	0	22	0	T. Bell		3	7	2.3	1	4	0						
								J. Deloplaine		1	21	21.0	0	21	0						
								J. Smith		0	0	0.0	1	0	0						
RETURNS		2	30	15.0	0	22	0	RETURNS		4	28	7.0	2	21	0						
KICKOFF RETURNS		NO	YDS	AVG	FC	LG	TD	KICKOFF RETURNS		NO	YDS	AVG	FC	LG	TD						
R. Upchurch		3	47	15.7	0	24	0	L. Anderson		2	57	28.5	0	30	0						
L. Perrin		1	18	18.0	0	18	0	S. Thornton		1	8	8.0	0	8	0						
J. Keyworth		1	5	5.0	0	5	0														
C. Pane		1	0	0.0	0	0	0														
RETURNS		6	70	11.7	0	24	0	RETURNS		3	65	21.7	0	30	0						
Denver Broncos FUMBLES		Own Fum	Lost	Rec.	Yds	TD	Opp. FF Rec.	Yds	TD	Out Bnds	Pittsburgh Steelers FUMBLES		Own Fum	Lost	Rec.	Yds	TD	Opp. FF Rec.	Yds	TD	Out Bnds
L. Canada		1	1	0	0	0	0	0	0	0	D. Shell		0	0	0	0	0	1	0	0	0
L. Jackson		0	0	0	0	0	0	1	0	0	T. Bell		1	0	0	0	0	0	0	0	0
R. Upchurch		1	1	0	0	0	0	1	0	0	T. Dungy		0	1	0	0	0	0	0	0	0
											T. Bradshaw		2	1	1	-12	0	0	0	0	0
											R. Bleier		1	0	0	0	0	0	0	0	0
											R. Grossman		0	0	1	0	0	0	0	0	0
											D. Winston		0	0	0	0	0	0	0	0	0
TOTAL		2	2	0	0	0	0	1	0	0	TOTAL		4	1	3	-12	0	0	2	0	0

FINAL TEAM STATISTICS

	BRONCOS	STEELERS		BRONCOS	STEELERS
TOTAL FIRST DOWNS	15	24	PUNTS Number and Average	6-34	2-36
By Rushing	5	9	Had Blocked	0	0
By Passing	8	11	FGs – PATs Had Blocked	1-0	0-0
By Penalty	2	4	TOTAL RETURN YARDAGE (Not Including Kickoffs)	110	93
THIRD DOWN EFFICIENCY	3-14-21%	6-14-43%	No. and Yards Punt Returns	2-30	4-28
FOURTH DOWN EFFICIENCY	1-2-50%	3-4-75%	No. and Yards Kickoff Returns	6-70	3-65
TOTAL NET YARDS	218	425	No. and Yards Interception Returns	1-10	0-80
Total Offensive Plays (inc. times thrown passing)	55	69	PENALTIES Number and Yards	8-104	11-88
Average gain per offensive play	3.9	6.1	FUMBLES Number and Lost	2-2	4-11
NET YARDS RUSHING	87	153	TOUCHDOWNS	4	2
Total Rushing Plays	27	40	Rushing	1	2
Average gain per rushing play	3.2	3.8	Passing	0	2
NET YARDS PASSING	131	272	EXTRA POINTS Made-Attempts	1-1	3-4
Times thrown – yards lost attempting to pass	6-37	0-0	FIELD GOALS Made-Attempts	1-2	2-2
Gross yards passing	168	272	FINAL SCORE	10	33
PASS ATTEMPTS-COMPLETIONS-HAD INTERCEPTED	22-12-0	29-16-1	TIME OF POSSESSION	29:39	30:21
Average gain per pass play (inc. # thrown passing)	4.8	9.4			

BRONCOS DEFENSIVE STATISTICS

(based on unofficial press box statistics)

PLAYER	UT	A	TT	S-YDS	I-YDS	PD	FF	FR	PLAYER	UT	A	TT	S-YDS	I-YDS	PD	FF	FR
R. Gradishar	8	5	13	0-0	0-0	0	0	0	J. Grant	3	1	4	0-0	0-0	0	0	0
S. Foley	7	2	9	0-0	0-0	1	0	0	B. Manor	3	1	4	0-0	0-0	0	0	0
B. Swenson	6	3	9	0-0	1-4	1	0	0	B. Thompson	3	1	4	0-0	0-6	1	0	0
J. Rizzo	6	2	8	0-0	0-0	1	0	0	R. Carter	2	1	3	0-0	0-0	0	0	0
L. Wright	5	1	6	0-0	0-0	1	0	0	B. Jackson	2	1	3	0-0	0-0	1	1	0
L. Alzado	4	2	6	0-0	0-0	0	0	0	G. Turk	2	0	2	0-0	0-0	0	0	0
T. Jackson	4	2	6	0-0	0-0	1	0	1	C. West	1	0	1	0-0	0-0	0	0	0
B. Chavous	3	2	5	0-0	0-0	0	0	0	D. Latimer	1	0	1	0-0	0-0	0	0	0
L. Evans	3	1	4	0-0	0-0	0	0	0	TEAM TOTALS	63	25	98	0-0	1-10	6	1	1



Dallas 27, Denver 10

Sunday, Jan. 15, 1978 • 5:17 p.m. CST • Louisiana Superdome • New Orleans

WEATHER: Indoors • ATTENDANCE: 76,400 • TIME: 3:32

Super Bowl XII



The Dallas Cowboys evened their Super Bowl record at 2-2 by defeating the Denver Broncos 27-10

in Super Bowl XII before a sellout crowd of 76,400 fans at the Louisiana Superdome and 90 million television viewers, the largest audience ever to watch a sporting event at the time.

Dallas converted two pass interceptions by safety Randy Hughes and cornerback Aaron Kyle into 10 points in the first quarter. Efren Herrera added a 43-yard field goal in the second quarter to give the Cowboys a 13-0 halftime advantage.

The Denver offense struggled in the first half. The Broncos lost three fumbles and had two interceptions on their final five possessions of the first half.

The Broncos came back momentarily at the outset of the third period. Craig Morton engineered a drive to the Cowboys' 30-yard line, where Jim Turner booted a 47-yard field goal to make the score 13-3. After an exchange of punts, Dallas wide receiver Butch Johnson made a spectacular diving catch in the end zone to complete a 45-yard pass from Roger Staubach to put the Cowboys ahead 20-3 at 8:01 of the third quarter.

However, the momentum swung back to the Broncos as Rick Upchurch returned the kickoff 67 yards to the Dallas 26. On the second play of the series, Norris Weese relieved Craig Morton at quarterback. Morton, who was intercepted only eight times during the regular season, had thrown a Super Bowl record four interceptions when he was replaced. Weese guided the Broncos to a touchdown—a 1-yard run by Rob Lytle—to cut the Dallas lead to 20-10 with 5:39 left in the third.

But Dallas clinched the victory when running back Robert Newhouse threw a 29-yard touchdown pass to Golden Richards on an option play at 7:56 of the fourth quarter. It was the first pass thrown by Newhouse since the 1975 regular season. The Cowboys' offense amassed 325 yards while the defense limited the Broncos to 156 yards in a game that saw the Cowboys control the ball 38:34 to Denver's 21:26.

Roger Staubach completed 17-of-25 passes (68.0%) for 183 yards while Harvey Martin and Randy White—who were named co-MVPs—led a Cowboys defense that recovered four fumbles and intercepted four passes.

OFFICIALS:

Referee — Jim Tunney (32); Umpire — Joe Connell (57); Line Judge — Art Holst (33); Head Linesman — Tony Veteri (36); Back Judge — Ray Douglas (5); Field Judge — Bob Wortman (84).

		1	2	3	4	OT	TOTAL		FIELD GOALS (made () & missed)
VISITOR	Dallas Cowboys	10	3	7	7	—	27		E. Herrera (35) (43) 43WL 32WR 44WL
HOME	Denver Broncos	0	0	10	0	—	10		J. Turner (47)
Team	Qtr	Clock Time	PLAY DESCRIPTION (Extra Point) (Drive Info)				SCORE		
							Visitor	Home	
COWBOYS	1	10:31	T. Dorsett 3 yd. run (E. Herrera, kick) (5-25, 2:40)				7	0	
COWBOYS	1	13:29	E. Herrera 35 yd. Field Goal (6-17, 1:56)				10	0	
COWBOYS	2	3:44	E. Herrera 43 yd. Field Goal (8-32, 3:31)				13	0	
BRONCOS	3	2:28	J. Turner 47 yd. Field Goal (9-35, 2:28)				13	3	
COWBOYS	3	8:01	B. Johnson 45 yd. pass from R. Staubach (E. Herrera, kick) (6-58, 2:29)				20	3	
BRONCOS	3	9:21	R. Lytle 1 yd. run (J. Turner, kick) (5-26, 1:20)				20	10	
COWBOYS	4	7:56	G. Richards 29 yd. pass from R. Newhouse (E. Herrera, kick) (1-29, 0:07)				27	10	

DENVER BRONCOS

OFFENSE			DEFENSE		
WR	82	J. Dolbin	LE	79	B. Chavous
LT	74	A. Maurer	NT	68	R. Carter
LG	62	T. Glassic	RE	77	L. Alzado
C	52	M. Montler	L0LB	51	B. Swenson
RG	60	P. Howard	LILB	59	J. Rizzo
RT	71	C. Minor	RILB	53	R. Gradishar
TE	88	R. Odoms	ROLB	57	T. Jackson
WR	25	H. Moses	LCB	20	L. Wright
QB	7	C. Morton	RCB	43	S. Foley
RB	24	O. Armstrong	SS	36	B. Thompson
RB	32	J. Keyworth	FS	29	B. Jackson

BRONCOS SUBSTITUTIONS: P 10 B. Dilts, QB 14 N. Weese, K 15 J. Turner, DB 21 R. Polti, RB 30 J. Jensen, RB 35 L. Perrin, DB 40 R. Rich, RB 41 R. Lytle, C 50 B. Maples, LB 55 G. Turk, LB 56 L. Evans, LB 58 R. Nairne, DE 63 J. Grant, G 65 G. Hyde, DE 66 B. Manor, DT 70 P. Smith, T 73 H. Allison, WR 80 R. Upchurch, TE 85 R. Egloff, WR 86 J. Schultz. **DID NOT PLAY:** QB 12 C. Penrose. **INACTIVE:** DB 26 L. Riley, G 67 S. Schindler.

DALLAS COWBOYS

OFFENSE			DEFENSE		
WR	86	B. Johnson	LE	72	E. Jones
LT	73	R. Neely	LT	75	J. Pugh
LG	68	H. Scott	RT	54	R. White
C	62	J. Fitzgerald	RE	79	H. Martin
RG	64	T. Rafferty	LLB	56	T. Henderson
RT	67	P. Donovan	MLB	53	B. Breunig
TE	89	B. DuPree	RLB	50	D.D. Lewis
WR	88	D. Pearson	LCB	31	B. Barnes
QB	12	R. Staubach	RCB	25	A. Kyle
RB	33	T. Dorsett	SS	41	C. Waters
RB	44	R. Newhouse	FS	43	C. Harris

COWBOYS SUBSTITUTIONS: K 1 E. Herrera, QB/P 11 D. White, DB 20 M. Renfro, RB 21 D. Dennison, RB 26 P. Pearson, RB 35 S. Laidlaw, RB 36 L. Brinson, S 42 R. Hughes, CB 46 M. Washington, LB 57 B. Huther, LB 58 M. Hegman, LB 59 G. Brown, OL 61 J. Cooper, DL 63 L. Cole, DE 65 D. Stallis, G 66 B. Lawless, T 70 R. Wright, T 71 A. Frederick, DL 77 B. Gregory, WR 80 T. Hill, WR 83 G. Richards. **INACTIVE:** QB 18 G. Careno, TE 87 J. Saldi.

FINAL INDIVIDUAL STATISTICS

Dallas Cowboys										Denver Broncos									
RUSHING		ATT	YDS	AVG	LG	TD	RUSHING		ATT	YDS	AVG	LG	TD						
T. Dorsett		15	66	4.4	19	1	R. Lytle		10	35	3.5	16	1						
R. Newhouse		14	55	3.9	10	0	O. Armstrong		7	27	3.9	18	0						
D. White		1	13	13.0	13	0	N. Weese		3	26	8.7	10	0						
P. Pearson		3	11	3.7	5	0	J. Jensen		1	16	16.0	16	0						
R. Staubach		3	6	2.0	5	0	J. Keyworth		5	9	1.8	6	0						
S. Laidlaw		1	1	1.0	1	0	L. Perrin		3	8	2.7	4	0						
B. Johnson		1	-9	-9.0	-9	0													
TOTAL		38	143	3.8	19	1	TOTAL		29	121	4.2	18	1						
PASSING		ATT	CMP	YDS	TD	LG	IN	Rtg.	PASSING		ATT	CMP	YDS	TD	LG	IN	Rtg.		
R. Staubach		25	17	183	5/35	1	45t	0	102.6	C. Morton		15	4	39	2/20	0	21	4	0.0
D. White		2	1	5	0/0	0	5	0	56.3	N. Weese		10	4	22	2/6	0	9	0	47.9
R. Newhouse		1	1	29	0/0	1	29t	0	158.3										
TOTAL		28	19	217	5/35	2	45t	0	114.7	TOTAL		25	8	61	4/26	0	21	4	1.7
PASS RECEIVING		NO	YDS	AVG	LG	TD	PASS RECEIVING		NO	YDS	AVG	LG	TD						
P. Pearson		5	37	7.4	11	0	J. Dolbin		2	24	12.0	15	0						
B. DuPree		4	66	16.5	19	0	R. Odoms		2	9	4.5	10	0						
R. Newhouse		3	-1	-0.3	5	0	H. Moses		1	21	21.0	21	0						
B. Johnson		2	53	26.5	45t	1	R. Upchurch		1	9	9.0	9	0						
G. Richards		2	38	19.0	29t	1	J. Jensen		1	5	5.0	5	0						
T. Dorsett		2	11	5.5	15	0	L. Perrin		1	-7	-7.0	-7	0						
D. Pearson		1	13	13.0	13	0													
TOTAL		19	217	11.4	45t	2	TOTAL		8	61	7.6	21	0						
INTERCEPTIONS		NO	YDS	AVG	LG	TD	INTERCEPTIONS		NO	YDS	AVG	LG	TD						
M. Washington		1	27	27.0	27	0													
A. Kyle		1	19	19.0	19	0													
B. Barnes		1	0	0.0	0	0													
R. Hughes		1	0	0.0	0	0													
TOTAL		4	46	11.5	27	0	TOTAL		0	0	0.0	—	0						
PUNTING		NO	YDS	AVG	NET	TB	IN20	LG	PUNTING		NO	YDS	AVG	NET	TB	IN20	LG		
D. White		5	208	41.6	37.2	0	0	53	B. Dilts		4	153	38.2	33.3	1	1	46		
TOTAL		5	208	41.6	37.2	0	0	53	TOTAL		4	153	38.2	33.3	1	1	46		
PUNT RETURNS		NO	YDS	AVG	FC	LG	TD	PUNT RETURNS		NO	YDS	AVG	FC	LG	TD				
T. Hill		1	0	0.0	1	0	0	R. Upchurch		3	22	7.3	0	8	0				
								J. Schultz		1	0	0.0	0	0	0				
RETURNS		1	0	0.0	1	0	0	RETURNS		4	22	5.5	0	8	0				
KICKOFF RETURNS		NO	YDS	AVG	FC	LG	TD	KICKOFF RETURNS		NO	YDS	AVG	FC	LG	TD				
B. Johnson		2	29	14.5	0	15	0	R. Upchurch		3	94	31.3	0	67	0				
L. Brinson		1	22	22.0	0	22	0	J. Schultz		2	62	31.0	0	37	0				
								J. Jensen		1	17	17.0	0	17	0				
RETURNS		3	51	17.0	0	22	0	RETURNS		6	173	28.8	0	67	0				
Dallas Cowboys		Fumbles	Fum	Lost	Rec.	Yds	TD	Opp.	F Rec.	Yds	TD	Opp.	F Rec.	Yds	TD	Opp.	F Rec.	Yds	TD
B. Johnson		2	0	2	0	0	0	0	0	0	0	0	0	0	0	0	0	0	0
T. Hill		1	0	1	0	0	0	0	0	0	0	0	0	0	0	0	0	0	0
T. Dorsett		1	1	0	0	0	0	0	0	0	0	0	0	0	0	0	0	0	0
B. DuPree		1	1	0	0	0	0	0	0	0	0	0	0	0	0	0	0	0	0
R. Staubach		1	0	0	0	0	0	0	0	0	0	0	0	0	0	0	0	0	0
J. Fitzgerald		0	0	1	0	0	0	0	0	0	0	0	0	1	0	0	0	0	0
B. Huther (1-0), R. Hughes (2-21) and A. Kyle (1-0) had opponent recoveries																			
TOTAL		6	2	4	0	0	0	0	0	0	0	0	2	0	0	0	0	0	0



Denver 20, Oakland 17

Sunday, Jan. 1, 1978 • 12 p.m. MST • Mile High Stadium • Denver

WEATHER: Mostly Sunny, 18°, Wind NE 3 mph • ATTENDANCE: 74,982 • TIME: 2:55

1977 AFC Championship Game

Denver Broncos quarterback Craig Morton threw two touchdown passes to Haven Moses as the Broncos defeated the defending NFL-Champion Oakland Raiders 20-17 in the AFC Championship Game in front of 74,982 fans at Mile High Stadium.

Morton completed 10-of-20 passes (50.0%) for 224 yards with two touchdowns and one interception, steering the Broncos to their first-ever Super Bowl berth. The win was the Broncos' second against the Raiders in three meetings with the club during the 1977 season.

The Raiders scored on their initial possession as Errol Mann kicked a 20-yard field goal to end an 18-play, 54-yard drive at 10:34 of the first quarter. Morton hit wide receiver Haven Moses for the Broncos' first touchdown two plays later on a 74-yard scoring pass, giving Denver a 7-3 advantage. Despite several Raiders comeback attempts, Denver would not surrender the lead for the remainder of the contest.

Denver took advantage of two costly Oakland turnovers to increase its lead in the second half. Defensive end Brisson Manor recovered running back Clarence Davis' fumble at the Oakland 17, and running back Jon Keyworth scored from the 1-yard line to increase the Broncos' lead to 14-3 at 6:23 of the third quarter.

Oakland quarterback Ken Stabler hit tight end Dave Casper on the first of two scoring passes to narrow the Denver lead to 14-10 with 39 seconds elapsed in the final period. On Oakland's next possession, linebacker Bob Swenson intercepted a Stabler pass and ran to the Raiders' 14. Morton then threw 12 yards to Moses for the Broncos' final touchdown at 7:17 of the period.

Oakland finished the scoring on the next series as Stabler threw 17 yards to Casper for the game's last touchdown.

Denver controlled the ball for the final 3:08 and gave Red Miller the AFC title in his first year as head coach.

Moses, a 10-year veteran, led all receivers with 168 yards on five catches (33.6 avg.) with two touchdowns. On the ground, Denver used a balanced attack to gain 91 yards with Lonnie Perrin leading the way with 42.

The Denver defense, which was No. 1 against the rush in the NFL during the regular season, held the Raiders to 94 yards on the ground and limited Oakland to just 204 passing yards while picking up one interception and one sack.

OFFICIALS:

Referee — Chuck Heberling (46); **Umpire** — Ralph Morcroft (15); **Line Judge** — Bruce Alford (24); **Head Linesman** — Ed Marion (26); **Back Judge** — Stan Javie (29); **Field Judge** — Arman Terzian (23).

		1	2	3	4	OT	TOTAL		
VISITOR	Oakland Raiders	3	0	0	14	—	17	FIELD GOALS (made () & missed)	
HOME	Denver Broncos	7	0	7	6	—	20	E. Mann (20) 19HU	
								J. Turner 40WL 21 WR 44WL	
Team	Qtr	Clock Time	PLAY DESCRIPTION (Extra Point) (Drive Info)				SCORE		
			Visitor	Home			Visitor	Home	
RAIDERS	1	10:34	E. Mann 20 yd. Field Goal (18-54, 7:44)				3	0	
BRONCOS	1	11:01	H. Moses 74 yd. pass from C. Morton (J. Turner, kick) (2-69, 0:27)				3	7	
BRONCOS	3	6:23	J. Keyworth 1 yd. run (J. Turner, kick) (4-17, 1:48)				3	14	
RAIDERS	4	0:39	D. Casper 7 yd. pass from K. Stabler (E. Mann, kick) (6-48, 2:25)				10	14	
BRONCOS	4	7:17	H. Moses 12 yd. pass from C. Morton (pass failed) (3-17, 1:29)				10	20	
RAIDERS	4	11:44	D. Casper 17 yd. pass from K. Stabler (E. Mann, kick) (8-74, 4:17)				17	20	

DENVER BRONCOS

OFFENSE

WR 82 J. Dolbin
LT 74 A. Maurer
LG 62 T. Glassic
C 52 M. Montler
RG 60 P. Howard
RT 71 C. Minor
TE 88 R. Odoms
WR 25 H. Moses
QB 7 C. Morton
RB 41 R. Lytle
RB 32 J. Keyworth

DEFENSE

DE 79 B. Chavous
NT 68 R. Carter
DE 77 L. Alzado
LB 53 R. Gradishar
LB 51 B. Swenson
LB 57 T. Jackson
LB 59 J. Rizzo
LCB 20 L. Wright
RCB 43 S. Foley
S 36 B. Thompson
S 29 B. Jackson

BRONCOS SUBSTITUTIONS: P 10 B. Dilts, QB 14 N. Weese, K 15 J. Turner, DB 21 R. Polt, RB 24 O. Armstrong, RB 30 J. Jensen, RB 35 L. Perrin, DB 40 R. Rich, RB 41 R. Lytle, C 50 B. Maples, LB 55 G. Turk, LB 56 L. Evans, LB 58 R. Nairne, DE 63 J. Grant, G 65 G. Hyde, DE 66 B. Manor, G 67 S. Schindler, DT 70 P. Smith, WR 80 R. Upchurch, TE 85 R. Egloff, WR 86 J. Schultz. **DID NOT PLAY:** QB 12 C. Penrose. **INACTIVE:** DB 26 L. Riley, T 73 H. Allison.

OAKLAND RAIDERS

OFFENSE

WR 21 C. Branch
LT 78 A. Shell
LG 63 G. Upshaw
C 50 D. Dalby
RG 64 G. Buehler
RT 70 H. Lawrence
TE 87 D. Casper
WR 25 F. Biletnikoff
QB 12 K. Stabler
RB 28 C. Davis
RB 30 M. van Eeghen

DEFENSE

LE 72 J. Matuszak
ME 74 D. Rowe
RE 60 O. Sistrunk
LB 52 F. Rice
LB 58 M. Johnson
LB 39 W. Hall
LB 83 T. Hendricks
CB 37 L. Hayes
CB 24 W. Brown
S 26 S. Thomas
S 32 J. Tatum

RAIDERS SUBSTITUTIONS: P 1 R. Guy, QB 11 D. Humm, K 14 E. Mann, DB 20 N. Colzie, DB 22 J. Warren, RB 29 H. Ginn, RB 31 C. Garrett, RB 35 T. Robiskie, RB 40 P. Banaszak, DB 42 S. Jackson, TE 46 W. Bankston, WR 49 Siani, LB 52 F. Rice, LB 56 J. Barnes, LB 57 R. McClanahan, G 65 M. Marvin, C 66 S. Sylvester, DE 67 P. Toomay, DT 76 M. McCoy, WR 81 M. Bradshaw. **DID NOT PLAY:** QB 15 M. Rae, G 75 Vella. **INACTIVE:** LB 53 R. Martin, TE 88 T. Kwalick.

FINAL INDIVIDUAL STATISTICS

Oakland Raiders													Denver Broncos																																																																																																																																																																																																																																																																																																																																																																																																																													
RUSHING						RUSHING						PASSING						PASSING						TKD/																																																																																																																																																																																																																																																																																																																																																																																																																		
M. van Eeghen	ATT	YDS	AVG	LG	TD	L. Perrin	ATT	YDS	AVG	LG	TD	K. Stabler	ATT	CMP	YDS	YD	TD	C. Morton	ATT	CMP	YDS	YD	TD	LG	IN	Rtg.	YD	TD	Rtg.																																																																																																																																																																																																																																																																																																																																																																																																													
P. Banaszak	7	22	3.1	9	0	R. Lytle	7	26	3.7	8	0	C. Morton	20	10	224	1/7	2	74t	1	102.9	20	10	224	1/7	2	74t	1	102.9																																																																																																																																																																																																																																																																																																																																																																																																														
C. Davis	9	1	0.1	6	0	J. Keyworth	8	19	2.4	7	1	C. Morton	20	10	224	1/7	2	74t	1	102.9	20	10	224	1/7	2	74t	1	102.9																																																																																																																																																																																																																																																																																																																																																																																																														
						O. Armstrong	7	16	2.3	8	0	C. Morton	20	10	224	1/7	2	74t	1	102.9	20	10	224	1/7	2	74t	1	102.9																																																																																																																																																																																																																																																																																																																																																																																																														
						J. Jensen	1	2	2.0	2	0	C. Morton	20	10	224	1/7	2	74t	1	102.9	20	10	224	1/7	2	74t	1	102.9																																																																																																																																																																																																																																																																																																																																																																																																														
						C. Morton	2	-4	-2.0	-2	0	C. Morton	20	10	224	1/7	2	74t	1	102.9	20	10	224	1/7	2	74t	1	102.9																																																																																																																																																																																																																																																																																																																																																																																																														
						H. Moses	1	-10	-10.0	-10	0	C. Morton	20	10	224	1/7	2	74t	1	102.9	20	10	224	1/7	2	74t	1	102.9																																																																																																																																																																																																																																																																																																																																																																																																														
TOTAL	36	94	2.6	13	0	TOTAL	37	91	2.5	10	1	TOTAL	20	10	224	1/7	2	74t	1	102.9	20	10	224	1/7	2	74t	1	102.9																																																																																																																																																																																																																																																																																																																																																																																																														
PASSING						PASSING						PASS RECEIVING						PASS RECEIVING						TKD/																																																																																																																																																																																																																																																																																																																																																																																																																		
K. Stabler	ATT	CMP	YDS	YD	TD	LG	IN	Rtg.	C. Morton	ATT	CMP	YDS	YD	TD	LG	IN	Rtg.	C. Morton	ATT	CMP	YDS	YD	TD	LG	IN	Rtg.	C. Morton	ATT	CMP	YDS	YD	TD	LG	IN	Rtg.																																																																																																																																																																																																																																																																																																																																																																																																							
TOTAL	35	17	215	1/11	2	26	1	75.3	TOTAL	20	10	224	1/7	2	74t	1	102.9	TOTAL	20	10	224	1/7	2	74t	1	102.9	TOTAL	20	10	224	1/7	2	74t	1	102.9																																																																																																																																																																																																																																																																																																																																																																																																							
PASS RECEIVING						PASS RECEIVING						PASS RECEIVING						PASS RECEIVING						TKD/																																																																																																																																																																																																																																																																																																																																																																																																																		
D. Casper	NO	YDS	AVG	LG	TD	H. Moses	NO	YDS	AVG	LG	TD	H. Moses	NO	YDS	AVG	LG	TD	H. Moses	NO	YDS	AVG	LG	TD	LG	IN	Rtg.	H. Moses	NO	YDS	AVG	LG	TD	LG	IN	Rtg.																																																																																																																																																																																																																																																																																																																																																																																																							
F. Biletnikoff	4	38	9.5	15	0	L. Perrin	2	20	10.0	16	0	L. Perrin	2	20	10.0	16	0	L. Perrin	2	20	10.0	16	0	74t	1	102.9	H. Moses	5	168	33.6	74t	2	74t	1	102.9																																																																																																																																																																																																																																																																																																																																																																																																							
C. Branch	3	59	19.7	24	0	J. Jensen	1	20	20.0	20	0	J. Jensen	1	20	20.0	20	0	J. Jensen	1	20	20.0	20	0	74t	1	102.9	L. Perrin	2	20	10.0	16	0	74t	1	102.9																																																																																																																																																																																																																																																																																																																																																																																																							
M. van Eeghen	2	8	4.0	5	0	R. Odoms	1	13	13.0	13	0	R. Odoms	1	13	13.0	13	0	R. Odoms	1	13	13.0	13	0	74t	1	102.9	J. Jensen	1	20	20.0	20	0	74t	1	102.9																																																																																																																																																																																																																																																																																																																																																																																																							
M. Bradshaw	1	25	25.0	25	0	J. Keyworth	1	3	3.0	3	0	J. Keyworth	1	3	3.0	3	0	J. Keyworth	1	3	3.0	3	0	74t	1	102.9	J. Jensen	1	20	20.0	20	0	74t	1	102.9																																																																																																																																																																																																																																																																																																																																																																																																							
M. Siani	1	12	12.0	12	0																																																																																																																																																																																																																																																																																																																																																																																																																																					
P. Banaszak	1	2	2.0	2	0																																																																																																																																																																																																																																																																																																																																																																																																																																					
TOTAL	17	215	12.6	26	2	TOTAL	10	224	22.4	74t	2	TOTAL	10	224	22.4	74t	2	TOTAL	10	224	22.4	74t	2	TOTAL	10	224	22.4	74t	2	TOTAL	10	224	22.4	74t	2	TOTAL	10	224	22.4	74t	2	TOTAL	10	224	22.4	74t	2	TOTAL	10	224	22.4	74t	2	TOTAL	10	224	22.4	74t	2	TOTAL	10	224	22.4	74t	2	TOTAL	10	224	22.4	74t	2	TOTAL	10	224	22.4	74t	2	TOTAL	10	224	22.4	74t	2	TOTAL	10	224	22.4	74t	2	TOTAL	10	224	22.4	74t	2	TOTAL	10	224	22.4	74t	2	TOTAL	10	224	22.4	74t	2	TOTAL	10	224	22.4	74t	2	TOTAL	10	224	22.4	74t	2	TOTAL	10	224	22.4	74t	2	TOTAL	10	224	22.4	74t	2	TOTAL	10	224	22.4	74t	2	TOTAL	10	224	22.4	74t	2	TOTAL	10	224	22.4	74t	2	TOTAL	10	224	22.4	74t	2	TOTAL	10	224	22.4	74t	2	TOTAL	10	224	22.4	74t	2	TOTAL	10	224	22.4	74t	2	TOTAL	10	224	22.4	74t	2	TOTAL	10	224	22.4	74t	2	TOTAL	10	224	22.4	74t	2	TOTAL	10	224	22.4	74t	2	TOTAL	10	224	22.4	74t	2	TOTAL	10	224	22.4	74t	2	TOTAL	10	224	22.4	74t	2	TOTAL	10	224	22.4	74t	2	TOTAL	10	224	22.4	74t	2	TOTAL	10	224	22.4	74t	2	TOTAL	10	224	22.4	74t	2	TOTAL	10	224	22.4	74t	2	TOTAL	10	224	22.4	74t	2	TOTAL	10	224	22.4	74t	2	TOTAL	10	224	22.4	74t	2	TOTAL	10	224	22.4	74t	2	TOTAL	10	224	22.4	74t	2	TOTAL	10	224	22.4	74t	2	TOTAL	10	224	22.4	74t	2	TOTAL	10	224	22.4	74t	2	TOTAL	10	224	22.4	74t	2	TOTAL	10	224	22.4	74t	2	TOTAL	10	224	22.4	74t	2	TOTAL	10	224	22.4	74t	2	TOTAL	10	224	22.4	74t	2	TOTAL	10	224	22.4	74t	2	TOTAL	10	224	22.4	74t	2	TOTAL	10	224	22.4	74t	2	TOTAL	10	224	22.4	74t	2	TOTAL	10	224	22.4	74t	2	TOTAL	10	224	22.4	74t	2	TOTAL	10	224	22.4	74t	2	TOTAL	10	224	22.4	74t	2	TOTAL	10	224	22.4	74t	2	TOTAL	10	224	22.4	74t	2	TOTAL	10	224	22.4	74t	2	TOTAL	10	224	22.4	74t	2	TOTAL	10	224	22.4	74t	2	TOTAL	10	224	22.4	74t	2	TOTAL	10	224	22.4	74t	2	TOTAL	10	224	22.4	74t	2	TOTAL	10	224	22.4	74t	2	TOTAL</



Denver 34, Pittsburgh 21

Sunday, Dec. 24, 1977 • 2 p.m. MST • Mile High Stadium • Denver

WEATHER: Sunny, 43°, Wind E 9 mph • ATTENDANCE: 75,011 • TIME: 3:15

1977 AFC Divisional Playoff Game

After ties at 7, 14 and 21, veteran Jim Turner kicked a 44-yard field goal in the fourth quarter to put Denver ahead to stay as the Broncos beat the Pittsburgh Steelers 34-21 in an AFC Divisional Playoff Game in front of 75,011 fans at Mile High Stadium.

Denver, in its first-ever playoff game, jumped out to a 7-0 lead after running back Rob Lytle broke through the Steelers' defense to score on a 7-yard run midway through the first quarter. The score came four plays after a Steelers punt was blocked by John Schultz and recovered at Pittsburgh's 17-yard line.

Pittsburgh pulled even in the second quarter when quarterback Terry Bradshaw scampered in from 1-yard out. Later in the period, linebacker Tom Jackson recovered a fumble at Pittsburgh's 10-yard line that set up a 10-yard touchdown run by Otis Armstrong on the next play to give Denver a 14-7 lead. The teams went into the locker room tied at 14 after Franco Harris scored on a 1-yard touchdown run late in the half.

The Broncos once again regained the lead, 21-14, after Riley Odoms hauled in a 30-yard pass from Craig Morton for a third-quarter touchdown. Pittsburgh answered early in the fourth quarter with a 1-yard touchdown pass from Bradshaw to Larry Brown.

Midway through the fourth quarter, Denver went on top to stay on the strength of a 44-yard field goal by Jim Turner. On their next drive, the Broncos opened a 6-point lead when Turner hit a 25-yard field goal with just less than six minutes left in the game. Denver then was able to put the game out of reach after Morton tossed his second touchdown of the game on a strike to Jack Dolbin from 34 yards out. The score was set up after Jackson intercepted his second pass of the game, giving the Broncos the ball on Pittsburgh's 33-yard line.

Morton finished the game completing 11-of-23 passes for 164 yards with two touchdowns as the Broncos racked up 258 yards of total offense against one of the NFL's top defenses. Odoms led the Broncos with five catches for 43 yards, and Moses chipped in 45 yards receiving on two catches.

Denver's "Orange Crush" defense kept the Steelers off balance all game, holding Bradshaw to just 177 passing yards on 19-of-37 attempts and intercepting him three times.

The Denver victory set up a third game between the AFC Western Champion Broncos and the AFC Wild Card Raiders in the AFC Championship Game. The teams split the two regular-season games earlier in the 1977 season.

OFFICIALS:

Referee — Gene Barth (14); Umpire — Paul Trepinski (22); Line Judge — Royal Cathcart (16); Head Linesman — Frank Glover (85); Back Judge — Bob Rice (80); Field Judge — Ed Merrifield (76).

	1	2	3	4	OT	TOTAL	FIELD GOALS (made () & missed)
VISITOR Pittsburgh Steelers	0	14	0	7	—	21	
HOME Denver Broncos	7	7	7	13	—	34	J. Turner (44) (25)

Team	Qtr	Clock Time	PLAY DESCRIPTION (Extra Point) (Drive Info)	SCORE Visitor	Home
BRONCOS	1	8:47	R. Lytle 7 yd. run (J. Turner, kick) (4-17, 1:56)	0	7
STEELERS	2	5:59	T. Bradshaw 1 yd. run (R. Gerela, kick) (11-56, 5:10)	7	7
BRONCOS	2	10:45	O. Armstrong 10 yd. run (J. Turner, kick) (1-10, 0:04)	7	14
STEELERS	2	13:19	F. Harris 1 yd. run (R. Gerela, kick) (9-65, 2:35)	14	14
BRONCOS	3	13:36	R. Odoms 30 yd. pass from C. Morton (J. Turner, kick) (4-41, 1:01)	14	21
STEELERS	4	4:05	L. Brown 1 yd. pass from T. Bradshaw (R. Gerela, kick) (4-61, 1:42)	21	21
BRONCOS	4	7:43	J. Turner 44 yd. Field Goal (7-39, 3:29)	21	24
BRONCOS	4	9:50	J. Turner 25 yd. Field Goal (4-2, 1:36)	21	27
BRONCOS	4	13:16	J. Dolbin 34 yd. pass from C. Morton (J. Turner, kick) (2-33, 0:13)	21	34

DENVER BRONCOS

OFFENSE	DEFENSE
WR 25 H. Moses	LE 79 B. Chavous
LT 74 A. Maurer	NT 68 R. Carter
LG 62 T. Glassic	RE 77 L. Alzado
C 52 M. Montler	LB 51 B. Swenson
RG 60 P. Howard	LB 53 R. Gradishar
RT 71 C. Minor	LB 57 T. Jackson
TE 88 R. Odoms	LB 59 J. Rizzo
WR 82 J. Dolbin	LCB 20 L. Wright
QB 7 C. Morton	RCB 43 S. Foley
RB 41 R. Lytle	S 36 B. Thompson
RB 32 J. Keyworth	S 29 B. Jackson

BRONCOS SUBSTITUTIONS: P 10 B. Dilts, QB 14 N. Weese, K 15 J. Turner, DB 21 R. Polti, RB 24 O. Armstrong, RB 30 J. Jensen, DB 40 R. Rich, RB 41 R. Lytle, C 50 B. Maples, LB 55 G. Turk, LB 56 L. Evans, LB 58 R. Nairne, DE 63 J. Grant, G 65 G. Hyde, DE 66 B. Manor, G 67 S. Schindler, DT 70 P. Smith, WR 80 R. Upchurch, TE 85 R. Egloff, WR 86 J. Schultz. **DID NOT PLAY:** QB 12 C. Penrose, RB 35 L. Perrin. **INACTIVE:** DB 26 L. Riley, T 73 H. Allison.

PITTSBURGH STEELERS

OFFENSE	DEFENSE
WR 82 J. Stallworth	LE 64 S. Furness
LT 57 S. Davis	LT 75 J. Greene
LG 55 J. Kolb	RT 63 E. Holmes
C 52 M. Webster	RE 78 D. White
RG 50 J. Clack	LB 59 J. Ham
RT 74 R. Pinney	LB 58 J. Lambert
TE 79 L. Brown	LB 51 L. Toews
WR 88 L. Swann	CB 24 J.T. Thomas
QB 12 T. Bradshaw	CB 45 J. Allen
RB 20 R. Bleier	S 31 D. Shell
RB 32 F. Harris	S 27 G. Edwards

STEELERS SUBSTITUTIONS: K 10 R. Gerela, QB 16 N. Graff, P 17 R. Engles, DB 21 T. Dugny, RB 28 A. Maxson, DB 29 B. Sexton, RB 38 S. Thornton, RB 46 R. Harrison, LB 53 D. Winston, LB 54 D. LaCrosse, LB 56 R. Cole, LB 60 B. Cousino, T 66 T. Peterson, DE 68 L. Greenwood, G 72 G. Mullins, T 74 R. Pinney, TE 84 R. Grossman, WR 85 E. Pough, WR 86 J. Smith, TE 89 B. Cunningham. **DID NOT PLAY:** WR 43 F. Lewis, CB 47 M. Blount. **INACTIVE:** QB 18 C. Stoudt, RB 36 J. Deloplane.

FINAL INDIVIDUAL STATISTICS


Pittsburgh Steelers											Denver Broncos										
RUSHING	ATT	YDS	AVG	LG	TD	RUSHING	ATT	YDS	AVG	LG	TD	RUSHING	ATT	YDS	AVG	LG	TD				
F. Harris	28	92	3.3	20	1	O. Armstrong	11	44	4.0	29	1	T. Bradshaw	12	26	2.2	7	1				
T. Bradshaw	4	21	5.3	11	1	R. Lytle	12	26	2.2	7	1	R. Bleier	7	14	2.0	5	0				
R. Bleier	7	14	2.0	5	0	J. Keyworth	5	20	4.4	6	0	J. Jensen	4	13	3.3	5	0				
						J. Morton	5	0	0.0	6	0	C. Morton	5	0	0.0	6	0				
TOTAL	39	127	3.3	20	2	TOTAL	37	103	2.8	29	2										
PASSING	ATT	CMP	YDS	TKD/YD	TD	LG	IN	Rtg.	PASSING	ATT	CMP	YDS	TKD/YD	TD	LG	IN	Rtg.				
T. Bradshaw	37	19	177	0/0	1	48	3	40.0	C. Morton	23	11	164	1/9	2	34	0	100.6				
TOTAL	37	19	177	0/0	1	48	3	40.0	TOTAL	23	11	164	1/9	2	34	0	100.6				
PASS RECEIVING	NO	YDS	AVG	LG	TD	PASS RECEIVING	NO	YDS	AVG	LG	TD	PASS RECEIVING	NO	YDS	AVG	LG	TD				
J. Stallworth	4	80	20.0	48	0	R. Odoms	5	43	8.6	30	1	J. Stallworth	4	80	20.0	48	0				
F. Harris	4	20	5.0	12	0	H. Moses	2	45	22.5	27	0	F. Harris	4	20	5.0	12	0				
B. Cunningham	3	42	14.0	19	0	J. Jensen	2	33	16.5	29	0	B. Cunningham	3	42	14.0	19	0				
A. Maxson	3	11	3.7	10	0	J. Dolbin	1	34	34.0	34	1	A. Maxson	3	11	3.7	10	0				
R. Bleier	2	10	5.0	7	0	O. Armstrong	1	9	9.0	9	0	R. Bleier	2	10	5.0	7	0				
R. Grossman	1	7	7.0	7	0							R. Grossman	1	7	7.0	7	0				
L. Swann	1	6	6.0	6	0							L. Swann	1	6	6.0	6	0				
L. Brown	1	1	1.0	1	1							L. Brown	1	1	1.0	1	1				
TOTAL	19	177	9.3	48	1	TOTAL	11	164	14.9	34	2	TOTAL	19	177	9.3	48	1				
INTERCEPTIONS	NO	YDS	AVG	LG	TD	INTERCEPTIONS	NO	YDS	AVG	LG	TD	INTERCEPTIONS	NO	YDS	AVG	LG	TD				
T. Jackson	2	49	24.5	32	0	T. Jackson	2	49	24.5	32	0	T. Jackson	2	49	24.5	32	0				
B. Jackson	1	15	15.0	15	0	B. Jackson	1	15	15.0	15	0	B. Jackson	1	15	15.0	15	0				
TOTAL	3	64	21.3	32	0	TOTAL	3	64	21.3	32	0	TOTAL	3	64	21.3	32	0				
PUNTING	NO	YDS	AVG	NET	TB	IN20	LG	PUNTING	NO	YDS	AVG	NET	TB	IN20	LG						
R. Engles	5	204	40.8	38.4	0	0	55	B. Dilts	5	188	37.6	31.4	0	1	41						
TOTAL	5	204	40.8	38.4	0	0	55	TOTAL	5	188	37.6	31.4	0	1	41						
PUNT RETURNS	NO	YDS	AVG	FC	LG	TD	PUNT RETURNS	NO	YDS	AVG	FC	LG	TD								
J. Smith	4	31	7.8	1	17	0	B. Thompson	2	5	2.5	0	3	0								
							J. Schultz	1	4	4.0	0	4	0								
							R. Upchurch	1	3	3.0	1	3	0								
RETURNS	4	31	7.8	1	17	0	RETURNS	4	12	3.0	1	4	0								
KICKOFF RETURNS	NO	YDS	AVG	FC	LG	TD	KICKOFF RETURNS	NO	YDS	AVG	FC	LG	TD								
J. Smith	4	80	20.0	0	34	0	R. Upchurch	3	58	19.3	0	26	0								
A. Maxson	1	24	24.0	0	24	0	J. Schultz	1	27	27.0	0	27	0								
RETURNS	5	104	20.8	0	34	0	RETURNS	4	85	21.3	0	27	0								
Pittsburgh Steelers	Fum	Lost	Own	Rec.	Yds	TD	Opp.	Yds	TD	Out	Denver Broncos	Fum	Lost	Own	Rec.	Yds	TD	Opp.	Yds	TD	Out
B. Cunningham	1	0	1	0	0	0	0	0	0	0	R. Gradishar	1	0	0	0	0	1	5	0	0	0
F. Harris	1	1	0	0	0	0	0	0	0	0	T. Jackson	0	0	1	25	0	0	0	0	0	0
J. Greene	0	0	0	0	0	0	1	0	0	0	J. Keyworth	1	1	0	0	0	0	0	0	0	0
											B. Thompson	1	0	0	0	0	0	0	0	0	0
											S. Foley	0	0	1	0	0	0	0	0	0	0
											L. Alzado	0	0	0	0	1	0	0	0	0	0
TOTAL	2	1	1	0	0	0	1	0	0	0	TOTAL	3	1	2	25	0	1	1	5	0	0

FINAL TEAM STATISTICS

	STEELERS	BRONCOS		STEELERS	BRONCOS
TOTAL FIRST DOWNS	18	15	PUNTS Number and Average	6-34	5-38
By Rushing	10	5	Had Blocked	1	0
By Passing	8	9	FGs — PATs Had Blocked	0-0	0-0
By Penalty	0	1	TOTAL RETURN YARDAGE (Not Including Kickoffs)	135	161
THIRD DOWN EFFICIENCY	11-22-50%	4-13-31%	No. and Yards Punt Returns	4-31	4-12
FOURTH DOWN EFFICIENCY	1-2-50%	0-1-0%	No. and Yards Kickoff Returns	5-104	4-85
TOTAL NET YARDS	304	258	No. and Yards Interception Returns	0-0	3-64
Total Offensive Plays (inc. times thrown passing)	76	61	PENALTIES Number and Yards	10-67	3-20
Average gain per offensive play	4.0	4.2	FUMBLES Number and Lost	2-1	3-1
NET YARDS RUSHING	127	103	TOUCHDOWNS	3	4
Total Rushing Plays	39	37	Rushing	2	2
Average gain per rushing play	3.3	2.8	Passing	1	2
NET YARDS PASSING	177	155	Returns	0	0
Times thrown — yards lost attempting to pass	0-0	1-9	EXTRA POINTS Made-Attempts	3-3	4-4
Gross yards passing	177	164	FIELD GOALS Made-Attempts	0-0	2-2
PASS ATTEMPTS-COMPLETIONS-HAD INTERCEPTED	37-19-3	23-11-0	SAFETIES	0	0
Average gain per pass play (inc. # thrown passing)	4.8	6.5	FINAL SCORE	21	34
			TIME OF POSSESSION	34:26	25:34

BRONCOS DEFENSIVE STATISTICS

(based on unofficial press box statistics)																											
PLAYER	UT	A	TT	S-YDS	I-YDS	PD	FF	FR	PLAYER	UT	A	TT	S-YDS	I-YDS	PD	FF	FR	PLAYER	UT	A	TT	S-YDS	I-YDS	PD	FF	FR	
B. Thompson	10	3	13	0-0	0-0	0	0	0	R. Rich	1	2	3	0-0	0-0	0	0	0	R. Rich	1	2	3	0-0	0-0	0	0	0	
R. Gradishar	5	5	10	0-0	0-0	1	0	0	R. Nairne	2	1	3	0-0	0-0	0	0	0	R. Nairne	2	1	3	0-0	0-0	0	0	0	
T. Jackson	7	1	8	0-0	2-49	2	0	1	P. Smith	1	1	2	0-0	0-0	0	0	0	P. Smith	1	1	2	0-0	0-0	0	0	0	
J. Rizzo	5	2	7	0-0	0-0	1	0	0	G. Turk	1	1	2	0-0	0-0	0	0	0	G. Turk	1	1	2	0-0	0-0	0	0	0	
B. Swenson	4	2	6	0-0	0-0	0	0	0	J. Grant	0	2	2	0-0	0-0	0	0	0	J. Grant	0	2	2	0-0	0-0	0	0	0	
B. Jackson	4	1	5	0-0	1-15	1	0	0	R. Carter	1	0	1	0-0	0-0	0	0	0	R. Carter	1	0	1	0-0	0-0	0	0	0	
B. Alzado	3	2	4	0-0	0-0	0	0	0	B. Manor	0	1	1	0-0	0-0	0	0	0	B. Manor	0	1	1	0-0	0-0	0	0	0	
B. Chavous	4	0	4	0-0	0-0	0	0	0	R. Pottl	1	0	1	0-0	0-0	0	0	0	R. Pottl	1	0	1	0-0	0-0	0	0	0	
L. Wright	3	0	3	0-0	0-0	2	0	0	TEAM TOTALS	53	23	76	0-0	3-64	8	1	1	TEAM TOTALS	53	23	76	0-0	3-64	8	1	1	



YEAR-BY-YEAR HEAD COACHES/RECORDS

Season	Coach	W	L	T	Pct.
1960	Frank Filchok	4	9	1	
1961	Frank Filchok	3	11	0	
	Filchok's totals	7	20	1	.268
1962	Jack Faulkner	7	7	0	
1963	Jack Faulkner	2	11	1	
1964	Jack Faulkner	0	4	0	
	Faulkner's totals	9	22	1	.297
1964	Mac Speedie	2	7	1	
1965	Mac Speedie	4	10	0	
1966	Mac Speedie	0	2	0	
	Speedie's totals	6	19	1	.250
1966	Ray Malavasi	4	8	0	
	Malavasi's totals	4	8	0	.333
1967	Lou Saban	3	11	0	
1968	Lou Saban	5	9	0	
1969	Lou Saban	5	8	1	
1970	Lou Saban	5	8	1	
1971	Lou Saban	2	6	1	
	Saban's totals	20	42	3	.331
1971	Jerry Smith	2	3	0	
	Smith's totals	2	3	0	.400
1972	John Ralston	5	9	0	
1973	John Ralston	7	5	2	
1974	John Ralston	7	6	1	
1975	John Ralston	6	8	0	
1976	John Ralston	9	5	0	
	Ralston's totals	34	33	3	.507
1977	Red Miller	12	2	0	
	Playoffs	2	1	0	
1978	Red Miller	10	6	0	
	Playoffs	0	1	0	
1979	Red Miller	10	6	0	
	Playoffs	0	1	0	
1980	Red Miller	8	8	0	
	Miller's regular season totals	40	22	0	.645
	Miller's overall totals	42	25	0	.627
1981	Dan Reeves	10	6	0	
1982	Dan Reeves	2	7	0	
1983	Dan Reeves	9	7	0	
	Playoffs	0	1	0	
1984	Dan Reeves	13	3	0	
	Playoffs	0	1	0	
1985	Dan Reeves	11	5	0	
1986	Dan Reeves	11	5	0	
	Playoffs	2	1	0	
1987	Dan Reeves	10	4	1	
	Playoffs	2	1	0	
1988	Dan Reeves	6	8	0	
1989	Dan Reeves	11	5	0	
	Playoffs	2	1	0	
1990	Dan Reeves	5	11	0	
1991	Dan Reeves	12	4	0	
	Playoffs	1	1	0	
1992	Dan Reeves	8	8	0	
	Reeves' regular season totals	110	73	1	.600
	Reeves' overall totals	117	79	1	.596
1993	Wade Phillips	9	7	0	
	Playoffs	0	1	0	
1994	Wade Phillips	7	9	0	
	Phillips' regular season totals	16	16	0	.500
	Phillips' overall totals	16	17	0	.485
1995	Mike Shanahan	8	8	0	
1996	Mike Shanahan	13	3	0	
	Playoffs	0	1	0	
1997	Mike Shanahan	12	4	0	
	Playoffs	4	0	0	
1998	Mike Shanahan	14	2	0	
	Playoffs	3	0	0	
1999	Mike Shanahan	6	10	0	
2000	Mike Shanahan	11	5	0	
	Playoffs	0	1	0	
2001	Mike Shanahan	8	8	0	
2002	Mike Shanahan	9	7	0	
2003	Mike Shanahan	10	6	0	
	Playoffs	0	1	0	
2004	Mike Shanahan	10	6	0	
	Playoffs	0	1	0	
2005	Mike Shanahan	13	3	0	
	Playoffs	1	1	0	
2006	Mike Shanahan	9	7	0	
	Shanahan's regular season totals	123	69	0	.641
	Shanahan's overall totals	131	74	0	.639

ATTENDANCE MARKS

BRONCOS LARGEST CROWDS

HOME				ROAD			
76,786	vs. Kansas City	Sept. 17, 2006	101,063	at Pasadena (Super Bowl XXI)	Jan. 25, 1987		
76,775	vs. Pittsburgh (Playoffs)	Jan. 22, 2006	91,020	at Los Angeles Raiders	Oct. 28, 1984		
76,767	vs. Indianapolis	Oct. 29, 2006	90,153	at Los Angeles Raiders	Nov. 2, 1986		
76,753	vs. Oakland	Sept. 22, 2003	87,560	at Los Angeles Raiders	Dec. 3, 1989		
76,723	vs. San Diego	Nov. 19, 2006	81,065	at Cleveland	Oct. 5, 1980		
76,691	vs. Oakland	Oct. 15, 2006	80,272	at Buffalo (Playoffs)	Jan. 12, 1992		
76,643	vs. Oakland	Nov. 11, 2002	79,915	at Cleveland (Playoffs)	Jan. 11, 1987		
76,571	vs. New England	Oct. 16, 2005	79,864	at Buffalo	Oct. 5, 1975		
76,530	vs. Philadelphia	Oct. 30, 2005	79,484	at Kansas City	Nov. 23, 2006		
76,403	vs. Kansas City	Dec. 7, 2003	79,439	at Kansas City	Sept. 22, 1996		
76,381	vs. Kansas City	Sept. 26, 2005	78,903	at Kansas City	Oct. 5, 2003		
76,355	vs. Baltimore	Oct. 9, 2006	78,683	at Kansas City	Sept. 19, 1999		
76,255	vs. New York Jets	Nov. 20, 2005	78,637	at Cleveland	Oct. 1, 1989		
76,238	vs. New England (Playoffs)	Jan. 14, 2006	78,521	at New York Jets	Dec. 8, 2002		
76,212	vs. Oakland	Dec. 24, 2005	78,516	at New York Giants	Oct. 23, 2005		

2001-Present — INVESCO Field at Mile High
1960-2000 — Mile High Stadium/Bears Stadium

BRONCOS REGULAR SEASON ATTENDANCE BY SEASON

Year	Home	Road	Total	Year	Home	Road	Total
1960	91,333	115,994	207,327	1984	585,233	450,442	1,035,675
1961	74,508	122,315	196,823	1985	589,500	452,847	1,042,347
1962	178,485	146,442	324,927	1986	589,037	526,550	1,115,587
1963	132,218	165,995	298,213	1987	498,715	370,586	869,301
1964	118,259	166,744	285,003	1988	597,680	487,571	1,085,251
1965	219,786	215,992	435,778	1989	588,144	542,541	1,130,685
1966	192,198	203,799	395,997	1990	560,703	509,425	1,070,128
1967	231,801	247,696	479,497	1991	584,214	466,818	1,051,032
1968	281,374	278,008	559,382	1992	597,704	503,447	1,101,151
1969	326,851	276,755	603,606	1993	590,808	521,349	1,112,157
1970	355,739	330,184	685,923	1994	574,180	524,941	1,099,121
1971	358,400	377,642	736,042	1995	583,510	455,634	1,039,144
1972	361,414	412,073	773,487	1996	589,296	462,194	1,051,490
1973	356,327	351,334	707,661	1997	590,189	499,942	1,090,131
1974	347,322	354,367	701,689	1998	597,462	546,021	1,143,483
1975	342,375	347,944	690,319	1999	577,309	531,728	1,109,037
1976	436,468	349,126	785,594	2000	604,042	535,988	1,140,030
1977	524,595	370,917	895,512	2001	600,283	514,920	1,115,203
1978	598,085	470,756	1,068,841	2002	604,904	557,070	1,161,974
1979	597,521	427,040	1,024,561	2003	607,167	526,919	1,134,086
1980	593,084	473,680	1,066,764	2004	601,031	539,587	1,140,618
1981	598,224	475,360	1,073,584	2005	608,790	*558,598	*1,167,388
1982	369,555	183,046	552,601	2006	*610,782	544,955	1,155,737
1983	592,493	385,022	977,515	Total	21,809,098	18,878,304	40,687,402

*Broncos records

BRONCOS SEASON TICKET SALES

1960.....2,675	*1972.....48,000	*1984.....73,347	*1996.....73,180
1961.....5,775	*1973.....48,000	*1985.....73,309	*1997.....73,275
1962.....5,042	*1974.....49,000	*1986.....73,348	*1998.....73,972
1963.....7,624	*1975.....49,000	*1987.....74,147	*1999.....73,997
1964.....8,002	*1976.....62,215	*1988.....74,147	*2000.....73,855
1965.....22,905	*1977.....73,089	*1989.....73,952	*2001.....73,825
1966.....18,898	*1978.....73,092	*1990.....73,966	*2002.....73,576
1967.....24,650	*1979.....73,313	*1991.....73,682	*2003.....73,583
1968.....27,348	*1980.....73,298	*1992.....73,592	*2004.....73,590
1969.....31,936	*1981.....73,380	*1993.....73,182	*2005.....73,846
*1970.....43,580	*1982.....73,380	*1994.....73,072	*2006.....73,972
*1971.....47,500	*1983.....73,377	*1995.....73,222	*2007.....73,984

*Season tickets sold out. Every Broncos home game at Mile High Stadium (1970-2000) and INVESCO Field at Mile High (2001-06) has been a sell-out since the beginning of the 1970 season, with the exception of two replacement games played during the 1987 strike (both games were sold out before the strike). The Broncos have thus sold out 285 consecutive regular season games, and with postseason games the total reaches 300.

BRONCOS STATISTICAL HISTORY

TEAM OFFENSE YEAR-BY-YEAR

	Total Plays	First Downs	Rush Yards	League Rank	Pass Yards	League Rank	Total Yards	League Rank	Total Points
1960	958	248	1,195.....8th		3,247.....3rd		4,442.....6th		309
1961	934	219	1,091.....8th		2,720.....3rd		3,811.....7th		251
1962	885	270	1,298.....7th		3,404.....1st		4,702.....4th		353
1963	832	230	1,508.....6th		2,487.....8th		3,995.....7th		301
1964	908	207	1,311.....8th		2,021.....8th		3,332.....8th		240
1965	959	255	1,829.....2nd		2,640.....3rd		4,469.....2nd		303
1966	815	171	1,173.....8th		1,995.....9th		3,168.....9th		196
1967	852	172	1,265.....9th		1,682.....8th		2,947.....9th		256
1968	889	217	1,614.....7th		2,357.....6th		3,971.....7th		255
1969	841	243	1,637.....6th		2,524.....5th		4,161.....6th		297
1970	883	217	1,802.....9th		2,025.....19th		3,827.....18th		253
1971	891	217	2,093.....10th		2,065.....17th		4,158.....11th		203
1972	831	237	1,838.....18th		2,634.....3rd		4,472.....5th		325
1973	893	253	1,954.....14th		2,519.....3rd		4,473.....6th		354
1974	861	258	2,157.....5th		2,328.....9th		4,485.....5th		302
1975	964	268	1,993.....13th		2,541.....7th		4,534.....10th		254
1976	901	239	1,932.....19th		2,204.....12th		4,136.....16th		315
1977	886	223	2,043.....11th		1,863.....15th		3,906.....17th		274
1978	1,039	294	2,451.....8th		2,378.....17th		4,829.....14th		282
1979	1,044	306	2,040.....18th		3,102.....13th		5,142.....12th		289
1980	992	286	1,865.....20th		2,777.....18th		4,642.....25th		310
1981	1,062	306	1,895.....21st		3,531.....8th		5,426.....14th		321
1982	592	170	1,018.....17th		1,819.....15th		2,837.....15th		148
1983	1,025	292	1,784.....23rd		3,027.....20th		4,811.....26th		302
1984	1,018	299	2,076.....10th		2,859.....24th		4,935.....22nd		353
1985	1,152	339	1,851.....16th		3,645.....6th		5,496.....10th		380
1986	1,042	319	1,678.....20th		3,538.....10th		5,216.....15th		378
1987	1,070	331	1,970.....12th		3,654.....3rd		5,624.....2nd		379
1988	1,077	338	1,815.....19th		3,691.....6th		5,506.....8th		327
1989	1,071	308	2,092.....6th		3,001.....23rd		5,093.....15th		362
1990	1,035	323	1,872.....14th		3,341.....7th		5,213.....8th		331
1991	1,012	284	2,015.....8th		2,997.....17th		5,012.....12th		304
1992	928	234	1,500.....25th		2,930.....19th		4,430.....21st		262
1993	1,060	327	1,693.....18th		3,768.....4th		5,461.....5th		373
1994	1,112	346	1,470.....23rd		4,017.....4th		5,487.....6th		347
1995	1,060	344	1,995.....5th		4,045.....7th		6,040.....3rd		388
1996	1,092	336	2,362.....1st		3,429.....13th		5,791.....1st		391
1997	1,068	340	2,378.....4th		3,494.....9th		5,872.....1st		472
1998	1,041	347	2,468.....2nd		3,624.....7th		6,092.....3rd		501
1999	1,053	308	1,864.....12th		3,419.....15th		5,283.....14th		314
2000	1,115	383	2,311.....3rd		4,2433rd		6,5542nd		485
2001	1,034	304	1,877.....10th		2,940.....25th		4,817.....22nd		340
2002	1,057	357	2,266.....5th		3,824.....8th		6,090.....3rd		392
2003	1,047	334	2,6292nd		2,969.....22nd		5,598.....7th		381
2004	1,070	351	2,333.....4th		3,999.....6th		6,332.....5th		381
2005	1,030	330	2,539.....2nd		3,227.....18th		5,766.....5th		395
2006	973	285	2,152.....8th		2,799.....25th		4,951.....21st		319

League rankings for 1960-69 reflect American Football League ranking.
The AFL had eight teams from 1960-65, nine teams from 1966-67 and 10 teams from 1968-69.
The NFL had 26 teams from 1970-75, 28 teams from 1976-94; 30 teams from 1995-98; 31 teams from 1999-2001 and 32 teams from 2002-Present.

TEAM DEFENSE YEAR-BY-YEAR

	Total Plays	First Downs	Rush Yards	League Rank	Pass Yards	League Rank	Total Yards	League Rank	Total Points
1960	927	254	2,145	8th	2,987	5th	5,132	8th	393
1961	899	233	1,633	5th	2,785	5th	4,418	6th	432
1962	862	234	1,868	5th	2,670	4th	4,538	6th	334
1963	828	254	1,687	5th	3,394	8th	5,081	6th	473
1964	902	271	2,064	8th	2,906	3rd	4,970	7th	438
1965	850	244	1,337	3rd	2,960	7th	4,297	7th	392
1966	871	251	2,029	8th	2,515	3rd	4,544	3rd	381
1967	921	276	2,076	8th	3,125	8th	5,201	9th	409
1968	917	251	1,861	7th	3,163	10th	5,024	10th	404
1969	918	278	1,709	7th	2,932	10th	4,641	8th	344
1970	838	199	1,351	3rd	2,354	18th	3,705	7th	264
1971	825	206	1,834	14th	1,985	5th	3,819	10th	275
1972	876	251	1,668	4th	2,183	16th	3,851	9th	350
1973	872	239	1,795	6th	2,440	24th	4,235	19th	296
1974	945	265	1,808	13th	2,583	24th	4,391	21st	294
1975	901	247	1,974	13th	2,032	7th	4,006	9th	307
1976	919	222	1,709	3rd	2,025	12th	3,734	8th	206
1977	931	217	1,531	1st	2,244	25th	3,775	9th	148
1978	1,016	251	1,979	6th	2,469	8th	4,448	6th	198
1979	1,033	273	1,693	1st	3,159	23rd	4,852	10th	262
1980	1,043	303	2,117	20th	3,125	15th	5,242	15th	323
1981	1,000	268	2,005	13th	2,873	5th	4,878	6th	289
1982*	616	176	935	7th	2,234	26th	3,169	24th	226
1983	1,099	321	1,938	10th	3,671	23rd	5,609	21st	327
1984	1,123	311	1,664	5th	4,023	27th	5,687	25th	241
1985	1,069	290	1,973	13th	3,206	14th	5,179	13th	329
1986	1,026	291	1,651	5th	3,296	16th	4,947	9th	327
1987	941	277	2,017	20th	2,796	5th	4,813	9th	288
1988	1,055	316	2,538	27th	2,933	7th	5,471	22nd	352
1989	977	246	1,580	6th	2,827	3rd	4,407	3rd	226
1990	969	306	1,963	17th	3,382	21st	5,345	20th	374
1991	939	242	1,794	19th	2,755	3rd	4,549	5th	235
1992	1,001	283	1,963	23rd	3,120	14th	5,083	22nd	329
1993	1,005	280	1,418	4th	3,731	27th	5,149	19th	284
1994	1,023	303	1,752	16th	4,155	28th	5,907	28th	396
1995	1,010	322	1,895	23rd	3,298	9th	5,193	15th	345
1996	951	261	1,331	1st	3,139	10th	4,470	4th	275
1997	951	258	1,803	16th	2,868	5th	4,671	5th	287
1998	999	283	1,287	3rd	3,648	26th	4,935	11th	309
1999	961	267	1,737	19th	3,016	8th	4,753	7th	318
2000	962	294	1,598	7th	3,946	31st	5,544	24th	369
2001	960	292	1,492	6th	3,282	16th	4,774	8th	339
2002	985	298	1,489	4th	3,337	17th	4,826	6th	344
2003	910	241	1,605	7th	2,828	6th	4,433	4th	301
2004	918	235	1,512	4th	2,947	6th	4,459	4th	304
2005	985	295	1,363	2nd	3,643	29th	5,006	15th	258
2006	1,020	291	1,813	12th	3,410	21st	5,223	14th	305

*players strike; nine-game season

League rankings for 1960-69 reflect American Football League ranking.

The AFL had eight teams from 1960-65, nine teams from 1966-67 and 10 teams from 1968-69.

The NFL had 26 teams from 1970-75, 28 teams from 1976-94, 30 teams from 1995-98, 31 teams from 1999-2001 and 32 teams from 2002-Present.

TEAM TURNOVERS YEAR-BY-YEAR

	GIVEAWAYS			TAKEAWAYS			Turnover Ratio
	INTs	Fum.	Total	INTs	Fum.	Total	
1960	35	17	52	27	17	44	-8
1961	45	20	65	26	14	40	-25
1962	40	14	54	27	19	46	-8
1963	28	15	43	15	20	35	-8
1964	32	8	40	32	21	53	+13
1965	30	16	46	25	14	39	-7
1966	30	17	47	13	18	31	-16
1967	18	12	30	28	13	41	+11
1968	27	13	40	20	12	32	-8
1969	23	8	31	14	14	28	-3
1970	28	13	41	16	16	32	-9
1971	27	12	39	20	20	40	+1
1972	23	11	34	10	12	22	-12
1973	20	9	29	14	15	29	+/-0
1974	17	13	30	22	11	33	+3
1975	34	14	48	16	16	32	-16
1976	22	12	34	24	13	37	+3
1977	12	15	27	25	14	39	+12
1978	17	17	34	31	13	44	+10
1979	23	18	41	19	19	38	-3
1980	25	12	37	16	12	28	-9
1981	21	18	39	23	23	46	+7
1982	19	17	36	12	7	19	-17
1983	22	19	41	27	20	47	+6
1984	17	17	34	31	24	55	+21
1985	23	8	31	24	12	36	+5
1986	16	13	29	18	17	35	+6
1987	19	17	36	28	19	47	+11
1988	22	12	34	16	13	29	-5
1989	20	12	32	21	22	43	+11
1990	18	14	32	10	15	25	-7
1991	12	13	25	23	10	33	+8
1992	29	14	43	15	16	31	-12
1993	10	18	28	18	13	31	+3
1994	13	18	31	12	14	26	-5
1995	14	16	30	8	13	21	-9
1996	17	15	32	23	9	32	+/-0
1997	11	10	21	18	13	31	+10
1998	14	6	20	19	11	30	+10
1999	18	10	28	15	11	26	-2
2000	12	13	25	27	17	44	+19
2001	19	8	27	22	15	37	+10
2002	20	7	27	9	13	22	-5
2003	18	6	24	9	11	20	-4
2004	20	9	29	12	8	20	-9
2005	7	9	16	20	16	36	+20
2006	18	12	30	17	13	30	+/-0

INDIVIDUAL YEAR-BY-YEAR LEADERS

RUSHING

	YARDS	ATTEMPTS	AVG. (min. 100 att.)	TOUCHDOWNS
1960	Rolle.....501	Rolle.....130	Mingo.....3.9	Mingo.....4
1961	Stone.....505	Stone.....127	Stone.....4.0	Bukaty.....5
1962	Stone.....360	Stone.....94	Stone.....3.8	Mingo.....4
1963	Joe.....649	Joe.....154	Joe.....4.2	Joe.....4
1964	Mitchell.....590	Mitchell.....177	Joe.....3.7	Mitchell.....5
1965	Gilchrist.....954	Gilchrist.....252	Hayes.....4.1	Gilchrist.....6
1966	Hayes.....411	Haynes.....129	Hayes.....4.0	Haynes/Choboian.....2
1967	Little.....381	Little.....130	Little.....2.9	Hickey/Hayes.....4
1968	Little.....584	Little.....158	Little.....3.7	Lynch.....4
1969	Little.....729	Little.....146	Little.....5.0	Little.....6
1970	Little.....901	Little.....209	Little.....4.3	Crenshaw.....5
1971	Little.....1,133	Little.....284	Little.....4.0	Little.....6
1972	Little.....859	Little.....216	Little.....4.0	Little.....9
1973	Little.....979	Little.....256	Dawkins.....4.4	Little.....12
1974	Armstrong.....1,407	Armstrong.....263	Armstrong.....5.3	Keyworth.....10
1975	Keyworth.....725	Keyworth.....182	Keyworth.....4.0	Keyworth/Lynch.....3
1976	Armstrong.....1,008	Armstrong.....247	Armstrong.....4.1	Armstrong.....5
1977	Armstrong.....489	Armstrong.....130	Perrin.....4.1	Armstrong/Morton.....4
1978	Perrin.....455	Armstrong/Keyworth.....112	Perrin.....4.2	Perrin.....4
1979	Armstrong.....453	Armstrong.....108	Armstrong.....4.2	Lytle.....4
1980	Jensen.....476	Preston.....111	Jensen.....4.7	Armstrong/Preston.....4
1981	Parros.....749	Preston.....183	Parros.....4.3	Lytle.....4
1982	Willhite.....347	Parros.....77	Willhite.....5.0	Willhite.....2
1983	Winder.....757	Winder.....196	Winder.....3.9	Poole.....4
1984	Winder.....1,153	Winder.....296	Winder.....3.9	Winder.....4
1985	Winder.....714	Winder.....199	Winder.....3.6	Winder.....8
1986	Winder.....789	Winder.....240	Winder.....3.3	Winder.....9
1987	Winder.....741	Winder.....196	Winder.....3.8	Winder.....6
1988	Dorsett.....703	Dorsett.....181	Dorsett.....3.9	Dorsett.....5
1989	Humphrey.....1,151	Humphrey.....294	Humphrey.....3.9	Humphrey.....7
1990	Humphrey.....1,202	Humphrey.....288	Humphrey.....4.2	Humphrey.....7
1991	Green.....1,037	Green.....261	Green.....4.0	Elway.....6
1992	Green.....648	Green.....161	Green.....4.0	Lewis.....4
1993	Bernstine.....816	Bernstine.....223	Bernstine.....3.7	Delpino.....8
1994	L. Russell.....620	L. Russell.....190	L. Russell.....3.3	L. Russell.....9
1995	Davis.....1,117	Davis.....237	Davis.....4.7	Davis.....7
1996	Davis.....1,538	Davis.....345	Davis.....4.5	Davis.....13
1997	Davis.....1,750	Davis.....369	Davis.....4.7	Davis.....15
1998	Davis.....2,008	Davis.....392	Davis.....5.1	Davis.....21
1999	Gary.....1,159	Gary.....276	Gary.....4.2	Gary.....7
2000	Anderson.....1,487	Anderson.....297	Anderson.....5.0	Anderson.....15
2001	Davis.....701	Anderson.....175	Davis.....4.2	Anderson.....4
2002	Portis.....1,508	Portis.....273	Portis.....5.5	Portis.....15
2003	Portis.....1,591	Portis.....290	Portis.....5.5	Portis.....14
2004	Droughns.....1,240	Droughns.....275	Droughns.....4.5	Droughns.....6
2005	Anderson.....1,014	Anderson.....239	T. Bell.....5.3	Anderson.....12
2006	T. Bell.....1,025	T. Bell.....233	T. Bell.....4.4	M. Bell.....8

PASSING

	YARDS	ATTEMPTS	COMPLETIONS
1960	Tripucka.....3,038	Tripucka.....478	Tripucka.....248
1961	Tripucka.....1,690	Tripucka.....344	Tripucka.....167
1962	Tripucka.....2,917	Tripucka.....440	Tripucka.....240
1963	Slaughter.....1,689	Slaughter.....223	Slaughter.....112
1964	Lee.....1,611	Lee.....265	Lee.....133
1965	McCormick.....1,292	McCormick.....253	McCormick.....103
1966	Choboian.....1,110	McCormick.....193	Choboian.....82
1967	Tensi.....1,915	Tensi.....325	Tensi.....131
1968	Briscoe.....1,589	Briscoe.....224	Briscoe.....93
1969	Tensi.....1,990	Tensi.....286	Tensi.....131
1970	Liske.....1,340	Liske.....238	Liske.....112
1971	Ramsey.....1,120	Ramsey.....178	Horn.....89
1972	Johnson.....1,783	Johnson.....238	Johnson.....132
1973	Johnson.....2,465	Johnson.....346	Johnson.....184
1974	Johnson.....1,969	Johnson.....244	Johnson.....136
1975	Ramsey.....1,562	Ramsey.....233	Ramsey.....128
1976	Ramsey.....1,931	Ramsey.....270	Ramsey.....128
1977	Morton.....1,929	Morton.....254	Morton.....131
1978	Morton.....1,802	Morton.....267	Morton.....146
1979	Morton.....2,626	Morton.....370	Morton.....204
1980	Morton.....2,150	Morton.....301	Morton.....183
1981	Morton.....3,195	Morton.....376	Morton.....225
1982	DeBerg.....1,405	DeBerg.....223	DeBerg.....131
1983	Elway.....1,663	Elway.....259	Elway.....123
1984	Elway.....2,598	Elway.....380	Elway.....214
1985	Elway.....3,891	Elway.....605	Elway.....327
1986	Elway.....3,485	Elway.....504	Elway.....280
1987	Elway.....3,198	Elway.....410	Elway.....224
1988	Elway.....3,309	Elway.....496	Elway.....274
1989	Elway.....3,051	Elway.....416	Elway.....223
1990	Elway.....3,526	Elway.....502	Elway.....294
1991	Elway.....3,253	Elway.....451	Elway.....242
1992	Elway.....2,242	Elway.....316	Elway.....174
1993	Elway.....4,030	Elway.....551	Elway.....348
1994	Elway.....3,490	Elway.....494	Elway.....307
1995	Elway.....3,970	Elway.....542	Elway.....316
1996	Elway.....3,328	Elway.....466	Elway.....287
1997	Elway.....3,635	Elway.....502	Elway.....280
1998	Elway.....2,806	Elway.....356	Elway.....210
1999	Griese.....3,032	Griese.....452	Griese.....261
2000	Griese.....2,688	Griese.....336	Griese.....216
2001	Griese.....2,827	Griese.....451	Griese.....275
2002	Griese.....3,214	Griese.....436	Griese.....291
2003	Plummer.....2,182	Plummer.....302	Plummer.....189
2004	Plummer.....4,089	Plummer.....521	Plummer.....303
2005	Plummer.....3,366	Plummer.....456	Plummer.....277
2006	Plummer.....1,994	Plummer.....317	Plummer.....175

PASSING, CONT.

	COMP. PCT. (min. 50 att.)	TOUCHDOWNS	INTERCEPTIONS
1960	Tripucka519	Tripucka24	Tripucka34
1961	Tripucka485	Tripucka10	Herring22
1962	Tripucka545	Tripucka17	Tripucka25
1963	Breaux507	Slaughter12	Slaughter14
1964	Slaughter513	Lee11	Lee20
1965	Lee550	McCormick7	McCormick14
1966	Choboian503	McCormick6	McCormick15
1967	Tensi403	Tensi16	Tensi17
1968	LeClair500	Briscoe14	Briscoe13
1969	Liske530	Tensi14	Tensi12
1970	Liske471	Liske7	Liske11
1971	Horn514	Ramsey5	Horn14
1972	Johnson555	Johnson14	Johnson14
1973	Johnson532	Johnson20	Johnson17
1974	Johnson557	Johnson13	Johnson9
1975	Ramsey549	Ramsey9	Ramsey14
1976	Ramsey474	Ramsey11	Ramsey13
1977	Morton516	Morton14	Morton8
1978	Weese632	Morton11	Morton8
1979	Morton551	Morton16	Morton19
1980	Morton608	Morton12	Morton13
1981	Morton598	Morton21	Morton14
1982	DeBerg587	DeBerg7	DeBerg11
1983	DeBerg553	DeBerg9	Elway14
1984	Kubiak587	Elway18	Elway15
1985	Elway540	Elway22	Elway23
1986	Elway556	Elway19	Elway13
1987	Karcher549	Elway19	Elway12
1988	Kubiak623	Elway17	Elway19
1989	Kubiak582	Elway18	Elway18
1990	Elway586	Elway15	Elway14
1991	Elway537	Elway13	Elway12
1992	Elway551	Elway10	Elway17
1993	Elway632	Elway25	Elway10
1994	Elway621	Elway16	Elway10
1995	Elway583	Elway26	Elway14
1996	Elway616	Elway26	Elway14
1997	Elway558	Elway27	Elway11
1998	Brister595	Elway22	Elway10
1999	Griese577	Griese14	Griese14
2000	Griese643	Griese19	Frerotte8
2001	Griese610	Griese23	Griese19
2002	Griese667	Griese15	Griese15
2003	Plummer626	Plummer15	Plummer7
2004	Plummer582	Plummer27	Plummer20
2005	Plummer607	Plummer18	Plummer7
2006	Cutler591	Plummer11	Plummer13

RECEIVING

	RECEPTIONS	YARDS	AVG. (min. 20 rec.)	TOUCHDOWNS
1960	Taylor92	Taylor1,235	Carmichael19.3	Taylor12
1961	Taylor100	Taylor1,176	Frazier17.0	Frazier6
1962	Taylor77	Taylor908	Scarpitto19.1	Scarpitto6
1963	Taylor78	Taylor1,101	Scarpitto22.0	Taylor10
1964	Taylor76	Taylor873	Dixon15.4	Taylor7
1965	Taylor85	Taylor1,131	Scarpitto18.3	Taylor6
1966	Haynes46	Denson725	Denson20.1	Scarpitto4
1967	Crabtree/Denson46	Denson899	Denson19.5	Denson11
1968	Crabtree35	Crabtree601	Denson17.2	Crabtree/Denson5
1969	Denson53	Denson809	Embree16.2	Denson10
1970	Denson47	Denson646	Whalen14.0	Whalen3
1971	Anderson37	Simmons403	Simmons16.1	Harrison2
1972	Sherman38	Sherman661	Sherman17.4	Moses5
1973	Odoms43	Odoms629	Moses18.5	Moses8
1974	Odoms42	Odoms639	Moses16.4	Odoms6
1975	Keyworth42	Odoms544	Dolbin19.1	Dolbin/Odoms3
1976	Armstrong39	Moses498	Moses19.9	Moses7
1977	Odoms37	Moses539	Moses20.0	Moses4
1978	Odoms54	Odoms829	Moses20.1	Odoms6
1979	Upchurch64	Moses943	Moses17.5	Upchurch7
1980	Jensen49	Moses674	Moses17.7	Odoms6
1981	Watson60	Watson1,244	Watson20.7	Watson13
1982	Parros37	Watson555	Upchurch15.7	Upchurch3
1983	Watson59	Watson1,133	Watson19.2	Watson5
1984	Watson69	Watson1,170	Watson17.0	Watson7
1985	Watson61	Watson915	Sampson16.6	Watson5
1986	Willhite64	Jackson738	Jackson19.4	Winder5
1987	V. Johnson42	V. Johnson684	Nattiel20.3	V. Johnson7
1988	V. Johnson68	V. Johnson896	Jackson18.5	Jackson6
1989	V. Johnson76	V. Johnson1,095	Young18.3	V. Johnson7
1990	Jackson57	Jackson926	Jackson16.2	Jackson/Young4
1991	Young44	Young629	Jackson18.3	V. Johnson3
1992	Sharpe53	Jackson745	Marshall19.0	Jackson8
1993	Sharpe81	Sharpe995	Russell16.3	Sharpe9
1994	Sharpe87	Miller1,107	Miller18.5	Miller5
1995	Sharpe63	Miller1,079	Miller18.3	Miller14
1996	Sharpe80	Sharpe1,062	Sharpe13.3	Sharpe10
1997	Sharpe72	R. Smith1,180	R. Smith16.9	R. Smith12
1998	R. Smith86	R. Smith1,222	McCaffrey16.5	McCaffrey/Sharpe10
1999	R. Smith79	R. Smith1,020	Chamberlain15.3	McCaffrey7
2000	McCaffrey101	R. Smith1,602	R. Smith16.0	McCaffrey9
2001	R. Smith113	R. Smith1,343	R. Smith11.9	R. Smith11
2002	R. Smith89	R. Smith1,027	Lelie15.0	R. Smith5
2003	R. Smith74	R. Smith845	Lelie17.0	Sharpe8
2004	R. Smith79	R. Smith1,144	Lelie20.1	Lelie/R. Smith7
2005	R. Smith85	R. Smith1,105	Lelie18.3	R. Smith6
2006	Walker69	Walker1,084	Walker15.7	Walker8

INTERCEPTIONS

INTERCEPTIONS		RETURN YARDS	
1960	Gonsoulin11	Gonsoulin98	
1961	Nugent7	McNamara85	
1962	Gonsoulin7	Zeman133	
1963	Gonsoulin6	Gonsoulin64	
1964	Brown9	Brown140	
1965	Gonsoulin6	Wilson118	
1966	Brown/Sellers3	Brown37	
1967	Sellers7	Wilson153	
1968	Jaquess5	Jaquess64	
1969	Thompson3	Thompson92	
1970	Martha6	Martha99	
1971	Thompson5	Thompson83	
1972	Mitchell3	Preece30	
1973	Jones4	Thompson96	
1974	Jones/Thompson5	Thompson105	
1975	Gradishar3	Thompson97	
1976	Jackson7	Jackson136	
1977	Thompson5	Wright128	
1978	B. Jackson/Foley6	B. Jackson128	
1979	Foley6	Thompson57	
1980	Foley4	Foley115	
1981	Foley5	Foley81	
1982	Kyle3	Smith29	
1983	Wright6	Harden127	
1984	Foley/Harden6	Mecklenburg105	
1985	Harden/L. Wright5	Harden100	
1986	Harden6	Harden179	
1987	Harden4	Clark105	
1988	Harden4	Robbins66	
1989	Braxton6	Braxton103	
1990	Atwater/Henderson/Montgomery2	Henderson71	
1991	Atwater/D. Smith5	Atwater104	
1992	Henderson/D. Smith4	Henderson79	
1993	Smith/Braxton3	Atwater81	
1994	Crockett/Hilliard/R. Jones2	Atwater24	
1995	Atwater3	Atwater54	
1996	Braxton9	Braxton128	
1997	Braxton/Crockett/Gordon4	Braxton113	
1998	Gordon4	Gordon125	
1999	James5	James59	
2000	Buckley6	Buckley110	
2001	O'Neal9	O'Neal115	
2002	O'Neal5	O'Neal70	
2003	K. Herndon3	K. Herndon19	
2004	Bailey3	Hayward76	
2005	Bailey8	Bailey139	
2006	Bailey10	Bailey162	

PUNT RETURNS

PUNT RETURNS		YARDS		AVG. (min. 10)	
1960	Carmichael15	Carmichael101	Carmichael6.7		
1961	Frazier18	Frazier231	Frazier12.8		
1962	Mingo7	Zeman59	Zeman11.8		
1963	Mitchell12	Mitchell141	Mitchell11.7		
1964	Barry16	Barry149	Barry9.3		
1965	Barry21	Barry210	Barry10.0		
1966	Haynes10	Haynes119	Haynes11.9		
1967	Little16	Little270	Little16.9		
1968	Little24	Little261	Little10.9		
1969	Thompson25	Thompson288	Thompson11.5		
1970	Thompson23	Thompson233	Thompson10.1		
1971	Thompson29	Thompson274	Thompson9.4		
1972	Sherman10	Sherman89	Sherman8.9		
1973	Thompson30	Thompson366	Thompson12.2		
1974	Thompson26	Thompson350	Thompson13.5		
1975	Upchurch27	Upchurch312	Thompson12.2		
1976	Upchurch39	Upchurch536	Upchurch13.7		
1977	Upchurch51	Upchurch653	Upchurch12.8		
1978	Upchurch36	Upchurch493	Upchurch13.7		
1979	Upchurch30	Upchurch304	Upchurch10.1		
1980	Upchurch37	Upchurch353	Upchurch9.5		
1981	Manning41	Manning378	Manning9.2		
1982	Upchurch15	Upchurch242	Upchurch16.1		
1983	Thomas33	Thomas368	Thomas11.2		
1984	Willhite/Thomas20	Willhite200	Willhite10.0		
1985	V. Johnson30	V. Johnson260	Willhite10.6		
1986	Willhite42	Willhite468	Willhite11.1		
1987	Clark18	Clark233	Clark12.9		
1988	Nattiel22	Nattiel218	Clark9.9		
1989	Bell21	Bell143	V. Johnson9.8		
1990	Clark21	Clark159	V. Johnson8.4		
1991	V. Johnson24	V. Johnson174	V. Johnson7.3		
1992	Marshall33	Marshall349	Marshall10.6		
1993	Milburn40	Milburn425	Milburn10.6		
1994	Milburn41	Milburn379	Milburn9.2		
1995	Milburn31	Milburn354	Milburn11.4		
1996	Kinchen26	Kinchen300	R. Smith12.3		
1997	Gordon40	Gordon543	Gordon13.6		
1998	Gordon34	Gordon379	Gordon11.1		
1999	Watson44	Watson334	Watson7.6		
2000	O'Neal34	O'Neal354	O'Neal10.4		
2001	O'Neal31	O'Neal405	O'Neal13.1		
2002	O'Neal30	O'Neal251	O'Neal8.4		
2003	O'Neal33	O'Neal315	O'Neal9.5		
2004	R. Smith22	R. Smith223	R. Smith10.1		
2005	Da. Williams17	Da. Williams148	Da. Williams8.7		
2006	Da. Williams25	Da. Williams206	Da. Williams8.2		

KICKOFF RETURNS

	KICKOFF RETURNS	YARDS	AVG. (min. 14)
1960	Carmichael.....22	Carmichael.....581	Carmichael.....26.4
1961	Frazier.....18	Frazier.....504	Frazier.....28.0
1962	Frazier.....19	Frazier.....388	Frazier.....20.4
1963	Mitchell.....37	Mitchell.....954	Mitchell.....25.7
1964	Barry.....47	Barry.....1,245	Barry.....26.5
1965	Haynes.....34	Haynes.....901	Haynes.....26.5
1966	Sellers.....19	Sellers.....541	Sellers.....28.5
1967	Little.....35	Little.....942	Little.....26.9
1968	Little.....26	Little.....649	Little.....25.0
1969	Williams.....23	Williams.....574	Thompson.....28.5
1970	Anderson.....21	Anderson.....520	Anderson.....24.8
1971	Anderson.....8	Little.....199	Little.....28.3
1972	Montgomery.....29	Montgomery.....756	Montgomery.....26.1
1973	Armstrong.....20	Armstrong.....472	Armstrong.....23.6
1974	Armstrong.....16	Armstrong.....386	Armstrong.....24.1
1975	Upchurch.....40	Upchurch.....1,084	Upchurch.....27.1
1976	Upchurch.....22	Upchurch.....514	Perrin.....27.9
1977	Upchurch.....20	Upchurch.....456	Upchurch.....22.8
1978	Perrin.....12	Perrin.....256	Perrin.....21.3
1979	Pane.....18	Pane.....354	Pane.....19.7
1980	Brunson.....40	Brunson.....923	Brunson.....23.1
1981	Manning.....26	Manning.....514	Manning.....19.8
1982	Willhite.....17	Manning.....346	Manning.....23.1
1983	Thomas.....28	Thomas.....573	Thomas.....20.5
1984	Lang.....19	Lang.....404	Lang.....21.3
1985	V. Johnson.....30	V. Johnson.....740	V. Johnson.....24.7
1986	Bell.....23	Bell.....531	Bell.....23.1
1987	Bell.....15	Bell.....323	Bell.....21.5
1988	Bell.....36	Bell.....762	Bell.....21.2
1989	Bell.....30	Bell.....602	Bell.....20.1
1990	Clark.....20	Clark.....505	Clark.....25.3
1991	Montgomery.....26	Montgomery.....488	Montgomery.....18.8
1992	Montgomery.....21	Montgomery.....466	Montgomery.....22.2
1993	Russell.....18	Russell.....374	Russell.....20.8
1994	Milburn.....37	Milburn.....793	By'not'e.....22.7
1995	Milburn.....47	Milburn.....1,269	Milburn.....27.0
1996	Hebron.....45	Hebron.....1,099	Hebron.....24.4
1997	Hebron.....43	Hebron.....1,009	Hebron.....23.5
1998	Hebron.....46	Hebron.....1,216	Hebron.....26.4
1999	Watson.....48	Watson.....1,138	Watson.....23.7
2000	O'Neal.....46	O'Neal.....1,102	O'Neal.....24.0
2001	Cole.....48	Cole.....1,127	Kasper.....26.6
2002	Droughns.....20	Droughns.....516	Kasper.....26.2
2003	Cole.....30	Cole.....714	Cole.....23.8
2004	R. Alexander.....19	R. Alexander.....386	Droughns.....24.6
2005	Da. Williams.....18	Da. Williams.....431	Da. Williams.....23.9
2006	Clark.....23	Clark.....512	Morgan.....24.9

SCORING

	TOUCHDOWNS	POINTS
1960	Taylor.....12	Mingo.....123
1961	Frazier/Stone.....8	Frazier.....50
1962	Scarpitto.....6	Mingo.....137
1963	Taylor.....10	Mingo.....83
1964	Taylor.....7	Taylor.....42
1965	Hayes/Gilchrist.....7	Kroner.....71
1966	Scarpitto.....5	Kroner.....62
1967	Denson.....11	Denson.....66
1968	Crabtree/Little/Denson.....5	Howfield.....57
1969	Denson.....10	Howfield.....75
1970	Crenshaw.....6	Howfield.....81
1971	Little.....6	Turner.....93
1972	Little.....13	Turner.....97
1973	Little.....13	Turner.....106
1974	Armstrong.....12	Armstrong.....72
1975	*5 players.....4	Turner.....86
1976	Moses.....7	Turner.....81
1977	**5 players.....4	Turner.....76
1978	Odoms.....6	Turner.....64
1979	Upchurch.....7	Turner.....71
1980	Odoms.....6	Steinfort.....110
1981	Watson.....13	Steinfort.....87
1982	Upchurch.....5	Karlis.....48
1983	Watson.....5	Karlis.....96
1984	Watson.....7	Karlis.....101
1985	Winder.....8	Karlis.....110
1986	Winder.....14	Karlis.....104
1987	V. Johnson/Winder.....7	Karlis.....91
1988	Jackson/Sewell.....6	Karlis.....105
1989	Humphrey.....8	Treadwell.....120
1990	Humphrey.....7	Treadwell.....109
1991	Elway.....6	Treadwell.....112
1992	Jackson.....8	Treadwell.....88
1993	Sharpe.....9	Elam.....119
1994	L. Russell.....9	Elam.....119
1995	Miller.....14	Elam.....132
1996	Davis.....15	Elam.....109
1997	Davis.....15	Elam.....124
1998	Davis.....23	Davis.....138
1999	Gary/McCaffrey.....7	Elam.....116
2000	Anderson.....15	Elam.....103
2001	R. Smith.....11	Elam.....124
2002	Portis.....17	Elam.....120
2003	Portis.....14	Elam.....120
2004	Droughns.....8	Elam.....129
2005	Anderson.....13	Elam.....115
2006	Walker.....9	Elam.....115

*Keyworth, Dolbin, Little, Lynch, Odoms.

**Armstrong, Moses, Morton, Perrin, Upchurch.

FIELD GOALS AND PUNTING

	FIELD GOALS	PUNTING
1960	Mingo18-28, .643	Herring70-2,610, 37.3
1961	Hill5-15, .333	Herring80-3,149, 39.4
1962	Mingo27-39, .692	Fraser54-2,400, 44.4
1963	Mingo16-30, .533	Fraser78-3,595, 46.1
1964	Mingo8-12, .667	Fraser72-3,225, 44.7
1965	Kroner13-29, .448	Scarpitto67-2,833, 42.3
1966	Kroner14-25, .560	Scarpitto76-3,480, 45.8
1967	Humphreys7-15, .467	Scarpitto 105-4,713 , 44.9
1968	Howfield9-18, .500	Van Heusen88-3,853, 43.8
1969	Howfield13-29, .448	Hollomon47-1,868, 39.7
1970	Howfield18-32, .563	Van Heusen87-3,732, 42.9
1971	Turner25-38, .658	Van Heusen76-3,176, 41.8
1972	Turner20-29, .690	Van Heusen60-2,408, 40.1
1973	Turner22-33, .667	Van Heusen69-3,114, 45.1
1974	Turner11-21, .524	Van Heusen75-3,024, 40.3
1975	Turner21-28, .720	Van Heusen63-2,515, 39.9
1976	Turner15-21, .714	Weese52-1,852, 35.6
1977	Turner13-19, .684	Dilts90-3,525, 39.2
1978	Turner11-22, .500	Dilts96-3,494, 36.4
1979	Turner13-21, .619	Prestridge89-3,555, 39.9
1980	Steinfort26-34, .765	Prestridge70-3,076, 43.9
1981	Steinfort17-30, .567	Prestridge86-3,478, 40.4
1982	Karlis11-13, .846	Prestridge45-2,026, 45.0
1983	Karlis21-25, .840	Prestridge87-3,620, 41.6
1984	Karlis21-28, .750	Norman96-3,850, 40.1
1985	Karlis23-38, .605	Norman92-3,764, 40.9
1986	Karlis20-28, .715	Weil34-1,344, 39.5
1987	Karlis18-25, .720	Horan44-1,807, 41.1
1988	Karlis23-36, .639	Horan65-2,861, 44.0
1989	Treadwell27-33, .818	Horan77-3,111, 40.4
1990	Treadwell25-34, .735	Horan58-2,575, 44.4
1991	Treadwell27-36, .750	Horan72-3,012, 41.8
1992	Treadwell20-24, .833	Horan37-1,681, 45.4
1993	Elam26-35, .743	Rouen67-3,017, 45.0
1994	Elam30-37, .841	Rouen76-3,258, 42.9
1995	Elam 31-38 , .816	Rouen52-2,192, 42.2
1996	Elam21-28, .750	Rouen65-2,714, 41.8
1997	Elam26-36, .722	Rouen60-2,598, 43.3
1998	Elam23-27, .852	Rouen66-3,097, 46.9
1999	Elam29-36, .806	Rouen84-3,908, 46.5
2000	Elam18-24, .750	Rouen61-2,455, 40.2
2001	Elam 31-36 , .861	Rouen81-3,668, 45.3
2002	Elam26-36, .722	Rouen29-1,239, 42.7
2003	Elam27-31, .871	Knorr68-2,937, 43.2
2004	Elam29-34, .853	Knorr54-2,243, 41.5
2005	Elam24-32, .750	Sauerbrun72-3,157, 43.8
2006	Elam27-29, .931	Ernster80-3,338, 41.7

SACKS AND TACKLES

	QUARTERBACK SACKS	TOTAL TACKLES
1970	P. Smith11.5	Forsberg99
1971	P. Smith12.0	Forsberg98
1972	Alzado10.5	Alzado/Graham91
1973	P. Smith11.0	P. Smith106
1974	Alzado13.0	T. Jackson116
1975	Alzado7.0	Gradishar177
1976	Chavous8.0	Gradishar198
1977	Alzado8.0	Gradishar219
1978	Alzado9.0	Gradishar286
1979	Manor6.5	Gradishar235
1980	R. Jones11.5	Gradishar250
1981	R. Jones9.5	Gradishar258
1982	Chavous5.0	Gradishar151
1983	T. Jackson5.5	Gradishar224
1984	R. Jones11.0	Busick195
1985	Mecklenburg13.0	Harden82
1986	R. Jones13.5	Hunley164
1987	R. Jones7.0	Ryan125
1988	Fletcher9.0	Kragen140
1989	Fletcher12.0	Mecklenburg143
1990	Fletcher11.0	Brooks175
1991	Fletcher13.5	Brooks153
1992	Fletcher16.0	Brooks167
1993	Fletcher13.5	Atwater141
1994	Fletcher7.0	Alexander172
1995	Perry6.0	Atwater148
1996	A. Williams13.0	Romanowski128
1997	Tanuvasa/N. Smith/A. Williams8.5	Mobley162
1998	Pryce/Tanuvasa8.5	Mobley132
1999	Pryce13.0	Cadrez97
2000	Pryce12.0	Mobley133
2001	Pryce/Romanowski7.0	Mobley133
2002	Pryce9.0	Wilson199
2003	Berry11.5	Wilson128
2004	Hayward10.5	Williams, D.J.114
2005	Ekuban/Lynch/Pryce4.0	Gold106
2006	Dumervil8.5	Wilson113

BRONCOS ALL-TIME SERVICE RECORDS (REGULAR SEASON)

Most Seasons with Denver

16	John Elway, 1983-98
14	Jason Elam, 1993-2006
14	Tom Jackson, 1973-86
14	Dennis Smith, 1981-94
13	Barney Chavous, 1973-85
13	Paul Howard, 1973-75, 1976-86
13	Ken Lanier, 1981-92, 1994
13	Tom Nalen, 1994-2006
13	Bill Thompson, 1969-81
12	Billy Bryan, 1977-88
12	Dwayne Carswell, 1994-2005
12	Rubin Carter, 1975-86
12	Karl Mecklenburg, 1983-94
12	Riley Odoms, 1972-83
12	Shannon Sharpe, 1990-99, 2002-03
12	Rod Smith, 1995-2006
12	Louis Wright, 1975-86

Most Games Played with Denver

234	John Elway, 1983-98
220	Jason Elam, 1993-2006
191	Tom Jackson, 1973-86
189	Tom Nalen, 1994-2006
187	Paul Howard, 1973-86
184	Dennis Smith, 1981-94
183	Rod Smith, 1995-2006
182	Barney Chavous, 1973-85
180	Karl Mecklenburg, 1983-94
179	Bill Thompson, 1969-81

Most Consecutive Games Played

172	Simon Fletcher (1st in '85 through 16th in '95)
166	Ken Lanier (13th in '81 through 16th in '92)
156	Bill Thompson (1st in '71 through 16th in '81)

Most Consecutive Games Started

156	Bill Thompson (1st in '71 through 16th in '81)
140	Simon Fletcher (1st in '87 through 16th in '95)
131	Ken Lanier (9th in '84 through 16th in '92)

Most Games Started with Denver

231	John Elway, 1983-98
183	Tom Nalen, 1994-2006
178	Bill Thompson, 1969-81
177	Barney Chavous, 1973-85
177	Tom Jackson, 1973-86
170	Dennis Smith, 1981-94
163	Louis Wright, 1975-86
158	Rod Smith, 1995-2006
155	Steve Atwater, 1989-98
151	Billy Bryan, 1977-88
151	Rubin Carter, 1975-86

BRONCOS ALL-TIME RECORDS

INDIVIDUAL RECORDS — OFFENSE

TOTAL OFFENSE

MOST TOTAL PLAYS
(COMBINED PASS PLAYS, RUSH ATT., REC.)

Career	
8,543	John Elway, 1983-98
1,961	Brian Griese, 1998-2002
1,887	Craig Morton, 1977-82
1,866	Floyd Little, 1967-75
1,846	Jake Plummer, 2003-06
1,824	Terrell Davis, 1995-2002
1,693	Sammy Winder, 1982-90
1,305	Frank Tripucka, 1960-63
1,154	Otis Armstrong, 1973-80
1,062	Steve Ramsey, 1971-76

Season	
693	John Elway, 1985
634	John Elway, 1993
605	John Elway, 1995
598	Jake Plummer, 2004
598	John Elway, 1994
595	John Elway, 1990
589	John Elway, 1986
586	John Elway, 1997
580	John Elway, 1988
552	John Elway, 1991

Game	
68	John Elway, at Green Bay, 10/10/93
64	Gus Frerotte, vs. San Diego, 11/19/00
60	Mickey Slaughter, at Houston, 12/20/64
59	Frank Tripucka, at Buffalo, 9/15/62
58	Brian Griese, at Baltimore, 9/30/02

MOST YARDS TOTAL OFFENSE
(COMBINED RUSHING AND PASSING YARDS)

Career	
54,882	John Elway, 1983-98 (3,407/51,475)
12,301	Jake Plummer, 2003-06 (670/11,631)
12,279	Brian Griese, 1998-2002 (516/11,763)
12,155	Craig Morton, 1977-82 (260/11,895)
7,651	Frank Tripucka, 1960-63 (-25/7,676)
7,607	Terrell Davis, 1995-2002 (7,607/0)
7,252	Charley Johnson, 1972-75 (14/7,238)
6,437	Steve Ramsey, 1971-76 (-108/6,545)
6,366	Floyd Little, 1967-75 (6,323/43)
5,428	Sammy Winder, 1982-90 (5,428/0)

Season	
4,291	Jake Plummer, 2004 (202/4,089)
4,183	John Elway, 1993 (153/4,030)
4,146	John Elway, 1995 (176/3,970)
4,144	John Elway, 1985 (253/3,891)
3,853	John Elway, 1997 (218/3,635)
3,784	John Elway, 1990 (258/3,526)
3,742	John Elway, 1986 (257/3,485)
3,725	John Elway, 1994 (235/3,490)
3,577	John Elway, 1996 (249/3,328)
3,543	John Elway, 1988 (234/3,309)

Game	
504	Plummer, vs. Atlanta, 10/31/04 (5/499)
458	Frerotte, vs. San Diego, 11/19/00 (-4/462)
447	Frank Tripucka, at Buffalo, 9/15/62 (0/447)
445	C. Johnson, vs. Kansas City, 11/24/74 (0/445)
432	John Elway, at Seattle, 12/20/85 (0/432)
405	John Elway, vs. Kansas City, 12/6/98 (5/400)
399	John Elway, vs. Atlanta, 11/20/94 (17/382)
394	John Elway, at Green Bay, 10/10/93 (27/367)
389	Brian Griese, at Kansas City, 10/20/02 (13/376) (OT)
387	John Elway, at San Diego, 11/29/87 (40/347); at N.Y. Giants, 11/23/86 (51/336)

MOST YARDS TOTAL OFFENSE BY A ROOKIE
(COMBINED RUSHING AND PASSING YARDS)

Season	
1,897	Marlin Briscoe, 1968 (308/1,589)
1,813	Mickey Slaughter, 1963 (124/1,689)
1,809	John Elway, 1983 (146/1,663)

Game	
368	Elway, vs. Baltimore, 12/11/83 (23/345)
333	Briscoe, vs. Buffalo, 11/24/68 (-2/335)

MOST TOTAL YARDS FROM SCRIMMAGE
(RUSHING AND RECEIVING)

Career	
11,737	Rod Smith, 1995-2006 (348/11,389)
8,887	Terrell Davis, 1995-2002 (7,607/1,280)
8,741	Floyd Little, 1967-75 (6,323/2,418)
8,448	Shannon Sharpe, 1990-99, '02-03 (9/8,439)
6,892	Lionel Taylor, 1960-66 (20/6,872)
6,729	Sammy Winder, 1982-90 (5,427/1,302)
6,221	Ed McCaffrey, 1995-2003 (21/6,200)
6,131	Steve Watson, 1979-87 (19/6,112)
5,966	Riley Odoms, 1972-83 (211/5,755)
5,755	Otis Armstrong, 1973-80 (4,453/1,302)

Season	
2,225	Terrell Davis, 1998 (2,008/217)
2,037	Terrell Davis, 1997 (1,750/287)
1,905	Clinton Portis, 2002 (1,591/314)
1,872	Clinton Portis, 2002 (1,508/364)
1,848	Terrell Davis, 1996 (1,538/310)
1,812	Otis Armstrong, 1974 (1,407/405)
1,701	Rod Smith, 2000 (99/1,601)
1,656	Mike Anderson, 2000 (1,487/169)
1,484	Terrell Davis, 1995 (1,117/367)
1,481	Reuben Droughns, 2004 (1,240/241)

Game	
*256	Anderson, at New Orleans, 12/3/00 (251/5)
254	Portis, vs. Kansas City, 12/7/03 (218/36)
246	Portis, vs. Arizona, 12/29/02 (228/18)
236	Davis, at Buffalo, 10/26/97 (207/29) (OT)
236	Little, vs. Buffalo, 11/24/68 (71/165)
228	Davis, vs. Cincinnati, 9/21/97 (215/13)
220	Portis, at Kansas City, 10/5/03 (141/79)
217	Armstrong, vs. Pittsburgh, 9/22/74 (131/86) (OT)
214	Davis, at San Diego, 11/30/97 (178/36); Sharpe, at Kansas City, 10/20/02 (0/214) (OT); R. Smith, vs. Atlanta, 10/31/04 (6/208)

* - NFL Rookie Record

MOST TOTAL YARDS FROM SCRIMMAGE
By A ROOKIE (RUSHING AND RECEIVING)

Season	
1,872	Clinton Portis, 2002 (1,508/364)
1,656	Mike Anderson, 2000 (1,487/169)
1,484	Terrell Davis, 1995 (1,117/367)
1,318	Olandis Gary, 1999 (1,159/159)
1,307	Bobby Humphrey, 1989 (1,151/156)

Game	
*256	Anderson, at New Orleans, 12/3/00 (251/5)
246	Portis, vs. Arizona, 12/29/02 (228/18)
209	Anderson, at Seattle, 11/26/00 (195/14)

* - NFL Rookie Record

MOST COMBINED YARDAGE
(RUSHING/RECEIVING/RETURNS)

Career	
12,488	Rod Smith, 1995-2006 (348/11,389/751)
12,173	Floyd Little, 1967-75 (6,323/2,418/3,432)
10,081	Rick Upchurch, 1975-83 (349/4,369/5,363)
8,880	Terrell Davis, 1995-2002 (7,607/1,280/-7)
8,448	Shannon Sharpe, 1990-99, '02-03 (9/8,439/0)
7,455	Vance Johnson, 1985-93, '95 (44/5,695/1,716)

INDIVIDUAL RECORDS — OFFENSE / RUSHING

MOST COMBINED YARDAGE, CAREER, CONT.

6,895	Lionel Taylor, 1960-66 (20/6,872/3)
6,786	Sammy Winder, 1982-90 (5,427/1,302/57)
6,634	Otis Armstrong, 1973-80 (4,453/1,302/879)
6,221	Ed McCaffrey, 1995-2003 (21/6,200/0)

Season	
2,225	Terrell Davis, 1998 (2,008/217/0)
2,198	Otis Armstrong, 1974 (1,407/405/386)
2,080	Glyn Milburn, 1995 (266/191/1,623)
2,037	Terrell Davis, 1997 (1,750/287/0)
1,929	Rick Upchurch, 1975 (97/436/1,396)

Game	
*404	Milburn, vs. Seattle, 12/10/95 (131/45/228)
295	Little, vs. Buffalo, 11/24/68 (71/165/59)
284	Upchurch, vs. K.C., 9/21/75 (13/153/118)
256	Anderson, at New Orleans, 12/3/00 (251/5/0)

* - NFL Record

MOST COMBINED YARDAGE BY A ROOKIE
(RUSHING/RECEIVING/RETURNS)

Season	
1,929	Rick Upchurch, 1975 (97/436/1,396)
1,872	Clinton Portis, 2002 (1,508/364/0)
1,656	Mike Anderson, 2000 (1,487/169/0)

Game	
284	Upchurch, vs. K.C., 9/21/75 (13/153/118)
256	Anderson, at New Orleans, 12/3/00 (251/5/0)
246	Portis, vs. Arizona, 12/29/02 (228/18/0)

RUSHING

MOST ATTEMPTS

Career	
1,655	Terrell Davis, 1995-2002
1,641	Floyd Little, 1967-75
1,495	Sammy Winder, 1982-90
1,023	Otis Armstrong, 1973-80
865	Mike Anderson, 2000-05
774	John Elway, 1983-98
699	Jon Keyworth, 1974-80
593	Bobby Humphrey, 1989-91
563	Clinton Portis, 2002-03
481	Tatum Bell, 2004-06

Season	
392	Terrell Davis, 1998
369	Terrell Davis, 1997
345	Terrell Davis, 1996
297	Mike Anderson, 2000
296	Sammy Winder, 1984
294	Bobby Humphrey, 1989
290	Clinton Portis, 2003
288	Bobby Humphrey, 1990
284	Floyd Little, 1971
276	Olandis Gary, 1999

Game	
42	Davis, at Buffalo, 10/26/97 (OT)
38	Droughns, at Oakland, 10/17/04
38	Portis, vs. Cleveland, 12/14/03 (OT)
37	Anderson, at New Orleans, 12/3/00
37	Gary, vs. Green Bay, 10/17/99
34	Portis, at Oakland, 11/30/03
34	Davis, at Kansas City, 11/16/97
34	Humphrey, at Buffalo, 9/30/90
34	Winder, at L.A. Raiders, 10/28/84 (OT)

MOST ATTEMPTS BY A ROOKIE

Season	
297	Mike Anderson, 2000
294	Bobby Humphrey, 1989
276	Olandis Gary, 1999
273	Clinton Portis, 2002
237	Terrell Davis, 1995

Game	
37	Anderson, at New Orleans, 12/3/00
37	Gary, vs. Green Bay, 10/17/99
32	Anderson, at Oakland, 9/17/00

MOST RUSHING YARDS

Career	
7,607	Terrell Davis, 1995-2002
6,323	Floyd Little, 1967-75
5,427	Sammy Winder, 1982-90
4,453	Otis Armstrong, 1973-80
3,822	Mike Anderson, 2000-05
3,407	John Elway, 1983-98
3,099	Clinton Portis, 2002-03
2,653	Jon Keyworth, 1974-80
2,386	Bobby Humphrey, 1989-91
2,342	Tatum Bell, 2004-06

Season	
2,008	Terrell Davis, 1998
1,750	Terrell Davis, 1997
1,591	Clinton Portis, 2003
1,538	Terrell Davis, 1996
1,508	Clinton Portis, 2002
1,487	Mike Anderson, 2000
1,407	Otis Armstrong, 1974
1,240	Reuben Droughns, 2004
1,202	Bobby Humphrey, 1990
1,159	Olandis Gary, 1999

Game	
*251	Anderson, at New Orleans, 12/3/00
228	Portis, vs. Arizona, 12/29/02
218	Portis, vs. Kansas City, 12/7/03
215	Davis, vs. Cincinnati, 9/21/97
208	Davis, at Seattle, 10/11/98
207	Davis, at Buffalo, 10/26/97 (OT)
195	Anderson, at Seattle, 11/26/00
194	Davis, vs. Baltimore, 10/20/96
193	Droughns, vs. Carolina, 10/10/04
191	Davis, vs. Dallas, 9/13/98

* - NFL Rookie Record

MOST RUSHING YARDS BY A ROOKIE

Season	
1,508	Clinton Portis, 2002
1,487	Mike Anderson, 2000
1,159	Olandis Gary, 1999
1,151	Bobby Humphrey, 1989
1,117	Terrell Davis, 1995

Game	
*251	Anderson, at New Orleans, 12/3/00
228	Portis, vs. Arizona, 12/29/02
195	Anderson, at Seattle, 11/26/00
187	Anderson, at Oakland, 9/17/00
185	Gary, at Detroit, 12/25/99

* - NFL Rookie Record

HIGHEST RUSHING AVERAGE

Career (min. 100 carries)	
5.50	Clinton Portis, 2002-03 (563-3,099)
4.87	Tatum Bell, 2004-06 (481-2,342)
4.81	Vaughn Hebron, 1996-98 (107-515)
4.60	Terrell Davis, 1995-2002 (1,655-7,607)
4.44	Gerald Willhite, 1982-88 (380-1,688)
4.44	Reuben Droughns, 2002-04 (285-1,265)
4.42	Mike Anderson, 2000-05 (865-3,822)
4.40	John Elway, 1983-98 (774-3,407)
4.39	Joe Dawkins, 1971-73 (216-949)
4.39	Glyn Milburn, 1993-95 (159-698)

Season (min. 100 carries)	
5.52	Clinton Portis, 2002 (273-1,508)
5.49	Clinton Portis, 2003 (290-1,591)
5.35	Otis Armstrong, 1974 (263-1,407)
5.32	Tatum Bell, 2005 (173-921)
5.12	Terrell Davis, 1998 (392-2,008)
5.01	Mike Anderson, 2000 (297-1,487)
4.99	Floyd Little, 1969 (146-729)
4.74	Terrell Davis, 1997 (369-1,750)
4.71	Terrell Davis, 1995 (237-1,117)
4.71	Jim Jensen, 1980 (101-476)

INDIVIDUAL RECORDS — RUSHING / PASSING

HIGHEST RUSHING AVERAGE, CONT.

Game (min. 8 rushes)

12.25	Green, vs. Houston, 10/18/92 (8-98)
11.79	Portis, vs. Chicago, 11/23/03 (14-165)
11.00	Rolle, vs. Oakland, 10/2/60 (9-99)
10.75	Portis, at San Diego, 9/14/03 (12-129)
10.58	T. Bell, vs. Washington, 10/9/05 (12-127)
10.38	Joe, at Boston, 10/18/63 (8-83)
10.33	Dawkins, at Kansas City, 10/7/73 (9-93)
10.00	Weese, at Chicago, 12/12/76 (12-120)
9.91	Portis, vs. Kansas City, 12/7/03 (22-218)
9.87	Keyworth, at Oakland, 11/24/74 (15-148)

HIGHEST RUSHING AVERAGE BY A ROOKIE

Season (min. 100 carries)

5.52	Clinton Portis, 2002 (273-1,508)
5.01	Mike Anderson, 2000 (297-1,487)
4.71	Terrell Davis, 1995 (237-1,117)
4.31	Mike Bell, 2006 (157-677)
4.20	Olandis Gary, 1999 (276-1,159)

Game (min. 8 rushes)

10.38	Joe, at Boston, 10/18/63 (8-83)
9.87	Keyworth, at Oakland, 11/24/74 (15-148)
9.50	Portis, vs. Arizona, 12/29/02 (24-228)

MOST RUSHING TOUCHDOWNS

Career

60	Terrell Davis, 1995-2002
43	Floyd Little, 1967-75
39	Sammy Winder, 1982-90
36	Mike Anderson, 2000-05
33	John Elway, 1983-98
29	Clinton Portis, 2002-03
25	Otis Armstrong, 1973-80
22	Jon Keyworth, 1973-80
17	Gerald Willhite, 1982-88
14	Bobby Humphrey, 1989-91

Season

21	Terrell Davis, 1998
15	Clinton Portis, 2002
15	Mike Anderson, 2000
15	Terrell Davis, 1997
14	Clinton Portis, 2003
13	Terrell Davis, 1996
12	Mike Anderson, 2005
12	Floyd Little, 1973
10	Jon Keyworth, 1974
9	Leonard Russell, 1994
9	Sammy Winder, 1986
9	Otis Armstrong, 1974
9	Floyd Little, 1972

Game

5	Portis, vs. Kansas City, 12/7/03
4	Anderson, at New Orleans, 12/3/00
3	11 times (last: T. Bell at San Diego, 12/31/05)

MOST RUSHING TOUCHDOWNS BY A ROOKIE

Season

15	Clinton Portis, 2002
15	Mike Anderson, 2000
10	Jon Keyworth, 1974
8	Mike Bell, 2006
7	Olandis Gary, 1999
7	Terrell Davis, 1995
7	Bobby Humphrey, 1989

Game

4	Anderson, at New Orleans, 12/3/00
3	Portis, vs. Kansas City, 12/15/02
3	Keyworth, vs. Kansas City, 11/18/74

MOST CONSECUTIVE GAMES SCORING BY RUSH

8	Terrell Davis, 1998
6	Terrell Davis, 1997-98 (last four, first two)
5	Mike Anderson, 2005
5	Terrell Davis, 1997
5	Sammy Winder, 1985

LONGEST SCORING RUN

82	Gene Mingo, vs. Oakland, 10/5/62
80	Mike Anderson, at Seattle, 11/26/00
80	Floyd Little, at San Francisco, 10/25/70
72	Javon Walker, at Pittsburgh, 11/5/06
72	Joe Dawkins, at Kansas City, 10/7/73
71	Terrell Davis, vs. Baltimore, 10/20/96
68	Billy Joe, at Boston, 10/18/63
67	Tatum Bell, vs. Philadelphia, 10/30/05
67	Gaston Green, vs. Houston, 10/18/92
66	Billy Van Heusen, vs. Houston, 9/17/72

LONGEST SCORING RUN BY A ROOKIE

80	Mike Anderson, at Seattle, 11/26/00
68	Billy Joe, at Boston, 10/18/63
60	Terrell Davis, at Houston, 11/26/95

LONGEST NON-SCORING RUN

71	Olandis Gary, vs. Seattle, 12/19/99 (OT)
70	Terrell Davis, at Seattle, 10/11/98
68	Tatum Bell, vs. New England, 10/16/05
68	Henry Bell, vs. Los Angeles, 10/16/60
63	Jim Krieg, vs. San Diego, 12/10/72
63	Bob Scarpitto, at San Diego, 10/30/66
62	Lonnie Perrin, vs. Baltimore, 11/27/77
60	Olandis Gary, at New England, 10/24/99
59	Clinton Portis, vs. Chicago, 11/23/03
59	Clinton Portis, vs. Arizona, 12/29/02
58	Clinton Portis, at San Diego, 9/4/03
57	Terrell Davis, vs. Seattle, 12/9/01
57	Terrell Davis, vs. Philadelphia, 10/4/98

LONGEST NON-SCORING RUN BY A ROOKIE

71	Olandis Gary, vs. Seattle, 12/19/99 (OT)
68	Henry Bell, vs. Los Angeles, 10/16/60
63	Jim Krieg, vs. San Diego, 12/10/72

PASSING

WINNING PERCENTAGE AS STARTING QUARTERBACK

(min. 25 Starts)

39-15 (.722)	Jake Plummer, 2003-06
148-82-1 (.643)	John Elway, 1983-98
41-23 (.641)	Craig Morton, 1977-82
27-24 (.529)	Brian Griese, 1998-2002
20-18-3 (.524)	Charley Johnson, 1972-75
14-17 (.452)	Steve Ramsey, 1971-76
13-25-1 (.346)	Frank Tripucka, 1960-63
10-21-1 (.328)	Steve Tensi, 1967-70

MOST PASSING YARDS

Career

51,475	John Elway, 1983-98
11,895	Craig Morton, 1977-82
11,763	Brian Griese, 1998-2002
11,631	Jake Plummer, 2003-06
7,676	Frank Tripucka, 1960-63
7,238	Charley Johnson, 1972-75
6,437	Steve Ramsey, 1971-76
5,153	Steve Tensi, 1967-70
3,819	Steve DeBerg, 1981-83
3,607	Mickey Slaughter, 1963-66

Season

4,089	Jake Plummer, 2004
4,030	John Elway, 1993
3,970	John Elway, 1995
3,891	John Elway, 1985
3,635	John Elway, 1997
3,526	John Elway, 1990
3,490	John Elway, 1994
3,485	John Elway, 1986
3,366	Jake Plummer, 2005
3,328	John Elway, 1996

MOST PASSING YARDS, CONT.

Game

499	Plummer, vs. Atlanta, 10/31/04 (31-55)
462	Frerotte, vs. San Diego, 11/19/00 (36-58)
447	Tripucka, at Buffalo, 9/15/62 (29-56)
445	C. Johnson, vs. Kansas City, 11/18/74 (28-42)
432	Elway, at Seattle, 12/20/85 (24-42)
400	Elway, vs. Kansas City, 12/6/98 (22-32)
382	Elway, vs. Atlanta, 11/20/94 (27-42)
376	Griese, at Kansas City, 10/20/02 (30-50) (OT)
376	Tripucka, vs. San Diego, 9/7/62 (28-47)
375	Tripucka, vs. Houston, 11/6/60 (30-52)

MOST PASSING YARDS BY A ROOKIE

Season

1,689	Mickey Slaughter, 1963
1,663	John Elway, 1983
1,589	Marlin Briscoe, 1968
1,001	Jay Cutler, 2006
757	Tommy Maddox, 1992

Game

345	Elway, vs. Baltimore, 12/11/83 (23-34)
335	Briscoe, vs. Buffalo, 11/24/68 (12-29)

MOST ATTEMPTS

Career

7,250	John Elway, 1983-98
1,678	Brian Griese, 1998-2002
1,596	Jake Plummer, 2003-06
1,594	Craig Morton, 1977-82
1,277	Frank Tripucka, 1960-63
970	Charley Johnson, 1972-75
919	Steve Ramsey, 1971-76
810	Steve Tensi, 1967-70
584	Mickey Slaughter, 1963-66
546	Steve DeBerg, 1981-83

Season

605	John Elway, 1985
551	John Elway, 1993
542	John Elway, 1995
521	Jake Plummer, 2004
504	John Elway, 1986
502	John Elway, 1997
502	John Elway, 1990
496	John Elway, 1988
494	John Elway, 1994
478	Frank Tripucka, 1960

Game

59	Elway, at Green Bay, 10/10/93
58	Frerotte, vs. San Diego, 11/19/00
56	Tripucka, at Buffalo, 9/15/62
55	Plummer, vs. Atlanta, 10/31/04
53	Griese, at Baltimore, 9/30/02
53	Slaughter, at Houston, 12/20/64
52	Tripucka, at Houston, 11/20/60
52	Tripucka, vs. Houston, 11/6/60
50	Griese, at Kansas City, 10/20/02 (OT)
50	Griese, vs. New England, 10/1/00
50	Elway, vs. San Diego, 11/17/85 (OT)

MOST ATTEMPTS BY A ROOKIE

Season

259	John Elway, 1983
224	Marlin Briscoe, 1968
223	Mickey Slaughter, 1963
137	Jay Cutler, 2006
121	Tommy Maddox, 1992

Game

44	Elway, vs. Baltimore, 12/11/83
34	Elway, at Kansas City, 12/18/83
33	Elway, vs. Philadelphia, 9/18/83
32	Cutler, vs. San Francisco, 12/31/06 (OT)
31	Cutler, at Arizona, 12/17/06
31	Elway, at L.A. Raiders, 11/13/83

MOST COMPLETIONS

Career

4,123	John Elway, 1983-98
1,044	Brian Griese, 1998-2002
944	Jake Plummer, 2003-06
907	Craig Morton, 1977-82
662	Frank Tripucka, 1960-63
517	Charley Johnson, 1972-75
456	Steve Ramsey, 1971-76
348	Steve Tensi, 1967-70
314	Steve DeBerg, 1981-83
291	Mickey Slaughter, 1963-66

Season

348	John Elway, 1993
327	John Elway, 1985
316	John Elway, 1995
307	John Elway, 1994
303	Jake Plummer, 2004
294	John Elway, 1990
291	Brian Griese, 2002
287	John Elway, 1996
280	John Elway, 1997
280	John Elway, 1986

Game

36	Frerotte, vs. San Diego, 11/19/00
36	Elway, vs. San Diego, 9/4/94
35	Griese, at Baltimore, 9/30/02
34	Griese, vs. Oakland, 11/11/02
34	Slaughter, at Houston, 12/20/64
33	Elway, at Green Bay, 10/10/93
32	Elway, vs. San Diego, 10/6/96
31	Plummer, vs. Atlanta, 10/31/04
31	Griese, vs. New England, 10/1/00
30	8 times (last: Griese, at Kansas City, 10/20/02 OT)

MOST COMPLETIONS BY A ROOKIE

Season

123	John Elway, 1983
112	Mickey Slaughter, 1963
93	Marlin Briscoe, 1968
81	Jay Cutler, 2006
66	Tommy Maddox, 1992

Game

23	Elway, vs. Baltimore, 12/11/83
21	Cutler, vs. San Francisco, 12/31/06 (OT)
21	Cutler, at Arizona, 12/17/06
18	Maddox, at L.A. Raiders, 11/22/92
18	Elway, vs. Philadelphia, 9/18/83

HIGHEST COMPLETION PERCENTAGE

Career (min. 100 passes)

.626	Hugh Millen, 1994-95 (107-171)
.622	Brian Griese, 1998-2002 (1,044-1,678)
.600	Gus Frerotte, 2000-01 (168-280)
.600	Bubby Brister, 1997-99 (96-160)
.591	Jake Plummer, 2003-06 (944-1,596)
.591	Jay Cutler, 2006 (81-137)
.581	Gary Kubiak, 1983-91 (173-298)
.575	Steve DeBerg, 1981-83 (314-546)
.570	Norris Weese, 1976-79 (143-251)
.569	Craig Morton, 1977-82 (907-1,594)
.569	John Elway, 1983-98 (4,123-7,250)

Season (min. 50 passes)

.667	Brian Griese, 2002 (291-436)
.643	Brian Griese, 2000 (216-336)
.632	Norris Weese, 1978 (55-87)
.632	John Elway, 1993 (348-551)
.626	Jake Plummer, 2003 (189-302)
.623	Gary Kubiak, 1988 (43-69)
.621	John Elway, 1994 (307-494)
.618	Hugh Millen, 1994 (81-131)
.616	John Elway, 1996 (287-466)
.610	Brian Griese, 2001 (275-451)

INDIVIDUAL RECORDS — PASSING

INDIVIDUAL RECORDS — PASSING

HIGHEST COMPLETION PERCENTAGE, CONT.

Game (min. 10 passes)

.944	Morton, vs. San Diego, 9/27/81 (17-18)
.917	Elway, at L.A. Raiders, 11/2/86 (11-12)
.864	Morton, vs. Kansas City, 12/20/78 (19-22)
.842	Elway, vs. Minnesota, 11/18/84 (16-19)
.833	Ramsey, vs. Cleveland, 10/19/75 (10-12)
.826	Millen, at San Francisco, 12/17/94 (19-23)
.824	Plummer, at Indianapolis, 12/21/03 (14-17)
.818	Elway, at Kansas City, 12/4/94 (18-22) (OT)
.818	DeBerg, at Baltimore, 9/11/83 (9-11)
.808	Plummer, at Tennessee, 12/25/04 (21-26)

HIGHEST COMPLETION PERCENTAGE BY A ROOKIE

Season (min. 50 passes)

.591	Jay Cutler, 2006 (81-137)
.540	Tommy Maddox, 1992 (66-121)
.502	Mickey Slaughter, 1963 (112-223)
.475	John Elway, 1983 (123-259)
.415	Marlin Briscoe, 1968 (93-224)

MOST TOUCHDOWN PASSES

Career

300	John Elway, 1983-98
74	Craig Morton, 1977-82
71	Jake Plummer, 2003-06
71	Brian Griese, 1998-2002
52	Charley Johnson, 1972-75
51	Frank Tripucka, 1960-63
38	Steve Tensi, 1967-70
35	Steve Ramsey, 1971-76
23	Mickey Slaughter, 1963-66
22	Steve DeBerg, 1981-83

Season

27	Jake Plummer, 2004
27	John Elway, 1997
26	John Elway, 1996
26	John Elway, 1995
25	John Elway, 1993
24	Frank Tripucka, 1960
23	Brian Griese, 2001
22	John Elway, 1998
22	John Elway, 1985
21	Craig Morton, 1981

Game

5	Frerotte, vs. San Diego, 11/19/00
5	Elway, vs. Minnesota, 11/18/84
5	Tripucka, vs. Buffalo, 10/28/62
4	19 times (last: Plummer, vs. Philadelphia, 10/30/05)

MOST TOUCHDOWN PASSES BY A ROOKIE

Season

14	Marlin Briscoe, 1968
13	Mickey Slaughter, 1963
9	Jay Cutler, 2006
7	John Elway, 1983
5	Tommy Maddox, 1992

Game

4	Elway, vs. Baltimore, 12/11/83
4	Briscoe, vs. Buffalo, 11/24/68
3	Maddox, vs. Dallas, 12/6/92; Briscoe, at San Diego, 10/20/68; Briscoe, vs. San Diego, 12/1/68

MOST INTERCEPTIONS THROWN

Career

226	John Elway, 1983-98
85	Frank Tripucka, 1960-63
65	Craig Morton, 1977-82
58	Steve Ramsey, 1971-76
53	Brian Griese, 1998-2002
52	Charley Johnson, 1972-75
47	Jake Plummer, 2003-06
45	Steve Tensi, 1967-70
38	Mickey Slaughter, 1963-66
33	John McCormick, 1963, 1965-66, '68

Season

34	Frank Tripucka, 1960
25	Frank Tripucka, 1962
23	John Elway, 1985
22	George Herring, 1961
21	Frank Tripucka, 1961
20	Jake Plummer, 2004
20	Jacky Lee, 1964
19	Brian Griese, 2001
19	John Elway, 1988
19	Craig Morton, 1979

Game

6	Horn, at Green Bay, 9/26/71
6	Herring, at Houston, 11/26/61
5	8 times (last: Elway, vs. Kansas City, 12/14/85)

MOST INTERCEPTIONS THROWN BY A ROOKIE

Season

15	Mickey Slaughter, 1963
14	John Elway, 1983
13	Marlin Briscoe, 1968
9	Tommy Maddox, 1992
5	Jay Cutler, 2006

Game

5	Slaughter, vs. Houston, 10/13/63
4	Maddox, vs. Dallas, 12/6/92
4	Elway, at Kansas City, 12/18/83

HIGHEST INTERCEPTION AVOIDANCE

Career (min. 100 passes)

.018	Hugh Millen, 1994-95 (3-171)
.029	Gus Frerotte, 2000-01 (8-280)
.029	Jake Plummer, 2003-06 (47-1,596)
.031	John Elway, 1983-98 (226-7,250)
.032	Brian Griese, 1998-2002 (53-1,678)
.035	Ken Karcher, 1987-88 (4-114)
.036	Jay Cutler, 2006 (5-137)
.038	Bubby Brister, 1997-99 (6-160)
.041	Craig Morton, 1977-82 (65-1,594)
.043	Don Breau, 1963 (6-138)

Season (min. 50 passes)

.012	Brian Griese, 2000 (4-336)
.012	Chris Miller, 1999 (1-81)
.013	Gary Kubiak, 1984 (1-75)
.015	Jake Plummer, 2005 (7-456)
.018	John Elway, 1993 (10-551)
.020	John Elway, 1994 (10-494)
.022	John Elway, 1997 (11-502)
.023	Bubby Brister, 1998 (3-131)
.023	Hugh Millen, 1994 (3-131)
.023	Jake Plummer, 2003 (7-302)

HIGHEST AVERAGE GAIN PER ATTEMPT

Career (min. 100 passes)

7.52	Norris Weese, 1976-79 (251-1,887)
7.46	Craig Morton, 1977-82 (1,594-11,895)
7.46	Charley Johnson, 1972-75 (970-7,238)
7.44	Gus Frerotte, 2000-01 (280-2,084)
7.31	Jay Cutler, 2006 (137-1,001)
7.30	Steve Beuerlein, 2002-03 (180-1,314)
7.29	Jake Plummer, 2003-06 (1,596-11,631)
7.12	George Shaw, 1962 (110-783)
7.10	John Elway, 1983-98 (7,250-51,475)
7.09	Marlin Briscoe, 1968 (224-1,589)

Season (min. 50 passes)

8.65	Jacky Lee, 1965 (80-692)
8.50	Craig Morton, 1981 (376-3,195)
8.31	Norris Weese, 1978 (87-723)
8.07	Charley Johnson, 1974 (244-1,969)
8.00	Brian Griese, 2000 (336-2,688)
7.91	Steve Beuerlein, 2002 (117-925)
7.88	John Elway, 1998 (356-2,806)
7.85	Jake Plummer, 2004 (521-4,089)
7.84	Steve Ramsey, 1974 (74-580)
7.80	John Elway, 1987 (410-3,198)

INDIVIDUAL RECORDS — PASSING

HIGHEST AVERAGE GAIN PER ATTEMPT, CONT.

Game (min. 12 passes)

17.11	Morton, vs. San Diego, 9/27/81 (18-308)
16.45	Johnson, vs. Kansas City, 9/21/75 (20-329)
15.70	Morton, vs. Detroit, 10/11/81 (18-283)
14.00	Plummer, at Indianapolis, 12/21/03 (17-238)
13.41	Weese, vs. Pittsburgh, 12/16/78 (17-228)

HIGHEST AVERAGE GAIN PER ATTEMPT BY A ROOKIE

Season (min. 50 passes)

7.57	Mickey Slaughter, 1963 (223-1,689)
7.31	Jay Cutler, 2006 (137-1,001)
7.09	Marlin Briscoe, 1968 (224-1,589)
6.42	John Elway, 1983 (259-1,663)
6.26	Tommy Maddox, 1992 (121-757)

HIGHEST AVERAGE GAIN PER COMPLETION

Career (min. 100 passes)

17.09	Marlin Briscoe, 1968 (93-1,589)
15.98	George Shaw, 1962 (49-783)
14.81	Steve Tensi, 1967-70 (348-5,153)
14.12	Steve Ramsey, 1971-76 (456-6,437)
14.00	Charley Johnson, 1972-75 (517-7,238)
13.54	Max Choboian, 1966 (82-1,110)
13.48	John McCormick, 1963-68 (207-2,791)
13.36	Don Breau, 1963 (70-935)
13.20	Norris Weese, 1976-79 (143-1,887)
13.11	Craig Morton, 1977-82 (907-11,895)

Season (min. 50 passes)

17.94	John Huftnagel, 1975 (16-287)
17.09	Marlin Briscoe, 1968 (93-1,589)
16.15	Steve Ramsey, 1972 (65-1,050)
15.98	George Shaw, 1962 (49-783)
15.73	Jacky Lee, 1965 (44-692)
15.71	Charley Johnson, 1975 (65-1,021)
15.19	Steve Tensi, 1969 (131-1,990)
15.09	Steve Ramsey, 1976 (128-1,931)
15.08	Mickey Slaughter, 1963 (112-1,689)
14.89	John McCormick, 1963 (28-417)

Game (min. 12 passes)

33.64	Lee, at Oakland, 12/5/65 (11-370)
33.00	Elway, at Cleveland, 10/1/89 (6-198)
27.92	Briscoe, vs. Buffalo, 11/24/68 (12-335)
27.42	Johnson, vs. Kansas City, 9/21/75 (12-329)

HIGHEST PASSER RATING

Career (min. 500 passes)

84.3	Jake Plummer, 2003-06
84.1	Brian Griese, 1998-2002
79.9	John Elway, 1983-98
79.1	Craig Morton, 1977-82
74.3	Steve DeBerg, 1981-83

Season (min. 200 passes)

102.9	Brian Griese, 2000
93.0	John Elway, 1998
92.8	John Elway, 1993
91.2	Jake Plummer, 2003
90.5	Craig Morton, 1981
90.2	Jake Plummer, 2005
89.2	John Elway, 1996
87.5	John Elway, 1997
86.4	John Elway, 1995
85.7	John Elway, 1994

HIGHEST PASSER RATING BY A ROOKIE

Season (min. 50 passes)

88.5	Jay Cutler, 2006
66.9	Mickey Slaughter, 1963
62.9	Marlin Briscoe, 1968
56.4	Tommy Maddox, 1992
54.9	John Elway, 1983

MOST CONSECUTIVE GAMES WITH A TOUCHDOWN PASS

23	Griese, 2001-02 (15 games in 2001; did not play in one game, first eight of 2002)
15	Elway, 1995-96 (last 12 games of 1995, first three of 1996)

13	Elway, 1985-86 (last 7 games of 1985, first 6 of 1986)
12	Elway, 1992-93 (last game of 1992, first 11 games of 1993)
10	Elway, 1996 (5th through 15th; did not play in one game)
10	Johnson, 1973-74 (last 8 games of 1973, first 2 games of 1974)
9	5 times (last: Plummer, 2004 (3rd through 11th))

MOST CONSECUTIVE COMPLETIONS

20	Millen, last 7 at L.A. Raiders, 12/11/94 and first 13 at S.F., 12/17/94
18	DeBerg, at L.A. Rams (17), 12/12/82 and vs. Kansas City (1), 12/19/82
17	Griese, at Arizona, 9/23/01
16	Plummer, vs. Detroit, 9/28/03 and Morton, vs. Kansas City, 12/10/78
14	Elway, vs. Seattle (last 5), 11/2/97 and vs. Carolina (first 9), 11/9/97
12	Griese, at San Diego, 10/8/00
11	Plummer, at Oakland, 11/12/06; Plummer, at Jacksonville, 10/2/05; Griese, vs. N.Y. Giants, 9/10/01; Griese, vs. Oakland, 11/13/00; Elway, vs. L.A. Raiders, 11/2/86; Elway, vs. Kansas City, (8), 12/14/85; Elway, at Seattle (3), 12/20/85; Morton, vs. San Diego, 9/27/81; Tensi, at San Diego, 11/23/69

MOST CONSECUTIVE PASSES WITHOUT AN INTERCEPTION

229	Plummer, 2005 (2nd through 11th)
190	Elway, 1997 (8th through 14th)
136	Elway, 1990-91 (15th game in 1990 through 4th game in 1991)

LONGEST SCORING PASS

97	George Shaw to Jerry Tarr, at Boston, 9/21/62
96	Frank Tripucka to Al Frazier, at Buffalo, 9/15/62
95	Craig Morton to Steve Watson, vs. Detroit, 10/11/81
93	Craig Morton to Steve Watson, vs. San Diego, 9/27/81
90	Charley Johnson to Rick Upchurch, vs. Kansas City, 9/21/75
90	John McCormick to Bob Scarpiotto, vs. Houston, 10/17/65
87	Frank Tripucka to Al Frazier, vs. San Diego, 11/12/61
85	Jake Plummer to Rod Smith, vs. Oakland, 11/28/04
83	Jake Plummer to Javon Walker, at New England, 9/24/06
82	Brian Griese to Shannon Sharpe, at Kansas City, 10/20/02 (OT)
82	Jacky Lee to Al Denson, at Kansas City, 11/1/64

LONGEST NON-SCORING PASS

88	Brian Griese to Byron Chamberlain, vs. Green Bay, 10/17/99
86	John Elway to Vance Johnson, vs. L.A. Raiders, 9/26/88 (OT)
86	Craig Morton to Steve Watson, vs. Kansas City, 12/6/81
78	John Elway to Rod Smith, vs. Kansas City, 8/31/97
76	Hugh Millen to Anthony Miller, vs. San Francisco 12/17/94
74	Don Horn to Floyd Little, vs. Oakland, 10/10/71
74	Pete Liske to Billy Van Heusen, at New Orleans, 11/22/70
74	Mickey Slaughter to Bill Groman, at Buffalo, 11/9/63
73	John Elway to Steve Watson, at Seattle, 12/15/84

INDIVIDUAL RECORDS — PASSING / RECEIVING

LONGEST NON-SCORING PASS, CONT.

72	Jake Plummer to Rod Smith, vs. New England, 10/16/05
72	Rod Smith to Clinton Portis, at Kansas City, 10/5/03
72	Charley Johnson to Floyd Little, vs. San Diego, 10/29/74

LONGEST COMPLETION BY A ROOKIE

81	Arthur Marshall (WR) to Cedric Tillman, vs. Dallas, 12/6/92 (TD)
78	Gary Kubiak to Steve Watson, vs. Seattle, 11/20/83 (TD)
74	Mickey Slaughter to Bill Groman, at Buffalo, 11/9/63
71	Jay Cutler to Brandon Marshall, vs. Seattle, 12/3/06 (TD)

RECEIVING

MOST RECEPTIONS

Career

849	Rod Smith, 1995-2006
675	Shannon Sharpe, 1990-99, '02-03
543	Lionel Taylor, 1960-66
462	Ed McCaffrey, 1995-2003
415	Vance Johnson, 1985-93, 1995
396	Riley Odoms, 1972-83
353	Steve Watson, 1979-87
302	Haven Moses, 1972-81
276	Mark Jackson, 1986-92
267	Rick Upchurch, 1975-83

Season

113	Rod Smith, 2001
101	Ed McCaffrey, 2000
100	Rod Smith, 2000
100	Lionel Taylor, 1961
92	Lionel Taylor, 1960
89	Rod Smith, 2002
87	Shannon Sharpe, 1994
86	Rod Smith, 1998
85	Rod Smith, 2005
85	Lionel Taylor, 1965

Game

14	Smith, R., at Arizona, 9/23/01
13	Smith, R., vs. New England, 10/1/00
13	Sharpe, vs. San Diego, 10/6/96
13	B. Anderson, vs. Chicago, 9/30/73
13	Taylor, vs. Oakland, 11/29/64
12	Sharpe, at Kansas City, 10/20/02 (OT)
12	Taylor, at Boston, 9/21/62
11	R. Smith, at Buffalo, 12/17/05; R. Smith, vs. San Diego, 11/19/00; Taylor, vs. Oakland, 11/21/65; Scarpitto, at Houston, 12/20/64; Taylor, at N.Y. Titans, 9/24/61; Taylor, vs. N.Y. Titans, 12/4/60

MOST RECEPTIONS BY A ROOKIE

Season

51	Vance Johnson, 1985
49	Terrell Davis, 1995
38	Mark Jackson, 1986
38	Glyn Milburn, 1993
35	Ashley Lelie, 2002

Game

8	Lelie, vs. Oakland, 11/11/02
8	Milburn, at Kansas City, 9/20/93
7	Watts, vs. Atlanta, 10/31/04
7	Davis, at Houston, 11/26/95
7	Davis, vs. Washington, 9/17/95

MOST RECEIVING YARDS

Career

11,389	Rod Smith, 1995-2006
8,439	Shannon Sharpe, 1990-99, '02-03
6,872	Lionel Taylor, 1960-66
6,200	Ed McCaffrey, 1995-2003
6,112	Steve Watson, 1979-87

5,755	Riley Odoms, 1972-83
5,695	Vance Johnson, 1985-93, 1995
5,450	Haven Moses, 1972-81
4,746	Mark Jackson, 1986-92
4,369	Rick Upchurch, 1975-83

Season

1,602	Rod Smith, 2000
1,343	Rod Smith, 2001
1,317	Ed McCaffrey, 2000
1,244	Steve Watson, 1981
1,235	Lionel Taylor, 1960
1,222	Rod Smith, 1998
1,180	Rod Smith, 1997
1,176	Lionel Taylor, 1961
1,170	Steve Watson, 1984
1,144	Rod Smith, 2004

Game

214	Sharpe, at Kansas City, 10/20/02 (OT)
208	Smith, R., vs. Atlanta, 10/31/04
199	Taylor, vs. Buffalo, 11/27/60
187	Smith, R., vs. San Diego, 11/19/00
183	Watson, at L.A. Rams, 12/12/82
182	Watson, vs. Detroit, 10/11/81
180	Sharpe, vs. Buffalo, 9/3/95
178	Watson, vs. San Diego, 9/27/81
175	Tillman, vs. Atlanta, 11/20/94
174	Sharpe, vs. Carolina, 11/9/97

MOST RECEIVING YARDS BY A ROOKIE

Season

738	Mark Jackson, 1986
721	Vance Johnson, 1985
525	Ashley Lelie, 2002
493	Arthur Marshall, 1992
436	Rick Upchurch, 1975

Game

153	Upchurch, vs. Kansas City, 9/21/75
152	Tarr, at Boston, 9/21/62
134	Marshall, vs. N.Y. Jets, 11/8/92
118	Nattiel, at San Diego, 11/29/87
116	Johnson, vs. Kansas City, 12/14/85

MOST TOUCHDOWN RECEPTIONS

Career

68	Rod Smith, 1995-2006
55	Shannon Sharpe, 1990-99, '02-03
46	Ed McCaffrey, 1995-2003
44	Haven Moses, 1972-81
44	Lionel Taylor, 1960-66
41	Riley Odoms, 1972-81
37	Vance Johnson, 1985-93, '95
36	Steve Watson, 1979-87
32	Al Denson, 1964-70
24	Mark Jackson, 1986-92
24	Rick Upchurch, 1975-83
24	Bob Scarpitto, 1962-67

Season

14	Anthony Miller, 1995
13	Steve Watson, 1981
12	Rod Smith, 1997
12	Lionel Taylor, 1960
11	Rod Smith, 2001
11	Al Denson, 1967
10	Ed McCaffrey, 1998
10	Shannon Sharpe, 1998
10	Shannon Sharpe, 1996
10	Al Denson, 1969
10	Lionel Taylor, 1963

Game

3	Sharpe, vs. San Diego, 11/16/03
3	Smith, R., vs. Cleveland, 10/15/00
3	McCaffrey, vs. Miami, 9/13/99
3	McCaffrey, vs. Baltimore, 10/20/96
3	Sharpe, vs. San Diego, 10/6/96
3	Miller, at Dallas, 9/10/95

INDIVIDUAL RECORDS — RECEIVING / PUNTING

MOST TOUCHDOWN RECEPTIONS, GAME, CONT.

3	Sharpe, vs. Kansas City, 12/12/93
3	Watson, vs. Baltimore, 9/20/81
3	Moses, at Houston, 10/14/73
3	Scarpitto, at Buffalo, 12/18/66
3	Taylor, vs. Buffalo, 11/27/60

MOST TOUCHDOWN RECEPTIONS BY A ROOKIE

Season

4	Tony Scheffler, 2006
4	Rick Massie, 1987
3	Glyn Milburn, 1993
3	Melvin Bratton, 1989
3	Vance Johnson, 1985
3	Clarence Kay, 1984
3	Clint Sampson, 1983
3	Billy Van Heusen, 1968

Game

2	Scheffler, at San Diego, 12/10/06
2	Sampson, vs. Cleveland, 12/4/83
1	many (last: Scheffler vs. San Fran., 12/31/06) (OT)

HIGHEST AVERAGE GAIN PER RECEPTION

Career (min. 50 receptions)

20.5	Bill Van Heusen, 1968-76 (82-1,684)
18.0	Haven Moses, 1972-81 (302-5,450)
17.9	Ashley Lelie, 2002-05 (168-3,007)
17.4	Al Frazier, 1961-63 (58-1,010)
17.3	Steve Watson, 1979-1987 (353-6,112)
17.2	Mark Jackson, 1986-92 (276-4,746)
16.8	Bob Scarpitto, 1962-67 (145-2,439)
16.8	Mike Haffner, 1968-70 (59-991)
16.8	Jack Dolbin, 1975-79 (94-1,576)
16.7	Anthony Miller, 1994-96 (175-2,921)

Season (min. 20 receptions)

22.0	Bob Scarpitto, 1963 (21-463)
20.7	Steve Watson, 1981 (60-1,244)
20.3	Ricky Nattiel, 1987 (31-630)
20.1	Al Denson, 1966 (36-725)
20.1	Haven Moses, 1974 (37-744)
20.1	Ashley Lelie, 2004 (54-1,084)
20.0	Haven Moses, 1977 (27-539)
19.9	Haven Moses, 1976 (25-498)
19.5	Al Denson, 1967 (46-899)
19.4	Mark Jackson, 1986 (38-738)

Game (min. 4 receptions)

41.3	Little, vs. Buffalo, 11/24/68 (4-165)
38.0	Tarr, at Boston, 9/21/62 (4-152)
36.4	Watson, vs. Detroit, 10/11/81 (5-182)

HIGHEST AVERAGE GAIN PER RECEPTION BY A ROOKIE

Season (min. 20 receptions)

20.3	Ricky Nattiel, 1987 (31-630)
19.4	Mark Jackson, 1986 (38-738)
19.0	Arthur Marshall, 1992 (26-493)
17.2	Riley Odoms, 1972 (21-320)
15.5	Brandon Marshall, 2006 (20-309)

Game (min. 4 receptions)

29.5	Nattiel, at San Diego, 11/29/87 (4-118)
26.8	Marshall, vs. N.Y. Jets, 11/8/92 (5-134)
26.5	Lelie, at Oakland, 12/22/02 (4-106)
24.0	Johnson, at Atlanta, 9/22/85 (4-96)
23.3	Nattiel, vs. Chicago, 11/6/87 (4-118)

MOST CONSECUTIVE GAMES WITH TOUCHDOWN CATCH

6	Anthony Miller, 1995
6	Vance Johnson, 1987
6	Al Denson, 1969
6	Lionel Taylor, 1960-61 (last 4 games of 1960, first 2 of '61)
5	Steve Watson, 1981
4	Rick Upchurch, 1979
4	Riley Odoms, 1973
4	Al Denson, 1967
4	Bob Scarpitto, 1963

MOST CONSECUTIVE GAMES WITH RECEPTION

124	Rod Smith, 1999-2006 (current)
68	Ed McCaffrey, 1997-2003
62	Lionel Taylor, 1960-64
60	Shannon Sharpe, 1995-99
49	Steve Watson, 1983-86
47	Mark Jackson, 1989-92
41	Anthony Miller, 1994-96
41	Riley Odoms, 1976-79
36	Rod Smith, 1996-98
33	Riley Odoms, 1973-76

LONGEST RECEPTION BY A ROOKIE

97	Tarr (from George Shaw), at Boston, 9/21/62 (TD)
90	Upchurch (from Charley Johnson), vs. Kansas City, 9/21/75 (TD)
82	Al Denson (from Jacky Lee), at Kansas City, 11/1/64 (TD)
81	Cedric Tillman (from Arthur Marshall), vs. Dallas, 12/6/92 (TD)
71	Brandon Marshall (from Jay Cutler), vs. Seattle, 12/3/06 (TD)
71	Quayle (from Pete Liske), vs. Cincinnati, 12/14/69 (TD)

PUNTING

MOST PUNTS

Career

641	Tom Rouen, 1993-2002
574	Bill Van Heusen, 1968-76
377	Luke Prestridge, 1979-83
374	Mike Horan, 1986-92
248	Bob Scarpitto, 1962-67
218	Chris Norman, 1984-86
204	Jim Fraser, 1962-64
186	Bucky Dilts, 1977-78
150	George Herring, 1960-61
146	Micah Knorr, 2002-04

Season

105	Bob Scarpitto, 1967
96	Chris Norman, 1984
96	Bucky Dilts, 1978
92	Chris Norman, 1985
90	Bucky Dilts, 1977
89	Luke Prestridge, 1979
88	Bill Van Heusen, 1968
87	Luke Prestridge, 1983
87	Bill Van Heusen, 1970
86	Luke Prestridge, 1981

Game

12	Prestridge, at Buffalo, 10/25/81
12	Van Heusen, vs. Cincinnati, 10/6/68
12	Scarpitto, at Oakland, 9/19/67
11	Rodriguez, vs. Seattle, 11/30/92 (OT)
11	Norman, vs. Seattle, 10/20/85 (OT)
11	Scarpitto, vs. Oakland, 11/5/67
10	Prestridge, at Baltimore, 9/11/83
10	Prestridge, vs. L.A. Rams, 9/6/79
10	Dilts, at Oakland, 10/16/77
10	Van Heusen, at Cincinnati, 9/12/76
10	Janik, vs. Buffalo, 12/13/64
10	Fraser, vs. N.Y. Jets, 11/15/64

HIGHEST GROSS AVERAGE PER PUNT

Career (min. 50 punts)

45.2	Jim Fraser, 1962-64 (204-9,220)
44.5	Bob Scarpitto, 1962-67 (248-11,026)
43.9	Tom Rouen, 1993-2002 (641-28,146)
43.8	Todd Sauerbrun, 2005 (72-3,157)
42.5	Mike Horan, 1986-92 (374-15,911)
41.8	Luke Prestridge, 1979-83 (377-15,754)
41.7	Paul Ernerst, 2005-06 (80-3,338)
41.7	Bill Van Heusen, 1968-76 (574-23,936)
41.7	Micah Knorr, 2002-04 (146-6,086)
40.3	Chris Norman, 1984-86 (218-8,782)

INDIVIDUAL RECORDS — PUNTING / PUNT RETURNS

HIGHEST GROSS AVERAGE PER PUNT, CONT.

Season (min. 50 punts)

46.9	Tom Rouen, 1998 (66-3,097)
46.5	Tom Rouen, 1999 (84-3,908)
46.1	Jim Fraser, 1963 (78-3,595)
45.8	Bob Scarpitto, 1966 (76-3,480)
45.3	Tom Rouen, 2001 (81-3,668)
45.1	Bill Van Heusen, 1973 (69-3,114)
45.0	Tom Rouen, 1993 (67-3,017)
44.9	Bob Scarpitto, 1967 (105-4,713)
44.8	Jim Fraser, 1964 (72-3,225)
44.4	Mike Horan, 1990 (58-2,575)

Game (min. 4 punts)

57.2	Horan, vs. L.A. Raiders, 9/26/88 (5-286) (OT)
56.6	Norman, vs. Seattle, 11/25/84 (5-283)
56.0	Horan, vs. San Diego, 12/16/90 (5-280)
55.0	Horan, at New England, 10/27/91 (5-275)
54.4	Rouen, at Oakland, 9/20/98 (5-272)
54.3	Rouen, at Arizona, 9/23/01 (4-217)
54.3	Rouen, vs. Minnesota, 10/31/99 (4-217)
54.2	Rouen, at Oakland, 10/10/99 (4-217)
53.8	Scarpitto, vs. San Diego, 10/22/67 (8-430)
53.5	Fraser, vs. N.Y. Jets, 11/17/63 (6-321)

HIGHEST NET AVERAGE PER PUNT (SINCE 1976)

Career (min. 50 punts)

38.0	Todd Sauerbrun, 2005 (73-2,771)
36.6	Paul Ernster, 2005-06 (80-2,930)
36.5	Mike Horan, 1986-92 (379-13,851)
36.2	Tom Rouen, 1993-2002 (648-23,457)
34.7	Luke Prestridge, 1979-83 (377-13,092)
34.3	Chris Norman, 1984-86 (221-7,588)
33.2	Micah Knorr, 2002-04 (149-4,959)
33.2	Bucky Dilts, 1977-78 (186-6,176)
31.0	Norris Weese, 1976-79 (53-1,644)

Season (min. 50 punts)

38.9	Mike Horan, 1990 (59-2,296)
38.1	Tom Rouen, 1997 (60-2,283)
38.0	Todd Sauerbrun, 2005 (73-2,771)
37.8	Mike Horan, 1988 (65-2,457)
37.6	Tom Rouen, 1995 (53-1,995)
37.6	Tom Rouen, 1998 (67-2,516)
37.1	Tom Rouen, 1994 (76-2,823)
37.1	Tom Rouen, 1993 (68-2,520)
36.7	Mike Horan, 1991 (73-2,682)
36.6	Paul Ernster, 2006 (80-2,930)

Game (min. 4 punts)

52.8	Horan, vs. L.A. Raiders, 9/26/88 (5-264) (OT)
52.3	Rouen, vs. San Diego, 11/11/01 (6-314)
52.3	Dilts, at Houston, 12/4/77 (4-209)
48.3	Prestridge, vs. San Francisco, 9/19/82 (6-290)
47.0	Norman, vs. Seattle, 11/25/84 (5-235)
46.9	Sauerbrun, vs. New England, 10/16/05 (7-328)
46.8	Knorr, vs. Pittsburgh, 10/12/03 (6-281)
46.0	Rouen, vs. St. Louis, 9/14/97 (4-184)
46.0	Norman, vs. San Diego, 11/9/86 (4-184)
45.9	Rouen, at Kansas City, 12/4/94 (7-321) (OT)

LONGEST PUNT

83	Norman, vs. Kansas City, 9/23/84
78	Van Heusen, vs. Dallas, 12/2/73
76	Rouen, at Oakland, 9/20/98
75	Fraser, at Oakland, 10/14/62
75	Fraser, vs. Boston, 11/11/62
73	Dilts, vs. N.Y. Jets, 11/5/78
72	Scarpitto, vs. Boston, 9/3/67
72	Van Heusen, vs. Oakland, 10/22/73
72	Scarpitto, vs. San Diego, 10/22/67

PUNT RETURNS

MOST PUNT RETURNS

Career

248	Rick Upchurch, 1975-83
157	Bill Thompson, 1969-81
128	Deltha O'Neal, 2000-03
112	Glyn Milburn, 1993-95
101	Gerald Willhite, 1982-88

81	Vance Johnson, 1985-91
81	Floyd Little, 1967-75
74	Darrien Gordon, 1997-98
59	Kevin Clark, 1987-91
55	Ricky Nattiel, 1987-91
55	Charles Greer, 1968-74

Season

51	Rick Upchurch, 1977
44	Chris Watson, 1999
42	Gerald Willhite, 1986
41	Glyn Milburn, 1994
41	Wade Manning, 1981
40	Darrien Gordon, 1997
40	Glyn Milburn, 1993
39	Rick Upchurch, 1976
37	Rick Upchurch, 1980
36	Rick Upchurch, 1978

Game

8	Upchurch, vs. Baltimore, 10/22/78
7	R. Smith, vs. Kansas City, 10/27/96
7	Nattiel, vs. L.A. Raiders, 9/26/88 (OT)
7	Willhite, vs. Kansas City, 11/16/86
7	Upchurch, vs. San Diego, 11/30/75 (OT)
7	Thompson, at Kansas City, 10/6/74
6	12 times (last: McGriff, vs. Green Bay, 10/17/99)

MOST YARDS ON PUNT RETURNS

Career

3,008	Rick Upchurch, 1975-83
1,814	Bill Thompson, 1969-81
1,325	Deltha O'Neal, 2000-03
1,158	Glyn Milburn, 1993-95
1,012	Gerald Willhite, 1982-88
922	Darrien Gordon, 1997-98
893	Floyd Little, 1967-75
689	Vance Johnson, 1985-91
647	Rod Smith, 1995-2006
574	Kevin Clark, 1987-91

Season

653	Rick Upchurch, 1977
543	Darrien Gordon, 1997
536	Rick Upchurch, 1976
493	Rick Upchurch, 1978
468	Gerald Willhite, 1986
425	Glyn Milburn, 1993
405	Deltha O'Neal, 2001
379	Darrien Gordon, 1998
379	Glyn Milburn, 1994
378	Wade Manning, 1981

Game

168	Gordon, vs. Carolina, 11/9/97
167	Upchurch, vs. Pittsburgh, 11/6/77
144	Clark, vs. San Diego, 12/27/87
125	Upchurch, vs. Cleveland, 9/26/76
112	Swanson, at Kansas City, 10/18/87
110	Watson, vs. Seattle, 12/19/99 (OT)
109	Gordon, vs. St. Louis, 9/14/97
105	Upchurch, vs. Buffalo, 9/25/77
103	Thompson, at Kansas City, 10/6/74
102	Little, at N.Y. Jets, 12/3/67
100	Upchurch, vs. San Diego, 10/3/76

HIGHEST AVERAGE PER PUNT RETURN

Career (min. 15 punt returns)

12.46	Darrien Gordon, 1997-98 (74-922)
12.21	Rod Smith, 1995-2006 (53-647)
12.13	Rick Upchurch, 1975-83 (248-3,008)
11.95	Charlie Mitchell, 1963-67 (21-251)
11.89	Gene Mingo, 1960-64 (18-214)
11.73	Al Frazier, 1963-67 (26-305)
11.55	Bill Thompson, 1969-81 (157-1,814)
11.54	Todd Kinchen, 1996 (26-300)
11.02	Floyd Little, 1967-75 (81-893)
10.58	Arthur Marshall, 1992 (33-349)

INDIVIDUAL RECORDS — PUNT RETURNS / KICK RETURNS

HIGHEST AVERAGE PER PUNT RETURN, CONT.

Season (min. 10 punt returns)

16.88	Floyd Little, 1967 (16-270)
16.13	Rick Upchurch, 1982 (15-242)
13.74	Rick Upchurch, 1976 (39-536)
13.69	Rick Upchurch, 1978 (36-493)
13.58	Darrien Gordon, 1997 (40-543)
13.46	Bill Thompson, 1974 (26-350)
13.06	Deltha O'Neal, 2001 (31-405)
12.94	Kevin Clark, 1987 (18-233)
12.83	Al Frazier, 1961 (18-231)
12.80	Rick Upchurch, 1977 (51-653)

MOST PUNTS RETURNED FOR TOUCHDOWN

Career

8	Rick Upchurch, 1975-83
3	Darrien Gordon, 1997-98
2	Deltha O'Neal, 2000-03
2	Floyd Little, 1967-75

Season

4	Rick Upchurch, 1976
3	Darrien Gordon, 1997
2	Rick Upchurch, 1982

Game

2	Gordon, vs. Carolina, 11/9/97 (75 and 82)
2	Upchurch, vs. Cleveland, 9/26/76 (36 and 73)

LONGEST SCORING PUNT RETURN

94	Gordon, vs. St. Louis, 9/14/97
92	Upchurch, vs. San Diego, 10/3/76
87	Upchurch, vs. Pittsburgh, 11/6/77
86	O'Neal, at Seattle, 10/14/01
82	Gordon, vs. Carolina, 11/9/97
81	Watson, vs. Seattle, 12/19/99 (OT)
78	Upchurch, vs. Kansas City, 12/19/82
76	Mingo, at Boston, 9/9/60
75	Gordon, vs. Carolina, 11/9/97
75	Upchurch, vs. San Diego, 9/17/78

LONGEST NON-SCORING PUNT RETURN

64	O'Neal, at San Diego, 10/8/00
60	Thompson, at Baltimore, 11/10/74
59	Thompson, vs. New England, 12/17/72
54	Milburn, vs. Tampa Bay, 12/26/93
54	Mitchell, at Buffalo, 9/20/64
53	O'Neal, vs. Indianapolis, 11/24/02 (OT)
53	Upchurch, at Kansas City, 9/24/78 (OT)
53	Upchurch, at Seattle, 10/29/78 (OT)
53	Thompson, at N.Y. Jets, 10/28/73
52	Williams, Da., at Oakland, 11/13/05
52	Little, vs. N.Y. Jets, 9/21/69
51	Upchurch, vs. Philadelphia, 12/14/75

ALL PUNT RETURNS FOR TDs (26)

11/16/03	R. Smith, vs. San Diego (65 yards)
11/3/03	O'Neal, vs. New England (57)
10/14/01	O'Neal, at Seattle (86)
12/19/99	Watson, vs. Seattle (81) (OT)
11/9/97	Gordon, vs. Carolina (75)
11/9/97	Gordon, vs. Carolina (82)
9/14/97	Gordon, vs. St. Louis (94)
12/27/87	Clark, vs. San Diego (71)
11/16/86	Willhite, vs. Kansas City (70)
10/12/86	Harden, at San Diego (41)
9/25/83	Thomas, vs. L.A. Raiders (70)
12/19/82	Upchurch, vs. Kansas City (78)
9/19/82	Upchurch, vs. San Francisco (67)
9/17/78	Upchurch, vs. San Diego (75)
11/6/77	Upchurch, vs. Pittsburgh (87)
10/24/76	Upchurch, at Kansas City (55)
10/3/76	Upchurch, vs. San Diego (92)
9/26/76	Upchurch, vs. Cleveland (36)
9/26/76	Upchurch, vs. Cleveland (73)
12/10/72	Greer, vs. San Diego (65)
11/17/68	Little, at Houston (67)
12/3/67	Little, at N.Y. Jets (72)
11/14/65	Haynes, at Houston (55)
11/15/64	Barry, vs. N.Y. Jets (52)
12/3/61	Frazier, vs. Boston (55)
9/9/60	Mingo, at Boston (76)

KICKOFF RETURNS

MOST KICKOFF RETURNS

Career

134	Vaughn Hebron, 1996-98
104	Ken Bell, 1986-89
104	Floyd Little, 1967-75
96	Glyn Milburn, 1993-95
95	Rick Upchurch, 1975-83
89	Chris Cole, 2000-03
73	Odell Barry, 1964-65
61	Alton Montgomery, 1990-92
61	Gene Lang, 1984-87
58	Charlie Mitchell, 1963-67

Season

48	Chris Cole, 2001
48	Chris Watson, 1999
47	Glyn Milburn, 1995
47	Odell Barry, 1964
46	Deltha O'Neal, 2000
46	Vaughn Hebron, 1998
45	Vaughn Hebron, 1996
43	Vaughn Hebron, 1997
40	Larry Brunson, 1980
40	Rick Upchurch, 1975

Game

8	Luke, at Kansas City, 12/19/04
8	Kasper, at Kansas City, 10/20/02 (OT)
7	5 times (last: Cole, at Oakland, 11/5/01)

MOST YARDS ON KICKOFF RETURNS

Career

3,324	Vaughn Hebron, 1996-98
2,523	Floyd Little, 1967-75
2,355	Rick Upchurch, 1975-83
2,250	Glyn Milburn, 1993-95
2,218	Ken Bell, 1986-89
2,105	Chris Cole, 2000-03
1,856	Odell Barry, 1964-65
1,394	Charlie Mitchell, 1963-67
1,323	Gene Lang, 1984-87
1,245	Deltha O'Neal, 2002-03

Season

1,269	Glyn Milburn, 1995
1,245	Odell Barry, 1964
1,216	Vaughn Hebron, 1998
1,138	Chris Watson, 1999
1,127	Chris Cole, 2001
1,102	Deltha O'Neal, 2000
1,099	Vaughn Hebron, 1996
1,084	Rick Upchurch, 1975
1,009	Vaughn Hebron, 1997
954	Charlie Mitchell, 1963

Game

201	Montgomery, at San Diego, 9/24/72
197	Upchurch, vs. Cleveland, 10/19/75
185	Little, at Miami, 9/17/67
182	Cole, at San Diego, 10/21/01
179	Kasper, at Kansas City, 10/20/02 (OT)
178	Milburn, at Houston, 11/26/95
177	Milburn, vs. San Diego, 11/19/95
165	Kasper, vs. Baltimore, 9/30/01
162	Cole, at Oakland, 11/5/01
161	Hebron, at Cincinnati, 11/1/98
161	Barry, vs. Boston, 10/4/64
161	Frazier, vs. Kansas City, 9/7/63

HIGHEST AVERAGE PER KICKOFF RETURN

Career (min. 40 returns)

26.28	Abner Haynes, 1965-66 (43-1,130)
25.42	Odell Barry, 1964-65 (73-1,856)
25.13	Bill Thompson, 1969-81 (46-1,156)
25.07	Reuben Droughns, 2002-04 (46-1,153)
24.81	Vaughn Hebron, 1996-98 (134-3,324)
24.79	Rick Upchurch, 1975-83 (95-2,355)
24.48	Al Frazier, 1961-63 (44-1,077)
24.26	Floyd Little, 1967-75 (104-2,523)
24.03	Charlie Mitchell, 1963-67 (58-1,394)
23.71	Chris Watson, 1999 (48-1,138)

INDIVIDUAL RECORDS — KICK RETURNS / INTERCEPTIONS

HIGHEST AVERAGE PER KICKOFF RETURN, CONT.

Season (min. 14 returns)

28.50	Bill Thompson, 1969 (18-513)
28.47	Goldie Sellers, 1966 (19-541)
28.00	Al Frazier, 1961 (18-504)
27.93	Lonnie Perrin, 1976 (14-391)
27.10	Rick Upchurch, 1975 (40-1,084)
27.00	Glyn Milburn, 1995 (47-1,269)
26.91	Floyd Little, 1967 (35-942)
26.57	Kevin Kasper, 2001 (14-372)
26.50	Abner Haynes, 1965 (34-901)
26.49	Odell Barry, 1964 (47-1,245)

MOST KICKOFFS RETURNED FOR TOUCHDOWN

Career	2	Goldie Sellers, 1966-67
---------------	---	-------------------------

Season	2	Goldie Sellers, 1966
---------------	---	----------------------

Game	1	8 times (last: O'Neal vs. New England, 10/1/00)
-------------	---	---

LONGEST SCORING KICKOFF RETURN

100	Sellers, vs. Houston, 10/2/66
100	Wilson, at Kansas City, 10/8/66
95	Hebron, at Miami, 12/21/98
94	Montgomery, at San Diego, 9/24/72
90	Mitchell, at Houston, 9/14/63
90	Frazier, vs. Boston, 12/3/61

LONGEST NON-SCORING KICKOFF RETURN

89	Little, vs. Oakland, 11/10/68
88	Montgomery, at Oakland, 10/22/72
86	Milburn, vs. San Diego, 11/19/95
83	Madise, at Green Bay, 12/28/03
77	Scott, vs. Kansas City, 10/23/66
76	Stone, at San Diego, 10/29/61
75	Clark, at Minnesota, 11/4/90
71	Watson, vs. N.Y. Jets, 10/3/99
68	Carrington, at Kansas City, 11/12/89
68	Carmichael, at Buffalo, 9/18/60

ALL KICKOFF RETURNS FOR TDs (8)

10/1/00	O'Neal, vs. New England (87 yards)
12/21/98	Hebron, at Miami (95)
9/24/72	Montgomery, at San Diego (94)
10/8/66	Wilson, at Kansas City (100)
10/2/66	Sellers, vs. Houston (100)
9/3/66	Sellers, at Houston (88)
9/14/63	Mitchell, at Houston (90)
12/3/61	Frazier, vs. Boston (90)

INTERCEPTIONS

MOST INTERCEPTIONS

Career	44	Steve Foley, 1976-86
	43	Goose Gosoulin, 1960-66
	40	Bill Thompson, 1969-81
	34	Tyrone Braxton, 1987-93, 1995-99
	33	Mike Harden, 1980-88
	30	Dennis Smith, 1981-94
	26	Louis Wright, 1975-86
	24	Steve Atwater, 1989-98
	21	Champ Bailey, 2004-06
	20	Tom Jackson, 1973-86
	20	Randy Gradishar, 1974-83

Season	11	Goose Gosoulin, 1960
	10	Champ Bailey, 2006
	9	Deltha O'Neal, 2001
	9	Tyrone Braxton, 1996

	9	Willie Brown, 1964
	8	Champ Bailey, 2005
	7	Tom Jackson, 1976
	7	Goldie Sellers, 1967
	7	Goose Gosoulin, 1964
	7	Goose Gosoulin, 1962
	7	Phil Nugent, 1961

Game

4	O'Neal, vs. Kansas City, 10/7/01
4	Brown, vs. N.Y. Jets, 11/15/64
4	Gonsoulin, at Buffalo, 9/18/60
3	Smith, vs. L.A. Raiders, 12/8/85 (OT)
3	Wilson, vs. Seattle, 11/20/83
3	Foley, vs. San Diego, 9/27/81
3	Rizzo, at Oakland, 10/16/77
3	Martha, vs. Atlanta, 10/18/70
3	Gonsoulin, vs. Kansas City, 10/11/64
2	62 times (last: Bailey at Arizona, 12/17/06)

MOST INTERCEPTIONS BY A ROOKIE

Season	11	Goose Gosoulin, 1960
	7	Phil Nugent, 1961
	4	Calvin Jones, 1973
	4	Charlie Greer, 1968
	4	Jack Lentz, 1967

Game	4	Gonsoulin, at Buffalo, 9/18/60
-------------	---	--------------------------------

MOST YARDS ON INTERCEPTION RETURNS

Career	784	Bill Thompson, 1969-81
	643	Mike Harden, 1980-88
	622	Steve Foley, 1976-86
	614	Tyrone Braxton, 1987-93, 1995-99
	542	Goose Gosoulin, 1960-66
	431	Dennis Smith, 1981-94
	408	Steve Atwater, 1989-98
	360	Louis Wright, 1975-86
	340	Tom Jackson, 1973-86
	335	Randy Gradishar, 1974-83

Season	179	Mike Harden, 1986
	162	Champ Bailey, 2006
	153	Nemiah Wilson, 1967
	140	Willie Brown, 1964
	139	Champ Bailey, 2005
	136	Tom Jackson, 1976
	133	Bob Zeman, 1962
	128	Tyrone Braxton, 1996
	128	Bernard Jackson, 1978
	128	Louis Wright, 1977

Game	105	Crockett, at Oakland, 9/20/98
	93	Gradishar, at Cleveland, 10/5/80
	91	Brown, vs. N.Y. Jets, 11/15/64
	80	Williams, Da., at Oakland, 11/13/05
	79	Spencer, vs. Seattle, 12/10/00
	76	Hayward, at New Orleans, 11/21/04
	73	Jackson, vs. Baltimore, 11/27/77
	72	Braxton, vs. Oakland, 11/22/98
	70	Bailey, vs. San Francisco, 12/31/06 (OT)
	70	Wilson, vs. Kansas City, 12/17/67
	70	Moore, at Boston, 11/20/64

MOST YARDS ON INTERCEPTION RETURNS BY A ROOKIE

Season	118	Nemiah Wilson, 1965
	108	Darrent Williams, 2005
	105	Kevin Clark, 1987
	98	Goose Gosoulin, 1960
	92	Bill Thompson, 1969
Game	80	Da. Williams, at Oakland, 11/13/05
	65	D. Smith, at Chicago, 12/20/81
	65	Wilson, vs. San Diego, 11/7/65
	62	Robbins, at Cleveland, 9/16/84
	57	Thompson, vs. Houston, 11/16/69

HIGHEST INTERCEPTION RETURN AVERAGE

Career (min. 10 returns)

23.73	Wyman Henderson, 1989-92 (11-261)
19.60	Bill Thompson, 1969-81 (40-784)
19.48	Mike Harden, 1980-88 (33-643)
18.32	Tyrone Braxton, 1987-93, '95-99 (34-614)
17.60	Jim McMillin, 1960-62, '64-65 (10-176)
17.55	Randy Robbins, 1984-91 (11-193)

INDIVIDUAL RECORDS — INTERCEPTIONS / SAFETIES / FUMBLES

HIGHEST INTERCEPTION RETURN AVERAGE, CAREER, CONT.

17.00	Steve Atwater, 1989-98 (24-408)
17.00	Tom Jackson, 1973-86 (20-340)
16.75	Randy Gradishar, 1974-83 (20-335)
14.37	Dennis Smith, 1981-94 (30-431)

MOST CONSECUTIVE GAMES WITH INTERCEPTION

5	Champ Bailey, 2005 (gms. 9-13)
4	Tyrone Braxton, 1996 (gms. 12-15)
3	many times (last: Bailey, gms. 14-16, 2006)

MOST INTERCEPTIONS RETURNED FOR TOUCHDOWN

Career	4	Tyrone Braxton, 1987-93, '95-99
	4	Mike Harden, 1980-88
	3	Champ Bailey, 2004-06
	3	Tom Jackson, 1973-86
	3	Randy Gradishar, 1974-83
	3	Bill Thompson, 1969-81
	3	Nemiah Wilson, 1965-67

Season

2	Champ Bailey, 2005
2	Deltha O'Neal, 2002
2	Jimmy Spencer, 2000
2	Mike Harden, 1986
2	John Rowser, 1976
2	Nemiah Wilson, 1967

Game	1	71 times (last: Bailey vs. San Fran., 12/31/06) (OT)
-------------	---	--

MOST INTERCEPTIONS RETURNED FOR TOUCHDOWN BY A ROOKIE

Season	1	Darrent Williams, 2005
	1	Randy Robbins, 1984
	1	George Burrell, 1969
	1	Bill Thompson, 1969
	1	John Bramlett, 1965
	1	Nemiah Wilson, 1965
	1	John McGeeever, 1962

LONGEST SCORING INTERCEPTION RETURN

93	Gradishar, at Cleveland, 10/5/80
80	Da. Williams, at Oakland, 11/13/05
80	Crockett, at Oakland, 9/20/98
79	Spencer, vs. Seattle, 12/10/00
73	Jackson, vs. Baltimore, 11/27/77
70	Bailey, vs. San Francisco, 12/31/06 (OT)
70	Wilson, vs. Kansas City, 12/17/67
69	Braxton, vs. Tampa Bay, 9/15/96
65	Bailey, at Dallas, 11/24/05 (OT)
65	Wilson, vs. San Diego, 11/7/65

LONGEST NON-SCORING INTERCEPTION RETURN

76	Hayward, at New Orleans, 11/21/04
72	Braxton, vs. Oakland, 11/22/98
70	Moore, at Boston, 11/20/64
68	Atwater, vs. San Diego, 9/12/93
65	Smith, D., at Chicago, 12/20/81
65	Foley (23), lateral to Gradishar (10), lateral to Wright (32), vs. N.Y. Giants, 11/21/76
65	Alliston, at Buffalo, 9/18/60
63	Mecklenburg, at Detroit, 10/7/84
59	Wright, vs. Baltimore, 11/27/77
56	Wright, vs. Dallas, 10/5/86

ALL INTERCEPTION RETURNS FOR TDs (71)

12/31/06	Bailey, vs. San Francisco (70 yards) (OT)
11/19/06	Da. Williams, vs. San Diego (31)
11/24/05	Bailey, at Dallas (65) (OT)
11/13/05	Da. Williams, at Oakland (80)
9/18/05	Bailey, vs. San Diego (25)
11/28/04	E. Johnson, vs. Oakland (32)
11/21/04	Wilson, at New Orleans (7)
9/7/03	Gold, at Cincinnati (12)
11/17/02	O'Neal, at Seattle (22)
10/6/02	O'Neal, vs. San Diego (28)
10/28/01	Walker, vs. New England (39)
12/10/00	Spencer, vs. Seattle (79)
11/19/00	Spencer, at Seattle (21)
10/15/00	Jenkins, vs. Cleveland (36)
9/24/00	Crockett, vs. Kansas City (26)

9/4/00	Buckley, at St. Louis (32)
11/7/99	Romanowski, at San Diego (18)
9/27/98	Gordon, at Washington (55)
9/20/98	Crockett, at Oakland (80)
11/30/97	Atwater, at San Diego (22)
11/9/97	Braxton, vs. Carolina (27)
10/26/97	Traylor, at Buffalo (62) (OT)
10/6/97	Mobley, vs. New England (13)
9/7/97	Gordon, at Seattle (32)
9/15/96	Braxton, vs. Tampa Bay (69)
10/10/93	Croel, at Green Bay (22)
11/8/92	Henderson, vs. N.Y. Jets (46)
11/17/91	Dimry, at Kansas City (26)
9/1/91	Braxton, vs. Cincinnati (52)
11/22/90	Henderson, at Detroit (49)
9/10/89	Braxton, vs. Kansas City (34)
9/10/89	Robbins, vs. Kansas City (18)
12/27/87	Hunley, vs. San Diego (52)
12/6/87	Haynes, vs. New England (14)
11/2/86	Harden, at L.A. Raiders (40)
9/21/86	Harden, at Philadelphia (32)
12/1/85	Harden, at Pittsburgh (42)
12/15/84	Foley, at Seattle (40)
10/7/84	Woodard, at Detroit (27)
9/23/84	Harden, vs. Kansas City (45)
9/16/84	Robbins, at Cleveland (62)
11/23/80	Latimer, vs. Seattle (15)
10/5/80	Gradishar, at Cleveland (93)
11/5/78	T. Jackson, vs. N.Y. Jets (28)
11/27/77	T. Jackson, vs. Baltimore (73)
10/16/77	Wright, at Oakland (18)
11/14/76	Jackson, at San Diego (46)
11/7/76	Rowser, vs. Tampa Bay (32)
11/7/76	Gradishar, vs. Tampa Bay (31)
9/19/76	Rowser, vs. N.Y. Jets (41)
9/29/75	Gradishar, vs. Green Bay (44)
10/13/74	Thompson, vs. New Orleans (38)
10/28/73	Mitchell, at N.Y. Jets (40)
10/14/73	Thompson, at Houston (59)
10/24/71	Forsberg, at Cleveland (40)
12/7/69	Burrell, at Miami (38)
11/16/69	Thompson, vs. Houston (57)
12/17/67	Wilson, vs. Kansas City (70)
10/22/67	Wilson, vs. San Diego (40)
9/3/67	Sellers, vs. Boston (24)
11/14/65	Bramlett, at Houston (25)
11/7/65	Wilson, vs. San Diego (65)
10/17/65	Griffin, vs. Houston (44)
11/1/64	Janik, at Kansas City (22)
10/6/63	Gonsoulin, vs. San Diego (43)
11/22/62	McMillin, vs. N.Y. Titans (59) (48 after lateral from McDaniel)
10/5/62	McGeeever, vs. Oakland (48)
10/5/62	Gonsoulin, vs. Oakland (64)
9/30/62	Zeman, at N.Y. Titans (30)
10/2/60	Yelverton, vs. Oakland (20)
9/18/60	Pyeatt, at Buffalo (40)

SAFETIES

MOST SAFETIES

Career	3	Rulon Jones, 1980-88
	1	17 players (last: D. Veal, at S.D., 12/31/05) <i>Note: Denver has totaled 9 team safeties</i>

Season	1	20 times (last: D. Veal, at S.D., 12/31/05)
---------------	---	---

FUMBLE RETURNS

LONGEST SCORING FUMBLE RETURN

88	Swenson, at San Francisco, 11/18/79
86	Wright, at Buffalo, 12/2/79 (78 after lateral from Gradishar)
80	Thompson, vs. Oakland, 10/22/73
69	McFadin, vs. N.Y. Titans, 11/22/62
64	Smith, vs. New England, 11/4/84
54	Brooks, vs. L.A. Raiders, 9/6/92
51	Williams, vs. Cincinnati, 9/21/97
50	Crockett, at Kansas City, 12/17/95
48	Cooke, at Kansas City, 11/1/64
43	Jones, vs. Cleveland, 9/26/76

INDIVIDUAL RECORDS — RETURNS / SACKS / SCORING

MISCELLANEOUS RETURNS FOR TOUCHDOWNS (45)

9/22/02	McGlockton (F), vs. Buffalo (24 yards)
12/17/00	Suttle (FKO), at Kansas City (0)
11/13/00	Gold (BP), vs. Oakland (12)
9/17/00	Pryce (F), at Oakland (28)
12/19/99	Cadrez (F), vs. Seattle (37) (OT)
12/21/98	Smith (F), at Miami (0)
11/2/97	Johnson (FKO), vs. Seattle (6)
9/21/97	Williams (F), vs. Cincinnati (51)
12/17/95	Crockett (F), at Kansas City (50)
11/21/93	Russell (F), vs. Pittsburgh (0)
9/6/92	Brooks (F), vs. L.A. Raiders (54)
11/24/91	Powers (F), at Seattle (22)
9/23/90	Mecklenburg (F), vs. Seattle (2) (OT)
12/16/89	Mecklenburg (F), at Phoenix (23)
11/12/89	Kragen (F), at Kansas City (17)
11/16/86	Townsend (F), vs. Kansas City (7)
9/7/86	Woodard (F), vs. L.A. Raiders (12)
11/17/85	Wright (BFG), vs. San Diego (60) (OT)
11/4/84	Smith (F), vs. New England (64)
10/15/84	Wright (F), vs. Green Bay (27)
10/15/84	Foley (F), vs. Green Bay (22)
10/7/84	Jones (F), at Detroit (5)
11/13/83	Chavous (F), at L.A. Raiders (0)
9/14/80	Thompson (F), vs. Dallas (32)
12/2/79	Wright (F*), at Buffalo (86)
11/18/79	Swenson (F), at San Francisco (88)
11/11/79	Nairne (BP), vs. New England (22)
11/11/79	Carter (F), vs. New England (2)
10/14/79	Thompson (F**), at Kansas City (2)
12/3/78	Gradishar (F), at Oakland (30)
11/5/78	Thompson (F), vs. N.Y. Jets (4)
11/7/76	Polt (F***), vs. Tampa Bay (26)
9/26/76	Jones (F), vs. Cleveland (43)
11/23/75	Smith (F), at Atlanta (38)
9/21/75	Dolbin (F), vs. Kansas City (2)
10/22/73	Thompson (F), vs. Oakland (80)
11/27/66	Bramlett (BFG), vs. San Diego (86)
10/17/65	Griffin (BP), vs. Houston (10)
9/24/65	Bramlett (F), at Boston (0)
11/8/64	McMillin (F), vs. San Diego (0)
11/1/64	Cooke (F), at Kansas City (46)
10/13/63	McFadin (F), vs. Houston (6)
12/9/62	McMillin (F), at Dallas (9)
11/22/62	McFadin (F), vs. N.Y. Titans (69)
12/10/61	Gavin (BP), at Dallas (23)

F—fumble; FKO—fumble on kickoff; BP—blocked punt; BFG—blocked field goal; *lateral from Gradishar; **lateral from Swenson; ***lateral from Swenson.

SACKS

NOTE: SACKS BECAME AN OFFICIAL STATISTIC TRACKED BY THE NFL IN 1982. BRONCOS SACK TOTALS BEFORE 1982 DERIVED FROM PLAY-BY-PLAY ANALYSIS.

Most Sacks

Career

97.5	Simon Fletcher, 1985-95
79.0	Karl Mecklenburg, 1983-94
75.0	Barney Chavous, 1973-85
73.5	Rulon Jones, 1980-88
64.5	Lyle Alzado, 1971-78
64.0	Trevor Pryce, 1997-2005
55.5	Paul Smith, 1968-78
44.0	Tom Jackson, 1973-86
43.0	Rich Jackson, 1967-72
37.5	Dave Costa, 1967-71

Season

16.0	Simon Fletcher, 1992
13.5	Simon Fletcher, 1993
13.5	Simon Fletcher, 1991
13.5	Rulon Jones, 1986
13.0	Trevor Pryce, 1999
13.0	Alfred Williams, 1996
13.0	Karl Mecklenburg, 1985
13.0	Lyle Alzado, 1974
12.5	Rich Jackson, 1969
12.0	Trevor Pryce, 2000
12.0	Simon Fletcher, 1989
12.0	Paul Smith, 1971

Game

4	Simon Fletcher, at San Diego, 11/11/90
4	Karl Mecklenburg, at Pittsburgh, 12/1/85
4	Karl Mecklenburg, vs. New Orleans, 9/15/85
4	Barney Chavous, at Seattle, 12/21/80
4	Dave Costa, at Buffalo, 9/7/70
4	Rich Jackson, at Cincinnati, 10/19/69

Most Sacks by a Rookie

Season

11.5	Rulon Jones, 1980
10.0	Mike Croel, 1991
8.5	Elvis Dumervil, 2006
8.0	Lyle Alzado, 1971
6.5	Shane Dronett, 1992

Game

3.0	Dumervil, at Cleveland, 10/22/06
3.0	Jones, vs. Oakland, 12/14/80

Most Multi-Sack Games

Career

20	Simon Fletcher, 1985-95
16	Barney Chavous, 1973-85
15	Paul Smith, 1968-78
13	Lyle Alzado, 1971-78
12	Trevor Pryce, 1997-05
11	Karl Mecklenburg, 1983-94
11	Rulon Jones, 1980-88
10	Rich Jackson, 1967-72
9	Dave Costa, 1967-71
8	Tom Jackson, 1973-86

Most Consecutive Games with Sack

*10	Fletcher (games 10-16 '92; 1-3 '93)
8	Fletcher (games 9-16, 1991)
7	Alzado (games 9-14 '74; gm. 1 '75)
6	Chavous (games 7-12, '74)
6	Jones (games 4-9, '85)
6	Jones (games 3-8, '86)

* - NFL Record

SCORING

Most Touchdowns Scored

Career

71	Rod Smith, 1995-2006 (1 rush, 68 rec., 2 ret.)
65	Terrell Davis, 1995-2002 (60 rush, 5 rec.)
55	Shannon Sharpe, 1990-98, '02-03 (55 rec.)
54	Floyd Little, 1967-75 (43 rush, 9 rec., 2 ret.)
48	Sammy Winder, 1982-90 (39 rush, 9 rec.)
46	Ed McCaffrey, 1995-2003 (46 rec.)
45	Haven Moses, 1972-81 (1 rush, 44 rec.)
44	Riley Odoms, 1972-83 (2 rush, 41 rec., 1 ret.)
44	Lionel Taylor, 1960-66 (44 rec.)
41	Mike Anderson, 2000-05 (36 rush, 5 rec.)

Season

23	Terrell Davis, 1998 (21 rush, 2 rec.)
17	Clinton Portis, 2002 (15 rush, 2 rec.)
15	Mike Anderson, 2000 (15 rush)
15	Terrell Davis, 1997 (15 rush)
15	Terrell Davis, 1996 (13 rush, 2 rec.)
14	Clinton Portis, 2003 (14 rush)
14	Anthony Miller, 1995 (14 rec.)
14	Sammy Winder, 1986 (9 rush, 5 rec.)
13	4 times (last: Anderson, 2005)

Game

5	Clinton Portis, vs. Kansas City, 12/7/03
4	Clinton Portis, vs. Kansas City, 12/15/02
4	Mike Anderson, at New Orleans, 12/3/00
3	28 times (last: Walker, at Pittsburgh, 11/5/06)

Most TDs Scored by a Rookie

Season

17	Clinton Portis, 2002 (15 rush, 2 rec.)
15	Mike Anderson, 2000 (15 rush)
10	Jon Keyworth, 1974 (10 rush)
8	Mike Bell, 2006 (8 rush)
8	Terrell Davis, 1995 (7 rush, 1 rec.)
8	Bobby Humphrey, 1989 (7 rush, 1 rec.)

INDIVIDUAL RECORDS — SCORING / KICKING

Most TDs Scored by a Rookie, CONT.

Game

4	Portis, vs. Kansas City, 12/15/02 (3 rush, 1 rec.)
4	Anderson, at New Orleans, 12/3/00 (4 rush)
3	Davis, vs. Washington, 9/17/95 (2 rush, 1 rec.)
3	Keyworth, vs. Kansas City, 11/18/74 (3 rush)

Most Consecutive Games Scoring, Non-Kicker

8	Davis, 1998
6	Taylor, 1960-61; Denson, '69; Little, '72; V. Johnson, '87; Davis, '97-98

Most Points Scored

Career

1,672	Jason Elam, 1993-2006
742	Jim Turner, 1971-79
655	Rich Karlis, 1982-88
429	David Treadwell, 1989-92
428	Rod Smith, 1995-2006
408	Gene Mingo, 1960-64
396	Terrell Davis, 1995-2002
336	Shannon Sharpe, 1990-98, '02-03
324	Floyd Little, 1967-75
288	Sammy Winder, 1982-90

Season

138	Terrell Davis, 1998
137	Gene Mingo, 1962
132	Jason Elam, 1995
129	Jason Elam, 2004
127	Jason Elam, 1998
124	Jason Elam, 2001
124	Jason Elam, 1997
123	Gene Mingo, 1960
120	3 times (last: Elam, 2003)

Game

30	Portis, vs. Kansas City, 12/7/03
24	Portis, vs. Kansas City, 12/15/02
24	Anderson, at New Orleans, 12/3/00
21	Mingo, at L.A. Chargers, 12/10/60
20	Scarpitto, at Buffalo, 12/18/66
20	Mingo, vs. San Diego, 10/6/63
19	Mingo, vs. Oakland, 10/5/62
18	32 times (last: Walker, at Pittsburgh, 11/5/06)

Most Points Scored by a Rookie

Season

123	Gene Mingo, 1960
120	David Treadwell, 1989
119	Jason Elam, 1993
102	Clinton Portis, 2002
92	Mike Anderson, 2000

Game

24	Portis, vs. Kansas City, 12/15/02
24	Anderson, at New Orleans, 12/3/00
21	Mingo, at L.A. Chargers, 12/10/60

KICKING

Most PAT Attempts

Career

571	Jason Elam, 1993-2006
301	Jim Turner, 1971-79
254	Rich Karlis, 1982-88
136	David Treadwell, 1989-92
126	Gene Mingo, 1960-64
95	Bobby Howfield, 1968-70
70	Fred Steinfort, 1979-81
58	Gary Kroner, 1965-67
20	Bob Humphreys, 1967-68
16	Jack Hill, 1961

Season

58	Jason Elam, 1998
49	Jason Elam, 2000
46	Jason Elam, 1997
46	Jason Elam, 1996

45	Rich Karlis, 1986
44	Jason Elam, 2005
44	Rich Karlis, 1985
43	Jason Elam, 2002
42	Jason Elam, 2004
42	Jason Elam, 1993

Game

7	Elam, vs. Philadelphia, 10/30/05
6	Elam, vs. Kansas City, 12/7/03
6	Elam, vs. Dallas, 9/13/98
6	Elam, vs. Baltimore, 10/20/96
6	Treadwell, vs. Cincinnati, 9/1/91
6	Karlis, vs. Minnesota, 11/18/84
6	Steinfort, vs. San Diego, 9/27/81
6	Turner, (6 times: vs. New England, 11/11/79; vs. Tampa Bay, 11/7/76; vs. Cleveland, 9/26/76; vs. N.Y. Jets, 9/19/76; at Houston, 10/14/73; vs. New England, 12/17/72)

Most PATs Made

Career

568	Jason Elam, 1993-2006
283	Jim Turner, 1971-79
244	Rich Karlis, 1982-88
132	David Treadwell, 1989-92
120	Gene Mingo, 1960-64
93	Bobby Howfield, 1968-70
68	Fred Steinfort, 1979-81
57	Gary Kroner, 1965-67
19	Bob Humphreys, 1967-68
16	Jack Hill, 1961

Season

58	Jason Elam, 1998
49	Jason Elam, 2000
46	Jason Elam, 1997
46	Jason Elam, 1996
44	Rich Karlis, 1986
43	Jason Elam, 2005
42	Jason Elam, 2004
42	Jason Elam, 2002
41	Jason Elam, 1993
41	Rich Karlis, 1985

Game

7	Elam, vs. Philadelphia, 10/30/05
6	Elam, vs. Kansas City, 12/7/03
6	Elam, vs. Dallas, 9/13/98
6	Elam, vs. Baltimore, 10/20/96
6	Treadwell, vs. Cincinnati, 9/1/91
6	Karlis, vs. Minnesota, 11/18/84
6	Steinfort, vs. San Diego, 9/27/81
6	Turner, New England, 11/11/79
6	Turner, vs. Tampa Bay, 11/7/76
6	Turner, at Houston, 10/14/73
6	Turner, vs. New England, 12/17/72

Most PATs Made by a Rookie

Season

41	Jason Elam, 1993
39	David Treadwell, 1989
33	Gene Mingo, 1960
30	Bobby Howfield, 1968

Highest PAT Percentage

Career (min. 30 attempts)

*.995	Jason Elam, 1993-2006 (568-571)
.983	Gary Kroner, 1965-67 (57-58)
.979	Bobby Howfield, 1968-70 (93-95)
.971	Fred Steinfort, 1979-81 (68-70)
.971	David Treadwell, 1989-92 (132-136)
.961	Rich Karlis, 1982-88 (244-254)
.952	Gene Mingo, 1960-64 (120-126)
.940	Jim Turner, 1971-79 (283-301)

* - NFL Record

INDIVIDUAL / TEAM RECORDS — KICKING / MISCELLANEOUS

HIGHEST PAT PERCENTAGE, CONT.

Season (min. 14 attempts)
1.000 21 times (last by Jason Elam, 2006 (34-34))

MOST CONSECUTIVE PATS MADE

*371 Jason Elam (9th gm. in '93-11th '02)
131 Jason Elam (11th gm. in '02-13th '05)
82 Rich Karlis (5th gm. '86-9th '88)
82 Jim Turner (1st gm. '71-9th '73)
* - NFL Record

MOST FIELD GOALS ATTEMPTED

Career

459 Jason Elam, 1993-2006
232 Jim Turner, 1971-79
193 Rich Karlis, 1982-88
127 David Treadwell, 1989-92
119 Gene Mingo, 1960-64
79 Bobby Howfield, 1968-70
64 Fred Steinfort, 1979-81
56 Gary Kroner, 1965-67

Season

39 Gene Mingo, 1962
38 Jason Elam, 1995
38 Rich Karlis, 1985
38 Jim Turner, 1971
37 Jason Elam, 1994
36 6 times (last: Jason Elam, 2002)

Game

7 Karlis, at San Diego, 10/2/88
7 Mingo, vs. San Diego, 10/6/63
6 Elam, at Kansas City, 11/16/97
6 Elam, vs. Buffalo, 9/3/95
6 Steinfort, vs. Oakland, 9/6/81
6 Kroner, vs. Houston, 10/2/66
6 Guesman, vs. Oakland, 11/29/64
5 17 times (last: Elam, vs. Miami, 10/13/02)

MOST FIELD GOALS MADE

Career

368 Jason Elam, 1993-2006
151 Jim Turner, 1971-79
137 Rich Karlis, 1982-88
99 David Treadwell, 1989-92
72 Gene Mingo, 1960-64
43 Fred Steinfort, 1979-81
40 Bobby Howfield, 1968-70
29 Gary Kroner, 1965-67

Season

31 Jason Elam, 2001
31 Jason Elam, 1995
30 Jason Elam, 1994
29 Jason Elam, 2004
29 Jason Elam, 1999
27 Jason Elam, 2006
27 Jason Elam, 2003
27 David Treadwell, 1991
27 David Treadwell, 1989
27 Gene Mingo, 1962

Game

5 Elam, vs. Miami, 10/13/02
5 Elam, at Kansas City, 11/16/97
5 Elam, vs. Buffalo, 9/3/95
5 Karlis, vs. Seattle, 11/20/83
5 Mingo, vs. San Diego, 10/6/63
4 23 times (last: Elam, vs. Indianapolis, 1/2/05)

MOST FIELD GOALS MADE BY A ROOKIE

Season

27 David Treadwell, 1989
26 Jason Elam, 1993
18 Gene Mingo, 1960
9 Bobby Howfield, 1968

Game

4 Elam, at N.Y. Jets, 9/5/93
4 Treadwell, at Buffalo, 9/18/89

HIGHEST FIELD GOAL PERCENTAGE

Career (min. 20 attempts)

.802 Jason Elam, 1993-2006 (368-459)
.780 David Treadwell, 1989-92 (99-127)
.710 Rich Karlis, 1982-88 (137-193)
.672 Fred Steinfort, 1979-81 (43-64)
.651 Jim Turner, 1971-79 (151-232)
.605 Gene Mingo, 1960-64 (72-119)
.518 Gary Kroner, 1965-67 (29-56)
.506 Bobby Howfield, 1968-70 (40-79)

Season (min. 10 attempts)

.931 Jason Elam, 2006 (27-29)
.871 Jason Elam, 2003 (27-31)
.861 Jason Elam, 2001 (31-36)
.853 Jason Elam, 2004 (29-34)
.852 Jason Elam, 1998 (23-27)
.846 Rich Karlis, 1982 (11-13)
.840 Rich Karlis, 1983 (21-25)
.833 David Treadwell, 1992 (20-24)
.818 David Treadwell, 1989 (27-33)
.816 Jason Elam, 1995 (31-38)

HIGHEST FIELD GOAL PERCENTAGE BY A ROOKIE

Season (min. 20 attempts)

.818 David Treadwell, 1989 (27-33)
.743 Jason Elam, 1993 (26-35)
.640 Gene Mingo, 1960 (18-28)
.500 Bobby Howfield, 1968 (9-18)

LONGEST FIELD GOALS

*63 Elam, vs. Jacksonville, 10/25/98
57 Steinfort, vs. Washington, 10/13/80
56 Elam, at Houston, 11/26/95
55 Elam, vs. Miami, 10/13/02
55 Elam, at San Diego, 11/7/99
55 Steinfort, at Seattle, 12/21/80
55 Steinfort, vs. Dallas, 9/14/80
54 Elam, vs. Arizona, 12/29/02
54 Elam, at San Diego, 12/1/02 (OT)
54 Elam, at San Diego, 10/23/94
54 Elam, vs. San Diego, 9/12/93

* - NFL record (tie)

MOST CONSECUTIVE GAMES WITH FIELD GOAL

16 Jason Elam (1st in '06 - current)
16 Jason Elam (12th in '02 - 11th in '03)
15 Rich Karlis (13th in '84 - 11th in '85)
13 Jason Elam (6th in '01 - 2nd in '02)

MOST CONSECUTIVE FIELD GOALS MADE

19 Jason Elam (last 1 in '97 - first 18 in '98)
17 Jason Elam (13th in '06 - current)
13 Rich Karlis (last 4 in '84 - first 9 in '85)
11 Jason Elam (last 7 in '03 - first 4 in '04)
11 Jason Elam (last 8 in '94 - first 3 in '95)
11 David Treadwell (13th - 23rd in '89)
11 David Treadwell (first 11 in '89)

MOST CONSECUTIVE GAMES SCORING

220 Jason Elam, 1993-current
69 Rich Karlis, 1984-88

CHAMPIONSHIPS

SUPER BOWL

2 1997, 1998 (XXXII and XXXIII)

AMERICAN FOOTBALL CONFERENCE

6 1977, 1986, 1987, 1989, 1997, 1998

AFC WESTERN DIVISION

10 1977, 1978, 1984, 1986, 1987, 1989, 1991, 1996, 1998, 2005

PLAYOFF BERTHS

17 1977, 1978, 1979, 1983, 1984, 1986, 1987, 1989, 1991, 1993, 1996, 1997, 1998, 2000, 2003, 2004, 2005

TEAM RECORDS — STREAKS

STREAKS

MOST WINS, ONE SEASON

14 1998
13 2005
13 1996
13 1984
12 1997
12 1991
12 1977
11 2000
11 1989
11 1986
11 1985

MOST CONSECUTIVE WINS

14 1997-98 (last one of '97, first 13 of '98)
10 1984 (games 3-12)
9 1996 (games 5-13)
8 1985-1986 (last two of '85, first 6 of '86)
8 1976-1977 (last two of '76, first 6 of '77)
6 2000 (games 9-14)
6 1997 (games 1-6)
6 1991-92 (last four of '91, first 2 of '92)
6 1977 (games 1-6)

MOST CONSECUTIVE GAMES WITHOUT LOSS

14 1997-98 (last one of '97, first 13 of '98)
10 1984 (games 3-12)
9 1996 (games 5-13)
8 1985-1986 (last two of '85, first six of '86)
8 1976-1977 (last two of '76, first six of '77)
7 1973 (games 5-11)
6 2000 (games 9-14)
6 1997 (games 1-6)
6 1991-92 (last four of '91, first two of '92)
6 1977 (games 1-6)

MOST CONSECUTIVE HOME WINS

24 9/1/96 through 12/27/98
13 12/12/04 through 10/15/06
12 10/16/83 through 11/18/84
9 10/16/88 through 10/15/89
8 12/1/91 through 11/15/92
8 9/6/81 through 12/13/81
7 12/16/90 through 11/3/91
7 11/6/77 through 10/16/78
6 10/15/00 through 9/10/01
6 10/12/87 through 12/27/87
6 11/7/76 through 10/9/77

MOST CONSECUTIVE ROAD WINS

7 12/12/76 through 12/4/77
6 9/20/98 through 11/29/98
5 12/1/85 through 10/12/86
5 9/16/84 through 11/11/84
4 9/24/06 through 11/12/06
4 9/29/96 through 11/24/96

MOST CONSECUTIVE PRESEASON WINS

9 8/22/81 through 8/20/83
7 8/14/76 through 8/20/77
6 9/4/99 through 8/11/01

MOST CONSECUTIVE PRESEASON HOME WINS

10 7/26/97 through 8/31/01
6 8/22/81 through 8/20/83

MOST CONSECUTIVE PRESEASON ROAD WINS

4 8/10/02 through 8/16/03

MOST CONSECUTIVE POSTSEASON WINS

7 12/27/97 through 1/31/99
2 1/7/90 through 1/14/90
2 1/10/88 through 1/17/88
2 1/4/87 through 1/11/87
2 12/24/77 through 1/1/78

MOST CONSECUTIVE POSTSEASON HOME WINS

6 (1/4/87 through 1/4/92)
4 (12/27/97 through 1/14/06)

MOST CONSECUTIVE POSTSEASON ROAD WINS

2 (1/4/98 through 1/11/98)

MOST CONSECUTIVE LOSSES

11 11/3/63 through 10/4/64
9 9/10/67 through 11/12/67
7 11/21/65 through 9/25/66
7 11/11/62 through 9/14/63
7 10/29/61 through 12/10/61

MOST CONSECUTIVE GAMES WITHOUT WIN

14 10/13/63 through 10/4/64
9 9/10/67 through 11/12/67
8 11/29/70 through 10/10/71
8 10/30/60 through 12/17/60
7 11/11/62 through 9/14/63
7 10/29/61 through 12/10/61

MOST CONSECUTIVE HOME LOSSES

7 9/24/67 through 9/29/68
6 10/13/63 through 10/4/64
5 11/21/82 through 9/25/83
5 11/7/65 through 9/25/66
5 10/28/62 through 9/7/63

MOST CONSECUTIVE HOME GAMES WITHOUT WIN

7 9/24/67 through 9/29/68
7 11/1/70 through 10/10/71
6 10/13/63 through 10/4/64
5 11/21/82 through 9/25/83
5 11/7/65 through 9/25/66
5 10/28/62 through 9/7/63

MOST CONSECUTIVE ROAD LOSSES

12 11/9/63 through 9/11/65
6 10/12/92 through 12/27/92
6 11/4/90 through 9/8/91
6 12/11/66 through 10/29/67
6 12/5/65 through 10/30/66
6 9/16/61 through 12/10/61

MOST CONSECUTIVE ROAD GAMES WITHOUT WIN

17 12/2/62 through 9/11/65
6 10/12/92 through 12/27/92
6 11/4/90 through 9/8/91
6 12/11/66 through 10/29/67
6 12/5/65 through 10/30/66
6 9/16/61 through 12/10/61

MOST CONSECUTIVE PRESEASON LOSSES

6 8/5/60 through 8/12/61
6 8/17/68 through 8/16/69
5 8/25/61 through 8/18/62
5 8/21/65 through 8/12/66
4 8/23/63 through 8/14/64

MOST CONSECUTIVE PRESEASON HOME LOSSES

4 8/7/65 through 8/28/66
3 8/17/68 through 8/16/69

MOST CONSECUTIVE PRESEASON ROAD LOSSES

7 8/25/90 through 8/16/93
6 8/5/60 through 8/12/61
6 8/30/68 through 8/29/70

TEAM RECORDS — SCORING / KICKING / OFFENSE

SCORING

MOST POINTS SCORED

Season	
501	1998
485	2000
472	1997
395	2005
392	2002
391	1996
388	1995
381	2004, 2003
380	1985

Game

50	vs. San Diego, 10/6/63
49	vs. Philadelphia, 10/30/05
48	vs. Tampa Bay, 11/7/76
48	at Houston, 10/14/73
46	vs. N.Y. Jets, 9/19/76
45	vs. Kansas City, 12/7/03
45	vs. Baltimore, 10/20/96
45	vs. Cincinnati, 9/1/91
45	vs. New England, 11/11/79
45	vs. New England, 12/17/72
45	vs. N.Y. Titans, 11/22/62

LARGEST MARGIN OF VICTORY

43	vs. N.Y. Jets, 9/19/76 (46-3)
37	at Phoenix, 12/16/89 (37-0)
37	vs. Oakland, 10/5/62 (44-7)
35	vs. San Diego, 12/21/97 (38-3)
35	vs. New England, 11/11/79 (45-10)
35	vs. Tampa Bay, 11/7/76 (48-13)
34	vs. Cleveland, 10/15/00 (44-10)
34	vs. Carolina, 11/9/97 (34-0)
34	at New England, 10/8/95 (37-3)
34	vs. Detroit, 11/1/87 (34-0)

MOST POINTS, ONE HALF

38	vs. Seattle, 11/26/89 (first)
38	vs. New England, 11/11/79 (first)
38	vs. Tampa Bay, 11/7/76 (second)
35	vs. Philadelphia, 10/4/98 (first)
35	vs. Dallas, 9/13/98 (first)
35	vs. Minnesota, 11/18/84 (first)
34	vs. Atlanta, 9/10/00 (first)
33	vs. San Diego, 10/6/63 (second)
32	vs. N.Y. Titans, 11/22/62 (second)
31	vs. N.Y. Jets, 9/1/96 (first)
31	vs. Kansas City, 11/16/86 (first)

MOST POINTS, ONE QUARTER

28	vs. Philadelphia, 10/4/98 (first)
26	at N.Y. Jets, 12/3/67 (second)
24	vs. Jacksonville, 10/25/98 (second)
24	vs. San Diego, 12/21/97 (second)
24	vs. N.Y. Jets, 9/1/96 (second)
24	vs. Washington, 9/17/95 (second)
24	vs. Seattle, 11/26/89 (second)
24	vs. New England, 11/11/79 (first)
24	vs. Tampa Bay, 11/7/76 (fourth)
24	vs. San Diego, 10/6/63 (fourth)
24	vs. Buffalo, 11/27/60 (fourth)

MOST TOUCHDOWNS SCORED

Season	
62	1998
58	2000
55	1997
47	1996
46	2005
45	2002, 1987, 1986, 1985
42	5 times (last: 2004)

Game

7	vs. Philadelphia, 10/30/05
6	14 times (last: vs. Kansas City, 12/7/03)

FEWEST POINTS SCORED

Season

148	1982 (players' strike; nine-game season)
196	1966
203	1971
240	1964
251	1961
253	1970
254	1975
255	1968
256	1967
262	1992

Game (times Denver shut out: 9)

0	at L.A. Raiders (24-0), 11/22/92
0	at Philadelphia (30-0), 9/20/92
0	at New Orleans (42-0), 11/20/88
0	at Chicago (27-0), 9/9/84
0	at San Diego (23-0), 10/8/78
0	at San Diego (17-0), 12/15/74
0	at Kansas City (16-0), 12/6/70
0	at Oakland (51-0), 9/10/67
0	at San Diego (37-0), 10/29/61

LARGEST MARGIN OF DEFEAT

52	vs. Kansas City, 9/7/63 (59-7)
51	at Oakland, 9/10/67 (51-0)
46	vs. Kansas City, 10/23/66 (56-10)
43	at Kansas City, 10/29/67 (52-9)
42	at New Orleans, 11/20/88 (42-0)
41	vs. Houston, 11/5/61 (55-14)

KICKING

MOST FIELD GOALS MADE

Season

31	2001
31	1995
30	1994
29	2004, 1999
28	2003, 1997
27	2006, 1991, 1989, 1962

Game

5	vs. Miami, 10/13/02
5	at Kansas City, 11/16/97
5	vs. Buffalo, 9/3/95
5	vs. Seattle, 11/20/83
4	24 times (last: vs. Indianapolis, 1/2/05)

HIGHEST PERCENTAGE ON PAT ATTEMPTS

1.000	17 times (last: 2006, 34 of 34)
-------	---------------------------------

TOTAL OFFENSE

MOST TOTAL PLAYS

Season

1,152	1985
1,115	2000
1,092	1996
1,077	1988
1,071	1989
1,070	2004
1,070	1987
1,068	1997
1,060	1993
1,062	1981

Game

95	at Green Bay (at Milwaukee), 9/20/87 (OT)
88	at Seattle, 10/29/78 (OT)
86	at Chicago, 12/12/76
86	vs. San Diego, 11/30/75 (OT)
84	vs. Oakland, 10/16/95
84	at Kansas City, 12/4/94 (OT)
84	at L.A. Raiders, 10/28/84 (OT)
84	vs. Boston, 12/3/61
83	vs. San Diego, 11/19/00: at Phoenix, 12/16/89; at Seattle, 12/8/79; at Houston, 12/20/64; at Houston, 11/20/60

TEAM RECORDS — OFFENSE / RUSHING

MOST YARDS TOTAL OFFENSE

Season

6,554	2000 (2,311 rush/4,243 pass)
6,332	2004 (2,333/3,999)
6,092	1998 (2,468/3,624)
6,090	2002 (2,266/3,824)
6,040	1995 (1,995/4,045)
5,872	1997 (2,378/3,494)
5,791	1996 (2,362/3,429)
5,766	2005 (2,539/3,227)
5,624	1987 (1,970/3,654)
5,598	2003 (2,629/2,969)

Game

567	vs. Atlanta, 10/31/04 (68 rush/499 pass)
564	vs. Philadelphia, 10/30/05 (255/309)
548	vs. Baltimore, 10/20/96 (222/326)
543	vs. N.Y. Jets, 9/19/76 (251/292)
538	at Seattle, 11/26/00 (301/237)
536	vs. San Diego, 11/19/00 (93/433)
532	vs. Kansas City, 11/18/74 (73/459)
522	at San Diego, 11/29/87 (175/347)
515	vs. Dallas, 9/13/98 (209/306)
514	vs. Green Bay, 10/17/99 (151/363)

HIGHEST AVERAGE GAIN PER PLAY

Season

5.92	2004 (1,070-6.332)
5.88	2000 (1,115-6.554)
5.85	1998 (1,041-6.092)
5.76	2002 (1,057-6.090)
5.70	1995 (1,010-5.193)
5.60	2005 (1,030-5.766)
5.50	1997 (1,068-5.872)
5.38	1972 (831-4.472)
5.35	2003 (1,047-5.598)
5.30	1996 (1,092-5.791)

Game

9.53	vs. Dallas, 9/13/98 (54-515)
8.33	vs. Kansas City, 12/7/03 (61-508)
7.83	vs. Philadelphia, 10/30/05 (72-564)
7.77	vs. New England, 12/17/72 (62-482)
7.76	vs. Arizona, 12/29/02 (58-450)
7.73	vs. Kansas City, 9/21/75 (55-425)
7.66	vs. Atlanta, 10/31/04 (74-567)
7.66	vs. Arizona, 11/5/95 (53-406)

FEWEST YARDS TOTAL OFFENSE

Season

2,837	1982 (players' strike; nine-game season) (1,018 rush/1,819 pass)
2,947	1967 (1,265/1,682)
3,168	1966 (1,173/1,995)
3,332	1964 (1,311/2,021)
3,811	1961 (1,091/2,720)
3,827	1970 (1,802/2,025)
3,906	1977 (2,043/1,863)
3,971	1968 (1,614/2,357)
3,995	1963 (1,508/2,487)
4,136	1976 (1,932/2,204)

Game

-5	at Oakland, 9/10/67 (48 rush/-53 pass)
26	at Houston, 9/3/66 (33/-7)
82	at Philadelphia, 9/20/92 (52/30)
128	at Washington, 10/12/92 (26/102)
130	at Chicago, 9/9/84 (53/77)
131	vs. Buffalo, 12/13/64 (47/84)
132	vs. Boston, 10/4/64 (53/79)
139	at Pittsburgh, 9/4/83 (138/1)
148	at Kansas City, 12/6/70 (76/72)
152	vs. Oakland, 9/3/78 (144/8)

RUSHING

MOST RUSHES

Season

601	1978
554	1989
543	2003
542	2005
534	2004
525	1998
525	1996
525	1979
523	1977
520	1997

Game

60	vs. San Diego, 11/30/75 (OT)
59	at Kansas City, 9/24/78 (OT)
59	at Chicago, 12/12/76
57	at Seattle, 10/29/78 (OT)
57	at Cleveland, 10/24/71
55	vs. San Diego, 10/17/71
54	at Indianapolis, 12/21/03
53	at Kansas City, 11/20/77
51	at Oakland, 10/17/04
51	vs. Green Bay, 10/17/99

MOST YARDS RUSHING

Season

2,629	2003
2,539	2005
2,468	1998
2,451	1978
2,378	1997
2,362	1996
2,333	2004
2,311	2000
2,266	2002
2,157	1974

Game

356	at Chicago, 12/12/76
328	vs. San Diego, 11/30/75 (OT)
301	at Seattle, 11/26/00
292	at Oakland, 11/24/74
283	at New Orleans, 12/3/00
280	at Cleveland, 10/24/71
278	at Seattle, 10/29/78 (OT)
272	at Cincinnati, 10/19/69
270	vs. Kansas City, 12/7/03
260	vs. Seattle, 12/19/99 (OT)

HIGHEST AVERAGE GAIN PER RUSH

Season

4.96	2002 (457-2,266)
4.84	2003 (543-2,629)
4.70	1998 (525-2,468)
4.68	2005 (542-2,539)
4.57	1997 (520-2,378)
4.53	1995 (440-1,995)
4.50	1996 (525-2,362)
4.50	1972 (409-1,838)
4.48	2000 (516-2,311)
4.44	1974 (486-2,157)

Game (min. 10 rushes)

9.52	vs. Chicago, 11/23/03 (21-200)
8.44	vs. Kansas City, 12/7/03 (32-270)
8.09	vs. Arizona, 12/29/02 (32-259)
7.88	vs. Seattle, 12/19/99 (33-260) (OT)
7.73	vs. Houston, 10/18/92 (22-170)
7.66	vs. Cincinnati, 9/21/97 (29-222)
7.63	at N.Y. Giants, 11/5/72 (24-183)
7.34	at Seattle, 11/26/00 (41-301)
7.20	at Dallas, 11/24/05 (20-144) (OT)
7.17	vs. San Diego, 9/4/94 (18-129)

TEAM RECORDS — RUSHING / PASSING

MOST RUSHING TOUCHDOWNS

Season	
26	1998
25	2005
21	2002
21	2000
20	2003
20	1996
20	1985
20	1974
19	1994
19	1990
Game	
5	vs. Kansas City, 12/7/03
4	7 times (last: vs. San Francisco, 12/23/00)

FEWEST YARDS RUSHING

Season	
1,018	1982 (players' strike; nine-game season)
1,091	1961
1,173	1966
1,195	1960
1,265	1967
1,298	1962
1,311	1964
1,470	1994
1,500	1992
1,508	1963

Game	
13	at Oakland, 10/22/72
20	at Dallas, 12/10/61
26	at Washington, 10/12/92
27	at Buffalo, 9/15/62
28	vs New England, 11/4/84
28	vs Kansas City, 10/23/66
29	vs Oakland, 11/28/63
33	at L.A. Raiders, 9/8/91
33	at Houston, 12/2/62
34	at San Diego, 11/23/69

PASSING

MOST PASS ATTEMPTS

Season	
626	1994
617	1985
594	1995
581	1988
569	2000
568	1961
559	1962
554	2002
554	1999
553	1993

Game	
59	at Green Bay, 10/10/93
58	vs. San Diego, 11/19/00
56	at L.A. Raiders, 12/26/82
56	at Boston, 9/21/62
56	at Buffalo, 9/15/62
55	vs. Atlanta, 10/31/04
55	at Houston, 12/20/64
54	at Baltimore, 9/30/02
54	at N.Y. Titans, 9/24/61
54	vs. Houston, 11/6/60

MOST COMPLETIONS

Season	
388	1994
359	2002
354	2000
350	1995
350	1993
329	1985
327	1996

324	1988
319	1999
312	2001
Game	
36	vs. San Diego, 11/19/00
36	vs. San Diego, 9/4/94
35	at Baltimore, 9/30/02
35	at Houston, 12/20/64
34	vs. Oakland, 11/11/02
33	at Green Bay, 10/10/93
32	vs. San Diego, 10/6/96
32	vs. Kansas City, 11/18/74
31	vs. Atlanta, 10/31/04
31	vs. New England, 10/1/00
31	vs. Houston, 11/6/60

HIGHEST COMPLETION PERCENTAGE

Season	
.648	2002 (359-554)
.633	1993 (350-553)
.622	2000 (354-569)
.620	1994 (388-626)
.611	2001 (312-511)
.610	1996 (327-536)
.600	2005 (279-465)
.596	1981 (289-485)
.591	1998 (290-491)
.589	1995 (350-594)

Game (min. 10 attempts)	
.917	at L.A. Raiders, 11/2/86 (11-12)
.875	vs. San Diego, 9/27/81 (21-24)
.870	vs. Kansas City, 12/10/78 (20-23)
.824	at Indianapolis, 12/21/03 (14-17)
.808	at Tennessee, 12/25/04 (21-26)
.783	at New England, 10/27/02 (18-23)
.783	vs. San Diego, 9/4/94 (36-46)
.783	vs. Minnesota, 11/18/84 (18-23)
.780	vs. San Diego, 10/6/96 (32-41)

MOST YARDS PASSING (NET YARDS)

Season	
4,243	2000
4,045	1995
4,017	1994
3,999	2004
3,824	2002
3,768	1993
3,691	1988
3,654	1987
3,645	1985
3,624	1998

Game	
499	vs. Atlanta, 10/31/04
459	vs. Kansas City, 11/18/74
443	vs. San Diego, 11/19/00
431	vs. Oakland, 12/14/80
428	at Buffalo, 9/15/62
396	at Oakland, 10/22/72
385	at Seattle, 12/20/85
384	vs. San Diego, 9/7/62
383	vs. Kansas City, 12/6/98
366	at Kansas City, 10/20/02 (OT)

FEWEST YARDS PASSING (NET YARDS)

Season	
1,682	1967
1,995	1966
1,819	1982 (players' strike; nine-game season)
2,021	1964
2,025	1970
2,065	1971
2,204	1976
2,328	1974
2,357	1968
2,378	1978

TEAM RECORDS — PASSING

FEWEST YARDS PASSING (NET YARDS), CONT.

Game	
-53	at Oakland, 9/10/67
-7	at Houston, 9/3/66
1	at Pittsburgh, 9/4/83
6	vs. N.Y. Jets, 11/15/64
8	vs. Oakland, 9/3/78
8	vs. San Diego, 11/30/75 (OT)
18	at N.Y. Jets, 12/3/67
20	at Houston, 11/14/65
30	at Philadelphia, 9/20/92
33	vs. San Diego, 10/7/79

MOST TOUCHDOWN PASSES THROWN

Season	
32	1998
28	2000
27	2004
27	1997
27	1995
27	1993
27	1981
26	2001
26	1996
24	1988, 1987, 1963, 1960

Game	
5	vs. San Diego, 11/19/00
5	vs. Minnesota, 11/18/84
5	vs. Buffalo, 10/28/62
4	22 times (last: vs. Philadelphia, 10/30/05)

MOST INTERCEPTIONS THROWN

Season	
45	1961
40	1962
35	1960
34	1975
32	1964
30	1966
30	1965
29	1992
29	1963
28	1970

Game	
8	at Houston, 12/2/62
6	vs. San Diego, 9/21/80
6	vs. San Diego, 11/30/75 (OT)
6	at San Diego, 9/24/72
6	vs. Buffalo, 11/19/61
6	at Houston, 11/26/61
6	at Green Bay (at Milwaukee), 9/26/71
5	16 times (last: vs. N.Y. Jets, 10/3/99)

BEST INTERCEPTION AVOIDANCE PERCENTAGE

Season	
.015	2005 (7-465)
.018	1993 (10-553)
.021	1994 (13-626)
.021	2000 (12-569)
.021	1997 (11-513)
.024	1995 (14-594)
.026	1991 (12-459)
.029	1998 (14-491)
.029	1986 (16-549)
.032	1996 (17-536)

HIGHEST AVERAGE GAIN PER ATTEMPT

Season	
8.23	1981 (485-3,992)
8.09	1974 (329-2,660)
7.85	2004 (521-4,089)
7.85	2000 (569-4,464)
7.76	1998 (491-3,808)
7.55	1972 (384-2,900)
7.47	2002 (554-4,139)

7.34	1993 (553-4,061)
7.31	1987 (530-3,874)
7.25	2005 (465-3,373)

HIGHEST AVERAGE GAIN PER COMPLETION

Season	
15.79	1968 (179-2,826)
14.94	1976 (168-2,510)
14.77	1969 (192-2,835)
14.60	1967 (150-2,190)
14.46	1974 (184-2,660)
14.43	1972 (201-2,900)
14.18	1963 (217-3,076)
14.16	1966 (166-2,351)
13.90	1977 (163-2,265)
13.81	1981 (289-3,992)

FEWEST TIMES DENVER PASSER SACKED

Season	
15	2004
22	1971
23	2005
24	1982 (players' strike; nine-game season)
24	1965
25	2003
25	1998
26	1995
27	1973
30	2000
30	1987

MOST TIMES DENVER PASSER SACKED

Season	
63	1963
61	1981
61	1964
58	1967
55	1994
55	1983
52	1992
51	1969
50	1977
48	1978
48	1976

Game	
11	vs. Oakland, 11/5/67
11	vs. Buffalo, 12/13/64
10	at Oakland, 10/31/76
10	at Oakland, 12/8/75
9	at Chicago, 10/2/83
8	vs. Oakland, 10/30/77; vs. Boston, 10/4/64; vs. Kansas City, 10/1/72

MOST YARDAGE LOST ON SACKS

Season	
590	1963
520	1964
508	1967
469	1968
461	1981
439	1983
402	1977
382	1992
366	1994
359	1975

Game	
95	vs. Oakland, 11/5/67
84	vs. Buffalo, 12/13/64
78	vs. Kansas City, 12/14/68
78	vs. Boston, 9/29/63
77	at Boston, 9/21/62
74	at Oakland, 12/8/75
72	at L.A. Raiders, 12/26/82
71	at Chicago, 10/2/83
67	vs. L.A. Raiders, 10/18/93
63	vs. Kansas City, 10/1/72

TEAM RECORDS — FIRST DOWNS / PUNTING

FIRST DOWNS

MOST FIRST DOWNS

Season	
383	2000
357	2002
351	2004
347	1998
346	1994
344	1995
340	1997
339	1985
338	1988
336	1996

Game

34	vs. San Diego, 11/19/00
34	vs. Kansas City, 11/18/74
32	at Cincinnati, 10/22/00
31	vs. Seattle, 12/27/98
31	vs. Seattle, 12/1/96
31	at San Diego, 11/29/87
31	vs. Houston, 10/6/85
31	vs. N.Y. Jets, 9/19/76
30	at Baltimore, 9/30/02
30	at Oakland, 12/24/95
30	vs. San Diego, 9/4/94

MOST FIRST DOWNS RUSHING

Season

145	2005
138	1997
135	1998
134	1996
133	2003
132	1987
130	1979
129	1978
127	2004
126	1990

Game

19	at Chicago, 12/12/76
19	vs. San Diego, 11/30/75 (OT)
18	vs. N.Y. Jets, 11/20/05
17	at Seattle, 10/29/78 (OT)
16	at Kansas City, 10/27/85
16	vs. N.Y. Giants, 10/26/80
16	at Kansas City, 9/24/78 (OT)
16	at Boston, 9/24/65
15	5 times (last: at New Orleans, 12/3/00)

MOST FIRST DOWNS PASSING

Season

223	2000
205	1995
202	1994
199	2002
196	1988
192	1985
187	1993
186	1998
184	2004
184	1986

Game

25	vs. Kansas City, 11/24/74
24	vs. San Diego, 12/3/00
23	at Houston, 12/20/64
22	vs. Oakland, 12/14/80
21	vs. Atlanta, 10/31/04
20	at Buffalo, 9/15/62
19	vs. New England, 10/1/00
19	at Seattle, 12/20/85
19	at L.A. Raiders, 12/26/82
19	vs. San Diego, 9/27/81

MOST FIRST DOWNS BY PENALTY

Season

43	1994
41	1986
40	2004
39	2003
38	1983
36	2000
36	1988
35	1993
34	1985
34	1981

Game

11	vs. Houston, 10/6/85
7	at Kansas City, 9/19/99
7	at Kansas City, 11/16/98
7	vs. L.A. Raiders, 9/7/86
6	vs. San Francisco, 12/23/00
6	at Kansas City, 11/16/97
6	vs. Houston, 9/7/64
5	19 times (last: at San Diego, 12/5/04)

FEWEST FIRST DOWNS

Season

170	1982 (players' strike; nine-game season)
171	1966
172	1967
211	1964
217	1971
217	1970
217	1968
219	1961
223	1977
230	1963

Game

0	at Houston, 9/3/66
3	at Oakland, 9/10/67
4	at Philadelphia, 9/20/92
7	at Washington, 10/12/92
7	at Kansas City, 12/6/70
7	vs. Buffalo, 12/13/64
8	6 times (last: at Tampa Bay, 9/26/99)

PUNTING

MOST PUNTS

Season

105	1967
96	1984
96	1978
96	1969
94	1985
91	1977
89	1979
87	1983
87	1970
86	1986
86	1981

Game

12	at Buffalo, 10/25/81
12	vs. Cincinnati, 10/6/68
12	at Oakland, 9/10/67
11	at Seattle, 11/30/92 (OT)
11	vs. Seattle, 10/20/85 (OT)
10	7 times (last: at Baltimore, 9/11/83)

FEWEST PUNTS

Season

45	1982 (players' strike; nine-game season)
54	1995
55	2002
60	1997
60	1990
60	1972
60	1962
62	2000
63	1975
65	1987

TEAM RECORDS — PUNTING / RETURNS

FEWEST PUNTS, CONT.

Game

0	vs. San Diego, 11/16/03
0	at Minnesota, 11/4/90
0	vs. Dallas, 10/8/61
1	18 times (last: at Arizona, 12/17/06)

HIGHEST PUNTING AVERAGE

Season

46.5	1999 (84-3,908)
46.2	1998 (67-3,097)
45.2	1966 (77-2,878)
45.1	1973 (69-3,114)
45.0	1982 (45-2,026)
(players' strike; nine-game season)	
44.9	1967 (105-4,713)
44.7	2001 (82-3,668)
44.4	1993 (68-3,017)
44.3	1963 (81-3,595)
43.9	1980 (70-3,075)

Game (min. 4 punts)

57.2	vs. L.A. Raiders, 9/26/88 (5-286) (OT)
56.6	vs. Seattle, 11/24/84 (5-283)
56.0	vs. San Diego, 12/16/90 (5-280)
55.0	at New England, 10/27/91 (5-275)
54.4	at Oakland, 9/20/98 (5-272)
54.3	at Arizona, 9/23/01 (4-217)
54.3	vs. Minnesota, 10/31/99 (4-217)
54.2	at Oakland, 10/10/99 (5-271)
53.8	vs. San Diego, 10/22/67 (8-430)
53.5	vs. N.Y. Jets, 11/17/63 (6-321)

LOWEST PUNTING AVERAGE

Season

35.1	1976 (84-2,945)
36.4	1978 (96-3,494)
37.3	1960 (70-2,610)
39.0	2002 (55-2,145)
39.2	1977 (91-3,563)
39.3	1986 (86-3,376)
39.4	1961 (80-3,149)
39.6	2000 (62-2,455)
39.9	1989 (80-3,188)
39.9	1975 (63-2,515)

HIGHEST NET PUNTING AVERAGE (SINCE 1976)

Season

38.5	1990 (60-2,313)
38.1	1997 (60-2,283)
38.0	2005 (73-2,771)
37.9	1988 (68-2,574)
37.8	1982 (45-1,699)
(players' strike; nine-game season)	
37.7	1992 (85-3,203)
37.6	1998 (67-2,516)
37.3	1995 (54-2,012)
37.1	1994 (76-2,823)
37.1	1993 (68-2,520)

Game (min. 4 punts)

52.8	vs. L.A. Raiders, 9/26/88 (5-264) (OT)
52.3	vs. San Diego, 11/11/01 (6-314)
52.3	at Houston, 12/4/77 (4-209)
48.3	vs. San Francisco, 9/19/82 (6-290)
47.0	vs. Seattle, 11/25/84 (5-235)
46.9	vs. New England, 10/16/05 (7-328)
46.8	vs. Pittsburgh, 10/12/03 (6-281)
46.0	vs. St. Louis, 9/14/97 (4-184)
46.0	vs. San Diego, 11/9/86 (4-184)
45.9	at Kansas City, 12/4/94 (7-321) (OT)

PUNT RETURNS

MOST PUNT RETURNS

Season

63	1970
58	1977
54	1999
53	1988
51	1981

51 1978

51 1976

49 1996

48 1987

48 1986

Game

8	vs. San Diego, 12/27/87
8	vs. Baltimore, 10/22/78
8	vs. San Diego, 11/30/75 (OT)
8	at Kansas City, 10/6/74
8	at Buffalo, 9/20/70
7	8 times (last: vs. Miami, 12/12/04)

MOST PUNT RETURN YARDS

Season

712	1977
640	1976
583	1996
582	1978
556	1970
555	1997
552	1986
486	1987
474	1974
470	1975

Game

168	vs. Carolina, 11/9/97
167	vs. Pittsburgh, 11/6/77
150	vs. San Diego, 12/27/88
128	vs. San Francisco, 9/19/82
126	at N.Y. Jets, 12/3/67
125	vs. Cleveland, 9/26/76
121	vs. St. Louis Rams, 9/14/97
121	at Buffalo, 9/20/70
116	at Houston, 11/14/65
113	vs. N.Y. Jets, 11/17/63

HIGHEST PUNT RETURN AVERAGE

Season

14.5	1982 (21-305)
(players' strike; nine-game season)	
13.5	1997 (41-555)
13.5	1967 (26-351)
13.1	2001 (31-405)
12.9	1963 (30-387)
12.5	1976 (51-640)
12.3	1977 (58-712)
12.2	1969 (37-450)
11.9	1996 (49-583)
11.5	1995 (31-358)

MOST PUNT RETURN TOUCHDOWNS

Season

4	1976
3	1997
2	2003, 1986, 1982
1	13 times (last: 2001)

Game

2	vs. Carolina, 11/9/97
2	vs. Cleveland, 9/26/76
1	22 times (last: vs. San Diego, 11/16/03)

KICKOFF RETURNS

MOST KICKOFF RETURNS

Season

78	1963
76	1964
75	1994
71	1965
67	2001
67	1960
66	2000
66	1990
66	1961
63	1999

TEAM RECORDS — KICKOFF RETURNS / FUMBLES

MOST KICKOFF RETURNS, CONT.

Game	
10	at Indianapolis, 10/31/88
10	vs. Boston, 10/4/64
10	at San Diego, 12/22/63
9	at Kansas City, 12/18/83
9	at Boston, 10/18/63
9	vs. Kansas City, 9/7/63

MOST KICKOFF RETURN YARDS

Season

1,801	1963
1,758	1964
1,731	1965
1,576	2001
1,558	1966
1,547	1960
1,523	1994
1,518	1967
1,501	1961
1,477	2000

Game

295	vs. Boston, 10/4/64
289	vs. Kansas City, 9/7/63
238	at Kansas City, 10/8/63
219	at Indianapolis, 10/31/88
217	at San Diego, 10/29/61
215	at Houston, 9/3/66
215	at San Diego, 10/29/61

HIGHEST KICKOFF RETURN AVERAGE

Season

26.9	1966 (58-1,588)
25.3	1967 (60-1,518)
24.5	1975 (59-1,446)
24.4	1965 (71-1,731)
24.2	1998 (58-1,402)
23.9	1996 (50-1,195)
23.6	1969 (56-1,323)
23.5	2001 (67-1,576)
23.5	2002 (62-1,456)
23.4	1976 (46-1,075)

MOST KICKOFF RETURN TOUCHDOWNS

Season

3	1966
1	2000, 1998, 1972, 1963, 1961

Game

1	8 times (last: vs. New England, 10/1/00)
---	--

FUMBLES

MOST BRONCOS FUMBLES

Season

36	1984
36	1966
35	1979
34	1988
34	1983
34	1963
33	1999
33	1961
32	1960
31	1991

Game

6	vs. Washington, 11/18/01
6	vs. Philadelphia, 11/29/89
6	vs. Cleveland, 10/19/75
6	at Boston, 11/6/66
6	vs. L.A. Chargers, 10/16/60
5	13 times (last: vs. Seattle, 12/3/06)

MOST BRONCOS FUMBLES LOST

Season

20	1961
19	1983
18	1994
18	1993

18	1981
18	1979
17	1987
17	1984
17	1982 (players' strike; nine-game season)
17	1978
17	1966
17	1960

Game

5	vs. Cleveland, 10/19/75
5	vs. Chicago, 9/30/73
4	8 times (last: at Indianapolis, 10/31/88)

FEWEST BRONCOS FUMBLES

Season

15	1969
17	1998
19	2005
21	2002
21	1973
23	1976
23	1974
23	1970
24	6 times (last: 2004)

FEWEST BRONCOS FUMBLES LOST

Season

6	2003
6	1998
7	2002
8	2001
8	1985
8	1969
8	1964
9	2005
9	2004
9	1973

MOST OPPONENT FUMBLES

Season

46	1983
44	1984
43	1989
40	1964
37	1975
36	1990
36	1981
36	1971
35	1987, 1970, 1966

Game

7	vs. Green Bay, 10/15/84
7	vs. Seattle, 11/20/83
7	at Oakland, 10/4/81
7	vs. Buffalo, 12/13/64
6	10 times (last: at Pittsburgh, 11/5/06)

MOST OPPONENT FUMBLES RECOVERED

Season

24	1984
23	1981
22	1989
21	1964
20	1983
20	1971
20	1963
19	1987, 1979, 1962

Game

6	at Buffalo, 12/2/79
5	at Boston, 11/6/66
5	vs. Buffalo, 12/13/64
5	at Oakland, 10/14/62
4	12 times (last: at Oakland, 11/30/03)

TEAM RECORDS — FUMBLES / TURNOVERS / PENALTIES

FEWEST OPPONENT FUMBLES

Season

17	1982 (players' strike; nine-game season)
20	1995
22	1985
22	1974
23	2002
23	1988
23	1976
23	1967
24	2004
24	1994
24	1969
24	1968

FEWEST OPPONENT FUMBLES RECOVERED

Season

7	1982 (players' strike; nine-game season)
8	2004
9	1996
10	1991
11	2003
11	1999
11	1998
11	1974
12	1985
12	1980
12	1972
12	1968

TURNOVERS

MOST TAKEAWAYS

Season

55	1984 (31 INT / 24 FUM)
53	1964 (32 INT / 21 FUM)
47	1987 (28 INT / 19 FUM)
47	1983 (27 INT / 20 FUM)
46	1981 (23 INT / 23 FUM)
46	1962 (27 INT / 19 FUM)
44	2000 (27 INT / 17 FUM)
44	1978 (31 INT / 13 FUM)
44	1960 (27 INT / 17 FUM)
43	1989 (21 INT / 22 FUM)

FEWEST TAKEAWAYS

Season

19	1982 (12 INT / 7 FUM) (players' strike; nine-game season)
20	2004 (12 INT / 8 FUM)
20	2003 (9 INT / 11 FUM)
21	1995 (8 INT / 13 FUM)
22	2002 (9 INT / 13 FUM)
22	1972 (10 INT / 12 FUM)
25	1990 (10 INT / 15 FUM)
26	1999 (15 INT / 11 FUM)
26	1994 (12 INT / 14 FUM)
28	1980 (16 INT / 12 FUM)
28	1969 (14 INT / 14 FUM)

MOST GIVEAWAYS

Season

*65	1961 (45 INT / 20 FUM)
54	1962 (40 INT / 14 FUM)
52	1960 (35 INT / 17 FUM)
48	1975 (34 INT / 14 FUM)
47	1966 (30 INT / 17 FUM)
46	1965 (30 INT / 16 FUM)
43	1992 (29 INT / 14 FUM)
43	1963 (28 INT / 15 FUM)
41	1983 (22 INT / 19 FUM)
41	1979 (23 INT / 18 FUM)
41	1970 (28 INT / 13 FUM)

* - NFL Record

FEWEST GIVEAWAYS

Season

16	2005 (7 INT / 9 FUM)
20	1998 (14 INT / 6 FUM)
21	1997 (11 INT / 10 FUM)

24	2003 (18 INT / 6 FUM)
25	2000 (12 INT / 13 FUM)
25	1991 (12 INT / 13 FUM)
27	2002 (20 INT / 7 FUM)
27	2001 (19 INT / 8 FUM)
27	1977 (12 INT / 15 FUM)
28	1999 (18 INT / 10 FUM)
28	1993 (10 INT / 18 FUM)

CONSECUTIVE GAMES WITHOUT A GIVEAWAY

*4 2005 (3rd through 6th)

* - ties NFL Record

HIGHEST TAKEAWAY/GIVEAWAY RATIO (1960-2006)

Season

+21	1984 (55/34)
+20	2005 (36/16)
+19	2000 (44/25)
+13	1964 (53/40)
+12	1977 (39/27)
+11	1989 (43/32)
+11	1987 (47/36)
+11	1967 (41/30)
+10	2001 (37/27)
+10	1998 (30/20)
+10	1997 (31/21)
+10	1978 (44/34)
+8	1991 (33/25)
+7	1981 (46/39)
+6	1986 (35/29)
+6	1983 (47/41)
+5	1985 (36/31)
+3	1993 (31/28)
+3	1976 (37/34)
+3	1974 (33/30)
+1	1971 (40/39)
0	2006 (30/30)
0	1996 (32/32)
0	1973 (29/29)
-2	1999 (26/28)
-3	1979 (38/41)
-3	1969 (28/31)
-4	2003 (20/24)
-5	2002 (22/27)
-5	1994 (26/31)
-5	1988 (29/34)
-7	1990 (25/32)
-7	1965 (39/46)
-8	1968 (32/40)
-8	1963 (35/43)
-8	1962 (46/54)
-8	1960 (44/52)
-9	2004 (20/29)
-9	1995 (21/30)
-9	1980 (28/37)
-9	1970 (32/41)
-12	1992 (31/43)
-12	1972 (22/34)
-16	1975 (32/48)
-16	1966 (31/47)
-17	1982 (19/36)
-25	1961 (40/65)

PENALTIES

MOST PENALTIES

Season

132	1978
116	1997
116	1979
115	1998
114	1999
112	1993
109	1996
109	1995
108	1990
107	2003

TEAM RECORDS — PENALTIES / DEFENSE

MOST PENALTIES, CONT.

Game	
15	vs. Tampa Bay, 11/7/76
14	at Kansas City, 9/20/93
14	vs. Oakland, 10/17/76
14	at N.Y. Jets, 10/28/73
13	at San Diego 9/24/95
13	at Green Bay, 10/10/93
13	at Seattle, 10/22/89 (OT)
13	at Seattle, 12/8/79

MOST YARDS PENALIZED

Season	
1,092	1978
1,023	1998
1,006	1997
1,006	1979
986	1976
949	1996
922	2003
917	2001
910	1986
899	1980

Game	
160	vs. Tampa Bay, 11/7/76
148	at Seattle, 10/14/01
146	at Kansas City, 12/16/01 (OT)
134	vs. Pittsburgh, 11/6/77
132	at Oakland, 10/17/76
130	vs. N.Y. Titans, 11/22/62
128	at Minnesota, 10/26/87
128	at Seattle, 12/6/79
124	vs. Cleveland, 12/14/03 (OT)
123	at N.Y. Jets, 10/28/73
123	at Oakland, 11/9/69

FEWEST PENALTIES

Season	
48	1967
54	1982 (players' strike; nine-game season)
54	1960
60	1961
64	1962
65	1963
66	1966
67	2006
67	1971
69	1965

Game	
0	vs. Kansas City, 9/17/06 (OT)
0	at Chicago, 12/18/93
0	vs. Kansas City, 12/16/67
1	15 times (last: at Arizona, 12/17/06)

FEWEST YARDS PENALIZED

Season	
478	2006
501	1960
512	1967
516	1982 (players' strike; nine-game season)
548	1963
560	1961
594	1989
613	1962
632	1974
636	1984

Game	
0	vs. Kansas City, 9/17/06 (OT)
0	at Chicago, 12/18/93
0	vs. Kansas City, 12/17/67
0	at Boston, 9/21/62
5	at Arizona, 12/17/06
5	vs. Atlanta, 10/16/88
5	at Kansas City, 10/27/85
5	vs. Kansas City, 9/7/63
5	vs. Boston, 11/11/62
5	vs. Dallas, 10/30/60

TOTAL DEFENSE

FEWEST POINTS ALLOWED

Season	
148	1977
198	1978
206	1976
226	1989
226	1982 (players' strike; nine-game season)
235	1991
241	1984
258	2005
262	1979
264	1970

Game (List of Denver Shutouts: 17)

Denver 24, N.Y. Jets 0, 11/20/05
Denver 34, Carolina 0, 11/9/97
Denver 27, Oakland 0, 10/16/95
Denver 12, at Cleveland 0, 9/27/92
Denver 37, at Phoenix 0, 12/16/89
Denver 12, at San Diego 0, 10/2/88
Denver 24, San Diego 0, 12/27/87
Denver 34, Detroit 0, 11/1/87
Denver 21, Kansas City 0, 10/23/84
Denver 17, at Oakland 0, 10/4/81
Denver 7, San Diego 0, 10/7/79
Denver 10, Cincinnati 0, 9/2/79
Denver 7, St. Louis 0, 9/18/77
Denver, 17, at San Diego 0, 11/14/76
Denver 26, San Diego 0, 10/3/76
Denver 27, Cleveland 0, 10/24/71
Denver 13, San Diego 0, 11/2/69

FEWEST TOUCHDOWNS ALLOWED

Season	
18	1977
21	1978
22	1991
25	1989
25	1982 (players' strike; nine-game season)
25	1976
26	1984
27	1993
28	1970
29	2006

FEWEST FIELD GOALS ALLOWED

Season	
8	1977
12	1976
13	1995
13	1961
14	2005
14	1998
14	1997
14	1987
14	1965
15	1981
15	1979
15	1967
15	1963

FEWEST TOTAL PLAYS ALLOWED

Season	
616	1982 (players' strike; nine-game season)
825	1971
838	1970
847	1963
850	1965
871	1966
872	1973
876	1972
899	1961
901	1975

TEAM DEFENSIVE RECORDS — TOTAL / RUSHING

FEWEST TOTAL PLAYS ALLOWED, CONT.

Game	
37	at Indianapolis, 12/21/03
40	at Jacksonville, 9/19/04
40	vs. San Diego, 11/16/03
40	vs. San Diego, 10/6/63
42	vs. Green Bay, 12/30/90
42	vs. San Diego, 11/30/75 (OT)
43	vs. N.Y. Jets, 11/20/05
43	vs. Indianapolis, 1/2/05
44	at Oakland, 9/24/00
44	at Boston, 9/24/65
44	vs. Boston, 9/29/63

FEWEST TOTAL YARDS ALLOWED

Season	
3,169	1982 (935 rush/2,234 pass) (players' strike; nine-game season)
3,705	1970 (1,351/2,354)
3,734	1976 (1,709/2,025)
3,775	1977 (1,531/2,244)
3,819	1971 (1,834/1,985)
3,851	1972 (1,668/2,183)
4,006	1975 (1,974/2,032)
4,235	1973 (1,795/2,440)
4,297	1965 (1,337/2,960)
4,391	1974 (1,808/2,583)

Game	
60	at Cleveland, 10/24/71 (24 rush/36 pass)
66	vs. Chicago, 12/5/71 (73/-7)
70	vs. San Diego, 11/2/69 (50/20)
92	vs. New England, 11/11/79 (58/34)
96	vs. San Diego, 11/16/03 (40/56)
101	at Phoenix, 12/16/89 (22/79)
121	vs. Kansas City, 10/4/70 (88/33)
123	vs. San Diego, 11/30/75 (59/64) (OT)
123	at Philadelphia, 10/31/71 (46/77)
128	vs. Indianapolis, 10/15/89 (44/84)
128	at San Diego, 11/14/76 (33/95)

LOWEST AVERAGE YIELD PER PLAY

Season	
4.01	1977 (931-3,775)
4.14	1976 (919-3,734)
4.38	1978 (1,016-4,448)
4.39	1972 (876-3,851)
4.42	1970 (838-3,705)
4.45	1975 (901-4,006)
4.51	1989 (977-4,407)
4.62	1971 (825-3,819)
4.65	1974 (945-4,391)
4.70	1979 (1,033-4,852)

Game	
1.12	vs. Chicago, 12/5/71 (59-66)
1.25	vs. San Diego, 11/2/69 (56-70)
1.30	at Cleveland, 10/24/71 (46-60)
1.61	vs. New England, 11/11/79 (57-92)
2.06	at Phoenix, 12/16/89 (49-101)
2.16	vs. Kansas City, 10/4/70 (56-121)
2.25	at San Diego, 11/14/76 (57-128)
2.30	vs. Buffalo, 9/25/77 (56-129)

RUSHING DEFENSE

FEWEST RUSHES ALLOWED

Season	
293	1982 (players' strike; nine-game season)
344	2005
344	2000
345	1996
356	1998
379	2003
379	2002
381	1997
384	1965
396	2004

Game

8	vs. N.Y. Jets, 11/20/05
9	at New Orleans, 12/3/00
9	vs. Cleveland, 10/15/00
9	at New England, 11/17/96
10	at San Diego, 12/29/87
10	at San Diego, 10/12/86
11	at Jacksonville, 10/2/05
11	vs. Green Bay, 10/17/99
11	at N.Y. Jets, 12/3/67
12	at Indianapolis, 12/21/03
12	at Detroit, 12/25/99
12	vs. Kansas City, 10/27/96
12	at Phoenix, 12/16/89

FEWEST RUSHING YARDS ALLOWED

Season	
935	1982 (players' strike; nine-game season)
1,287	1998
1,331	1996
1,337	1965
1,351	1970
1,363	2005
1,418	1993
1,489	2002
1,492	2001
1,512	2004

Game

0	at Kansas City, 12/19/65
12	at Jacksonville, 10/2/05
17	at New England, 11/17/96
18	vs. Pittsburgh, 9/27/70
19	vs. N.Y. Jets, 11/20/05
20	at San Diego, 10/2/88
21	at New Orleans, 12/3/00
21	vs. Green Bay, 10/17/99
21	vs. Oakland, 10/16/95
22	at Phoenix, 12/16/89

LOWEST AVERAGE YIELD PER RUSH

Season	
3.19	1982 (293-935) (players' strike; nine-game season)
3.26	1977 (470-1,531)
3.30	1970 (409-1,351)
3.37	1979 (502-1,693)
3.45	1976 (496-1,709)
3.57	1993 (397-1,418)
3.60	1978 (549-1,979)
3.62	1998 (356-1,287)
3.67	2001 (406-1,492)
3.71	1989 (426-1,580)

Game (min. 10 rushes)

0.00	at Kansas City, 12/19/65 (20-0)
0.64	vs. Pittsburgh, 9/27/70 (28-18)
1.10	at Jacksonville, 10/2/05 (11-12)
1.29	at Miami, 12/21/98 (28-36)
1.47	vs. Cincinnati, 12/14/69 (19-28)
1.50	at San Diego, 11/14/76 (22-33)
1.54	at San Diego, 10/2/88 (13-20)
1.60	at Cleveland, 10/24/71 (15-24)
1.62	vs. Oakland, 10/16/95 (13-21)
1.63	at Kansas City, 11/16/98 (19-31)

FEWEST RUSHING TOUCHDOWNS ALLOWED

Season	
5	1996
5	1977
6	1993
7	1970
8	1998
8	1991
8	1982 (players' strike; nine-game season)
9	2001
10	7 times (last: 2005)

TEAM DEFENSIVE RECORDS — PASSING

PASSING DEFENSE

FEWEST PASS ATTEMPTS ALLOWED

Season	
307	1982 (players' strike; nine-game season)
348	1975
356	1971
379	1970
386	1960
387	1973
391	1976
396	1966
397	1972
426	1977, 1974

Game

10	at Kansas City, 9/24/78 (OT)
12	at Oakland, 10/19/97
12	at Kansas City, 10/18/81
13	at Minnesota, 11/4/90
14	at Cincinnati, 10/22/00
14	vs. N.Y. Giants, 11/15/92
14	vs. Oakland, 10/30/77
14	at New England, 11/28/76
14	at Kansas City, 11/27/69
14	at Houston, 11/20/60

FEWEST COMPLETIONS ALLOWED

Season	
150	1971
172	1982 (players' strike; nine-game season)
181	1975
189	1960
190	1966
191	1970
192	1966
194	1961
202	1973, 1965

Game

2	at Cincinnati, 10/22/00
2	at Chicago, 12/12/76
5	at Green Bay, 9/26/71
5	vs. Dallas, 10/8/61
6	4 times (last: at Minnesota, 11/4/90)
7	13 times (last: vs. Green Bay, 10/17/99)

LOWEST COMPLETION PCT. ALLOWED

Season	
.421	1971 (150-356)
.448	1961 (194-433)
.459	1965 (202-440)
.466	1967 (214-459)
.478	1962 (202-423)
.485	1966 (192-396)
.487	1960 (189-387)
.489	1964 (215-440)
.504	1970 (191-379)
.506	1985 (277-547)

Game (min. 10 attempts)

.118	at Chicago, 12/12/76 (2-17)
.143	at Cincinnati, 10/22/00 (2-14)
.226	vs. Chicago, 12/5/71 (7-31)
.259	at Cleveland, 10/24/71 (7-27)
.263	at Green Bay (at Milwaukee), 9/26/71 (5-19)
.275	vs. Chicago, 9/30/73 (8-22)
.281	vs. Seattle, 10/20/85 (9-32) (OT)
.286	vs. Buffalo, 12/13/64 (6-21)
.289	vs. N.Y. Jets, 11/15/64 (11-38)
.292	vs. L.A. Raiders, 9/6/92 (7-24)

FEWEST YARDS PASSING ALLOWED (NET YARDS)

Season	
1,985	1971
2,025	1976
2,032	1975
2,183	1972
2,234	1982 (players' strike; nine-game season)
2,244	1977
2,354	1970
2,440	1973
2,469	1978
2,515	1966

Game

-7	vs. Chicago, 12/5/71
14	at Cincinnati, 10/22/00
18	at Kansas City, 12/6/70
33	vs. Kansas City, 10/4/70
34	vs. New England, 11/11/79
36	at Cleveland, 10/24/71
39	vs. N.Y. Giants, 11/15/92
39	vs. Dallas, 10/8/61
48	vs. Baltimore, 9/20/81
50	vs. Seattle, 10/26/86
51	at Oakland, 12/1/80

FEWEST TOUCHDOWN PASSES ALLOWED

Season

8	1976
9	1978
11	1979
11	1977
12	1991
13	2006
13	1989, 1981
14	1982 (players' strike; nine-game season)
14	1975, 1974

MOST OPPONENT PASSES INTERCEPTED

Season

32	1964
31	1984
31	1978
28	1987
28	1967
27	2000
27	1983
27	1962
26	1961

Game

7	at Detroit, 10/7/84
7	at Oakland, 10/16/77
6	vs. Boston, 9/3/67
6	at Houston, 11/14/65
6	vs. N.Y. Jets, 11/15/64
6	at Buffalo, 9/18/60
5	10 times (last: vs. New England, 10/28/01)

HIGHEST PCT. OF OPPONENT PASSES INTERCEPTED

Season

.073	1964 (32-440)
.071	1978 (31-438)
.065	1960 (27-387)
.064	1962 (27-423)
.061	1967 (28-459)
.061	1987 (28-456)
.061	1976 (24-391)
.059	1977 (25-426)
.056	1971 (20-356)
.052	1974 (22-426)

MOST YARDS ON INTERCEPTION RETURNS

Season

510	1984
491	1977
483	1962
465	1965
459	1964
452	1976
439	1998
417	1960
413	1967
403	1987

Game

133	at Buffalo, 9/18/60
126	at Oakland, 11/13/05
123	at Oakland, 9/20/98
117	vs. Oakland, 10/5/62
111	vs. San Diego, 12/27/87
111	at Detroit, 10/7/84
110	vs. Kansas City, 10/9/77
108	vs. Dallas, 10/5/86
104	at Houston, 11/14/65
103	2 times (last: at Boston, 11/20/64)

TEAM DEFENSIVE RECORDS — PASSING / SPECIAL TEAMS

MOST SACKS

Season

57	1984
52	1991
50	1999
50	1992
50	1970
49	1986
47	1998
47	1989
47	1985
46	1993

Game

10	at Cincinnati, 10/19/69
9	vs. N.Y. Jets, 9/1/96
9	vs. Chicago, 12/5/71
9	vs. Buffalo, 11/19/61
8	vs. Seattle, 12/20/92
8	vs. Seattle, 11/26/89
8	vs. N.Y. Jets, 11/15/64
8	vs. Oakland, 11/29/64
7	10 times (last: vs. Pittsburgh, 10/12/03)

MOST YARDS ON SACKS

Season

459	1986
456	1970
447	1964
435	1971
430	1984
378	1985
374	1989
363	1969
357	1972
346	1991

Game

95	vs. N.Y. Jets, 11/15/64
86	vs. Seattle, 11/26/89
76	vs. Kansas City, 10/4/70
75	vs. New England, 12/17/72
73	at Cincinnati, 10/19/69
72	at Seattle, 12/21/80
72	at Houston, 10/14/73
71	vs. Jacksonville, 10/25/98
70	vs. Chicago, 12/5/71
70	vs. Atlanta, 10/18/70

LOWEST AVERAGE YIELD PER PASS ATTEMPT

Season

5.79	1976 (391-2,265)
6.00	1977 (426-2,556)
6.02	1997 (526-3,166)
6.03	1996 (566-3,413)
6.16	2003 (495-3,049)
6.19	1978 (438-2,712)
6.25	2005 (613-3,833)
6.34	2002 (566-3,588)
6.35	1989 (504-3,201)
6.37	1981 (497-3,168)

LOWEST AVERAGE YIELD PER COMPLETION

Season

9.97	2002 (360-3,588)
10.58	1976 (214-2,265)
10.88	1977 (235-2,556)
10.92	1997 (290-3,166)
11.02	1978 (246-2,712)
11.05	2006 (327-3,612)
11.14	2005 (344-3,833)
11.22	1979 (296-3,321)
11.30	1996 (302-3,413)
11.51	2003 (265-3,049)

SAFETIES

MOST SAFETIES OF OPPONENT

Season

3	1990
2	1999
2	1986
2	1982
2	1970
2	1967

Game

2	at Seattle, 1/2/83 (Boyd and Chavous)
1	27 times (last: Veal at San Diego, 12/31/05)

PUNTING

LOWEST OPPONENT PUNTING AVERAGE

Season

39.0	1960 (67-2,611)
39.4	1982 (42-1,653)
40.5	1961 (77-3,120)
41.0	1989 (84-3,440)
41.1	1985 (94-3,868)
41.4	1990 (62-2,565)
41.4	1964 (59-2,441)
41.5	1984 (81-3,361)
41.5	1967 (65-2,699)
41.6	1980 (70-2,914)

Game (min. 4 punts)

24.3	at Cincinnati, 11/1/98 (3-73)
25.0	at Kansas City, 10/27/85 (5-125)
26.0	vs. Oakland, 11/22/99 (7-182) (OT)
27.3	at Cleveland, 10/1/89 (6-164)
30.0	at Kansas City, 10/20/02 (5-150) (OT)
30.0	vs. Buffalo, 11/27/60 (6-180)
30.3	at Minnesota, 9/11/78 (5-182) (OT)
30.4	at Houston, 10/26/69 (5-152)
30.8	at Dallas, 12/10/61 (4-123)
31.0	at Kansas City, 12/18/83 (5-155)

PUNT RETURNS

LOWEST OPPONENT PUNT RETURN AVERAGE

Season

4.81	1978 (47-226)
5.48	1995 (25-137)
6.07	1991 (28-170)
6.13	1968 (46-282)
6.87	2006 (39-268)
7.03	1969 (35-246)
7.10	1994 (39-275)
7.23	1990 (22-159)
7.35	1977 (54-397)
7.38	2005 (36-266)
7.43	1970 (56-416)

FEWEST OPPONENT PUNTS RETURNED FOR TOUCHDOWN

Season

0	32 times (last: 2006)
---	-----------------------

KICKOFF RETURNS

LOWEST OPPONENT KICKOFF RETURN AVERAGE

Season

17.14	1961 (42-720)
17.44	1989 (72-1,256)
17.68	1991 (62-1,096)
17.76	1993 (63-1,119)
17.91	1983 (46-824)
19.12	1990 (69-1,319)
19.15	1987 (61-1,168)
19.54	1992 (13-254)
19.90	1994 (70-1,396)
19.90	1988 (52-1,035)

FEWEST OPPONENT KICKOFFS RETURNED FOR TOUCHDOWN

Season

0	34 times (last: 2006)
---	-----------------------

TEAM DEFENSIVE RECORDS — FIRST DOWNS / PENALTIES

FIRST DOWNS

FEWEST OPPONENT FIRST DOWNS

Season	
176	1982 (players' strike; nine-game season)
199	1970
206	1971
217	1977
222	1976
233	1961
234	1962
235	2004
239	1973
241	2003

Game

3	vs. San Diego, 11/30/75 (OT)
5	vs. San Diego, 11/16/03
5	vs. Green Bay, 10/17/99
5	at Chicago, 12/12/76
6	vs. Oakland, 11/20/66
6	at Cleveland, 10/24/71
7	5 times (last: vs. Carolina, 11/9/97)

FEWEST OPPONENT RUSHING FIRST DOWNS

Season	
53	1982 (players' strike; nine-game season)
67	1996
67	1970
77	2003
77	1977
80	2000
80	1998
81	1991
82	2005
83	2004
83	1997
83	1971

Game

0	vs. Carolina, 11/9/97
0	vs. Kansas City, 10/27/96
0	vs. Oakland, 10/16/95
1	20 times (last: at Cleveland, 10/22/06)

FEWEST OPPONENT PASSING FIRST DOWNS

Season	
91	1971
104	1982 (players' strike; nine-game season)
104	1976
106	1975
118	1970
120	1978
121	1973
122	1966
123	1977
123	1972
123	1960

Game

1	at Chicago, 12/12/76
1	vs. San Diego, 11/30/75 (OT)
2	vs. San Diego, 11/16/03
2	at Cincinnati, 10/22/00
2	vs. Dallas, 10/8/61

FEWEST OPPONENT FIRST DOWNS BY PENALTY

Season	
11	2006
12	1968
13	1993
13	1984
14	1991
14	1989
14	1970
15	1990, 1984, 1988, 1962

PENALTIES

MOST OPPONENT PENALTIES

Season	
139	2005
138	1983
137	2003
134	1994
130	1997
128	1993
126	1986
120	2004
119	1996
118	1979

Game

20	vs. Oakland, 12/15/96
16	vs. Baltimore, 12/11/83
16	vs. Chicago, 9/26/78
15	at Jacksonville, 10/2/05
15	vs. Houston, 10/6/85
14	vs. New England, 11/3/03
14	at Minnesota, 10/19/03
14	vs. Kansas City, 12/4/94 (OT)
14	at San Francisco, 10/9/88 (OT)
14	vs. San Diego, 10/23/83
14	vs. Oakland, 11/2/75

MOST OPPONENT PENALTY YARDS

Season	
1,118	1997
1,096	1983
1,062	2004
1,034	1986
1,033	1979
1,031	2003
1,031	1994
1,019	1993
1,016	1999
989	2005

Game

188	vs. Houston, 10/6/85
157	vs. Oakland, 12/15/96
147	vs. Chicago, 10/16/78
145	at Seattle, 12/8/79
140	at Houston, 10/26/69
137	at Kansas City, 11/16/98
134	at Seattle, 9/7/97
132	vs. Chicago, 9/30/73
124	vs. N.Y. Jets, 9/21/69
123	vs. Cincinnati, 9/21/97

FEWEST OPPONENT PENALTIES

Season	
58	1967
61	1963
62	1960
63	1982 (players' strike; nine-game season)
63	1964
64	1968
75	1966
76	1962
78	1974
78	1971

FEWEST OPPONENT PENALTY YARDS

Season	
516	1963
571	1982 (players' strike; nine-game season)
571	1966
573	1964
585	1974
628	1967
633	1960
678	1962
715	1992
715	1976

TEAM DEFENSIVE RECORDS / OPPONENT INDIVIDUAL RECORDS

FEWEST OPPONENT PENALTY YARDS, CONT.

Game

0	at Miami, 12/21/98
0	at Oakland, 12/19/71
4	at Miami, 12/20/75
5	at San Diego, 12/1/02 (OT)
5	at Kansas City, 12/7/86
5	vs. Kansas City, 12/14/85
5	vs. Minnesota, 11/18/84
5	at Houston, 9/3/66
5	vs. Boston, 11/11/62
6	vs. San Diego, 12/1/68
10	9 times (last: at Cleveland, 10/22/06)

INDIVIDUAL TOTAL OFFENSE

MOST YARDS TOTAL OFFENSE

(COMBINED RUSHING AND PASSING YARDS)

454	Aaron Brooks, at New Orleans, 12/3/00 (441/13)
448	Len Dawson, at Kansas City, 11/1/64 (435/13)
442	Ben Roethlisberger, at Pittsburgh, 11/5/06 (433/9)
442	Kurt Warner, at St. Louis, 9/4/00 (441/1)
428	Dave Krieg, vs. Seattle, 11/20/83 (420/8)
419	Cotton Davidson, at Oakland, 10/25/64 (419/0)
409	Joe Namath, vs. N.Y. Jets, 9/24/67 (409/0)
407	Ken Anderson, at Cincinnati, 11/22/81 (396/11)
405	Dave Krieg, vs. Seattle, 11/25/84 (406/-1)
398	Rich Gannon, vs. Oakland, 11/13/00 (382/16)
398	Trent Green, vs. Kansas City, 12/7/03 (397/1)

RUSHING

MOST CARRIES

37	LaDainian Tomlinson, at San Diego, 12/1/02 (OT)
36	Earl Campbell, vs. Houston, 11/2/80
35	Corey Dillon, at Cincinnati, 11/1/98
34	Larry Johnson, at Kansas City, 11/23/06
33	Shaun Alexander, at Seattle, 10/14/01
33	Jerome Bettis, at L.A. Rams, 11/6/94
32	Jamal Lewis, at Baltimore, 10/26/03
31	Frank Gore, vs. San Francisco, 12/31/06 (OT)
31	Dominic Rhodes, at Indianapolis, 1/6/02
31	Curtis Martin, vs. N.Y. Jets, 10/3/99
31	Mark van Eeghen, vs. Oakland, 10/30/77

MOST RUSHING YARDS

278	Corey Dillon, at Cincinnati, 10/22/00
227	Napoleon Kaufman, at Oakland, 10/19/97
220	LaDainian Tomlinson, at San Diego, 12/1/02 (OT)
218	Ahman Green, at Green Bay, 12/28/03
192	Curt Warner, at Seattle, 12/20/86
185	Billy Sims, vs. Detroit, 10/11/81
183	Jermaine Fzandze, vs. San Diego, 1/2/00
183	Paul Lowe, at San Diego, 12/22/63
179	Walter Payton, at Chicago, 9/9/84
177	Don Calhoun, at New England, 11/28/76

HIGHEST AVERAGE GAIN PER RUSH (MIN. 8 ATT.)

12.64	Corey Dillon, at Cincinnati, 10/22/00 (22-278)
12.50	Booker Russell, vs. Oakland, 11/25/79 (8-100)
12.50	Abner Haynes, at Miami, 9/17/67 (12-151)
11.58	Ed Podolak, at Kansas City, 12/6/70 (12-139)
11.00	Dick Post, at San Diego, 10/20/68 (11-121)
10.90	Ahman Green, at Green Bay, 12/28/03 (20-218)
10.76	Paul Lowe, at San Diego, 12/22/63 (17-183)
10.73	Billy Cannon, vs. Houston, 11/5/61 (11-118)
10.33	Johnny Robinson, at Dallas, 11/13/60 (9-93)
10.11	Abner Haynes, at Kansas City, 11/1/64 (9-91)

LONGEST SCORING RUN

98	Ahman Green, at Green Bay, 12/28/03
83	Napoleon Kaufman, at Oakland, 10/19/97
82	Joe Delaney, at Kansas City, 10/18/81
79	Ki-Jana Carter, vs. Cincinnati, 9/21/97
77	Peter Warrick, at Cincinnati, 10/22/00
74	Rodney Thomas, at Houston, 11/26/95
72	Walter Payton, at Chicago, 9/9/84

69	Curtis Clinton, at Dallas, 12/9/62
66	Paul Lowe, at San Diego, 12/22/63
65	Corey Dillon, at Cincinnati, 10/22/00
65	Charlie Smith, at Oakland, 12/8/68
65	Abner Haynes, at Miami, 9/17/67
65	Elbert Dubenion, at Buffalo, 9/10/61
65	Ed Podolak, at Kansas City, 12/6/70

LONGEST NON-SCORING RUN

76	LaDainian Tomlinson, at San Diego, 12/1/02 (OT)
76	Walter Payton, Chicago, 10/16/78
76	Willmer Fowler, Buffalo, 11/27/60
72	Darren Nelson, at Minnesota, 10/26/87
72	Booker Russell, Oakland, 11/25/79
65	Pete Johnson, at Cincinnati, 10/23/1977
61	Chris Chambers, at Miami, 9/11/05
60	Napoleon Kaufman, at Oakland, 9/17/00
60	Ed Podolak, vs. Kansas City, 10/4/70
59	Noland Smith, at Kansas City, 10/29/67

MOST RUSHING TOUCHDOWNS

4	Curt Warner, at Seattle, 12/11/88
4	Eric Dickerson, at Indianapolis, 10/31/88
4	Chuck Muncie, at San Diego, 11/29/81

PASSING

MOST PASSES ATTEMPTED

60	Aaron Brooks, at New Orleans, 11/21/04
60	Joe Namath, at N.Y. Jets, 12/3/67
56	Drew Bledsoe, at New England, 10/1/95
55	Tom Brady, at New England, 9/24/06
54	Ben Roethlisberger, at Pittsburgh, 11/5/06
54	Joe Montana, vs. Kansas City, 10/17/94
54	George Blanda, vs. Houston, 10/17/65
53	Mark Brunell, vs. Washington, 10/9/05
53	Rich Gannon, vs. Oakland, 11/13/00
53	Craig Whelihan, at San Diego, 11/29/98
52	Bill Kenney, vs. Kansas City, 10/30/83

MOST PASSES COMPLETED

38	Ben Roethlisberger, at Pittsburgh, 11/5/06
35	Rich Gannon, vs. Oakland, 12/30/01
34	Aaron Brooks, at New Orleans, 11/21/04
34	Trent Green, vs. Kansas City, 12/7/03
34	Rich Gannon, vs. Oakland, 11/11/02
34	Joe Montana, vs. Kansas City, 10/17/94
32	Peyton Manning, vs. Indianapolis, 10/29/06
32	Kurt Warner, vs. St. Louis, 9/8/02
31	Tom Brady, at New England, 9/24/06
31	Dave Krieg, vs. Seattle, 11/20/83
31	Joe Gilliam, vs. Pittsburgh, 9/22/74 (OT)

MOST PASSES HAD INTERCEPTED

7	Ken Stabler, at Oakland, 10/16/77
6	Babe Parilli, vs. Boston, 9/3/67
6	George Blanda, at Houston, 11/14/65
5	Craig Whelihan, at San Diego, 11/29/98
5	Wade Wilson, at Minnesota, 10/26/87
5	Joe Namath, at N.Y. Jets, 10/13/68
5	George Blanda, vs. Houston, 10/17/65
5	Babe Parilli, at Boston, 11/20/64
5	George Blanda, at Houston, 12/2/62
5	Tommy O'Connell, at Buffalo, 9/18/60

MOST YARDS PASSING

441	Aaron Brooks, at New Orleans, 12/3/00
441	Kurt Warner, at St. Louis, 9/4/00
435	Len Dawson, at Kansas City, 11/1/64
433	Ben Roethlisberger, at Pittsburgh, 11/5/06
427	Cotton Davidson, at Oakland, 10/25/64
420	Dave Krieg, vs. Seattle, 11/20/83
406	Dave Krieg, vs. Seattle, 11/25/84
399	Joe Namath, vs. N.Y. Jets, 9/24/67
397	Trent Green, vs. Kansas City, 12/7/03
396	Ken Anderson, at Cincinnati, 11/22/81
395	Steve DeBerg, vs. Kansas City, 9/17/90

OPPONENT INDIVIDUAL RECORDS

HIGHEST COMPLETION PERCENTAGE (MIN. 10 ATTEMPTS)

.900	Pat Ryan, at N.Y. Jets, 10/20/86 (9-10)
.895	Rich Gannon, vs. Oakland, 11/11/02 (34-38)
.870	Bobby Hebert, at New Orleans, 11/20/88 (20-23)
.864	Dave Krieg, at Seattle, 12/11/88 (19-22)
.852	Jim Everett, vs. New Orleans, 12/24/94 (23-27)
.842	Trent Green, at Kansas City, 12/19/04 (16-19)
.833	Trent Dilfer, at Tampa Bay, 9/26/99 (15-18)
.821	Peyton Manning, vs. Indianapolis, 10/29/06 (32-39)
.818	Vance Evans, at Oakland, 12/24/95 (9-11)
.813	Bob Berry, at Atlanta, 11/26/72 (13-16)
.810	Trent Green, at Kansas City, 12/16/01 (17-21) (OT)

MOST TOUCHDOWN PASSES

6	Len Dawson, at Kansas City, 11/1/64
5	John Hadl, vs. San Diego, 12/1/68
5	George Blanda, vs. Houston, 10/2/66
5	Cotton Davidson, at Oakland, 10/25/64
5	Tom Flores, at Oakland, 12/15/63
5	Johnny Green, vs. N.Y. Jets, 11/22/63

LONGEST SCORING PASS PLAY

92	Len Dawson to Tom Brooker, vs. Dallas, 11/18/62
92	Jack Lee to Bill Groman, at Houston, 11/20/60
91	Donovan McNabb to Terrell Owens, vs. Philadelphia, 10/30/05
91	Jack Kemp to Keith Lincoln, vs. San Diego, 11/12/61
86	Steve Bartkowski to William Andrews, vs. Atlanta, 12/5/82
86	Pete Beathard to Jerry Levias, vs. Houston, 11/16/69
85	Tobin Rote to Lance Alworth, vs. San Diego, 10/6/63
83	Ryan Leaf to Jeff Graham, vs. San Diego, 11/19/00
81	Len Dawson to Frank Jackson, vs. Kansas City, 9/7/63
80	Kurt Warner to Az-Zahir Hakim, at St. Louis, 9/4/00
80	Dave Krieg to Daryl Turner, vs. Seattle, 11/25/84
80	Ken Stabler to Mike Siani, vs. Oakland, 10/22/73

LONGEST NON-SCORING PASS PLAY

90	Bubby Brister to Dwight Stone, vs. Pittsburgh, 10/14/90
77	Tom Flores, to Art Powell, vs. Oakland, 11/29/64
76	Warren Rabb to Cookie Gilchrist, vs. Buffalo, 10/28/62
75	George Blanda to Bill Groman, vs. Houston, 11/6/60
73	Dan Marino to Tony Nathan, vs. Miami, 9/29/85
73	Pete Beathard to Frank Jackson, vs. Kansas City, 10/10/65

RECEIVING

MOST RECEPTIONS

14	Marshall Faulk, vs. St. Louis, 9/8/02
13	Andre Reed, at Buffalo, 9/18/89
12	Steve Largent, vs. Seattle, 11/25/84
12	Ken Payne, vs. Green Bay, 9/29/75
12	Ed Podolak, at Kansas City, 10/7/73
12	Art Powell, vs. N.Y. Titans, 10/22/61
11	13 times (last: D. McAllister at N.O., 11/21/04)

MOST RECEIVING YARDS

213	Curtis McClinton, at Kansas City, 12/19/65
211	Lance Alworth, at San Diego, 9/11/65
206	Stephone Paige, vs. Kansas City, 9/17/90
206	James Lofton, vs. Green Bay, 10/15/84

200	Torrance Small, vs. New Orleans, 12/24/94
198	Warren Wells, at Oakland, 10/11/70
191	Steve Largent, vs. Seattle, 11/25/84
191	George Sauer, at N.Y. Jets 10/13/68
188	Charlie Hennigan, vs. Houston, 9/27/64
182	Bill Groman, at Houston, 11/20/60

MOST RECEIVING TOUCHDOWNS

4	Lance Alworth, vs. San Diego, 12/1/68
3	15 times (last: R. Wayne vs. Indianapolis, 10/29/06)

PUNTING

MOST PUNTS

12	Rick Tuten, at Seattle, 11/28/93
11	Bob Parsons, at Chicago, 12/12/76
11	Dennis Partee, vs. San Diego, 11/20/75
10	8 times (last: Tom Hutton vs. Philadelphia, 10/4/98)

HIGHEST PUNTING AVERAGE (MIN. 4 PUNTS)

59.00	Shane Lechler, vs. Oakland, 12/24/05 (5-295)
57.60	Ray Guy, vs. Oakland, 9/6/81 (5-288)
57.40	Steve O'Neal, N.Y. Jets, 9/21/69 (5-287)
56.67	Darren Bennett, vs. San Diego, 10/6/96 (6-340)
56.20	Rohn Stark, at Indianapolis, 10/13/85 (5-281)
55.80	Darren Bennett, vs. San Diego, 11/11/01 (5-279)
55.20	Rick Tuten, vs. Seattle, 12/1/96 (5-276)
55.13	Rodney Williams, vs. N.Y. Giants, 9/10/01 (8-441)
55.00	Shane Lechler, vs. Oakland, 10/15/06 (4-220)

LONGEST PUNT

*98	Steve O'Neal, vs. N.Y. Jets, 9/21/69
90	Rodney Williams, vs. N.Y. Giants, 9/10/01
87	Bob Scarpitto, vs. Boston, 9/29/68
80	Jim Miller, vs. San Francisco, 9/19/82
73	Tom Tupa, vs. New England, 10/6/97
73	Brian Hansen, at Cleveland, 9/27/92
73	Dennis Partee, vs. San Diego, 10/17/71
73	Curley Johnson, vs. N.Y. Jets, 10/3/65
72	Mike Eischeid, vs. Oakland, 11/10/68
72	Wayne Crow, vs. Oakland, 10/1/60

* - NFL Record

PUNT RETURNS

MOST PUNT RETURNS

9	Rodger Bird, at Oakland, 9/10/67
7	Eric Metcalf, vs. Washington, 11/18/01
7	Tamarick Vanover, vs. Kansas City, 12/5/99
7	Larry Anderson, at Baltimore, 9/11/83
7	Greg Pruitt, at L.A. Raiders, 12/26/82
6	9 times (last: T. Dwight vs. New England, 10/16/05)

MOST YARDS ON PUNT RETURNS

148	Rodger Bird, at Oakland, 9/10/67
137	Dick Christy, at N.Y. Titans, 9/24/61
131	Tamarick Vanover, vs. Kansas City, 12/5/99
129	Darrien Gordon, at Oakland, 10/10/99
127	Neal Colzie, Oakland, 11/2/75
123	Jitter Fields, at Kansas City, 10/18/87
106	Tom Casanova, at Cincinnati, 10/8/72
105	Dante Hall, at Kansas City, 10/5/03
100	Reggie Swinton, at Dallas, 11/22/01
99	Mike Haynes, at New England, 11/28/76

LONGEST SCORING PUNT RETURN

93	Dante Hall, at Kansas City, 10/5/03
88	Joey Galloway, at Seattle, 9/8/96
86	Az-Zahir Hakim, at St. Louis, 9/4/00
85	Jitter Fields, at Kansas City, 10/18/87
83	Eric Metcalf, at San Diego, 11/30/97
82	Bobby Jancik, at Houston, 12/20/64
80	Tamarick Vanover, vs. Kansas City, 12/5/99
75	Will Lewis, vs. Seattle, 11/23/80
71	Willie Mitchell, at Kansas City, 12/19/65
70	Dick Christy, at N.Y. Titans, 9/24/61

OPPONENT INDIVIDUAL RECORDS

LONGEST NON-SCORING PUNT RETURN

78	Darrien Gordon, at Oakland, 10/10/99
72	Greg Pruitt, at Cleveland, 10/27/74
64	Neal Colzie, vs. Oakland, 11/2/75
64	Emmitt Thomas, at Kansas City, 10/8/66
63	Dick Christy, vs. N.Y. Titans, 10/22/61
60	Ed Podolak, vs. Kansas City, 10/4/70
59	Noland Smith, at Kansas City, 10/29/67
56	Phillip Buchanon, vs. Oakland, 9/22/03
55	Ted Bergmeier, vs. Kansas City, 12/10/78
54	Larry Carwell, at Houston, 10/1/67

KICKOFF RETURNS

MOST KICKOFF RETURNS

8	Jason McAddley, at Tennessee, 12/25/04
8	Tony Horne, at St. Louis, 9/4/00
7	9 times (last: K. Kasper, vs. Arizona, 12/29/02)

MOST YARDS ON KICKOFF RETURNS

215	Travis Minor, vs. Miami, 10/13/02
212	Tremain Mack, at Cincinnati, 11/1/98
206	Reggie Barlow, vs. Jacksonville, 10/25/98
199	Tamarick Vanover, at Kansas City, 11/16/97
188	Brian Mitchell, vs. Washington, 9/17/95
175	Andre Coleman, vs. San Diego, 11/19/95
173	MarTay Jenkins, at Arizona, 9/23/01
171	Kevin Kasper, vs. Arizona, 12/29/02
170	Derrick Cullors, vs. New England, 9/7/98
169	Dominic Rhodes, at Indianapolis, 12/21/03

LONGEST SCORING KICKOFF RETURN

106	Noland Smith, vs. Kansas City, 12/17/67
100	Darrick Vaughn, vs. Atlanta, 9/10/00
99	Dave Grayson, vs. Kansas City, 9/7/63
97	Dante Hall, at Kansas City, 12/19/04
97	Tamarick Vanover, vs. Kansas City, 10/27/96
91	Andre Coleman, vs. San Diego, 11/19/95
89	Jimmy Smith, vs. Jacksonville, 12/3/95
88	Ronney Jenkins, at San Diego, 10/21/01
88	Leon Burton, at N.Y. Titans, 9/23/60
85	James Owens, at San Francisco, 11/18/79

LONGEST NON-SCORING KICKOFF RETURN

91	Reggie Barlow, vs. Jacksonville, 10/25/98
87	B.J. Sams, vs. Baltimore, 12/11/05
80	Dave Grayson, vs. Kansas City, 10/11/64
77	Tamarick Vanover, at Kansas City, 11/16/97
74	Reggie Jones, vs. San Diego, 11/11/01
70	Ron Smith, at San Diego, 12/9/73
68	Derrick Cullors, vs. New England, 9/7/98
68	Robert Brooks, at Green Bay, 10/10/93
68	Anthony Hancock, vs. Kansas City, 12/19/82
66	Travis Minor, vs. Miami, 10/13/02

INTERCEPTIONS

MOST INTERCEPTIONS

3	Mark Kelso, at Buffalo, 12/12/92
3	Ross Brupbacher, at Chicago, 12/12/76
3	Charlie Phillips, at Oakland, 12/8/75
3	Chris Fletcher, vs. San Diego, 11/30/75 (OT)
3	Joe Beauchamp, at San Diego, 9/24/72
3	Ken Ellis, at Green Bay, 9/26/71
3	Johnny Robinson, at Kansas City, 12/6/70
3	Charley Warner, vs. Buffalo, 9/19/65
3	Bobby Ply, at Dallas, 12/9/62
3	Jim Norton, at Houston, 12/2/62

MOST YARDS ON INTERCEPTION RETURNS

134	Terry McDaniel, at L.A. Raiders, 11/22/92
103	Vencie Glenn, at San Diego, 11/29/87
99	Stanley Richard, vs. San Diego, 9/4/94
99	Bobby Hunt, at Kansas City, 12/8/63
98	Rod Woodson, vs. Oakland, 11/11/02
97	Julius Peppers, vs. Carolina, 10/10/04

95	Joe Beauchamp, at San Diego, 9/24/72
94	Eric Turner, at Oakland, 9/20/98
89	Jeff Dale, vs. San Diego, 11/9/86
88	Glen Edwards, vs. San Diego, 9/21/80

LONGEST SCORING INTERCEPTION RETURN

103	Vencie Glenn, at San Diego, 11/29/87
99	Stanley Richard, vs. San Diego, 9/4/94
98	Rod Woodson, vs. Oakland, 11/11/02
94	Eric Turner, at Oakland, 9/20/98
86	Greg Townsend, at L.A. Raiders, 12/4/88
80	Coy Bacon, vs. San Diego, 11/11/73
78	George Martin, at N.Y. Giants, 11/23/86
75	Scott Turner, vs. San Diego, 11/19/00
69	Gary Fencik, at Chicago, 12/20/81
68	Glen Edwards, vs. San Diego, 9/21/80
68	Aaron Brown, vs. Kansas City, 10/3/71
68	Gus Otto, vs. Oakland, 11/21/65

LONGEST NON-SCORING INTERCEPTION RETURN

97	Julius Peppers, vs. Carolina, 10/10/04
87	Ron Hall, vs. Boston, 9/18/66
69	Robert Blackmon, at Seattle, 11/30/92 (OT)
69	Doug Hart, at Green Bay, 9/26/71
67	Terry McDaniel, at L.A. Raiders, 11/22/92 (1)
67	Terry McDaniel, at L.A. Raiders, 11/22/92 (2)
66	Ken Riley, at Cincinnati, 10/19/69
66	Bobby Hunt, at Kansas City, 12/8/63
62	Lester Hayes, at Oakland, 12/1/80
62	Jim Norton, at Houston, 12/20/64

SCORING

MOST TOUCHDOWNS

4	LaDainian Tomlinson, vs. San Diego, 11/19/06
4	Curt Warner, at Seattle, 12/11/88
4	Eric Dickerson, at Indianapolis, 10/31/88
4	Chuck Muncie, at San Diego, 11/29/81
4	Lance Alworth, vs. San Diego, 12/1/68
4	Bert Coan, vs. Kansas City, 10/23/66
4	Frank Jackson, at Dallas, 12/10/62
3	24 times (last: L. Tomlinson, vs. San Diego, 12/10/06)

MOST POINTS SCORED

24	LaDainian Tomlinson, vs. San Diego, 11/19/06
24	Curt Warner, at Seattle, 12/11/88
24	Eric Dickerson, at Indianapolis, 10/31/88
24	Chuck Muncie, at San Diego, 11/29/81
24	Lance Alworth, at San Diego, 12/1/68
24	Bert Coan, Kansas City, 10/23/66
24	Frank Jackson, at Dallas, 12/10/61
22	Gino Cappelletti, at Boston, 10/18/63
21	Gary Anderson, at Pittsburgh, 10/23/88
21	Gino Cappelletti, vs. Boston, 10/4/64
20	Reggie Wayne, vs. Indianapolis, 10/29/06
18	24 times (last: L. Tomlinson, vs. San Diego, 12/10/06)

FIELD GOALS

MOST FIELD GOALS

6	Jeff Wilkins, at St. Louis, 9/10/06
6	Gary Anderson, at Pittsburgh, 10/23/88
6	Gino Cappelletti, vs. Boston, 10/4/64
5	Mike Vanderjagt, at Indianapolis, 1/6/02
5	Jeff Jaeger, at L.A. Raiders, 12/11/94
5	John Carney, at San Diego, 10/23/94
5	Nick Lowery, at Kansas City, 9/20/93
5	Don Cockroft, vs. Cleveland, 10/19/75
5	Bruce Gossett, vs. San Francisco, 9/23/73
4	23 times (last: J. Nedney, vs. San Fran., 12/31/06) (OT)

OPPONENT INDIVIDUAL AND TEAM RECORDS

LONGEST FIELD GOAL

58	Steve Cox, vs. Cleveland, 12/4/83
57	Don Cockroft, vs. Cleveland, 10/29/72
55	Sebastian Janikowski, at Oakland, 11/12/06
55	Steve Christie, at Buffalo, 10/26/97 (OT)
55	Dean Biasucci, vs. Indianapolis, 10/15/89
55	Morten Andersen, vs. New Orleans, 9/15/85
55	Raul Allegre, vs. Baltimore, 12/11/83
55	Jan Stenerud, vs. Kansas City, 10/4/70
54	Paul Edinger, vs. Chicago, 11/23/03
54	Mike Vanderjagt, vs. Indianapolis, 11/24/02 (OT)
54	Richie Cunningham, vs. Dallas, 9/13/98
54	Pete Stoyanovich, at Kansas City, 11/16/97
54	Jan Stenerud, vs. Kansas City, 10/5/69
54	George Fleming, at Oakland, 10/1/61

SCORING

MOST POINTS SCORED

Season

473	1963
438	1964
432	1961
409	1967
404	1968
396	1994
393	1960
392	1965
381	1966
374	1990

Game

59	vs. Kansas City, 9/7/63
58	at San Diego, 12/22/63
56	vs. Kansas City, 10/23/66
55	at Indianapolis, 10/31/88
55	at San Diego, 10/20/68
55	vs. Houston, 11/5/61
52	at Kansas City, 10/29/67
52	at Kansas City, 12/8/63
51	at Oakland, 9/10/67
49	at Kansas City, 11/1/64
49	at Dallas, 12/10/61

TOTAL OFFENSE

MOST TOTAL PLAYS

Game

93	vs. Pittsburgh, 9/22/74 (OT)
92	vs. Cincinnati, 9/2/84
87	at Oakland, 10/16/77
87	at Baltimore, 11/10/74
85	vs. Indianapolis, 11/24/02 (OT)
85	at Oakland, 12/17/60
84	at Kansas City, 10/24/76
84	vs. Houston, 10/13/63
83	3 times (last: vs. San Diego, 9/12/93)

MOST YARDS OF TOTAL OFFENSE

Season

5,907	1994 (1,752 rush/4,155 pass)
5,687	1984 (1,664/4,023)
5,609	1983 (1,938/3,671)
5,544	2000 (1,598/3,946)
5,471	1988 (2,538/2,933)
5,345	1990 (1,963/3,382)
5,242	1980 (2,117/3,125)
5,223	2006 (1,813/3,410)
5,201	1967 (2,076/3,125)
5,193	1995 (1,895/3,298)

Game

634	at Oakland, 10/25/64 (207 rush/427 pass)
614	vs. Kansas City, 10/23/66 (380/234)
582	vs. Houston, 11/5/61 (234/348)
581	at San Diego, 10/20/68 (211/370)
571	at Cincinnati, 11/22/81 (184/387)
536	at Seattle, 12/20/86 (298/238)

532	at Oakland, 12/17/60 (220/312)
530	at Pittsburgh, 10/22/79 (236/294)
520	at Kansas City, 11/1/64 (137/383)
519	at Oakland, 10/11/70 (171/348)

HIGHEST AVERAGE GAIN PER PLAY

Season

6.14	1963 (828-5,081)
5.77	1994 (1,023-5,907)
5.76	2000 (962-5,544)
5.65	1967 (921-5,201)
5.53	1960 (928-5,132)
5.52	1990 (969-5,345)
5.48	1968 (917-5,024)
5.47	1964 (908-4,970)
5.26	1962 (862-4,538)
5.22	1966 (870-4,544)

Game

10.30	vs. San Diego, 10/6/63 (40-412)
10.02	at San Diego, 10/20/68 (58-581)
9.74	vs. Kansas City, 10/23/66 (63-614)
9.33	at St. Louis, 9/4/00 (55-513)
8.79	at Seattle, 12/20/86 (61-536)
8.60	at Oakland, 10/25/64 (73-628)
8.20	vs. Houston, 11/5/61 (71-582)

RUSHING

MOST RUSHES

Season

554	1980
552	1988
549	1978
541	1960
526	1975
509	1983
502	1979
496	1976
489	1992
487	1974

Game

62	at New England, 11/28/76
60	at Buffalo, 10/5/75
58	at Buffalo, 11/8/87
57	vs. Oakland, 10/30/77
52	vs. Chicago, 9/30/73
50	at Chicago, 9/9/84
50	vs. Dallas, 10/8/61
49	at Kansas City, 12/7/80
49	vs. Buffalo, 11/27/60
48	vs. Detroit, 10/11/81
48	vs. Oakland, 11/2/75
48	at Oakland, 12/17/60

MOST YARDS RUSHING

Season

2,538	1988
2,145	1960
2,117	1980
2,076	1967
2,064	1964
2,029	1966
2,017	1987
2,005	1981
1,979	1978
1,974	1975

Game

407	at Cincinnati, 10/22/00
380	vs. Kansas City, 10/23/66
332	at New England, 11/28/76
302	at Chicago, 9/9/84
298	at Seattle, 12/20/86
293	at Buffalo, 10/5/76
272	at San Diego, 10/18/64
271	at Dallas, 11/13/60
270	at San Diego, 12/22/63
267	vs. Detroit, 10/11/81

OPPONENT TEAM RECORDS

HIGHEST AVERAGE GAIN PER RUSH

Season

4.87	1964 (436-1,868)
4.73	1997 (381-1,803)
4.68	1967 (444-2,076)
4.65	2000 (344-1,598)
4.60	1966 (441-2,029)
4.60	1988 (552-2,538)
4.42	1987 (456-2,017)
4.36	1991 (411-1,794)
4.31	1971 (426-1,834)
4.30	1990 (456-1,963)

Game (min. 10 rushes)

11.00	at Cincinnati, 10/22/00 (37-407)
9.27	vs. Kansas City, 10/23/66 (41-380)
8.44	at San Diego, 12/22/63 (32-270)
8.05	at Seattle, 12/20/86 (37-298)
7.95	vs. N.Y. Jets, 11/8/92 (20-159)
7.81	at Minnesota, 9/29/91 (26-203)
7.80	vs. Cincinnati, 9/21/97 (25-195)
7.71	at Green Bay, 12/28/03 (34-262)
7.59	at Oakland, 10/19/97 (32-243)
7.21	at Kansas City, 11/1/64 (19-137)

MOST RUSHING TOUCHDOWNS

Season

24	1965
21	2002
21	1988
21	1967
21	1964
20	1968
19	1995
19	1975
19	1960
17	1981, 1974, 1966, 1961

Game

5	3 times (last: at Indianapolis, 10/31/88)
---	---

PASSING

MOST PASS ATTEMPTS

Season

632	1984
613	2005
596	1998
574	2000
568	1994
566	2002, 1996
562	1993
552	1983
547	1985

Game

62	at N.Y. Jets, 12/3/63
60	at New Orleans, 11/21/04
59	at New England, 10/8/95
56	vs. Houston, 10/17/65
55	at New England, 9/24/06
55	vs. San Diego, 9/12/93
54	at Pittsburgh, 11/5/06
54	vs. Kansas City, 10/17/94
54	vs. Kansas City, 11/16/86
53	vs. Washington, 10/9/05
53	vs. Oakland, 11/13/00
53	at San Diego, 11/29/98

MOST COMPLETIONS

Season

360	2002
346	1984
345	1998
344	2005
327	2006
322	1994
314	1993
310	2000
308	2001
307	1983

Game

38	at Pittsburgh, 11/5/06
35	vs. Oakland, 12/30/01
34	at New Orleans, 11/21/04
34	vs. Kansas City, 12/7/03
34	vs. Oakland, 11/11/02
34	vs. Kansas City, 10/17/94
32	vs. Indianapolis, 10/29/06
32	vs. St. Louis, 9/8/02
31	at New England, 9/24/06
31	vs. San Diego, 9/12/93
31	vs. Seattle, 11/20/83
31	vs. Pittsburgh, 9/22/74 (OT)

MOST YARDS PASSING (NET YARDS)

Season

4,155	1994
4,023	1984
3,946	2000
3,731	1993
3,671	1983
3,648	1998
3,643	2005
3,410	2006
3,394	1963
3,382	1990

Game

433	at St. Louis, 9/4/00
427	at Oakland, 10/25/64
425	at New Orleans, 12/3/00
406	vs. Seattle, 11/25/84
403	at Pittsburgh, 11/5/06
399	vs. N.Y. Jets, 9/24/67
395	vs. Kansas City, 9/17/90
393	vs. Kansas City, 10/17/94
387	at Cincinnati, 11/22/81
387	at San Diego, 10/20/68

HIGHEST COMPLETION PERCENTAGE

Season

.636	2002 (360-566)
.608	2006 (327-538)
.601	1980 (270-449)
.598	2001 (308-515)
.593	1990 (284-479)
.580	1992 (268-462)
.580	1999 (273-471)
.579	1998 (345-596)
.578	1979 (296-512)
.572	1987 (261-456)

Game (min. 10 attempts)

.895	vs. Oakland, 11/11/02 (34-38)
.870	at New Orleans, 11/20/88 (20-23)
.864	at Seattle, 12/11/88 (19-22)
.821	vs. Indianapolis, 10/29/06 (32-39)
.813	at Atlanta, 11/26/72 (13-16)
.810	at Kansas City, 12/16/01 (17-21) (OT)
.800	vs. New Orleans, 12/24/94 (28-35)
.800	vs. Oakland, 10/17/76 (16-20)
.789	at Tampa Bay, 9/26/99 (15-19)
.783	vs. Washington, 10/13/80 (18-23)

MOST TOUCHDOWN PASSES THROWN

Season

40	1963
30	1961
29	1964
28	1998, 1994
27	1967
26	2000
26	1966
25	1968, 1960

Game

6	at Kansas City, 11/1/64
5	10 times (last: at San Diego, 12/12/71)

OPPONENT TEAM RECORDS

FIRST DOWNS

Most First Downs

Season

322	1995
321	1983
316	1988
311	1984
306	1990
303	1994, 1980
298	2002
295	2005
294	2000

Game

33	vs. Pittsburgh, 9/22/74 (OT)
29	at Buffalo, 9/18/89
29	vs. Cincinnati, 9/2/84
29	vs. Seattle, 10/20/83
29	vs. Kansas City, 10/24/76
29	at Oakland, 10/25/64
29	at Oakland, 12/17/60
28	6 times (last: vs. Washington, 10/9/05)

Most First Downs Rushing

Season

140	1988
125	1980
121	1975
119	1983
115	1967
114	1995
112	1960
110	1990
109	1974
106	1978

Game

21	at New England, 11/28/76
16	at Seattle, 12/11/88
16	at Indianapolis, 10/31/88
16	at Kansas City, 12/7/80
16	vs. Pittsburgh, 9/22/74 (OT)
16	vs. Houston, 11/12/67
15	7 times (last: at Kansas City, 12/17/00)

Most First Downs Passing

Season

206	1984
189	2000
186	1995
185	1983
183	2006
183	2005
183	1998
182	1994
181	1993, 1990

Game

22	at San Diego, 11/28/82
21	at Pittsburgh, 11/5/06
21	vs. Kansas City, 12/7/03
21	vs. Oakland, 12/30/01
21	vs. Kansas City, 10/17/94
21	vs. L.A. Rams, 11/27/88
21	vs. Seattle, 11/20/83
21	vs. San Diego, 12/1/68
20	at Seattle, 12/15/84
20	vs. Green Bay, 10/15/84

Most First Downs by Penalty

Season

30	2005
30	2001
30	1997
30	1969
29	1996
28	1976, 1966
27	1979
26	1987
26	1972

Game

7	at San Diego, 11/30/97
6	at Buffalo, 10/26/97 (OT)
6	vs. Cincinnati, 9/21/97
6	vs. Oakland, 12/15/96
6	at Oakland, 11/9/69
6	vs. Miami, 12/4/66
5	11 times (last: at San Diego, 12/1/02) (OT)

PUNTING

Most Punts

Season

95	2004
95	1977
94	1997
94	1985
92	1999
91	1976
89	1970
88	1998, 1981, 1979, 1978

Game

12	at Seattle, 11/28/93
11	at Chicago, 12/12/76
11	vs. San Diego, 11/30/75 (OT)
10	vs. Philadelphia, 10/4/98
10	at Baltimore, 9/11/83
10	at Buffalo, 9/25/77
10	at Buffalo, 9/20/70
10	vs. San Diego, 11/2/69
10	vs. Cincinnati, 10/6/68
10	vs. Oakland, 11/20/66

Highest Punting Average

Season

47.0	2001 (77-3,618)
46.1	1996 (83-3,825)
45.8	1965 (73-3,347)
45.7	1971 (67-3,061)
45.2	1972 (66-2,980)
44.9	1970 (89-3,998)
44.9	2005 (81-3,633)
44.7	2004 (95-4,250)
44.5	1991 (79-3,513)
44.2	1983 (77-3,406)

Game (min. 4 punts)

59.00	vs. Oakland, 12/24/05 (5-295)
57.40	vs. N.Y. Jets, 9/21/69 (5-287)
56.67	vs. San Diego, 10/6/96 (6-340)
56.20	at Indianapolis, 10/13/85 (5-281)
55.80	vs. San Diego, 11/11/01 (5-279)
55.20	vs. Seattle, 12/1/96 (5-276)
55.00	at Oakland, 10/15/06 (4-220)
54.71	vs. N.Y. Jets, 10/3/65 (7-383)
54.40	at Kansas City, 12/19/65 (5-272)
55.13	vs. N.Y. Giants, 9/10/01 (8-441)

PUNT RETURNS

Most Punt Returns

Season

61	1967
56	1970
55	1983
54	1977
52	1980
52	1979
48	2001
47	1978
46	2003, 1981, 1968

Game

9	at Oakland, 9/10/67
8	at Buffalo, 11/19/67
7	vs. Washington, 11/18/01
7	vs. Kansas City, 12/5/99
7	at Chicago, 9/9/84

OPP. TM. RECORDS / POST IND. RECORDS - SERVICE / OFFENSE

MOST PUNT RETURNS, GAME, CONT.

7	at Baltimore, 9/11/83
7	at L.A. Raiders, 12/26/82
7	at San Diego, 11/14/76
7	at Cincinnati, 9/12/76
7	vs. Houston, 11/16/69

Most Punt Return Yards

Season

718	1967
600	1999
560	2003
534	1975
529	1974
526	1964
524	1983
517	2001
480	1979
468	1971

Game

143	at Oakland, 9/10/67
142	at N.Y. Titans, 9/24/61
134	at Cleveland, 10/27/74
134	at Cincinnati, 10/8/72
131	vs. Kansas City, 12/5/99
129	at Oakland, 10/10/99
123	at Kansas City, 10/18/87
118	at Kansas City, 12/19/65
105	at Kansas City, 10/5/03
101	at New England, 11/28/76
100	at Dallas, 11/22/01

KICKOFF RETURNS

Most Kickoff Returns

Season

90	2000
89	1998
89	1997
81	2002
77	1995
76	1996
73	2003
72	1989
70	1999, 1994

Game

9	vs. Cleveland, 10/15/00
9	at San Diego, 12/9/73
9	at Houston, 10/14/73
8	10 times (last: at Tennessee, 12/25/04)

Most Kickoff Return Yards

Season

2,006	1998
1,934	2000
1,827	1997
1,781	2002
1,696	2005
1,679	2003
1,671	1995
1,635	2004
1,602	1996
1,526	2001

Game

257	vs. Atlanta, 9/10/00
238	at Kansas City, 10/8/66
223	vs. Jacksonville, 10/25/98
215	vs. Miami, 10/13/02
215	at Houston, 9/3/66
214	vs. Kansas City, 10/11/64
212	at Cincinnati, 11/1/98
202	vs. Kansas City, 10/23/66
201	vs. L.A. Raiders, 9/7/86
200	vs. Kansas City, 10/27/96

POSTSEASON RECORDS

SERVICE

Most Postseason Games

22	John Elway, 1983-98
17	Tyrone Braxton, 1987-93, 95-99
14	Steve Atwater, 1989-98
14	Jason Elam, 1993-2006
14	Ken Lanier, 1981-92, 94
14	Karl Mecklenburg, 1983-94
13	Tom Nalen, 1994-2006
13	Dennis Smith, 1981-94
13	Rod Smith, 1995-2006
12	Keith Burns, 1994-98, 2000-03, 2005-06
12	Simon Fletcher, 1985-95
12	Greg Kragen, 1985-95
12	Randy Robbins, 1984-91
12	Shannon Sharpe, 1990-99, 2002-03
11	Keith Bishop, 1980-89
11	Dwayne Carswell, 1994-2005
11	Rick Dennison, 1982-90
11	Mike Horan, 1986-92
11	Clarence Kay, 1984-92
11	Gary Kubiak, 1983-91
11	Trevor Pryce, 1997-2005
11	Steve Sewell, 1985-92
11	Sammy Winder, 1982-90

Most Postseason Starts

21	John Elway, 1983-98
14	Steve Atwater, 1989-98
13	Tyrone Braxton, 1987-93, 95-99
13	Ken Lanier, 1981-92, 94
13	Karl Mecklenburg, 1983-94
13	Tom Nalen, 1994-2006
13	Dennis Smith, 1981-94
12	Shannon Sharpe, 1990-99, 2002-03
12	Greg Kragen, 1985-95
12	Rod Smith, 1995-2006
11	Keith Bishop, 1980-89
10	Steve Foley, 1976-86
10	Tom Jackson, 1973-86
10	Louis Wright, 1975-86

TOTAL OFFENSE

Most Total Plays (COMBINED PASS PLAYS, RUSH ATT., REC.)

Career

785	John Elway, 1983-98
223	Terrell Davis, 1995-2002
164	Sammy Winder, 1982-90
148	Jake Plummer, 2003-06
97	Craig Morton, 1977-82

Game

52	Elway, at L.A. Raiders, 1/9/94
43	Elway, vs. Jacksonville, 1/4/97
43	Elway, vs. N.Y. Giants, 1/25/87
42	Elway, at Cleveland, 1/11/87 (OT)
41	Elway, vs. Cleveland, 1/14/90
41	Elway, vs. Washington, 1/31/88
41	Elway, vs. Pittsburgh, 12/30/84

Most Yards Total Offense (COMBINED RUSHING AND PASSING YARDS)

Career

5,425	John Elway, 1983-98 (461/4,964)
1,140	Terrell Davis, 1995-2002 (1,140/0)
941	Jake Plummer, 2003-06 (56/885)
605	Craig Morton, 1977-82 (-4/605)
461	Sammy Winder, 1982-90 (461/0)
231	Gary Kubiak, 1983-91 (19/212)

POSTSEASON INDIVIDUAL RECORDS — OFFENSE

MOST YARDS TOTAL OFFENSE, CAREER, CONT.

209	Norris Weese, 1976-79 (69/140)
169	Bobby Humphrey, 1989-91 (169/0)
152	Derek Loville, 1997-99 (152/0)
145	Mike Anderson, 2000-05 (145/0)

Game

424	Elway, vs. Cleveland, 1/14/90 (39/385)
338	Elway, vs. Atlanta, 1/31/99 (2/336)
331	Elway, vs. N.Y. Giants, 1/25/87 (27/304)
325	Elway, vs. L.A. Raiders, 1/9/94 (23/302)
317	Elway, vs. Cleveland, 1/17/88 (36/281)
300	Elway, at Cleveland, 1/11/87 (56/244) (OT)
296	Elway, vs. Houston, 1/4/92 (39/257)
289	Elway, vs. Washington, 1/31/88 (32/257)
284	Plummer, at Indianapolis, 1/9/05 (0/284)
283	Elway, vs. Pittsburgh, 1/7/90 (44/239)

RUSHING

MOST RUSHES

Career

204	Terrell Davis, 1995-2002
144	Sammy Winder, 1982-90
94	John Elway, 1983-98
43	Mike Anderson, 2000-05
38	Bobby Humphrey, 1989-91
38	Otis Armstrong, 1973-80
36	Gaston Green, 1991-92
34	Rob Lytle, 1977-83
29	Gene Lang, 1984-87
26	Steve Sewell, 1985-92

Game

32	Davis, vs. N.Y. Jets, 1/17/99
31	Davis, vs. Jacksonville, 12/27/97
30	Davis, vs. Green Bay, 1/25/98
26	Davis, at Pittsburgh, 1/11/98
26	Winder, at Cleveland, 1/11/87 (OT)
25	Davis, vs. Atlanta, 1/31/99
25	Davis, at Kansas City, 1/4/98
21	Davis, vs. Miami, 1/9/99
21	Winder, vs. Cleveland, 1/14/90
20	Winder, vs. Cleveland, 1/17/88

MOST RUSHING YARDS

Career

1,140	Terrell Davis, 1995-2002
461	John Elway, 1983-98
461	Sammy Winder, 1982-90
169	Bobby Humphrey, 1989-91
152	Derek Loville, 1997-99
145	Mike Anderson, 2000-05
141	Otis Armstrong, 1973-80
138	Gene Lang, 1984-87
112	Gaston Green, 1991-92
99	Tatum Bell, 2004-06

Game

199	Davis, vs. Miami, 1/9/99
184	Davis, vs. Jacksonville, 12/27/97
167	Davis, vs. N.Y. Jets, 1/17/99
157	Davis, vs. Green Bay, 1/25/98
139	Davis, at Pittsburgh, 1/11/98
103	Loville, vs. Jacksonville, 12/27/97
102	Davis, vs. Atlanta, 1/31/99
102	Winder, vs. New England, 1/4/87
101	Davis, at Kansas City, 1/4/98
91	Davis, vs. Jacksonville, 1/4/97

HIGHEST AVERAGE GAIN PER RUSH

Career (min. 10 attempts)

6.1	Derek Loville, 1997-99 (25-152)
5.6	Terrell Davis, 1995-2002 (204-1,140)
4.9	John Elway, 1983-98 (94-461)
4.8	Gene Lang, 1984-87 (29-138)
4.4	Bobby Humphrey, 1989-91 (38-169)
4.3	Tatum Bell, 2004-06 (23-99)

4.0	Clinton Portis, 2002-03 (17-68)
4.2	Otis Armstrong, 1973-80 (38-141)
3.6	Steve Sewell, 1985-92 (26-94)
3.6	Jim Jensen, 1977-80 (10-36)

Game (min. 10 attempts)

9.5	Davis, vs. Miami, 1/9/99 (21-199)
9.4	Loville, vs. Jacksonville, 12/27/97 (11-103)
6.5	Davis, vs. Jacksonville, 1/4/97 (14-91)
5.9	Davis, vs. Jacksonville, 12/27/97 (31-184)
5.4	Winder, vs. New England, 1/4/87 (19-102)
5.3	Davis, at Pittsburgh, 1/11/98 (26-139)
5.2	Davis, vs. Green Bay, 1/25/98 (30-157)
5.2	Davis, vs. N.Y. Jets, 1/17/99 (32-167)
5.1	Humphrey, vs. San Francisco, 1/28/90 (12-61)
4.7	Humphrey, vs. Pittsburgh, 17/90 (18-85)

MOST RUSHING TOUCHDOWNS

Career

12	Terrell Davis, 1995-2002
6	John Elway, 1983-98
3	Mike Anderson, 2000-05
3	Derek Loville, 1997-99
2	M. Bratton, H. Griffith, V. Hebron, G. Lang, G. Lewis, R. Lytle
1	O. Armstrong, T. Bell, J. Keyworth, G. Kubiak, D. Preston, S. Sewell, G. Willhite, S. Winder

Game

3	Terrell Davis, vs. Green Bay, 1/25/98
2	Mike Anderson, vs. New England, 1/14/06
2	Howard Griffith, vs. Atlanta, 1/31/99
2	Terrell Davis, vs. Miami, 1/9/99
2	Terrell Davis, at Kansas City, 1/4/98
2	Terrell Davis, vs. Jacksonville, 12/27/97
2	Derek Loville, vs. Jacksonville, 12/27/97
2	Melvin Bratton, vs. Pittsburgh, 1/7/90
2	Greg Lewis, vs. Houston, 1/4/92

LONGEST RUN FROM SCRIMMAGE

62	Davis, vs. Miami, 1/9/99
59	Davis, vs. Jacksonville, 12/27/97
47	Davis, vs. Jacksonville, 1/4/97
44	Loville, vs. Jacksonville, 12/27/97
43	Davis, at Pittsburgh, 1/11/98
42	Lang, vs. Cleveland, 1/17/88
41	Davis, at Kansas City, 1/4/98
35	Winder, at Seattle, 12/24/83
34	Humphrey, vs. San Francisco, 1/28/90
34	Elway, at Cleveland, 1/11/87 (OT)

PASSING

MOST PASS ATTEMPTS

Career

651	John Elway, 1983-98
120	Jake Plummer, 2003-06
90	Craig Morton, 1977-82
28	Gus Frerotte, 2000-01
26	Norris Weese, 1976-79
19	Gary Kubiak, 1983-91
19	Steve DeBerg, 1981-83
10	Jarius Jackson, 2000-03
7	Tommy Maddox, 1992-93
2	Steve Sewell, 1985-92

Game

47	Elway, at L.A. Raiders, 1/9/94
38	Elway, vs. Jacksonville, 1/4/97
38	Elway, vs. Washington, 1/31/88
38	Elway, at Cleveland, 1/11/87 (OT)
37	Elway, vs. N.Y. Giants, 1/25/87
37	Elway, vs. Pittsburgh, 12/30/84
36	Elway, vs. Cleveland, 1/14/90
34	Plummer, at Indianapolis, 1/9/05
34	Elway, vs. N.Y. Jets, 1/17/99
33	Elway, vs. Houston, 1/4/92

POSTSEASON INDIVIDUAL RECORDS — PASSING

MOST COMPLETIONS

Career

355	John Elway, 1983-1998
80	Jake Plummer, 2003-06
42	Craig Morton, 1977-82
16	Gary Kubiak, 1983-91
14	Steve DeBerg, 1981-83
13	Gus Frerotte, 2000-01
12	Norris Weese, 1976-79
5	Jarius Jackson, 2000-03
3	Tommy Maddox, 1992-93
2	Steve Sewell, 1985-92

Game

29	Elway, at L.A. Raiders, 1/9/94
25	Elway, vs. Jacksonville, 1/4/97
24	Plummer, at Indianapolis, 1/9/05
23	Plummer, at Indianapolis, 1/4/04
22	Elway, vs. N.Y. Giants, 1/25/87
22	Elway, at Cleveland, 1/11/87 (OT)
20	Elway, vs. Cleveland, 1/14/90
19	Elway, vs. Houston, 1/4/92
19	Elway, at Pittsburgh, 12/30/94

HIGHEST COMPLETION PERCENTAGE

Career (min. 15 attempts)

.842	Gary Kubiak, 1983-91 (16-19)
.737	Steve DeBerg, 1981-83 (14-19)
.667	Jake Plummer, 2003-06 (80-120)
.545	John Elway, 1983-98 (355-651)
.467	Craig Morton, 1977-82 (42-90)
.464	Gus Frerotte, 2000-01 (13-28)
.462	Norris Weese, 1976-79 (12-26)

Game (min. 10 attempts)

.917	Kubiak, at Buffalo, 1/12/92 (11-12)
.767	Plummer, at Indianapolis, 1/4/04 (23-30)
.737	DeBerg, at Seattle, 12/24/83 (14-19)
.706	Plummer, at Indianapolis, 1/9/05 (24-34)
.667	Elway, vs. Jacksonville, 12/27/97 (16-24)
.667	Elway, at Seattle, 12/24/83 (10-15)
.658	Elway, vs. Jacksonville, 1/4/97 (25-38)
.621	Elway, vs. Atlanta, 1/31/99 (18-29)
.617	Elway, at L.A. Raiders, 1/9/94 (29-47)
.609	Elway, vs. Miami, 1/9/99 (14-23)

MOST PASSING YARDS

Career

4,964	John Elway, 1983-98
885	Jake Plummer, 2003-06
605	Craig Morton, 1977-82
212	Gary Kubiak, 1983-91
140	Norris Weese, 1976-79
131	Steve DeBerg, 1981-83
124	Gus Frerotte, 2000-01
54	Jarius Jackson, 2000-03
52	Gerald Willhite, 1982-88
34	Tommy Maddox, 1992-93

Game

385	Elway, vs. Cleveland, 1/14/90
336	Elway, vs. Atlanta, 1/31/99
304	Elway, vs. N.Y. Giants, 1/25/87
302	Elway, at L.A. Raiders, 1/9/94
284	Plummer, at Indianapolis, 1/9/05
281	Elway, vs. Cleveland, 1/17/88
259	Elway, vs. Houston, 1/10/88
257	Elway, vs. Houston, 1/4/92
257	Elway, vs. Washington, 1/31/88
257	Elway, vs. New England, 1/4/87

MOST TOUCHDOWN PASSES THROWN

Career

27	John Elway, 1983-98
5	Jake Plummer, 2003-06
5	Craig Morton, 1977-82
1	Steve DeBerg, 1981-83

Game

3	Elway, at L.A. Raiders, 1/9/94
3	Elway, vs. Cleveland, 1/14/90
3	Elway, vs. Cleveland, 1/17/88
2	Plummer, at Indianapolis, 1/9/05
2	Elway, at Pittsburgh, 1/11/98
2	Elway, vs. Jacksonville, 1/4/97
2	Elway, vs. Houston, 1/10/88
2	Elway, vs. Pittsburgh, 12/30/84
2	Morton, vs. Oakland, 1/1/78
2	Morton, vs. Pittsburgh, 12/24/77

MOST INTERCEPTIONS THROWN

Career

21	John Elway, 1983-98
6	Jake Plummer, 2003-06
6	Craig Morton, 1977-82
1	Gus Frerotte, 2000-01
1	Steve DeBerg, 1981-83

Game

4	Morton, vs. Dallas, 1/15/78
3	Elway, vs. Washington, 1/31/88
2	Plummer, vs. Pittsburgh, 1/22/06
2	Plummer, at Indianapolis, 1/4/04
2	Elway, vs. San Francisco, 1/28/90
2	Elway, vs. New England, 1/4/87
2	Elway, vs. Pittsburgh, 12/30/84
1	18 times (last: Plummer, vs. N.E., 1/14/06)

BEST INTERCEPTION AVOIDANCE PERCENTAGE

Career (min. 15 attempts)

.000	Gary Kubiak, 1983-91 (0-19)
.000	Norris Weese, 1976-79 (0-26)
.032	John Elway, 1983-98 (21-651)
.036	Gus Frerotte, 2000-01 (1-28)
.050	Jake Plummer, 2003-06 (6-120)
.053	Steve DeBerg, 1981-83 (1-19)
.067	Craig Morton, 1977-82 (6-90)

HIGHEST AVERAGE GAIN PER ATTEMPT

Career (min. 15 attempts)

11.16	Gary Kubiak, 1983-91 (19-212)
7.63	John Elway, 1983-98 (651-4,964)
7.27	Jake Plummer, 2003-06 (120-885)
6.89	Steve DeBerg, 1981-83 (19-131)
6.72	Craig Morton, 1977-82 (90-605)
5.38	Norris Weese, 1976-79 (26-140)
4.43	Gus Frerotte, 2000-01 (28-124)

HIGHEST AVERAGE GAIN PER COMPLETION

Career (min. 15 attempts)

14.40	Craig Morton, 1977-82 (42-605)
13.98	John Elway, 1983-98 (355-4,964)
13.25	Gary Kubiak, 1983-91 (16-212)
11.67	Norris Weese, 1976-79 (12-140)
11.06	Jake Plummer, 2003-06 (80-885)
9.54	Gus Frerotte, 2000-01 (13-124)
9.36	Steve DeBerg, 1981-83 (14-131)

HIGHEST PASSER RATING

Career (min. 15 attempts)

113.2	Gary Kubiak, 1983-91
87.8	Steve DeBerg, 1981-83
81.4	Jake Plummer, 2003-06
79.7	John Elway, 1983-98
63.0	Norris Weese, 1976-79
59.7	Craig Morton, 1977-82
44.3	Gus Frerotte, 2000-01

LONGEST PASS PLAY

80t	Elway to R. Smith, vs. Atlanta, 1/31/99
80t	Elway to Jackson, vs. Cleveland, 1/17/88
74t	Morton to Moses, vs. Oakland, 1/1/78
70t	Elway to Young, vs. Cleveland, 1/14/90
56t	Elway to Nattiel, vs. Washington, 1/31/88

POSTSEASON IND. RECORDS — RECEIVING / INTs / SACKS

LONGEST PASS PLAY, CONT.

55	Elway to Johnson, vs. Houston, 1/10/88
54	Elway to Johnson, vs. N.Y. Giants, 1/25/87
53	Elway to Young, vs. Cleveland, 1/14/90
52	Willhite to Watson, vs. Pittsburgh, 12/30/84
51	Elway to Jackson, vs. Pittsburgh, 1/7/90

RECEIVING

MOST RECEPTIONS

Career

49	Rod Smith, 1995-2006
47	Shannon Sharpe, 1990-99, 2002-03
41	Vance Johnson, 1985-93, '95
36	Ed McCaffrey, 1995-2003
31	Steve Sewell, 1985-92
21	Steve Watson, 1979-87
20	Mark Jackson, 1986-92
20	Sammy Winder, 1982-90
19	Terrell Davis, 1995-2002
13	Ricky Nattiel, 1987-92
13	Haven Moses, 1972-81

Game

13	Sharpe, at L.A. Raiders, 1/9/94
11	Watson, vs. Pittsburgh, 12/30/84
8	McCaffrey, at Baltimore, 12/31/00
8	V. Johnson, at Buffalo, 1/12/92
7	R. Smith, at Indianapolis, 1/9/05
7	Davis, vs. Jacksonville, 1/4/97
7	Sewell, at Buffalo, 1/12/92
7	V. Johnson, vs. Cleveland, 1/14/90
7	Myles, at Seattle, 12/24/83
6	R. Smith, vs. New England, 1/14/06
6	R. Smith, at Pittsburgh, 1/11/98

MOST RECEIVING YARDS

Career

860	Rod Smith, 1995-2006
719	Vance Johnson, 1985-93, '95
505	Shannon Sharpe, 1990-99, 2002-03
490	Ed McCaffrey, 1995-2003
422	Mark Jackson, 1986-92
375	Steve Sewell, 1985-92
358	Steve Watson, 1979-87
314	Haven Moses, 1972-81
255	Michael Young, 1989-92
251	Ricky Nattiel, 1987-92

Game

177	Watson, vs. Pittsburgh, 12/30/84
168	Moses, vs. Oakland, 1/1/78
156	Sharpe, at L.A. Raiders, 1/9/94
152	R. Smith, vs. Atlanta, 1/31/99
134	Jackson, vs. Cleveland, 1/17/88
123	Young, vs. Cleveland, 1/14/90
121	V. Johnson, vs. N.Y. Giants, 1/25/87
111	Jackson, vs. Pittsburgh, 1/7/90
105	V. Johnson, vs. Houston, 1/10/88
104	V. Johnson, at Buffalo, 1/12/92

HIGHEST AVERAGE GAIN PER RECEPTION

Career (min. 5 receptions)

24.2	Haven Moses, 1972-81 (13-314)
23.2	Michael Young, 1989-92 (11-255)
21.1	Mark Jackson, 1986-92 (20-422)
19.3	Ricky Nattiel, 1987-92 (13-251)
19.3	Jack Dolbin, 1975-79 (7-135)
17.6	Rod Smith, 1995-2006 (49-860)
17.5	Vance Johnson, 1985-93, '95 (41-719)
17.0	Steve Watson, 1979-87 (21-358)
15.9	Jeb Putzier, 2002-05 (10-159)
15.2	Ashley Lelie, 2002-05 (10-152)

Game (min. 4 receptions)

33.60	Moses, vs. Oakland, 1/1/78 (5-168)
33.50	Jackson, vs. Cleveland, 1/17/88 (4-134)
30.40	R. Smith, vs. Atlanta, 1/31/99 (5-152)
26.25	V. Johnson, vs. Houston, 1/10/88 (4-105)

24.20	V. Johnson, vs. N.Y. Giants, 1/25/87 (5-121)
22.25	V. Johnson, vs. New England, 1/4/87 (4-89)
22.20	Jackson, vs. Pittsburgh, 1/7/90 (5-111)

MOST RECEIVING TOUCHDOWNS

Career

6	Rod Smith, 1995-2006
4	Vance Johnson, 1985-93, '95
2	Howard Griffith, Mark Jackson, Clarence Kay, Ed McCaffrey, Haven Moses, Ricky Nattiel, Shannon Sharpe, Sammy Winder
12 players (last: A. Lelie vs. N.E., 1/14/06)	

Game

2	Kay, vs. Houston, 1/10/88
2	Moses, vs. Oakland, 1/1/78

INTERCEPTIONS

MOST INTERCEPTIONS

Career

5	Darrien Gordon, 1997-98
3	Tyrone Braxton, 1987-93, '95-99
3	Bob Swenson, 1975-83
2	Darius Johnson, 1996-99
2	Dennis Smith, 1981-94
2	Tom Jackson, 1973-86

Game

2	Gordon, vs. Atlanta, 1/31/99
2	Gordon, vs. N.Y. Jets, 1/17/99
2	D. Smith, vs. Cleveland, 1/14/90
2	T. Jackson, vs. Pittsburgh, 12/24/77

MOST YARDS ON INTERCEPTION RETURNS

Career

156	Darrien Gordon, 1997-98
100	Champ Bailey, 2004-06
76	Darius Johnson, 1996-99
57	Mark Haynes, 1986-89
49	Tom Jackson, 1973-86
26	Jim Ryan, 1979-88

Game

108	Gordon, vs. Atlanta, 1/31/99
100	Bailey, vs. New England, 1/14/06
57	Haynes, vs. Houston, 1/10/88
49	T. Jackson, vs. Pittsburgh, 12/24/77
48	Gordon, vs. N.Y. Jets, 1/17/99
48	D. Johnson, vs. Miami, 1/9/99
28	D. Johnson, vs. Atlanta, 1/31/99
26	Ryan, at Cleveland, 1/11/87 (OT)
18	Mecklenburg, vs. Houston, 1/10/88

LONGEST INTERCEPTION RETURN

100	Bailey, vs. New England, 1/14/06
58	Gordon, vs. Atlanta, 1/31/99
57	Haynes, vs. Houston, 1/10/88
50	Gordon, vs. Atlanta, 1/31/99
48	D. Johnson, vs. Miami, 1/9/99
32	T. Jackson, vs. Pittsburgh, 12/24/77
30	Gordon, vs. N.Y. Jets, 1/17/99
28	D. Johnson, vs. Atlanta, 1/31/99
26	Ryan, at Cleveland, 1/11/87 (OT)
18	Mecklenburg, vs. Houston, 1/10/88

SACKS

MOST SACKS

Career

6	Simon Fletcher, 1985-95
6	Rulon Jones, 1980-88
3	Neil Smith, 1997-99
3	Rubin Carter, 1975-86
2	Maa Tanuvasa, 1995-2000
2	Alfred Williams, 1996-99
2	Karl Mecklenburg, 1983-94
2	Jim Ryan, 1979-88
2	Lyle Alzado, 1971-78

POSTSEASON IND. RECORDS — SACKS / PUNTS / RETURNS

SACKS, CONT.

Game

2	N. Smith, at Kansas City, 1/4/98
2	A. Williams, at Kansas City, 1/4/98
2	Fletcher, at L.A. Raiders, 1/9/94
2	Fletcher, vs. Cleveland, 1/14/90
2	R. Jones, vs. New England, 1/4/87
2	Alzado, vs. Dallas, 1/15/78
2	Carter, vs. Dallas, 1/15/78

PUNTING

MOST PUNTS

Career

46	Mike Horan, 1986-2002
45	Tom Rouen, 1993-2002
19	Bucky Dilts, 1977-78
10	Luke Prestridge, 1979-83
8	Todd Sauerbrun, 2005-06

Game

9	Rouen, at Baltimore, 12/31/00
7	Rouen, vs. N.Y. Jets, 1/17/99
7	Horan, vs. Washington, 1/31/88
6	Sauerbrun, vs. New England, 1/14/06
6	Rouen, at Kansas City, 1/4/98
6	Horan, at Buffalo, 1/12/92
6	Horan, vs. San Francisco, 1/28/90
6	Horan, at Cleveland, 1/11/87 (OT)
6	Prestridge, at Houston, 12/23/79
6	Dilts, vs. Pittsburgh, 12/30/78

HIGHEST AVERAGE PER PUNT

Career (min. 10 punts)

45.70	Luke Prestridge, 1979-83 (10-457)
42.13	Mike Horan, 1986-2002 (46-1,938)
39.16	Tom Rouen, 1993-2002 (45-1,762)
37.26	Bucky Dilts, 1977-78 (19-708)

Game (min. 4 punts)

49.00	Horan, vs. New England, 1/4/87 (5-245)
47.75	Prestridge, at Seattle, 12/24/83 (4-191)
46.40	Horan, vs. Cleveland, 1/14/90 (5-232)
45.67	Sauerbrun, vs. New England, 1/14/06 (6-274)
45.29	Rouen, vs. N.Y. Jets, 1/17/99 (7-317)
44.33	Prestridge, at Houston, 12/23/79 (6-266)

LONGEST PUNT

76	Mike Horan, at Buffalo, 1/12/92
----	---------------------------------

PUNT RETURNS

MOST PUNT RETURNS

Career

13	Vance Johnson, 1985-93, '95
11	Darrien Gordon, 1997-98
10	Rick Upchurch, 1975-83
7	Gerald Willhite, 1982-88
6	Kevin Clark, 1987-88, '90-91
3	Deltha O'Neal, 2000-03
3	Glyn Milburn, 1993-95
3	Zach Thomas, 1983-84

Game

5	Gordon, vs. N.Y. Jets, 1/17/99
4	V. Johnson, vs. Cleveland, 1/14/90
3	O'Neal, at Baltimore, 12/31/00
3	Milburn, at L.A. Raiders, 1/9/94
3	V. Johnson, at Buffalo, 1/12/92
3	Willhite, at Cleveland, 1/11/87 (OT)
3	V. Johnson, vs. New England, 1/4/87
3	Z. Thomas, at Seattle, 12/24/83
3	Upchurch, vs. Dallas, 1/15/78

MOST YARDS ON PUNT RETURNS

Career

162	Darrien Gordon, 1997-98
115	Vance Johnson, 1985-93, '95
92	Rick Upchurch, 1975-83

46	Kevin Clark, 1987-88, '90-91
45	Gerald Willhite, 1982-88
38	Glyn Milburn, 1993-95

Game

79	Gordon, vs. N.Y. Jets, 1/17/99
38	Milburn, at L.A. Raiders, 1/9/94
36	Gordon, at Kansas City, 1/4/98
36	V. Johnson, at Buffalo, 1/12/92
36	V. Johnson, vs. Cleveland, 1/14/90
30	Upchurch, at Pittsburgh, 12/30/78
26	V. Johnson, vs. New England, 1/4/87
25	Upchurch, at Houston, 12/23/79

HIGHEST AVERAGE PER RETURN

Career (min. 2 returns)

14.7	Darrien Gordon, 1997-98 (11-162)
12.7	Glyn Milburn, 1993-95 (3-38)
9.2	Rick Upchurch, 1975-83 (10-92)
8.8	Vance Johnson, 1985-93, '95 (13-115)
7.7	Kevin Clark, 1987-88, '90-91 (6-46)
6.4	Gerald Willhite, 1982-88 (7-45)

Game (min. 2 returns)

15.8	Gordon, vs. N.Y. Jets, 1/17/99 (5-79)
15.0	Upchurch, at Pittsburgh, 12/30/78 (2-30)
12.7	Milburn, at L.A. Raiders, 1/9/94 (3-38)
12.5	Upchurch, at Houston, 12/23/79 (2-25)
12.0	V. Johnson, at Buffalo, 1/12/92 (3-36)
9.5	Gordon, at Pittsburgh, 1/11/98 (2-19)

LONGEST PUNT RETURN

36	Gordon, vs. N.Y. Jets, 1/17/99
36	Gordon, at Kansas City, 1/4/98
22	Upchurch, at Pittsburgh, 12/30/78
19	Gordon, at Pittsburgh, 1/11/98
18	Milburn, at L.A. Raiders, 1/9/94
17	Willhite, vs. Pittsburgh, 12/30/84
17	Upchurch, at Houston, 12/23/79
14	Gordon, vs. Jacksonville, 12/27/97

KICKOFF RETURNS

MOST KICKOFF RETURNS

Career

21	Ken Bell, 1986-89
20	Vaughn Hebron, 1996-98
12	Rick Upchurch, 1975-83
8	Charlie Adams, 2003-05
8	Reuben Droughns, 2002-04
8	Darren Carrington, 1989
6	Glyn Milburn, 1993-95
6	Alton Montgomery, 1990-92
5	Cecil Sapp, 2003-06
5	Gene Lang, 1984-87

Game

6	Droughns, at Indianapolis, 1/4/04
6	Milburn, at L.A. Raiders, 1/9/94
6	Carrington, vs. San Francisco, 1/28/90
5	Bell, vs. Washington, 1/31/88

MOST YARDS ON KICKOFF RETURNS

Career

460	Vaughn Hebron, 1996-98
383	Ken Bell, 1986-89
259	Rick Upchurch, 1975-83
197	Darren Carrington, 1989
189	Charlie Adams, 2003-05
169	Reuben Droughns, 2002-04
122	Alton Montgomery, 1990-92
97	Cecil Sapp, 2003-06
85	Glyn Milburn, 1993-95
81	Zach Thomas, 1983-84

Game

146	Carrington, vs. San Francisco, 1/28/90
133	Droughns, at Indianapolis, 1/4/04
110	Adams, vs. Pittsburgh, 1/22/06
94	Upchurch, vs. Dallas, 1/15/78

POSTSEASON IND. RECORDS — RETURNS / KICKING / SCORING

MOST YARDS ON KICKOFF RETURNS, GAME, CONT.

88	Montgomery, vs. Houston, 1/4/92
88	Bell, vs. Washington, 1/31/88
87	Hebron, vs. Jacksonville, 12/27/97
86	Sapp, at Indianapolis, 1/9/05
85	Hebron, vs. Jacksonville, 1/4/97
85	Milburn, at L.A. Raiders, 1/9/94

HIGHEST AVERAGE PER KICKOFF RETURN

Career (min. 3 returns)

27.25	John Schultz, 1976-78 (4-109)
24.63	Darren Carrington, 1989 (8-197)
23.63	Charlie Adams, 2003-05 (8-189)
23.00	Vaughn Hebron, 1996-98 (20-460)
21.58	Rick Upchurch, 1975-83 (12-259)
20.33	Alton Montgomery, 1990-92 (6-122)
20.25	Zach Thomas, 1983-84 (4-81)
18.67	Dave Preston, 1978-83 (3-56)
19.40	Cecil Sapp, 2003-06 (5-97)
18.24	Ken Bell, 1986-89 (21-383)

Game (min. 2 returns)

31.33	Upchurch, vs. Dallas, 1/15/78 (3-94)
31.00	Bell, vs. Pittsburgh, 1/7/90 (2-62)
31.00	Schultz, vs. Dallas, 1/15/78 (2-62)
29.00	Hebron, vs. Jacksonville, 12/27/97 (3-87)
28.33	Hebron, vs. Jacksonville, 1/4/97 (3-85)
28.00	Willhite, vs. Pittsburgh, 12/30/84 (2-56)
27.50	Adams, vs. Pittsburgh, 1/22/06 (4-110)
25.50	Hebron, at Kansas City, 1/4/98 (2-51)
25.50	Carrington, vs. Pittsburgh, 1/7/90 (2-51)
24.33	Carrington, vs. San Francisco, 1/28/90 (6-146)

LONGEST KICKOFF RETURN

67	Upchurch, vs. Dallas, 1/15/78
51	Hebron, vs. Jacksonville, 12/27/97
47	Adams, vs. Pittsburgh, 1/22/06
41	Luke, at Indianapolis, 1/9/05
39	Carrington, vs. San Francisco, 1/28/90
38	Hebron, vs. Jacksonville, 1/4/97
37	Schultz, vs. Dallas, 1/15/78
35	Bell, vs. New England, 1/4/87
33	Droughns, at Indianapolis, 1/4/04
32	Hebron, vs. Green Bay, 1/25/98

KICKING

MOST PAT ATTEMPTS

Career

40	Jason Elam, 1993-2006
19	Rich Karlis, 1982-88
12	David Treadwell, 1989-92
9	Jim Turner, 1971-79

Game

6	Elam, vs. Jacksonville, 12/27/97
5	Elam, vs. Miami, 1/9/99
5	Karlis, vs. Cleveland, 1/17/88
4	Elam, vs. Atlanta, 1/31/99
4	Elam, vs. Green Bay, 1/25/98
4	Treadwell, vs. Cleveland, 1/14/90
4	Karlis, vs. Houston, 1/10/88
4	Turner, vs. Pittsburgh, 12/24/77

MOST PATS MADE

Career

39	Jason Elam, 1993-2006
19	Rich Karlis, 1982-88
11	David Treadwell, 1989-92
9	Jim Turner, 1971-79

Game

6	Elam, vs. Jacksonville, 12/27/97
5	Elam, vs. Miami, 1/9/99
5	Karlis, vs. Cleveland, 1/17/88
4	Elam, vs. Atlanta, 1/31/99
4	Elam, vs. Green Bay, 1/25/98
4	Treadwell, vs. Cleveland, 1/14/90

4	Karlis, vs. Houston, 1/10/88
4	Turner, vs. Pittsburgh, 12/24/77

HIGHEST PAT PERCENTAGE

Career

1.000	Rich Karlis, 1982-88 (19/19)
1.000	Jim Turner, 1971-79 (9/9)
.975	Jason Elam, 1993-2006 (39/40)
.916	David Treadwell, 1989-92 (11/12)

MOST FIELD GOALS ATTEMPTED

Career

18	Jason Elam, 1993-2006
18	Rich Karlis, 1982-88
11	David Treadwell, 1989-92
8	Jim Turner, 1971-79

Game

4	Elam, vs. Atlanta, 1/31/99
4	Treadwell, vs. Cleveland, 1/28/90
4	Karlis, vs. N.Y. Giants, 1/25/87
3	Elam, vs. N.Y. Jets, 1/17/99
3	Treadwell, at Buffalo, 1/12/92
3	Karlis, at Cleveland, 1/11/87 (OT)
3	Karlis, vs. Pittsburgh, 12/30/84
3	Turner, vs. Oakland, 1/1/78

MOST FIELD GOALS MADE

Career

15	Jason Elam, 1993-2006
12	Rich Karlis, 1982-88
7	David Treadwell, 1989-92
4	Jim Turner, 1971-79

Game

3	Elam, vs. N.Y. Jets, 1/17/99
3	Treadwell, vs. Cleveland, 1/14/90
3	Karlis, at Cleveland, 1/11/87 (OT)
2	Elam, vs. New England, 1/14/06
2	Elam, vs. Atlanta, 1/31/99
2	Treadwell, vs. Houston, 1/4/92
2	Karlis, vs. Houston, 1/10/88
2	Karlis, vs. N.Y. Giants, 1/25/87
2	Karlis, vs. New England, 1/4/87
2	Turner, vs. Pittsburgh, 12/24/77

HIGHEST FIELD GOAL PERCENTAGE

Career

.833	Jason Elam, 1993-2006 (15/18)
.667	Rich Karlis, 1982-88 (12/18)
.636	David Treadwell, 1989-92 (7/11)
.500	Jim Turner, 1971-79 (4/8)

LONGEST FIELD GOAL

51	Elam, vs. Green Bay, 1/25/98
50	Elam, vs. New England, 1/14/06
49	Elam, at Indianapolis, 1/4/04
49	Treadwell, vs. Houston, 1/4/92
48	Elam, vs. N.Y. Jets, 1/17/99
48	Karlis, vs. N.Y. Giants, 1/25/87
47	Turner, vs. Dallas, 1/15/78
44	Turner, vs. Pittsburgh, 12/24/77
43	Elam, at Pittsburgh, 1/11/98
43	Treadwell, vs. Pittsburgh, 1/7/90
43	Karlis, vs. Houston, 1/10/88

SCORING

MOST TOUCHDOWNS SCORED

Career

12	Terrell Davis, 1995-2002
6	Rod Smith, 1995-2006
6	John Elway, 1983-98
4	Howard Griffith, 1997-2001
4	Vance Johnson, 1985-93, '95
3	Mike Anderson, 2000-05
3	Derek Loville, 1997-99
3	Sammy Winder, 1982-90

POSTSEASON IND. / TEAM RECORDS — RESULTS / SCORING

MOST TOUCHDOWNS SCORED, CONT.

Game

3	Davis, vs. Green Bay, 1/25/98
2	11 times (last: Anderson vs. New England, 1/14/06)

MOST POINTS SCORED

Career

84	Jason Elam, 1993-2006
74	Terrell Davis, 1995-2002
55	Rich Karlis, 1982-88
36	Rod Smith, 1995-2006
36	John Elway, 1983-98
32	David Treadwell, 1989-92
24	Howard Griffith, 1997-2001
24	Vance Johnson, 1985-93, '95
21	Jim Turner, 1971-79
18	Mike Anderson, 2000-05
18	Derek Loville, 1997-99
18	Sammy Winder, 1982-90

Game

18	Davis, vs. Green Bay, 1/25/98
13	Treadwell, vs. Cleveland, 1/14/90
12	11 times (last: Anderson, vs. New England, 1/14/06)

POSTSEASON GAME-BY-GAME

Won-Lost Record: 17-15

1/22/06	Pittsburgh 34, Denver 17 AFC Championship Game (INVESCO Field at Mile High, att.: 76,775)
1/14/06	Denver 27, New England 13 AFC Divisional Playoff Game (INVESCO Field at Mile High, att.: 76,238)
1/9/05	Indianapolis 49, Denver 24 AFC Wild Card Playoff Game (RCA Dome, att.: 56,609)
1/4/04	Indianapolis 41, Denver 10 AFC Wild Card Playoff Game (RCA Dome, att.: 56,586)
12/31/00	Baltimore 21, Denver 3 AFC Wild Card Playoff Game (PSINet Stadium, att.: 69,638)
1/31/99	Denver 34, Atlanta 19 Super Bowl XXXIII (Pro Player Stadium, att.: 74,803)
1/17/99	Denver 23, New York Jets 10 AFC Championship Game (Mile High Stadium, att.: 75,482)
1/9/99	Denver 38, Miami 3 AFC Divisional Playoff Game (Mile High Stadium, att.: 75,729)
1/25/98	Denver 31, Green Bay 24 Super Bowl XXXII (Qualcomm Stadium, att.: 68,912)
1/11/98	Denver 24, Pittsburgh 21 AFC Championship Game (Three Rivers Stadium, att.: 61,382)
1/4/98	Denver 14, Kansas City 10 AFC Divisional Playoff Game (Arrowhead Stadium, att.: 76,965)
12/27/97	Denver 42, Jacksonville 17 AFC Wild Card Playoff Game (Mile High Stadium, att.: 74,481)
1/4/97	Jacksonville 30, Denver 27 AFC Divisional Playoff Game (Mile High Stadium, att.: 75,678)
1/9/94	L.A. Raiders 42, Denver 24 AFC Wild Card Playoff Game (L.A. Coliseum, att.: 65,314)
1/12/92	Buffalo 10, Denver 7 AFC Championship Game (Rich Stadium, att.: 80,272)
1/4/92	Denver 26, Houston 24 AFC Divisional Playoff Game (Mile High Stadium, att.: 75,301)

1/28/90	San Francisco 55, Denver 10 Super Bowl XXIV (Superdome; att.: 72,919)
1/14/90	Denver 37, Cleveland 21 AFC Championship Game (Mile High Stadium; att.: 76,005)
1/7/90	Denver 24, Pittsburgh 23 AFC Divisional Playoff Game (Mile High Stadium; att.: 75,868)
1/31/88	Washington 42, Denver 10 Super Bowl XXII (Jack Murphy Stadium; att.: 73,302)
1/17/88	Denver 38, Cleveland 33 AFC Championship Game (Mile High Stadium; att.: 75,993)
1/10/88	Denver 34, Houston 10 AFC Divisional Playoff Game (Mile High Stadium; att.: 75,968)
1/25/87	N.Y. Giants 39, Denver 20 Super Bowl XXI (Rose Bowl; att.: 101,063)
1/11/87	Denver 23, Cleveland 20 (OT) AFC Championship Game (Cleveland Stadium; att.: 79,915)
1/4/87	Denver 22, New England 17 AFC Divisional Playoff Game (Mile High Stadium; att.: 76,105)
12/30/84	Pittsburgh 24, Denver 17 AFC Divisional Playoff Game (Mile High Stadium; att.: 74,981)
12/24/83	Seattle 31, Denver 7 AFC Wild Card Playoff Game (Kingdome; att.: 60,752)
12/23/79	Houston 13, Denver 7 AFC Wild Card Playoff Game (Astrodome; att.: 48,776)
12/30/78	Pittsburgh 33, Denver 10 AFC Divisional Playoff Game (Three Rivers Stadium; att.: 48,921)
1/15/78	Dallas 27, Denver 10 Super Bowl XII (Superdome; att.: 76,400)
1/1/78	Denver 20, Oakland 17 AFC Championship Game (Mile High Stadium; att.: 74,982)
12/24/77	Denver 34, Pittsburgh 21 AFC Divisional Playoff Game (Mile High Stadium; att.: 75,011)

SCORING

MOST POINTS SCORED

42	vs. Jacksonville, 12/27/97
38	vs. Miami, 1/9/99
38	vs. Cleveland, 1/17/88
37	vs. Cleveland, 1/14/90
34	vs. Atlanta, 1/31/99
34	vs. Houston, 1/10/88
34	vs. Pittsburgh, 12/24/77
31	vs. Green Bay, 1/25/98
27	vs. New England, 1/14/06
27	vs. Jacksonville, 1/4/97

MOST POINTS SCORED, ONE HALF

27	vs. Cleveland, 1/14/90 (2nd)
24	at Pittsburgh, 1/11/98 (1st)
23	vs. N.Y. Jets, 1/17/99 (2nd)
21	at Indianapolis, 1/9/05 (2nd)
21	vs. Miami, 1/9/99 (1st)
21	vs. Jacksonville, 12/27/97 (2nd)
21	vs. Jacksonville, 12/27/97 (1st)
21	at L.A. Raiders, 1/9/94 (1st)
21	vs. Cleveland, 1/17/88 (1st)
20	vs. Pittsburgh, 12/24/77 (2nd)

POSTSEASON TEAM RECORDS — SCORING / OFFENSE

MOST POINTS SCORED, ONE QUARTER

21	vs. Jacksonville, 12/27/97 (4th)
20	vs. N.Y. Jets, 1/17/99 (3rd)
17	vs. Atlanta, 1/31/99 (4th)
17	at Pittsburgh, 1/11/98 (2nd)
15	vs. Jacksonville, 1/4/97 (4th)
14	at Indianapolis, 1/9/05 (3rd)
14	vs. Miami, 1/9/99 (4th)
14	vs. Miami, 1/9/99 (1st)
14	vs. Jacksonville, 12/27/97 (1st)
14	at L.A. Raiders, 1/9/94 (2nd)
14	vs. Cleveland, 1/14/90 (3rd)
14	vs. Cleveland, 1/17/88 (1st)

TOTAL OFFENSE

MOST TOTAL PLAYS

77	at Cleveland, 1/11/87 (OT)
76	vs. Jacksonville, 12/27/97
76	vs. Cleveland, 1/14/90
75	vs. N.Y. Jets, 1/17/99
75	vs. New England, 1/4/87
73	at L.A. Raiders, 1/9/94
69	at Buffalo, 1/12/92
69	at Seattle, 12/24/83

MOST TOTAL YARDS

511	vs. Jacksonville, 12/27/97 (310 rush/201 pass)
497	vs. Cleveland, 1/14/90 (120/377)
457	vs. Atlanta, 1/31/99 (121/336)
441	vs. New England, 1/4/87 (188/253)
424	vs. Miami, 1/9/99 (250/174)
418	vs. Houston, 1/4/92 (151/267)
412	vs. Cleveland, 1/17/88 (156/256)
387	at L.A. Raiders, 1/9/94 (56/331)
374	at Cleveland, 1/11/87 (149/225) (OT)
372	vs. N.Y. Giants, 1/25/87 (52/320)

HIGHEST AVERAGE GAIN PER PLAY

7.0	vs. Atlanta, 1/31/99 (65-457)
7.0	vs. Pittsburgh, 1/7/90 (52-364)
6.8	vs. Miami, 1/9/99 (62-424)
6.7	vs. Jacksonville, 12/27/97 (76-511)
6.5	vs. Cleveland, 1/14/90 (52-364)
6.4	vs. Houston, 1/4/92 (65-418)
6.1	vs. Cleveland, 1/17/88 (67-412)
5.9	vs. Jacksonville, 1/4/97 (60-351)
5.8	at Indianapolis, 1/9/05 (58-338)
5.8	vs. N.Y. Giants, 1/25/87 (64-372)

RUSHING

MOST RUSHES

49	vs. Jacksonville, 12/27/97
42	vs. New England, 1/4/87
39	vs. Green Bay, 1/25/98
39	vs. Cleveland, 1/14/90
39	vs. Cleveland, 1/17/88
38	vs. N.Y. Jets, 1/17/99
38	vs. Miami, 1/9/99
37	at Cleveland, 1/11/87 (OT)
37	vs. Oakland, 1/1/78
37	vs. Pittsburgh, 12/24/77

MOST RUSHING YARDS

310	vs. Jacksonville, 12/27/97
250	vs. Miami, 1/9/99
188	vs. New England, 1/4/87
179	vs. Green Bay, 1/25/98
178	vs. N.Y. Jets, 1/17/99
156	vs. Cleveland, 1/17/88
151	vs. Houston, 1/4/92
150	at Pittsburgh, 1/11/98
149	at Cleveland, 1/11/87 (OT)
146	at Indianapolis, 1/4/04

HIGHEST AVERAGE GAIN PER RUSH (MIN. 10 RUSHES)

6.6	vs. Miami, 1/9/99 (38-250)
6.3	vs. Jacksonville, 12/27/97 (49-310)
6.0	vs. Jacksonville, 1/4/97 (21-126)
5.7	vs. Washington, 1/31/88 (17-97)
5.6	at Indianapolis, 1/4/04 (26-146)
5.0	at Pittsburgh, 1/11/98 (30-150)
4.9	vs. Houston, 1/4/92 (31-151)
4.7	vs. N.Y. Jets, 1/17/99 (38-178)

MOST RUSHING TOUCHDOWNS

5	vs. Jacksonville, 12/27/97
4	vs. Green Bay, 1/25/98
3	vs. Atlanta, 1/31/99
3	vs. Miami, 1/9/99
2	8 times (last: vs. New England, 1/14/06)

PASSING

MOST PASS ATTEMPTS

54	at L.A. Raiders, 1/9/94
41	vs. N.Y. Giants, 1/25/87
39	vs. Washington, 1/31/88
38	at Baltimore, 12/31/00
38	vs. Jacksonville, 1/4/97
38	at Cleveland, 1/11/87 (OT)
38	vs. Pittsburgh, 12/24/77
36	vs. Cleveland, 1/14/90

MOST COMPLETIONS

32	at L.A. Raiders, 1/9/94
26	vs. N.Y. Giants, 1/25/87
25	vs. Jacksonville, 1/4/97
24	at Indianapolis, 1/9/05
24	at Seattle, 12/24/83
23	at Indianapolis, 1/4/04
22	at Buffalo, 1/12/92
22	at Cleveland, 1/11/87 (OT)

HIGHEST COMPLETION PERCENTAGE (MIN. 10 ATTEMPTS)

.767	at Indianapolis, 1/4/04 (23/30)
.706	at Indianapolis, 1/9/05 (24/34)
.706	at Seattle, 12/24/83 (24/34)
.667	vs. Jacksonville, 12/27/97 (16/24)
.667	at Buffalo, 1/12/92 (22/33)
.658	vs. Jacksonville, 1/4/97 (25/38)
.634	vs. N.Y. Giants, 1/25/87 (26/41)
.621	vs. Atlanta, 1/31/99 (18/29)
.609	vs. Miami, 1/9/99 (14/23)

MOST YARDS PASSING (NET YARDS)

377	vs. Cleveland, 1/14/90
336	vs. Atlanta, 1/31/99
331	at L.A. Raiders, 1/9/94
320	vs. N.Y. Giants, 1/25/87
267	vs. Houston, 1/4/92
260	at Indianapolis, 1/9/05
256	vs. Cleveland, 1/17/88
255	vs. Houston, 1/10/88
253	vs. New England, 1/4/87
235	at Seattle, 12/24/83

MOST TOUCHDOWN PASSES

3	at L.A. Raiders, 1/9/94
3	vs. Cleveland, 1/14/90
3	vs. Cleveland, 1/17/88
2	7 times (last: at Indianapolis, 1/9/05)

MOST INTERCEPTIONS THROWN

4	vs. Dallas, 1/15/78
3	vs. Washington, 1/31/88
2	vs. Pittsburgh, 1/22/06
2	at Indianapolis, 1/4/04
2	vs. San Francisco, 1/28/90
2	vs. New England, 1/4/87
2	vs. Pittsburgh, 12/30/84
2	at Seattle, 12/24/83

POSTSEASON TEAM RECORDS — FIRST DOWNS / SPECIAL TEAMS

MOST TIMES SACKED

6	vs. San Francisco, 1/28/90
6	at Houston, 12/23/79
6	at Pittsburgh, 12/30/78
5	at Baltimore, 12/31/00
5	vs. Washington, 1/31/88
4	at Buffalo, 1/12/92
4	vs. N.Y. Giants, 1/25/87
4	vs. Pittsburgh, 12/30/84
4	vs. Dallas, 1/15/78

MOST YARDAGE LOST ON SACKS

50	vs. Washington, 1/31/88
43	at Baltimore, 12/31/00
40	at Houston, 12/23/79
37	vs. Pittsburgh, 12/30/84
37	at Pittsburgh, 12/30/78
34	at Buffalo, 1/12/92
33	vs. San Francisco, 1/28/90
32	vs. N.Y. Giants, 1/25/87

FIRST DOWNS

MOST FIRST DOWNS

28	vs. Jacksonville, 12/27/97
26	at L.A. Raiders, 1/9/94
26	vs. Houston, 1/4/92
24	vs. Miami, 1/9/99
24	vs. Cleveland, 1/17/88
23	at Pittsburgh, 1/11/98
23	vs. N.Y. Giants, 1/25/87
23	vs. New England, 1/4/87
22	vs. Atlanta, 1/31/99

MOST FIRST DOWNS RUSHING

18	vs. Jacksonville, 12/27/97
14	vs. Green Bay, 1/25/98
13	vs. Miami, 1/9/99
13	vs. Houston, 1/4/92
12	vs. New England, 1/4/87
10	at Indianapolis, 1/4/04
10	vs. Cleveland, 1/17/88

MOST FIRST DOWNS PASSING

18	at L.A. Raiders, 1/9/94
16	vs. N.Y. Giants, 1/25/87
15	at Pittsburgh, 1/11/98
14	at Indianapolis, 1/9/05
14	vs. Atlanta, 1/31/99
14	vs. Cleveland, 1/14/90
14	at Seattle, 12/24/83
13	vs. Jacksonville, 1/4/97
13	at Buffalo, 1/12/92
13	at Cleveland, 1/11/87 (OT)

MOST FIRST DOWNS BY PENALTY

4	at L.A. Raiders, 1/9/94
3	vs. Pittsburgh, 1/22/06
3	at Kansas City, 1/4/98
3	vs. Cleveland, 1/17/88
3	at Cleveland, 1/11/87 (OT)

PUNTS

MOST PUNTS

9	at Baltimore, 12/31/00
8	vs. N.Y. Jets, 1/17/99
7	vs. Washington, 1/31/88
7	at Cleveland, 1/11/87 (OT)
6	vs. New England, 1/14/06
6	at Kansas City, 1/4/98
6	at Buffalo, 1/12/92
6	vs. San Francisco, 1/28/90
6	vs. New England, 1/4/87
6	vs. Houston, 12/23/79
6	at Pittsburgh, 12/30/78

HIGHEST PUNTING AVERAGE (MIN. 4 ATTEMPTS)

47.8	at Seattle, 12/24/83 (4-191)
46.4	vs. Cleveland, 1/14/90 (5-232)
46.0	vs. New England, 1/4/87 (6-276)
45.7	vs. New England, 1/14/06 (6-274)
44.3	at Houston, 12/23/79 (6-266)

HIGHEST NET PUNTING AVERAGE (MIN. 4 ATTEMPTS)

40.3	at Buffalo, 1/12/92 (6-242)
40.0	vs. Pittsburgh, 12/30/84 (4-160)
39.5	vs. New England, 1/14/06 (6-237)
39.5	vs. Oakland, 1/1/78 (4-158)
38.0	vs. Jacksonville, 1/4/97 (5-190)

PUNT RETURNS

MOST PUNT RETURNS

5	vs. N.Y. Jets, 1/17/99
4	at Baltimore, 12/31/00
4	vs. Cleveland, 1/14/90
4	vs. New England, 1/4/87
4	vs. Dallas, 1/15/78
4	vs. Oakland, 1/1/78

MOST YARDS ON PUNT RETURNS

79	vs. N.Y. Jets, 1/17/99
38	at L.A. Raiders, 1/9/94
36	at Kansas City, 1/4/98
36	at Buffalo, 1/12/92
36	vs. Cleveland, 1/14/90
35	vs. New England, 1/4/87

KICKOFF RETURNS

MOST KICKOFF RETURNS

9	vs. San Francisco, 1/28/90
8	at Indianapolis, 1/9/05
6	at Indianapolis, 1/4/04
6	vs. Jacksonville, 1/4/97
6	at L.A. Raiders, 1/9/94
6	at Seattle, 12/24/83
6	at Pittsburgh, 12/30/78
6	vs. Dallas, 1/15/78

MOST YARDS ON KICKOFF RETURNS

196	vs. San Francisco, 1/28/90
188	at Indianapolis, 1/9/05
173	vs. Dallas, 1/15/78
133	at Indianapolis, 1/4/04
123	vs. Jacksonville, 1/4/97
119	vs. Pittsburgh, 1/7/90
118	at Seattle, 12/24/83
95	vs. Green Bay, 1/25/98
88	2 times (last: vs. Houston, 1/4/92)

FIELD GOALS

MOST FIELD GOALS ATTEMPTED

4	vs. Atlanta, 1/31/99
4	vs. Cleveland, 1/14/90
4	vs. N.Y. Giants, 1/25/87
3	vs. N.Y. Jets, 1/17/99
3	at Buffalo, 1/12/92
3	at Cleveland, 1/11/87 (OT)
3	vs. Pittsburgh, 12/30/84
3	vs. Oakland, 1/1/78

MOST FIELD GOALS MADE

3	vs. N.Y. Jets, 1/17/99
3	vs. Cleveland, 1/14/90
3	at Cleveland, 1/11/87 (OT)
2	vs. New England, 1/14/06
2	vs. Atlanta, 1/31/99
2	vs. Houston, 1/4/91
2	vs. Houston, 1/10/88
2	vs. N.Y. Giants, 1/25/87
2	vs. New England, 1/4/87
2	vs. Pittsburgh, 12/24/77

POSTSEASON TEAM RECORDS — DEFENSE / PENALTIES

FUMBLES

MOST FUMBLES

4	at Kansas City, 1/4/98
4	at Buffalo, 1/12/92
4	vs. Dallas, 1/15/78
3	4 times (last: vs. San Francisco, 1/28/90)

MOST FUMBLES LOST

4	vs. Dallas, 1/15/78
2	vs. Pittsburgh, 1/22/06
2	at Kansas City, 1/4/98
2	vs. Jacksonville, 12/27/97
2	vs. San Francisco, 1/28/90
2	vs. Cleveland, 1/14/90
2	at Pittsburgh, 12/30/78

PENALTIES

MOST PENALTIES

10	at L.A. Raiders, 1/9/94
9	vs. Jacksonville, 12/27/97
8	at Kansas City, 1/4/98
8	vs. Jacksonville, 1/4/97
8	at Pittsburgh, 12/30/78
8	vs. Dallas, 1/15/78
8	vs. Oakland, 1/1/78

MOST YARDS PENALIZED

104	at Pittsburgh, 12/30/78
97	at L.A. Raiders, 1/9/94
94	vs. Jacksonville, 12/27/97
70	vs. Houston, 1/4/92
70	at Houston, 12/23/79
65	vs. Green Bay, 1/25/98
64	at Kansas City, 1/4/98
64	vs. Jacksonville, 1/4/97
61	vs. Atlanta, 1/31/99
60	vs. Dallas, 1/15/78

FEWEST PENALTIES

0	vs. San Francisco, 1/28/90
1	vs. Cleveland, 1/14/90
1	vs. Pittsburgh, 12/30/84
2	vs. Pittsburgh, 1/7/90
3	2 times (last: vs. New England, 1/4/87)

FEWEST YARDS PENALIZED

0	vs. San Francisco, 1/28/90
5	vs. Cleveland, 1/14/90
5	vs. Pittsburgh, 12/30/84
19	vs. Pittsburgh, 1/7/90
20	4 times (last: vs. Pittsburgh, 1/22/06)

TOTAL DEFENSE

FEWEST TOTAL PLAYS ALLOWED

49	vs. Jacksonville, 12/27/97
51	vs. Miami, 1/9/99
53	at L.A. Raiders, 1/9/94
53	at Seattle, 12/24/83
54	at Indianapolis, 1/4/04
54	vs. New England, 1/4/87
55	at Baltimore, 12/31/00
55	vs. Houston, 1/4/92
57	vs. New England, 1/14/06
58	at Indianapolis, 1/9/05

FEWEST TOTAL YARDS ALLOWED

213	at Buffalo, 1/12/92 (104 rush/109 pass)
237	vs. Jacksonville, 12/27/97 (50/187)
240	at Baltimore, 12/31/00 (122/118)
252	vs. Miami, 1/9/99 (14/238)
256	vs. Cleveland, 1/14/90 (66/190)
271	vs. New England, 1/4/87 (121/150)
282	at Houston, 12/23/79 (135/147)
298	vs. Oakland, 1/1/78 (94/204)

303	at Kansas City, 1/4/98 (77/226)
304	vs. Pittsburgh, 12/24/77 (127/177)

LOWEST AVERAGE YIELD PER PLAY

3.5	at Buffalo, 1/12/92 (63-213)
4.0	vs. Pittsburgh, 12/24/77 (76-304)
4.1	vs. Cleveland, 1/14/90 (62-256)
4.1	vs. Oakland, 1/1/78 (72-298)

RUSHING DEFENSE

FEWEST RUSHES ALLOWED

13	vs. N.Y. Jets, 1/17/99
13	vs. Miami, 1/9/99
14	vs. Jacksonville, 12/27/97
14	vs. Cleveland, 1/14/90
19	vs. Houston, 1/4/92
20	vs. Green Bay, 1/25/98
21	vs. New England, 1/14/06
23	at Indianapolis, 1/4/04
23	vs. Atlanta, 1/31/99
24	3 times (last: at Indianapolis, 1/9/05)

FEWEST RUSHING YARDS ALLOWED

14	vs. N.Y. Jets, 1/17/99
14	vs. Miami, 1/9/99
50	vs. Jacksonville, 12/27/97
66	vs. Cleveland, 1/14/90
73	vs. Houston, 1/10/88
76	at Indianapolis, 1/9/05
77	at Kansas City, 1/4/98
85	at Indianapolis, 1/4/04
90	vs. Pittsburgh, 1/22/06
94	vs. Oakland, 1/1/78

LOWEST AVERAGE YIELD PER RUSH (MIN. 10 RUSHES)

1.1	vs. N.Y. Jets, 1/17/99 (13-14)
1.1	vs. Miami, 1/9/99 (13-14)
2.6	vs. Oakland, 1/1/78 (36-94)
2.7	vs. Pittsburgh, 1/22/06 (33-90)
2.8	vs. Houston, 1/10/88 (26-73)
3.0	at Buffalo, 1/12/92 (35-104)
3.0	at Cleveland, 1/11/87 (33-100) (OT)

PASSING DEFENSE

FEWEST OPPONENT PASSES ALLOWED

13	at Seattle, 12/24/83
15	at Baltimore, 12/31/00
19	at L.A. Raiders, 1/9/94
22	at Houston, 12/23/79
24	vs. New England, 1/4/87
25	at Buffalo, 1/12/92
25	vs. N.Y. Giants, 1/25/87
28	2 times (last: vs. Pittsburgh, 12/30/84)

FEWEST OPPONENT PASSES COMPLETED

9	at Baltimore, 12/31/00
10	at Houston, 12/23/79
12	at Seattle, 12/24/83
13	at L.A. Raiders, 1/9/94
13	at Buffalo, 1/12/92
13	vs. New England, 1/4/87
16	at Pittsburgh, 12/30/78
17	2 times (last: vs. Pittsburgh, 12/30/84)

FEWEST YARDS PASSING (NET YARDS)

109	at Buffalo, 1/12/92
118	at Baltimore, 12/31/00
147	at Houston, 12/23/79
150	vs. New England, 1/4/87
177	vs. Pittsburgh, 12/24/77
179	at Seattle, 12/24/83
182	vs. Dallas, 1/15/78
187	vs. Jacksonville, 12/27/97
190	vs. Cleveland, 1/14/90
193	at Pittsburgh, 1/11/98

POSTSEASON TEAM RECORDS — MISCELLANEOUS / DEFENSE

LOWEST COMPLETION PCT. ALLOWED (MIN. 10 ATTEMPTS)

.432	vs. Cleveland, 1/14/90 (19-44)
.455	at Houston, 12/23/79 (10-22)
.486	vs. Oakland, 1/1/78 (17-35)
.500	at Pittsburgh, 1/11/98 (18-36)
.514	vs. Pittsburgh, 12/24/77 (19-37)
.520	at Buffalo, 1/12/92 (13-25)
.542	vs. New England, 1/4/87 (13-24)
.543	vs. Atlanta, 1/31/99 (19-35)
.552	at Pittsburgh, 12/30/78 (16-29)
.556	vs. New England, 1/14/06 (20-36)

MOST OPPONENT PASSES INTERCEPTED

3	vs. Atlanta, 1/31/99
3	at Pittsburgh, 1/11/98
3	vs. Cleveland, 1/14/90
3	vs. Pittsburgh, 12/24/77
2	7 times (last: vs. New England, 1/14/06)

MOST YARDS ON INTERCEPTION RETURNS

136	vs. Atlanta, 1/31/99
105	vs. New England, 1/14/06
75	vs. Houston, 1/10/88
64	vs. Pittsburgh, 12/24/77
48	vs. N.Y. Jets, 1/17/99
48	vs. Miami, 1/9/99
40	at Cleveland, 1/11/87 (OT)
14	vs. Cleveland, 1/14/90
14	vs. Oakland, 1/1/78

MOST SACKS

6	vs. New England, 1/4/87
5	vs. Dallas, 1/15/78
4	at Kansas City, 1/4/98
4	vs. Cleveland, 1/14/90
3	at Pittsburgh, 1/11/98
3	vs. Jacksonville, 12/27/97

MOST OPPONENT YARDAGE LOST ON SACKS

44	vs. New England, 1/4/87
35	vs. Dallas, 1/15/78
34	at Kansas City, 1/4/98
21	at Seattle, 12/24/83
20	vs. Cleveland, 1/14/90
20	vs. Cleveland, 1/17/88

FIRST DOWNS

FEWEST OPPONENT FIRST DOWNS

12	at Buffalo, 1/12/92
12	vs. New England, 1/4/87
13	at Baltimore, 12/31/00
14	vs. Miami, 1/9/99
14	vs. Jacksonville, 12/27/97
14	vs. Cleveland, 1/14/90
15	vs. New England, 1/14/06
17	2 times (last: at Cleveland, 1/11/87) (OT)

FEWEST OPPONENT RUSHING FIRST DOWNS

1	vs. N.Y. Jets, 1/17/99
1	vs. Miami, 1/9/99
3	vs. New England, 1/14/06
3	vs. Jacksonville, 12/27/97
3	vs. Cleveland, 1/14/90
4	vs. Green Bay, 1/25/98
4	at Kansas City, 1/4/98
4	at Cleveland, 1/11/87 (OT)
5	5 times (last: vs. Pittsburgh, 1/22/06)

FEWEST OPPONENT PASSING FIRST DOWNS

5	at Buffalo, 1/12/92
6	vs. New England, 1/4/87
6	at Houston, 12/23/79
7	at Baltimore, 12/31/00
8	vs. Dallas, 1/15/78
8	vs. Pittsburgh, 12/24/77
9	vs. Jacksonville, 12/27/97

FEWEST OPPONENT FIRST DOWNS BY PENALTY

0	vs. Pittsburgh, 1/22/06
0	vs. New England, 1/14/06
0	at Indianapolis, 1/4/04
0	vs. N.Y. Jets, 1/17/99
0	vs. San Francisco, 1/28/90
0	vs. Cleveland, 1/14/90
0	vs. Pittsburgh, 1/7/90
0	vs. New England, 1/4/87
0	vs. Pittsburgh, 12/30/84
0	vs. Pittsburgh, 12/24/77

PUNTING

MOST OPPONENT PUNTS (MIN. 4 ATTEMPTS)

10	at Baltimore, 12/31/00
9	vs. New England, 1/4/87
8	at Buffalo, 1/12/92
8	vs. Cleveland, 1/14/90
7	vs. N.Y. Jets, 1/17/99

LOWEST OPPONENT PUNTING AVERAGE (MIN. 4 ATTEMPTS)

29.5	vs. Jacksonville, 12/27/97 (4-118)
35.5	vs. Green Bay, 1/25/98 (4-142)
36.0	vs. Oakland, 1/1/78 (5-180)
37.0	vs. Pittsburgh, 1/22/06 (4-148)
37.5	vs. Washington, 1/31/88 (4-150)

FUMBLES

MOST OPPONENT FUMBLES

6	vs. Dallas, 1/15/78
4	vs. N.Y. Jets, 1/17/99
4	at Pittsburgh, 12/30/78
3	6 times (last: vs. New England, 1/14/06)

MOST OPPONENT FUMBLES RECOVERED BY DENVER

4	vs. N.Y. Jets, 1/17/99
3	vs. New England, 1/14/06
3	vs. Cleveland, 1/17/88
2	5 times (last: vs. Green Bay, 1/25/98)

PENALTIES

MOST OPPONENT PENALTIES

17	at L.A. Raiders, 1/9/94
13	vs. Houston, 1/4/92
12	vs. Dallas, 1/15/78
11	at Pittsburgh, 12/30/78
10	vs. Miami, 1/9/99
10	vs. Houston, 1/10/88
10	vs. Pittsburgh, 12/24/77
9	vs. Green Bay, 1/25/98
9	vs. Jacksonville, 12/27/97
9	vs. Cleveland, 1/11/87 (OT)

MOST YARDS OPPONENT PENALIZED

130	at L.A. Raiders, 1/9/94
94	vs. Dallas, 1/15/78
88	at Pittsburgh, 12/30/78
85	vs. Houston, 1/4/92
82	vs. New England, 1/14/06

SCORING DEFENSE

FEWEST POINTS ALLOWED

3	vs. Miami, 1/9/99
10	vs. N.Y. Jets, 1/17/99
10	at Kansas City, 1/4/98
10	at Buffalo, 1/12/92
10	vs. Houston, 1/10/88
13	vs. New England, 1/14/06
13	at Houston, 12/23/79
17	vs. Jacksonville, 12/27/97
17	vs. New England, 1/4/87
17	vs. Oakland, 1/1/78

ALL-TIME 1,000-YARD RUSHING SEASONS

Player	Year	Att.	Yds.	Avg.	TD
Floyd Little	1971	284	1,133	4.0	6
Otis Armstrong	1974	263	1,407	5.3	9
Otis Armstrong	1976	247	1,008	4.1	5
Sammy Winder	1984	296	1,153	3.9	4
Bobby Humphrey	1989	294	1,151	3.9	7
Bobby Humphrey	1990	288	1,202	4.2	7
Gaston Green	1991	261	1,037	4.0	4
Terrell Davis	1995	237	1,117	4.7	7
Terrell Davis	1996	345	1,538	4.5	13
Terrell Davis	1997	369	1,750	4.7	15
Terrell Davis	1998	392	2,008	5.1	21
Olandis Gary	1999	276	1,159	4.2	7
Mike Anderson	2000	297	1,487	5.0	15
Clinton Portis	2002	273	1,508	5.5	15
Clinton Portis	2003	290	1,591	5.5	14
Reuben Droughns	2004	275	1,240	4.5	6
Mike Anderson	2005	239	1,014	4.2	12
Tatum Bell	2006	233	1,025	4.4	2

TOTALS (18) — Terrell Davis 4, Mike Anderson 2, Otis Armstrong 2, Bobby Humphrey 2, Clinton Portis 2, Tatum Bell 1, Reuben Droughns 1, Olandis Gary 1, Gaston Green 1, Floyd Little 1, Sammy Winder 1.

ALL-TIME 1,000-YARD RECEIVING SEASONS

Player	Year	Rec.	Yds.	Avg.	TD
Lionel Taylor	1960	92	1,235	13.4	12
Lionel Taylor	1961	100	1,176	11.8	4
Lionel Taylor	1963	78	1,101	14.1	10
Lionel Taylor	1965	85	1,131	13.3	6
Steve Watson	1981	60	1,244	20.7	13
Steve Watson	1983	59	1,133	19.2	5
Steve Watson	1984	69	1,170	17.0	7
Vance Johnson	1989	76	1,095	14.4	7
Anthony Miller	1994	60	1,107	18.5	5
Shannon Sharpe	1994	87	1,010	11.6	4
Anthony Miller	1995	59	1,079	18.3	14
Shannon Sharpe	1996	80	1,062	13.3	10
Rod Smith	1997	70	1,180	16.9	12
Shannon Sharpe	1997	72	1,107	15.4	3
Rod Smith	1998	86	1,222	14.2	6
Ed McCaffrey	1998	64	1,053	16.5	10
Rod Smith	1999	79	1,020	12.9	4
Ed McCaffrey	1999	71	1,018	14.3	7
Rod Smith	2000	100	1,602	16.0	8
Ed McCaffrey	2000	101	1,317	13.0	9
Rod Smith	2001	113	1,343	11.9	11
Rod Smith	2002	89	1,027	11.5	5
Rod Smith	2004	79	1,144	14.5	7
Ashley Lelie	2004	54	1,084	20.1	7
Rod Smith	2005	85	1,105	13.0	6
Javon Walker	2006	69	1,084	15.7	8

TOTALS (26) — Rod Smith 8, Lionel Taylor 4, Ed McCaffrey 3, Shannon Sharpe 3, Steve Watson 3, Anthony Miller 2, Vance Johnson 1, Ashley Lelie 1, Javon Walker 1.

ALL-TIME 3,000-YARD PASSING SEASONS

Player	Year	Att.	Cmp.	Pct.	Yds.	TD	INT	Rtg.
Frank Tripucka	1960	478	248	51.9	3,038	24	34	58.9
Craig Morton	1981	376	225	59.8	3,195	21	14	90.5
John Elway	1985	605	327	54.0	3,891	22	23	70.2
John Elway	1986	504	280	55.6	3,485	19	13	79.0
John Elway	1987	410	224	54.6	3,198	19	12	83.4
John Elway	1988	496	274	55.2	3,309	17	19	71.4
John Elway	1989	416	223	53.6	3,051	18	18	73.7
John Elway	1990	502	294	58.6	3,526	15	14	78.5
John Elway	1991	451	242	53.7	3,253	13	12	75.4
John Elway	1993	551	348	63.2	4,030	25	10	92.8
John Elway	1994	494	307	62.1	3,490	16	10	85.7
John Elway	1995	542	316	58.3	3,970	26	14	86.4
John Elway	1996	466	287	61.6	3,328	26	14	89.2
John Elway	1997	502	280	55.8	3,635	27	11	87.5
Brian Griese	1999	452	261	57.7	3,032	14	14	75.6
Brian Griese	2002	436	291	66.7	3,214	15	15	85.6
Jake Plummer	2004	521	303	58.2	4,089	27	20	84.5
Jake Plummer	2005	456	277	60.7	3,366	18	7	90.2

TOTALS (18) — John Elway 12, Brian Griese 2, Jake Plummer 2, Craig Morton 1, Frank Tripucka 1.

OUTSTANDING PERFORMANCES

A Complete List of Denver's 100-Yard Rushing, 100-Yard Receiving and 300-Yard Passing Performances along with 100-Yard Rushing Halves and 100-Yard Rushing Quarters

100-Yard Rushing Games — 166 Total (157 regular season / 9 postseason)

Player	Performance	Date, Opponent
Don Stone	17-104, 1 TD	Oct. 6, 1963, vs. San Diego
Billy Joe	20-105, 0 TD	Nov. 17, 1963, vs. N.Y. Jets
Billy Joe	16-108, 1 TD	Nov. 15, 1964, vs. N.Y. Jets
Cookie Gilchrist	32-142, 0 TD	Sept. 24, 1965, at Boston
Cookie Gilchrist	16-119, 0 TD	Nov. 14, 1965, at Houston
Floyd Little	25-126, 1 TD	Oct. 27, 1968, vs. Miami
Floyd Little	30-147, 1 TD	Nov. 3, 1968, at Boston
Floyd Little	21-105, 1 TD	Sept. 14, 1969, vs. Boston
Floyd Little	15-104, 1 TD	Sept. 21, 1969, vs. N.Y. Jets
Floyd Little	29-166, 1 TD	Oct. 19, 1969, at Cincinnati
Floyd Little	16-140, 1 TD	Oct. 25, 1970, at San Francisco
Bobby Anderson	25-106, 1 TD	Oct. 17, 1971, vs. San Diego
Floyd Little	25-113, 1 TD	Oct. 24, 1971, at Cleveland
Floyd Little	24-123, 1 TD	Oct. 31, 1971, at Philadelphia
Floyd Little	22-101, 0 TD	Nov. 14, 1971, vs. Cincinnati
Floyd Little	29-125, 0 TD	Dec. 5, 1971, vs. Chicago
Floyd Little	22-101, 0 TD	Sept. 17, 1972, vs. Houston
Floyd Little	18-100, 2 TD	Oct. 15, 1972, vs. Minnesota
Floyd Little	14-124, 1 TD	Nov. 5, 1972, at N.Y. Giants
Floyd Little	19-123, 1 TD	Oct. 14, 1973, at Houston
Joe Dawkins	30-117, 0 TD	Oct. 28, 1973, at N.Y. Jets
Floyd Little	22-109, 2 TD	Nov. 11, 1973, vs. San Diego
Otis Armstrong	19-131, 0 TD	Sept. 22, 1974, vs. Pittsburgh
Otis Armstrong	17-142, 1 TD	Oct. 27, 1974, at Cleveland
Otis Armstrong	19-110, 1 TD	Nov. 10, 1974, at Baltimore
Otis Armstrong	29-146, 0 TD	Nov. 24, 1974, at Oakland
Jon Keyworth	15-148, 1 TD	Nov. 24, 1974, at Oakland
Otis Armstrong	24-144, 1 TD	Nov. 28, 1974, at Detroit
Otis Armstrong	31-183, 3 TD	Dec. 8, 1974, vs. Houston
Otis Armstrong	18-142, 0 TD	Dec. 15, 1974, at San Diego
Jon Keyworth	20-132, 0 TD	Nov. 30, 1975, vs. San Diego
Otis Armstrong	16-101, 1 TD	Oct. 24, 1976, at Kansas City
Otis Armstrong	18-116, 0 TD	Nov. 7, 1976, vs. Tampa Bay
Otis Armstrong	26-116, 1 TD	Dec. 12, 1976, at Chicago
Norris Weese	12-120, 0 TD	Dec. 12, 1976, at Chicago
Otis Armstrong	21-120, 0 TD	Nov. 20, 1977, at Kansas City
Rob Lytle	16-110, 1 TD	Nov. 19, 1978, vs. Green Bay
Rob Lytle	18-102, 1 TD	Nov. 25, 1979, vs. Oakland
Otis Armstrong	22-107, 1 TD	Oct. 13, 1980, vs. Washington
Otis Armstrong	25-106, 1 TD	Oct. 26, 1980, at N.Y. Giants
Sammy Winder	20-119, 0 TD	Sept. 25, 1983, vs. L.A. Raiders
Sammy Winder	29-165, 0 TD	Oct. 9, 1983, at Houston
Sammy Winder	31-139, 1 TD	Sept. 23, 1984, vs. Kansas City
Sammy Winder	34-126, 0 TD	Oct. 28, 1984, at L.A. Raiders
Sammy Winder	20-103, 2 TD	Sept. 29, 1985, vs. Miami
Sammy Winder	20-104, 2 TD	Sept. 21, 1986, at Philadelphia
Sammy Winder	19-102, 0 TD	Jan. 4, 1987, vs. New England*
Joe Duke	23-128, 2 TD	Oct. 12, 1987, vs. L.A. Raiders
Tony Dorsett	23-113, 1 TD	Sept. 11, 1988, vs. San Diego
Tony Dorsett	32-119, 2 TD	Sept. 26, 1988, vs. L.A. Raiders
Sammy Winder	17-100, 0 TD	Oct. 9, 1988, at San Francisco
Bobby Humphrey	23-102, 1 TD	Oct. 8, 1989, vs. San Diego
Bobby Humphrey	25-105, 2 TD	Nov. 5, 1989, vs. Pittsburgh
Bobby Humphrey	31-110, 0 TD	Nov. 20, 1989, at Washington
Bobby Humphrey	31-125, 0 TD	Dec. 3, 1989, at L.A. Raiders
Bobby Humphrey	23-128, 0 TD	Dec. 16, 1989, at Phoenix
Bobby Humphrey	19-132, 2 TD	Sept. 17, 1990, vs. Kansas City
Bobby Humphrey	25-129, 0 TD	Sept. 23, 1990, vs. Seattle
Bobby Humphrey	34-177, 1 TD	Sept. 30, 1990, at Buffalo
Bobby Humphrey	20-106, 1 TD	Oct. 8, 1990, vs. Cleveland
Gaston Green	24-116, 0 TD	Sept. 1, 1991, vs. Cincinnati
Gaston Green	24-127, 3 TD	Sept. 22, 1991, vs. San Diego
Gaston Green	26-158, 0 TD	Sept. 29, 1991, at Minnesota

OUTSTANDING PERFORMANCES, CONT.

100-Yard Rushing Games, cont.

Player	Performance	Date, Opponent
Greg Lewis	19-111, 1 TD	Nov. 3, 1991, vs. Pittsburgh
Gaston Green	18-103, 0 TD	Nov. 10, 1991, vs. L.A. Raiders
Gaston Green	24-133, 1 TD	Nov. 17, 1991, at Kansas City
Rod Bernstine	23-101, 0 TD	Oct. 18, 1993, vs. L.A. Raiders
Rod Bernstine	21-103, 0 TD	Dec. 18, 1993, at Chicago
Leonard Russell	24-103, 0 TD	Oct. 9, 1994, at Seattle
Leonard Russell	19-109, 1 TD	Nov. 13, 1994, vs. Seattle
Terrell Davis	22-135, 1 TD	Nov. 5, 1995, vs. Arizona
Terrell Davis	30-176, 1 TD	Nov. 19, 1995, vs. San Diego
Terrell Davis	19-110, 1 TD	Nov. 26, 1995, at Houston
Glyn Milburn	18-131, 0 TD	Dec. 10, 1995, vs. Seattle
Aaron Craver	20-108, 1 TD	Dec. 24, 1995, at Oakland
Terrell Davis	28-111, 0 TD	Sept. 8, 1996, at Seattle
Terrell Davis	22-137, 1 TD	Sept. 15, 1996, vs. Tampa Bay
Terrell Davis	19-141, 2 TD	Sept. 22, 1996, at Kansas City
Terrell Davis	24-112, 0 TD	Sept. 29, 1996, at Cincinnati
Terrell Davis	28-194, 2 TD	Oct. 20, 1996, vs. Baltimore
Terrell Davis	32-154, 2 TD	Nov. 17, 1996, at New England
Terrell Davis	26-106, 1 TD	Dec. 1, 1996, at Seattle
Terrell Davis	26-101, 1 TD	Aug. 31, 1997, vs. Kansas City
Terrell Davis	21-107, 1 TD	Sept. 7, 1997, at Seattle
Terrell Davis	21-103, 0 TD	Sept. 14, 1997, vs. St. Louis
Terrell Davis	27-215, 1 TD	Sept. 21, 1997, vs. Cincinnati
Terrell Davis	32-171, 2 TD	Oct. 6, 1997, vs. New England
Terrell Davis	42-207, 1 TD	Oct. 26, 1997, at Buffalo
Terrell Davis	21-101, 0 TD	Nov. 2, 1997, vs. Seattle
Terrell Davis	21-104, 0 TD	Nov. 9, 1997, vs. Carolina
Terrell Davis	34-127, 0 TD	Nov. 16, 1997, at Kansas City
Terrell Davis	26-178, 1 TD	Nov. 30, 1997, at San Diego
Terrell Davis	31-184, 2 TD	Dec. 27, 1997, vs. Jacksonville*
Derek Loville	11-103, 2 TD	Dec. 27, 1997, vs. Jacksonville*
Terrell Davis	25-101, 2 TD	Jan. 4, 1998, at Kansas City*
Terrell Davis	26-139, 1 TD	Jan. 11, 1998, at Pittsburgh*
Terrell Davis	30-157, 3 TD	Jan. 25, 1998, vs. Green Bay†
Terrell Davis	23-191, 3 TD	Sept. 13, 1998, vs. Dallas
Terrell Davis	28-104, 0 TD	Sept. 20, 1998, at Oakland
Terrell Davis	21-119, 1 TD	Sept. 27, 1998, at Washington
Terrell Davis	20-168, 2 TD	Oct. 4, 1998, vs. Philadelphia
Terrell Davis	30-208, 1 TD	Oct. 11, 1998, at Seattle
Terrell Davis	31-136, 3 TD	Oct. 25, 1998, vs. Jacksonville
Terrell Davis	27-149, 2 TD	Nov. 1, 1998, at Cincinnati
Terrell Davis	18-111, 1 TD	Nov. 16, 1998, at Kansas City
Terrell Davis	31-162, 1 TD	Nov. 22, 1998, vs. Oakland
Terrell Davis	28-147, 1 TD	Dec. 13, 1998, at N.Y. Giants
Terrell Davis	29-178, 0 TD	Dec. 27, 1998, vs. Seattle
Terrell Davis	21-199, 2 TD	Jan. 9, 1999, vs. Miami*
Terrell Davis	32-167, 1 TD	Jan. 17, 1999, vs. N.Y. Jets*
Terrell Davis	25-102, 0 TD	Jan. 31, 1999, vs. Atlanta ³
Olandis Gary	37-124, 1 TD	Oct. 17, 1999, vs. Green Bay
Olandis Gary	30-108, 2 TD	Nov. 7, 1999, at San Diego
Olandis Gary	22-183, 0 TD	Dec. 19, 1999, vs. Seattle
Olandis Gary	29-185, 1 TD	Dec. 25, 1999, at Detroit
Mike Anderson	31-131, 2 TD	Sept. 10, 2000, vs. Atlanta
Mike Anderson	32-187, 0 TD	Sept. 17, 2000, at Oakland
Mike Anderson	20-103, 1 TD	Oct. 15, 2000, vs. Cleveland
Terrell Davis	33-115, 1 TD	Nov. 5, 2000, at N.Y. Jets
Mike Anderson	30-195, 2 TD	Nov. 26, 2000, at Seattle
Mike Anderson	37-251, 4 TD	Dec. 3, 2000, at New Orleans
Mike Anderson	29-131, 2 TD	Dec. 10, 2000, vs. Seattle
Terrell Davis	21-101, 0 TD	Sept. 10, 2001, vs. N.Y. Giants
Mike Anderson	22-155, 1 TD	Oct. 7, 2001, vs. Kansas City
Mike Anderson	33-118, 1 TD	Nov. 22, 2001, at Dallas

OUTSTANDING PERFORMANCES, CONT.

100-Yard Rushing Games, cont.

Player	Performance	Date, Opponent
Terrell Davis	19-109, 0 TD	Dec. 9, 2001, vs. Seattle
Clinton Portis	18-103, 1 TD	Sept. 22, 2002, vs. Buffalo
Clinton Portis	20-102, 0 TD	Oct. 6, 2002, vs. San Diego
Clinton Portis	26-111, 2 TD	Oct. 27, 2002, at New England
Clinton Portis	23-136, 0 TD	Nov. 17, 2002, at Seattle
Clinton Portis	23-159, 2 TD	Dec. 1, 2002, at San Diego
Clinton Portis	24-103, 0 TD	Dec. 8, 2002, at N.Y. Jets
Clinton Portis	21-130, 3 TD	Dec. 15, 2002, vs. Kansas City
Clinton Portis	24-228, 2 TD	Dec. 29, 2002, vs. Arizona
Clinton Portis	24-120, 2 TD	Sept. 7, 2003, at Cincinnati
Clinton Portis	12-129, 0 TD	Sept. 14, 2003, at San Diego
Clinton Portis	23-141, 1 TD	Oct. 5, 2003, at Kansas City
Clinton Portis	25-117, 1 TD	Oct. 19, 2003, at Minnesota
Clinton Portis	26-111, 1 TD	Nov. 3, 2003, vs. New England
Clinton Portis	25-106, 0 TD	Nov. 16, 2003, vs. San Diego
Clinton Portis	14-165, 0 TD	Nov. 23, 2003, vs. Chicago
Clinton Portis	34-170, 2 TD	Nov. 30, 2003, at Oakland
Clinton Portis	22-218, 5 TD	Dec. 7, 2003, vs. Kansas City
Clinton Portis	38-139, 2 TD	Dec. 14, 2003, vs. Cleveland
Quentin Griffin	28-136, 0 TD	Dec. 21, 2003, at Indianapolis
Quentin Griffin	23-156, 2 TD	Sept. 12, 2004, vs. Kansas City
Reuben Droughns	30-193, 0 TD	Oct. 10, 2004, vs. Carolina
Reuben Droughns	38-176, 1 TD	Oct. 17, 2004, at Oakland
Reuben Droughns	24-110, 0 TD	Oct. 25, 2004, at Cincinnati
Reuben Droughns	29-120, 0 TD	Nov. 7, 2004, vs. Houston
Reuben Droughns	28-166, 1 TD	Nov. 21, 2004, at New Orleans
Reuben Droughns	28-102, 1 TD	Nov. 28, 2004, vs. Oakland
Tatum Bell	17-123, 2 TD	Dec. 12, 2004, vs. Miami
Mike Anderson	23-115, 0 TD	Oct. 2, 2005, at Jacksonville
Tatum Bell	12-127, 2 TD	Oct. 9, 2005, vs. Washington
Tatum Bell	13-114, 1 TD	Oct. 16, 2005, vs. New England
Mike Anderson	24-120, 1 TD	Oct. 23, 2005, at N.Y. Giants
Mike Anderson	21-126, 1 TD	Oct. 30, 2005, vs. Philadelphia
Tatum Bell	14-107, 2 TD	Oct. 30, 2005, vs. Philadelphia
Mike Anderson	26-113, 3 TD	Nov. 20, 2005, vs. N.Y. Jets
Tatum Bell	15-103, 0 TD	Sept. 10, 2006, at St. Louis
Tatum Bell	27-123, 0 TD	Sept. 24, 2006, at New England
Tatum Bell	24-115, 1 TD	Oct. 22, 2006, at Cleveland
Mike Bell	15-136, 2 TD	Oct. 29, 2006, vs. Indianapolis
Tatum Bell	23-133, 0 TD	Dec. 3, 2006, vs. Seattle
Tatum Bell	17-116, 0 TD	Dec. 10, 2006, at San Diego

(*Denotes postseason game; †Denotes Super Bowl XXXII; ³Denotes Super Bowl XXXIII)

TOTALS — Terrell Davis 41 (includes seven postseason games), Clinton Portis 18, Floyd Little 15, Otis Armstrong 13, Mike Anderson 12, Tatum Bell 9, Bobby Humphrey 9, Sammy Winder 8 (includes one postseason game), Reuben Droughns 6, Gaston Green 5, Olandis Gary 4, Rod Bernstine 2, Tony Dorsett 2, Cookie Gilchrist 2, Quentin Griffin 2, Billy Joe 2, Jon Keyworth 2, Rob Lytle 2, Leonard Russell 2, Bobby Anderson 1, Mike Bell 1, Aaron Craver 1, Joe Dawkins 1, Joe Duke 1, Greg Lewis 1, Derek Loville 1 (postseason), Glyn Milburn 1, Donnie Stone 1, Norris Weese 1.

Most 100-yard games, regular season

11—Terrell Davis, 1998
10—Clinton Portis, 2003
10—Terrell Davis, 1997
8—Clinton Portis, 2002
7—Terrell Davis, 1996
7—Otis Armstrong, 1974
6—Reuben Droughns, 2004
6—Mike Anderson, 2000
5—Tatum Bell, 2006
5—Gaston Green, 1991
5—Bobby Humphrey, 1989

Most Consecutive 100-yard games

7—Terrell Davis, 1998
6—Clinton Portis, 2003
4—Terrell Davis, 1997 (3X; incl. 1 in postseason)
4—Terrell Davis, 1996
4—Bobby Humphrey, 1990
4—Otis Armstrong, 1974

Most 100-yard games by a rookie

8—Clinton Portis, 2002
6—Mike Anderson, 2000
5—Bobby Humphrey, 1989
4—Olandis Gary, 1999
3—Terrell Davis, 1995

OUTSTANDING PERFORMANCES, CONT.

100-Yard Rushing Halves — 35 Total (32 regular season / 3 postseason)

Rank	Player	Date	Opponent	Half	Carries	Half total	Game total
No. 1	Clinton Portis	Dec. 7, 2003	vs. Kansas City	2nd	10	188	218
No. 2	Olandis Gary	Dec. 25, 1999	at Detroit	2nd	21	174	185
No. 3	Terrell Davis	Oct. 4, 1998	vs. Philadelphia	1st	20	168	168
No. 4	Terrell Davis	Sept. 13, 1998	vs. Dallas	1st	12	154	191
No. 5	Mike Anderson	Nov. 26, 2000	at Seattle	2nd	18	153	195
No. 6	Mike Anderson	Dec. 3, 2000	at New Orleans	1st	17	146	251
No. 7	Mike Bell	Oct. 29, 2006	vs. Indianapolis	2nd	14	135	136
No. 7	Terrell Davis	Oct. 11, 1998	at Seattle	2nd	15	135	208
No. 9	Terrell Davis	Sept. 22, 1996	at Kansas City	1st	14	130	141
No. 9	Terrell Davis	Sept. 21, 1997	vs. Cincinnati	2nd	12	130	215
No. 11	Clinton Portis	Sept. 14, 2003	at San Diego	1st	12	129	129
No. 11	Terrell Davis	Jan. 9, 1999	vs. Miami*	1st	16	129	199
No. 13	Terrell Davis	Oct. 26, 1997	at Buffalo	1st	21	124	207
No. 14	Clinton Portis	Dec. 29, 2002	vs. Arizona	1st	8	120	228
No. 15	Terrell Davis	Oct. 20, 1996	vs. Baltimore	1st	9	118	194
No. 16	Floyd Little	Oct. 25, 1970	at San Francisco	1st	9	117	140
No. 17	Gaston Green	Sept. 22, 1991	vs. San Diego	2nd	15	115	127
No. 18	Terrell Davis	Oct. 6, 1997	vs. New England	2nd	18	114	171
No. 19	Otis Armstrong	Dec. 8, 1974	vs. Houston	1st	16	113	183
No. 20	Tatum Bell	Dec. 3, 2006	vs. Seattle	1st	15	112	133
No. 21	Quentin Griffin	Sept. 12, 2004	vs. Kansas City	2nd	15	111	156
No. 22	Terrell Davis	Nov. 22, 1998	vs. Oakland	1st	19	110	162
No. 22	Clinton Portis	Oct. 5, 2003	at Kansas City	2nd	15	110	141
No. 22	Otis Armstrong	Sept. 22, 1974	vs. Pittsburgh	2nd	14	110	131
No. 25	Mike Anderson	Sept. 17, 2000	at Oakland	2nd	16	109	187
No. 26	Terrell Davis	Nov. 16, 1997	at Kansas City	1st	19	108	127
No. 26	Clinton Portis	Dec. 29, 2002	vs. Arizona	2nd	16	108	228
No. 28	Jon Keyworth	Nov. 30, 1975	vs. San Diego	1st	15	107	132
No. 29	Mike Anderson	Oct. 7, 2001	vs. Kansas City	1st	9	106	155
No. 29	Joe Dawkins	Oct. 28, 1973	at N.Y. Jets	1st	18	106	117
No. 31	Mike Anderson	Dec. 3, 2000	at New Orleans	2nd	20	105	251
No. 32	Reuben Droughns	Oct. 17, 2004	at Oakland	1st	18	103	176
No. 33	Terrell Davis	Dec. 27, 1997	vs. Jacksonville*	2nd	10	101	184
No. 34	Derek Loville	Dec. 27, 1997	vs. Jacksonville*	2nd	10	100	103
No. 34	Bobby Humphrey	Sept. 30, 1990	at Buffalo	1st	20	100	177

(*Denotes postseason game)

100-Yard Rushing Quarters — 9 Total (8 regular season / 1 postseason)

Rank	Player	Date	Opponent	Quarter	Carries	Qtr. total	Game total
No. 1	Terrell Davis	Sept. 13, 1998	vs. Dallas	1st	6	138	191
No. 2	Olandis Gary	Dec. 25, 1999	at Detroit	3rd	11	134	185
No. 3	Terrell Davis	Oct. 11, 1998	at Seattle	4th	11	122	208
No. 4	Terrell Davis	Oct. 4, 1998	vs. Philadelphia	1st	10	120	168
No. 5	Mike Anderson	Nov. 26, 2000	at Seattle	4th	10	115	195
No. 6	Clinton Portis	Sept. 14, 2003	at San Diego	1st	7	110	129
No. 7	Terrell Davis	Sept. 21, 1997	vs. Cincinnati	4th	6	106	215
No. 8	Mike Anderson	Dec. 3, 2000	at New Orleans	2nd	10	105	251
No. 9	Terrell Davis	Dec. 27, 1997	vs. Jacksonville*	3rd	10	101	184

(*Denotes postseason game)

OUTSTANDING PERFORMANCES, CONT.

100-Yard Receiving Games — 223 Total (213 regular season / 10 postseason)

Player	Performance	Date, Opponent
Al Carmichael	6-130, 1 TD	Sept. 9, 1960, at Boston
Lionel Taylor	6-125, 1 TD	Sept. 23, 1960, at N.Y. Titans
Lionel Taylor	7-101, 2 TD	Oct. 2, 1960, vs. Oakland
Al Carmichael	3-109, 2 TD	Oct. 23, 1960, vs. Boston
Lionel Taylor	10-106, 1 TD	Oct. 23, 1960, vs. Boston
Lionel Taylor	10-140, 1 TD	Nov. 6, 1960, vs. Houston
Al Carmichael	7-117, 2 TD	Nov. 6, 1960, vs. Houston
Lionel Taylor	10-138, 0 TD	Nov. 20, 1960, at Houston
Lionel Taylor	9-199, 3 TD	Nov. 27, 1960, vs. Buffalo
Lionel Taylor	9-171, 1 TD	Dec. 10, 1960, at Los Angeles
Lionel Taylor	7-132, 2 TD	Sept. 10, 1961, at Buffalo
Lionel Taylor	11-126, 0 TD	Sept. 24, 1961, at N.Y. Titans
Lionel Taylor	9-118, 0 TD	Oct. 1, 1961, at Oakland
Lionel Taylor	7-120, 1 TD	Oct. 8, 1961, vs. Dallas
Al Frazier	7-166, 1 TD	Oct. 15, 1961, vs. Oakland
Al Frazier	6-126, 1 TD	Oct. 22, 1961, vs. N.Y. Titans
Al Frazier	5-125, 1 TD	Nov. 12, 1961, vs. San Diego
Lionel Taylor	10-119, 0 TD	Nov. 12, 1961, vs. San Diego
Donnie Stone	9-137, 1 TD	Dec. 3, 1961, vs. Boston
Lionel Taylor	9-133, 0 TD	Sept. 15, 1962, at Buffalo
Al Frazier	4-125, 1 TD	Sept. 15, 1962, at Buffalo
Lionel Taylor	12-119, 0 TD	Sept. 21, 1962, at Boston
Jerry Tarr	4-152, 2 TD	Sept. 21, 1962, at Boston
Lionel Taylor	7-110, 0 TD	Dec. 9, 1962, at Dallas
Lionel Taylor	7-169, 1 TD	Sept. 29, 1963, vs. Boston
Lionel Taylor	7-142, 2 TD	Oct. 6, 1963, vs. San Diego
Bob Scarpitto	4-134, 2 TD	Oct. 13, 1963, vs. Houston
Lionel Taylor	10-116, 1 TD	Dec. 15, 1963, at Oakland
Gene Prebola	4-106, 1 TD	Dec. 15, 1963, at Oakland
Lionel Taylor	8-149, 0 TD	Sept. 27, 1964, vs. Houston
Hewitt Dixon	4-109, 0 TD	Oct. 25, 1964, at Oakland
Hewitt Dixon	5-121, 1 TD	Nov. 1, 1964, at Kansas City
Al Denson	3-113, 1 TD	Nov. 1, 1964, at Kansas City
Lionel Taylor	13-112, 0 TD	Nov. 29, 1964, vs. Oakland
Bob Scarpitto	11-111, 1 TD	Dec. 20, 1964, at Houston
Bob Scarpitto	5-108, 2 TD	Sept. 11, 1965, at San Diego
Lionel Taylor	9-172, 1 TD	Sept. 19, 1965, vs. Buffalo
Lionel Taylor	7-114, 0 TD	Nov. 7, 1965, vs. San Diego
Lionel Taylor	11-141, 2 TD	Nov. 21, 1965, vs. Oakland
Lionel Taylor	8-164, 0 TD	Dec. 5, 1965, at Oakland
Wendell Hayes	5-126, 1 TD	Dec. 5, 1965, at Oakland
Al Denson	5-158, 1 TD	Oct. 2, 1966, vs. Houston
Charlie Mitchell	4-126, 1 TD	Dec. 4, 1966, vs. Miami
Bob Scarpitto	5-123, 3 TD	Dec. 18, 1966, at Buffalo
Al Denson	4-131, 2 TD	Sept. 3, 1967, vs. Boston
Al Denson	7-134, 1 TD	Sept. 24, 1967, vs. N.Y. Jets
Eric Crabtree	6-123, 1 TD	Oct. 22, 1967, vs. San Diego
Al Denson	4-107, 1 TD	Oct. 29, 1967, at Kansas City
Al Denson	7-102, 2 TD	Nov. 19, 1967, at Buffalo
Eric Crabtree	8-107, 1 TD	Nov. 23, 1967, at San Diego
Eric Crabtree	6-129, 1 TD	Dec. 17, 1967, vs. Kansas City
Al Denson	8-115, 0 TD	Sept. 15, 1968, at Cincinnati
Eric Crabtree	7-113, 0 TD	Sept. 22, 1968, at Kansas City
Eric Crabtree	5-148, 1 TD	Oct. 13, 1968, at N.Y. Jets
Jimmy Jones	8-128, 2 TD	Oct. 20, 1968, at San Diego
Floyd Little	4-165, 1 TD	Nov. 24, 1968, vs. Buffalo
Al Denson	6-131, 2 TD	Dec. 8, 1968, at Oakland
Mike Haffner	4-122, 0 TD	Dec. 14, 1968, vs. Kansas City
Al Denson	6-138, 1 TD	Sept. 28, 1969, at Buffalo
Mike Haffner	6-102, 1 TD	Oct. 26, 1969, at Houston
Al Denson	6-140, 2 TD	Nov. 23, 1969, at San Diego
John Embree	9-122, 1 TD	Nov. 23, 1969, at San Diego
Jerry Simmons	6-153, 0 TD	Nov. 21, 1971, at Kansas City
Rod Sherman	4-110, 0 TD	Sept. 17, 1972, vs. Houston
Jerry Simmons	6-118, 1 TD	Oct. 22, 1972, at Oakland
Bobby Anderson	13-143, 0 TD	Sept. 10, 1973, vs. Chicago
Riley Odums	5-114, 1 TD	Nov. 4, 1973, at St. Louis
Haven Moses	5-108, 2 TD	Nov. 25, 1973, vs. Kansas City

OUTSTANDING PERFORMANCES, CONT.

100-Yard Receiving Games, cont.

Player	Performance	Date, Opponent
Haven Moses	5-132, 0 TD	Oct. 13, 1974, vs. New Orleans
Floyd Little	7-127, 0 TD	Oct. 20, 1974, vs. San Diego
Riley Odoms	7-125, 0 TD	Nov. 18, 1974, vs. Kansas City
Rick Upchurch	3-153, 1 TD	Sept. 21, 1975, vs. Kansas City
Haven Moses	5-168, 2 TD	Jan. 1 1978, vs. Oakland*
Haven Moses	5-115, 0 TD	Nov. 12, 1978, at Cleveland
Haven Moses	5-101, 1 TD	Nov. 19, 1978, vs. Green Bay
Riley Odoms	7-165, 2 TD	Dec. 10, 1978, vs. Kansas City
Haven Moses	5-116, 1 TD	Dec. 16, 1978, vs. Pittsburgh
Riley Odoms	5-125, 0 TD	Sept. 23, 1979, vs. Seattle
Haven Moses	4-107, 1 TD	Oct. 14, 1979, at Kansas City
Haven Moses	5-133, 1 TD	Oct. 22, 1979, at Pittsburgh
Riley Odoms	7-114, 0 TD	Oct. 28, 1979, vs. Kansas City
Haven Moses	5-103, 1 TD	Sept. 21, 1980, vs. San Diego
Haven Moses	6-141, 0 TD	Dec. 14, 1980, vs. Oakland
Riley Odoms	8-128, 1 TD	Dec. 14, 1980, vs. Oakland
Steve Watson	7-143, 3 TD	Sept. 20, 1981, vs. Baltimore
Steve Watson	8-178, 2 TD	Sept. 27, 1981, vs. San Diego
Steve Watson	5-182, 2 TD	Oct. 11, 1981, vs. Detroit
Rick Upchurch	5-138, 0 TD	Oct. 18, 1981, at Kansas City
Steve Watson	5-102, 1 TD	Nov. 22, 1981, at Cincinnati
Steve Watson	2-103, 0 TD	Dec. 6, 1981, vs. Kansas City
Rick Upchurch	6-102, 2 TD	Dec. 20, 1981, at Chicago
Steve Watson	5-101, 1 TD	Dec. 5, 1982, vs. Atlanta
Steve Watson	10-183, 0 TD	Dec. 12, 1982, at L.A. Rams
Steve Watson	6-161, 1 TD	Sept. 11, 1983, at Baltimore
Steve Watson	8-119, 0 TD	Oct. 16, 1983, vs. Cincinnati
Steve Watson	6-121, 1 TD	Oct. 30, 1983, vs. Kansas City
Rick Upchurch	6-143, 0 TD	Oct. 30, 1983, vs. Kansas City
Steve Watson	7-110, 1 TD	Nov. 6, 1983, at Seattle
Steve Watson	4-119, 1 TD	Nov. 20, 1983, vs. Seattle
Clint Sampson	3-101, 2 TD	Dec. 4, 1983, vs. Cleveland
Steve Watson	7-111, 1 TD	Oct. 7, 1984, at Detroit
Butch Johnson	9-156, 2 TD	Nov. 4, 1984, vs. New England
Steve Watson	8-134, 1 TD	Nov. 4, 1984, vs. New England
Steve Watson	5-123, 2 TD	Nov. 18, 1984, vs. Minnesota
Steve Watson	11-177, 1 TD	Dec. 30, 1984, vs. Pittsburgh*
Vance Johnson	6-116, 1 TD	Dec. 14, 1985, vs. Kansas City
Vance Johnson	5-121, 1 TD	Jan. 25, 1987, vs. N.Y. Giants*
Bobby Micho	9-105, 2 TD	Oct. 18, 1987, at Kansas City
Vance Johnson	5-115, 1 TD	Nov. 22, 1987, at L.A. Raiders
Ricky Nattiel	4-118, 1 TD	Nov. 29, 1987, at San Diego
Vance Johnson	4-105, 0 TD	Jan. 10, 1988, vs. Houston*
Mark Jackson	4-134, 1 TD	Jan. 17, 1988, vs. Cleveland*
Vance Johnson	7-134, 0 TD	Sept. 26, 1988, vs. L.A. Raiders
Ricky Nattiel	3-102, 1 TD	Oct. 23, 1988, at Pittsburgh
Mark Jackson	6-140, 2 TD	Nov. 27, 1988, vs. L.A. Rams
Mark Jackson	7-145, 0 TD	Dec. 4, 1988, at L.A. Raiders
Mark Jackson	7-137, 1 TD	Dec. 11, 1988, at Seattle
Vance Johnson	5-145, 1 TD	Oct. 1, 1989, at Cleveland
Michael Young	6-137, 0 TD	Oct. 22, 1989, at Seattle
Vance Johnson	9-148, 1 TD	Oct. 29, 1989, vs. Philadelphia
Vance Johnson	6-154, 2 TD	Nov. 26, 1989, vs. Seattle
Mark Jackson	5-111, 0 TD	Jan. 7, 1990, vs. Pittsburgh*
Michael Young	2-123, 1 TD	Jan. 14, 1990, vs. Cleveland*
Mark Jackson	7-121, 0 TD	Sept. 9, 1990, at L.A. Raiders
Vance Johnson	6-150, 0 TD	Sept. 17, 1990, vs. Kansas City
Vance Johnson	9-120, 0 TD	Sept. 23, 1990, vs. Seattle
Mark Jackson	6-127, 1 TD	Oct. 21, 1990, at Indianapolis
Mark Jackson	7-111, 0 TD	Oct. 6, 1991, at Houston
Vance Johnson	8-104, 0 TD	Jan. 12, 1992, at Buffalo*
Shannon Sharpe	9-118, 0 TD	Oct. 4, 1992, vs. Kansas City
Mark Jackson	5-113, 2 TD	Oct. 25, 1992, at San Diego
Arthur Marshall	5-134, 1 TD	Nov. 8, 1992, vs. N.Y. Jets
Mark Jackson	3-108, 1 TD	Nov. 15, 1992, vs. N.Y. Giants
Shannon Sharpe	7-109, 1 TD	Dec. 12, 1992, at Buffalo
Derek Russell	6-104, 0 TD	Sept. 20, 1993, at Kansas City
Vance Johnson	10-148, 1 TD	Oct. 10, 1993, at Green Bay

OUTSTANDING PERFORMANCES, CONT.

100-Yard Receiving Games, cont.

Player	Performance	Date, Opponent
Derek Russell	5-111, 0 TD	Oct. 18, 1993, vs. L.A. Raiders
Shannon Sharpe	7-104, 0 TD	Nov. 14, 1993, vs. Minnesota
Shannon Sharpe	6-115, 2 TD	Jan. 2, 1994, at L.A. Raiders
Shannon Sharpe	13-156, 1 TD	Jan. 9, 1994, at L.A. Raiders*
Mike Pritchard	5-119, 1 TD	Sept. 4, 1994, vs. San Diego
Mike Pritchard	9-100, 0 TD	Sept. 11, 1994, at N.Y. Jets
Anthony Miller	6-105, 1 TD	Sept. 11, 1994, at N.Y. Jets
Shannon Sharpe	6-121, 1 TD	Oct. 23, 1994, at San Diego
Anthony Miller	6-102, 1 TD	Nov. 20, 1994, vs. Atlanta
Cedric Tillman	8-175, 0 TD	Nov. 20, 1994, vs. Atlanta
Anthony Miller	5-116, 1 TD	Nov. 27, 1994, vs. Cincinnati
Anthony Miller	6-153, 0 TD	Dec. 4, 1994, at Kansas City
Anthony Miller	3-118, 0 TD	Dec. 17, 1994, at San Francisco
Shannon Sharpe	10-180, 0 TD	Sept. 3, 1995, vs. Buffalo
Anthony Miller	6-108, 3 TD	Sept. 10, 1995, at Dallas
Anthony Miller	7-149, 2 TD	Oct. 16, 1995, vs. Oakland
Shannon Sharpe	8-137, 1 TD	Nov. 19, 1995, vs. San Diego
Anthony Miller	6-152, 2 TD	Nov. 26, 1995, at Houston
Shannon Sharpe	9-131, 0 TD	Sept. 22, 1996, at Kansas City
Anthony Miller	5-131, 1 TD	Sept. 29, 1996, at Cincinnati
Shannon Sharpe	13-153, 3 TD	Oct. 6, 1996, vs. San Diego
Shannon Sharpe	9-161, 0 TD	Oct. 20, 1996, vs. Baltimore
Rod Smith	5-122, 0 TD	Aug. 31, 1997, vs. Kansas City
Rod Smith	4-126, 2 TD	Sept. 14, 1997, vs. St. Louis
Shannon Sharpe	6-119, 1 TD	Sept. 28, 1997, at Atlanta
Rod Smith	5-130, 0 TD	Oct. 6, 1997, vs. New England
Rod Smith	5-114, 1 TD	Nov. 2, 1997, vs. Seattle
Shannon Sharpe	8-174, 0 TD	Nov. 9, 1997, vs. Carolina
Rod Smith	7-114, 0 TD	Nov. 16, 1997, at Kansas City
Shannon Sharpe	10-142, 0 TD	Nov. 24, 1997, vs. Oakland
Ed McCaffrey	7-111, 2 TD	Nov. 30, 1997, at San Diego
Rod Smith	4-115, 2 TD	Dec. 7, 1997, at Pittsburgh
Shannon Sharpe	8-162, 1 TD	Dec. 21, 1997, vs. San Diego
Ed McCaffrey	5-117, 0 TD	Sept. 13, 1998, vs. Dallas
Rod Smith	8-136, 1 TD	Oct. 11, 1998, at Seattle
Ed McCaffrey	7-133, 1 TD	Nov. 1, 1998, at Cincinnati
Ed McCaffrey	9-133, 1 TD	Nov. 8, 1998, vs. San Diego
Rod Smith	8-101, 1 TD	Nov. 29, 1998, at San Diego
Ed McCaffrey	6-103, 1 TD	Dec. 6, 1998, vs. Kansas City
Rod Smith	8-165, 0 TD	Dec. 6, 1998, vs. Kansas City
Rod Smith	9-158, 1 TD	Dec. 27, 1998, vs. Seattle
Rod Smith	5-152, 1 TD	Jan. 31, 1999, vs. Atlanta ³
Ed McCaffrey	6-105, 3 TD	Sept. 13, 1999, vs. Miami
Byron Chamberlain	3-123, 0 TD	Oct. 17, 1999, vs. Green Bay
Ed McCaffrey	5-116, 2 TD	Oct. 17, 1999, vs. Green Bay
Ed McCaffrey	5-111, 0 TD	Oct. 24, 1999, at New England
Rod Smith	7-117, 0 TD	Oct. 31, 1999, vs. Minnesota
Ed McCaffrey	6-125, 1 TD	Nov. 14, 1999, at Seattle
Rod Smith	8-106, 0 TD	Dec. 5, 1999, vs. Kansas City
Rod Smith	9-106, 0 TD	Jan. 2, 2000, vs. San Diego
Ed McCaffrey	7-115, 0 TD	Sept. 4, 2000, at St. Louis
Rod Smith	7-117, 2 TD	Sept. 10, 2000, vs. Atlanta
Rod Smith	8-134, 0 TD	Sept. 24, 2000, vs. Kansas City
Rod Smith	13-160, 0 TD	Oct. 1, 2000, vs. New England
Ed McCaffrey	5-129, 0 TD	Oct. 15, 2000, vs. Cleveland
Rod Smith	5-111, 3 TD	Oct. 15, 2000, vs. Cleveland
Ed McCaffrey	10-136, 0 TD	Oct. 22, 2000, at Cincinnati
Rod Smith	7-110, 1 TD	Oct. 22, 2000, at Cincinnati
Rod Smith	5-134, 0 TD	Nov. 5, 2000, at N.Y. Jets
Ed McCaffrey	10-148, 2 TD	Nov. 19, 2000, vs. San Diego
Rod Smith	11-187, 1 TD	Nov. 19, 2000, vs. San Diego
Ed McCaffrey	8-112, 1 TD	Dec. 10, 2000, vs. Seattle
Rod Smith	6-101, 0 TD	Dec. 17, 2000, at Kansas City
Rod Smith	9-115, 1 TD	Sept. 10, 2001, vs. N.Y. Giants
Rod Smith	14-162, 2 TD	Sept. 23, 2001, vs. Arizona
Rod Smith	8-110, 1 TD	Oct. 7, 2001, vs. Kansas City
Rod Smith	6-159, 1 TD	Oct. 28, 2001, vs. New England

OUTSTANDING PERFORMANCES, CONT.

100-Yard Receiving Games, cont.

Player	Performance	Date, Opponent
Rod Smith	8-100, 1 TD	Dec. 16, 2001, at Kansas City
Ed McCaffrey	6-113, 1 TD	Oct. 6, 2002, vs. San Diego
Shannon Sharpe	12-214, 2 TD	Oct. 20, 2002, at Kansas City
Ed McCaffrey	8-116, 0 TD	Oct. 27, 2002, at New England
Ed McCaffrey	7-126, 0 TD	Dec. 1, 2002, at San Diego
Shannon Sharpe	9-100, 0 TD	Dec. 8, 2002, at N.Y. Jets
Ashley Lelie	4-106, 0 TD	Dec. 22, 2002, at Oakland
Ed McCaffrey	7-112, 0 TD	Dec. 29, 2002, vs. Arizona
Ashley Lelie	3-108, 1 TD	Sept. 22, 2003, vs. Oakland
Rod Smith	8-130, 0 TD	Oct. 5, 2003, at Kansas City
Shannon Sharpe	7-101, 3 TD	Nov. 16, 2003, vs. San Diego
Ashley Lelie	5-115, 0 TD	Dec. 21, 2003, at Indianapolis
Rod Smith	9-208, 1 TD	Oct. 31, 2004, vs. Atlanta
Ashley Lelie	4-105, 0 TD	Dec. 5, 2004, at San Diego
Rod Smith	6-123, 1 TD	Oct. 16, 2005, vs. New England
Rod Smith	11-137, 1 TD	Dec. 17, 2005, at Buffalo
Ashley Lelie	6-110, 0 TD	Dec. 24, 2005, vs. Oakland
Javon Walker	3-130, 2 TD	Sept. 24, 2006, at New England
Javon Walker	9-107, 0 TD	Oct. 22, 2006, at Cleveland
Javon Walker	6-134, 2 TD	Nov. 5, 2006, at Pittsburgh

(* Denotes Postseason; *Denotes Super Bowl XXXIII)

TOTALS — Rod Smith 31 (includes one postseason game), Lionel Taylor 24, Ed McCaffrey 18, Shannon Sharpe 18 (includes one postseason game), Steve Watson 16 (includes one postseason game), Vance Johnson 12 (includes three postseason games), Al Denson 10, Mark Jackson 10 (includes two postseason games), Haven Moses 10 (includes one postseason game), Anthony Miller 9, Riley Odoms 6, Eric Crabtree 5, Ashley Lelie 5, Al Frazier 4, Bob Scarpitto 4, Rick Upchurch 4, Al Carmichael 3, Javon Walker 3, Hewritt Dixon 2, Mike Haffner 2, Floyd Little 2, Ricky Nattiel 2, Mike Pritchard 2, Derek Russell 2, Jerry Simmons 2, Michael Young 2 (includes one postseason game), Bobby Anderson 1, Byron Chamberlain 1, John Embree 1, Wendell Hayes 1, Butch Johnson 1, Jimmy Jones 1, Arthur Marshall 1, Bobby Micho 1, Charlie Mitchell 1, Gene Prebola 1, Clint Sampson 1, Rod Sherman 1, Donnie Stone 1, Jerry Tarr 1, Cedric Tillman 1.

Most 100-yard games, regular season

8—Rod Smith, 2000
7—Lionel Taylor, 1960
6—Rod Smith, 1997
5—Rod Smith, 2001
5—Ed McCaffrey, 2000
5—Anthony Miller, 1994
5—Steve Watson, 1983
5—Steve Watson, 1981

Most consecutive 100-yard games

3—Rod Smith, 10/15/00, 10/22/00 and 11/5/00
3—Anthony Miller, 11/20/94, 11/27/94 and 12/4/94
3—Mark Jackson, 11/27/88, 12/4/88 and 12/11/88
3—Lionel Taylor, 9/24/61, 10/1/61 and 11/8/61

Most 100-yard games by a rookie

7—Lionel Taylor, 1960
3—Al Frazier, 1961

300-Yard Passing Games — 76 Total (72 regular season / 4 postseason)

Player	Performance	Opponent
Frank Tripucka	30-52-2, 375 yds., 3 TD	Nov. 6, 1960, vs. Houston
Frank Tripucka	19-41-5, 328 yds., 3 TD	Nov. 27, 1960, vs. Buffalo
Frank Tripucka	28-47-2, 376 yds., 2 TD	Sept. 7, 1962, vs. San Diego
Frank Tripucka	29-56-3, 447 yds., 2 TD	Sept. 15, 1962, at Buffalo
Frank Tripucka	26-40-1, 308 yds., 1 TD	Oct. 21, 1962, vs. Houston
Jacky Lee	11-36-1, 370 yds., 1 TD	Dec. 5, 1965, at Oakland
John McCormick	13-37-3, 328 yds., 3 TD	Dec. 18, 1966, at Buffalo
Marlin Briscoe	12-29-2, 335 yds., 4 TD	Nov. 24, 1968, vs. Buffalo
Steve Tensi	19-26-1, 301 yds., 3 TD	Nov. 23, 1969, at San Diego
Charley Johnson	20-28-0, 361 yds., 2 TD	Oct. 22, 1972, at Oakland
Charley Johnson	24-39-2, 326 yds., 1 TD	Sept. 20, 1973, vs. Chicago
Charley Johnson	28-42-2, 445 yds., 2 TD	Nov. 18, 1974, vs. Kansas City
Charley Johnson	12-20-2, 329 yds., 3 TD	Sept. 21, 1975, vs. Kansas City
Craig Morton	27-39-2, 306 yds., 2 TD	Nov. 16, 1980, vs. N.Y. Jets
Craig Morton	18-30-1, 338 yds., 1 TD	Dec. 14, 1980, vs. Oakland
Craig Morton	17-18-0, 308 yds., 4 TD	Sept. 27, 1981, vs. San Diego
Craig Morton	25-38-1, 342 yds., 2 TD	Oct. 18, 1981, at Kansas City
Steve DeBerg	21-34-2, 305 yds., 2 TD	Nov. 22, 1981, at Cincinnati
Steve DeBerg	23-31-1, 307 yds., 2 TD	Dec. 12, 1982, at L.A. Rams
Steve DeBerg	21-41-0, 350 yds., 1 TD	Oct. 30, 1983, vs. Kansas City
John Elway	23-44-0, 345 yds., 3 TD	Dec. 11, 1983, vs. Baltimore
John Elway	25-40-1, 315 yds., 3 TD	Nov. 4, 1984, vs. New England

OUTSTANDING PERFORMANCES, CONT.

300-Yard Passing Games, cont.

Player	Performance	Opponent
John Elway	28-43-1, 353 yds., 4 TD	Sept. 15, 1985, vs. New Orleans
John Elway	22-37-5, 301 yds., 1 TD	Dec. 14, 1985, vs. Kansas City
John Elway	24-42-0, 432 yds., 1 TD	Dec. 20, 1985, at Seattle
John Elway	18-32-1, 321 yds., 1 TD	Oct. 26, 1986, vs. Seattle
John Elway	29-47-2, 336 yds., 0 TD	Nov. 23, 1986, at N.Y. Giants
John Elway	22-37-1, 304 yds., 1 TD	Jan. 25, 1987, vs. N.Y. Giants*
John Elway	22-32-1, 338 yds., 4 TD	Sept. 13, 1987, vs. Seattle
John Elway	21-40-2, 341 yds., 3 TD	Nov. 16, 1987, vs. Chicago
John Elway	21-32-1, 347 yds., 3 TD	Nov. 29, 1987, at San Diego
John Elway	21-42-2, 335 yds., 1 TD	Dec. 13, 1987, at Seattle
John Elway	29-49-3, 324 yds., 2 TD	Dec. 4, 1988, at L.A. Raiders
John Elway	18-35-0, 344 yds., 2 TD	Oct. 22, 1989, at Seattle
John Elway	20-36-0, 385 yds., 3 TD	Jan. 14, 1990, vs. Cleveland*
John Elway	21-30-0, 317 yds., 2 TD	Oct. 21, 1990, at Indianapolis
John Elway	24-36-1, 328 yds., 2 TD	Dec. 9, 1990, at Kansas City
John Elway	24-42-1, 301 yds., 2 TD	Oct. 6, 1991, at Houston
John Elway	23-38-0, 311 yds., 2 TD	Oct. 4, 1992, vs. Kansas City
John Elway	28-45-1, 300 yds., 1 TD	Sept. 20, 1993, at Kansas City
John Elway	33-59-1, 367 yds., 1 TD	Oct. 10, 1993, at Green Bay
John Elway	25-36-0, 361 yds., 3 TD	Jan. 2, 1994, at L.A. Raiders
John Elway	29-47-1, 302 yds., 3 TD	Jan. 9, 1994, at L.A. Raiders*
John Elway	36-46-2, 371 yds., 3 TD	Sept. 4, 1994, vs. San Diego
John Elway	29-41-1, 319 yds., 1 TD	Sept. 11, 1994, at N.Y. Jets
John Elway	30-41-0, 349 yds., 2 TD	Oct. 30, 1994, vs. Cleveland
John Elway	27-42-1, 382 yds., 2 TD	Nov. 20, 1994, vs. Atlanta
John Elway	22-41-1, 317 yds., 0 TD	Sept. 3, 1995, vs. Buffalo
John Elway	30-47-0, 327 yds., 2 TD	Sept. 17, 1995, vs. Washington
John Elway	23-46-0, 324 yds., 2 TD	Oct. 16, 1995, vs. Oakland
John Elway	27-41-2, 332 yds., 2 TD	Nov. 26, 1995, at Houston
John Elway	24-41-1, 320 yds., 2 TD	Dec. 24, 1995, at Oakland
John Elway	23-37-1, 335 yds., 2 TD	Sept. 29, 1996, at Cincinnati
John Elway	32-41-1, 323 yds., 4 TD	Oct. 6, 1996, vs. San Diego
John Elway	25-39-1, 326 yds., 3 TD	Oct. 20, 1996, vs. Baltimore
John Elway	27-36-1, 334 yds., 2 TD	Nov. 24, 1996, at Minnesota
John Elway	26-46-0, 309 yds., 1 TD	Oct. 19, 1997, at Oakland
John Elway	22-32-1, 400 yds., 2 TD	Dec. 6, 1998, vs. Kansas City
John Elway	26-36-0, 338 yds., 4 TD	Dec. 27, 1998, vs. Seattle
John Elway	18-29-1, 336 yds., 1 TD	Jan. 31, 1999, vs. Atlanta ³
Brian Griese	19-31-1, 363 yds., 2 TD	Oct. 17, 1999, vs. Green Bay
Brian Griese	25-38-0, 316 yds., 1 TD	Oct. 24, 1999, at New England
Brian Griese	19-29-0, 307 yds., 2 TD	Sept. 4, 2000, at St. Louis
Brian Griese	31-50-1, 361 yds., 1 TD	Oct. 1, 2000, vs. New England
Brian Griese	19-34-0, 336 yds., 3 TD	Oct. 15, 2000, vs. Cleveland
Brian Griese	30-45-1, 365 yds., 2 TD	Oct. 22, 2000, at Cincinnati
Brian Griese	22-35-1, 327 yds., 2 TD	Nov. 5, 2000, at N.Y. Jets
Gus Frerotte	36-58-4, 462 yds., 5 TD	Nov. 19, 2000, vs. San Diego
Brian Griese	19-29-0, 330 yds., 3 TD	Sept. 10, 2001, vs. N.Y. Giants
Brian Griese	35-35-3, 328 yds., 1 TD	Sept. 30, 2002, at Baltimore
Brian Griese	26-35-1, 316 yds., 2 TD	Oct. 6, 2002, vs. San Diego
Brian Griese	27-46-2, 335 yds., 1 TD	Oct. 13, 2002, vs. Miami
Brian Griese	30-50-0, 376 yds., 2 TD	Oct. 20, 2002, at Kansas City
Jake Plummer	31-55-3, 499 yds., 4 TD	Oct. 31, 2004, vs. Atlanta [^]
Jake Plummer	21-26-1, 303 yds., 2 TD	Dec. 25, 2004, at Tennessee
Jake Plummer	22-35-0, 309 yds., 4 TD	Oct. 30, 2005, vs. Philadelphia

([^] - Denotes Franchise Record; *Denotes Postseason; ³Denotes Super Bowl XXXIII)

TOTALS — John Elway 40 (includes four postseason games), Brian Griese 12, Frank Tripucka 5, Charley Johnson 4, Craig Morton 4, Steve DeBerg 3, Jake Plummer 3, Gus Frerotte 1, Jacky Lee 1, John McCormick 1, Marlin Briscoe 1, Steve Tensi 1.

Most 300-yard games, season

5—Brian Griese, 2000
5—John Elway, 1995
4—Brian Griese, 2002
4—John Elway, 1987, '93, '94, '96

Most consecutive 300-yard games

4—Brian Griese, 2002
3—Brian Griese, 2000
3—John Elway, 1996, 1993-94

Most 300-yard games by a rookie

1—John Elway, 1983
1—Marlin Briscoe, 1968

BIGGEST COMEBACKS

Biggest deficits overcome by the Broncos to win a game in the regular season

Rank	Deficit	Date	Opponent	Score at time of Deficit	Final Score
No. 1	24	Sept. 23, 1979	vs. Seattle	34-10, 9:28 left in third qtr.	37-34
	24	Oct. 23, 1960	vs. Boston	24-0, 11:59 left in third qtr.	31-24
No. 3	21	Dec. 12, 1982	at L.A. Rams	21-0, 10:24 left in second qtr.	27-24
No. 4	19	Dec. 11, 1983	vs. Baltimore	19-0, 7:50 left in third qtr.	21-19
No. 5	17	Nov. 19, 2000	vs. San Diego	24-7, 1:25 left in second qtr. /	
				27-10, 11:25 left in third qtr.	38-37
	17	Oct. 6, 1996	vs. San Diego	17-0, 2:51 left in second qtr.	28-17
	17	Dec. 20, 1985	at Seattle	17-0, 9:16 left in second qtr.	27-24
	17	Sept. 15, 1962	at Buffalo	20-3, 1:39 left in second qtr.	23-20
No. 9	14	Oct. 20, 2002	at Kansas City	34-20, 12:42 left in fourth qtr.	37-34 (OT)

Note: Denver has overcome a total of 11 14-point deficits in the regular season

Biggest deficits overcome by the Broncos to win a game in the postseason

Rank	Deficit	Date	Opponent	Score at time of Deficit	Final Score
No. 1	15	Jan. 4, 1992	vs. Houston (AFC Div.)	21-6, 10:55 left in second qtr.	26-24
No. 2	10	Jan. 7, 1990	at Pittsburgh (AFC Div.)	10-0, 13:22 left in second qtr. /	
				17-7, :26 left in second qtr.	24-23
No.	10	Jan. 17, 1999	vs. N.Y. Jets (AFC Chmp.)	10-0, 11:56 left in third qtr.	23-10
No. 4	7	Jan. 25, 1998	vs. Green Bay (S.B. XXXII)	7-0, 10:58 left in first qtr.	31-24
	7	Jan. 11, 1998	at Pittsburgh (AFC Chmp.)	14-7, 12:42 left in second qtr.	24-21
	7	Jan. 11, 1987	at Cleveland (AFC Chmp.)	7-0, 5:19 left in first qtr. /	
				20-13, 5:43 left in fourth qtr.	23-20 (OT)
No. 7	4	Jan. 4, 1987	vs. New England (AFC Div.)	7-3, 14:04 left in second qtr. /	
				17-13, 2:50 left in third qtr.	22-17

BIGGEST LEADS LOST

Biggest leads lost by the Broncos in losing a game in the regular season

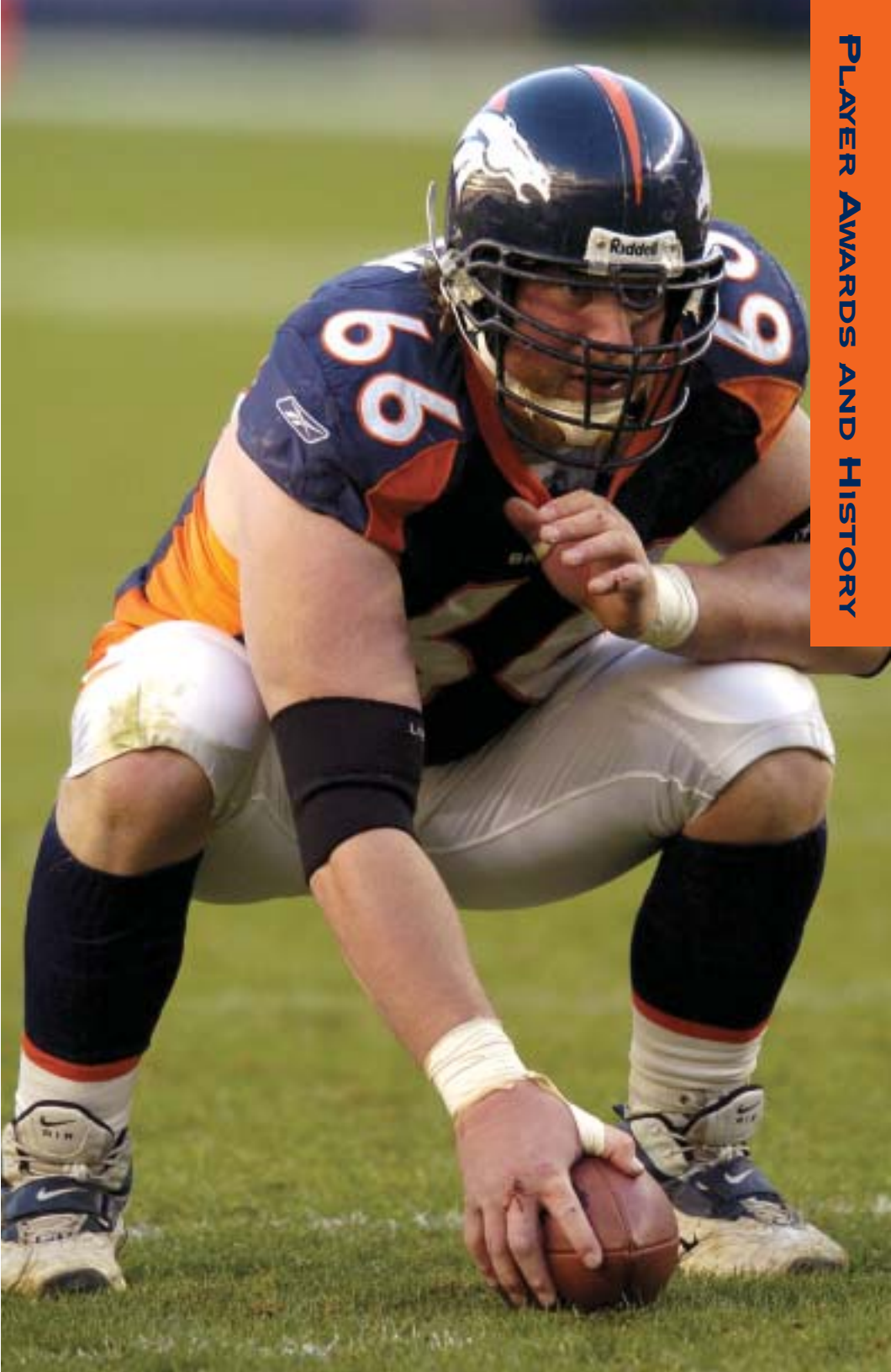
Rank	Lead	Date	Opponent	Score at time of Lead	Final Score
No. 1	24	Sept. 26, 1988	vs. L.A. Raiders	24-0, 1:07 left in second qtr.	30-27 (OT)
No. 2	21	Nov. 5, 1978	vs. N.Y. Jets	28-7, 8:19 left in second qtr.	31-28
No. 3	20	Dec. 10, 1995	vs. Seattle	20-0, 5:00 left in second qtr.	31-27
No. 4	18	Sept. 4, 1994	vs. San Diego	24-6, 11:25 left in second qtr.	37-34
No. 5	17	Nov. 19, 2006	vs. San Diego	24-7, 9:25 left in third qtr.	35-27
	17	Nov. 14, 1993	vs. Minnesota	20-3, 6:57 left in second qtr.	26-23
	17	Jan. 2, 1994	at L.A. Raiders	27-10, :26 left in second qtr. /	
				30-13, 10:31 left in third qtr.	33-30 (OT)
	17	Sept. 24, 1967	vs. N.Y. Jets	24-7, 9:08 left in second qtr.	38-24
	17	Oct. 28, 1962	vs. Buffalo	24-7, 5:48 left in second qtr.	45-38

Biggest leads lost by the Broncos in losing a game in the postseason

Rank	Lead	Date	Opponent	Score at time of Lead	Final Score
No. 1	10	Jan. 31, 1988	vs. Washington (S.B. XXII)	10-0, 9:09 left in first qtr.	42-10
No. 2	7	Dec. 30, 1984	vs. Pittsburgh (AFC Div.)	7-0, 6:30 left in first qtr. /	
				17-10, 7:15 left in third qtr.	24-17
No. 3	4	Dec. 23, 1979	at Houston (AFC W.C.)	7-3, 3:27 left in first qtr.	13-7
No. 4	3	Dec. 30, 1978	at Pittsburgh (AFC Div.)	3-0, 5:50 left in first qtr.	33-10
	3	Jan. 25, 1987	vs. N.Y. Giants (S.B. XXI)	3-0, 10:51 left in first qtr. /	
				10-7, 11:39 left in first qtr.	39-20

WHAT IS THE ORIGIN OF THE NAME DENVER BRONCOS?

The name "Denver Broncos" was chosen from 500 entries in a name-the-team contest in January 1960. The name was suggested by Ward M. Vining of Lakewood. But the football team isn't the first Denver Broncos. Denver's 1921 entry in the Midwest Baseball League was also called the Broncos.



PLAYER HISTORY

ALL-TIME HONORS

2006

Pro Bowl: Champ Bailey, John Lynch, Al Wilson (Wilson did not play in game due to injury). **AII-NFL:** Champ Bailey (1st team AP, Pro Football Weekly/PFWA, The Sporting News, Sports Illustrated), Tom Nalen (Sports Illustrated), Al Wilson (2nd team AP). **AII-AFC:** Champ Bailey (Pro Football Weekly/PFWA). **Colorado Sports Hall of Fame Pro Athlete of the Year:** Champ Bailey. **Colorado Sports Hall of Fame Inductee:** Pat Bowlen (Class of 2007).

2005

Pro Bowl: Champ Bailey, John Lynch, Rod Smith, Al Wilson. **AII-NFL:** Champ Bailey (1st team AP, Pro Football Weekly/PFWA, The Sporting News, USA Today), Matt Lepsis (Sports Illustrated), Tom Nalen (Sports Illustrated), Al Wilson (1st team AP, The Sporting News). **AII-AFC:** Champ Bailey (Pro Football Weekly/PFWA), Al Wilson (Pro Football Weekly/PFWA). **AII-Rookie:** Darrent Williams (Pro Football Weekly/PFWA, NFL.com). **Colorado Sports Hall of Fame Pro Athlete of the Year:** Champ Bailey.

2004

Pro Bowl: Champ Bailey, John Lynch. **AII-NFL:** Champ Bailey (1st team AP, The Sporting News, Pro Football Weekly), John Lynch (2nd team College & Pro Football Newsweekly). **AII-AFC:** Champ Bailey (Pro Football Weekly). **AII-Rookie:** D.J. Williams (Pro Football Weekly).

2003

Pro Bowl: Tom Nalen, Clinton Portis, Al Wilson. **AII-NFL:** Tom Nalen (1st team AP, Pro Football Weekly). **AII-AFC:** Tom Nalen (Pro Football Weekly). **NFL Alumni Offensive Lineman of the Year:** Tom Nalen.

2002

Pro Bowl: Trevor Pryce, Al Wilson (Wilson did not play in game due to injury). **AII-NFL:** Al Wilson (2nd team Football Digest). **NFL Offensive Rookie of the Year:** Clinton Portis (AP, Pro Football Weekly, Football Digest). **NFL Rookie of the Year:** Clinton Portis (Sports Illustrated/Dr. Z). **AII-Rookie:** Clinton Portis (Pro Football Weekly).

2001

Pro Bowl: Dwayne Carswell, Jason Elam, Ian Gold, Deltha O'Neal, Trevor Pryce, Rod Smith, Al Wilson (Pryce and Smith did not play in game due to injury). **AII-NFL:** Jason Elam (2nd team AP, College & Pro Football Newsweekly and Football News), Trevor Pryce (2nd team AP and College & Pro Football Newsweekly), Rod Smith (1st team Football Digest, 2nd team AP), Deltha O'Neal (2nd team College & Pro Football Newsweekly). **AII-AFC:** Jason Elam (Pro Football Weekly, Football News), Ian Gold (Pro Football Weekly), Deltha O'Neal (Pro Football Weekly), Trevor Pryce (Football News), Rod Smith (Pro Football Weekly). **NFL Alumni Special Teams Player of the Year:** Jason Elam.

2000

Pro Bowl: Brian Griese, Tom Nalen, Trevor Pryce, Rod Smith (Griese and Nalen did not play in game due to injury). **AII-NFL:** Howard Griffith (2nd team College & Pro Football Newsweekly and Football Digest), Ed McCaffrey (Sports Illustrated), Tom Nalen (AP, USA Today, Sports Illustrated, The Sporting News, Football Digest; 2nd team College & Pro Football Newsweekly), Trevor Pryce (2nd team College & Pro Football Newsweekly), Rod Smith (USA Today, College & Pro Football Newsweekly, Football Digest; 2nd team AP). **AII-AFC:** Tom Nalen (Pro Football Weekly, Football News), Trevor Pryce (Pro Football Weekly, Football News), Rod Smith (Pro Football Weekly, Football News). **NFL Offensive Rookie of the Year:** Mike Anderson (AP, Pro Football Weekly, Football Digest). **NFL Rookie of the Year:** Mike Anderson (USA Today). **AII-Rookie:** Mike Anderson (Pro Football Weekly, Football News, Football Digest), Deltha O'Neal (punt returner—Football News).

1999

Pro Bowl: Tom Nalen, Trevor Pryce, Detron Smith (Nalen did not play in game due to injury). **AII-NFL:** Trevor Pryce (AP, Sports Illustrated, College & Pro Football Newsweekly, 2nd team Football Digest), Tom Nalen (The Sporting News, Football Digest, 2nd team AP). **AII-AFC:** Trevor Pryce (Pro Football Weekly), Detron Smith (special teams; Pro Football Weekly). **AII-Rookie:** Olandis Gary (Pro Football Weekly, College & Pro Football Newsweekly, Football News, Football Digest), Chris Watson (kick returner; College & Pro Football Newsweekly).

1998

Pro Bowl: Steve Atwater, Terrell Davis, Jason Elam, John Elway, Tony Jones, Ed McCaffrey, Tom Nalen, Bill Romanowski, Mark Schlereth, Shannon Sharpe (Davis and Sharpe did not play in game due to injury). **AII-NFL:** Terrell Davis (AP, Sports Illustrated, The Sporting News, USA Today, Pro Football Weekly, College & Pro Football Newsweekly, Football Digest), Jason Elam (2nd team AP, College & Pro Football Newsweekly, Football Digest), Howard Griffith (2nd team Football Digest), Ed McCaffrey (2nd team AP), Tom Nalen (USA Today), Mark Schlereth (2nd team College & Pro Football Newsweekly), Shannon Sharpe (AP, The Sporting News, USA Today, Pro Football Weekly, College & Pro Football Newsweekly, Football Digest), Rod Smith (2nd team College & Pro Football Newsweekly). **AII-AFC:** Terrell Davis (Pro Football Weekly, Football News), Jason Elam (Pro Football Weekly, Football News), Vaughn Hebron (kick returner—Pro Football Weekly), Ed McCaffrey (Football News), Shannon Sharpe (Pro Football Weekly, Football News). **AII-Rookie:** Eric Brown (Football News, Football Digest, College & Pro Football Newsweekly). **Super Bowl XXXIII Most Valuable Player (Pete Rozelle Trophy):** John Elway. **NFL Most Valuable Player:** Terrell Davis (AP, Pro Football Weekly, Pro Football Writers of America). **NFL Player of the Year:** Terrell Davis (Sporting News, Football Digest, NFL Films). **NFL Offensive Player of the Year:** Terrell Davis (AP, College & Pro Football Newsweekly). **AFC Player of the Year:** Terrell Davis (Football News). **AFC Offensive Player of the Year:** Terrell Davis (Kansas City 101 Club). **San Diego Hall of Champions Professional Star of the Year:** Terrell Davis. **Colorado Sports Hall of Fame Inductee:** John Elway (Class of 1999). **Colorado Sports Hall of Fame Professional Athlete of the Year:** Terrell Davis. **ESPY Award for Pro Football Performer of the Year:** Terrell Davis.

1997

Pro Bowl: Terrell Davis, John Elway, Tom Nalen, Shannon Sharpe, Neil Smith (Elway did not play in game due to injury). **AII-NFL:** Terrell Davis (AP, Sports Illustrated, The Sporting News, USA Today, Pro Football Weekly, College & Pro Football Newsweekly, Football News, Football Digest), John Elway (College & Pro Football Newsweekly 2nd team), Darrien Gordon (1st team punt returner—Sports Illustrated, The Sporting News, USA Today, Pro Football Weekly; 2nd team punt returner—Football Digest, College & Pro Football Newsweekly), John Mobley (1st team AP, The Sporting News, Pro Football Weekly, Football Digest; 2nd team College & Pro Football Newsweekly), Tom Nalen (2nd team College & Pro Football Newsweekly), Mark Schlereth (Sports Illustrated), Shannon Sharpe (AP, The Sporting News, USA Today, Pro Football Weekly, College & Pro Football Newsweekly 1st team; Football Digest 2nd team). **AII-AFC:** John Elway (Pro Football Weekly, Football News), Darrien Gordon (punt returner—Pro Football Weekly, Football News), John Mobley (Pro Football Weekly), Shannon Sharpe (Pro Football Weekly). **Super Bowl XXXII Most Valuable Player (Pete Rozelle Trophy):** Terrell Davis. **AFC Player of the Year:** Terrell Davis (Football News, Touchdown Club of Columbus). **AFC Offensive Player of the Year:** Terrell Davis (Kansas City 101 Club). **San Diego Hall of Champions Professional Star of the Year:** Terrell Davis. **Colorado Sports Hall of Fame King of the Hill Award:** Terrell Davis. **ESPY Award for Best Performance Under Pressure:** Terrell Davis.

598

1996

Pro Bowl: Steve Atwater, Tyrone Braxton, Terrell Davis, John Elway, Michael Dean Perry, Bill Romanowski, Shannon Sharpe, Alfred Williams, Gary Zimmerman (Atwater, Elway and Zimmerman did not play in game due to injury). **AII-NFL:** Steve Atwater (AP 2nd team), Terrell Davis (AP, Sports Illustrated, The Sporting News, USA Today, Pro Football Weekly, Football News, College & Pro Football Newsweekly), John Elway (AP 2nd team, College & Pro Football Newsweekly 2nd team, Football Digest 2nd team), Bill Romanowski (College & Pro Football Newsweekly 2nd team), Shannon Sharpe (AP, Sports Illustrated, The Sporting News, Pro Football Weekly, Football Digest, College & Pro Football Newsweekly), Alfred Williams (AP, The Sporting News, Pro Football Weekly, Football Digest, College & Pro Football Newsweekly 2nd team), Gary Zimmerman (AP, Sports Illustrated, The Sporting News, Pro Football Weekly, Football Digest, College & Pro Football Newsweekly). **AII-AFC:** Steve Atwater (UPI, Pro Football Weekly), Tyrone Braxton (Football News, UPI 2nd team), Terrell Davis (UPI, Football News), John Elway (UPI, Pro Football Weekly, Football News), Michael Dean Perry (UPI 2nd team), Bill Romanowski (UPI 2nd team), Shannon Sharpe (UPI, Football News), Alfred Williams (UPI, Football News), Gary Zimmerman (UPI, Football News). **NFL AII-Rookie Team:** John Mobley (Pro Football Weekly, Football News, College & Pro Football Newsweekly). **NFL Most Valuable Player:** Terrell Davis (Sports Illustrated). **NFL Offensive Player of the Year:** Terrell Davis (AP). **AFC Player of the Year:** John Elway (Football News, Touchdown Club of Columbus). **AFC Most Valuable Player:** John Elway (NFLPA). **AFC Offensive Player of the Year:** Terrell Davis (UPI), John Elway (Kansas City 101 Club). **NFL Coach of the Year:** Mike Shanahan (Touchdown Club of Columbus). **AFC Coach of the Year:** Mike Shanahan (Kansas City 101 Club).

1995

Pro Bowl: Steve Atwater, Jason Elam, Glyn Milburn, Anthony Miller, Shannon Sharpe, Gary Zimmerman (Zimmerman did not play in game due to injury). **AII-NFL:** Steve Atwater (College & Pro Football Newsweekly 2nd team), Jason Elam (AP 2nd team, College & Pro Football Newsweekly 2nd team, Football Digest 2nd team), Glyn Milburn (AP 2nd team, Sporting News 1st team, College & Pro Football Newsweekly 2nd team, Football Digest 1st team), Shannon Sharpe (AP 2nd team), Gary Zimmerman (AP 2nd team, Football Digest 1st team). **AII-AFC:** Steve Atwater (UPI 1st team), Terrell Davis (UPI 2nd team), Jason Elam (UPI 1st team), Glyn Milburn (Football News 1st team), Michael Dean Perry (UPI 2nd team), Shannon Sharpe (UPI 2nd team), Gary Zimmerman (Football News 1st team, UPI 1st team). **NFL AII-Rookie Team:** Terrell Davis (College & Pro Football Newsweekly, Football News, Pro Football Weekly). **NFL Rookie of the Year:** Terrell Davis (Football Digest). **Earl Hartman Awards (Broncos Most Valuable Players):** Terrell Davis (offense), Steve Atwater (defense), Glyn Milburn (special teams). **Bob Peck Award (Most Inspirational Player):** Michael Dean Perry. **Bob Martin Award (For cooperation with local media):** Lionel Washington.

1994

Pro Bowl: Steve Atwater, John Elway, Shannon Sharpe, Gary Zimmerman (Sharpe did not play in game). **AII-NFL:** Shannon Sharpe (College & Pro Football Newsweekly 2nd team, Football Digest 2nd team). **AII-AFC:** Tom Rouen (UPI 2nd team), Shannon Sharpe (UPI 2nd team), Gary Zimmerman (UPI 2nd team). **Earl Hartman Awards (Broncos Most Valuable Players):** John Elway (offense), Steve Atwater (defense), Ray Jacobs (special teams). **Bob Peck Award (Most Inspirational Player):** Shannon Sharpe. **Bob Martin Award (For cooperation with local media):** Shannon Sharpe.

1993

Pro Bowl: Steve Atwater, John Elway, Karl Mecklenburg, Shannon Sharpe, Dennis Smith. **AII-NFL:** Shannon Sharpe (AP, Pro Football Weekly/Pro Football Writers of America, The Sporting News, Sports Illustrated, College & Pro Football Newsweekly, Football Digest), John Elway (AP 2nd team, College & Pro Football Newsweekly 2nd team, Football Digest 2nd team), Simon Fletcher (Football Digest 2nd team), Dennis Smith (College & Pro Football Newsweekly 2nd team), Gary Zimmerman (AP 2nd team, College & Pro Football Newsweekly 2nd team). **AII-AFC:** Steve Atwater (UPI, Football News), John Elway (UPI, Football News), Shannon Sharpe (UPI, Football News). **NFL AII-Rookie:** Jason Elam (Pro Football Weekly/Pro Football Writers of America, Football News, College & Pro Football Newsweekly, Football Digest). **AFC Most Valuable Player:** John Elway (NFL Players Association). **AFC Player of the Year:** John Elway (Football News). **AFC Offensive Player of the Year:** John Elway (UPI, Kansas City 101 Club). **Rookie Coach of the Year:** Wade Phillips (College & Pro Football Newsweekly). **Earl Hartman Awards (Broncos Most Valuable Players):** John Elway (offense), Simon Fletcher (offense), Reggie Rivers (special teams). **Bob Peck Award (Most Inspirational Player):** Dennis Smith. **Bob Martin Award (For cooperation with local media):** Tyrone Braxton.

1992

Pro Bowl: Steve Atwater, Michael Brooks, Shannon Sharpe. **AII-NFL:** Steve Atwater (AP, Pro Football Weekly/Pro Football Writers of America, The Sporting News, Football Digest, NEA), Michael Brooks (Sports Illustrated, College and Pro Football Newsweekly 2nd team), Greg Kragen (AP 2nd team, College and Pro Football Newsweekly 2nd team). **AII-AFC:** Steve Atwater (Football News). **NFL AII-Rookie:** Russell Freeman (Football News, College and Pro Football Newsweekly), Arthur Marshall (Pro Football Weekly/Pro Football Writers of America, Football News, College and Pro Football Newsweekly). **Colorado Sports Hall of Fame Pro Athlete of the Year:** Michael Brooks. **Earl Hartman Awards (Broncos Most Valuable Players):** John Elway (offense), Simon Fletcher (defense), Keith Traylor (special teams). **Bob Peck Award (Most Inspirational Player):** Dennis Smith. **Bob Martin Award (For cooperation with local media):** Reggie Rivers.

1991

Pro Bowl: John Elway, Steve Atwater, Gaston Green, Karl Mecklenburg, Dennis Smith. **AII-NFL:** Steve Atwater (AP, Pro Football Weekly, College and Pro Football Newsweekly 2nd-team), Greg Kragen (Sports Illustrated). **AII-AFC:** Steve Atwater (Football News, Pro Football Weekly). **AFC Coach of the Year:** Dan Reeves (Football News, Kansas City 101 Club). **NFL Rookie of the Year:** Mike Croel (Bert Bell Award-World Almanac, Pro Football Weekly, Washington Touchdown Club, Pro-Set). **AFC Defensive Rookie of the Year:** Mike Croel (AP, College and Pro Football Newsweekly). **NFL AII-Rookie:** Mike Croel (Football News, Pro Football Weekly, College and Pro Football Newsweekly, Football Digest), Reggie Johnson (Pro Football Digest), Keith Traylor (Pro Football Weekly, Football Digest). **Earl Hartman Awards (Broncos Most Valuable Players):** John Elway (offense), Dennis Smith (defense), Alton Montgomery (special teams). **Bob Peck Memorial Award (Most Inspirational Player):** Kenny Walker. **Bob Martin Award (For cooperation with local media):** Greg Kragen.

1990

Pro Bowl: Steve Atwater, Bobby Humphrey, Dennis Smith. **AII-NFL:** Steve Atwater (College and Pro Football Newsweekly-second team), Mike Horan (College and Pro Football Newsweekly-second team). **AII-AFC:** Steve Atwater (UPI, Football News), Mike Horan (UPI-second team, Football News). **Earl Hartman Award (Broncos Most Valuable Players):** Bobby Humphrey (offense), Steve Atwater (defense), Kevin Clark (special teams). **Bob Peck Memorial Award (Most Inspirational Player):** Keith Kartz. **Bob Martin Award (for cooperation with media):** Mark Jackson.

599

1989

Pro Bowl: John Elway, Greg Kragen, Karl Mecklenburg, Dennis Smith, David Treadwell. **AII-NFL:** Mike Horan (College and Pro Football Newsweekly 2nd team), Karl Mecklenburg (AP, Pro Football Weekly, Sports Illustrated, NEA-World Almanac, Football Digest), Dennis Smith (AP 2nd team). **AII-AFC:** Greg Kragen (Pro Football Weekly), Karl Mecklenburg (UPI, Pro Football Weekly, Football News), Dennis Smith (Pro Football Weekly, UPI 2nd team), David Treadwell (UPI, Pro Football Weekly, Football News). **NFL Rookie of the Year:** Bobby Humphrey (Touchdown Club of Washington, D.C.). **NFL Offensive Rookie of the Year:** Bobby Humphrey (NFL Players Association). **NFL Defensive Rookie of the Year:** Steve Atwater (Football Digest). **AFC Offensive Rookie of the Year:** Bobby Humphrey (Mackey Award). **NFL All-Rookie:** Steve Atwater (UPI, Pro Football Weekly, PFWA, College and Pro Football Newsweekly, Football Digest), Bobby Humphrey (UPI, Pro Football Weekly, PFWA, College and Pro Football Newsweekly), David Treadwell (Football Digest), Doug Widell (College and Pro Football Newsweekly, Football Digest). **Colorado Sports Hall of Fame Pro Athlete of the Year:** Bobby Humphrey. **Earl Hartman Award Winners (Broncos Most Valuable Players):** Bobby Humphrey (offense), Dennis Smith (defense), David Treadwell (special teams). **Bob Peck Memorial Award (Most Inspirational Player):** Marc Munford.

1988

Pro Bowl: Mike Horan. **AII-NFL:** Mike Horan (AP, PFWA, The Sporting News, College and Pro Football Newsweekly, Sports Illustrated, World Almanac 2nd team). **AII-AFC:** Mike Horan (UPI, Football News). **NFL All-Rookie:** Gerald Perry (UPI, Football Digest). **Earl Hartman Award Winners (Broncos Most Valuable Players):** John Elway and Sammy Winder (offense), Simon Fletcher (defense), Ken Bell (special teams). **Bob Peck Memorial Award (Most Inspirational Player):** Keith Bishop and Billy Bryan.

1987

Pro Bowl: Keith Bishop, John Elway, Karl Mecklenburg. **AII-NFL:** Keith Bishop (Sports Illustrated, NEA-second team), John Elway (The Sporting News, NEA, AP-second team), Karl Mecklenburg (NEA, AP-second team). **AII-AFC:** Keith Bishop (UPI-second team), John Elway (UPI, Pro Football Weekly, Football News), Rulon Jones (UPI-second team), Karl Mecklenburg (UPI, Pro Football Weekly, Football News). **NFL Most Valuable Player:** John Elway (AP). **AFC Most Valuable Player:** John Elway (NFLPA). **AFC Player of the Year:** John Elway (Football News). **AFC Offensive Player of the Year:** John Elway (UPI, Kansas City 101 Club). **NFL All-Rookie:** Ricky Nattiel (UPI, College and Pro Football Newsweekly, Football Digest, PFWA, Pro Football Weekly). **Earl Hartman Award Winners (Broncos Most Valuable Players):** John Elway (offense), Karl Mecklenburg (defense), Ken Bell (special teams). **Bob Peck Memorial Award (Most Inspirational Player):** Keith Bishop.

1986

Pro Bowl: Keith Bishop, John Elway, Rulon Jones, Karl Mecklenburg, Dennis Smith, Sammy Winder. **AII-NFL:** John Elway (AP-honorable mention), Keith Bishop (AP-honorable mention), Mike Harden (AP-honorable mention), Rulon Jones (AP, Pro Football Weekly, Sports Illustrated, PFWA, The Sporting News, Football News, Football Digest, NEA-second team), Karl Mecklenburg (AP, Pro Football Weekly, Sports Illustrated, PFWA, The Sporting News, Football News, Football Digest, NEA), Dennis Smith (AP-honorable mention, Football News second team, NEA). **AII-AFC:** Keith Bishop (UPI-second team, Football News), John Elway (UPI-second team), Rulon Jones (UPI, Pro Football Weekly, Football News), Karl Mecklenburg (UPI, Pro Football Weekly, Football News). **Dennis Smith (Pro Football Weekly), Gerald Willhite (UPI-second team). AFC Defensive Player of the Year:** Rulon Jones (UPI). **AFC Player of the Year:** Karl Mecklenburg (Football News). **Colorado Sports Hall of Fame King of the Hill Award:** John Elway. **Seattle Gold Helmet Award (Professional Football Player of the Year):** John Elway. **Earl Hartman Award Winners (Broncos Most Valuable Players):** John Elway (offense), Mike Harden (defense), Darren Comeaux (special teams). **Bob Peck Memorial Award (Most Inspirational Player):** Tom Jackson.

1985

Pro Bowl: Rulon Jones, Karl Mecklenburg, Dennis Smith, Louis Wright. **AII-NFL:** John Elway (AP-honorable mention), Rulon Jones (AP-2nd team, The Sporting News, Sports Illustrated), Karl Mecklenburg (AP, Sports Illustrated, PFWA, The Football News, NEA), Dennis Smith (AP-honorable mention), Louis Wright (AP honorable mention). **AII-AFC:** Rulon Jones (UPI), Karl Mecklenburg (UPI), Dennis Smith (UPI-2nd team), Louis Wright (UPI). **Earl Hartman Award Winners (Broncos Most Valuable Players):** John Elway (offense), Rulon Jones (defense), Daniel Hunter (special teams). **Bob Peck Memorial Award (Most Inspirational Player):** Tom Jackson.

1984

Pro Bowl: Sammy Winder. **AII-NFL:** Tom Jackson (CPFW-2nd team), Dennis Smith (Pro Football Weekly, CPFW-2nd team), Louis Wright (The Sporting News, Sports Illustrated, Pro Football Weekly, NEA-2nd team, CPFW-2nd team). **AII-AFC:** Tom Jackson (Pro Football Weekly, UPI 2nd team), Dennis Smith (Pro Football Weekly, UPI-2nd team), Sammy Winder (UPI-2nd team), Louis Wright (Pro Football Weekly, UPI-2nd team). **AII-Rookie:** Winford Hood (UPI), Clarence Kay (PFWA, Pro Football Weekly). **Colorado Sports Hall of Fame Pro Athlete of the Year:** Tom Jackson. **Earl Hartman Award Winners (Broncos Most Valuable Players):** Steve Watson (offense), Louis Wright (defense), Ken Woodard (special teams). **Bob Peck Memorial Award (Most Inspirational Player):** Tom Jackson. **NFL Coach of the Year:** Dan Reeves (NFL-Sports Illustrated, Pro Football Weekly, College and Pro Football Newsweekly, AFC-Kansas City 101 Club, Football News.)

1983

Pro Bowl: Randy Gradishar, Louis Wright (DNP). **AII-NFL:** Randy Gradishar (AP-2nd team), Louis Wright (NEA, CPFN-2nd team). **AII-AFC:** Randy Gradishar (UPI-2nd team). **Earl Hartman Award Winners (Broncos Most Valuable Players):** Steve Watson (offense), Randy Gradishar (defense), Ken Woodard (special teams). **Bob Peck Memorial Award (Most Inspirational Player):** Tom Jackson.

1982

Pro Bowl: Randy Gradishar, Luke Prestridge, Rick Upchurch. **AII-NFL:** Randy Gradishar (Football Digest), Luke Prestridge (AP, Football Digest), Rick Upchurch (AP, Football Digest). **AII-AFC:** Randy Gradishar (UPI), Luke Prestridge (UPI). **Earl Hartman Award Winners (Broncos Most Valuable Players):** Billy Bryan (offense), Louis Wright (defense), Rick Upchurch and Rob Lytle (special teams). **Bob Peck Memorial Award (Most Inspirational Player):** Tom Jackson.

1981

Pro Bowl: Randy Gradishar, Bob Swenson, Bill Thompson, Steve Watson. **AII-NFL:** Bob Swenson (AP, NEA, The Sporting News), Randy Gradishar (AP 2nd team, NEA-2nd team, Pro Football Weekly, The Sporting News). **AII-AFC:** Randy Gradishar (UPI), Bill Thompson (UPI), Steve Watson (UPI), Bob Swenson (UPI-2nd team), Louis Wright (UPI-2nd team). **Earl Hartman Award Winners (Broncos Most Valuable Players):** Steve Watson (offense), Bob Swenson (defense), Jim Ryan (special teams). **Bob Peck Memorial Award (Most Inspirational Player):** Tom Jackson.

1980

AII-NFL: Randy Gradishar (The Sporting News), Fred Steinfort (Pro Football Weekly, The Sporting News). **AII-AFC:** Fred Steinfort (UPI). **Pro Football Weekly Golden Toe Award:** Fred Steinfort. **Earl Hartman Award Winners (Broncos Most Valuable Players):** Bill Bryan (offense), Randy Gradishar (defense), Fred Steinfort (special teams).

1979

Pro Bowl: Randy Gradishar, Tom Jackson, Rick Upchurch, Louis Wright, **AII-NFL:** Randy Gradishar (PFWA, Pro Football Weekly, AP-2nd team), Rick Upchurch (PFWA, Pro Football Weekly, AP-2nd team), Louis Wright (AP, NEA, PFWA, Pro Football Weekly). **AII-AFC:** Randy Gradishar (Pro Football Weekly, The Sporting News, UPI-2nd team), Bob Swenson (UPI-2nd team), Bill Thompson (UPI), Rick Upchurch (Pro Football Weekly), Louis Wright (UPI, Pro Football Weekly, The Sporting News). **Earl Hartman Award Winners (Broncos Most Valuable Players):** Craig Morton (offense), Bob Swenson (defense), Larry Canada (special teams).

1978

Pro Bowl: Lyle Alzado, Randy Gradishar, Tom Jackson, Riley Odoms, Bill Thompson, Rick Upchurch, Louis Wright. **AII-NFL:** Lyle Alzado (AP), Randy Gradishar (AP, PFWA, PFW, NEA), Tom Jackson (AP), Rick Upchurch (AP, PFWA, PFW), Louis Wright (AP, PFWA, PFW, NEA). **AII-AFC:** Lyle Alzado (UPI, PFW, TSN), Steve Foley (UPI), Randy Gradishar (UPI, PFW, TSN), Tom Jackson (UPI), Bill Thompson (UPI, PFW, TSN), Rick Upchurch (PFW), Louis Wright (UPI, PFW, TSN). **NFL Defensive Player of the Year:** Randy Gradishar (AP, PFW, NEA). **AFC Defensive Player of the Year:** Randy Gradishar (UPI, Kansas City 101 Club). **NFL Defensive Lineman of the Year:** Barney Chavous (*Pittsburgh Courier*). **Colorado Sports Hall of Fame Pro Athlete of the Year:** Randy Gradishar. **Earl Hartman Award Winners (Broncos Most Valuable Players):** Riley Odoms (offense), Randy Gradishar (defense), Maurice Harvey (special teams).

1977

Pro Bowl: Lyle Alzado, Randy Gradishar, Tom Jackson, Bill Thompson, Louis Wright. **AII-NFL:** Lyle Alzado (AP, UPI, PFW), Randy Gradishar (AP, UPI, PFW), Tom Jackson (AP, UPI, PFW), Bill Thompson (AP). **AII-AFC:** Louis Wright (PFW), Bill Thompson (PFW). **AFC Defensive Player of the Year:** Lyle Alzado (Kansas City 101 Club). **Colorado Sports Hall of Fame Pro Athlete of the Year:** Craig Morton. **Earl Hartman Award Winners (Broncos Most Valuable Players):** Craig Morton (offense), Tom Jackson (defense), Rick Upchurch (special teams). **NFL Coach of the Year:** Red Miller (AP, UPI, PFW, TSN, Football Digest, Washington Touchdown Club, Kansas City 101 Club, Columbus Touchdown Club).

1976

Pro Bowl: Rick Upchurch, Otis Armstrong. **AII-NFL:** Rick Upchurch. **Earl Hartman Award Winners (Broncos Most Valuable Players):** Riley Odoms (offense), Tom Jackson (defense), Rick Upchurch (special teams).

1975

Pro Bowl: Randy Gradishar, Riley Odoms. **AII-Pro:** Riley Odoms. **Earl Hartman Award Winners (Broncos Most Valuable Players):** Bobby Maples (offense), Lyle Alzado (defense), Jim Turner (special teams).

1974

Pro Bowl: Otis Armstrong, Riley Odoms. **AII-Pro:** Riley Odoms, Otis Armstrong. **Earl Hartman Award Winners (Broncos Most Valuable Players):** Otis Armstrong (offense), Tom Jackson (defense), Ken Criter (special teams).

1973

Pro Bowl: Floyd Little, Haven Moses, Paul Smith, Riley Odoms. **AII-Pro:** Riley Odoms. **Earl Hartman Award Winners (Broncos Most Valuable Players):** Charley Johnson (offense), Paul Smith (defense). **Colorado Sports Hall of Fame Pro Athlete of the Year:** Paul Smith. **AFC Coach of the Year:** John Ralston (AP, UPI, PFWA, Kansas City 101 Club). **NFLPA Rookie of the Year:** Barney Chavous. **AII-Rookie:** Barney Chavous (AP, UPI)

1972

Pro Bowl: Paul Smith. **Colorado Sports Hall of Fame Pro Athlete of the Year:** Floyd Little.

1971

Pro Bowl: Floyd Little, Rich Jackson.

1970

Pro Bowl: Floyd Little, Rich Jackson, **AII-Pro:** Rich Jackson. **Colorado Sports Hall of Fame Pro Athlete of the Year:** Rich Jackson.

1969

AII-AFL: Floyd Little, Rich Jackson. **AFL All-Star Game:** Rich Jackson, Al Denson, Mike Current, George Goeddeke, Floyd Little, Dave Costa.

1968

AII-AFL: Rich Jackson. **AFL All-Star Game:** Floyd Little, Dave Costa, Rich Jackson.

1967

AFL All-Star Game: Al Denson, Larry Kaminiski, Dave Costa, Nemiah Wilson.

1966

AII-AFL: Bob Scarpitto. **AFL All-Star Game:** Bob Scarpitto, Jerry Sturm, Goose Gonsoulin, John Bramlett.

1965

AII-AFL: Cookie Gilchrist, Lionel Taylor, Eldon Danenhauer. **AFL All-Star Game:** Eldon Danenhauer, Cookie Gilchrist.

1964

AII-AFL: Willie Brown, **AFL All-Star Game:** Willie Brown, Jerry Sturm, Goose Gonsoulin, Jim Fraser.

1963

AII-AFL: Goose Gonsoulin. **AFL All-Star Game:** Bud McFadin, Goose Gonsoulin.

1962

AII-AFL: Bud McFadin, Goose Gonsoulin, Eldon Danenhauer, Bob Zeman. **AFL All-Star Game:** Eldon Danenhauer, Bud McFadin, Gene Mingo, Bob Zeman, Goose Gonsoulin, Jim Fraser, Lionel Taylor, Frank Tripucka. **AFL Coach of the Year:** Jack Faulkner (AP, UPI).

1961

AII-AFL: Lionel Taylor, Bud McFadin. **AFL All-Star Game:** Bud McFadin, Ken Adamson. Goose Gonsoulin, Don Stone.

1960

AII-AFL: Lionel Taylor, Bud McFadin, Goose Gonsoulin.

BRONCOS IN THE PRO BOWL (1970-2006)

(please see All-Time Honors, beginning on page 598, for year-by-year Broncos Pro Bowl and AFL All-Star Game participation.)
Current players in bold

PLAYER	PRO BOWLS AS A BRONCO	SEASON(S) SELECTED	PLAYER	PRO BOWLS AS A BRONCO	SEASON(S) SELECTED
Lyle Alzado	2	1977-1978	Anthony Miller	1	1995
Otis Armstrong	2	1974, 1976	Haven Moses	1	1973
Steve Atwater	8	1990-96, 1998	Tom Nalen	5	1997-2000, '03
Champ Bailey	3	2004-06	Riley Odoms	4	1973-75, 1978
Keith Bishop	2	1986-87	Deltha O'Neal	1	2001
Tyrone Braxton	1	1996	Michael Dean Perry	1	1996
Michael Brooks	1	1992	Clinton Portis	1	2003
Dwayne Carswell	1	2001	Luke Prestridge	1	1982
Terrell Davis	3	1996-98	Trevor Pryce	4	1999-2002
Jason Elam	3	1995, 1998, 2001	Bill Romanowski	2	1996, 1998
John Elway	9	1986, '87, '89, '91, 1993-94, 1996-98	Mark Schlereth	1	1998
Ian Gold	1	2001	Shannon Sharpe	7	1992-98
Randy Gradishar	7	1975, 1977-79, 1981-83	Dennis Smith	6	1985-86, 1989-91, 1993
Gaston Green	1	1991	Detron Smith	1	1999
Brian Griese	1	2000	Rod Smith	3	2000-01, '05
Mike Horan	1	1988	Neil Smith	1	1997
Bobby Humphrey	1	1990	Paul Smith	2	1972-73
Rich Jackson	2	1970-71	Bob Swenson	1	1981
Tom Jackson	3	1977-79	Billy Thompson	3	1977-78, 1981
Tony Jones	1	1998	David Treadwell	1	1989
Rulon Jones	2	1985-86	Rick Upchurch	4	1976, 1978-79, 1982
Greg Kragen	1	1989	Steve Watson	1	1981
Floyd Little	3	1970-71, 73	Alfred Williams	1	1996
John Lynch	3	2004-06	Al Wilson	5	2001-03, '05-06
Ed McCaffrey	1	1998	Sammy Winder	2	1984, 1986
Karl Mecklenburg	6	1985-87, 1989, 1991, 1993	Louis Wright	5	1977-79, 1983, 1985
Glyn Milburn	1	1995	Gary Zimmerman	3	1994-96

BRONCOS IN THE AFL ALL-STAR GAME (1960-69)

Ken Adamson	1	1961
John Bramlett	1	1966
Willie Brown	1	1964
Dave Costa	3	1967, 1968, 1969
Mike Current	1	1969
Eldon Danenhauer	2	1962, 1965
Al Denson	2	1967, 1969
Jim Fraser	2	1962, 1964
Cookie Gilchrist	1	1965
George Goeddeke	1	1969
Goose Gonsoulin	5	1961, 1962, 1963, 1964, 1966
Rich Jackson	2	1968, 1969
Larry Kaminski	1	1967
Floyd Little	2	1968, 1969
Bud McFadin	3	1961, 1962, 1963
Gene Mingo	1	1962
Bob Scarpitto	1	1966
Don Stone	1	1961
Jerry Sturm	2	1964, 1966
Lionel Taylor	1	1962
Frank Tripucka	1	1962
Nemiah Wilson	1	1967
Bob Zeman	1	1962

BRONCOS ALL-TIME NFL HONORS

NFL MOST VALUABLE PLAYER (AP)

1998	RB Terrell Davis	(16 starts / 392 att., 2008 yds., 5.1 avg., 21 TDs / 25 rec., 217 yds., 8.7 avg., 2 TDs)
1987	QB John Elway	(12 starts / 224-410, 54.6%, 3198 yds., 19 TDs, 12 INTs / 66 att., 304 yds., 4.6 avg., 4 TDs)

NFL OFFENSIVE PLAYER OF THE YEAR (AP)

1998	RB Terrell Davis	(16 starts / 392 att., 2008 yds., 5.1 avg., 21 TDs / 25 rec., 217 yds., 8.7 avg., 2 TDs)
1996	RB Terrell Davis	(16 starts / 345 att., 1538 yds., 4.5 avg., 13 TDs / 36 rec., 310 yds., 8.6 avg., 2 TDs)

NFL DEFENSIVE PLAYER OF THE YEAR (AP)

1978	LB Randy Gradishar	(16 starts / 286 tackles, incl. 190 solo, 4 INTs, 2 FF, 1 returned for a TD)
------	--------------------	--

NFL OFFENSIVE ROOKIE OF THE YEAR (AP)

2002	RB Clinton Portis	(16 gms., 12 starts / 273 att., 1508 yds., 5.5 avg., 15 TD / 33 rec., 364 yds., 11.0 avg., 2 TD)
2000	RB Mike Anderson	(16 gms., 12 starts / 297 att., 1487 yds., 5.0 avg., 15 TD / 23 rec., 169 yds., 7.3 avg.)

NFL DEFENSIVE ROOKIE OF THE YEAR (AP)

1991	LB Mike Croel	(13 gms., 10 starts / 84 tackles, incl. 55 solo, 10 sacks, -65 yds., 4 FF, 2 PD)
------	---------------	--

AFC OFFENSIVE PLAYER OF THE MONTH

(Initiated by NFL in 1986)

2001	QB Brian Griese	September	(60-93, 64.5%, 763 yds., 7 TDs, 2 INTs, 106.2 rating)
2000	RB Mike Anderson	December	(104 att., 516 yds., 5.0 avg., 8 TDs / 4 rec., 34 yds., 8.5 avg.)
2000	WR Rod Smith	November	(26 rec., 479 yds., 18.4 avg., 1 TD / 3 rush., 78 yds., 26 avg., 1 TD)
1998	RB Terrell Davis	October	(81 att., 512 yds., 6.3 avg., 6 TDs / 5 rec., 76 yds., 15.2 avg.)
1998	RB Terrell Davis	September	(94 att., 489 yds., 5.2 avg., 6 TDs / 4 rec., 22 yds., 5.5 avg.)
1997	QB John Elway	November	(94-149, 61.7%, 1231 yds., 8 TDs, 0 INTs / 23 att., 60 yds., 2.6 avg.)
1997	RB Terrell Davis	September	(118 att., 605 yds., 5.1 avg., 4 TDs / 6 rec., 31 yds., 5.2 avg.)
1996	QB John Elway	October	(73-111, 65.8%, 935 yds., 10 TDs, 3 INTs / 18 att., 110 yds., 6.1 avg., TD)
1996	RB Terrell Davis	September	(112 att., 573 yds., 5.1 avg., 4 TDs / 10 rec., 83 yds., 8.3 avg.)

AFC DEFENSIVE PLAYER OF THE MONTH

(Initiated by NFL in 1986)

2006	CB Champ Bailey	October	(3 INTs, 21 tackles, 9 PBUs)
2005	CB Champ Bailey	November	(3 INTs, 1 TD on INT return, 20 tackles, 5 PBUs)
2001	CB Deltha O'Neal	October	(6 INTs, 17 tackles)
1991	LB Simon Fletcher	December	(5 sacks, -39 yds., 15 tackles)
1989	LB Karl Mecklenburg	November	(4.5 sacks, -40 yds., 18 tackles)
1989	S Dennis Smith	October	(2 INTs, 22 tackles, 2 FF, 1 FR)
1986	DE Rulon Jones	October	(8.5 sacks, -142 yds., 33 tackles)

AFC SPECIAL TEAMS PLAYER OF THE MONTH

(Initiated by NFL in 1993)

2005	P Todd Sauerbrun	October	(11-of-28 punts downed inside 20, 45.3 gross avg., 39.1 net avg.)
2004	KR Reuben Droughns	September	(8 kick returns, 244 yds., 30.5 avg.)
2001	K Jason Elam	November	(11-12 FGs, 5-5 PATs, 38 pts.)

NFL OFFENSIVE ROOKIE OF THE MONTH

2002	RB Clinton Portis	October	(79 att., 358 yds., 4.5 avg., 3 TDs. / 11 rec., 98 yds., 8.9 avg., 1 TD)
2000	RB Mike Anderson	December	(104 att., 516 yds., 5.0 avg., 8 TDs / 4 rec., 34 yds., 8.5 avg.)
2000	RB Mike Anderson	September	(85 att., 403 yds., 4.7 avg., 3 TDs / 5 rec., 39 yds., 7.8 avg.)

NFL DEFENSIVE ROOKIE OF THE MONTH

2004	LB D.J. Williams	December	(40 tackles, 1 sack, 1 INT., 1 FF, and 4 PD)
------	------------------	----------	--

AFC OFFENSIVE PLAYER OF THE WEEK

(Initiated by NFL in 1984)

2005	WR Rod Smith	Week 15	at Buffalo	(11 rec., 137 yds., 12.5 avg., 1 TD)
2005	QB Jake Plummer	Week 8	vs. Philadelphia	(22-35, 62.9%, 309 yds., 4 TD, 129.3 rtg.)
2004	QB Jake Plummer	Week 17	vs. Indianapolis	(17-30, 58.2%, 246 yds., 2 TD, 105.7 rtg.)
2003	RB Clinton Portis	Week 14	vs. Kansas City	(22 att., 218 yds., 9.9 avg., 5 TD / 2 rec., 36 yds., 18.0 avg.)
2003	TE Shannon Sharpe	Week 11	vs. San Diego	(7 rec., 101 yds., 14.4 avg., 3 TD)
2003	QB Jake Plummer	Week 3	vs. Oakland	(14-21, 66.7%, 197 yds., 2 TD, 128.5 rtg.)
2002	TE Shannon Sharpe	Week 7	at Kansas City	(12 rec., 214 yds., 17.8 avg., 2 TD; *NFL TE rec.)
2001	QB Brian Griese	Week 1	vs. N.Y. Giants	(21-29, 72.4%, 330 yds., 3 TD, 144.3 rtg.)
2000	RB Mike Anderson	Week 14	at New Orleans	(37 att., 251 yds., 6.8 avg., 4 TD; *NFL rookie rec.)
2000	RB Mike Anderson	Week 13	at Seattle	(30 att., 195 yds., 6.5 avg., 2 TD / 2 rec., 14 yds.)
1999	RB Olandis Gary	Week 15	vs. Seattle	(22 att., 183 yds., 8.3 avg., / 2 rec., 16 yds.)
1999	QB Brian Griese	Week 6	vs. Green Bay	(19-31, 61.3%, 363 yds., 2 TD, 1 INT, 110.0 rtg.)
1998	RB Terrell Davis	Week 17	vs. Seattle	(29 att., 178 yds., 6.1 avg. / 2 rec., 17 yds., 1 TD)
1998	QB John Elway	Week 14	vs. Kansas City	(22-32, 68.8%, 400 yds., 2 TD, 1 INT, 119.3 rtg.)

BRONCOS ALL-TIME NFL HONORS, CONT.

1998	RB Terrell Davis	Week 8	vs. Jacksonville	(31 att., 136 yds., 4.4 avg., 3 TD / 5 rec., 76 yds.)
1998	RB Terrell Davis	Week 5	vs. Philadelphia	(20 att., 168 yds., 8.4 avg., 2 TD)
1998	RB Terrell Davis	Week 2	vs. Dallas	(23 att., 191 yds., 8.3 avg., 3 TD)
1997	QB John Elway	Week 10	vs. Seattle	(19-30, 63.3%, 252 yds., 2 TD, 112.1 rtg.)
1997	RB Terrell Davis	Week 4	vs. Cincinnati	(27 att., 215 yds., 8.0 avg., 1 TD / 2 rec., 13 yds.)
1996	RB Terrell Davis	Week 12	at New England	(32 att., 154 yds., 4.8 avg., 2 TD / 4 rec., 56 yds., 1 TD)
1996	RB Terrell Davis	Week 8	vs. Baltimore	(28 att., 194 yds., 6.9 avg., 2 TD / 3 rec. 19 yds.)
1995	QB John Elway	Week 17	at Oakland	(24-41, 58.5%, 320 yds., 2 TD, 1 INT, 89.5 rtg.)
1995	WR Anthony Miller	Week 7	vs. Oakland	(7 rec., 149 yds., 21.3 avg., 2 TD)
1995	QB John Elway	Week 3	vs. Washington	(30-47, 63.8%, 327 yds., 2 TD, 98.4 rtg.)
1994	QB John Elway	Week 9	vs. Cleveland	(30-41, 73.2%, 349 yds., 2 TD, 114.8 rtg.)
1993	TE Shannon Sharpe	Week 15	vs. Kansas City	(10 rec., 65 yds., 6.5 avg., 3 TD)
1993	QB John Elway	Week 12	vs. Pittsburgh	(18-25, 72%, 276 yds., 1 TD, 121.4 rtg.)
1993	QB John Elway	Week 10	at Cleveland	(17-23, 73.9%, 244 yds., 3 TD, 147.5 rtg.)
1992	QB John Elway	Week 5	vs. Kansas City	(23-38, 60.5%, 311 yds., 2 TD, 104.2 rtg.)
1992	QB John Elway	Week 1	vs. L.A. Raiders	(10-24, 41.7%, 171 yds., 1 INT, 49.1 rtg.)
1991	RB Gaston Green	Week 5	at Minnesota	(26 att., 158 yds., 6.1 avg. / 1 rec., 9 yds.)
1989	WR Vance Johnson	Week 12	vs. Seattle	(6 rec., 154 yds., 25.7 avg., 2 TD)
1989	QB John Elway	Week 7	at Seattle	(18-35, 51.4%, 344 yds., 2 TD, 104.9 rtg.)
1988	QB John Elway	Week 13	vs. L.A. Rams	(21-36, 58.3%, 272 yds., 3 TD, 1 INT, 98.4 rtg.)
1988	RB Tony Dorsett	Week 2	vs. San Diego	(23 att., 113 yds., 4.9 avg., 1 TD)
1987	RB Joe Duke	Week 5	vs. L.A. Raiders	(23 att., 128 yds., 5.6 avg., 2 TD)
1987	QB John Elway	Week 1	vs. Seattle	(22-32, 68.8%, 338 yds., 4 TD, 1 INT, 129.9 rtg.)
1986	QB John Elway	Week 13	vs. Cincinnati	(22-34, 64.7%, 228 yds., 3 TD, 113.4 rtg.)
1986	QB John Elway	Week 8	vs. Seattle	(18-32, 56.3%, 321 yds., 1 TD, 1 INT, 88.2 rtg.)
1984	QB John Elway	Week 10	vs. New England	(26-40, 65%, 315 yds., 3 TD, 1 INT, 103.6 rtg.)
1984	QB Gary Kubiak	Week 9	at L.A. Raiders	(21-34, 61.8%, 206 yds., 1 TD, 88.6 rtg.)

AFC DEFENSIVE PLAYER OF THE WEEK

(Initiated by NFL in 1984)

2005	S John Lynch	Week 17	at San Diego	(7 tackles, incl. 5 solo, 2 sacks, -12 yds., 2 FF)
2005	LB Al Wilson	Week 4	at Jacksonville	(6 tackles, incl. 4 solo, 1 sack, -2 yds., 2 FF)
2004	LB D.J. Williams	Week 16	at Tennessee	(7 tackles, incl. 5 solo, 1 INT, 10 yds., 3 PD)
2001	CB Denard Walker	Week 7	vs. New England	(6 tackles, incl. 5 solo, 2 INT, 39 yds., 1 TD)
2001	CB Deltha O'Neal	Week 4	vs. Kansas City	(2 tackles, both solo, 4 INT*, 69 yds., 2 PD; *tied NFL rec.)
2000	CB Terrell Buckley	Week 6	at San Diego	(2 tackles, both solo, 2 INT, 64 yds., 2 PD)
1999	LB Glenn Cadrez	Week 11	vs. Oakland	(11 tackles, incl. 8 solo, 3 sacks, -16 yds.)
1998	CB Darrien Gordon	Week 13	at San Diego	(4 tackles, incl. 3 solo, 2 INT, 34 yds., 1 FR)
1998	CB Ray Crockett	Week 3	at Oakland	(5 tackles, all solo, 2 INT, 105 yds., 80-yd. TD, 2 PD)
1997	LB John Mobley	Week 6	vs. New England	(15 tackles, incl. 12 solo, 1 INT, 13 yds., 1 TD, 1 FR)
1996	DE Alfred Williams	Week 3	vs. Tampa Bay	(3 tackles, all solo, 2 sacks, -14 yds., 2 FF, 1 FR)
1991	S Steve Atwater	Week 3	vs. Seattle	(7 tackles, incl. 6 solo, 1 INT, 1 yd., 1 FR)
1989	NT Greg Kragen	Week 10	at Kansas City	(6 tackles, incl. 5 solo, 1 sack, -9 yds., 1 FF)
1987	LB Karl Mecklenburg	Week 13	vs. New England	(8 tackles, incl. 7 solo, 2 INT, 25 yds.)
1986	CB Mike Harden	Week 9	at L.A. Raiders	(5 tackles, incl. 4 solo, 2 INT, 64 yds., 40-yd. TD, 3 PD)
1986	LB Karl Mecklenburg	Week 4	vs. New England	(11 tackles, incl. 9 solo, 2 sacks, -23 yds.)
1985	LB Karl Mecklenburg	Week 13	at Pittsburgh	(6 tackles, all solo, 4 sacks, -18 yds.)
1985	CB Louis Wright	Week 11	vs. San Diego	(3 tackles, all solo, 1 INT, 16 yds., 60-yd. blocked FG ret. TD in OT)
1984	S Steve Foley	Week 7	vs. Green Bay	(8 tackles, incl. 5 solo, 1 INT, 20 yds., -22-yd. FR for TD)

AFC SPECIAL TEAMS PLAYER OF THE WEEK

(Initiated by NFL in 1993)

2005	P Todd Sauerbrun	Week 6	vs. New England	(7 punts, 366 yds., 52.3 avg., 46.9 net., 2 IN20, 66LG)
2004	K Jason Elam	Week 4	at Tampa Bay	(3-3 FGs, 49/50/23, 1-1 PAT, 10 pts.; game-winner)
2004	P/K Micah Knorr	Week 1	vs. Kansas City	(2 punts, 113 yds., 56.5 avg., 43.3 net., 1 IN20, 66LG 6 KO for touchback)
2003	K Jason Elam	Week 15	vs. Cleveland	(3-3 FGs, 51/36/25, 2-2 PATs, 11 pts.; game-winner in OT)
2001	P Tom Rouen	Week 9	vs. San Diego	(6 punts, 319 yds., 53.2 avg., 52.3 net., 5 IN20, 62LG)
2000	LB Ian Gold	Week 11	vs. Oakland	(blocked a punt and returned it 12 yds. for a TD, 2 tackles)
1999	K Jason Elam	Week 9	at San Diego	(4-4 FGs, 24/41/44/55, 3-3 PATs, 15 pts.)
1998	KR Vaughn Hebronn	Week 16	at Miami	(4 KOR, 158 yds., 39.5 avg., 95-yd. KOR for a TD)
1998	KR Vaughn Hebronn	Week 9	at Cincinnati	(6 KOR, 161 yds., 26.8 avg., blocked a punt)
1998	K Jason Elam	Week 8	vs. Jacksonville	(3-3 FGs, 31/32/63*, 4-4 PATs, 13 pts.; *NFL rec.)
1997	PR Darrien Gordon	Week 11	vs. Carolina	(5 PR, 168 yds., 33.6 avg., 2 PR TDs* in 1st qtr.; *tied NFL rec.)
1995	KR Glyn Milburn	Week 15	vs. Seattle	(404 total yds., 131 rush., 45 rec., 95 PR, 133 KOR; *NFL rec.)
1995	KR Glyn Milburn	Week 12	vs. San Diego	(2 PR, 20 yds., 10.0 avg., 4 KOR, 177 yds., 44.3 avg.)
1994	DE Shane Dronett	Week 14	at Kansas City	(Blocked 37-yd. FG attempt with :02 remaining to forced OT)
1993	RB Reggie Rivers	Week 15	vs. Kansas City	(1 tackle, blocked a punt to set up go-ahead TD in 4th)

RETIRED JERSEY NUMBERS

The Denver Broncos have retired three jersey numbers in their 47-year history: the No. 7 worn by quarterback John Elway (1983-98), the No. 18 worn by quarterback Frank Tripucka (1960-63) and the No. 44 worn by running back Floyd Little (1967-75). The most recent addition was Elway's, retired Sept. 13, 1999, in a ceremony at halftime of the Broncos' season-opening game vs. Miami.



John Elway

7
John Elway, who wore number 7 from 1983-98, led the Broncos to five Super Bowl appearances and two World Championships and retired ranked second in nearly every all-time NFL passing category. Inducted into the Pro Football Hall of Fame in 2004, he passed for 51,475 yards and 300 touchdowns in his 16-year career and retired as the all-time winningest starting quarterback in NFL history with a career mark of 148-82-1 (.643). Elway was named Most Valuable Player of Super Bowl XXXIII, leading Denver to its second consecutive World Championship with a 34-19 defeat of the Atlanta Falcons, becoming the first player in NFL history to close his career by earning Super Bowl MVP honors in his final game. His image was forged early in his career as he developed a reputation for leading the Broncos to victory against seemingly insurmountable odds. Elway directed the Broncos on an NFL-record 47 fourth-quarter or overtime, game-winning or game-saving drives in his legendary career. Elway was inducted into the Denver Broncos' Ring of Fame in 1999—the first inductee for whom the customary five-year waiting period was waived. *The only other players to wear No. 7 in franchise history were quarterbacks Mickey Slaughter (1963-66) and Craig Morton (1977-82).*



Frank Tripucka

18
Frank Tripucka, who wore number 18 from 1960-63, was Denver's first quarterback and helped lay the foundation for the club's future success. One of the original Broncos, Tripucka played in the American Football League all-star game in 1962 and passed for 7,676 yards in his Denver career. His best statistical season came in 1960 when he completed 248-of-478 passes (51.9%) for 3,038 yards with 24 touchdowns. Tripucka's career passing total still ranks fifth in franchise history, and his single-game record of 447 yards at Buffalo, Sept. 15, 1962, remained the franchise record until broken in 2000. He also ranks fifth in completions (662) and attempts (1,277), sixth in touchdown passes (51) and guided Denver to its first .500 season with a 7-7 mark in 1962. Tripucka was inducted into the Broncos' Ring of Fame in 1986. *Tripucka is the only player in Broncos history to wear No. 18.*



Floyd Little

44
Floyd Little, who wore number 44 from 1967-75 with the Denver Broncos as well as during his legendary college career at Syracuse, retired as the Broncos' all-time career leader in rushing yards (6,323) and total touchdowns (54). He held both marks until 1998 when they were eclipsed by Terrell Davis, and he was the club's all-time leader in career combined yardage (12,173) until he was passed by Rod Smith in 2006. Little was All-AFL in 1969 and played in two AFL all-star games (1968, 1969) and three Pro Bowls (1970-71, '73). He is still ranked second in career rushing attempts (1,641) by a Bronco, and his 89-yard kickoff return in 1968 is the longest non-scoring kickoff return in club history. When Little retired, he ranked seventh in NFL history in career rushing yards. Little joined the Broncos in 1967 as the club's No. 1 draft choice, becoming the first No. 1 pick to sign with the team in its eight-year history. During his career, Little helped the Broncos to their first winning seasons in 1973 and '74 with back-to-back 7-5-2 and 7-6-1 marks, and he retired in 1975 with Denver just two years away from its first Super Bowl appearance. He was inducted into the club's Ring of Fame as part of its inaugural class in 1984. *The only other players to wear No. 44 in franchise history were defensive back Miller Farr in 1965 and halfback Bruce Starling in 1963.*

BRONCOS IN THE PRO FOOTBALL HALL OF FAME


JOHN ELWAY
QB
INDUCTED: 2004

(John Elway's full bio appears on page 608 in the Broncos' Ring of Fame section)

Quarterback **John Elway** is the Broncos' first inductee into the Pro Football Hall of Fame to have spent his entire career with the club, playing a franchise-record 16 seasons (1983-1998). Elected on Jan. 31, 2004, and inducted on Aug. 8, 2004, as a "first-ballot" Hall of Famer, Elway is arguably the best quarterback to have played the game. Whether judged by wins (he is the NFL's career quarterback leader with 148), championships (he capped his career with back-to-back Super Bowl wins and started in an NFL quarterback-record five Super Bowl games), statistical achievement (he ranks No. 3 in NFL history in passing yards, attempts and completions) or his flair for the dramatic (he holds the NFL record with 47 fourth-quarter or overtime game-winning or game-tying drives) Elway's combined accomplishments are unparalleled in the history of pro football. He is the only player in NFL history to pass for 3,000 yards and rush for 200 yards in the same season seven consecutive times and is only the second player in NFL history to record 40,000-plus passing yards and 3,000-plus yards rushing during his career.



Elway was selected to nine Pro Bowls, tied for most ever by a quarterback (Dan Marino and Warren Moon); was named first or second-team All-Pro three times and was voted first or second-team All-AFC five times. He was named the NFL's Most Valuable Player in 1987; was AFC Offensive Player of the Year in 1993; was voted to the NFL's All-Decade Team of the 1990s and was chosen Most Valuable Player of Super Bowl XXXIII, his final NFL game. Elway is the only player in NFL history to win that honor in his final NFL game.

Reflective of the rare place he holds in the history of the National Football League and in the hearts of Broncos fans around the world, Elway's uniform number seven was retired by Broncos owner Pat Bowlen in 1999. At that time, he also was inducted into the Broncos' Ring of Fame as the only member of the now 20-member group for whom the customary five-year waiting period was waived.



TONY DORSETT
RB
INDUCTED: 1994

Running Back **Tony Dorsett**, though best known for his brilliant 11-year tenure with the Dallas Cowboys, was a Denver Bronco during the 1988 and 1989 seasons. He joined the Broncos in 1988 and went on to lead the club in rushing that season with 703 yards on 181 carries. He spent the 1989 season on injured reserve before his retirement and was inducted into the Pro Football Hall of Fame in 1994.

Dorsett finished his career ranked second on the all-time NFL rushing list with 12,739 yards and now ranks seventh on that list. He captured rookie of the year honors in 1977 with the Cowboys, en route to four Pro Bowl selections (1978, 1981-83). His highest rushing total came in 1981 when he ran for 1,646 yards, just one of eight 1,000-yard seasons during his brilliant career. Dorsett also caught 398 passes for 3,554 yards (8.9 avg.) and accounted for 91 total touchdowns (77 rushing, 13 receiving, 1 fumble recovery).

Dorsett was a college star at the University of Pittsburgh, where he won the Heisman

Trophy in 1976 while leading the Panthers to the national title.


WILLIE BROWN
CB
INDUCTED: 1984


Cornerback **Willie Brown**, inducted into the Pro Football Hall of Fame in 1984, played for the Broncos from 1963-66 and was named All-American Football League in 1964. He intercepted nine passes that season, including a team-record four in one game (vs. New York, 11/15/64), and was named the outstanding back in the AFL All-Star game in January 1965.

The 6-foot-1, 195-pound Brown, who played his college ball at Grambling, joined the Broncos as a free agent in August 1963 and played four seasons with the club. In 50 games, he intercepted 15 passes and tallied 195 yards in returns while also returning three punts for 29 yards (9.7) and three kickoffs for 70 yards (23.3).

Brown was traded to Oakland in 1967 and played 12 seasons with the Raiders (1967-78). He was an all-league performer every year from 1968-73 while making three AFL All-Star game (1967-69) and four Pro Bowl (1970-73) appearances. In 16 seasons, Brown played in 204 games, intercepting 54 passes and returning two for touchdowns.

Other Hall of Fame members with ties to the Denver Broncos:

- **Stan Jones—Inducted 1991:** Honored for his 12-year playing career, he coached Denver's defensive line for 18 years (1967-71, 76-88).
- **Doak Walker—Inducted 1986:** Honored for his six-year playing career, he coached Denver's wide receivers in 1966.
- **Fred Gehrke—Hall of Fame Pioneer Award, 1972:** Sixteen-year team employee and Broncos General Manager from 1977-80. As a Los Angeles Rams halfback in 1948, he painted golden rams' horns on his team's helmets and thus started the trend toward today's colorful, uniquely-decorated helmets worn by all NFL teams.



DENVER BRONCOS RING OF FAME PROFILES

The Denver Broncos Ring of Fame was created in 1984 by team owner Pat Bowlen to honor former players and administrators who played significant roles in the franchise's history.

The Denver Broncos Ring of Fame roster grew to 20 in 2005 when safety **Steve Atwater** (1989-98) joined the Ring's distinguished membership. Before Atwater's induction, the most recent additions came in 2003 when tackle **Gary Zimmerman** was inducted and in 2001 when linebacker **Karl Mecklenburg** (1983-94) and safety **Dennis Smith** (1981-94) were enshrined.

Quarterback **John Elway** (1983-98) was inducted into the Ring of Fame in 1999 in a ceremony held at halftime of the Broncos' season-opening *Monday Night Football* game vs. Miami on Sept. 13, 1999. As testament to the legend he established during his 16-year career, Elway is the only inductee for whom the customary five-year waiting period was waived.

Elway's induction was the first since 1993 when cornerback **Louis Wright** (1975-86) joined the Ring of Fame, a year after linebacker **Tom Jackson** (1973-86) entered the Ring in 1992.


Linebacker **Randy Gradishar** (1974-83) was the only 1989 inductee, following the 1988 inductions of quarterback **Craig Morton** (1977-82), wide receiver **Haven Moses** (1972-81) and kicker **Jim Turner** (1971-79).

Former defensive back **Bill Thompson** (1969-81) was honored in 1987, and three players joined the elite group in 1986: quarterbacks **Frank Tripucka** (1960-63) and **Charley Johnson** (1972-75), and defensive end **Paul Smith** (1968-78).


In 1985, former owner **Gerald H. Phipps** became the first non-player to have his name placed on the Ring.

The Ring of Fame was established in 1984 with an inaugural class of four members: running back **Floyd Little** (1967-75), defensive end **Rich Jackson** (1967-72), wide receiver **Lionel Taylor** (1960-66) and safety **Austin "Goose" Gonsoulin** (1960-66).

The Ring of Fame is displayed on the Level 5 facade of INVESCO Field at Mile High. The following are biographical sketches of each of the 20 Ring of Fame members, in alphabetical order. *The profiles begin below with Elway's and continue with Atwater's on page 621.*



JOHN ELWAY
 6-3 • 215 • STANFORD
YEAR INDUCTED: 1999
YEARS WITH BRONCOS: 1983-98
QUARTERBACK



CAREER—REGULAR SEASON: John Elway, whose No. 7 jersey was retired Sept. 13, 1999, in a ceremony at halftime of the Broncos' season opener vs. Miami, capped his brilliant career in 1998 by winning Most Valuable Player honors in Super Bowl XXXIII, leading the Denver Broncos to their second consecutive World Championship. Following his playing career, Elway was inducted into the Pro Football Hall of Fame on Aug. 8, 2004, in a ceremony held at Fawcett Stadium in Canton, Ohio. He wrapped up his stellar career by posting the highest quarterback rating of his career (93.0) in his final campaign. At the close of the 1998 season, Elway ranked second among active NFL players for number of appearances with one team (234) and retired having played in and started more games (231) in more seasons (16) than any player in Denver Broncos history. Elway, the NFL's all-time winningest starting quarterback (148-82-1; .643), was voted to a franchise-record nine Pro Bowl appearances (1986 season, '87, '89, '91, '93, '94, '96, '97 and '98)—tied for the most ever by a quarterback (Marino, Moon)—and as a starter six times ('87, '89, '93, '96, '97 and '98). He was the NFL's Most Valuable Player in 1987 and AFC Player of the Year in 1993, and was named AFC Offensive Player of the Week 15 times and AFC Offensive Player of the Month twice. Elway was named the Edge NFL Man of the Year for 1992 and was inducted into the Colorado Sports Hall of Fame in 1999 while also being named to the NFL's All-Decade team for the 1990s (first team). He ranks third behind Dan Marino and Brett Favre in most major NFL career passing categories, including passing yards (51,475), attempts (7,250), completions (4,123) and total offense (54,882). He also figures fourth in total touchdowns (behind Marino, Favre and Fran Tarkenton) with 334 (300 passing/33 rushing/1 receiving), fourth in passing touchdowns with 300 and second among NFL quarterbacks in career rushing attempts (774) while figuring sixth in rushing yards (3,407). Elway is the only player in NFL history to pass for more than 3,000 yards and rush for more than 200 yards in the same season for seven consecutive years (1985-91). He generated 4,771 of the 5,806 points (82.2%) scored by the Broncos during his 16-year tenure with the club. Elway ranks No. 1 in NFL history in fourth-quarter, game-winning or game-saving drives with 47 (46-0-1 record) and had 36 career 300-yard passing games in the regular season, third among active quarterbacks at the time of his retirement (Marino, Moon). He also caught three passes in regular season play for 61 yards, including a touchdown of 23 yards from Steve Sewell in 1986. In 1997, Elway broke his franchise record for consecutive passes without an interception, with the streak reaching 189 attempts. For his career, Elway had 19 games in which he completed 70 percent or more of his passes (min. 20 att.) and fashioned a 17-2 record in those games. He started 2,595 drives as a pro and was replaced just 10 times due to injury (.039%).

CAREER—POSTSEASON: Elway played in a franchise-record 22 postseason games (including five Super Bowls), with 21 starts, and produced a 14-7 record (9-2 at home, 3-2 on the road and 2-3 at neutral sites). He is the only quarterback ever to start in five Super Bowls, and has the NFL's all-time best record as a starting quarterback in Conference

Championship Games, at 5-1. The other quarterbacks with four Super Bowl starts are Joe Montana, Terry Bradshaw, Roger Staubach and Jim Kelly. Elway owns or shares 18 Broncos' postseason records, including most passing yards, most touchdown passes and total offense (combined rushing and passing yards). He completed 355 of 651 passes (54.5%) for 4,964 yards, 27 touchdowns and 21 interceptions. He also rushed 94 times for 461 yards (4.9 avg.) and six touchdowns and caught one pass for 23 yards in postseason play. Elway ranks second in NFL postseason history in passing yardage (trailing only Montana-5,772), fourth in pass attempts (Montana-734, Marino-687, Favre-663), fourth in completions (Montana-460, Favre-401, Marino-385) and fifth in passing touchdowns (Montana-45, Favre-34, Marino-32, Bradshaw-30). In Super Bowl play, Elway ranks No. 1 in pass attempts (152), No. 3 in completions (76), No. 2 in passing yards (1,128) and tied for second in rushing TDs (4) with Franco Harris and Thurman Thomas (Emmitt Smith has 5). Six of Elway's NFL-record 47 fourth-quarter, game-winning or game-saving drives came in the postseason.

1998: Elway was selected to his ninth Pro Bowl (tying Dan Marino and Warren Moon for most by a QB)—his sixth as a starter and his third consecutive selection—while being inducted in the Colorado Sports Hall of Fame with the Class of 1999 after a season in which he played in 13 of the 16 games (12 starts) and showed that he still ranked among the NFL's most dangerous signal-callers, completing 210 of 356 passes (59.0) for 2,806 yards and 22 touchdowns with 10 interceptions. He was sacked 18 times (-135) and his longest completion was a 58-yd. toss to Rod Smith in Week 14 vs. Kansas City, (12/6). Elway also rushed 37 times for 94 yards (2.5) with a long of 16 (at Miami, 12/21) and one touchdown (vs. Dal., 9/13/98), and caught a 14-yd. pass from Smith (vs. Oak., 11/22). Elway ranked second in the AFC (5th NFL) in passer rating (93.0), first in average gain per attempt (7.88; 4th NFL), while also figuring third in completion pct. (11th NFL), fourth in TD passes (9th NFL) and sixth (12th NFL) in passing yards. He was named AFC Offensive Player of the Week and Miller Lite NFL Player of the Week for his 400-yard passing performance Dec. 6 vs. Kansas City, marking the 15th time in his career he has earned the AFC honor chosen by the NFL. Elway started all three playoff games and completed 45 of 86 passes (52.3%) for 691 yards and three touchdowns with one interception and a long of 80 yds. (TD), and was awarded the Pete Rozelle Trophy as Most Valuable Player of Super Bowl XXXIII, the only player ever to win such honors in his final game. Elway's performance, which lifted Denver to its second consecutive title, was his best performance in a league-record five Super Bowl starts. Setting a record by being the oldest quarterback to start a Super Bowl (38 years, 7 mos.), Elway completed 18 of 29 passes (.621) for 336 yards—the fourth-highest total in Super Bowl history (third at the time)—and a touchdown with one interception, en route to becoming the first No. 7 in the championship game's history—and the oldest player—to be named MVP. Elway cemented the honor by rushing for a 3-yd. touchdown in the 4th qtr. to give Denver a 31-6 lead, making Elway the oldest player in Super Bowl history to score a touchdown, adding a year onto the record he set with his rushing TD in Super Bowl XXXII. Elway's passing touchdown was perhaps the play of the game, however, as he found Rod Smith deep down the middle of the field in the 2nd qtr. for an 80-yd. scoring play to put Denver on top 17-3. It tied for the second-longest play from scrimmage in Super Bowl history, and was the longest by a Bronco in a Super Bowl.

1997: Elway enjoyed yet another stellar season, quarterbacking the Broncos to the first World Championship in franchise history with a 31-24 win over Green Bay in Super Bowl XXXII. He was voted to his eighth Pro Bowl (fifth as a starter), and was named to the All-AFC team by *Pro Football Weekly* and *Football News*, and was named second-team All-Pro by *College* and *Pro Football Newsweekly*. Elway was also the recipient of the NFL Players Association's Mackey Award as the top quarterback in the AFC. For the year he completed 280 of his 502 pass attempts (55.8%) for 3,635 yards, 27 touchdowns and 11 interceptions. The 27 passing touchdowns set a new franchise record, and his 28 total touchdowns (one rushing) were the second-most of his career (30 in 1996). Elway also had 50 carries for 218 yards rushing (4.4 avg.) on the season, posted a quarterback rating of 87.5 (4th-best in the AFC, 7th in the NFL), and was 10th in the AFC in completion percentage. His third-down passer rating of 87.7 ranked 3rd in the AFC (5th NFL) as did his 27 touchdown passes (4th NFL). Elway helped Denver lead the NFL in total offense (second consecutive season) and in scoring offense for the 1997 season. He was named AFC Offensive Player of the Week for Week 10 (Nov. 2) when he moved into second place all-time in passing yardage and eclipsed 50,000 yards in total offense for his career in a win over Seattle. Elway would later be named AFC Offensive Player of the Month for November (92-149, 61.7%, 1,231 yards, 8 TDs, 0 INT) as the Broncos went 4-1, marking his second such award ever (October 1996). Elway started all four postseason games and engineered the Denver offense on its four-game run to the World Championship, completing 56 of 96 passes (58.3) for 726 yards and three touchdowns, with two interceptions. He was sacked six times (-44) and carried the ball nine times for 25 yards (2.8) with a long of 10 yards and one touchdown.

1996: Elway put together one of the finest seasons of his phenomenal 14-year career, being voted to his seventh Pro Bowl (third as a starter), named second-team All-Pro by AP, *College* & *Pro Football Newsweekly* and *Football Digest* and first-team All-AFC by UPI, *Pro Football Weekly* and *Football News*; voted second in the AP NFL Most Valuable Player balloting; voted AFC Player of the Year by the Touchdown Club of Columbus; AFC Offensive Player of the Year by the Kansas City 101 Club; Mackey Award winner for highest quarterback rating in the AFC and AFC MVP by the NFL Players Association. He started 15 of the 16 regular season games and completed 287 of 466 pass attempts (61.6) for 3,328 yards and 26 touchdowns with 14 interceptions, and also rushed 50 times for 249 yards (5.0) with a long of 22 and four touchdowns. His 26 touchdowns tied a career high and franchise record set in 1995. Elway led the AFC in quarterback rating (89.2; 4th NFL), was second in completion percentage (61.6; 5th NFL), third in touchdown passes (26; 4th NFL) and fifth in passing yardage (3,328; 7th NFL), completions (287; 8th NFL) and attempts (466; 9th NFL). His start at Seattle (9/8) marked the 192nd game he has played in his career, most by any player in Broncos franchise history, surpassing Tom Jackson who played in 191 games from 1973-86. In Denver's AFC Divisional Playoff loss to Jacksonville (1/4/97), Elway started and completed 25 of 38 passes for 226 yards and two touchdowns with a long of 18. He also rushed five times for 30 yards with a long of 19.

1995: Elway started all 16 games, completing 316 of 542 passes (58.3%) for 3,970 yards, a then-career-best 26 touchdowns and 14 interceptions. He threw for more than 300 yards on five occasions, also a career best. It was the 10th time in his 13-year NFL career that he had topped the 3,000-yard mark, joining him with Dan Marino (11) as the only quarterbacks in NFL history to accomplish that feat 10 or more times. He also rushed 40 times for 179 yards (4.5) and one touchdown with a long of 15. He led the AFC (tied for 5th NFL) in passing yards, finished third (8th NFL) in completions and was third (8th NFL) in pass attempts. Meanwhile, his fourth-quarter passer rating of 95.2 ranked third in the AFC and fifth in the NFL.

1994: Elway earned his sixth AFC Pro Bowl berth though he missed two of the final three games (at Los Angeles and vs. New Orleans) due to a strained left knee. He finished the season second in the AFC and fourth in the NFL in passer rating with an 85.7, and third in the AFC in passing yards (3,490), attempts (494) and completions (307), with a 2.0 interception percentage. His 62.1 completion percentage was second in the AFC and sixth overall. Elway went over the 3,000-yard passing mark for the ninth time in his career, second only to Dan Marino's 10, and went over the 40,000-yard career total-offense mark. He rushed for 235 yards (second on the team and his ninth 200-yard season), giving him a season total offense figure of 3,725 in the 14 games he played.

1993: Elway was named AFC Most Valuable Player (NFL Players Association), AFC Offensive Player of the Year (UPI, and the Kansas City 101 Club) and AFC Player of the Year (*Football News*) in 1993. Elway performed at an MVP-pace all year, earning all-AFC (UPI, *Football News*) and second-team All-NFL (AP, *College and Pro Football Newsweekly*, and *Football Digest*), and he was the starting quarterback in the 1994 Pro Bowl (fifth Pro Bowl berth) after a regular season that saw him lead the AFC in all six major quarterback stats categories. Elway's 1993 stats and rankings included a 92.8 rating (first in the AFC, third in the NFL), 551 attempts (first in the entire NFL), 348 completions (first in the entire NFL), a 63.2 completion percentage (first in the AFC and third in the NFL), 25 TD passes (first in the AFC and second in the NFL), 4,030 yards (first in the AFC). Elway's 1.8 interception avoidance percentage was fourth in the AFC but stands as the best in Denver history for any quarterback with more than 75 single-season attempts. In 1993 he set new personal and Denver records for total yards offensively (4,183), completions (348), passing yards (4,030), TD passes (25), and completion percentage (that 63.2 mark tied the figure set by Norris Weese in 1978). The 1993 season was Elway's first 4,000-yard campaign and his eighth 3,000-yard season. He also rushed for 153 yards. Elway was named the AFC Offensive Player of the Week twice and was named by his teammates as Denver's offensive MVP.

1992: Elway completed 174 of 316 passes for 2,242 yards, with 10 touchdowns and 17 interceptions. He gained 94 yards and scored twice on 34 rushing attempts. He missed games 11 through 14 because of a bruised tendon in his right shoulder, suffered while running for a first down against the Giants (11/15). Elway earned two AFC Offensive Player of the Week honors for the year.

1991: Elway completed 242 of 351 passes for 3,253 yards, a total ranked sixth in the AFC and ninth in the NFL, as he was voted to his fourth career Pro Bowl berth. He threw 12 touchdown passes and tied a career low with just 12 interceptions. He had 36 pass completions of 20+ yards, nine of 40+, five of 50+, and four of 60+. Elway was third on the team with 258 yards rushing, and his six TDs led the team and set a new career single season high. He was bothered throughout the second half of the season by a shoulder problem that was corrected by arthroscopic surgery in the 1992 offseason. Elway started both of Denver's playoff contests, completing 30 of 54 passes (55.6%) for 378 yards and one touchdown with two interceptions. He also rushed 10 times for 49 yards (4.9). Elway completed 11 of 21 passes for 121 yards and an interception before leaving the AFC Championship Game in the fourth quarter with a thigh injury.

1990: Elway completed 294 of 502 passes in 1990 (a .586 completion percentage that stood as the highest over the first 10 years of his career) for 3,526 yards, 15 touchdowns, and 14 interceptions. He gained 258 yards on 50 rushing attempts and scored three touchdowns on the ground.

1989: Elway led Denver to its third AFC Championship in four years and earned his third career Pro Bowl invitation. He completed 223 of 416 passes for 3,051 yards, with 18 touchdowns and 18 interceptions, and he rushed for 244 yards on 48 carries, scoring three times. Elway started all three Denver playoff games, including Super Bowl XXIV vs. San Francisco, and completed 42 of 82 passes (51.2%) for 732 yards and four touchdowns with three interceptions, while also rushing for 91 yards on 16 carries (5.7) with a long of 32 and one touchdown.

1988: Elway threw for 3,309 yards and rushed for 234 yards despite being bothered for most of the season by several nagging injuries. He was voted by teammates as Denver's most valuable offensive player for the fourth consecutive year, sharing the award with running back Sammy Winder, following a campaign in which he completed 274 of 496 passes, with 17 touchdowns and 19 interceptions to earn his second consecutive Pro Bowl invitation.

1987: Elway was named the NFL's Most Valuable Player (AP) and the AFC's starting quarterback in the Pro Bowl after turning in a tremendous season in 1987, a year in which he became the first AFC signal-caller since Terry Bradshaw (1978-79) to lead his team to consecutive conference crowns. Elway was named All-NFL (*The Sporting News*, NEA, AP-second team) and All-AFC (UPI, *Pro Football Weekly*, *The Football News*), in addition to being tabbed as the AFC MVP (NFLPA), AFC Player of the Year (*The Football News*), AFC Offensive Player of the Year (UPI, Kansas City 101 Club), and Colorado Pro Athlete of the Year (Colorado Sports Hall of Fame), as well as earning his second Pro Bowl invitation. He was voted the Broncos' offensive MVP for a regular season performance in which he completed 224 of 410 passes for 3,198 yards, an average of 267 yards per game, with 19 TD passes. He led all AFC quarterbacks in rushing for the fourth consecutive season was second on the team with a career-high 304 yards, scoring four times. Elway started all three of Denver's playoff contests, including Super Bowl XXII vs. Washington, and completed 42 of 89 passes (47.2%) for 797 yards and six touchdowns with five interceptions, while also rushing 18 times for 76 yards

(4.2) with a long of 21 and one touchdown. His 56-yard scoring strike to Ricky Nattiel on Denver's first play from scrimmage provided the earliest touchdown in Super Bowl history (elapsed time of 1:57).

1986: Elway led the Broncos to their first AFC Championship in nine seasons in 1986, while earning his first Pro Bowl berth. He was honored with the Seattle Gold Helmet Award (Professional Football Player of the Year) and received the King of the Hill award from the Colorado Sports Hall of Fame, in addition to being named honorable mention All-NFL (AP) and All-AFC (UPI-second team). Along with his 18 TD passes that year, Elway also scored on an 11-yard run and a 23-yard pass reception from Steve Sewell that is the longest TD catch by a full-time starting QB in NFL history. For the year he completed 280 of 504 passes (55.6%) for 3,485 yards and 19 touchdowns with 13 interceptions, while also rushing 52 times for 257 yards (4.9) with a long of 24 and one touchdown. In the postseason, he added 805 more yards on 57 of 107 passing efficiency (53.3%), with three touchdowns and four interceptions, while rushing 15 times for 101 yards (6.7) with a long of 34 and two touchdowns. Elway directed one of the greatest drives in NFL postseason history in pacing Denver to a 23-20 overtime win over Cleveland for the AFC title. He completed 22 of 38 passes for 244 yards and a TD, that coming on a five-yard strike to Mark Jackson that capped a 15-play, 98-yard drive that tied the game at the end of regulation. In overtime Elway drove the team 60 yards in nine plays to the winning field goal.

1985: Elway took some spectacular steps forward in 1985 as he re-wrote the Denver record book. Elway set Broncos single season records for attempts (605, which led the NFL and fell just four passes short of the NFL record of 609 held by Dan Fouts), completions (327, second in the NFL), passing yards (3,891, second in the NFL), total rushing and passing plays (656, first in the NFL), and total offense (4,414, also first in the league).

1984: Elway led the Broncos to a 12-2 record in his 14 regular season starts in 1984. He completed 214 of 380 passes for 2,598 yards, with 18 TDs and 15 interceptions. Not only was his passing a factor in his leadership of the offense, but he finished third on the team in rushing with 237 yards.

1983: Elway started 10 games in 1983, including the first five before being replaced by Steve DeBerg, and five more after DeBerg was injured. While Elway did not have impressive stats as a rookie, finishing 17th among AFC passers, he carried a tremendous emotional burden, having come to the NFL as the most publicized college prospect since Joe Namath in 1965. Elway was the first player chosen in the 1983 draft and joined the Broncos by trade with Baltimore on May 2. The Broncos, in return, gave the Colts quarterback Mark Herrmann, the rights to OL Chris Hinton and a first-round pick in the 1984 Draft (G Ron Solt). He also was chosen by the Oakland Invaders in the 1983 USFL territorial draft.

COLLEGE: Elway concluded his college career at Stanford University with five major NCAA Division I-A records and nine major Pac-10 marks. He completed 62.1 percent of his career passes (774 of 1,243, both NCAA highs) for 9,349 yards and 77 touchdowns while setting an NCAA record for the lowest percentage of passes intercepted in a career (3.13 percent). As a senior, Elway was a consensus All-American and finished second in Heisman Trophy balloting while setting virtually every Pac-10 and Stanford career record for total offense and passing. A two-sport star, he played baseball for the New York Yankees' Oneonta (N.Y.) single-A farm club in 1982, hitting for a .318 average and knocking in a team-high 25 RBI in 42 games. Elway, who batted left-handed and threw right-handed, was the Yankees' first selection in the 1981 summer draft (June 8). He hit .349 with nine homers and 50 RBI in 49 games in his final college baseball season as a sophomore. Elway has a degree in economics from Stanford.

PERSONAL: Elway officially announced his retirement from the Denver Broncos on May 2, 1999, in a press conference at the Inverness Hotel and Golf Club in suburban Denver. He is now President and Chief Executive Officer of the Colorado Crush of the Arena Football League, a franchise that he co-owns with Pat Bowlen and Stan Kroenke. On June 12, 2005, the Crush defeated the Georgia Force 51-48 to capture ArenaBowl XIX. The team was formed in June 2002 and began play in 2003. In addition to the considerable time he has spent on the football field and with his various business endeavors, John has poured a great deal of energy into The Elway Foundation—an organization that contributes funds and resources to the prevention and treatment of child abuse. He owned and operated seven automobile franchises in the Denver area until selling them in late 1997 and was associated with 17 John Elway AutoNation dealerships in the Denver area. A native of Port Angeles, Wash., Elway was the most highly recruited prep athlete in the nation in 1979 and was listed on *Parade*, *Scholastic Coach*, *Football News* and National Coaches Association All-America teams. He had an unparalleled football and baseball career at Granada Hills High School. John was 129 of 200 for 1,837 yards and 19 TDs as a senior while leading the baseball team to the Los Angeles City championship with a .491 batting average and a 4-2 pitching record. He completed 60 percent of his high school passes for 5,711 yards and 49 touchdowns. The football field at Granada Hills High School was re-named in John's honor in a ceremony June 5, 1998. The Kansas City Royals selected him in the 18th round of the 1979 summer draft (June 5) although he already had signed a national letter of intent with Stanford. John's late father, Jack, coached his son in the East-West Shrine contest in which John earned Offensive MVP laurels. Jack, who passed away in 2001, retired from the Broncos in 2000 after seven years with the club, the last five as the Director of Pro Scouting. John has four children: daughters Jessica Gwen (21), Jordan Marie (20) and Juliana (16), and a son, Jack (17).

ELWAY'S REGULAR SEASON RECORD

PASSING													
Year	Club	G	S	Att.	Comp.	Pct.	Yds.	TD	%	Int.	%	LG	Sack
1983	Denver	11	10	259	123	47.5	1,663	7	2.7	14	5.4	49t	28
1984	Denver	15	14	380	214	56.3	2,598	18	4.7	15	3.9	73	24
1985	Denver	16	16	605	327	54.0	3,891	22	3.6	23	3.8	65t	38
1986	Denver	16	16	504	280	55.6	3,485	19	3.8	13	2.6	53	32
1987	Denver	12	12	410	224	54.6	3,198	19	4.6	12	2.9	72t	20
1988	Denver	15	15	496	274	55.2	3,309	17	3.4	19	3.8	86	30
1989	Denver	15	15	416	223	53.6	3,051	18	4.3	18	4.3	69	35
1990	Denver	16	16	502	294	58.6	3,526	15	3.0	14	2.9	66	43
1991	Denver	16	16	451	242	53.7	3,253	13	2.9	12	2.7	71	45
1992	Denver	12	12	316	174	55.1	2,242	10	3.2	17	5.4	80t	36
1993	Denver	16	16	551	348	63.2	4,030	25	4.5	10	1.8	63	39
1994	Denver	14	14	494	307	62.1	3,490	16	3.2	10	2.0	63	46
1995	Denver	16	16	542	316	58.3	3,970	26	4.8	14	2.6	62t	22
1996	Denver	15	15	466	287	61.6	3,328	26	5.6	14	3.0	51	26
1997	Denver	16	16	502	280	55.8	3,635	27	5.4	11	2.2	78	34
1998	Denver	13	12	356	210	59.0	2,806	22	6.2	10	2.8	58	18
CAREER TOTAL		234	231	7,250	4,123	56.9	51,475	300	4.1	226	3.1	86	516

SCORING													
Year	Club	Att.	Yds.	Avg.	LG	TD	TDr	TDp	TDrt	2pt.	Pts.		
1983	Denver	28	146	5.2	23	1	1	0	0	—	6		
1984	Denver	56	237	4.2	21	1	1	0	0	—	6		
1985	Denver	51	253	5.1	22	0	0	0	0	—	0		
1986	Denver	52	257	4.9	24	1	2	1	1	—	12		
1987	Denver	66	304	4.6	29	4	4	4	0	—	24		
1988	Denver	54	234	4.3	26	1	1	1	0	—	6		
1989	Denver	48	244	5.1	31	3	3	3	0	—	18		
1990	Denver	50	258	5.2	21	3	3	3	0	—	18		
1991	Denver	55	255	4.6	17t	6	6	6	0	—	36		
1992	Denver	34	94	2.8	9	2	2	2	0	—	12		
1993	Denver	44	153	3.5	18	0	0	0	0	—	0		
1994	Denver	58	235	4.1	22	4	4	4	0	—	24		
1995	Denver	41	176	4.3	25	1	1	1	0	—	8		
1996	Denver	50	249	5.0	22	4	4	4	0	—	24		
1997	Denver	50	218	4.4	23	1	1	1	0	—	6		
1998	Denver	37	94	2.5	16	1	1	1	0	—	6		
CAREER TOTAL		774	3,407	4.4	31	33	34	33	1	0	206		

ELWAY'S POSTSEASON RECORD

PASSING													
Year	Club	G	S	Att.	Comp.	Pct.	Yds.	TD	%	Int.	%	LG	Sack
1983	Denver	1	0	15	10	66.7	123	0	0.0	1	6.7	31	0
1984	Denver	1	1	37	19	51.3	184	2	5.4	2	5.4	21	4
1986	Denver	3	3	107	57	53.3	805	3	2.8	4	3.7	54	6
1987	Denver	3	3	89	42	47.2	797	6	6.7	5	5.6	80t	8
1989	Denver	3	3	82	42	51.2	732	4	4.9	3	3.7	70t	6
1991	Denver	2	2	54	30	55.6	378	1	1.9	2	3.7	44	3
1993	Denver	1	1	47	29	61.7	302	3	6.4	1	2.1	25	1
1996	Denver	1	1	38	25	65.8	226	2	5.3	0	0.0	18t	1
1997	Denver	4	4	96	56	58.3	726	3	3.1	2	2.1	43t	6
1998	Denver	3	3	86	45	52.3	691	3	3.5	1	1.2	80t	4
CAREER TOTAL		22	21	651	355	54.5	4,964	27	4.1	21	3.2	80t	39

SCORING													
Year	Club	Att.	Yds.	Avg.	LG	TD	TDr	TDp	TDrt	2pt.	Pts.		
1983	Denver	3	16	5.3	11	0	0	0	0	—	0		
1984	Denver	4	16	4.0	13	0	0	0	0	—	0		
1986	Denver	15	101	6.7	34	2	2	2	0	—	12		
1987	Denver	18	76	4.2	21	1	1	1	0	—	6		
1989	Denver	16	91	5.7	32	1	1	1	0	—	6		
1991	Denver	10	49	4.9	15	0	0	0	0	—	0		
1993	Denver	5	23	4.6	6	0	0	0	0	—	0		
1996	Denver	5	30	6.0	19	0	0	0	0	—	0		
1997	Denver	9	25	2.8	10	1	1	1	0	—	6		
1998	Denver	9	34	3.8	11	1	1	1	0	—	6		
CAREER TOTAL		94	461	4.9	34	6	6	6	0	0	36		

ADDITIONAL STATISTICS: Fumbled six times and recovered three fumbles for minus one yard in 1983; fumbled 14 times and recovered seven fumbles, 1984; fumbled seven times and recovered three fumbles, 1985; fumbled seven times and recovered one fumble for minus four yards, caught one pass for 23 yards and a touchdown, 1986; fumbled twice, punted once for 31 yards, 1987; fumbled seven times, recovered five fumbles, punted three times for 117 yards, 1988; fumbled nine times, recovered two fumbles, and punted once for 34 yards; fumbled eight times, recovered one fumble, punted once for 37 yards, 1990; fumbled 11 times, recovered two fumbles, and caught a 24-yard pass, 1991; fumbled 12 times, recovered one fumble, 1992; fumbled 13 times, recovered nine fumbles for minus three yards, 1993; fumbled 11 times, recovered two for minus five yards, 1994; fumbled nine times, recovered one fumble, 1995; fumbled six times, recovered two fumbles, 1996; fumbled nine times, 1997; fumbled seven times, recovered two fumbles and caught one pass for 14 yards (from Rod Smith), 1998. Receiving Totals: 3-61 (20.3), with a long of 24.

ELWAY'S SINGLE-GAME HIGHS

(Postseason in Parentheses)
Most Pass Attempts — 59 at Green Bay, 10/10/93 (47 at L.A. Raiders, 1/9/94). **Most Pass Completions** — 36 vs. San Diego, 9/4/94 (29 at L.A. Raiders, 1/9/94). **Most Yards Passing** — 432 at Seattle, 12/20/85 (385 vs. Cleveland, 1/14/90). **Highest Comp. Pct.** — .916 (11 of 12) at L.A. Raiders (.667 vs. Jacksonville [16 of 24], 12/27/97 and at Seattle [10 of 15], 12/24/83). **Most TD Passes** — 5 vs. Minnesota, 11/18/84 (3 at L.A. Raiders, 1/9/94, vs. Cleveland, 1/14/90 and vs. Cleveland, 1/17/88). **Most INTs** — 5 vs. Kansas City 12/14/85 (3 vs. Washington, 1/31/88). **Longest Pass Completion** — 80t to Marshall vs. N.Y. Jets, 11/8/92 (80t to R. Smith vs. Atlanta, 1/31/99 and to M. Jackson vs. Cleveland, 1/17/88). **Most Rushing Attempts** — 11, vs. Kansas City, 12/18/87 (11 vs. Cleveland, 1/17/88). **Most Rushing Yards** — 70 at Oakland, 11/4/96 (56 at Cleveland, 1/11/86). **Most Rushing TDs** — 2 vs. Detroit, 11/1/87 and Cincinnati, 9/1/91 (1, six times). **Longest run** — 31 at Buffalo, 9/18/89 (34 at Cleveland, 1/11/87). **Most Combined Rushing and Passing Yards** — 432 (0 rush, 432 pass) at Seattle, 12/20/85 (424 [39 rush, 385 pass] vs. Cleveland, 1/14/90).

JOHN ELWAY'S 300-YARD PASSING GAMES (40; INCLUDES 4 POSTSEASON)

(Denver victories asterisked)													
Opponent (Date)	Att.	Comp.	Yds.	Pct.	TD	INT	S/Yds.	Att.	Yds.	Avg.	LG	TD	Notes
vs Baltimore* (12/11/83)	44	23	345	.523	3	0	5/38	2	23	7.7	14	0	
vs New England* (11/4/84)	40	26	315	.650	3	1	3/24	4	3	0.8	4	0	
vs New Orleans* (9/15/85)	43	28	353	.651	4	1	3/26	3	2	0.7	4	0	
vs Kansas City* (12/14/85)	37	22	301	.595	1	5	0/0	6	4	0.7	3	0	
at Seattle* (12/20/85)	42	24	432	.571	1	0	5/47	0	0	0.0	0	0	
vs Seattle* (10/26/86)	32	18	321	.563	1	1	0/0	7	-6	-0.9	7	0	
at NY Giants (11/26/86)	47	29	336	.617	0	2	2/11	8	51	6.4	13	0	
vs NY Giants (1/25/87)	37	22	304	.595	1	1	3/26	6	27	4.5	10	1	Super Bowl XXI
vs Seattle* (9/13/87)	32	22	338	.688	4	1	0/0	4	16	4.0	7	0	
vs Chicago* (11/16/87)	40	21	341	.525	3	2	0/0	5	35	7.0	19	0	
at San Diego* (11/29/87)	32	21	347	.656	3	1	0/0	6	40	6.7	29	0	
at Seattle (12/13/87)	42	21	335	.500	1	2	4/20	3	12	4.0	5	0	
at LA Raiders (12/4/88)	49	29	324	.592	2	3	3/27	2	13	6.5	7	0	
at Seattle* (10/22/89)	35	18	344	.514	2	0	4/28	3	3	1.0	3	0	
vs. Cleveland* (1/14/90)	36	20	385	.556	3	0	1/8	5	39	7.8	25	0	AFC Championship
at Indianapolis* (10/21/90)	30	21	317	.700	2	0	3/24	3	3	1.0	5	0	
at Kansas City (12/9/90)	36	24	328	.667	2	1	5/28	1	12	12.0	12	0	
at Houston (10/6/91)	42	24	301	.571	2	1	5/54	1	10	10.0	10	0	
vs. Kansas City* (10/4/92)	38	23	311	.605	2	0	5/32	4	8	2.0	6	0	
at Kansas City (9/20/93)	45	28	300	.622	1	1	0/0	1	0	0.0	0	0	
at Green Bay (10/10/93)	59	33	367	.559	1	1	4/34	5	27	5.4	11	0	
at LA Raiders (1/2/94)	36	25	361	.694	3	0	0/0	2	21	10.5	18	0	
at LA Raiders (1/9/94)	47	29	302	.617	3	1	1/5	5	23	4.6	6	0	AFC Wild Card
vs. San Diego (9/4/94)	46	36	371	.783	3	2	4/30	1	1	1.0	1	0	
at N.Y. Jets (9/11/94)	42	29	319	.690	1	1	1/3	1	2	2.0	2	0	
vs. Cleveland* (10/30/94)	41	30	349	.732	2	0	1/6	2	14	7.0	12	0	
vs. Atlanta* (11/20/94)	42	27	382	.643	2	1	5/46	6	17	2.8	11	1	
vs. Buffalo* (9/3/95)	41	22	317	.537	0	1	2/18	4	29	7.3	15	0	
vs. Washington* (9/17/95)	47	30	327	.638	2	0	1/9	6	22	3.7	11	0	
vs. Oakland* (10/16/95)	46	23	324	.500	2	0	2/20	3	29	9.7	14	0	
at Houston (11/26/95)	41	27	332	.659	2	2	0/0	0	0	0.0	0	0	
at Oakland* (12/24/95)	41	24	320	.585	2	1	2/13	4	10	2.5	4	0	
at Cincinnati* (9/29/96)	37	23	335	.626	2	1	5/47	2	-1	-0.5	-1	0	
vs. San Diego* (10/6/96)	41	32	323	.780	4	1	1/11	8	37	4.6	14	0	
vs. Baltimore* (10/20/96)	39	25	326	.641	3	1	0/0	2	1	5.5	9t	1	
at Minnesota* (11/24/96)	36	27	334	.750	2	1	3/25	2	8	4.0	8	0	
at Oakland (10/19/97)	46	26	309	.565	1	0	3/15	5	48	9.6	16	0	
vs. Kansas City* (12/6/98)	32	22	400	.688	2	1	2/17	4	5	1.3	8	0	
vs. Seattle* (12/27/98)	36	26	338	.722	4	0	2/22	4	8	2.0	11	0	
vs. Atlanta* (1/31/99)	29	18	336	.621	1	1	0/0	3	2	0.7	3t	1	Super Bowl XXXIII

JOHN ELWAY POSTSEASON GAME-BY-GAME

(Denver victories asterisked)

Opponent (Date)	S/P	Att.	Comp.	Yds.	Pct.	TD	INT	S/Yds.	Att.	Yds.	Avg.	LG	TD	Notes
at Seattle (12/24/83)	P	15	10	123	.667	0	1	0/0	3	16	5.3	11	0	AFC Wild Card
vs Pittsburgh (12/30/84)	S	37	19	184	.513	2	2	4/37	4	16	4.0	13	0	AFC Div. Playoff
vs New Eng.* (1/4/87)	S	32	13	257	.406	1	2	1/4	5	18	3.6	22	1	AFC Div. Playoff
at Cleveland* (1/11/87)	S	38	22	244	.579	1	1	2/19	4	56	14.0	34	0	AFC Championship
vs NY Giants (1/25/87)	S	37	22	304	.595	1	1	3/26	6	27	4.5	10	1	Super Bowl XXI
vs Houston* (1/10/88)	S	25	14	259	.560	2	1	1/4	4	8	2.0	4	1	AFC Div. Playoff
vs Cleveland* (1/17/88)	S	26	14	281	.538	3	1	2/25	11	36	3.3	11	0	AFC Championship
vs Washington (1/31/88)	S	38	14	257	.368	1	3	5/50	3	32	10.7	21	0	Super Bowl XXII
vs. Pittsburgh* (1/7/90)	S	20	12	239	.600	1	1	1/13	7	44	6.3	32	0	AFC Div. Playoff
vs. Cleveland* (1/14/90)	S	36	20	385	.556	3	0	1/8	5	39	7.8	25	0	AFC Championship
vs. San Fran. (1/28/90)	S	26	10	108	.385	0	2	4/30	4	8	2.0	3	1	Super Bowl XXIV
vs. Houston* (1/4/92)	S	33	19	257	.576	1	1	0/0	6	39	6.5	15	0	AFC Div. Playoff
at Buffalo (1/12/92)	S	21	11	121	.524	0	1	3/24	4	10	2.5	7	0	AFC Championship
at LA Raiders (1/9/94)	S	47	29	302	.617	3	1	1/5	5	23	4.6	6	0	AFC Wild Card
vs. Jacksonville (1/4/97)	S	38	25	226	.658	2	0	1/1	5	30	6.0	19	0	AFC Div. Playoff
vs. Jacksonville* (12/27/97)	S	24	16	223	.667	1	0	3/22	1	0	0.0	0	0	AFC Wild Card
at Kansas City* (1/4/98)	S	19	10	170	.526	0	0	1/7	1	-1	-1.0	-1	0	AFC Div. Playoff
at Pittsburgh* (1/11/98)	S	31	18	210	.581	2	1	2/15	2	9	4.5	10	0	AFC Championship
vs. Green Bay* (1/25/98)	S	22	12	123	.545	0	1	0/0	5	17	3.4	10	1	Super Bowl XXXII
vs. Miami* (1/9/99)	S	23	14	182	.609	1	0	1/8	3	19	6.3	11	0	AFC Div. Playoff
vs. New York Jets* (1/17/99)	S	34	13	173	.382	1	0	3/20	3	13	4.3	9	0	AFC Championship
vs. Atlanta* (1/31/99)	S	29	18	336	.621	1	1	0/0	3	2	0.7	3t	1	Super Bowl XXXIII
PLAYOFF TOTALS		22/21	651	355	4,964	.545	27	21	39/318	94	461	4.9	34	6

JOHN ELWAY'S TOUCHDOWN TARGETS

REGULAR SEASON (300 TDs, 41 DIFFERENT PLAYERS)

42 — Shannon Sharpe	4 — Vance Johnson
35 — Vance Johnson	3 — Rod Smith
23 — Ed McCaffrey	2 — Howard Griffith, Mark Jackson, Clarence Kay, Ed McCaffrey, Ricky Nattiel, Shannon Sharpe, Sammy Winder
21 — Mark Jackson, Anthony Miller	1 — Reggie Johnson, Orson Mobley, Derek Russell, Steve Watson, Jim Wright, Michael Young
19 — Rod Smith	
16 — Steve Watson	
10 — Steve Sewell	
9 — Butch Johnson	
8 — Clarence Kay, Clint Sampson, Michael Young	
7 — Gene Lang, Sammy Winder	
6 — Glyn Milburn, Ricky Nattiel	
5 — Derek Russell, Gerald Willhite	
4 — Terrell Davis, Orson Mobley, Mike Pritchard	
3 — Jerry Evans, Willie Green, Reggie Johnson, Arthur Marshall	
2 — Melvin Bratton, Aaron Craver, Rick Massie, Jim Wright	
1 — Ray Alexander, Jeff Campbell, Dwayne Carswell, Howard Griffith, Bobby Humphrey, Jesse Myles, Rick Parros, Reggie Rivers, Mike Sherrard, Detron Smith, Dave Studdard, Cedric Tillman	

POSTSEASON (27 TDs, 15 DIFFERENT PLAYERS)

4 — Vance Johnson
3 — Rod Smith
2 — Howard Griffith, Mark Jackson, Clarence Kay, Ed McCaffrey, Ricky Nattiel, Shannon Sharpe, Sammy Winder
1 — Reggie Johnson, Orson Mobley, Derek Russell, Steve Watson, Jim Wright, Michael Young

JOHN ELWAY'S CAREER DRIVE ENGINEERING

Season	Drives Started			Drives Ended by			Points Yielded			Points/Drive			Quarterback Drive Efficiency*		
	TD	FG	FGA	PNT	DWN	TRN	SAF	CLK	RPL	Yds	TD	Pct	Yds	TD	Pct
1983.....	108	11	8	1	52	4	23	0	7	2	101	0.94	17.6%	20.2%	
1984.....	162 #	29	16	5	70	1	26	0	15	1	248	1.53	27.8%	34.2%	
1985.....	215	42	23	15	92	4	29	0	9	1	360	1.67	30.2%	39.0%	
1986.....	187	38	20	8	81	2	23	2	13	0	325	1.74	31.0%	37.9%	
1987.....	139	34	17	7	47	4	21	0	9	0	289	2.08	36.7%	44.6%	
1988.....	171	30	20	12	63	5	29	1	11	0	270	1.58	29.2%	38.8%	
1989.....	163	32	24	5	66	4	25	0	7	0	296	1.81	34.3%	39.1%	
1990.....	169	34	22	9	59	4	29	0	11	1	302	1.79	33.1%	41.4%	
1991.....	176	29	26	9	73	6	21	0	11	1	280	1.59	31.3%	39.0%	
1992.....	132	18	15	4	59	2	26	0	8	0	171	1.30	25.0%	29.8%	
1993.....	185	41	26	9	66	7	21	1	14	0	364	1.97	36.2%	44.4%	
1994.....	160	31	25	7	57	8	22	0	10	0	290	1.81	35.0%	39.2%	
1995.....	167	40	29	7	50	5	28	0	8	0	368	2.20	41.3%	45.4%	
1996.....	158	45	18	6	53	2	22	0	10	2	372	2.35	39.9%	45.0%	
1997.....	180	44	28	11	59	6	20	0	12	0	395	2.19	40.0%	49.4%	
1998.....	136	40	15	4	45	3	15	0	12	2	323	2.38	40.4%	48.4%	
TOTALS.....	2,608	538	332	119	992	67	380	4	167	10	4,754	1.82	33.4%	40.7%	

(*—the second number is the percentage the quarterback has put his team in position to score, allowing for missed field goal and subtracting those drives ended by the clock and replaced due to injury. #—drives for 1984 add to one more than drives started because Elway replaced Kubiak on one drive.)

DRIVE-ENGINEERING NOTES:

- For his career, he directed Denver to scores in better than 3 in 10 drives; when you adjust the figure as stated above, the figures work to just over 40 in 100.
- In 2,608 career drives started, he was replaced only 10 times due to injury (based on if a replacement QB earned at least one first down on the drive; that's 0.383 percent, or 3.83 in 1,000).
- As far as drive efficiency is concerned, Elway had his best seasons in 1995 and '98.

JOHN ELWAY'S FOURTH-QUARTER HEROICS

In his career (1983-98) John Elway engineered 47 fourth-quarter or overtime, game-saving or game-winning drives for the Broncos, and the team had a record of 46-0-1 in those contests. Those games include:

- 40 fourth-quarter or overtime, game-winning drives (marked below with an asterisk). The Broncos scored the winning points 23 times with fewer than three minutes remaining, 21 times under two minutes and 13 times with less than a minute left.
- seven fourth-quarter, game-tying drives. Denver went on to win six of those contests in regulation or overtime, and one game ended in a tie. The Broncos won in regulation vs. New England (11/4/84) and at Seattle (12/20/85). In overtime, Elway directed the game-winning drive in the AFC Championship Game at Cleveland (1/11/87), while the defense and special teams set up OT wins vs. San Diego (11/17/85), at San Francisco (10/9/88) and at Seattle (10/22/89). The game at Green Bay (9/20/87) ended in a tie.

JOHN ELWAY'S FOURTH-QUARTER HEROICS — GAME-BY-GAME

- ***Dec. 11, 1983 vs. Baltimore** — Throws three fourth-quarter TD passes, the last a 26-yarder to Gerald Willhite with 0:44 left in 21-19 win.
- Nov. 4, 1984 vs. New England** — Directs 8-play, 78-yard drive for seven-yard TD pass to Butch Johnson with 4:03 left to tie score at 19-19; Dennis Smith returns a fumble 64 yards for TD with 1:45 left in a 26-19 win.
- ***Nov. 11, 1984 at San Diego** — Directs 10-play, 77-yard drive for Sammy Winder one-yard TD run with 0:38 left in 16-13 win.
- ***Dec. 9, 1984 vs. San Diego** — Directs 12-play, 40-yard drive for Rich Karlis field goal with 2:08 left in 16-13 win.
- ***Sept. 22, 1985 at Atlanta** — Directs three scoring drives (two TDs, one FG) in fourth quarter, erasing 28-27 deficit, in 44-28 win.
- ***Nov. 11, 1985 vs. San Francisco** — Directs 9-play, 63-yard drive for Rich Karlis 24-yard field goal with 1:27 left in 17-16 win.
- Nov. 17, 1985 vs. San Diego** — Directs 7-play, 48-yard drive for Rich Karlis 34-yard field goal with 0:05 left to tie San Diego; Denver wins 30-24 on Louis Wright's 60-yard TD return of a blocked field goal in OT.
- ***Dec. 1, 1985 at Pittsburgh** — Directs 7-play, 58-yard drive for Steve Sewell two-yard TD run with 1:45 left, taking a 24-23 lead; Mike Harden returns an interception 42 yards for a score for 31-23 win.
- ***Dec. 14, 1985 vs. Kansas City** — Directs 8-play, 59-yard drive for Sammy Winder one-yard TD run with 0:22 left in 14-13 win.
- Dec. 20, 1985 at Seattle** — Directs 8-play, 80-yard drive for Steve Sewell one-yard run to tie game at 24-24 with 2:35 remaining; then passes for 27 yards to start a five-play, 34-yard drive (Gary Kubiak takes over when Elway is injured) for a Rich Karlis 43-yard field goal with 0:55 remaining in 27-24 win.
- ***Sept. 7, 1986 vs. L.A. Raiders** — Directs 9-play, 39-yard drive for seven-yard pass to Gene Lang with 5:11 left in 38-36 win.
- Jan. 11, 1987 at Cleveland (AFC Championship Game)** — Directs 15-play, 98-yard drive for five-yard TD pass to Mark Jackson with 0:39 left to tie game 20-20; in Denver's first OT possession, directs 60-yard drive for Rich Karlis 33-yard FG in 23-20 win.
- Sept. 20, 1987 at Green Bay** — Directs 18-play, 80-yard drive for Steve Sewell one-yard run with 5:53 remaining to tie game at 17-17; game ends in an overtime tie.
- ***Nov. 16, 1987 vs. Chicago** — Directs 8-play, 61-yard drive for Steve Sewell four-yard TD run with 4:58 left in 31-29 win.
- ***Dec. 6, 1987 vs. New England** — Directs 6-play, 74-yard drive for two-yard TD pass to Mark Jackson with 12:41 left for 24-20 lead; Mark Haynes later returns an interception for 14 yards and a score in 31-20 win.
- ***Jan. 17, 1988 vs. Cleveland (AFC Championship Game)** — Directs 5-play, 75-yard drive for 20-yard TD pass to Sammy Winder with 4:01 left for 38-31 lead; after safety and Ernest Byner fumble, Denver wins 38-33.
- Oct. 9, 1988 at San Francisco** — Directs 9-play, 58-yard drive for eight-yard TD pass to Vance Johnson with 8:37 left to tie game 13-13; Broncos win in overtime when Steve Wilson's interception sets up Rich Karlis 22-yard field goal 8:11 into overtime.
- ***Oct. 8, 1989 vs. San Diego** — Directs 11-play, 74-yard drive for Bobby Humphrey 17-yard TD run with 1:03 left in 16-10 win.
- Oct. 22, 1989 at Seattle** — Throws 54-yard TD pass to Vance Johnson with 2:19 left (only play of drive) to tie game 21-21; Dennis Smith interception sets up David Treadwell's 27-yard field goal at 7:14 of OT for 24-21 win.
- ***Nov. 12, 1989 at Kansas City** — Directs 10-play, 72-yard drive for David Treadwell 26-yard FG with 0:01 left in 16-13 win.
- ***Jan. 7, 1990 vs. Pittsburgh (AFC Divisional Playoff)** — Directs 9-play, 71-yard drive for Melvin Bratton one-yard run with 2:27 left in 24-23 win.
- ***Sept. 17, 1990 vs. Kansas City** — Directs 10-play, 79-yard drive for David Treadwell 22-yard FG with 0:00 left for 24-23 win.
- ***Oct. 21, 1990 at Indianapolis** — Directs 9-play, 58-yard drive for David Treadwell 42-yard FG to break tie with 3:45 left; then directs five-play, 56-yard drive for Steve Sewell two-yard run with 1:41 left in 27-17 win.
- ***Oct. 20, 1991 vs. Kansas City** — Directs 7-play, 70-yard drive for David Treadwell 27-yard field goal with 2:37 left in 19-16 win.
- ***Oct. 27, 1991 at New England** — Directs 9-play, 42-yard drive for David Treadwell 34-yard field goal with 1:56 left in 9-6 win.
- ***Dec. 8, 1991 at Cleveland** — Directs 16-play, 64-yard drive for six-yard TD pass to Vance Johnson with 8:54 left to break 7-7 tie; then directs six-play, 66-yard drive for David Treadwell 37-yard field goal with 3:29 remaining in 17-7 win.
- ***Dec. 15, 1991 vs. Phoenix** — Directs 6-play, 66-yard drive for Elway's four-yard TD run with 1:46 left in 24-19 win.
- ***Jan. 4, 1992 vs. Houston (AFC Divisional Playoff)** — Directs 12-play, 87-yard drive for David Treadwell 28-yard field goal with 0:20 left in 26-24 win.
- ***Sept. 6, 1992 vs. L.A. Raiders** — Directs 7-play, 85-yard drive for Reggie Rivers one-yard TD run with 0:55 left in 17-13 win.
- ***Oct. 4, 1992 vs. Kansas City** — Directs 14-play, 80-yard drive for 25-yard pass to Mark Jackson with 1:55 left to pull Denver within six points at 19-13; after a 28-yard punt return, directs a three-play, 27-yard drive for a 12-yard TD pass to Vance Johnson with 0:38 left in 20-19 win.

JOHN ELWAY'S FOURTH-QUARTER HEROICS, CONT.

- ***Oct. 18, 1992 vs. Houston** — Directs 3-play, 80-yard drive for Reggie Rivers' 20-yard TD run with 1:34 left in 27-21 win.
- ***Dec. 12, 1993 vs. Kansas City** — Directs three-play, 11-yard drive for six-yard TD pass to Shannon Sharpe with 10:34 left in 27-21 win.
- ***Oct. 23, 1994 at San Diego** — Directs 4-play, four-yard drive to set up Jason Elam's 54-yard field goal with 10:02 remaining that put Denver ahead 17-15; then directed a nine-play, 66-yard drive to set up Elam for a 25-yard field goal that provided the final score of 20-15 with 4:07 remaining.
- ***Nov. 20, 1994 vs. Atlanta** — Directs 10-play, 73-yard drive for 32-yard TD pass to Anthony Miller to pull Denver within 28-25 with 10:19 remaining; then drove the Broncos 57 yards in 10 plays, capping the drive with a four-yard TD run to put Denver ahead to stay 32-28 with 1:56 remaining.
- ***Sept. 17, 1995 vs. Washington** — Directs 8-play, 80-yard drive that culminated with a 43-yard TD strike to Rod Smith on the final play of the game (play started at 0:06), breaking a 31-31 tie and giving Denver a 38-31 win. The drive began on the Broncos' 20-yard line with 1:07 remaining.
- ***Nov. 19, 1995 vs. San Diego** — Directs 7-play, 53-yard drive to set up Jason Elam's game-winning 32-yard field goal, breaking a 27-27 tie, and lifting Denver to a 30-27 win. The drive began on the Broncos' 33-yard line with 3:43 remaining.
- ***Dec. 24, 1995 at Oakland** — Directs 12-play, 79-yard drive to set up Jason Elam's 27-yard field goal to pull Denver to within 28-20 with 12:47 remaining; then drove the Broncos 87 yards in 13 plays, culminating with a four-yard TD pass to Ed McCaffrey — on which Elway ran in for the two-point conversion — to tie the score at 28-28 with 5:46 remaining; then drove 53 yards in nine plays to set up Elam's game-winning 37-yard field goal with 0:48 remaining, giving Denver the 31-28 victory.
- ***Sept. 15, 1996 vs. Tampa Bay** — Directs 14-play, 80-yard drive over an 8:11 span, capped by Terrell Davis' three-yard run with 3:32 remaining, giving Denver a 27-23 win.
- ***Oct. 20, 1996 vs. Baltimore** — Directs 10-play, 57-yard yard drive in 4:31, culminating with a 6-yard touchdown pass to Ed McCaffrey, to put Denver ahead 38-34 with 10:57 remaining. He later led the club 15 yards in three plays, capped by his own 9-yard touchdown run with 1:16 remaining, to provide the final margin of 45-34.
- ***Nov. 4, 1996 at Oakland** — Directs 6-play, 73-yard drive over a 47-second span, culminating with a 49-yard touchdown pass to Rod Smith with 4:14 remaining to erase a 21-16 Raiders lead and lift Denver to a 22-21 win.
- ***Nov. 24, 1996 at Minnesota** — Directs 11-play, 84-yard drive in 5:02, capped by a five-yard touchdown pass to Ed McCaffrey with 19 seconds remaining that was tipped three times by Vikings defenders, to give Denver a 21-17 win.
- ***Oct. 26, 1997 at Buffalo** — Directs 9-play, 43-yards drive in 4:47 during overtime to set up a 33-yard Jason Elam field goal with 1:56 remaining on the clock, giving Denver a 23-20 win.
- ***Nov. 2, 1997 vs. Seattle** — Directs 8-play, 69-yard drive in 4:34 to set up a 22-yard Jason Elam field goal with 7:28 remaining, breaking a 27-27 tie and giving Denver a 30-27 win.
- ***Jan. 4, 1998 at Kansas City (AFC Divisional Playoff)** — Directs 6-play, 49-yard drive in 2:38, capped by a 1-yard Terrell Davis touchdown run with 12:32 remaining to give Denver a 14-10 AFC Divisional Playoff victory. Key to the drive was Elway's 43-yard strike to Ed McCaffrey that set up the Broncos at the Chiefs' 1-yard line.
- ***Jan. 25, 1998 vs. Green Bay (Super Bowl XXXII)** — Directs 5-play, 49-yard drive in 1:42, culminating in a 1-yard Terrell Davis touchdown run with 1:45 remaining to break a 24-24 tie and give Denver a 31-24 win to claim its first World Championship. Key to the drive was a screen pass to fullback Howard Griffith that covered 23 yards and put Denver at the Green Bay 8-yard line.
- ***Nov. 1, 1998 at Cincinnati** — Directs 5-play, 53-yard drive in 1:56, culminating in a 5-yard Terrell Davis touchdown run with 58 seconds remaining to break a 26-26 tie and give Denver a 33-26 win. Key to the drive was a 38-yard kickoff return by Vaughn Hebronn to stake the Broncos with good field position.
- ***Dec. 6, 1998 vs. Kansas City** — Directs 5-play, 50-yard drive in 2:39, capped by a 24-yard touchdown pass to Shannon Sharpe with 3:34 remaining to give Denver a 35-31 lead that would hold up for the win — Denver's 13th in a row to begin the season (tied for second-best all-time) and 18th in a row overall, dating back to the 1997 season (tied for the longest streak in NFL history, regular and postseason combined).

ALL-TIME PRO FOOTBALL PASSING LEADERS

PASSING YARDS

No.	PLAYER	TEAM	YARDS
1.	Dan Marino	Miami	61,361
2.	Brett Favre*	Atlanta/Green Bay	57,500
3.	John Elway	Denver	51,475
4.	Warren Moon	Hou./Min./Sea./K.C.	49,325
5.	Fran Tarkenton	Minnesota/N.Y. Giants	47,003
6.	Vinny Testaverde	T.B./Cle./Bal./N.Y.J./Dal./N.E.	45,281
7.	Drew Bledsoe	N.E./Buf./Dal.	44,611
8.	Dan Fouts	San Diego	43,040
9.	Joe Montana	S.F./K.C.	40,551
10.	Johnny Unitas	Baltimore/S.D.	40,239

PASS ATTEMPTS

No.	PLAYER	ATT.
1.	Dan Marino	8,358
2.	Brett Favre*	8,224
3.	John Elway	7,250
4.	Warren Moon	6,823
5.	Drew Bledsoe	6,717

TOUCHDOWN PASSES

No.	PLAYER	TDs
1.	Dan Marino	420
2.	Brett Favre*	414
3.	Fran Tarkenton	342
4.	John Elway	300
5.	Warren Moon	291
6.	Johnny Unitas	290
7.	Joe Montana	273
8.	Vinny Testaverde	270
9.	Dave Krieg	261
10.	Sonny Jurgensen	255

PASS COMPLETIONS

No.	PLAYER	COMP.
1.	Brett Favre*	5,021
2.	Dan Marino	4,967
3.	John Elway	4,123
4.	Warren Moon	3,988
5.	Drew Bledsoe	3,839

* active player

ALL-TIME PRO FOOTBALL TOTAL OFFENSE LEADERS

Player	Yards	(Passing / Rushing)
1. Dan Marino	61,448	(61,361 passing / 87 rushing)
2. Brett Favre*	59,274	(57,500 passing / 1,774 rushing)
3. John Elway	54,882	(51,475 passing / 3,407 rushing)
4. Warren Moon	51,061	(49,325 passing / 1,736 rushing)
5. Fran Tarkenton	50,677	(47,003 passing / 3,674 rushing)

* active player

ELWAY RANKS AMONG ALL-TIME TOUCHDOWN LEADERS

With his 5-yard touchdown pass to Rod Smith in the second quarter at San Diego, Nov. 30, 1997, QB John Elway moved past Johnny Unitas into third place all time in total touchdowns. He retired trailing only Dan Marino and Fran Tarkenton among players with 300 or more career total touchdowns but has since been passed by Brett Favre:

PLAYER	TOTAL TOUCHDOWNS	PASSING TOUCHDOWNS	RUSHING TOUCHDOWNS	RECEIVING TOUCHDOWNS
1. Dan Marino	429	420	9	0
2. Brett Favre*	427	414	13	0
3. Fran Tarkenton	374	342	32	0
4. John Elway	334	300	33	1
5. Warren Moon	313	291	22	0

* active player

NFL LEADERS, MOST 3,000-YARD PASSING SEASONS

NAME	3,000-YARD SEASONS	YEARS WITH 3,000 YARDS	NFL SEASONS	CAREER YDS.
Brett Favre, Green Bay*	15	1992-2006	16	57,500
Dan Marino, Miami	13	1984-92, 94-95, 97-98	17	61,361
John Elway, Denver	12	1985-91, 1993-97	16	51,475
Drew Bledsoe, N.E./Buf./Dal.	9	1994-2000, 2002, '05	14	44,611
Peyton Manning, Indianapolis*	9	1998-2006	9	37,586
Warren Moon, Hou./Min./Sea./K.C.	9	1984, 86, 89-91, 93-95, '97	16	49,325
Joe Montana, S.F./K.C.	8	1981, 1983-85, '87, 1989-90, '94	14	40,551
Jim Kelly, Buffalo	8	1986, 88-89, 91-95	11	35,467

* active player

ELWAY PUT BRONCOS AMONG THE WINNERS

During the course of John Elway's 16-year career with the Broncos, the club boasted the best record in the AFC and the second-best record in the NFL with 161 victories. Elway started in 148 of those victories (91.9%), an NFL record for most wins by a starting quarterback.

TOP FIVE RECORDS OF NFL TEAMS, 1983-98

(Regular Season Only)

TEAM	W	L	T	PCT.
1. San Francisco	192	62	1	.755
2. Denver	161	93	1	.633
3. Miami	154	101	0	.604
4. Washington	144	110	1	.567
5. Chicago	143	112	0	.561

GREATNESS MEASURED IN VICTORY

John Elway became the NFL's winningest all-time starting quarterback late in the 1996 season (Dec. 15 vs. Raiders), passing Fran Tarkenton (125), and retired with 148 wins to his credit during his magnificent career. Green Bay's Brett Favre and Miami's Dan Marino are second with 147. Included in that record is a remarkable 94-23 (.803) mark at home. Elway had at least a .500 record against 26 of the 30 other NFL teams he faced, including all but two in the AFC (Oakland and Miami):

MOST VICTORIES BY STARTING QUARTERBACKS, ALL-TIME

(Regular Season Only)

No.	PLAYER	W-L-T	PCT.
1.	John Elway	148-82-1	.643
2.	Brett Favre*	147-90-0	.620
	Dan Marino	147-93-0	.613
4.	Fran Tarkenton	125-109-6	.533
5.	Johnny Unitas	119-63-4	.651

* active player

TOP FIVE ALL-TIME RUSHING QUARTERBACKS

No.	PLAYER	RUSH	YARDS	AVG.	LG	TD
1.	Randall Cunningham	775	4,928	6.5	521	35
2.	Steve Young	722	4,239	5.9	491	43
3.	Michael Vick*	529	3,859	7.3	58	21
4.	Fran Tarkenton	675	3,674	5.5	521	32
5.	Steve McNair*	659	3,558	5.4	711	37
6.	John Elway	774	3,407	4.4	31	33

* active player

MOST TIMES SACKED, ALL-TIME, NFL QUARTERBACKS

ALL-TIME QUARTERBACKS (since 1963)

PLAYER	SEASONS	TIMES SACKED	Yds. LOST	MILES LOST
John Elway	16	516	3,785	2.15
Dave Krieg	19	494	3,794	2.16
Randall Cunningham	13	484	3,537	1.97
Fran Tarkenton	18	483	4,341	2.00
Phil Simms	14	477	3,418	2.04
Drew Bledsoe	14	467	3,135	1.78

ELWAY VS. HALL OF FAME QUARTERBACKS

At the time of his retirement, after 16 seasons, John Elway had thrown and completed more passes, and thrown for more yards than all 18 quarterbacks then enshrined in the Hall of Fame at the equivalent point in each of their careers. He also ranked first in rushing attempts and total offense (combined rushing and passing yards), second in rushing yards, tied for second in rushing touchdowns, second in completion percentage and second in touchdown passes. Among those enshrined in Canton, only Fran Tarkenton had thrown more touchdown passes in his first 16 seasons than Elway, and only Otto Graham had more rushing touchdowns.

(Listed in descending order by passing yards)

PLAYER	PASSING						RUSHING					
	ATT.	COMP.	Yds.	Pct.	TD	INT.	Rtg.	ATT.	Yds.	Avg.	TD	
Elway, John	7,250	4,123	51,475	56.9	300	226	79.8	774	3,407	4.4	33	
Fouts, Dan	5,604	3,297	43,040	58.8	254	242	80.2	224	476	2.1	13	
Tarkenton, Fran	5,225	2,931	38,840	56.1	291	212	81.4	609	3,629	6.0	30	
Unitas, Johnny	4,777	2,616	37,715	54.8	281	231	80.3	439	1,757	4.0	13	
Tittle, Y.A.	3,817	2,118	28,339	55.2	212	221	73.5	291	999	3.6	33	
Bradshaw, Terry	3,901	2,025	27,989	51.9	212	210	70.7	444	2,257	5.1	32	
Namath, Joe	3,762	1,886	27,663	50.1	173	220	65.6	71	140	2.0	7	
Jurgensen, Sonny	3,891	2,200	27,108	56.5	236	175	79.8	170	497	2.9	15	
Layne, Bobby	3,700	1,814	26,768	49.0	196	243	63.2	611	2,451	4.0	25	
Griese, Bob	3,429	1,926	25,092	56.2	192	172	77.1	261	994	3.8	7	
Starr, Bart	3,104	1,448	24,425	46.6	152	135	72.1	244	1,297	5.3	14	
Van Brocklin, Norm	2,895	1,553	23,611	53.6	173	178	75.1	102	40	0.4	11	
Dawson, Len	2,960	1,664	23,483	56.2	212	149	85.1	257	1,143	4.4	9	
Staubach, Roger	2,958	1,685	22,700	57.0	153	109	83.5	410	2,264	5.5	20	
Baugh, Sammy	2,972	1,673	22,507	56.3	184	202	72.9	317	323	1.0	6	
Blanda, George	2,641	1,287	17,996	48.7	149	166	63.5	125	345	2.8	9	
Luckman, Sid	1,744	904	14,683	51.8	139	131	75.7	204	209	1.0	2	
Graham, Otto	1,565	872	13,499	55.7	88	94	78.2	405	882	2.2	44	
Waterfield, Bob	1,617	813	11,849	50.3	98	127	62.0	75	21	0.3	13	

GETTING BETTER WITH AGE

John Elway not only maintained his status among the league's elite quarterbacks in the latter years of his career but even improved dramatically in several key statistical categories over his final six seasons. The following is a comparative glance at Elway's season averages for passing yards, touchdowns and interceptions over his first nine seasons as a full-time starter (excludes 1983) against his final six:

SEASONS	AVG. YARDS	AVG. TDs	AVG. INTs
1984-92	3,172.6	16.8	15.8
1993-98	3,543.2	23.7	11.5

JOHN ELWAY'S LONGEVITY

MOST CAREER REGULAR-SEASON GAMES PLAYED BY A BRONCO

Pos.	PLAYER	YEARS	GAMES
QB	John Elway	1983-98	234
K	Jason Elam	1993-Present	220
LB	Tom Jackson	1973-86	191
C	Tom Nalen	1994-Present	189
G	Paul Howard	1973-86	187

ALL-TIME NFL POSTSEASON PASSING LEADERS BY CATEGORY

PASSING YARDS

No.	PLAYER	GAMES	YARDS
1.	Joe Montana	23	5,772
2.	John Elway	22	4,964
3.	Brett Favre*	20	4,902
4.	Dan Marino	18	4,510
5.	Jim Kelly	17	3,863

TOUCHDOWN PASSES

No.	PLAYER	TDs
1.	Joe Montana	45
2.	Brett Favre*	34
3.	Dan Marino	32
4.	Terry Bradshaw	30
5.	John Elway	27

PASS ATTEMPTS

No.	PLAYER	ATTEMPTS
1.	Joe Montana	734
2.	Dan Marino	687
3.	Brett Favre*	663
4.	John Elway	651
5.	Jim Kelly	545

PASS COMPLETIONS

No.	PLAYER	COMPLETIONS
1.	Joe Montana	460
2.	Brett Favre*	401
3.	Dan Marino	385
4.	John Elway	355
5.	Jim Kelly	322

ALL-TIME NFL QUARTERBACKS WITH 3,000 POSTSEASON AND 40,000 REGULAR SEASON PASSING YARDS

PLAYER	TEAM (S)	POSTSEASON YARDS	REGULAR SEASON YARDS
Joe Montana	San Francisco/Kansas City	5,772	40,551
John Elway	Denver	4,964	51,475
Brett Favre*	Atlanta/Green Bay	4,902	57,500
Dan Marino	Miami	4,510	61,361

* active player

TOUCHDOWN PASSES IN CONSECUTIVE POSTSEASON GAMES

John Elway threw at least one touchdown pass in 17 of the 22 postseason contests in which he played. After not throwing one in his first playoff game, he threw at least one in his next nine, which ranks fifth all-time for consecutive playoff games with at least one touchdown pass:

PLAYER	TEAM	SEASONS	CONSECUTIVE GAMES WITH TD PASS
1. Brett Favre*	Green Bay	1995-2004	16
2. Dan Marino	Miami	1983-95	13
3. Tom Brady*	New England	2001-06	12
4. Joe Montana	San Francisco	1988-90	10
Ken Stabler	Oakland	1973-77	10
6. John Elway	Denver	1984-89	9

* active player

ALL-TIME SUPER BOWL PASSING LEADERS

John Elway saved one of his best career performances for his final game, Super Bowl XXXIII vs. Atlanta at Pro Player Stadium in Miami. He threw for 336 yards in Denver's 34-19 win — now fourth-most in Super Bowl history — and was voted MVP. He also set a record for most career pass attempts in Super Bowl games, and for the second consecutive year became the oldest player to score in a Super Bowl.

MOST PASSING YARDS IN A SUPER BOWL GAME

PLAYER	TEAM	Yds.	OPP. (DATE)	RESULT
1. Kurt Warner*	St. Louis	414	Ten. (1/30/00)	W 23-16
2. Kurt Warner*	St. Louis	365	NE (2/3/02)	L 17-20
3. Joe Montana	San Francisco	357	Cin. (1/22/89)	W 20-16
Donovan McNabb*	Philadelphia	357	NE (2/6/05)	L 29-32
5. Tom Brady*	New England	354	Car. (2/1/04)	W 32-29
6. Doug Williams	Washington	340	Den. (1/31/88)	W 42-10
7. John Elway	Denver	336	Atl. (1/31/99)	W 34-19

SUPER BOWL PASSING YARDS, CAREER

PLAYER	TEAM	Yds.	GMS.
1. Joe Montana	S.F.	1,142	4
2. John Elway	Den.	1,128	5
3. Terry Bradshaw	Pit.	932	4
4. Jim Kelly	Buf.	829	4
5. Kurt Warner	Stl.	779	2

MOST CAREER SUPER BOWL PASS ATTEMPTS

PLAYER	TEAM	ATT.	GMS.
1. John Elway	Denver	152	5
2. Jim Kelly	Buffalo	145	4
3. Joe Montana	San Francisco	122	4

MOST CAREER SUPER BOWL COMPLETIONS

PLAYER	TEAM	COMP.	GMS.
1. Joe Montana	San Francisco	83	4
2. Jim Kelly	Buffalo	81	4
3. John Elway	Denver	76	5

MOST SUPER BOWL STARTS BY A QUARTERBACK

PLAYER	TEAM	STARTS	GAMES	RECORD
1. John Elway	Denver	5	XXI, XXII, XXIV, XXII, XXXIII	2-3
2. Terry Bradshaw	Pittsburgh	4	IX, X, XIII, XIV	4-0
Joe Montana	San Francisco	4	XVI, XIX, XXIII, XXIV	4-0
Jim Kelly	Buffalo	4	XXV, XXVI, XXVII, XXVIII	0-4
Roger Staubach	Dallas	4	V, X, XII, XIII	2-2

* active player

THE BRONCOS' RECORD WHEN ELWAY...

(Regular Season, Games Started Only)

Threw 0 Touchdowns:.....	33-31-1	Rushed for a Touchdown:.....	22-10
Threw 1 Touchdown:.....	45-30	Rushed for 50 or more Yards:.....	2-2
Threw 2 Touchdowns:.....	41-17	Was Not Intercepted:.....	74-22
Threw 3 Touchdowns:.....	20-3	Was Intercepted:.....	74-59-1
Threw 4 Touchdowns:.....	9-0	Played on Grass:.....	121-50-1
Threw 5 Touchdowns:.....	1-0	Played on Turf:.....	27-31
Threw at least 1 TD:.....	115-50	Played in Domes:.....	13-13
Was Not Sacked:.....	31-8	Played on Monday Night:.....	13-10
Was Sacked:.....	117-72-1	Played on Sunday Night:.....	10-8
Threw for 300 Yards:.....	24-12	Played in Prime Time:.....	24-18
Threw for under 200 Yards:.....	51-42	Played on Non-Sundays:.....	21-12

A MODEL OF CONSISTENCY

John Elway threw at least one touchdown pass in 166 of his 234 regular season games (70.9%) and in 17 of his 22 playoff games (77.3%). In all, he threw a TD pass in 183 of 256 career regular and postseason games (71.5%). Elway threw at least one TD pass in 60 of his final 73 regular season games (82.2%):

ELWAY'S GAMES WITH AT LEAST ONE TOUCHDOWN PASS, YEAR-BY-YEAR

YEAR	REGULAR SEASON	POSTSEASON	OVERALL
1983	4 of 11	0 of 1	4 of 12
1984	9 of 15	1 of 1	10 of 16
1985	11 of 16	0 of 0	11 of 16
1986	12 of 16	3 of 3	15 of 19
1987	10 of 12	3 of 3	13 of 15
1988	11 of 15	0 of 0	11 of 15
1989	11 of 15	2 of 3	13 of 18
1990	9 of 16	0 of 0	9 of 16
1991	10 of 16	1 of 2	11 of 18
1992	7 of 12	0 of 0	7 of 12
1993	13 of 16	1 of 1	14 of 17
1994	10 of 14	0 of 0	10 of 14
1995	14 of 16	0 of 0	14 of 16
1996	13 of 15	1 of 1	14 of 16
1997	12 of 16	2 of 4	14 of 20
1998	10 of 12	2 of 3	12 of 15
TOTAL	166 of 234	17 of 22	183 of 256

In Elway's career, the Broncos posted a 34-33-1 mark in the 68 regular season games in which he did not throw a touchdown pass while posting a 2-3 postseason record in such contests. Elway also had 90 multiple-touchdown regular season games, in which Denver posted a 71-19 record (78.9%). Elway also produced seven postseason multiple-touchdown games, in which the Broncos posted a 4-3 record.

JOHN ELWAY BY STADIUM

In his 16-year career, John Elway threw at least one touchdown pass in 24 different stadiums, including 180 at Mile High Stadium—an NFL record for one player at a single stadium. There were eight NFL venues at the time of his retirement in which he had not thrown a touchdown pass, including Soldier Field, Pro Player Stadium (though he threw a postseason TD there - now Dolphin Stadium) and the Superdome. In addition, he never played at six other sites: Ericsson Stadium, Raymond James Stadium, PSINet/M&T Bank Stadium (Balt.), the Trans World Dome and Jack Kent Cooke Stadium. Elway also threw 27 postseason TD passes in seven different stadiums: 18 at Mile High Stadium, three at the L.A. Coliseum, two at Three Rivers Stadium, one at Cleveland Municipal Stadium, one at Jack Murphy Stadium (now Qualcomm Stadium) (Super Bowl XXII), one at the Rose Bowl (Super Bowl XXI) and one at Pro Player Stadium (Super Bowl XXXIII - now Dolphin Stadium).

ELWAY'S TOUCHDOWN PASSES BY STADIUM

(Regular Season Only)

Mile High	180	Giants.....	3
Kingdome	16	Anaheim	3
Jack Murphy/Qualcomm	16	Foxboro	3
L.A. Coliseum	12	Atlanta-Fulton County.....	3
Arrowhead	10	Georgia Dome	3
Cleveland Municipal	8	RCA Dome.....	3
Rich	6	Sun Devil.....	2
Three Rivers	6	Texas	2
Oakland-Alameda County	6	Veterans	2
Metrodome	5	Candlestick/3COM	1
Astrodome	4	Lambeau	1
Cinergy Field	4	Silverdome	1



**STEVE
ATWATER**

6-3 • 217 • ARKANSAS

YEAR INDUCTED: 2005

YEARS WITH BRONCOS: 1989-98

SAFETY

27



THEN: Steve Atwater was inducted as the 20th member of the Broncos' Ring of Fame in 2005 after a brilliant 10-year career with the club from 1989-98. Regarded as one of the toughest safeties in the NFL during his playing days, Atwater was voted to a franchise-record seven consecutive Pro Bowls from 1990-96 and trails only quarterback John Elway (9) for most selections by a Bronco to the NFL's annual all-star game. Selected by the Broncos in the first round (20th overall) of the 1989 NFL Draft, Atwater was a consensus all-rookie selection and was named NFL Defensive Rookie of the Year by *Football Digest* during his first professional season. He went on to serve as a key leader on the Broncos' back-to-back Super Bowl championship teams from 1997-98 and was voted an All-Pro by the Associated Press from 1991-92 and in 1996. He started all 155 regular-season games he played with Denver, a total that ranks eighth all time in franchise history. Atwater also recorded 24 interceptions that mark the eighth-highest total in team annals. He led the Broncos in tackles during two seasons (1993 and '95) and finished second on the club in that category five times during his career. Atwater's play against Green Bay in Super Bowl XXXII, a game in which he totaled six tackles, one sack, one forced fumble and two pass breakups, was instrumental in Denver winning its first-ever World Championship. He also is remembered for his devastating hit on Chiefs running back Christian Okoye in a 1990 *Monday Night Football* game. Atwater, who was a three-time All-Southwest Conference selection and two-time All-American at the University of Arkansas, played one season with the New York Jets in 1999 following his Broncos career.

NOW: Atwater lives in Atlanta and works as a money manager for an investment company.

ATWATER'S DENVER BRONCOS RECORD

Games	Starts	Solo	Assist	Total	Sacks	Int.	Yds.	Avg.	TD
155	155	818	483	1,301	5.0	24	408	17.0	1

ATWATER'S NFL CAREER RECORD

Games	Starts	Solo	Assist	Total	Sacks	Int.	Yds.	Avg.	TD
167	166	854	502	1,356	5.0	24	408	17.0	1



**AUSTIN "GOOSE"
GONSOLIN**

6-3 • 210 • BAYLOR

YEAR INDUCTED: 1984

YEARS WITH BRONCOS: 1960-66

SAFETY

23



THEN: Austin "Goose" Gonsoulin was one of the four original Ring of Fame inductees in 1984, recognized for his splendid play at safety for seven seasons. Gonsoulin was one of the original Broncos from the 1960 season and was one of three original Broncos still with the team at the start of his final year with the club in 1966. At the end of his Broncos career, he was the all-time American Football League leader in interceptions with 43 and still ranks second in club history in that category. His 11 pickoffs in 1960 as a rookie are still a Denver club record, and he shares the team and NFL record for interceptions in a game with four, a feat he accomplished Sept. 18, 1960, at Buffalo. He also had three interceptions in a game against Kansas City on Oct. 11, 1964. Gonsoulin led the Broncos in interceptions four times in his career, including in consecutive seasons from 1962-63, and currently ranks fifth in club history with 542 career interception return yards. He was an All-AFL choice in 1960, 1962 and 1963 while the safety also was named to the AFL All-Star Game from 1961-64 and in 1966. His amazing durability and toughness enabled him to start 61 consecutive games at one point in his career. Gonsoulin played one season with San Francisco in 1967 after his Broncos career concluded. A native of Port Arthur, Texas, he was captain of his college team at Baylor University.


NOW: Gonsoulin has retired from running a Texas construction company, which he operated after his retirement from football.

GONSOLIN'S DENVER BRONCOS RECORD

Games	Starts	Sacks	Int.	Yds.	Avg.	TD
94	N/A	1.0	43	542	12.6	2

GONSOLIN'S NFL CAREER RECORD

Games	Starts	Sacks	Int.	Yds.	Avg.	TD
108	N/A	N/A	46	551	12.0	2



RANDY GRADISHAR
6-3 • 233 • OHIO STATE
YEAR INDUCTED: 1989
YEARS WITH BRONCOS: 1974-83

53


LINEBACKER

THEN: Randy Gradishar was the only Ring of Fame inductee in 1989 in recognition of his outstanding 10-year career at linebacker with the Broncos. He was among the 15 finalists for the Pro Football Hall of Fame balloting in 2003 and was one of 25 semifinalists for the Class of 2005, 2006 and 2007. During his career, Gradishar was a seven-time Pro Bowler, the most by any Bronco at the end of his career, and he also was the all-time leader in tackles for Denver, finishing with 2,049. He led the Broncos in tackles for a franchise-record nine consecutive seasons from 1975-83 and averaged 222 tackles per season during that stretch. His 286 tackles recorded during the 1978 campaign still stands as the Broncos' single-season record. Selected by the Broncos in the first round (14th overall) of the 1974 NFL Draft, Gradishar never missed a game, playing in 145 in a row. He accounted for 33 turnovers in his career (20 INTs and 13 fumble recoveries) and was voted the Defensive Player of the Year in 1978 by AP, UPI, *Pro Football Weekly* and NEA (George Halas Award). His teammates also voted him team defensive MVP in 1978 and 1980. While at Ohio State, Gradishar was referred to by his head coach—the legendary Woody Hayes—as “the best linebacker I ever coached at Ohio State.” He was a three-year starter for the Buckeyes and was named to every All-America team following his senior season as well as being an Academic All-America selection, graduating with a degree in distributive education. Gradishar also was the president of the Denver Broncos Youth Foundation from 1982-92. He was inducted in 1998 into the College Football Hall of Fame.

NOW: Gradishar joined the Phil Long Dealerships as Leadership Manager in December 1997, a position in which he helps train, equip and support employees in the quest to achieve their goals and objectives. In that capacity, he encourages employees to exceed customer expectations and ensure customer satisfaction. Gradishar also is instrumental in the Phil Long Community Fund, which operates in conjunction with Denver Broncos Charities to make an investment back into the communities with which it does business, as well as the Phil Long University, furnishing employees with career opportunities through quality education and state-of-the-art training. Gradishar and his wife, Beth, make their home in Denver. He has three children: Paige, Meredith and Mark.

GRADISHAR'S DENVER BRONCOS CAREER RECORD

Games	Starts	Tackles	Sacks	Int.	Yds.	Avg.	TD
145	134	2,049	19.5	20	335	16.8	3



RICH JACKSON
6-3 • 255 • SOUTHERN
YEAR INDUCTED: 1984
YEARS WITH BRONCOS: 1967-72

87

DEFENSIVE END

THEN: Rich Jackson was one of the four original Ring of Famers who were inducted in 1984 to recognize his six outstanding seasons with the Broncos from 1967-72. He was considered by many as the best defensive end in professional football during his prime. Known as “Tombstone,” Jackson was the first Bronco to be named to the All-NFL first team in 1970. His 43 sacks as a Bronco were the most by any player in club history at the conclusion of his career with the team. He entered the AFL in 1966 with Oakland, playing in five games, before spending the next six seasons with Denver after the Broncos acquired him in a trade. Jackson posted his career high in quarterback sacks in 1969 with 11 and had 10 sacks in both 1968 and 1970. He was voted All-AFL in 1968 and '69 in addition to starting in the 1970 Pro Bowl. He made the Pro Bowl again in 1971 despite playing in only seven games due to a knee injury that eventually forced him out of football. That season, he was graded by the Broncos' coaches as the team's most efficient tackler as he made the stop on 97 percent of his opportunities. Tabbed the Colorado Sports Hall of Fame Pro Athlete of the Year in 1970, Jackson played the first four games of 1972 season with the Broncos before being traded to Cleveland for a 1973 third-round draft choice (Paul Howard). He played in each of the final 10 games for the Browns in his last NFL season. He was a standout end at Southern University on both sides of the ball and also was the NAIA shot-put champion.


NOW: Jackson is a school administrator in New Orleans, where he and his wife, Katherine, reside.

JACKSON'S DENVER BRONCOS RECORD

Games	Starts	Sacks	Int.	Yds.	Avg.	TD
67	52	43.0	0	0	0.0	0

JACKSON'S NFL CAREER RECORD

Games	Starts	Sacks	Int.	Yds.	Avg.	TD
82	N/A	N/A	0	0	0.0	0



TOM JACKSON
5-11 • 220 • LOUISVILLE
YEAR INDUCTED: 1992
YEARS WITH BRONCOS: 1973-86

57


LINEBACKER

THEN: Tom Jackson was the only player inducted into the Ring of Fame in 1992. “TJ” was always one of the most popular players among his teammates, who voted him most inspirational player six consecutive seasons (1981-86). Selected by the Broncos in the fourth round (88th overall) of the 1973 NFL Draft, Jackson finished his 14-year career having played the most games in Broncos history at 191 and currently stands third on that list. He also finished his career tied for second in games started by a Bronco with 177 (currently tied for fifth) and is one of only four Broncos to wear the Denver uniform for at least 14 seasons. Jackson, who started every possible game in a season seven times for his career, made three consecutive Pro Bowl appearances from 1977-79 and was named first-team All-Pro twice (1977-78). He was also named by his teammates as Denver's defensive MVP in 1974, '76 and '77. The linebacker was part of six teams that reached the playoffs and two that appeared in the Super Bowl, including the 1977 team that was the first in Broncos history to make the postseason and advanced to Super Bowl XII. Jackson is tied with fellow Ring of Famer Randy Gradishar for the most interceptions in Broncos history by a linebacker with 20, a career total that currently ties for the 10th highest by any player in club history. His seven interceptions in 1976 mark the highest single-season total by a linebacker in Broncos history. He finished among Denver's top five tacklers during 11 consecutive seasons from 1974-84 and recorded a career-high 169 tackles in 1980. Upon his retirement following the 1986 season, he was fifth on the Broncos' all-time sack list with 44 and currently is eighth on that list. Jackson joined the Broncos after a standout career at Louisville, where he was a three-time all-conference selection.

NOW: Jackson is one of the most recognizable and respected NFL analysts on television and works for ESPN, where he was the co-host of its award-winning “Sunday NFL Countdown” and “NFL PrimeTime” shows. Tom, his wife Jennifer and their daughters, Taylor and Morgan, reside in Cincinnati, Ohio.

JACKSON'S DENVER BRONCOS CAREER RECORD

Games	Starts	Sacks	Int.	Yds.	Avg.	TD
191	177	44.0	20	340	17.0	3



CHARLEY JOHNSON
6-1 • 200 • NEW MEXICO STATE
YEAR INDUCTED: 1986
YEARS WITH BRONCOS: 1972-75

12

QUARTERBACK

THEN: Charley Johnson was one of three inductees into the Ring of Fame in 1986 along with fellow quarterback Frank Tripucka and defensive end Paul Smith. Johnson came to Denver in 1972 from Houston in exchange for a third-round draft choice, and the trade at that time was regarded as the most important in franchise history. He quarterbacked the Broncos to their first winning season (7-5-2 in 1973), a landmark moment in the first 14 years of franchise history. Johnson set a new Broncos record for passing accuracy (since broken) in 1974 by completing 55.7 percent of his passes. He made the All-AFC team picked by UPI and *Pro Football Weekly* after the 1973 season while being chosen by his teammates as the Broncos' most valuable offensive player. Johnson once threw for 445 yards in a game (vs. Kansas City, 11/18/74), marking the fourth-highest single-game passing total in team history. He also threw a touchdown pass in 10 consecutive games from 1973-74, a Broncos record at the time. He finished his Broncos career with 7,238 passing yards, which currently rank sixth in team history, and 52 touchdown passes, which currently rank fifth in club annals. He had a 20-18-3 (.524) record as a starter with Denver. A draft choice of the St. Louis Cardinals, Johnson played his first professional season with that club in 1961 and set many passing records during nine years with the team. He was traded to Houston before the 1970 season and was with the Oilers for two years before joining the Broncos. Johnson was a star quarterback at New Mexico State, where he led his team to two Sun Bowl titles.


NOW: Dr. Charley Johnson is professor and academic department head of the chemical engineering department at New Mexico State University in Las Cruces, N.M.

JOHNSON'S DENVER BRONCOS RECORD

Games	Starts	Att.	Comp.	Yards	Pct.	TD	INT	LG
54	41	970	517	7,238	53.3	52	52	90t

JOHNSON'S NFL CAREER RECORD

Games	Starts	Att.	Comp.	Yards	Pct.	TD	INT	LG
165	124	3,392	1,737	24,410	51.2	170	181	90t



FLOYD LITTLE
5-10 • 196 • SYRACUSE
YEAR INDUCTED: 1984
YEARS WITH BRONCOS: 1967-75

44

RUNNING BACK

THEN: Floyd Little is one of the four original Ring of Fame inductees from 1984. A first-round (sixth overall) draft choice of the Broncos in 1967, Little was the first No. 1 draft pick ever signed by the Broncos and was widely regarded as "The Franchise" for much of his nine-year career. Little was the first serious threat for the Broncos at running back. A Pro Bowl participant from 1970-71 and in 1973, Little also twice played in the AFL All-Star game (1968 and '69) and was named the Colorado Sports Hall of Fame Pro Athlete of the Year in 1972. Little finished his Broncos career ranked No. 1 on the franchise's all-time list for rushing attempts (1,641), rushing yards (6,323), rushing touchdowns (43) and total touchdowns (54) and now ranks second in each behind Terrell Davis. He was surpassed by Davis in yards and both touchdown categories during the 1998 season and in attempts in 2001. Little, who at the time of his retirement ranked seventh in the NFL in career rushing, also finished his career ranked third on the Broncos' all-time scoring list with 324 points and currently stands ninth on that list. He tallied a team-record 12,173 all-purpose yards during his career and was the club's franchise leader in that category until Rod Smith passed him in 2006. Little also finished his career as the Broncos' all-time leader in career kickoff return yards (2,523) and currently ranks second in that category. Little also holds the Broncos' record for the longest non-scoring kickoff return (89 yards vs. Oakland, 11/10/68). Little led the NFL in rushing during the 1971 season with a career-best 1,133 yards after capturing the AFC rushing crown in 1970. He led Denver in rushing for seven consecutive seasons from 1967-73, marking the longest such streak in club history. A three-time All-American at Syracuse, Little followed in the footsteps of Jim Brown and Ernie Davis as a superstar tailback for the Orangemen. He shattered most of the records set by his predecessors, rushing for 2,704 yards, totaling 582 receiving yards, returning punts for 845 yards and kickoffs for 797 yards, and recording 19 passing yards—for a total of 4,947 yards.

Now: Little has owned a Ford dealership for many years in Seattle, where he makes his home.

LITTLE'S DENVER BRONCOS CAREER RECORD

RUSHING					RECEIVING					KICK RETURNS				
Games	Starts	No.	Yds.	Avg.	TD	No.	Yds.	Avg.	TD	No.	Yds.	Avg.	TD	
117	93	1,641	6,323	3.9	43	215	2,418	11.2	9	104	2,523	24.3	0	



KARL MECKLENBURG
6-3 • 240 • MINNESOTA
YEAR INDUCTED: 2001
YEARS WITH BRONCOS: 1983-94

77


LINEBACKER

THEN: Karl Mecklenburg joined the Ring of Fame in 2001 after establishing himself as one of the most outstanding defensive players in franchise history during his 12-year career from 1983-94. Mecklenburg overcame long odds to achieve greatness after being drafted by the Broncos in the 12th round out of Minnesota in 1983—the 310th player chosen. After playing defensive end during his first professional season, Mecklenburg was converted to linebacker in 1984. He became a starter by his third season in 1985 and went on to start 141 career games, a total that includes all 16 games in a year during five different campaigns. His 180 career games played with Denver placed him fifth on the club's all-time list at the end of his tenure with the team (currently ninth). Mecklenburg was voted to play in six Pro Bowls (following the 1985, '86, '87, '89, '91 and '93 seasons), a total that ties for the fifth highest by a player in team history; was named All-AFC and All-NFL four times (1985-87 and '89); was named AFC Player of the Year by *Football News* in 1986 and played in three Super Bowls as a Bronco: XXI, XXII and XXIV. He finished his career with 1,145 tackles (787 solo) as well as a franchise-record 79.0 sacks. Mecklenburg's career high of 13 sacks came in 1985 and were a franchise single-season record (currently fifth most in a year in club history), and he posted eight seasons with at least seven sacks. He recorded 11 multi-sack games and is the only player in team annals to record four sacks in a game twice in his career. For his career, Mecklenburg posted 100 tackles in a season six times, including a career and team-high 143 stops in 1989. Mecklenburg began his collegiate career at Augustana (S.D.) College before transferring to Minnesota, where he earned second-team All-Big Ten honors as a senior in 1982.

Now: Mecklenburg has been very active locally since his retirement in 1994. He coaches high school football on the staff at Kent Denver School, is a motivational speaker and does promotional work for several local businesses. Mecklenburg and his wife, Kathi, have a son, Luke, and a daughter, Kelsey.

MECKLENBURG'S DENVER BRONCOS CAREER RECORD

Games	Starts	Solo	Assist	Total	Sacks	Int.	Yds.	Avg.	TD
180	141	787	358	1,145	79.0	5	128	25.6	0



CRAIG MORTON
6-4 • 214 • CALIFORNIA
YEAR INDUCTED: 1988
YEARS WITH BRONCOS: 1977-82

7

QUARTERBACK

THEN: Craig Morton was one of three inductees in 1988 along with fellow teammates Haven Moses and Jim Turner. Morton, who came to the Broncos through a trade with the New York Giants in 1977, was Denver's starting quarterback for most of the period from 1977-82 and led the team to its first postseason and Super Bowl berth in 1977 as he engineered the Broncos to a 12-2 regular season record and home playoff wins over Pittsburgh and arch-rival Oakland that year. Morton, who also played for the Dallas Cowboys from 1965-74, earned a variety of awards for his on-field performance in 1977, including AFC Most Valuable Player honors after ranking fourth in the league in passer rating (82.1) that year. During his career with Denver, he led the team to two divisional titles (1977-78). He finished his Broncos career ranked first in passing yards (11,895 - currently second), touchdown passes (74 - currently second), pass attempts (1,594 - currently fourth), completions (907 - currently fourth) and total offense (12,155 - currently fourth). His 41 career regular-season wins as the Broncos' starting quarterback mark the second-highest total in club history, and his .641 winning percentage as Denver's signal caller (41-23) is the third best in franchise annals. In 1981, the quarterback led the NFL with an 8.50 yards per attempt average, a figure that stands as the second-highest single-season total in Broncos history, and threw for a career-high 3,195 yards. He also tied a personal best with 21 touchdown passes in 1981, a total at the time was the second highest in a season in team history (currently 10th). Morton once completed 16 consecutive passes in a game and had a streak of nine consecutive games with a touchdown pass. He was a consensus All-American at the University of California, where he also starred in baseball.


Now: Morton resides in San Francisco and works for the University of California, assisting with fundraising efforts for the school.

MORTON'S DENVER BRONCOS RECORD

Games	Starts	Att.	Comp.	Yards	Pct.	TD	INT	LG
72	64	1,594	907	11,895	56.9	74	65	95t

MORTON'S NFL CAREER RECORD

Games	Starts	Att.	Comp.	Yards	Pct.	TD	INT	LG
203	144	3,786	2,053	27,908	54.2	183	187	95t



HAVEN MOSES
6-2 • 208 • SAN DIEGO STATE
YEAR INDUCTED: 1988
YEARS WITH BRONCOS: 1972-81

25

WIDE RECEIVER

THEN: Haven Moses was inducted into the Ring of Fame in 1988 as part of a three-member class that also included quarterback Craig Morton and kicker Jim Turner. Moses played 10 seasons for the Broncos from 1972-81 as one of the team's primary wide receivers after joining the team from Buffalo, where he played his first four professional seasons. He finished his Broncos career ranked third in receptions (302 - currently eighth) and receiving yards (5,450 - currently eighth) while tying with fellow Ring of Famer Lionel Taylor for first in receiving touchdowns with 44 (currently tied for fourth). His yards-per-catch average for his Denver career was 18.0, which marks the second-highest career total in franchise history, and he averaged more than 19 yards a catch in three consecutive seasons from 1976-78. Moses also was a key member of the first winning season in Broncos history in 1973 as he caught a career-high eight touchdown passes to earn Pro Bowl honors and help Denver post a 7-5-2 record. In the AFC Championship Game against Oakland on New Year's Day in 1978, Moses caught five passes for 168 yards with two touchdowns to propel Denver to its first-ever Super Bowl appearance. A year later in 1979, Moses registered a career-best in receptions (54) and receiving yards (943). He was a two-year letterman and an All-American as a wide receiver and defensive back at San Diego State University.

Now: Moses is Director of Development for the Denver Police Activities League. He previously worked for the Archdiocese of Denver and is very active in the community with involvement in various community projects.

MOSES' DENVER BRONCOS RECORD

Games	Starts	Rec.	Yds.	Avg.	TD
140	127	302	5,450	18.0	44

MOSES' NFL CAREER RECORD

Games	Starts	Rec.	Yds.	Avg.	TD
199	N/A	448	8,091	18.1	56



GERALD PHIPPS

YEAR INDUCTED: 1985

YEARS WITH BRONCOS: 1961-81

OWNER

THEN: Gerald H. Phipps became the first and only non-player to be inducted into Denver Broncos' Ring of Fame in 1985. Under the guidance of Phipps and his brother Allan, the Broncos rose from their less than auspicious beginnings to the top of the American Football Conference after Phipps purchased the club on Feb. 15, 1965. In 1977, the Broncos posted a 12-2 regular-season record and advanced to the playoffs for the first time in franchise history en route to claiming their first-ever AFC Championship and appearing in their first Super Bowl (XII vs. Dallas). Denver won the AFC West title in 1977 and 1978 with Phipps as owner, and the club made three consecutive playoff appearances (1977-79). Under Phipps, the Broncos ultimately rose to a position as one of the NFL's most stable franchises after recording the first winning season in club history under his direction in 1973 (7-5-2 record). With the success of the Broncos, the doors were opened for major league teams from other sports to grab a piece of the Denver sports pie. Following the takeover by the Phipps brothers, Denver Broncos season ticket sales improved from 8,002 in 1964 to 22,905 in 1965. Broncos season tickets were sold out for every season under Phipps from 1970-81 and grew to 73,380 in 1981. Denver's home attendance grew to 598,224 in his final year overseeing the club in 1981. Before purchasing the Broncos, Phipps was the president of the Gerald H. Phipps Inc. Construction Company, which he continued to operate. Phipps was born March 4, 1915, in Denver.

Mr. Phipps passed away Aug. 6, 1993.



DENNIS SMITH

6-3 • 200 • SOUTHERN CALIFORNIA

YEAR INDUCTED: 2001

YEARS WITH BRONCOS: 1981-94

SAFETY

THEN: Dennis Smith was inducted into the Ring of Fame in 2001, reflective of his stellar 14-year career with the Broncos during which he established himself as one of the most feared safeties in the NFL. A ferocious hitter, Smith was voted to play in six Pro Bowls (following the 1985-86, 1989-91 and '93 seasons) and is tied for the fifth-most Pro Bowl nominations by a player in Broncos history. He was named All-NFL four times (1985-86, '89 and '93), was named All-AFC four times (1984-86, '98) and played on three Broncos Super Bowl teams (XXI, XXII, XXIV) and five AFC West champions. He also received the Bob Peck Award in 1992 as the Broncos' most inspirational player and was named the club's most valuable player on defense in 1989 and '91. Selected by the Broncos in the first round (15th overall) of the 1981 NFL Draft, Smith finished his career ranked third all time in games played by a Bronco (184) and fifth in games started (170), and he currently ranks sixth in club history in both categories. The safety also is one of just four players in the history of the Broncos to play at least 14 seasons with the club. Smith's 30 career interceptions and 431 career interception return yards were both the fifth-highest totals at the time of his retirement (currently both sixth). In addition, his 14.4-yard career average on interception returns currently stands as the 10th highest in club history. Smith's career totals also include 1,171 tackles (794 solo) and 15 sacks. He posted a career-high five sacks in 1983, a career-high five interceptions in 1991 and a career-high 120 tackles in 1992. For his career, Smith recorded five seasons with at least 100 tackles. Smith was a consensus All-America choice in 1980 as a senior at USC, where he lettered four times in football and three times in track. He posted 205 career tackles and 16 interceptions at USC and appeared in two Rose Bowls as a Trojan.

NOW: Smith and his wife, Andre, have two children, Tiffany Diamond (22) and Armani Joseph (19), and reside in Hollywood Hills, Calif. Dennis and Andre own and manage a number of properties in Southern California and also give their time and financial support to the Make-A-Wish Foundation and Covenant House, a home for kids in need.

SMITH'S DENVER BRONCOS CAREER RECORD

Games	Starts	Solo	Assist	Total	Sacks	Int.	Yds.	Avg.	TD
184	170	794	377	1,171	15.0	30	431	14.4	0



PAUL SMITH

6-3 • 256 • NEW MEXICO

YEAR INDUCTED: 1986

YEARS WITH BRONCOS: 1968-78

DEFENSIVE TACKLE

THEN: Paul Smith was inducted into the Ring of Fame in 1986 along with quarterbacks Frank Tripucka and Charley Johnson. Smith recorded 55.5 sacks with the Broncos, finishing his career in Denver ranked second in that category (currently seventh). He posted 11 sacks in both the 1972 and 1973 seasons, propelling him to back-to-back Pro Bowl appearances, and registered a career-high 12 sacks in the 1971 campaign that tie for the 12th-highest single-season total in franchise history. Smith did not miss a game for five consecutive seasons from 1969-73, appearing in all 70 games during that period. He saw action in 12 games for the Broncos in 1977, a year in which the franchise reached the postseason for the first time in club history and played in Super Bowl XII. Smith was one of the team's defensive leaders during the years when Denver was building the foundation for defensive excellence with the famed "Orange Crush." His head coach, John Ralston, once said that Smith was "the finest defensive tackle in pro football," and the lineman was known for being one of the quickest defensive tackles in the NFL. Smith's 11-year career was the longest in Broncos annals until he was surpassed by fellow Ring of Famer Billy Thompson. He was the first 10-year man in Broncos history after joining the Broncos as a ninth-round selection in the 1968 NFL Draft from the University of New Mexico. Smith finished his professional career by playing two seasons (1979-80) with Washington.

Smith passed away March 14, 2000.

SMITH'S DENVER BRONCOS RECORD

Games	Starts	Sacks	Int.	Yds.	Avg.	TD
133	72	55.5	1	6	6.0	0

SMITH'S NFL CAREER RECORD

Games	Starts	Sacks	Int.	Yds.	Avg.	TD
164	N/A	N/A	2	14	7.0	0



LIONEL TAYLOR

6-2 • 215 • NEW MEXICO HIGHLANDS

YEAR INDUCTED: 1984

YEARS WITH BRONCOS: 1960-66

END

THEN: Lionel Taylor, one of the original Broncos, also was one of the original Ring of Famers after being inducted with the inaugural class in 1984. He finished his Broncos career as the franchise's all-time leader in receptions (543) and receiving yards (6,872), records he held until 1999 when he was eclipsed by Shannon Sharpe and most recently by Rod Smith. In addition, he set a Broncos record for most career touchdown receptions (44), a total that now ties for the fourth highest in team history. He caught 92 passes during the 1960 season and followed that campaign with a team-record 100 receptions in 1961 (which stood until 2000), leading the AFL in receiving for five of the league's first six years of existence. Taylor was regarded by many as the possessor of the best hands in pro football. He never caught fewer than 76 passes in a season over those first six years, averaging 84.7 catches from 1960-65 for the highest six-year total in football history at that time. He totaled AFL/NFL bests in receptions (508) while ranking third in receiving yards (6,424) and tying for eighth in touchdown receptions (43) from 1960-65. He registered four 1,000-yard receiving seasons as a Bronco, including a career-high 1,235 receiving yards in 1960. His 24 career 100-yard receiving games mark the second-highest total in franchise history. Taylor was an All-AFL selection in 1960, '61 and '65 and played in the league all-star game in 1962. He played collegiately at New Mexico Highlands and entered the NFL with Chicago in 1959, playing for the Bears as a linebacker for one season before joining the Broncos in 1960. He finished his professional career playing two seasons with Houston from 1967-68.


NOW: Taylor makes his home in Albuquerque, N.M. He has recently done work for IMG Football, preparing players for the NFL's annual scouting combine at IMGs International Performance Institute in Bradenton, Fla. Taylor was an assistant coach on the staff of the championship teams of the Pittsburgh Steelers in the 1970s and was head coach of the England Monarchs of the World League.

TAYLOR'S DENVER BRONCOS RECORD

Games	Starts	Rec.	Yds.	Avg.	TD
96	N/A	543	6,872	12.7	44

TAYLOR'S NFL CAREER RECORD

Games	Starts	Rec.	Yds.	Avg.	TD
121	N/A	567	7,195	12.7	45



BILLY THOMPSON
 6-1 • 201 • MARYLAND STATE
YEAR INDUCTED: 1987
YEARS WITH BRONCOS: 1969-81

36

SAFETY

THEN: Billy Thompson, regarded by many as one of the best defensive backs in Denver Broncos history, was the only Ring of Fame inductee in 1987. A third-round draft choice (61st overall) of the Broncos in 1969, Thompson was the first player in team history to play 13 seasons with Denver and was the team captain for many years. Thompson finished his career with more starts (178 - currently third in team history) and games played (179 - currently 10th in team history) than any player in club annals. He also had the longest consecutive start streak (156 games) in Broncos history at the time of his retirement. In addition, he finished his career with 61 turnovers (most in team history), 40 of which came via interceptions (third in team history). Thompson holds two NFL records, one of which has stood for more than three decades. As a rookie in 1969, Thompson became the first player in NFL history to lead the league in both kickoff and punt returns in the same season. He also is one of only two players in NFL history to return four opponent fumbles for touchdowns. Thompson was a three-time Pro Bowl selection (1977-78 and '81) and earned All-NFL honors twice (1977 and '78) and All-AFC honors four times (1977-79, '81). He enjoyed a brilliant career at Maryland State (now Maryland-Eastern Shore), earning All-CIAA honors three times as a defensive back and being named team MVP as a senior. He also twice earned NAIA All-America honors and made All-CIAA three times in baseball as a centerfielder.

NOW: Thompson was a college scout for the Broncos for two years before moving into the position of Director of Player Relations and Alumni Coordinator. He is now the club's Director of Community Outreach and in that role coordinates the activities of the Broncos' former players, who remain a vital part of the organization. He works with the Denver Broncos Alumni Council and former Broncos players to integrate their involvement in the club's community outreach programs, which focus on youth, health and hunger initiatives. Thompson is a member of the Board of Directors of The Metropolitan State College of Denver and also volunteers time with the Urban League, Hispanic Chamber of Commerce and several other non-profit organizations. Thompson makes his home in Aurora, Colo.

THOMPSON'S DENVER BRONCOS CAREER RECORD

Games	Starts	Sacks	Int.	Yds.	Avg.	Def. TD
179	178	4.0	40	784	19.6	5



FRANK TRIPUCKA
 6-2 • 192 • NOTRE DAME
YEAR INDUCTED: 1986
YEARS WITH BRONCOS: 1960-63

18

QUARTERBACK

THEN: Frank Tripucka—who joined the Ring of Fame in 1986—is one of the original Broncos, playing for the team from 1960-63. Tripucka led the Broncos to their first ever .500 season in 1962 (7-7). He represented half of the Tripucka-to-Lionel Taylor passing combination as the duo (both Ring of Famers) went on to set various marks together. Tripucka's best statistical season came in 1960 when he completed 248-of-478 passes (51.9%) for 3,038 yards with 24 touchdowns. That season, his 3,038 passing yards led the AFL while his 24 touchdown passes tied for the second-highest total in the league that season. In addition, his 7,645 passing yards and 51 touchdown passes from 1960-62 marked the second-highest total in the AFL during those three seasons. Tripucka's 447 passing yards against Buffalo (9/15/62) stood as the team record until 2000 and currently is the third-highest single-game total in Broncos history. He shares the team record for most touchdown passes in a game with five (10/28/62 vs. Buffalo). Tripucka also played in the AFL All-Star Game in 1962 following a season in which he threw for 2,917 yards. Tripucka currently ranks fifth in Broncos history in career passing yards (7,676), attempts (1,277) and completions (662) while standing sixth in touchdown passes (51). His five career 300-yard passing games also mark the third-highest total in franchise history. A former star at Notre Dame, Tripucka joined the Broncos after playing for Detroit (1949), the Chicago Cardinals (1950-52) and the Dallas Texans (1952).


NOW: Tripucka is a retired beer distributor. He currently resides in New Jersey.

TRIPUCKA'S DENVER BRONCOS CAREER RECORD

Games	Starts	Att.	Comp.	Yards	Pct.	TD	INT	LG
44	42	1,277	662	7,676	51.8	51	85	96t

TRIPUCKA'S NFL CAREER RECORD

Games	Starts	Att.	Comp.	Yards	Pct.	TD	INT	LG
75	N/A	1,745	879	10,282	50.4	69	124	96t



JIM TURNER
 6-2 • 205 • UTAH STATE
YEAR INDUCTED: 1988
YEARS WITH BRONCOS: 1971-79

15

KICKER

THEN: Jim Turner, a 1988 inductee into the Ring of Fame, ranks as one of the most prolific kickers of all time in professional football. At the time of his retirement, Turner ranked second in NFL career scoring with 1,439 points as well as second in field goals with 304. Turner kicked 521 extra points and was the fourth player to ever reach the 500 mark. He never missed a game as a pro and finished with a streak of 228 consecutive appearances, including 130 as a Bronco, for whom he scored 742 points, easily establishing himself as Denver's all-time scoring leader until Jason Elam eclipsed his mark in 1999. Turner also ranks behind only Elam in Broncos history in field goals made (151) and extra points made (283). Turner's 151 field goals made with Denver from 1971-79 marked the fourth-highest total in the NFL during that period while his 742 points scored were the fifth most in the league over that span. During the 1977 season, Turner helped Denver post a 12-2 regular-season record to earn the franchise's first-ever playoff appearance en route to advancing to Super Bowl XII against Dallas. Turner posted his Broncos single-season high for field goals made with 25 in his first year with the club in 1971 and added a 100-point season (106 pts.) for the franchise in 1973. He once had a string of 221 consecutive extra points, which was then the second-longest streak in NFL history. Named the Broncos' special teams most valuable player in 1975, Turner joined Denver in 1971 after the club acquired him in a trade with the New York Jets. He played seven seasons for the Jets (1964-70), helping lead the club to a victory in Super Bowl III against Baltimore. Before entering the NFL, Turner was a three-time letterman as a quarterback at Utah State in the early 1960s.


NOW: Turner resides in the Denver area and is active in the community. He is an academic tutor at Jefferson Senior High School and is involved with the NFL's Play it Smart program.

TURNER'S DENVER BRONCOS RECORD

PAT Conversions			Field Goals		
Games	No.-Att.	Pct.	No.-Att.	LG	Pts.
130	283-301	94.1	151-232	65.1	742

TURNER'S NFL CAREER RECORD

PAT Conversions			Field Goals		
Games	No.-Att.	Pct.	No.-Att.	LG	Pts.
228	521-543	95.9	304-488	62.3	1,439



LOUIS WRIGHT
 6-2 • 200 • SAN JOSE STATE
YEAR INDUCTED: 1993
YEARS WITH BRONCOS: 1975-86

20


CORNERBACK

THEN: Louis Wright was the most recent inductee into the Broncos' Ring of Fame before John Elway (1999), entering the Ring of Fame in 1993. Selected by the Broncos in the first round (17th overall) of the 1975 NFL Draft, Wright was named to the Pro Bowl five times in his career (1977-79, '83 and '85) and is one of nine players in franchise history to be selected to at least five Pro Bowl teams. He was named All-NFL by *The Sporting News*, *Pro Football Weekly* and the NEA in 1977, a year in which Wright was a key member of Denver's 12-2 team that reached the postseason for the first time in franchise history en route to appearing in Super Bowl XII. Wright, who also was a member of the Broncos' 1986 team that played in Super Bowl XXI, received All-AFC honors from UPI in 1985 after posting five interceptions that year. His teammates voted him Denver's most valuable player on defense following both the 1982 and '84 seasons. Wright played in 166 career games with Denver, and his 163 career starts ranked fourth in Broncos history at the time of his retirement and currently stand seventh. He played every game in a season during eight different campaigns. Wright, who recorded a career and team-high six interceptions in 1983, has 26 career interceptions that mark seventh-highest total in Broncos history while his 360 career interception return yards rank eighth in club annals. In addition, he recovered 11 fumbles for his career. Wright played collegiately at San Jose State, where he lettered twice as a defensive back. He also won two letters in track and once ran the 100 in 9.6 seconds.


NOW: Wright teaches at Mrachek Middle School in Aurora, Colo., where he currently resides. He also is an assistant coach for the Rangeview High School football team.

WRIGHT'S DENVER BRONCOS CAREER RECORD

Games	Starts	Sacks	Int.	Yds.	Avg.	TD
166	163	3.0	26	360	13.8	1



GARY ZIMMERMAN
 6-6 • 294 • OREGON
YEAR INDUCTED: 2003
YEARS WITH BRONCOS: 1993-97



TACKLE

THEN: Gary Zimmerman, a 2003 inductee into the Ring of Fame, is the first offensive lineman in the history of the Broncos to be honored with inclusion in the Ring. A Bronco from 1993-97, he played 12 seasons in the NFL (1986-97), and in that time became one of just a few players ever to be named to two National Football League All-Decade teams. The 6-foot-6, 294-pound tackle, who played for the Minnesota Vikings from 1986 to 1992, was selected to the 1980s and 1990s all-decade squads. He was one of 15 finalists for the Pro Football Hall of Fame in 2003, '04, '06 and '07. Zimmerman also earned first or second-team All-Pro honors eight times and was selected to play in seven Pro Bowls. Picked in the first round (third overall) of the 1984 supplemental draft by the New York Giants, his signing rights were traded to the Vikings for two second-round picks in the 1986 draft. He spent two seasons with the L.A. Express of the USFL before reporting to the Vikings, where he began a streak of 169 consecutive starts that lasted until 1996 when surgery sidelined him. Zimmerman anchored an offensive line that helped the Vikings lead the NFC in rushing in 1991. He was acquired by the Broncos in a trade before the start of the 1993 season, and with Zimmerman blocking, the Broncos recorded the most successful offensive output in franchise history. Denver led the AFC in total yards in 1995 and led the NFL in the same category in 1996 and 1997, a year in which Denver won its first-ever Super Bowl. Additionally, Zimmerman helped the Broncos lead the NFL in rushing in 1996. Equally adept at pass blocking, he protected the quarterbacks in Minnesota and Denver enough to enable them to lead their respective conferences in passing in 1986, 1988, 1993 and 1996.

Now: Zimmerman and his family make their home in Bend, Ore.

ZIMMERMAN'S DENVER BRONCOS RECORD

Games	Starts
76	76

ZIMMERMAN'S NFL CAREER RECORD

Games	Starts
184	184

BRONCOS TEAM AWARD WINNERS

For a period of Broncos history, team members were asked to vote on individual honors for their teammates. Listed below are the winners of those honors, and the years those awards were given.

MVP — EARL HARTMAN AWARD

	OFFENSE	DEFENSE	SPECIAL TEAMS
1995	Terrell Davis	Steve Atwater	Glyn Milburn
1994	John Elway	Steve Atwater	Ray Jacobs
1993	John Elway	Simon Fletcher	Reggie Rivers
1992	John Elway	Simon Fletcher	Keith Traylor
1991	John Elway	Dennis Smith	Alton Montgomery
1990	Bobby Humphrey	Steve Atwater	Kevin Clark
1989	Bobby Humphrey	Dennis Smith	David Treadwell
1988	John Elway/ Sammy Winder	Simon Fletcher	Ken Bell
1987	John Elway	Karl Mecklenburg	Ken Bell
1986	John Elway	Mike Harden	Darren Comeaux
1985	John Elway	Rulon Jones	Daniel Hunter
1984	Steve Watson	Louis Wright	Ken Woodard
1983	Steve Watson	Randy Gradishar	Ken Woodard
1982	Billy Bryan	Louis Wright	Rob Lytle/ Rick Upchurch
1981	Steve Watson	Bob Swenson	Jim Ryan
1980	Billy Bryan	Randy Gradishar	Fred Steinfort
1979	Craig Morton	Bob Swenson	Larry Canada
1978	Riley Odoms	Randy Gradishar	Maurice Harvey
1977	Craig Morton	Tom Jackson	Rick Upchurch
1976	Riley Odoms	Tom Jackson	Rick Upchurch
1975	Bobby Maples	Lyle Alzado	Jim Turner
1974	Otis Armstrong	Tom Jackson	Ken Criter
1973	Charley Johnson	Paul Smith	

BOB PECK MEMORIAL AWARD

(MOST INSPIRATIONAL)

1995	Michael Dean Perry
1994	Shannon Sharpe
1993	Dennis Smith
1992	Dennis Smith
1991	Kenny Walker
1990	Keith Kartz
1989	Marc Munford
1988	Keith Bishop/Billy Bryan
1987	Keith Bishop
1986	Tom Jackson
1985	Tom Jackson
1984	Tom Jackson
1983	Tom Jackson
1982	Tom Jackson
1981	Tom Jackson

BOB MARTIN AWARD

(FOR COOPERATION WITH THE MEDIA)

1995	Lionel Washington
1994	Shannon Sharpe
1993	Tyrone Braxton
1992	Reggie Rivers
1991	Greg Kragen
1990	Mark Jackson

BRONCOS ALL-TIME DRAFT CHOICES

NUMBER OF DRAFT CHOICES PER SCHOOL

- 17 — Florida
- 14 — Colorado
- 13 — Houston, Miami (Fla.), Nebraska, Southern California
- 12 — Georgia, Michigan State
- 11 — Louisiana State, Washington
- 9 — Michigan, Purdue
- 8 — Clemson, Maryland, Mississippi, Notre Dame, Oregon, Texas, Utah State, Washington State
- 7 — Kansas, Minnesota, Ohio State, Syracuse
- 6 — Arizona, Arizona State, Arkansas, Auburn, Baylor, Brigham Young, Florida A&M, Georgia Tech, Iowa, Oklahoma, San Diego, Virginia
- 5 — Alabama, Alcorn State, Boston College, Grambling, Illinois, Mississippi State, North Carolina, Northwestern, Penn State, Pittsburgh, San Jose State, Tennessee, Texas A&M, UCLA
- 4 — Arkansas State, California, Colorado State, Florida State, Idaho, Iowa State, Jackson State, Kentucky, Louisville, Maryland-Eastern Shore, Northern Arizona, Oklahoma State, Oregon State, Pacific, Southern, Stanford, Texas A&I/Texas A&M Kingsville, Texas Christian, Tulsa, Virginia Tech, Wyoming
- 3 — Boise State, Detroit, Duke, Kansas State, Miami (Ohio), Montana State, North Texas State, Rice, Richmond, South Carolina, Tennessee State, Texas Tech, Texas-El Paso, Toledo, Tulane, Utah, Weber State, Wisconsin
- 2 — Alabama A&M, Bakersfield J.C., Boston University, Bowling Green, Central Florida, Central State (Okla.), Cincinnati, Hawaii, Hillsdale, Hofstra, Holy Cross, Idaho State, Indiana, Marshall, Massachusetts, Nevada-Las Vegas, New Mexico, New Mexico State, North Carolina Central, North Dakota, Ohio, Southern Mississippi, Tuskegee, Villanova, Western Illinois, Western Michigan
- 1 — Abilene Christian, Air Force, Akron, Albany State, Albion, Arkansas-Pine Bluff, Augustana (S.D.), Ball State, Benedictine, Bloomsburg, C.W. Post, Cal. State-Humboldt, Central Michigan, Colorado College, Cornell College (Iowa), Dayton, Delaware State, Denver, Drake, Dubuque, East Carolina, Eastern Illinois, Elon College, Evansville, Findlay, Florence State, Fort Valley State, Fresno State, Furman, Harding, Howard, Howard Payne, James Madison, Kutztown, Lamar, Liberty, Long Beach State, Louisiana Tech, Maine, McNeese State, Memphis State, Middle Tennessee State, Mississippi Valley State, Mississippi College, Morgan State, Muskingum, Northeastern Louisiana, Northeastern Missouri State, Nebraska-Omaha, New Mexico Highlands, Norfolk State, North Alabama, North Carolina State, North Dakota State, Northern Illinois, Occidental, Parsons College, Southeastern Louisiana, Salem College (W. va.), Santa Ana J.C., Savannah State, South Carolina State, South Dakota, South Dakota State, South Dakota Tech, Southern Methodist, Tampa, Temple, Tennessee Tech, Tennessee-Martin, Trinity (Conn.), Troy State, Valparaiso, Vanderbilt, Vermont, Virginia Military, Wake Forest, Wayne State (Neb.), West Texas State, West Virginia, Wichita State, William & Mary, Wisconsin-Whitewater, Wittenburg, Yankton College

BRONCOS ALL-TIME FIRST-ROUND PICKS (SINCE 1967)

Year	Ovr.	Name	Pos.	School	Year	Ovr.	Name	Pos.	School
1967	6	Floyd Little	HB	Syracuse	1988	26	Ted Gregory	NT	Syracuse
1970	11	Bob Anderson	RB	Colorado	1989	20	Steve Atwater	S	Arkansas
1971	12	Marv Montgomery	T	Southern Calif.	1991	4	Mike Croel	LB	Nebraska
1972	5	Riley Odoms	TE	Houston	1992	25	Tommy Maddox	QB	UCLA
1973	9	Otis Armstrong	RB	Purdue	1993	11	Dan Williams	DE	Toledo
1974	14	Randy Gradishar	LB	Ohio State	1996	15	John Mobley	LB	Kutztown
1975	17	Louis Wright	CB	San Jose State	1997	28	Trevor Pryce	DT	Clemson
1976	15	Tom Glassic	G	Virginia	1998	30	Marcus Nash	WR	Tennessee
1977	18	Steve Schindler	G	Boston College	1999	31	Al Wilson	LB	Tennessee
1978	27	Don Latimer	DT	Miami (Fla.)	2000	15	Deltha O'Neal	CB	California
1979	22	Kelvin Clark	T	Nebraska	2001	24	Willie Middlebrooks	CB	Minnesota
1981	15	Dennis Smith	S	Southern Calif.	2002	19	Ashley Lelie	WR	Hawaii
1982	21	Gerald Willhite	RB	San Jose State	2003	20	George Foster	T	Georgia
1983	4	Chris Hinton	G	Northwestern	2004	17	D.J. Williams	LB	Miami (Fla.)
1985	26	Steve Sewell	RB	Oklahoma	2006	11	Jay Cutler	QB	Vanderbilt
1987	27	Ricky Nattiel	WR	Florida	2007	17	Jarvis Moss	DE	Florida

ALL-TIME DRAFT CHOICES

1960 (FIRST SELECTIONS)

Name	Pos.	School
Harry Ball	T	Boston College
Charley Britt	QB	Georgia
Dave Canary	E	Cincinnati
Paul Candro	HB	Boston University
Bill Carrico	G	North Texas State
Larry Cundiff	C	Michigan State
Bernard Darre	T	Tulane
Roger Davis	T	Syracuse
Lonnie Dennis	G	Brigham Young
John Dingens	T-G	Detroit
Maurice Duke	G	Texas
Mike Dowdle	FB	Texas
Wayne Hawkins	T	Pacific
Gary Huber	C	Miami (Ohio)
Dave Hudson	E	Florida
Claude King	HB	Houston
Don Klochak	FB	North Carolina
Roger LeClerc	C	Trinity (CT)
Dean Look	QB	Michigan State
Bill Mathis	HB	Clemson
Ken McNeece	T-G	San Jose State
James Monroe	QB	Arkansas
Ray Norton	HB	San Jose State
Robert Rosbaugh	HB	Miami (Fla.)
Mel Semenko	E	Colorado
Lebron Shields	T	Tennessee
Jack Spikes	FB	Texas Christian
Howard Turley	E	Louisville
Jim Walden	QB	Wyoming
Willie West	HB	Oregon
John Willener	G	Oregon
Bob Yates	T	Syracuse
Ken Young	E	Valparaiso
Bob Zimpter	T-G	Bowling Green

1960 (SECOND SELECTIONS)

Name	Pos.	School
Mel Branch	T-G	Louisiana State
Ronnie Cain	E	Kentucky
Jack Campbell	E	Toledo
Tom Chapman	HB	Detroit
LaVelle Coleman	HB	Western Michigan
Jim Colvin	T-G	Houston
Teddy Foret	T-G	Auburn
Bobby Green	HB	Florida
Jack Hanlon	HB	Penn State
George Hersberger	T-G	Wichita State
Sam Homer	HB	Virginia Military
Bob Hudson	E	Lamar
Vic Jones	HB	Indiana
Billy Luplow	T-G	Arkansas
George Phelps	HB	Cornell College (Iowa)
Tom Roberts	T-G	Georgia Tech
Sam Stenger	C	Denver
Olin Treadway	QB	Iowa
John Wilkins	T-G	So. California
Emmet Wilson	T-G	Georgia Tech

1961

Rd.	Name	Pos.	School
1	Bob Gaiters	HB	New Mexico State
2	Jerry Hill	HB	Wyoming
3	Chas Strange	C	Louisiana State
4a	Roland McDole	T	Nebraska
4b	Sonny Davis (from N.Y.)	E	
5	Charles Cowan	E	New Mex. Highlands
6	Dale Evans	HB	Kansas State
7	Pat Patchen	E	Florida
9	Phil Nugent	QB	Tulane
10	Chas. Sturgeon	HB	Kentucky
11	John Simko	E	Augustana (S.D.)
12	Jerry Miller	E	Howard Payne
13	Ron Greene	G	Washington State

14	Bill Cooper	FB	Muskingum
15	Willie Crafts	G	Texas A&I
16	Jim Larkin	T	Hillsdale
17	Chuck Weiss	FB	Colorado
18	Chick Graning	HB	Georgia Tech
19	John Hobbs	G	Maryland-E. Shore
20	Buck McLeod	T	Baylor
21	Jim Morgan	HB	Iowa State
22	Tom Hackler	E	Tennessee Tech
23	Tom Jewell	T	Idaho State
24	E. A. Simms	E	New Mexico State
25	Pete Samms	T	Central State (Okla.)
26	Sam Smith	HB	Florence State
27	Donald Olson	HB	Nebraska
28	Wayne Lee	G	Colorado State
29	Archie Cobb	T	Nebraska
30	Dave Mills	HB	N.E. Missouri State

1962

Rd.	Name	Pos.	School
1	Merlin Olsen	T	Utah State
2	Jerry Hillebrand	E	Colorado
3	Charles Holmes	FB	Maryland-E. Shore
4	John Furman	QB	Texas-El Paso
7	John McGeever	HB	Auburn
8	Elbert Harris	HB	S.E. Louisiana
9	Larry Jepson	C	Furman
10	Gale Weidner	QB	Colorado
11	Mike Kline	G	Oregon State
13	Bob Cegelski	C	Montana State
14	Sonny Gibbs	QB	Texas Christian
15	Bill Louden	G	Benedictine
16	Gary Ballman	HB	Michigan State
17	Jerry Tarr	E	Oregon
18	Pete Schenk	E	Washington State
20	Mike Martin	E	Washington State
21	Jim Perkins	T	Colorado
22	Don Kasso	HB	Oregon State
23	Ken Tureaud	HB	Michigan
24	Neil Thomas	G	Hillsdale
25	Dave Edwards	E	Auburn
26	Jim Roberts	T	Mississippi
27	Andy VonSonn	C	Toledo
28	Paul Holmes	C	Georgia
29	Lynn Hoyem	T	Long Beach State
30	Walter Mince	HB	Arizona
31	Bill Williamson	T	Bakersfield J.C.
32	Vester Flanagan	T	Cal. State-Humboldt
33	Duane Allen	E	Santa Ana J.C.
34	Steve Stonebraker	E	Detroit

1963

Rd.	Name	Pos.	School
1	Kermit Alexander	HB	UCLA
2a	Ray Poage (from New York)	FB	Texas
2b	Tom Nomina	T	Miami (Ohio)
3	Tommy Janik	HB	Texas A&I
4	Lou Slaby	LB	Pittsburgh
5	Ray Mansfield	C	Washington
6	Anton Peters	T	Florida
7a	Mickey Slaughter (from San Diego)	QB	Louisiana Tech
7b	Paul Flatley	E	Northwestern
8a	Hewitt Dixon (from Buffalo)	FB	Florida A&M
8b	John Griffin	HB	Memphis State
9	Marv Fleming	E	Baylor
10a	Lonnie Sanders	HB	Michigan State
10b	Pat Richter (from Houston)	E	Wisconsin
11	Billy Joe	FB	Villanova
12	John Gamble	E	Pacific
13	James Maples	C	Baylor
15	Winston Freeman	E	North Texas State
16	David Crossan	G	Maryland

17	Bob Paremire	HB	Florida A&M
18	Charles Mitchell	HB	Washington
19a	Frank Baker	FB	Toledo
19b	Bruce Starling (from Dallas)	HB	Florida
20	Dan Grimm	G	Colorado
21	Ross Nolan	E	N.E. Louisiana
22	Dave Mathiesen	QB	Washington State
23	Billy Mooty	HB	Arkansas
24	C.B. Simons	LB	Stanford
25	Forest Farmer	LB	Purdue
26	Monte Day	T	Fresno State
27	John Sellers	T	Bakersfield J.C.
28	Bill Reddell	HB	Occidental
29	Kern Carson	HB	San Diego State

1964

Rd.	Name	Pos.	School
1	Bob Brown	T	Nebraska
3a	Marv Woodson	DB	Indiana
3b	Matt Snorton (from Boston)	DE-E	Michigan State
6a	Don Shackelford	T	Pacific
6b	Al Denson (from Oakland)	FL	Florida A&M
7	Ray Kubala	C-T	Texas A&M
7a	Jerry Richardson (from Houston)	LB	West Texas State
8	Wally Hilgenberg	G-LB	Iowa
9	John Mims	T	Rice
12	Paul Krause	DB	Iowa
13	Charley Parker	G	Southern Mississippi
14	Bob Hayes	HB	Florida A&M
15	Chuck Logan	E	Northwestern
16	Bob Cherry	E	Wittenburg
17	Jim McNaughton	E	Utah State
18	George Mira	QB	Miami (Fla.)
19	Odell Barry	FL	Findlay
21	Dick Herzog	T	Drake
22	Gary Lewis	HB	Arizona State
23	Ken Brusvan	T	Oregon State
24	Mickey Bitsko	LB	Dayton
25	Jim Jones	E	Wisconsin
26	Bob Berry	QB	Oregon

1965

Rd.	Name	Pos.	School
2	Dick Butkus	LB	Illinois
3	Glen Ressler	C	Penn State
4	George Donnelly	DB	Illinois
5a	Bob Breitenstein	T	Tulsa
5b	Max Leetzow (from Oakland)	DT	Idaho
6	Tom Wilhelm	T	Syracuse
7	Jim Garcia	DE	Purdue
8	John Holman	G	Wisconsin
9	Gary Bussell	DB	Georgia Tech
10	Gene Jeter	LB	Arkansas-Pine Bluff
11	Tom Vaughan	HB	Iowa State
12	Tom Myers	QB	Northwestern
13	Mike Stofalino	LB	Villanova
14	John Frick	G	Ohio Univ.
15	Jeff Jordan	DB	Tulsa
16	Brian Schweda	T	Kansas
18	Larry Dupree	HB	Florida
19	Ron Oelschlager	HB	Kansas
20	Terry Metchner	G	Albion

1966

Rd.	Name	Pos.	School
1	Jerry Shay	T	Purdue
2	Freeman White	E	Nebraska
3	Bob Hadrick	E	Purdue
4	Randy Johnson	QB	Texas A&I
5	Billy Clay	DB	Mississippi
6	James Fulgham	T	Minnesota
7	Jerry Jone	G	Bowling Green
7a	Scotty Glacken (from Buffalo)	QB	Duke
8	Goldie Sellers	DB	Grambling
9	Ron Sbranti	LB	Utah State

10	Larry Cox	T	Abilene Christian
11	James Burns	G	Northwestern
13	Eric Crabtree	DB	Pittsburgh
14	Fred Forsberg	DT	Washington
15	Mike Ringer	DB	Oklahoma
16	Frank Rogers	K	Colorado
17	Gary Eickman	DE	Illinois
18	Tom Talaga	T	Notre Dame
19	Tom Coughlin	DE	Miami (Fla.)
20	Cliff Hysell	T	Montana State

1967

Rd.	No.	Name	Pos.	School
1	6	Floyd Little	HB	Syracuse
2	32	Thomas Beer	TE	Houston
3a	58	Mike Current (from Miami)	T	Ohio State
3b	59	George Goeddeke	C	Notre Dame
4	85	Carl Cunningham	DE	Houston
5a	110	Fran Lynch (from Miami)	FB	Hofstra
5b	113	John Huard	LB	Maine
6	139	Neal Sweeney	E	Tulsa
7	165	Frank Richters	G	Georgia
8	191	Tom Cassese	E	C.W. Post
9	217	James Summers	DB	Michigan State
10	243	Paul Krause	QB	Dubuque
11	269	Lou Andrus	DE	Brigham Young
13	321	Dennis Furjanic	DE	Houston
14	347	Tom Francisco	HB	Virginia Tech
15	373	Donald Smith	G	Florida A&M
16	399	Jack Lentz	QB	Holy Cross
17	425	Wayne Valley	T	Oregon State

1968

Rd.	No.	Name	Pos.	School
2	31	Curley Culp	DE	Arizona State
3a	58	Garrett Ford	RB	West Virginia
3b	75	Robert Vaughan (from Kansas City)	T	Mississippi
4a	91	Gordon Lambert (from Miami)	LB	Tennessee-Martin
4b	102	Drake Garrett (from Kansas City)	DB	Michigan State
4c	111	Gus Holloman (from Cincinnati)	DB	Houston
8	196	Steve Holloway	DB	Weber State
9	222	Paul Smith	LB	New Mexico
10	252	Bob Langford	T	Middle Tenn. St.
12	304	Robert Hendrix	T	Mississippi
13	330	Charles Greer	DB	Colorado
14	357	Marlin Briscoe	RB	Nebraska-Omaha
15	386	Jeff Kuhlman	LB	Vermont
16	412	Adin Brown	LB	William & Mary
17	438	Steve Grady	RB	So. California

1969

Rd.	No.	Name	Pos.	School
2	36	Grady Cavness	DB	Texas-El Paso
3	61	Bill Thompson	DB	Maryland-E. Shore
4a	84	Mike Schnitker (from Boston through Kansas City)	LB	Colorado
4b	88	Edward Hayes (from Buffalo)	DB	Morgan State
5	113	Frank Quayle	RB	Virginia
6a	131	Wandy Williams (from Buffalo)	RB	Hofstra
6b	140	Mike Coleman	RB	Tampa
7	165	Al Giffin	TE	Auburn
9	217	Henry Jones	RB	Grambling
10	244	Jim Smith	DB	Utah State
11	270	Alan Pastrana	QB	Maryland
12	296	Wes Plummer	DB	Arizona State
13	321	John Sias	SE	Georgia Tech
14	348	Gary Crane	LB	Arkansas State
15	373	Errol Kahoun	G	Miami (Ohio)
16	400	Billy Woods	DB	North Texas State
17	425	Buster O'Brien	QB	Richmond

ALL-TIME DRAFT CHOICES, CONT.

1970

Rd.	No.	Name	Pos.	School
1	11	Bob Anderson	RB	Colorado
2	37	Alden Roche	DE	Southern
3	63	John Kohler	T	South Dakota
4	89	Jerry Hendren	WR	Idaho
5	115	Bill McKoy	LB	Purdue
6	141	John Mosier	TE	Kansas
7	167	Randy Montgomery	CB	Weber State
8	208	Lewis Porter	RB	Southern
<i>(from Kansas City)</i>				
9	219	Dave Washington	LB	Alcorn State
10	247	Maurice Fullerton	DT	Tuskegee
11	271	Cleve Bryant	DB	Ohio Univ.
12	301	Greg Jones	RB	UW-Whitewater
13	323	Jim McKoy	CB	Parsons College
14	349	Jeff Slipp	LB	Brigham Young
15	375	Mahe Barakat	K	S. Dakota Tech
16	401	Bob Stewart	QB	Northern Arizona
17	427	Frank Kalfoss	K	Montana State

1971

Rd.	No.	Name	Pos.	School
1	12	Marv Montgomery	T	So. California
2	35	Dwight Harrison	WR	Texas A&I
4a	79	Lyle Alzado	DE	Yankton College
<i>(from Boston)</i>				
4b	87	Cleo Johnson	CB	Alcorn State
6	139	Harold Phillips	C	Michigan State
7	165	Doug Adams	CB	Ohio State
8	187	Tom Beard	LB	Michigan State
<i>(from Houston)</i>				
9	217	John Handy	LB	Purdue
10	243	Carlis Harris	WR	Idaho State
11	269	Roger Roitsch	DT	Rice
12	295	Floyd Franks	WR	Mississippi
13	321	Craig Blackford	QB	Evansville
14	350	Tommy Lyons	C	Georgia
15	373	Lawrence James	RB	Norfolk State
16	399	Steve Thompson	DT	Minnesota
17	425	Jack Simcsak	P-K	Virginia Tech

1972

Rd.	No.	Name	Pos.	School
1	5	Riley Odoms	TE	Houston
3	58	Bill Phillips	LB	Arkansas State
4	102	Tom Graham	LB	Oregon
<i>(from Minnesota)</i>				
5	118	Jim Krieg	WR	Washington
<i>(from Philadelphia)</i>				
8	186	Ronnie Estay	LB	Louisiana State
9	214	Floyd Priester	DB	Boston University
10	239	Richard Wilkins	DE	Maryland-E. Shore
11	263	Larry Brunson	WR	Colorado
12	292	Randy McDougall	DB	Weber State
13	317	Bob Warner	RB	Bloomsburg
14	342	Jerome Kundich	G	Texas-El Paso
15	370	Skip Parmenter	DT	Massachusetts
16	395	Tom Bougus	RB	Boston College
17	420	Lou Harris	RB	So. California

1973

Rd.	No.	Name	Pos.	School
1	9	Otis Armstrong	RB	Purdue
2	36	Barney Chavous	DE	S. Carolina St.
3a	54	Paul Howard	G	Brigham Young
<i>(from New Orleans through Wash. & Cleve.)</i>				
3b	70	John Wood	DT	Louisiana State
<i>(from San Francisco through Wash. & S.D.)</i>				
4	88	Tom Jackson	LB	Louisville
5	113	Charles McTorry	DB	Tennessee State
7a	165	Mike Askea	T	Stanford
7b	166	John Grant	DE	So. California
<i>(from Baltimore)</i>				
9	217	Lyle Blackwood	DB	Texas Christian
10	244	Al Marshall	WR	Boise State

11	269	Elton Brown	DT	Utah State
12	296	Jim O'Malley	LB	Notre Dame
13a	319	Ed Smith	DE	Colorado College

13b	321	Ed White	RB	Tulsa
14	348	John Hufnagel	QB	Penn State
15	373	Calvin Jones	DB	Washington
16a	398	Oliver Ross	RB	Alabama A&M

16b	200	Ken Muhlebeier	C	Idaho
17	425	Kenneth Morgan	TE	Elon College

1974

Rd.	No.	Name	Pos.	School
1	14	Randy Gradishar	LB	Ohio State
2	42	Carl Wafer	DT	Tennessee State
3	68	Claudia Minor	T	San Diego State
<i>(from Cleveland)</i>				
4	92	Ozell Collier	CB	Colorado
6	145	John Winesberry	WR	Stanford
10	248	Charlie Johnson	CB	Southern
11	276	Steve Buchanan	RB	Holy Cross
12	301	Larry Cameron	LB	Alcorn State
13	326	John Clerkey	DT	Fort Valley State
14	345	Rich Marks	DB	Northern Illinois
15	379	Piel Pennington	QB	Massachusetts
16	404	Darrell Austin	T	South Carolina
17	432	Boyd Brown	TE	Alcorn State

1975

Rd.	No.	Name	Pos.	School
1	17	Louis Wright	CB	San Jose State
2	43	Charlie Smith	DE	N. Carolina Cent.
3a	54	Mike Franckowiak	QB/KS	Central Michigan
<i>(from New York Giants)</i>				
3b	69	Drew Mahalic	LB	Notre Dame
4a	84	Steve Taylor	DB	Georgia
<i>(from Kansas City)</i>				
4b	95	Rick Upchurch	WR	Minnesota
5a	107	Stan Rogers	T	Maryland
<i>(from Atlanta)</i>				
5b	121	Rubin Carter	DT	Miami (Fla.)
8	199	Steve Foley	S/QB	Tulane
9	225	Roussell Williams	DB	Arizona
10	240	Hank Englehardt	C	Pacific
<i>(from Kansas City)</i>				
10	251	Steve Haggerty	WR	Nevada-Las Vegas
12	303	Harry Walters	LB	Maryland
13	329	Eric Penick	RB	Notre Dame
14	355	Jerry Arnold	G	Oklahoma
15	381	Ken Shelton	TE	Virginia
16	401	Bubba Bridges	DT	Colorado
17	433	Lester Sherman	RB	Albany State

1976

Rd.	No.	Name	Pos.	School
1	15	Tom Glassic	G	Virginia
2	43	Kurt Knoff	S	Kansas
4	107	Craig Penrose	QB	San Diego State
5	139	Lonnie Perrin	RB	Illinois
8	224	James Betterson	RB	North Carolina
9a	252	Jim Czirr	C	Michigan
9b	260	Jim Lisko	LB	Arkansas State
<i>(from St. Louis)</i>				
10	278	Art Gilliam	DE	Grambling
11	306	Greg Pittman	LB	Iowa State
12	334	Randy Moore	DT	Arizona State
13	362	Donnie McGraw	CB	Houston
14	390	Larry Evans	LB	Mississippi Coll.
15	418	Wilbur Summers	P	Louisville
16	446	John Huddleston	LB	Utah
17	474	Randy Cozens	LB	Pittsburgh

1977

Rd.	No.	Name	Pos.	School
1	18	Steve Schindler	G	Boston College
2	45	Rob Lytle	RB	Michigan

4	101	Bill Bryan	C	Duke
7	185	Larry Swider	P	Pittsburgh
8	212	Calvin Culliver	RB	Alabama
9	241	Charles Jackson	NT	Washington
10	268	Orna Middlebrook	WR	Arkansas State
11	297	Phil Heck	LB	California
12	324	Scott Levenhagen	TE	Western Illinois

1978

Rd.	No.	Name	Pos.	School
1	27	Don Latimer	DT	Miami (Fla.)
2	55	Bill Gay	TE	So. California
8	221	Frank Smith	T	Alabama A&M
10	277	Vince Kinney	WR	Maryland
11	305	Lacy Brumley	T	Clemson

1979

Rd.	No.	Name	Pos.	School
1	22	Kelvin Clark	T	Nebraska
3	77	Bruce Radford	DE	Grambling
4	105	Charles Jefferson	DB	McNeese State
5	132	Rick Leach	QB	Michigan
6	148	Jeff McIntyre	LB	Arizona State
7	188	Luke Prestridge	P	Baylor
9	242	Charlie Taylor	WR	Rice
11	297	Zachary Dixon	RB	Temple
12	325	David Jacobs	K	Syracuse

1980

Rd.	No.	Name	Pos.	School
2	42	Rulon Jones	DE	Utah State
<i>(from Cleveland)</i>				
3	74	Larry Carter	DB	Kentucky
4	107	Rick Parros	RB	Utah State
5a	131	Mike Harden	S	Michigan
5b	136	Laval Short	NT	Colorado
<i>(from San Diego)</i>				
6	157	Keith Bishop	G	Baylor
7	184	John Havekost	G	Nebraska
8	197	Don Coleman	WR	Oregon
<i>(from Baltimore)</i>				
9	243	Greg Bracelin	LB	California
10	270	Virgil Seay	RS	Troy State
11	297	Phil Farris	WR	North Carolina

1981

Rd.	No.	Name	Pos.	School
1	15	Dennis Smith	S	So. California
2	42	Clay Brown	TE	Brigham Young
4	98	Mark Herrmann	QB	Purdue
5	125	Ken Lanier	T	Florida State
6	151	Alvin Lewis	RB	Colorado State
7	181	Steve Busick	LB	So. California
9	234	Rusty Olsen	DE	Washington
11	290	Pat Walker	WR	Miami (Fla.)
12a	317	John Hankerd	LB	Notre Dame
<i>(from Detroit)</i>				
12b	321	Mandel Robinson	RB	Wyoming

1982

Rd.	No.	Name	Pos.	School
1	21	Gerald Willhite	RB	San Jose State
<i>(from Buffalo)</i>				
2	50	Orlando McDaniel	WR	Louisiana State
4	106	Dan Plater	WR	Brigham Young
<i>(from Buffalo)</i>				
5	131	Sammy Winder	RB	Southern Mississippi
7	189	Alvin Ruben	DE	Houston
9	243	Keith Uecker	T	Auburn
10	274	Ken Woodward	LB	Tuskegee
11	300	Stuart Yatsko	G	Oregon
12	327	Brian Clark	G	Clemson

1983

Rd.	No.	Name	Pos.	School
1	4	Chris Hinton	G	Northwestern
2	31	Mark Cooper	T	Miami (Fla.)
3	60	Clinton Sampson	WR	San Diego State

5a	116	Weedy Harris	LB	Houston
5b	125	Bruce Baldwin	CB	Harding
<i>(from New Orleans)</i>				
6	143	Victor Heflin	CB	Delaware State
7	172	Myron Dupree	CB	N. Carolina Cent.
8	197	Gary Kubiak	QB	Texas A&M

9	228	Brian Hawkins	CB	San Jose State
10	254	Walt Bowyer	DE	Arizona State
11	283	Don Bailey	C	Miami (Fla.)
12	310	Karl Mecklenburg	NT/DE	Minnesota

1984

Rd.	No.	Name	Pos.	School
2	46	Andre Townsend	NT/DE	Mississippi
3	78	Tony Lilly	S	Florida
4	89	Randy Robbins	CB	Arizona
<i>(from San Diego through Tampa Bay)</i>				
6	159	Aaron Smith	LB	Utah State
7	186	Clarence Kay	TE	Georgia
8a	207	Winford Hood	G	Georgia
<i>(from Green Bay)</i>				
8b	218	Scott Garnett	NT	Washington
9	245	Chris Brewer	RB	Arizona
10	272	Bobby Micho	TE	Texas
11	298	Gene Lang	RB	Louisiana State
12	326	Murray Jarman	WR	Clemson

1984 SUPPLEMENTAL DRAFT

Rd.	No.	Name	Pos.	School
1	19	Freddie Gilbert	DE	Georgia
2	46	Rick Massie	WR	Kentucky
3	78	Reggie Smith	T	Kansas

1985

Rd.	No.	Name	Pos.	School
1	26	Steve Sewell	RB	Oklahoma
2a	31	Vance Johnson	WR	Arizona
<i>(from Houston)</i>				
2b	54	Simon Fletcher	DE	Houston
4	110	Keli McGregor	TE	Colorado State
5	139	Billy Hinson	G	Florida
<i>(from Miami)</i>				
7	194	Dallas Cameron	NT	Miami (Fla.)
8	222	Eric Riley	CB	Florida State
9	249	Daryl Smith	CB	North Alabama
10a	269	Buddy Funck	QB	New Mexico
<i>(from New England)</i>				
10b	278	Ron Anderson	LB	Southern Methodist
11	306	Gary Rolle	WR	Florida
12	334	Dan Lynch	G	Washington St.

1986

Rd.	No.	Name	Pos.	School
4	104	Jim Juriga	G	Illinois
5	134	Tony Colorito	NT	So. California
6a	151	Orson Mobley (from Green Bay)	TE	Salem College (W.V.)
6b	161	Mark Jackson	WR	Purdue
7	188	Ray Phillips	LB	N. Carolina St.
8	217	Bruce Klostermann	LB	S. Dakota St.
9	244	Joe Thomas	WR	Miss. Valley St.
10	271	Victor Hall	TE	Jackson State
11	301	Thomas Dendy	RB	South Carolina

ALL-TIME DRAFT CHOICES, CONT.

1988				
Rd.	No.	Name	Pos.	School
1	26	Ted Gregory	NT	Syracuse
2	45	Gerald Perry	T	Southern
3	79	Kevin Guidry	CB	Louisiana State
5	136	Corris Ervin	CB	Central Florida
7a	174	Pat Kelly (from L.A. Rams)	TE	Syracuse
7b	192	Garry Frank	G	Mississippi State
9	248	Mel Farr Jr.	RB	UCLA
10	268	Channing Williams (from Pittsburgh)	RB	Arizona
11	304	Richard Calvin	RB	Washington State
12	332	Johnny Carter	NT	Grambling
1989				
Rd.	No.	Name	Pos.	School
1	20	Steve Atwater (from Cleveland)	S	Arkansas
2a	41	Doug Widell	G/T	Boston College
2b	47	Warren Powers (from Cleveland)	DE	Maryland
3	69	Darrell Hamilton	T	North Carolina
4	97	Jake McCullough	DE	Clemson
5	132	Darren Carrington (from Cleveland)	CB	Northern Arizona
6	152	Anthony Stafford	WR	Oklahoma
7	180	Melvin Bratton	RB	Miami (Fl.)
8	208	Paul Green	TE	So. California
9a	236	Monte Smith	G	North Dakota
9b	241	Wayne Williams (from Cleveland)	RB	Florida
10	264	Anthony Butts	NT	Mississippi State
11	292	Richard Shelton	CB	Liberty
12	320	John Javis	WR	Howard
1989 SUPPLEMENTAL DRAFT				
Rd.	No.	Name	Pos.	School
1		Bobby Humphrey	RB	Alabama
1990				
Rd.	No.	Name	Pos.	School
2	52	Alton Montgomery	DB	Houston
4	92	Jeroy Robinson	LB	Texas A&M
5a	111	Jeff Davidson (from Atlanta)	G	Ohio State
5b	136	Le-Lo Lang	DB	Washington
6	164	Ronnie Haliburton	TE	Louisiana State
7	192	Shannon Sharpe	WR	Savannah State
8	219	Brad Leggett	C	So. California
9	247	Todd Ellis	QB	South Carolina
10a	259	James Szymanski (from Indianapolis)	DE	Michigan State
10b	275	Anthony Thompson	LB	East Carolina
1991				
Rd.	No.	Name	Pos.	School
1	4	Mike Croel	LB	Nebraska
2	30	Reggie Johnson	TE	Florida State
3	61	Keith Traylor	LB	Central State (Okla.)
4	89	Derek Russell (from L.A. Rams)	WR	Arkansas
5	115	Greg Lewis	RB	Washington
6	142	Nick Subis	T/C	San Diego State
8	200	Kenny Walker	DE	Nebraska
9	227	Don Gibson	NT	So. California
10	253	Curtis Mayfield	WR	Oklahoma State
11	284	Shawn Moore	QB	Virginia
1992				
Rd.	No.	Name	Pos.	School
1	25	Tommy Maddox	QB	UCLA
2	54	Shane Dronett	DE	Texas
4	110	Chuck Johnson	T/G	Texas
5	137	Frank Robinson	CB	Boise State
7a	170	Ron Geater (from Tampa Bay)	DE	Iowa

7b	181	Jim Johnson (from New York Jets)	T	Michigan State
7c	193	Jon Bostick	WR	Nebraska
8	208	Dietrich Lockridge (from New York Jets)	T/G	Jackson State
9	249	Muhammad Oliver	CB	Oregon
10	278	Bob Meeks	C/T	Auburn
11	305	Cedric Tillman	WR	Alcorn State
12	334	John Granby	CB/S	Virginia Tech
1993				
Rd.	No.	Name	Pos.	School
1	11	Dan Williams (from Cleveland)	DE	Toledo
2	43	Glyn Milburn	RB	Stanford
3a	69	Rondell Jones (from L.A. Rams)	S	North Carolina
3b	70	Jason Elam	P/K	Hawaii
4	98	Jeff Robinson	DE	Idaho
5	126	Kevin Williams	RB	UCLA
6	154	Melvin Bonner	WR	Baylor
7a	169	Clarence Williams (from New England)	TE	Washington State
7b	182	Tony Kimbrough	WR	Jackson State
8	210	Brian Stablein	WR	Ohio State
1994				
Rd.	No.	Name	Pos.	School
2	51	Allen Aldridge	LB	Houston
4	123	Randy Fuller	CB	Tennessee State
7a	210	Keith Burns	LB	Oklahoma State
7b	212	Butler By'not'e (from Green Bay)	RB	Ohio State
7c	218	Tom Nalen (from New York Giants)	C	Boston College
1995				
Rd.	No.	Name	Pos.	School
4a	121	Jamie Brown (from Minnesota)	T	Florida A&M
4b	124	Ken Brown (from Dallas)	LB	Virginia Tech
5	146	Phil Yeboah-Kodie	LB	Penn State
6a	182	Fritz Fequiere	G	Iowa
6b	196	Terrell Davis (from Minnesota)	RB	Georgia
7a	218	Steve Russ	LB	Air Force
7b	222	Byron Chamberlain (from Atlanta)	WR	Wayne State (Neb.)
1996				
Rd.	No.	Name	Pos.	School
1	15	John Mobley	LB	Kutztown
2	44	Tory James	CB	Louisiana State
3a	65	Detron Smith (from Baltimore)	FB	Texas A&M
3b	78	Mark Campbell	DT	Florida
4a	100	Jeff Lewis (from Baltimore)	QB	Northern Arizona
4b	122	Darrius Johnson (from Carolina)	CB	Oklahoma
5	149	Patrick Jeffers (from Carolina)	WR	Virginia
6	181	Tony Veland	S	Nebraska
7a	213	Leslie Ratliffe (from Baltimore)	T	Tennessee
7b	226	Chris Banks	G	Kansas
7c	235	L.T. Levine (from Carolina)	RB	Kansas
7d	236	Brian Gragert	P	Wyoming

1997				
Rd.	No.	Name	Pos.	School
1	28	Trevor Pryce	DT	Clemson
3	67	Dan Neil	G/C	Texas
4	124	Cory Gilliard	S	Ball State
1998				
Rd.	No.	Name	Pos.	School
1	30	Marcus Nash	WR	Tennessee
2	61	Eric Brown	S	Mississippi State
3	91	Brian Griese	QB	Michigan
4	122	Curtis Alexander	RB	Alabama
5	153	Chris Howard	RB	Michigan
7a	200	Trey Teague (from Philadelphia)	T	Tennessee
7b	219	Nate Wayne	LB	Mississippi
1999				
Rd.	No.	Name	Pos.	School
1	31	Al Wilson	LB	Tennessee
2a	58	Montae Reagor (from San Francisco)	DE	Texas Tech
2b	61	Lennie Friedman	G	Duke
3a	67	Chris Watson (from Carolina)	CB	Eastern Illinois
3b	93	Travis McGriff	WR	Florida
4	127	Olandis Gary	RB	Georgia
5a	158	David Bowens (from Dallas)	LB	Western Illinois
5b	167	Darwin Brown (compensatory selection)	CB	Texas Tech
6a	179	Desmond Clark (from Washington)	TE	Wake Forest
6b	204	Chad Plummer (compensatory selection)	WR	Cincinnati
7a	218	Billy Miller (from Washington)	WR	So. California
7b	238	Justin Swift	TE	Kansas State
2000				
Rd.	No.	Name	Pos.	School
1	15	Deltha O'Neal (from Baltimore)	CB	California
2a	40	Ian Gold	LB	Michigan
2b	45	Kenoy Kennedy (from Baltimore)	S	Arkansas
3	70	Chris Cole	WR	Texas A&M
4a	101	Jerry Johnson	DT	Florida State
4b	112	Cooper Carlisle (from Carolina)	G/T	Florida
5	154	Muneer Moore (from Seattle)	WR	Richmond
6	189	Mike Anderson (from St. Louis)	RB	Utah
7a	214	Jarius Jackson	QB	Notre Dame
7b	246	Leroy Fields (compensatory selection)	WR	Jackson State
2001				
Rd.	No.	Name	Pos.	School
1	24	Willie Middlebrooks	CB	Minnesota
2	51	Paul Toviessi (from Tampa Bay through Buffalo)	DE	Marshall
3	87	Reggie Hayward	DE	Iowa State
4a	113	Ben Hamilton (from Green Bay)	C	Minnesota
4b	120	Nick Harris	P	California
6	190	Kevin Kasper	WR	Iowa
2002				
Rd.	No.	Name	Pos.	School
1	19	Ashley Lelie	WR	Hawaii
2	51	Clinton Portis	RB	Miami (Fl.)
3	96	Dorsett Davis (from New England through Wash. and Balt.)	DT	Mississippi State
4	131	Sam Brandon (from New England)	S	Nevada-Las Vegas
5	144	Herb Haygood (from New England)	WR	Michigan State
6	191	Jeb Putzier	TE	Boise State

7a	228	Chris Young (from Atlanta)	S	Georgia Tech
7b	231	Monsanto Pope	DT	Virginia
2003				
Rd.	No.	Name	Pos.	School
1	20	George Foster	T	Georgia
2	51	Terry Pierce	LB	Kansas State
4a	108	Quentin Griffin (from Carolina)	RB	Oklahoma
4b	114	Nick Eason	DT	Clemson
4c	128	Bryant McNeal (from Green Bay through Carolina)	DE	Clemson
5a	157	Ben Claxton (from New England)	C	Mississippi
5b	158	Adrian Madise	WR	Texas Christian
6	194	Aaron Hunt	DE	Texas Tech
7a	227	Clint Mitchell	DE	Florida
7b	235	Ahmaad Galloway	RB	Alabama
2004				
Rd.	No.	Name	Pos.	School
1	17	D.J. Williams (from Cincinnati)	LB	Miami (Fl.)
2a	41	Tatum Bell (from Washington)	RB	Oklahoma State
2b	54	Darius Watts	WR	Marshall
3	85	Jeremy LeSueur	CB	Michigan
5	152	Jeff Shoate	CB	San Diego State
6a	171	Triandos Luke (from Washington)	WR	Alabama
6b	190	Josh Sewell	C	Nebraska
7a	225	Matt Mauck	QB	Louisiana State
7b	247	Brandon Miree	QB	Pittsburgh
7c	250	Bradlee Van Pelt	RB	Colorado State
2005				
Rd.	No.	Name	Pos.	School
2	56	Darrent Williams	CB	Oklahoma State
3a	76	Karl Paymah (from Washington)	CB	Washington State
3b	97	Domonique Foxworth (compensatory selection)	CB	Maryland
3c	101	Maurice Claret (compensatory selection)	RB	Ohio State
6	200	Chris Myers	OL	Miami (Fl.)
7	239	Paul Ernster	K	Northern Arizona
2006				
Rd.	No.	Name	Pos.	School
1	11	Jay Cutler (from St. Louis)	QB	Vanderbilt
2	61	Tony Scheffler	TE	Western Michigan
4a	119	Brandon Marshall (from Washington)	WR	Central Florida
4b	126	Elvis Dumervil	DE	Louisville
4c	130	Domenik Hixon (compensatory selection)	WR	Akron
5	161	Chris Kuper	G	North Dakota
6	198	Greg Eslinger	C	Minnesota
2007				
Rd.	No.	Name	Pos.	School
1	17	Jarvis Moss (from Jacksonville)	DE	Florida
2	56	Tim Crowder	DE	Texas
3	70	Ryan Harris (from Washington)	T	Notre Dame
4	121	Marcus Thomas (from Minnesota)	DT	Florida

MISCELLANEOUS PLAYER MOVEMENT HISTORY

EQUALIZATION, EXPANSION DRAFTS

- 1962** — **AFL Equalization Draft:** Broncos obtain OG John Denvir from San Diego, OE Jerry Richardson from San Diego, QB Richie Lucas from Buffalo, DT Ike Lassiter from Dallas and HB Charles Bolden from Houston.
- 1966** — **Expansion Draft:** Broncos lost LB Tom Erlandson, DE Ed Cooke, OG Tommy Nomina and DB John McGeever to the Miami Dolphins.
- 1968** — **Expansion Draft:** Broncos lost RB Cookie Gilchrist, OG Pat Matson, LB Henry Sorrell, RB Mike Kellogg and DB Lonnie Wright to the Cincinnati Bengals.
- 1976** — **Expansion Draft:** Broncos lost T Mike Current and DT Bubba Bridges to Tampa Bay and DB Steve Taylor to Seattle.
- 1995** — **Expansion Draft:** Broncos lost WR Cedric Tillman to Jacksonville and FS Charles Swann to the Carolina Panthers.
- 1999** — **Expansion Draft:** Broncos lost WR Justin Armour to the Cleveland Browns.
- 2001** — **Expansion Draft:** No Broncos players taken by the Houston Texans.

PLAN B FREE AGENT SIGNINGS/LOSSES (1989-92)

- 1989** — **Signed:** T Paul Blair (Chicago), DE Alphonso Carreker (Green Bay), T Bill Contz (New Orleans), TE Doug Cosbie (Dallas), LB Scott Curtis (Philadelphia), RB Kerry Goode (Tampa Bay), CB Wymon Henderson (Minnesota), LB Blake Peterson (Washington), RB Reggie Ware (Raiders), CB Dennis Woodberry (Washington), WR Michael Young (Rams). **Lost:** DE Walt Bowyer (Kansas City), WR Sam Graddy (Raiders), WR Jason Johnson (Pittsburgh).
- 1990** — **Signed:** LB Ty Allert (Philadelphia), RB Lorenzo Hampton (Miami), WR Jason Johnson (Pittsburgh), TE David Little (Philadelphia), DE Mark Mraz (Raiders), CB Elliott Smith (San Diego), LB Rod Stephens (Seattle), TE Chris Verhulst (Houston), DE Robb White (Giants). **Lost:** TE Pat Kelly (Jets), LB Bruce Klostermann (Raiders), C Mike Ruether (Atlanta), LB Randy Thornton (Giants).
- 1991** — **Signed:** CB Charles Dimry (Atlanta), G Crawford Ker (Dallas), FB Robert Perryman (Dallas). **Lost:** LB Marc Munford (Kansas City), RB Kerry Porter (Houston).
- 1992** — **Signed:** TE Robert Awalt (Dallas), G/T Elbert Crawford (New England), QB Steve Pelleur (Kansas City), T Frank Pollack (San Francisco). **Lost:** S Randy Robbins (New England).

UNRESTRICTED FREE AGENT SIGNINGS/LOSSES (1993-2007)

- 1993** — **Signed:** RB Rod Bernstine (San Diego), RB Robert Delpino (Los Angeles Rams), G Brian Habib (Minnesota), T Don Maggs (Houston), LB Dave Wyman (Seattle). **Lost:** LB Michael Brooks (New York Giants), WR Mark Jackson (N.Y. Giants).
- 1994** — **Signed:** WR Jeff Campbell (Detroit), CB Ray Crockett (Detroit), LB Richard Harvey (Buffalo), CB Randy Hilliard (Cleveland), WR Anthony Miller (San Diego). **Lost:** WR Vance Johnson (San Diego).
- 1995** — **Signed:** RB Aaron Craver (Miami), LB Britt Hager (Philadelphia), S Tim Hauck (Green Bay), DT James Jones (Cleveland), OL Bill Lewis (Arizona), DT Mike Lodish (Buffalo), WR Ed McCaffrey (San Francisco), J Reggie McElroy (Minnesota), QB Bill Musgrave (San Francisco), DT Michael Dean Perry (Cleveland), G Mark Schlereth (Washington), T Bill Schultz (Houston), CB Eric Thomas (N.Y. Jets), T Broderick Thompson (Philadelphia), CB Lionel Washington (L.A. Raiders). **Lost:** LB Richard Harvey (New Orleans), T Kirk Scrafford (San Francisco), DT Ted Washington (Buffalo), C/G Dave Widell (Jacksonville).
- 1996** — **Signed:** CB Toi Cook (New Orleans), DT Jumpy Geathers (Atlanta), RB Vaughn Hebron (Philadelphia), LB Bill Romanowski (Philadelphia), WR Mike Sherrard (N.Y. Giants), DE Aaron Wallace (Oakland), DE Alfred Williams (49ers). **Lost:** DT Shane Dronett (Atlanta).
- 1997** — **Signed:** LB Arnold Ale (San Diego), WR Flipper Anderson (Washington), QB Bubby Brister, S Dedrick Dodge (San Francisco), CB Darrien Gordon (San Diego), WR Willie Green (Carolina), FB Howard Griffith (Carolina), RB Derek Loville (San Francisco), RB Anthony Lynn (San Francisco), LB Godfrey Myles (Dallas), DE Neil Smith (Kansas City), T Harry Swayne (San Diego), DT Keith Traylor (Kansas City). **Lost:** RB Aaron Craver (San Diego), S Tim Hauck (Seattle), S Rondell Jones (Baltimore), DE Jeff Robinson (St. Louis), OL Ralph Tamm (Kansas City).
- 1998** — **Signed:** QB Doug Nussmeier (New Orleans), DE Marvin Washington (San Francisco). **Lost:** LB Allen Aldridge (Detroit), G Brian Habib (Seattle).
- 1999** — **Signed:** T Tony Berti (Seattle), CB Dale Carter (Kansas City), DE Carl Reeves (Chicago). **Lost:** LB Keith Burns (Chicago), WR Willie Green (Miami), T Harry Swayne (Baltimore), DE Marvin Washington (San Francisco).
- 2000** — **Signed:** DE Lester Archambeau (Atlanta), G David Diaz-Infante (Philadelphia), QB Gus Ferrotte (Detroit), DT Bob Kuberski (New England), CB Jeremy Lincoln (N.Y. Giants), LB Ricardo McDonald (Chicago), DE Kavita Pittman (Dallas), CB Darryl Pounds (Washington). **Lost:** DT Paul Grasmanis (Philadelphia), CB Tory James (Oakland), TE Shannon Sharpe (Baltimore).
- 2001** — **Signed:** T Ethan Brooks (Arizona), RB Tony Carter (New England), LB Henri Crockett (Atlanta), T Todd Fordham (Jacksonville), TE Patrick Hape (Tampa Bay), WR Eddie Kennison (Chicago), DT Leon Lett (Dallas), CB Denard Walker (Tennessee). **Lost:** CB Ray Crockett (Kansas City), TE Byron Chamberlain (Minnesota).
- 2002** — **Signed:** DT Lionel Dalton (Baltimore), LB Terry Killens (San Francisco), S Izell Reese (Dallas), T Ephraim Salaam (Atlanta). **Lost:** CB Eric Davis (Detroit), QB Gus Ferrotte (Cincinnati), T Trey Teague (Buffalo).
- 2003** — **Signed:** DT Daryl Gardener (Washington), G Heath Irwin (St. Louis), QB Jake Plummer (Arizona). **Lost:** RB Olandis Gary (Buffalo), CB Tyrone Poole (New England), DT Montae Reagar (Indianapolis), Izell Reese (Buffalo).
- 2004** — **Signed:** DE Marco Coleman (Philadelphia), T Cornell Green (Tampa Bay), QB Mike Quinn (Houston), TE O.J. Santiago (Oakland), TE Jed Weaver (San Francisco). **Lost:** DE Bertrand Berry (Arizona), LB Keith Burns (Tampa Bay), WR Chris Cole (Oakland), LB Ian Gold (Tampa Bay).
- 2005** — **Signed:** TE Stephen Alexander (Detroit), LB Keith Burns (Tampa Bay), RB Ron Dayne (N.Y. Giants), G Cameron Spikes (Arizona). **Lost:** DE Reggie Hayward (Jacksonville), S Kenoy Kennedy (Detroit), LB Donnie Spragan (Miami).
- 2006** — **Signed:** LB Nate Webster (Cincinnati). **Lost:** DT Monsanto Pope (N.Y. Jets).
- 2007** — **Signed:** TE Daniel Graham (New England), LB Warrick Holdman (Washington), G Montrae Holland (New Orleans), LB D.D. Lewis (Seattle), P Todd Sauerbrun (New England), RB Paul Smith (St. Louis). **Lost:** G Cooper Carlisle (Oakland), DE Patrick Chukwurah (Tampa Bay), DT Michael Myers (Cincinnati).

MAJOR TRADES IN BRONCOS HISTORY

2007

Obtained DT Jimmy Kennedy from St. Louis in exchange for an undisclosed pick in the 2008 NFL Draft.
Obtained 4th-2007 (DT Marcus Thomas) from Minnesota in exchange for 6th-2007 (LB Rufus Alexander), 7th-2007 (WR Chandler Williams) and 3rd-2008.
Obtained 1st-2007 (DE Jarvis Moss) from Jacksonville in exchange for 1st-2007 (S Reggie Nelson), 3rd-2007 [traded to Baltimore (T Marshal Yanda)] and 6th-2007 [traded to Atlanta (C Doug Datish)].
Obtained a conditional 2008 NFL draft choice from Tampa Bay in exchange for QB Jake Plummer.
Obtained CB Dre Bly and 6th-2007 [traded to Minnesota (LB Rufus Alexander)] from Detroit in exchange for RB Tatum Bell, T George Foster and 5th-2007 (LB Johnny Baldwin).

2006

Obtained 3rd-2007 (T Ryan Harris) from Washington in a three-way trade in which Denver WR Ashley Lelie was sent to Atlanta, which traded RB T.J. Duckett to Washington.
Obtained WR Javon Walker from Green Bay in exchange for 2nd-2006 [traded to Atlanta (CB Jimmy Williams)].
Obtained 1st-2006 (QB Jay Cutler) from St. Louis in exchange for 1st-2006 (CB Tye Hill) and 3rd-2006 (DT Claude Wroten).
Obtained 2nd-2006 [traded to Green Bay (then traded pick to Atlanta (CB Jimmy Williams))] in exchange for WR Javon Walker] and 3rd-2006 [traded to St. Louis (TE Domonique Byrd)] from San Francisco in exchange for 1st-2006 (LB Manny Lawson).
Obtained 1st-2006 [traded to St. Louis (CB Tye Hill) with 3rd-2006 (DT Claude Wroten) for 1st-2006 (QB Jay Cutler)] from Atlanta in exchange for 1st-2006 [traded to N.Y. Jets (C Nick Mangold)], 3rd-2006 [traded to St. Louis (TE Domonique Byrd)] and 4th-2007 [traded to Minnesota and then traded back to Denver (DT Marcus Thomas)].

2005

Obtained DE John Engelberger from San Francisco in exchange for CB Willie Middlebrooks.
Obtained P Todd Sauerbrun from Carolina in exchange for 7th-2006 (DE Stanley McClover) and P Jason Baker.
Obtained 3rd-2005 (CB Karl Paymah), 1st-2006 [traded to San Francisco (LB Manny Lawson) in exchange for 2nd-2006 [traded to Green Bay (then traded pick to Atlanta (CB Jimmy Williams) in exchange for WR Javon Walker], 3rd-2006 [traded to St. Louis (TE Domonique Byrd)] and 4th-2006 (WR Brandon Marshall) from Washington in exchange for 1st-2005 (QB Jason Campbell).
Obtained DE Ebenezer Ekuban and DT Michael Myers from Cleveland in exchange for RB Reuben Droughns.
Obtained DT Gerard Warren from Cleveland in exchange for 4th-2005 [traded through Seattle, Carolina, Green Bay and Philadelphia (T Todd Herremans)].

2004

Obtained DT Ellis Johnson from Atlanta in exchange for a conditional pick (5th-2005: LB Michael Boley).
Obtained 1st-2004 (LB D.J. Williams) from Cincinnati in exchange for 1st-2004 [traded to St. Louis (RB Steven Jackson) for 1st-2004 (RB Chris Perry) and 4th-2004 (T Stacy Andrews)], 4th-2004 (DE Robert Geathers) and CB Deltha O'Neal.
Obtained 2nd-2004 (RB Tatum Bell) and CB Champ Bailey from Washington in exchange for RB Clinton Portis.

2003

Obtained 6th-2004 (WR Triandos Luke) from Washington in exchange for DT Lionel Dalton.
Obtained 4th-2003 (DE Bryant McNeal) and 5th-2003 (C Ben Claxton) from New England in exchange for 4th-2003 (CB Asante Samuel).
Obtained 4th-2003 (RB Quentin Griffin), 4th-2003 [traded to New England (CB Asante Samuel) in exchange for 4th-2003 (DE Bryant McNeal) and 5th-2003 (C Ben Claxton)] and 7th-2003 (DE Clint Mitchell) from Carolina in exchange for 3rd-2003 (DB Ricky Manning).

2002

Obtained 4th-2002 (S Sam Brandon) and 5th-2002 (WR Herb Haygood) from New England in exchange for 4th-2002 (QB Rohan Davey).
Obtained 3rd-2002 (DT Dorsett Davis) from Baltimore in exchange for 4th-2002 (P Dave Zastudil) and 5th-2002 (TE Terry Jones).

2001

Obtained 7th-2002 (S Chris Young) from Atlanta in exchange for LB Henri Crockett.
Obtained 4th-2002 [traded to Baltimore (P Dave Zastudil), along with 5th-2002 (TE Terry Jones)] from Atlanta in exchange for 7th-2001 (S Corey Hall), 7th-2001 (G Kynan Forney) and 7th-2001 (DE Ronald Fleming).
Obtained 2nd-2001 (DE Paul Toviessi) from Buffalo in exchange for 2nd-2001 (RB Travis Henry) and 4th-2001 (LB Brandon Spoon).

2000

Obtained 4th-2001 [traded back to Buffalo (LB Brandon Spoon) along with 2nd-2001 (RB Travis Henry)] in exchange for 2nd-2001 (DE Paul Toviessi)] from Buffalo in exchange for CB Chris Watson.
Obtained 4th-2001 (C Ben Hamilton) from Green Bay in exchange for LB Nate Wayne.
Obtained WR Robert Scott from Green Bay in exchange for conditional draft choice.
Obtained 5th-2000 (WR Muneer Moore) from Seattle in exchange for 6th-2000 (WR James Williams) and 7th-2000 (DB Clifton Black).
Obtained 1st-2000 (CB Deltha O'Neal) and 2nd-2000 (S Kenoy Kennedy) from Baltimore in exchange for 1st-2000 (WR Travis Taylor).
Obtained 6th-2000 (RB Mike Anderson) from St. Louis in exchange for RB Derek Loville.
Obtained S Billy Jenkins from St. Louis in exchange for 5th-2000 (DE Brian Young) and 5th-2001 (traded by St. Louis to Washington who selected WR Darnerian McCants).
Obtained 7th-2001 [traded to Atlanta (G Kynan Forney)] from Green Bay in exchange for LB David Bowns.

1999

Obtained 7th-2000 [traded to Seattle (DB Clifton Black) along with 6th-2000 (WR James Williams) in exchange for 5th-2000 (WR Muneer Moore)] and 7th-2001 [traded to Atlanta (S Corey Hall) along with 7th-2001 (G Kynan Forney) and 7th-2001 (DE Ronald Fleming) in exchange for 4th-2002] from Washington in exchange for CB Tito Paul.
Obtained RB John Avery from Miami in exchange for WR Marcus Nash.
Obtained 6th-1999 (TE Desmond Clark) and 7th-1999 (WR Billy Miller) from Washington in exchange for 5th-1999 (T Derek Smith).
Obtained 3rd-1999 (CB Chris Watson) and 4th-2000 (G/T Cooper Carlisle) from Carolina in exchange for QB Jeff Lewis.

MAJOR TRADES, CONT.

1998

Obtained 5th-1999 (DE/LB David Bowens) from Dallas in exchange for TE Kendall Watkins.
Obtained 7th-1998 (T Trey Teague) from Philadelphia in exchange for 6th-1999 (WR Troy Smith).
Obtained 2nd-1999 (DE Montae Reagor) from San Francisco in exchange for T Jamie Brown.

1997

Obtained 3rd-1997 (G Dan Neil) from N.Y. Jets for 3rd-1997 (WR Dedric Ward), 6th-1997 (QB Chuck Clements), 7th-1997 (Jason Ferguson) and 6th-1998 (Dustin Johnson).
Obtained T Tony Jones from Baltimore for 2nd-1997 (DB Kim Herring).

1996

Obtained WR Todd Kinchen from St. Louis for 5th-1997 (Taje Allen).
Obtained 2nd-1996 [traded to Baltimore (CB Deron Jenkins) for three more picks: 3rd-1996 (RB Detron Smith), 4th-1996 (QB Jeff Lewis) and 7th-1996 (T Leslie Ratliffe)] and 7th-1996 (P Brian Gragert) from Detroit in exchange for RB/KR Glyn Milburn.
Obtained 4th-1996 (S Darrius Johnson), 5th-1996 (WR Patrick Jeffers) and 7th-1996 (RB L.T. Levine) from Carolina for 4th-1996 (Emmanuel McDaniel).

1995

Obtained 4th-1995 (T Jamie Brown) and 6th-1995 (RB Terrell Davis) from Minnesota in exchange for 4th-1995 (QB Chad May).

1994

Obtained 4th-1995 (LB Ken Brown) from Los Angeles Rams in exchange for QB Tommy Maddox.
Obtained 7th-1994 (C Tom Nalen) from New York Giants in exchange for WR Arthur Marshall.
Obtained WR Mike Pritchard and 7th-1995 (TE Byron Chamberlain) from Atlanta in exchange for 3rd-1994 (G Alai Kalaniuvalu) and 1st-1995 (dealt to Minnesota, which selected WR Derrick Alexander).
Obtained DT Ted Washington from San Francisco in exchange for 5th-1994 (to Green Bay: Dorsey Levens).
Obtained CB Ben Smith from Philadelphia for 3rd-1995 (WR Chris T. Jones) and 5th-1996 (Whit Marshall).

1993

Obtained T Gary Zimmerman from Minnesota in exchange for 1st-1994 (Dewayne Washington), 6th-1994 (Andrew Jordan) and 2nd-1995 (Orlando Thomas).
Obtained 7th-1994 (Butler By'not'e) from Green Bay in exchange for G Doug Widell.
Obtained undisclosed conditional draft choice from Minnesota in exchange for WR Vance Johnson.
Obtained 1st-1993 (Dan Williams) from Cleveland for 1st-1993 (Steve Everitt) and 3rd-1993 (Mike Caldwell).
Obtained 3rd-1993 (Rondell Jones) from L.A. Raiders for RB Gaston Green.
Obtained 3rd-1993 (dealt to Cleveland who selected Mike Caldwell) and 7th-1993 (Clarence Williams) from Atlanta for S Alton Montgomery.

1992

Obtained RB Sammie Smith from Miami for RB Bobby Humphrey.
Obtained 7th-1992 (Jim Johnson) and 8th-1992 (Dietrich Lockridge) from New York Jets in exchange for 6th-1992 (Jeff Blake).
Obtained 7th-1992 (Ron Geater) from Tampa Bay in exchange for WR Ricky Nattiel.

1991

Obtained T Harvey Salem from Detroit in exchange for 3rd-1992 (Thomas McLemore).
Obtained RB Gaston Green and 4th-1991 (Derek Russell) from Los Angeles Rams for T Gerald Perry and 12th-1991 (Jeff Pahunoa).

1990

Obtained DE David Galloway from Phoenix for 8th-1991 (Greg Amsler).
Obtained T/C David Widell from Dallas for 7th-1991 (Leon Lett).
Obtained 8th-1991 (traded back to Phoenix, who selected Greg Amsler) from Phoenix for TE David Little.
Obtained 10th-1990 (James Szymanski) from Los Angeles Raiders for 11th-1990 (Ron Lewis).
Obtained 5th-1990 (Jeff Davidson) from New England for 4th-1991 (dealt to Pittsburgh: Sammy Walker).

1989

Obtained DE Ron Holmes from Tampa Bay for 4th-1990 (Tony Mayberry).
Obtained DE Kevin Brooks and 4th-1990 (Jeroy Robinson) from Dallas for 3rd-1990 (dealt to New England who selected Greg McMurtry).
Obtained K David Treadwell from Phoenix in exchange for 12th-1990 (Ken McMichel).
Obtained 1st-1989 (Steve Atwater), 2nd-1989 (Warren Powers), and a 5th-1989 (Darren Carrington) from Cleveland for 1st-1989 (Eric Metcalf).

1988

Obtained FB Calvin Thomas from Chicago in exchange for undisclosed conditional draft choice.
Obtained NT Shawn Knight from New Orleans for NT Ted Gregory.
Obtained undisclosed future draft choice from Washington in exchange for RB/TE Bobby Micho.
Obtained C Mike Ruether from Phoenix in exchange for LB Ricky Hunley.
Obtained RB Tony Dorsett from Dallas in exchange for conditional 5th-1989 (Jeff Roth).
Obtained rights to S Kip Corrington from Detroit in exchange for conditional undisclosed future draft choice.

1987

Obtained 10th-1988 (Channing Williams) from Pittsburgh for LB Ken Woodard.
Obtained G Stefan Humphries from Chicago for P Bryan Wagner.
Obtained C/G Larry Lee from Miami for 8th-1988 (Louis Cheek).

1986

Obtained 11th-1987 (Steve Roberts) and undisclosed future draft choice (7th-1988; Pat Kelly) from Los Angeles Rams in exchange for LB Steve Busick.
Obtained CB Mark Haynes from the New York Giants in exchange for 2nd-1986 (Pepper Johnson) and 6th-1986 (obtained from Tampa Bay; Giants selected Ron Brown), and 2nd-1987 (Adrian White).

1985

Obtained TE Mike Barber from Los Angeles Rams in exchange for 12th-1986 (Marcus DuPree).
Obtained 2nd-1985 (Vance Johnson) from Houston in exchange for 2nd-1985 (obtained from Tampa Bay; Houston selected Richard Byrd) and 5th-1985 (Lee Johnson).
Obtained 6th-1986 (Orson Mobley) from Green Bay in exchange for QB Scott Brunner.

1984

Obtained 6th-1986 (traded to Giants in 1986 in Mark Haynes deal; Giants selected Ron Brown) from Tampa Bay in exchange for DE Brison Manor.
Obtained rights to LB Ricky Hunley from Cincinnati for 1st-86 (Tim McGee), 3rd-1986 (David Fulcher) and 5th-1987 (Greg Horne).
Obtained WR Butch Johnson from Houston in exchange for 3rd-1985 (Mike Kelley).
Obtained WR Dave Logan from Cleveland in exchange for 4th-1984 (Rickey Bolden).
Obtained QB Scott Brunner from New York Giants in exchange for 4th-1984 (Gary Reasons).
Obtained 4th-1984 (Randy Robbins) and conditional undisclosed future draft choice (2nd-1985; traded to Houston who selected Richard Byrd) from Tampa Bay in exchange for QB Steve DeBerg.
Obtained TE Eason Ramson from San Francisco in exchange for 5th-1984 (dealt to Atlanta: Cliff Benson).
Obtained LB Stan Blinks from New York Jets in exchange for 6th-1985 (Rich Miano).

1983

Obtained 5th-1985 (Billy Hinson) from Miami in exchange for LB Larry Evans.
Obtained 8th-1984 (Winford Hood) from Green Bay in exchange for DE Greg Boyd.
Obtained rights to QB John Elway from Baltimore Chris Hinton, 1st-1984 (Ron Solt), and QB Mark Herrmann.

1982

Obtained 4th-1984 (dealt to Cleveland for Dave Logan; Cleveland selected Rickey Bolden) from New Orleans in exchange for T Kelvin Clark.
Obtained S J.T. Thomas from Pittsburgh in exchange for 8th-1983 (Henry Odom).
Obtained linebacker Robert L. Jackson from Cleveland for 6th-1982 (Mike Whitwell).
Obtained 1st-1982 (Gerald Willhite) and 4th-1982 (Dan Plater) from Buffalo Bills for 1st-1982 (Perry Tuttle).

1981

Obtained QB Steve DeBerg from San Francisco for 4th-1983 (dealt to Rams who selected Chuck Nelson).
Obtained WR Wade Manning from Buffalo for 8th-1982 (dealt to Dallas who selected George Peoples).
Obtained future undisclosed draft choice (5th-1983; Bruce Baldwin) from New Orleans for LB Rob Nairne.
Obtained RB Tony Reed from Kansas City for 3rd-1981 (Roger Taylor) and 4th-1982 (Stuart Anderson).

1980

Obtained WR Emery Moorehead from New York Giants for 8th-1981 (Mark Reed).
Obtained RB Don Hardeman from Baltimore for 12th-1980 (Marvin Sims).
Obtained CB Perry Smith from St. Louis for 8th-1980 (Grant Hudson) and 10th-1981 (Jim Joiner).
Obtained RB Lawrence McCutcheon from Los Angeles for 3rd-1982 (dealt to Houston; Robert Abraham).
Obtained QB Matt Robinson from N.Y. Jets for 1st-1980 (dealt to San Francisco, who selected Jim Stuckey), 2nd-1980 (Ralph Clayton) and QB Craig Penrose.

1979

Obtained 8th-1980 (Don Coleman) from Baltimore for P Bucky Diltz.
Obtained 2nd-1980 (Rulon Jones) and 5th-1980 (Laval Short) and 3rd-1981 (traded to Kansas City who selected Roger Taylor) for DE Lyle Alzado.

1978

Obtained OT Tom Neville from New England for 10th-1979.
Obtained DB Charlie West and 6th-1979 (Jeff McIntyre) for TE Bill Gay.
Obtained future undisclosed draft choice from Detroit for center Mike Montler.

1977

Obtained RB Jim Jensen from Dallas for 6th-1979 (Martin Cox).
Obtained OT Andy Maurer from San Francisco for 9th-1978 (Steve McDaniels).
Obtained C Mike Montler from Buffalo for 2nd-1979 (Jim Haslett).
Obtained DB Bernard Jackson from Cincinnati for 3rd-1978 (Don Bass) and 7th-1978 (G Dan Bass).
Obtained QB Craig Morton from the New York Giants for QB Steve Ramsey and 5th-1978 (Brian DeRoo).

1976

Obtained LB Godwin Turk from New York Jets for 5th-1977 (Gary Gregory).
Obtained OT Bill Bain from Green Bay for 3rd-1977 (Rick Scribner).
Obtained 9th-1976 (Jim Lisko) from St. Louis for DB Jeff Severson.

1975

Obtained DB Jeff Severson from Houston for 7th-1976 (Larry Harris).
Obtained past considerations from Kansas City for TE Billy Masters.
Obtained C Phil Olsen from Los Angeles for WR Otto Stowe, 3rd-1976 and 6th-1977 (Art Best).
Obtained DB Clarence Ellis from Atlanta for DB Charles Greer, WR Jerry Simmons and 6th-1976 (Stan Varner).
Obtained DT Greg Marx and 5th-1975 (Stan Rogers) from Atlanta for G Larron Jackson.

1974

Obtained 4th-1975 (Steve Taylor) from Kansas City for LB Tom Graham.
Obtained 10th-1975 (Hank Englehardt) from Kansas City for T Tom Drougas.
Obtained 3rd-1975 (Mike Franckowiak) from New York Giants for RB Joe Dawkins.
Obtained RB Jon Keyworth from Washington for 6th-1975 (Mark Doak) and 11th-1975 (Ardell Johnson).
Obtained DB John Rowser from Pittsburgh for 6th-1974 (James Wolfe) and 9th-1974 (Tommy Reamon).

1973

Obtained LB Ray May from Baltimore for 3rd-1974 (Robert Pratt) and 8th-1974 (Paul Miles).
Obtained DB Dale Hackbart from St. Louis for 10th-1974 (Greg Hartle).
Obtained LB Bill Laskey from Baltimore for 7th-1974 (Dan Dickel).
Obtained WR Gene Washington from Minnesota for WR Rod Sherman and 5th-1974 (Jim Ferguson).

MAJOR TRADES, CONT.

1972

Obtained 3rd-1974 (Claudie Minor) and 6th-1974 (traded to Pittsburgh, who selected James Wolfe) from Cleveland for QB Don Horn.

Obtained WR Haven Moses from Buffalo for WR Dwight Harrison.
Obtained 3rd-1973 (Paul Howard) from Cleveland for DE Rich Jackson.
Obtained C Bobby Maples from Pittsburgh for 6th-1973 (Ron Bell).
Obtained T Rick Sharp from Pittsburgh for 8th-1973 (Loren Toews).
Obtained DE-T Lloyd Voss from Pittsburgh for 5th-1973 (Dave Reavis).
Obtained QB Charley Johnson from Houston for 3rd-1973 (dealt to Baltimore, who selected Bill Olds).
Obtained RB Eddie Ray and 3rd-1973 (John Wood) from San Diego for DT Dave Costa.
Obtained 7th-1973 (John Grant) from Baltimore for TE John Mosier.
Obtained LB Al Andrews from Buffalo for LB Dave Washington.
Obtained 5th-1973 (traded to Pittsburgh, who selected Dave Reavis) from New Orleans for LB John Huard.

1971

Obtained RB Joe Dawkins from Houston for RB Dickie Post.
Obtained OG Larron Jackson and 5th-1972 from Houston for DB Cleophus Johnson.
Obtained LB Olen Underwood from Houston for OG Bob Young.
Obtained 5th-1972 (Jim Krieg) from Philadelphia for QB Pete Liske.
Obtained RB Dickie Post from San Diego for 2nd-1972 (dealt to Rams, who selected Jim Bertelsen).
Obtained QB Steve Ramsey from New Orleans for 4th-1972 (dealt to Dallas, who selected Tim Kearney).
Obtained T Roger Shoals from Detroit for LB Carl Cunningham.
Obtained QB John Stofa from Miami for 7th-1972 (Bill Adams).
Obtained DB Butch Byrd from Buffalo for 5th-1972 (Robert Penchion).
Obtained DB Leroy Mitchell from Houston for DB John Charles.
Obtained DB John Charles and 4th-1972 (Tom Graham) from Minnesota for WR Al Denson.
Obtained QB Don Horn and 1st-1972 (Riley Odoms) from Green Bay for DE Alden Roche and 1st-1972 (Willie Buchanon).
Obtained K Jim Turner from New York Jets for K Bobby Howfield.

1970

Obtained DB Cornell Gordon from New York Jets for DB Gus Hollomon.
Obtained TE Jim Whalen from Boston for TE Tom Beer.
Obtained DB Paul Martha from Pittsburgh for C Walter Highsmith and T Wallace Dickey.
Obtained RB Booker Edgerson from Buffalo for 5th-1972 (dealt to Houston and then Atlanta; Billy Taylor).
Obtained FB Willis Crenshaw from St. Louis for 3rd-1971 (Jim Livesay).
Obtained TE Billy Masters from Buffalo for 5th-1971 (Tim Beamer).
Obtained 8th-1971 (Tom Beard) from Houston for RB Tom Smiley.
Obtained 4th-1971 (Lyle Alzado) from Boston for K Charlie Gogolak.

1969

Obtained RB Tom Smiley from Cincinnati for WR Eric Crabtree.
Obtained T Walt Barnes from Kansas City for 8th-1970 (Fred Barry).

1968

Obtained a future draft choice from the N.Y. Jets for DB Nemiah Wilson, later cancelled when Wilson was cut by the Jets.
Obtained 4th-1969 (Mike Schnitker) from Kansas City for DT Curley Culp.
Obtained 3rd-1968 (Robert Vaughan) from Kansas City for DB Goldie Sellers.
Obtained 4th-1968 (Drake Garrett) from Kansas City for RB Wendell Hayes.
Obtained 6th-1969 (Wandy Williams) from Buffalo for RB Charlie Mitchell.

1967

Obtained QB Steve Tensi from San Diego for 1st-1968 (Russ Washington) and 1st-1969 (Marty Domres).
Obtained OG Dick Tyson, LB Ray Schmautz and DE Rich Jackson from Oakland for WR Lionel Taylor and C Jerry Sturm.
Obtained RB Cookie Gilchrist, QB George Wilson, OG Ernie Park and DE Earl Faison from Miami for DE Dan LaRose, LB Jerry Hopkins RB Abner Haynes, and 6th-1968 (Kim Hammond).
Obtained WR Bill Cronin from Miami for DT Ray Jacobs.
Obtained DT Dave Costa from Buffalo for 4th-1968 (Edgar Chandler).
Obtained DT Rex Mirich and 3rd-1967 (dealt to Buffalo, who selected Tom Rhoads) from Oakland for DB Willie Brown and QB Mickey Slaughter.

1966

Obtained 3rd-1967 (Mike Current) and 5th-1967 (Fran Lynch) from Miami for RB Cookie Gilchrist.
Obtained LB Archie Matsos from Oakland for RB Hewritt Dixon.

1965

Obtained RB Cookie Gilchrist from Buffalo for RB Billy Joe.
Obtained RB Abner Haynes from Kansas City for LB Jim Fraser.

1964

Obtained DT Stan Fanning and 6th-1964 (Al Denson) from Oakland for RB Gene Mingo.
Obtained QB Jacky Lee for two years use from Houston for 1st-1965 and DT Bud McFadin.
Obtained LB Marv Matuszak and DB Billy Atkins from Buffalo for C Walt Cudzik.
Obtained DT-K Dick Guesman, DE Ed Cooke, DT Charlie Janerette, OG Sid Fournet and LB Jim Price from New York Jets for DB Bob Zeman, LB Wahoo McDaniel, WR Gene Prebola and DT Gordy Holz.

1962

Obtained RB Bo Dickinson from Dallas for OB Carl Carpenter.
Obtained HB Bob Scarpitto, DB Bob Zeman and OE Luther Hayes from San Diego for cash.

1960

Obtained DB Goose Gonsoulin from Dallas for FB Jack Spikes.

ALL-TIME COACHES ROSTER

COACH	POSITION	YEARS OF SERVICE (TOTAL)
B		
Vernon Banks	Strength and Conditioning	1993-94 (2)
Marvin Bass	Special Assistant	1982-83, 1985-92 (10)
	Offensive Line	1984 (1)
Jeremy Bates	Offensive Assistant	2006 (1)
Chip Beake	Quality Control	2006 (1)
Raymond Berry	Quarterbacks	1992 (1)
Marv Braden	Special Teams	1977-80 (4)
Ronnie Bradford	Special Teams Assistant	2003 (1)
	Special Teams	2004-06 (3)
Tim Brewster	Tight Ends	2005-06 (2)
Jacob Burney	Defensive Line	2002-04 (3)
	Defensive Line/Ends	2005-06 (2)
Frank Bush	Linebackers	1995-99 (5)
	Nickel Package/Secondary	2000 (1)
	Special Teams	2001-03 (3)
C		
Troy Calhoun	Defensive Assistant	2003 (1)
	Offensive Assistant/Special Teams	2004 (1)
	Assistant to Head Coach	2005 (1)
Ken Carpenter	Assistant	1961 (1)
Rubin Carter	Assistant Defensive Line	1987-88 (2)
Jim Cason	Backfield	1960 (1)
Barney Chavous	Assistant Strength and Conditioning	1989 (1)
	Defensive Assistant	1990-92 (3)
	Assistant Strength/Assistant Defensive Line	1993-94 (2)
	Assistant Strength/Assistant Offensive Line	1995-99 (5)
Max Coley	Offensive Coordinator	1972-76 (5)
Joe Collier	Defensive Backfield	1969-71 (3)
	Defensive Coordinator	1972-81 (10)
	Assistant Head Coach/Defense	1982-88 (7)
Dick Coury	Wide Receivers	1972-73 (2)
Larry Coyer	Linebackers	2000-02 (3)
	Defensive Coordinator	2003-06 (4)
D		
Kay Dalton	Wide Receivers	1974-76 (3)
	Special Offensive Assistant	1986 (1)
Joe DeCamillis	Defensive Quality Control	1991-92 (2)
Rick Dennison	Offensive Assistant	1995-96 (2)
	Special Teams	1997-2000 (4)
	Offensive Line	2001-05 (5)
	Offensive Coordinator	2006 (1)
George Dickson	Defensive Backs	1964-65 (2)
Dale Dodrill	Defensive Line	1960-63, 1966 (5)
Kirk Doll	Assistant Defensive Backs	2004 (1)
	Linebackers	2005-06 (2)
Ed Donatell	Defensive Backs	1995-99 (5)
Karl Dorrell	Wide Receivers	2000-02 (3)
Whitey Dovell	Offensive Line	1967-70, 1979-80 (6)
	Special Teams/Tight Ends	1971 (1)
	Offensive Coordinator	1980 (1)
	Offensive Coordinator/Wide Receivers	1981-82 (2)
George Dyer	Defensive Line	1995-2001 (7)
	Assistant to Head Coach	2002 (1)
E		
Hunter Enis	Offensive Backs	1967-71 (5)
F		
Jim Fassel	Offensive Coord./Quarterbacks	1993 (1)
	Assistant Head Coach/Offensive Coordinator	1994 (1)
Jack Faulkner	Head Coach	1962-64 (3)
Frank Filchok	Head Coach	1960-61 (2)

ALL-TIME COACHES ROSTER

F (CONT.)		
COACH	POSITION	YEARS OF SERVICE (TOTAL)
Mo Forte	Running Backs	1988-92 (5)
	Wide Receivers	1993-94 (2)
Jerry Frei	Offensive Line	1972-75, 1981-82 (6)
Leon Fuller	Defensive Backs	1994 (1)
G		
Chan Gailey	Special Teams/Tight Ends	1985-86 (2)
	Tight Ends/Receivers	1987 (1)
	Quarterbacks	1988 (1)
	Offensive Coordinator/Receivers	1989-90 (2)
Bob Gambold	Linebackers	1972-73 (2)
	Defensive Backs	1974-77 (4)
Alex Gibbs	Offensive Line	1984-87 (4)
	Assistant Head Coach/Offensive Line	1995-2003 (9)
David Gibbs	Safeties	2001 (1)
	Secondary	2002-04 (3)
Mike Giddings	Assistant Offensive Line	1976 (1)
Gary Glick	Defensive Backs	1962 (1)
I.J. Gorman	Strength and Conditioning	1983-84 (2)
Ken Gray	Offensive Line	1977-78 (2)
Bob Griffin	Assistant	1966 (1)
H		
John Hadl	Quarterbacks/Receivers	1983 (1)
Bishop Harris	Running Backs	1993-94 (2)
Mike Heimerdinger	Wide Receivers	1995-99 (5)
	Assistant Head Coach	2006 (1)
George Henshaw	Offensive Line	1988-90 (3)
	Wide Receivers	1991 (1)
	Offensive Coordinator/Receivers	1992 (1)
Ed Hughes	Defensive Backs	1963 (1)
J		
Charley Johnson	Quarterbacks	1976 (1)
Reed Johnson	Special Teams	1981 (1)
Stan Jones	Defensive Line	1967-71, 1976-88 (18)
K		
Larry Kennan	Wide Receivers	1988 (1)
Gary Kubiak	Offensive Coordinator/Quarterbacks	1995-2002 (8)
	Offensive Coordinator	2003-05 (3)
L		
Charlie Lee	Running Backs	1981 (1)
Earl Leggett	Defensive Line	1989-90 (2)
John Levra	Offensive Line	1993-94 (2)
Anthony Lynn	Assistant Special Teams	2000-02 (3)
M		
Dick MacPherson	Defensive Backs	1967-68 (2)
	Linebackers	1969-70 (2)
Ray Malavasi	Defensive Line	1964-65 (2)
	Head Coach/Offensive Line	1966 (1)
Pete Mangurian	Tight Ends/Assistant Offensive Line	1988-90 (3)
	Offensive Line	1991-92 (2)
Jim Martin	Offensive Line	1962 (1)
Marv Matuszak	Defensive Backs	1966 (1)
Richie McCabe	Defensive Backs	1978-82 (5)
Thomas McGaughey	Special Teams Assistant	2005-06 (2)
Pat McPherson	Defensive Assistant	1998 (1)
	Offensive Assistant	1999-2002 (4)
	Quarterbacks	2003-06 (4)
Bus Mertes	Offensive Back	1965-66 (2)
Keith Millard	Assistant Defensive Line/Pass Rush Specialist	2003-04 (2)
Al Miller	Strength and Conditioning	1985-92 (8)

ALL-TIME COACHES ROSTER

M (CONT.)		
COACH	POSITION	YEARS OF SERVICE (TOTAL)
Red Miller	Offensive Line	1963-65 (3)
	Head Coach	1977-80 (4)
Ron Milus	Defensive Backs	2000-02 (3)
Myrel Moore	Offensive Line/Special Teams	1972 (1)
	Linebackers	1973-77, 1983-88 (11)
	Offensive Line	1982 (1)
N		
Nick Nicolau	Special Assistant	1981 (1)
	Running Backs	1982-87 (6)
Mike Nolan	Special Teams	1987 (1)
	Spec. Teams/Defensive Assistant	1988 (1)
	Linebackers	1989-92 (4)
Rex Norris	Defensive Line	1994 (1)
P		
Dwain Painter	Offensive Assistant	1997 (1)
Brian Pariani	Tight Ends	1995-2004 (10)
Babe Parilli	Quarterbacks	1977-79 (3)
Andre Patterson	Defensive Line/Tackles	2005-06 (2)
Wade Phillips	Defensive Coordinator	1989-92 (4)
	Head Coach	1993-94 (2)
Fran Polsfoot	Wide Receivers	1977-80 (4)
	Tight Ends/Special Teams	1981-84 (4)
Ricky Porter	Offensive Assistant	1997-98 (2)
	Assistant Strength and Conditioning	1999 (1)
R		
Dan Radakovich	Offensive Line	1983 (1)
John Ralston	Head Coach	1972-76 (5)
Dan Reeves	Head Coach	1981-92 (12)
Alvin Reynolds	Assistant Defensive Backs/Quality Control	1993-94 (2)
	Defensive Assistant/Assistant Defensive Backs	1995 (1)
Ray Rhodes	Defensive Coordinator	2001-02 (2)
Harold Richardson	Special Teams	1989-90 (2)
	Special Teams/Tight Ends	1991-92 (2)
	Special Assistant to Head Coach/Offense	1993-94 (2)
Paul Roach	Offensive Backs	1977-80 (4)
Greg Robinson	Defensive Coordinator	1995-2000 (6)
Sam Rutigliano	Wide Receivers	1967-70 (4)
Jim Ryan	Defensive Assistant	2005-06 (2)
S		
Lou Saban	Head Coach	1967-71 (5)
Greg Saporta	Assistant Strength and Conditioning	1995-2006 (12)
Mike Shanahan	Wide Receivers	1984 (1)
	Offensive Coordinator	1985-87 (3)
	Quarterbacks	1989-90 (2)
	Offensive Coordinator	1991 (1)
	Head Coach	1995-2006 (12)
Bob Slowik	Defensive Backs	2005-06 (2)
Ryan Slowik	Defensive Assistant	2005-06 (2)
Cedric Smith	Assistant Strength and Conditioning	2001-06 (6)
Jerry Smith	Offensive Line/Head Coach	1971 (1)
Richard Smith	Special Teams/Assistant Linebackers	1993-94 (2)
	Special Teams	1995-96 (2)
Rick Smith	Defensive Assistant	1996-99 (4)
Mac Speedie	Offensive Ends	1962-64 (3)
	Head Coach	1964-66 (3)
Jimmy Spencer	Assistant Defensive Backs	2003, '05-06 (3)
	Defensive Backs	2004 (1)
Ernie Stautner	Defensive Line	1991-93 (3)
Les Steckel	Tight Ends	1993-94 (2)

ALL-TIME COACHES ROSTER

T		
John Teerlinck	Pass Rush Specialist	1997-2001 (5)
Terry Tumey	Defensive Assistant	1999-2000 (2)
Bobby Turner	Running Backs	1995-2006 (12)
Rich Tuten	Strength and Conditioning	1995-2006 (12)

U		
Doc Urich	Defensive Line	1972-75 (4)
	Offensive Line	1976 (1)
	Special Teams	1984 (1)
	Tight Ends/Assistant Offensive Line	1985 (1)

W		
Doak Walker	Special Assignments	1966 (1)
Charlie Waters	Special Teams	1988 (1)
	Defensive Backs	1989-92 (4)
	Defensive Coordinator	1993-94 (2)
Steve Watson	Defensive Assistant	2001-02 (2)
	Wide Receivers	2003-06 (4)
Charlie West	Defensive Backs	1983-88 (6)

Y		
Zaven Yarialian	Head Coach's Assistant	2001 (1)
John-Paul Young	Linebackers	1993-94 (2)

Z		
Bob Zeman	Linebackers	1978-82 (5)

BRONCOS ASSISTANTS WHO BECAME NFL HEAD COACHES AFTER THEIR TIME ON DENVER'S STAFF

A total of 14 individuals were named an NFL head coach after serving as an assistant on the Broncos' coaching staff. This list includes four active NFL head coaches in Mike Shanahan (Denver), Gary Kubiak (Houston), Mike Nolan (San Francisco) and Wade Phillips (Dallas).

ASSISTANTS WHO BECAME NFL HEAD COACHES AFTER THEIR TIME ON THE BRONCOS' COACHING STAFF

Coch	Yrs. w/Den. as an asst.	Yrs. as NFL Head Coach	Career Rec. Inc. Postseason
1. Mac Speedie	1962-64	Den. ('64-66)	6-19-1 (.250)
2. Ray Malavasi	1964-66	Den. ('66)/Rams ('78-82)	47-44 (.516)
3. Ed Hughes	1963	Hou. ('71)	4-9-1 (.321)
4. Jerry Smith	1971	Den. ('71)	2-3 (.400)
5. Red Miller	1963-65	Den. ('77-80)	42-25 (.627)
6. Sam Rutigliano	1967-70	Cle. ('78-84)	47-52 (.475)
7. Rod Dowhower	1980-82	Ind. ('85-86)	5-24 (.172)
8. Mike Shanahan	'84-87, '89-91	Raiders ('88-89)/Den. ('95-Pres.)	139-86-0 (.618)
9. Dick MacPherson	1967-70	N.E. ('91-92)	8-24 (.250)
10. Wade Phillips	1989-92	N.O. ('85)/Den. ('93-94) Buf. ('98-00)/Atl. ('03)	48-42 (.533)
11. Chan Gailey	1985-90	Dal. ('98-99)	18-16 (.529)
12. Jim Fassel	1993-94	NYG ('97-03)	60-56-1 (.517)
13. Mike Nolan	1987-92	S.F. ('05-Pres.)	11-21 (.344)
14. Gary Kubiak	1995-05	Hou. ('06)	6-10 (.375)

Note: Bold denotes active NFL head coach.

DID YOU KNOW?

The record for most years of service on the Broncos' coaching staff is 20, held by former assistant Joe Collier. He served on Denver's coaching staff in several capacities from 1969-88.

Head Coach Mike Shanahan in 2007 begins his 20th year on the Broncos' coaching staff. Shanahan was an assistant with the Broncos from 1984-87 and '89-91 before he was named head coach in 1995.

BRONCOS ALL-TIME ROSTER

List includes players who spent time on the active roster during the regular or postseason. **Current players in bold.**
 † Indicates player was signed during 1987 strike, and played only during that three-game span as a replacement player)
 * Indicates information is incomplete; does not include starts for seasons prior to 1968

A									
No.	Name	Pos.	Hgt.	Wgt.	College	GP	GS	Years	
21	Hamza Abdullah	S	6-2	213	Washington State	12	0	2005-06	
81	Bob Adams	TE	6-2	225	Pacific	2	0	1975	
12/81	Charlie Adams	WR	6-2	190	Hofstra	24	2	2003-06	
73	Scott Adams	T	6-6	315	Georgia	0	0	1997	
60	Kenneth M. Adamson	G	6-2	235	Notre Dame	32	N/A	1960-62	
57	Allen Aldridge	LB	6-1	245	Houston	64	45	1994-97	
68	Steve Alexakos	G	6-2	260	San Jose State	8	1	1970	
58	Elijah Alexander	LB	6-2	230	Kansas State	41	24	1993-95	
40	Jeff Alexander	RB	6-0	232	Southern	21	6	1989, 1992	
69	P.J. Alexander	T	6-4	297	Syracuse	5	0	2003-05	
80	Ray Alexander	WR	6-4	195	Florida A&M	8	0	1984	
45	Roc Alexander	CB	5-10	190	Washington	26	1	2004-05	
82	Stephen Alexander	TE	6-4	250	Oklahoma	32	29	2005-06	
25	Ted Alfien	RB	6-0	195	Springfield College	4	0	1969	
22	Elihu (Buddy) Allen	HB	5-11	193	Utah State	1	N/A	1961	
24	Donald R. Allen	FB	6-0	200	Texas	10	N/A	1960	
57	Ty Allert	LB	6-2	233	Texas	7	0	1990	
73	Henry Allison	T	6-3	255	San Diego State	3	0	1977	
62	Vaughn S. (Buddy) Alliston	LB	6-0	218	Mississippi	11	N/A	1960	
94	Luis Almanzar	DT	6-3	295	Southwest Missouri State	0	0	2003	
77	Lyle Alzado	DE	6-3	255	Yankton College	99	98	1971-78	
22	David R. Ames	HB	6-0	185	Richmond	7	N/A	1961	
23	Marques Anderson	S	5-11	210	UCLA	6	0	2005	
38	Mike Anderson	RB	6-0	230	Utah	74	51	2000-05	
11	Bobby Anderson	HB	6-0	208	Colorado	48	22	1970-73	
83	Willie "Flipper" Anderson	WR	6-0	175	UCLA	4	0	1997	
86	Mitch Andrews	TE	6-2	239	Louisiana State	8	3	1987	
84	Lou Andrus	LB	6-6	230	Brigham Young	8	N/A	1967	
92	Lester Archambeau	DE	6-5	275	Stanford	3	0	2000	
83	Justin Armour	WR	6-4	210	Stanford	8	0	1998	
24	Otis Armstrong	RB	5-10	196	Purdue	96	58	1973-80	
65	LeFrancis Arnold	G/C	6-3	245	Oregon	2	0	1974	
73	Mike Askea	T	6-4	260	Stanford	4	0	1973	
28	Billy Atkins	DB	6-1	196	Auburn	3	N/A	1964	
74	Frank Atkinson	DE	6-3	240	Stanford	3	N/A	1964	
47	George Atkinson	S	6-0	180	Morris Brown	6	0	1979	
27	Steve Atwater	S	6-3	217	Arkansas	155	155	1989-98	
33	John Avery	RB	5-9	190	Mississippi	7	0	1999	
67	John Ayers	G	6-5	258	West Texas State	9	5	1987	
B									
56/65	Jay Bachman	C	6-3	250	Cincinnati	45	1	1968-71	
24	Champ Bailey	CB	6-0	192	Georgia	46	46	2004-06	
75	Bill Bain	T	6-4	279	Southern California	15	14	1976-1978	
6	Jason Baker	P	6-2	205	Iowa	4	0	2004	
74	Jerry Baker	T	6-2	297	Tulane	5	0	1983	
79	Chris Banks	G	6-1	300	Kansas	20	1	1998-99	
85	Mike Barber	TE	6-3	235	Louisiana Tech	10	1	1985	
62	Ernie Barnes	G	6-3	247	North Carolina Central	25	N/A	1963-64	
73	Walter Barnes	DE	6-3	245	Nebraska	19	0	1969-71	
86	Dean Barnett	TE	6-2	225	Nevada-Las Vegas	8	0	1983	
42	Odell Barry	HB	5-10	180	Findlay	26	N/A	1964-65	
52	James Barton	C	6-5	250	Marshall	28	N/A	1961-62	
54	Rick Baska	LB	6-3	225	UCLA	18	0	1976-77	
46	Norman Bass	DB	6-3	210	Pacific	1	0	1964	
64	Scott Beavers	G	6-4	277	Georgia Tech	2	0	1990	
85	Tom Beer	TE	6-4	235	Houston	37	*21	1967-69	
56	Dave Behrman	C	6-5	260	Michigan State	11	N/A	1967	
73	Kevin Belchert	T	6-5	280	Wisconsin	1	1	1987	
20	Henry Bell	HB	5-10	210	No college	10	N/A	1960	
35	Ken Bell	RB/WR	5-10	190	Boston College	59	1	1986-89	
20	Mike Bell	RB	6-0	220	Arizona	15	3	2006	
26	Tatum Bell	RB	5-11	213	Oklahoma State	42	14	2004-06	
3	Scott Bentley	PK	6-0	203	Florida State	2	0	1997, 2000	
43	Frank Bernardi	DB	5-9	181	Colorado	6	N/A	1960	
74	Lee Bernet	T	6-2	250	Wisconsin	28	N/A	1965-66	
33	Rod Bernstine	RB	6-3	238	Texas A&M	21	21	1993-95	

BRONCOS ALL-TIME ROSTER, CONT.

No.	Name	Pos.	Hgt.	Wgt.	College	GP	GS	Years
92	Bertrand Berry	DE	6-3	250	Notre Dame	46	19	2001-03
11	Steve Beuerlein	QB	6-3	220	Notre Dame	12	5	2001-03
54	Keith Bishop	C/G	6-3	260	Baylor	129	87	1980-89
24	Tony Boddie	RB	5-11	195	Montana State	6	0	1986-87
83	Melvin Bonner	WR	6-3	207	Baylor	4	0	1993
89	Gordon Bowdell	WR	6-2	203	Michigan State	2	0	1971
52	David Bowers	LB	6-2	255	Western Illinois	16	0	1999
65	Walt Bowyer	DE	6-4	254	Arizona State	61	17	1983-84, 87-88
77	Greg Boyd	DE	6-6	274	San Diego State	40	0	1980-82
52	Greg Bracelin	LB	6-1	214	California	12	0	1980
23	Ronnie Bradford	DB	5-10	188	Colorado	26	3	1993-95
24	Phil Brady	S	6-3	210	Brigham Young	4	0	1969
56	John Bramlett	LB	6-1	220	Memphis State	28	N/A	1965-66
42	Sam Brandon	S	6-2	200	Nevada-Las Vegas	63	12	2002-06
32	Melvin Bratton	RB	6-1	225	Miami (Fla.)	32	6	1989-90
34	Tyrone Braxton	DB	5-11	190	North Dakota State	165	132	1987-93, 95-99
19	Don Breaux	QB	6-1	205	McNeese State	9	N/A	1963
76	Bob Breitenstein	T	6-3	265	Tulsa	30	N/A	1965-67
26	Chris Brewer	RB	6-1	204	Arizona	13	0	1984
15	Marlin Briscoe	QB	5-11	178	Omaha	11	5	1968
6	Bubby Brister	QB	6-3	205	Northeast Louisiana	10	4	1997-99
71	Blake Brockermeyer	T	6-4	295	Texas	32	3	2002-03
36	John W. (Red) Brodnax	FB	6-0	208	Louisiana State	14	N/A	1960
11	Jeff Brohm	QB	6-1	205	Louisville	0	0	1999
56	Michael Brooks	LB	6-1	236	Louisiana State	89	64	1987-92
85	Robert Brooks	WR	6-0	173	South Carolina	4	0	2000
50	Fred Broussard	C	6-3	235	Texas A&M	1	0	1960
87	Boyd Brown	TE	6-4	222	Alcorn State	40	0	1974-76
89	Clay Brown	TE	6-3	223	Brigham Young	3	0	1983
98	Courtney Brown	DE	6-4	285	Penn State	14	13	2005-06
73	Cyron Brown	DE	5-5	275	Western Illinois	11	0	1998-99
26	Eric Brown	S	6-0	210	Mississippi State	53	52	1998-2001
34/46	Hardy Brown	LB	6-0	193	Tulsa	13	N/A	1960
70	Jamie Brown	T	6-8	320	Florida A&M	29	4	1995-97
55	Ken Brown	LB	6-1	235	Virginia Tech	2	0	1995
55	Ken Brown	C	6-1	245	New Mexico	16	0	1979
82	Laron Brown†	WR	5-9	172	Texas	3	1	1987
24	Willie Brown	DB	6-1	195	Grambling	50	N/A	1963-66
64/68/72	Sam Brunelli	G	6-2	270	Colorado State	60	*32	1966-71
82	Larry Brunson	WR	5-11	180	Colorado	13	0	1980
64	Billy Bryan	C	6-2	251	Duke	153	151	1977-88
79/95	Steve Bryan	DE/LB	6-2	256	Oklahoma	12	3	1987-88
27	Terrell Buckley	CB	5-9	176	Florida State	16	16	2000
80	Tom Buckman	TE	6-4	230	Texas A&M	7	1	1969
33	Fred Bukaty	FB	5-11	195	Kansas	14	N/A	1961
60	Joe Burch	C	6-2	280	Texas Southern	0	0	1994
21	Bobby Burnett	RB	6-3	210	Arkansas	3	0	1969
56/55/51	Keith Burns	LB	6-2	235	Oklahoma State	166	3	94-98, 00-03, 05-06
41	George Burrell	S	5-10	180	Pennsylvania	14	7	1969
93	Antwon Burton	DT	6-2	318	Temple	1	0	2006
58	Steve Busick	LB	6-4	227	Southern California	73	47	1981-85
21/22	Gerry Bussell	DB	6-0	190	Georgia Tech	6	N/A	1965
51	Bill Butler	LB	6-4	226	Cal State-Northridge	14	0	1970
28	Butler By'not'e	CB	5-9	190	Ohio State	9	0	1994
24	George (Butch) Byrd	DB	6-0	211	Boston University	14	0	1971
C								
59	Glenn Cadrez	LB	6-3	240	Houston	90	40	1995-2000
28	Scott Caldwell†	RB	5-10	196	Texas-Arlington	3	1	1987
79	Carter Campbell	DE	6-4	240	Weber State	14	2	1971
86	Jeff Campbell	WR	5-8	167	Colorado	16	1	1994
67	Mark Campbell	DT	6-1	290	Florida	0	0	1996
35	Larry Canada	FB	6-2	233	Wisconsin	48	0	1978-81
38	Steve Cargile	S	6-2	210	Columbia	3	0	2006
65	Cooper Carlisle	G	6-5	295	Florida	95	38	2000-06
40	Albert R. Carmichael	HB	6-1	200	Southern California	16	N/A	1960-61
40	Paul Carmichael	HB	6-0	200	El Camino J.C.	3	N/A	1965
86	Don Carothers	E	6-5	225	Bradley	3	N/A	1960
89	Kenneth L. Carpenter	E	6-0	195	Oregon State	6	N/A	1960
92	Alphonso Carreker	DE	6-6	268	Florida State	22	17	1989-91
29	Darren Carrington	CB	6-2	200	Northern Arizona	16	0	1989
89/77	Dwayne Carswell	TE/OL	6-3	260	Liberty	163	82	1994-2005
40	Dale Carter	CB	6-1	188	Tennessee	14	14	1999
68	Rubin Carter	DT	6-0	256	Miami (Fla.)	166	151	1975-86

No.	Name	Pos.	Hgt.	Wgt.	College	GP	GS	Years
37	Tony Carter	FB	6-0	235	Minnesota	16	6	2001
51	Tim Casey	LB	6-1	225	Oregon	2	0	1969
66	John Cash	E	6-3	240	Allen	28	N/A	1961-62
45	Tom Cassese	DB	6-1	198	C.W. Post	14	N/A	1967
28	Jeremiah Castille	CB	5-10	175	Alabama	27	15	1987-88
40	Grady Cavness	CB	5-11	187	Texas-El Paso	14	14	1969
86	Byron Chamberlain	TE	6-1	242	Wayne State (Neb.)	73	0	1995-2000
79	Barney Chavous	DE	6-3	252	South Carolina State	182	177	1973-85
15	Max Choboian	QB	6-4	215	Cal State-Northridge	14	N/A	1966
54/55	Patrick Chukwurah	LB	6-1	240	Wyoming	42	0	2003-06
78	Tom Cichowski	T	6-4	250	Maryland	13	0	1967-68
54	Ralph Cindrich	LB	6-1	228	Pittsburgh	1	0	1974
70	Tyson Clabo	G	6-6	314	Wake Forest	0	0	2004
19	Brian Clark	WR	6-2	204	North Carolina State	6	0	2006
78	Brian Clark	T	6-6	260	Clemson	0	0	1982
47	Darius Clark	S	5-10	210	Duke	7	0	2000-01
43	Derrick Clark	RB	6-1	235	Evangel College	16	4	1994
88	Desmond Clark	TE	6-3	255	Wake Forest	41	6	1999-2001
20/27	Kevin Clark†	DB	5-10	185	San Jose State	26	3	1987-88, 90-91
73	Kelvin Clark	T	6-3	260	Nebraska	45	8	1979-81
15	Mike Clendenen†	K	5-11	191	Houston	3	0	1987
34	Cedric Cobbs	RB	6-0	227	Arkansas	2	0	2006
48	George Coghill	S	6-0	210	Wake Forest	54	5	1998-2001
26	Don Coffey	E	6-4	190	Memphis State	3	N/A	1963
84/81	Chris Cole	WR	6-0	195	Texas A&M	35	2	2000-03
46/21	Karon Coleman	RB	5-7	198	Stephen F. Austin	15	0	2000-02
92/95	Marco Coleman	DE	6-3	270	Georgia Tech	23	16	2004-05
76	Steve Coleman	DE	6-5	252	Delaware State	2	0	1974
69	Tony Colorito	NT	6-5	260	Southern California	15	0	1986
59	Darren Comeaux	LB	6-1	227	Arizona State	60	0	1982-86
80	Ed Cooke	DE	6-4	250	Maryland	28	N/A	1964-65
81	Andre Cooper	WR	6-2	210	Florida State	10	1	1999-2000
63	Mark Cooper	G/T	6-5	270	Miami (Fla.)	53	12	1983-87
25	Kip Corrington	S	6-0	175	Texas A&M	32	1	1989-90
63	Dave Costa	DT	6-2	250	Utah	70	*56	1967-71
66	Bill Cottrell	G	6-4	255	Delaware Valley	11	0	1972
40	Curume Cox	S	6-1	199	Maryland	29	5	2005-06
66/77	Larry Cox	DT	6-3	255	Abilene Christian	33	*0	1966-68
41	Eric Crabtree	FL	6-0	185	Pittsburgh	42	*14	1966-68
68	Gary Crane	LB	6-5	230	Arkansas State	6	0	1969
29	Aaron Craver	RB	5-11	217	Fresno State	31	27	1995-96
33	Willis Crenshaw	FB	6-2	230	Kansas State	12	12	1970
53/78	Ken Criter	LB	6-0	225	Wisconsin	75	1	1969-74
39	Ray Crockett	CB	5-10	184	Baylor	106	104	1994-2000
51	Mike Croel	LB	6-3	231	Nebraska	58	54	1991-94
54	Ed Cummings	LB	6-3	232	Stanford	14	N/A	1965
50	Carl Cunningham	LB	6-4	230	Houston	55	*42	1967-70
74	Mike Current	T	6-5	274	Ohio State	118	*105	1967-75
58	Scott Curtis	LB	6-1	230	New Hampshire	25	1	1989-90
6	Jay Cutler	QB	6-3	233	Vanderbilt	5	5	2006
D								
94	Lional Dalton	DT	6-1	309	Eastern Michigan	16	13	2002
5	Brad Daluiso	K	6-2	207	UCLA	16	0	1992
75	Eldon V. Danenhauer	T	6-5	245	Pittsburg State	79	N/A	1960-65
76	William A. Danenhauer	E	6-4	245	Emporia College	4	N/A	1960
51	Stan David†	LB	6-3	211	Texas Tech	0	0	1987
62	Jeff Davidson	G/T	6-5	309	Ohio State	44	30	1990-92
32	Dick Davis	RB	5-11	215	Nebraska	2	0	1970
96	Dorsett Davis	DT	6-5	305	Mississippi State	14	0	2002-04
25	Eric Davis	CB	5-11	185	Jacksonville State	16	0	2001
62	Jack Davis	T	6-2	235	Arizona	2	N/A	1960
78	Marvin Davis	DT	6-4	252	Wichita State	1	N/A	1966
30	Terrell Davis	RB	5-11	210	Georgia	78	77	1995-2002
33	Joe Dawkins	RB	6-0	223	Wisconsin	36	19	1971-73
84	Albert E. Day	T	6-2	216	Eastern Michigan	14	N/A	1960
33	Ron Dayne	RB	5-10	245	Wisconsin	10	0	2005
17	Steve DeBerg	QB	6-3	205	San Jose State	33	11	1981-83
39	Robert Delpino	RB	6-0	210	Missouri	16	3	1993
55	Rick Dennison	LB	6-3	220	Colorado State	128	52	1982-90
88	Al Denson	FL	6-2	208	Florida A&M	91	*34	1964-70
14	Todd Devoe	WR	6-2	198	Central Missouri State	15	0	2005-06
65	John Denvir	G	6-4	245	Colorado	11	N/A	1962
63	David Diaz-Infante	G/C	6-3	295	San Jose State	51	9	1996-98, 01
71	Wallace Dickey	T	6-3	260	Southwest Texas State	22	0	1968-69
35	Richard L. (Bo) Dickinson	FB	6-2	220	Southern Mississippi	20	N/A	1962-63
10	Doug (Bucky) Dilts	P	5-9	185	Georgia	30	0	1977-78

BRONCOS ALL-TIME ROSTER, CONT.

No.	Name	Pos.	Hgt.	Wgt.	College	GP	GS	Years
29	Charles Dimry	CB	6-0	176	Nevada-Las Vegas	44	18	1991-93
2	Joe DiVito	QB	6-2	205	Boston College	3	0	1968
30	Hewritt Dixon	FB/TE	6-1	230	Florida A&M	33	N/A	1963-65
31	Zachary Dixon	RB	6-0	203	Temple	5	0	1979
33	Dedrick Dodge	S	6-2	187	Florida State	16	1	1997
59	Kirk Dodge†	LB	6-1	231	Nevada-Las Vegas	3	1	1987
85	Chris Doering	WR	6-4	195	Florida	3	0	1999-2000
82	Jack Dolbin	WR	5-10	180	Wake Forest	62	32	1975-79
49	Matt Dominguez	TE/WR	6-2	219	Sam Houston State	12	0	2001
76	Tom Domres	DT	6-3	260	Wisconsin	16	8	1971-72
54	Mitch Donahue	LB	6-2	254	Wyoming	16	0	1993-94
33	Tony Dorsett	RB	5-11	192	Pittsburgh	16	13	1988-89
45	Gary Downs	RB	6-0	212	North Carolina State	2	0	1995
14	Richard A. (Skip) Doyle	HB	6-0	193	Ohio State	6	N/A	1960
99	Shane Dronett	DE	6-6	288	Texas	61	35	1992-95
76	Tom Drougas	T	6-4	257	Oregon	3	0	1974
34	Reuben Droughns	RB	5-11	207	Oregon	47	18	2002-04
97	Darren Drodzov	DT	6-3	281	Maryland	6	2	1993-94
32	Joe Dudek†	RB	6-0	200	Plymouth State	2	2	1987
84	Wesley Duke	TE	6-5	225	Mercer	3	0	2005
92	Elvis Dumervil	DE	5-11	215	Louisville	13	0	2006
4	Rick Duncan	K	6-0	208	Eastern Montana	2	0	1967
21	Myron Dupree	CB	5-11	180	North Carolina Central	16	0	1983
55	Pete Duranko	DE	6-2	250	Notre Dame	98	76	1967-74

E

24	Booker Edgerison	CB	5-10	183	Western Illinois	6	0	1970
85	Ron Egloff	TE	6-5	230	Wisconsin	93	25	1977-83
91	Ebenezer Ekuban	DE	6-4	275	North Carolina	31	19	2005-06
1	Jason Elam	K	5-11	200	Hawaii	220	0	1993-2006
62	Jim Elfrid	LB	N/A	N/A	Colorado State	0	0	1961
94	Luther Elliss	DT	6-5	318	Utah	8	0	2004
7	John Elway	QB	6-3	215	Stanford	234	231	1983-98
89	John Embree	WR	6-4	194	Compton J.C.	20	6	1969-70
60	John Engelberger	DE	6-4	268	Virginia Tech	30	1	2005-06
14	George Hunter Enis	QB	6-2	195	Texas Christian	4	N/A	1962
88	Pat Epperson	E	6-3	225	Adams State	9	N/A	1960
53	Tom Erlandson	LB	6-3	235	Washington State	34	N/A	1962-65
16	Mike Ernst	QB	6-1	190	Cal State-Fullerton	1	0	1972
3	Paul Ernster	P/K	6-0	217	Northern Arizona	17	0	2005-06
46	Terry Erwin	HB	6-0	190	Boston College	9	2	1968
40	Jay Dale Evans	HB	6-3	210	Kansas State	5	N/A	1961
88	Jerry Evans	TE	6-4	250	Toledo	44	15	1993-95
56	Larry Evans	LB	6-2	216	Mississippi College	101	41	1976-82
35	Blake Ezor	RB	5-9	181	Michigan State	9	0	1990

F

86	Stan Fanning	DE	6-7	270	Idaho	7	N/A	1964
44	Miller Farr	DB	6-1	190	Wichita State	7	N/A	1965
63	Sean Farrell	G	6-3	260	Penn State	10	4	1990-91
68	Mario Fatafehi	DT	6-2	300	Kansas State	32	25	2003-04
25	Nick Ferguson	S	5-11	201	Georgia Tech	57	37	2003-06
85	Chafie Fields	WR	6-1	200	Penn State	0	0	2000
37	Steve Fitzhugh†	DE	5-11	188	Miami (Ohio)	3	1	1987
20	Billy Ray Fletcher	E	5-10	190	Memphis State	1	N/A	1966
73	Simon Fletcher	LB/DE	6-5	240	Houston	172	143	1985-95
61	Eric Floyd	OL	6-5	310	Auburn	1	0	1995
43	Steve Foley	DB	6-2	190	Tulane	150	135	1976-86
32	Garrett Ford	FB	6-2	230	West Virginia	14	3	1968
57	Fred Forsberg	LB	6-1	235	Washington	53	40	1968-73
72	George Foster	T	6-5	338	Georgia	49	45	2003-06
22	Domonique Foxworth	CB	5-11	180	Maryland	32	12	2005-06
84	Jason Franci	E	6-1	210	Cal-Santa Barbara	10	N/A	1966
31	Mike Franckowiak	RB	6-3	220	Central Michigan	28	1	1975-76
51/55	Jim Fraser	LB/P	6-3	236	Wisconsin	42	N/A	1962-64
42	Al Frazier	HB	5-11	180	Florida A&M	31	N/A	1961-63
62	Mike Freeman	G	6-3	256	Arizona	26	9	1984-87
68	Russell Freeman	T	6-7	290	Georgia Tech	43	37	1992-94
12	Gus Frerotte	QB	6-3	230	Tulsa	14	7	2000-01
64	Lennie Friedman	G	6-3	285	Duke	33	22	1999-2002
24	Randy Fuller	CB	5-10	180	Tennessee State	10	1	1994
2	Will Furrer	QB	6-3	211	Virginia Tech	0	0	1994

G

No.	Name	Pos.	Hgt.	Wgt.	College	GP	GS	Years
64	George Gaiser	T	6-4	255	Southern Methodist	10	7	1968
28	Bob Gaiters	HB	5-11	210	New Mexico State	6	N/A	1963
99	David Galloway	DE	6-3	277	Florida	10	0	1990
82	David Gamble	WR	6-1	190	New Hampshire	2	0	1997
99	Daryl Gardener	DT	6-6	295	Baylor	5	2	2003
52	Dave Garnett	LB	6-2	216	Stanford	3	0	1995
66	Scott Garnett	NT	6-2	271	Washington	16	1	1984
23	Drake Garrett	DB	5-9	183	Michigan State	15	13	1968-70
22	Olandis Gary	RB	5-11	218	Georgia	35	15	1999-2002
61	Charles E. Gavin	DE	6-1	250	Tennessee State	47	N/A	1960-63
92	Ron Geater	NT	6-6	272	Iowa	3	0	1992
79	Jumpy Geathers	DT	6-7	283	Wichita State	16	0	1996-97
57	Bob Geddes	LB	6-2	240	UCLA	14	3	1972
40	Jack Gehrke	WR	6-0	178	Utah	14	10	1971
6	Ralph Giacommaro†	P	6-1	190	Penn State	3	0	1987
90	Freddie Gilbert	DE	6-4	275	Georgia	35	8	1986-88
2/30	Cookie Gilchrist	FB	6-3	251	No college	15	N/A	1965, 1967
17	Scotty Glacken	QB	6-0	190	Duke	10	N/A	1966-67
49	Glenn Glass	DB	6-1	205	Tennessee	6	N/A	1966
62	Tom Glassic	G	6-3	254	Virginia	105	93	1976-83
67	George Goeddeke	G	6-3	253	Notre Dame	66	*55	1967-72
52	Ian Gold	LB	6-0	223	Michigan	85	53	2000-03, 05-06
45/23	Austin (Goose) Gonsoulin	DB	6-3	210	Baylor	94	N/A	1960-66
79	John Gonzaga	G	6-3	247	No college	11	N/A	1966
62	Brian Goodman	G	6-2	250	UCLA	0	0	1975
64	Harvey Goodman	G	6-4	260	Colorado	14	0	1976
28	Cornell Gordon	CB	6-0	187	North Carolina A&T	29	14	1970-72
21/23	Darrien Gordon	CB	5-11	184	Stanford	32	32	1997-98
83	Sam Graddy	WR	5-10	165	Tennessee	8	0	1987-88
52/53	Randy Gradishar	LB	6-3	233	Ohio State	145	134	1974-83
58/83	Tom Graham	LB	6-2	235	Oregon	33	23	1972-74
35	John Granby	S	6-1	200	Virginia Tech	4	0	1992
63	John Grant	DT/DE	6-3	241	Southern California	99	42	1973-79
95	Paul Grasmanis	DT	6-2	298	Notre Dame	5	0	1999
72	Marsharne Graves	T	6-3	268	Arizona	1	0	1984
74	Cornell Green	T	6-6	315	Central Florida	14	0	2004-05
28	Gaston Green	RB	5-10	189	UCLA	27	25	1991-92
53	Louis Green	LB	6-3	228	Alcorn State	36	0	2004-06
87	Paul Green	TE	6-3	236	Southern California	0	0	1989
85	Willie Green	WR	6-4	195	Mississippi	32	2	1997-98
20	Charles Greer	DB	6-0	205	Colorado	88	85	1968-74
85	James D. Greer	E	6-3	215	Elizabeth City State	14	N/A	1960
14	Brian Griese	QB	6-3	215	Michigan	53	51	1998-2002
46	John Griffin	HB	6-1	190	Memphis State	26	N/A	1964-66
22/21	Quentin Griffin	RB	5-7	195	Oklahoma	16	5	2003-05
29	Howard Griffith	FB	6-0	240	Illinois	59	56	1997-2001
89	Bill Groman	HB/E	6-0	194	Heidelberg	14	N/A	1963
77	Dick Guesman	T/K	6-4	255	West Virginia	14	N/A	1964
37	Kevin Guidry	CB	6-0	176	Louisiana State	14	0	1988
53	Donald Gulseth	LB	6-1	240	North Dakota	5	N/A	1966
63	Melwood N. (Buzz) Guy	G	6-3	248	Duke	9	N/A	1961-62

H

75	Brian Habib	G	6-7	293	Washington	78	78	1993-97
48	Dale Hackbart	S	6-3	210	Wisconsin	3	2	1973
85	Joey Hackett	TE	6-5	267	Elon College	16	3	1986
84	Mike Haffner	E	6-2	200	UCLA	34	16	1968-70
54	Britt Hager	LB	6-1	225	Texas	18	5	1995-96
22	Steve Haggerty	DB	5-10	175	Colorado	1	0	1975
26	Chris Hale	DB	5-7	164	Southern California	0	0	1993
93	Ronnie Haliburton	LB	6-4	230	Louisiana State	13	0	1990-91
40	Darryl Hall	S	6-2	210	Washington	32	5	1993-94
69	Darrell Hamilton	T	6-5	298	North Carolina	21	10	1989-91
50	Ben Hamilton	G/C	6-4	283	Minnesota	80	80	2001-06
72	Wayne Hammond	DT	6-5	257	Montana State	5	0	1976
86	Patrick Hape	TE/FB	6-4	262	Alabama	63	13	2001-04
23	Billy Hardee	DB	6-0	184	Virginia Tech	2	0	1976
31	Mike Harden	CB/S	6-1	192	Michigan	128	98	1980-88
31	Quentin Harris	S	6-1	213	Syracuse	6	0	2006
78	Archie Harri†	OL	6-6	270	William & Mary	3	0	1987
34	Raymont Harris	RB	6-0	226	Ohio State	3	0	2000
47	Tony Harris	WR	6-2	190	Toledo	0	0	1972
82	Dwight Harrison	WR	6-1	187	Texas A&I	12	6	1971-72

BRONCOS ALL-TIME ROSTER, CONT.

No.	Name	Pos.	Hgt.	Wgt.	College	GP	GS	Years
27	Maurice Harvey	DB	5-10	190	Ball State	31	3	1978-80
52	Richard Harvey	LB	6-1	235	Tulane	16	1	1994
96	Harald Hasselbach	DE	6-6	285	Washington	112	29	1994-2000
67	Johnny Ray Hatley	T	6-3	249	Sul Ross State	14	N/A	1960
37	Tim Hauck	S	5-10	187	Montana	32	0	1995-96
71	Arthur A. Hauser	T	6-0	237	Xavier	14	N/A	1961
29/33	Wendell Hayes	HB	6-1	220	Humboldt State	39	N/A	1965-67
82	Herb Haygood	WR	5-11	193	Michigan State	4	0	2002
28	Abner Haynes	HB	6-0	190	North Texas State	28	N/A	1965-66
36	Mark Haynes	CB	5-11	194	Colorado	52	27	1986-89
98	Reggie Hayward	DE	6-5	270	Iowa State	47	19	2001-04
23	Alfred Haywood	RB	5-11	215	Bethune-Cookman	2	0	1975
20	Garrison Hearst	RB	5-11	215	Georgia	7	0	2004
22	Vaughn Hebron	RB	5-8	195	Virginia Tech	47	1	1996-98
24	Wymon Henderson	CB	5-10	190	Nevada-Las Vegas	62	56	1989-92
86	Jerry Hendren	WR	6-2	187	Idaho	10	0	1970
68	Brad Henke	DE/NT	6-3	275	Arizona	2	0	1989
89	Gary Henson	E	6-3	200	Colorado	1	N/A	1964
43	Lonnie Hepburn	CB	5-11	180	Texas Southern	14	4	1974
31	Kelly Herndon	CB	5-10	180	Toledo	45	27	2002-04
79	Steve Herndon	G	6-4	292	Georgia	22	12	2001-03
16	George W. Herring	QB/P	6-2	200	Southern Mississippi	28	N/A	1960-61
10	Mark Herrmann	QB	6-4	200	Purdue	2	1	1981-82
50	Jon Hesse	LB	6-3	258	Nebraska	0	0	1997
31	Bo Hickey	FB	5-11	230	Maryland	12	N/A	1967
28	Clifford Hicks	CB	5-9	190	Oregon	6	0	1995
56/65	Walter Highsmith	C	6-3	247	Florida A&M	23	1	1968-69
84	Jack Hill	HB	6-1	185	Utah State	14	N/A	1961
21	Randy Hilliard	CB	5-11	165	Northwestern (La.) State	54	7	1994-97
23	George Hoey	DB	5-10	174	Michigan	1	0	1975
87	John Hoffman	DE	6-7	260	Hawaii	2	1	1972
64	John Hohman	G	6-1	245	Wisconsin	24	N/A	1965-66
90	Darius Holland	DT	6-5	330	Colorado	18	14	2003-04
73	Shawn Hollingsworth	T	6-2	260	Angelo State	5	0	1983
34	Gus Hollomon	DB	6-3	195	Houston	27	9	1968-69
90	Ron Holmes	DE	6-4	261	Washington	52	32	1989-92
73/74	Gordon (Gordy) Holz	DT	6-4	260	Minnesota	56	N/A	1960-63
74/78	Winford Hood	G/T	6-3	262	Georgia	47	9	1984-88
50	Jerry Hopkins	LB	6-2	235	Texas A&M	49	N/A	1963-66
2	Mike Horan	P	5-11	192	Long Beach State	86	0	1986-92
13	Don Horn	QB	6-2	195	San Diego State	11	9	1971-72
60	Paul Howard	G	6-3	260	Brigham Young	187	147	1973-86
3	Bobby Howfield	K	5-9	180	No college	40	0	1968-70
57	John Huard	LB	6-0	228	Maine	42	*28	1967-69
53	Robert Hudson	LB	6-4	225	Clemson	16	N/A	1960-61
14/16	John Hufnagel	QB	6-1	194	Penn State	9	1	1973-75
20	Delvin Hughley	CB	5-10	202	Jacksonville State	0	0	2001
26	Bobby Humphrey	RB	6-1	201	Alabama	35	26	1989-91
2	Bob Humphreys	K	6-1	240	Wichita State	10	0	1967-68
79	Stefan Humphries	G	6-3	265	Michigan	8	8	1987-88
98	Ricky Hunley	LB	6-2	242	Arizona	52	29	1984-87
25	Daniel Hunter	CB	5-11	178	Henderson State	26	0	1985-86
8	Todd Husak	QB	6-3	216	Stanford	0	0	2001
65/67	Glenn Hyde	G/T	6-3	253	Pittsburgh	99	11	1976-81, 84-85
I								
73	Martin Imhof	DE	6-6	255	San Diego State	1	0	1976
62	Jerry Inman	DT	6-2	256	Oregon	82	*19	1966-73
J								
29	Bernard Jackson	DB	6-0	178	Washington State	46	43	1977-80
17	Jarvis Jackson	QB	6-0	228	Notre Dame	5	1	2000-03
68	Laron Jackson	G	6-3	270	Missouri	54	46	1971-74
78	Larry Jackson	DE	6-3	262	Texas A&M	0	0	1995
80	Mark Jackson	WR	5-9	180	Purdue	100	68	1986-92
14/89	Nate Jackson	TE	6-3	235	Menlo College	26	0	2003-06
87	Richard Jackson	DE	6-3	255	Southern	67	*52	1967-72
25/28	Roger Jackson	DB	6-0	186	Bethune-Cookman	53	6	1982-85, 87
57	Tom Jackson	LB	5-11	220	Louisville	191	177	1973-86
52	Frank Jackunas	C	6-3	225	Detroit Mercy	0	0	1963
50	Ray Jacobs	LB	6-2	244	North Carolina	31	0	1994-95

No.	Name	Pos.	Hgt.	Wgt.	College	GP	GS	Years
83	Ray Jacobs	DT	6-3	285	Howard Payne	46	N/A	1963-66
20	Tory James	CB	6-1	195	Louisiana State	48	6	1996-99
70	Charlie Janerette	DT	6-3	265	Penn State	28	N/A	1964-65
26	Tom Janik	DB/P	6-3	190	Texas A&I	23	N/A	1963-64
43	Pete Jaquess	DB	6-0	185	Eastern New Mexico	36	*13	1967-70
81/82	Patrick Jeffers	WR	6-3	218	Virginia	14	0	1996-97
32	Billy Jenkins	S	5-10	205	Howard	22	16	2000-01
30	Jim Jensen	RB	6-3	230	Iowa	41	20	1977-80
81	William Jessup	E	6-1	195	Southern California	9	N/A	1960
51	Eugene Jeter	LB	6-3	235	Arkansas AM&N	30	N/A	1965-67
3	William (Billy) Joe	FB	6-2	235	Villanova	28	N/A	1963-64
86	Barry Johnson	WR	6-2	197	Maryland	4	0	1991
86	Butch Johnson	WR	6-1	187	Cal-Riverside	32	17	1984-85
12	Charley Johnson	QB	6-1	200	New Mexico State	54	41	1972-75
66	Chuck Johnson	T	6-5	275	Texas	16	0	1992-93
25	Darius Johnson	CB/S	5-9	185	Oklahoma	61	4	1996-99
21	Earl Johnson†	DB	6-0	195	South Carolina	3	3	1987
61	Ellis Johnson	DT	6-2	288	Florida	13	0	2004
87	Jason Johnson	WR	5-10	178	Illinois State	8	0	1988
90	Jerry Johnson	DT	6-0	290	Florida State	9	0	2000-01
39	Kyle Johnson	FB	6-0	242	Syracuse	44	24	2002, 04-06
99	Raylee Johnson	DE	6-3	272	Arkansas	14	1	2004
89	Reggie Johnson	TE	6-2	256	Florida State	44	22	1991-93
82	Vance Johnson	WR	5-11	185	Arizona	128	80	1985-93, 95
95	Tim Joiner†	LB	6-4	235	Louisiana State	3	3	1987
26	Calvin Jones	CB	5-7	170	Washington	46	44	1973-76
53	Danté Jones	LB	6-1	235	Oklahoma	5	5	1995
69	David Jones†	OL	6-3	262	Texas	3	1	1987
20	Darryl Jones†	DB	6-0	190	Georgia	1	1	1987
72	Ernest Jones	DE	6-2	263	Oregon	8	0	1996-98
35	Henry Jones	RB	6-2	235	Grambling	2	0	1969
93	James Jones	DT	6-2	290	Northern Iowa	16	16	1995
80	Jim Jones	WR	6-3	195	Wisconsin	13	0	1968
60	K.C. Jones	C	6-1	275	Miami (Fla.)	16	0	1997-2000
32	Leonard Jones†	DB	6-2	185	Texas State	2	0	1987
31	Rondell Jones	S	6-2	210	North Carolina	62	3	1993-96
75	Rulon Jones	DE	6-6	260	Utah State	129	100	1980-88
77	Tony Jones	T	6-5	290	Western Carolina	60	60	1997-2000
31	Victor Jones	RB	5-8	212	Louisiana State	16	1	1992
54/85	Larry Jordan	E/LB	6-6	230	Youngstown State	10	N/A	1962, 1964
83	Donald G. Joyce	E	6-3	253	Tulane	6	N/A	1962
99	Seth Joyner	LB	6-2	245	Texas-El Paso	16	1	1998
66	Jim Juriga	T/G	6-6	269	Illinois	32	31	1986-90
K								
55	John Kacherski	LB	6-2	240	Ohio State	7	0	1992
59	Larry Kaminski	C	6-2	245	Purdue	96	*54	1966-73
72	Bob Kampa	DT	6-4	252	California	4	1	1974
13	Danny Kanell	QB	6-3	218	Florida State	5	2	2003-04
12	Ken Karcher	QB	6-3	205	Tulane	4	3	1987-88
3	Rich Karlis	K	6-0	180	Cincinnati	101	0	1982-88
72	Keith Kartz	C/T	6-4	270	California	100	89	1987-94
82	Kevin Kasper	WR	6-0	193	Iowa	14	4	2001-02
88	Clarence Kay	TE	6-2	237	Georgia	135	126	1984-92
61	Bill Keating	DT	6-2	242	Michigan	20	N/A	1966-67
32	Mike Kellogg	FB	6-0	230	Santa Clara	10	N/A	1966-67
86/87	Pat Kelly	TE	6-6	252	Syracuse	32	1	1988-89
28	Kenoy Kennedy	S	6-1	215	Arkansas	73	59	2000-04
85	Eddie Kennison	WR	6-0	195	Louisiana State	8	6	2001
68	Crawford Ker	G	6-3	288	Florida	12	10	1991
32	Jon Keyworth	RB	6-3	230	Colorado	95	69	1974-80
33	Jim Klick	RB	5-11	214	Wyoming	17	0	1976-77
87	David Kircus	WR	6-2	192	Grand Valley State	16	0	2006
80/82	Tony Kimbrough	WR	6-2	192	Jackson State	27	0	1993-94
81	Todd Kinchen	WR	5-11	187	Louisiana State	7	0	1996
70	Donald W. King	E	6-3	260	Kentucky	14	N/A	1960
84	Vince Kinney	WR	6-2	190	Maryland	23	0	1978-79
97	Bruce Klostermann	LB	6-4	230	South Dakota State	37	5	1986-89
16	Jeff Knapple	QB	6-2	200	Northern Colorado	2	0	1980
99	Shawn Knight	NT	6-6	290	Brigham Young	14	0	1988
4	Micah Knorr	P/K	6-2	199	Utah State	36	0	2002-04
56	Mike Knox†	LB	6-2	240	Nebraska	3	0	1987
73	Robert E. Konovsky	E	6-2	246	Wisconsin	13	N/A	1961
71	Greg Kragen	NT	6-3	263	Utah State	136	116	1985-93
86	Jim Krieg	WR	5-9	172	Washington	6	0	1972
73	Chris Kuper	G	6-4	302	North Dakota	1	0	2006

BRONCOS ALL-TIME ROSTER, CONT.

No.	Name	Pos.	Hgt.	Wgt.	College	GP	GS	Years
12	Gary Kroner	K	6-1	200	Wisconsin	31	N/A	1965-67
52	Ray Kubala	C	6-5	265	Texas A&M	41	N/A	1964-67
8	Gary Kubiak	QB	6-0	192	Texas A&M	119	5	1983-91
52	Frank W. Kuchta	C	6-2	225	Notre Dame	12	N/A	1960
22	Aaron Kyle	DB	5-11	185	Wyoming	35	34	1980-82
L								
40	Ron Lamb	FB	6-2	225	South Carolina	3	3	1968
51/76	Gordon Lambert	LB	6-5	245	Tennessee-Martin	14	0	1968-69
50	Pat Lamberti, Jr.	LB	6-2	225	Richmond	7	N/A	1961
33	Gene Lang	RB	5-10	196	Louisiana State	55	10	1984-87
21	Le-Lo Lang	CB	5-11	185	Washington	54	1	1990-93
76	Kenard Lang	DE	6-3	264	Miami (Fla.)	16	16	2006
67/76	Ken Lanier	T	6-3	281	Florida State	177	165	1981-92, 94
80	Dan LaRose	DE	6-5	250	Missouri	11	N/A	1966
77	Carl James Carpenter	G	6-4	235	Texas	28	N/A	1960-61
87	Bill Larson	TE	6-4	225	Colorado State	2	0	1980
45	Bill Laskey	LB	6-3	235	Michigan	25	21	1973-74
73	Isaac T. Lassiter	E	6-5	270	St. Augustine	23	N/A	1962-64
75	Kit Lathrop	DE	6-5	255	Arizona State	9	0	1979
72	Don Latimer	DT	6-3	259	Miami (Fla.)	80	8	1978-83
48/83	Mike Leach	TE/LS	6-2	245	William & Mary	72	0	2002-06
10	Jim Leclair	QB	6-1	200	C.W. Post	8	*2	1967-68
53	Roger LeClerc	C	6-3	235	Trinity (Conn.)	8	N/A	1967
15	Jacky Lee	QB	6-1	189	Cincinnati	18	N/A	1964-65
68	Larry Lee	C/G	6-2	265	UCLA	13	5	1987-88
81	Max Leetzow	DE	6-4	240	Idaho	28	N/A	1965-66
85	Ashley Lellie	WR	6-3	200	Hawaii	64	40	2002-05
54	Mike Lemon	LB	6-2	218	Kansas	1	0	1975
28	Jack Lentz	S	6-0	190	Holy Cross	26	*7	1967-68
78	Matt Lepsis	T	6-4	290	Colorado	134	117	1997-2006
26	Darrell Lester	FB	6-2	228	McNeese State	23	N/A	1965-66
94	Leon Lett	DE	6-6	290	Emporia State	12	0	2001
20/41	Greg Lewis	RB	5-10	214	Washington	32	5	1991-92
24	Hal Lewis	DB	6-0	185	Arizona State	1	0	1968
48	Herman Lewis	E	6-2	188	Virginia Union	0	0	1968
8	Jeff Lewis	QB	6-2	211	Northern Arizona	5	0	1996-98
22	Tony Lilly	S	6-0	199	Florida	58	15	1984-87
33	Hub Lindsey	HB	5-11	196	Wyoming	3	0	1968
2	Steve Lindsey	K	6-1	185	Mississippi	6	0	2000
14	Pete Liske	QB	6-3	200	Penn State	18	11	1969-70
44	Floyd Little	HB	5-10	196	Syracuse	117	*93	1967-75
74	Bill Lobenstein†	DL	6-3	261	Wisconsin-Whitewater	3	0	1987
89	Kerry Lockint†	TE	6-3	230	New Mexico State	3	0	1987
97	Mike Lodish	DT	6-3	275	UCLA	92	19	1995-2000
89	Dave Logan	WR	6-4	219	Colorado	4	0	1984
31	Derek Loville	RB	5-10	203	Oregon	42	0	1997-99
58/59	Tim Lucas	LB	6-3	230	California	75	11	1987-93
21	Tommy Luke	LB	6-0	190	Mississippi	7	1	1968
10	Triandos Luke	WR	5-10	189	Alabama	10	0	2004
22	Fran Lynch	HB	6-1	205	Hofstra	99	*14	1967-76
47	John Lynch	S	6-2	220	Stanford	47	47	2004-06
37	Anthony Lynn	RB	6-3	230	Texas Tech	61	0	1993, '97-99
61	Tom Lyons	G	6-2	230	Georgia	73	62	1971-76
41	Rob Lytle	TE/RB	5-11	195	Michigan	87	23	1977-83
M								
52	Dan MacDonald†	LB	6-2	230	Idaho State	3	0	1987
8	Tommy Maddox	QB	6-4	205	UCLA	29	4	1992-93
82	Adrian Madise	WR	5-11	215	Texas Christian	11	0	2003-04
78	Don Maggs	G/T	6-5	290	Tulane	16	3	1993-94
33	Ernest G. (Pete) Mangum	LB	6-0	219	Mississippi	14	N/A	1960
83	Wade Manning	WR	5-11	190	Ohio State	25	0	1981-82
66/69	Brisson Manor	DE	6-4	247	Arkansas	107	34	1977-84
50	Bobby Maples	C	6-3	250	Baylor	98	61	1972-78
86	Arthur Marshall	WR	5-11	175	Georgia	32	10	1992-93
15	Brandon Marshall	WR	6-4	222	Central Florida	15	1	2006
43	Charles E. Marshall	HB	6-0	180	Oregon State	5	N/A	1962
29	Warren Marshall	RB	6-0	218	James Madison	1	0	1987
47	Paul Martha	S	6-0	187	Pittsburgh	13	12	1970
83/85	Rick Massie	WR	6-1	190	Kentucky	13	4	1987-88
81	Billy Masters	TE	6-5	240	Louisiana State	66	29	1970-74
73	Pat Matson	G	6-1	245	Oregon	28	N/A	1966-67

No.	Name	Pos.	Hgt.	Wgt.	College	GP	GS	Years
55	Archie Matsos	LB	6-0	217	Michigan State	9	N/A	1966
76/77	Jack Mattox	T	6-4	240	Fresno State	8	N/A	1961-62
55	Marv Matuszak	LB	6-3	232	Tulsa	14	N/A	1964
8	Matt Mauck	QB	6-1	213	Louisiana State	0	0	2004
74	Andy Maurer	T	6-3	265	Oregon	13	13	1977
14	Dean May†	QB	6-5	220	Louisville	3	0	1987
56	Ray May	LB	6-1	230	Southern California	33	30	1973-75
87	Ed McCaffrey	WR	6-5	215	Stanford	120	104	1995-2003
40	Brendan McCarthy	FB	6-3	220	Boston College	8	5	1968-69
10/11	John McCormick	QB	6-1	208	Massachusetts	38	N/A	1963-66, 68
96	Jake McCullough	DE	6-5	270	Clemson	16	0	1989-90
67	Robert V. McCullough	G	6-2	245	Colorado	56	N/A	1962-65
33	Lawrence McCutcheon	RB	6-1	205	Colorado State	6	0	1980
54	Ed (Wahoo) McDaniel	LB	6-1	235	Oklahoma	42	N/A	1961-63
82	Orlando McDaniel	WR	6-0	180	Louisiana State	3	0	1982
68	Reggie McElroy	G/T	6-6	290	West Texas State	23	0	1995-96
64	Lewis P. (Bud) McFadin	DT	6-3	260	Texas	56	N/A	1960-63
47	John McGeever	DB	6-1	195	Auburn	55	N/A	1962-65
85	Phil McGeoghan	WR	6-2	224	Maine	2	0	2001
91	Chester McGlockton	DT	6-4	334	Clemson	32	31	2001-02
89	Keli McGregor	TE	6-6	250	Colorado State	2	0	1985
83	Travis McGriff	WR	5-8	185	Florida	34	0	1999-2001
16	Monte McGuire†	QB	6-4	202	Texas Tech	2	0	1987
58	Bill McKoy	LB	6-3	235	Purdue	30	9	1970-72
26	Tim McKyer	CB	6-0	178	Texas-Arlington	16	1	1997
68	Ron McLean†	DL	6-3	270	Cal State Fullerton	3	0	1987
45	James R. McMillin	DB	6-0	190	Colorado State	47	N/A	1960-62, 64-65
41	Robert McNamara	HB	6-0	190	Minnesota	14	N/A	1960-61
47	Ryan McNeil	CB	6-2	210	Miami (Fla.)	4	0	2003
75	Adam Meadows	T	6-5	290	Georgia	3	3	2006
77/97	Karl Mecklenburg	LB/DE	6-3	240	Minnesota	180	141	1983-94
61	Bob Meeks	C	6-2	279	Auburn	8	0	1992-94
64	Jon Melander	G	6-7	280	Minnesota	29	22	1993-94
63	Richard Mercier	G	6-3	299	Miami (Fla.)	0	0	2000
59	Mark Merrill	LB	6-4	237	Minnesota	17	0	1981-82
46/87	Bobby Micho	RB/TE	6-3	236	Texas	20	3	1986-87
23	Willie Middlebrooks	CB	6-1	200	Minnesota	51	2	2001-04
22	Glyn Milburn	RB	5-8	177	Stanford	48	6	1993-95
17	Hugh Millen	QB	6-5	216	Washington	8	2	1994-95
83	Anthony Miller	WR	5-11	190	Tennessee	46	45	1994-96
82	Billy Miller	WR	6-3	230	Southern California	22	0	1999-2000
12	Chris Miller	QB	6-2	204	Oregon	3	3	1999
52	Jeff Mills	LB	6-3	244	Nebraska	41	3	1990-93
21	Eugene Mingo	HB/K	6-2	216	No college	59	N/A	1960-64
71	Claudia Minor	T	6-4	280	San Diego State	125	123	1974-82
20	Tommy Earl Minter	HB	5-10	178	Baylor	7	N/A	1962
67	Dean Miraldi	T	6-5	266	Utah	10	0	1985
75	Rex Mirich	DE	6-4	250	Northern Arizona	34	*12	1967-69
49	Alvin Mitchell	S/WR	6-3	195	Morgan State	2	0	1970
27	Charlie Mitchell	HB	5-11	185	Washington	56	N/A	1963-67
41	Leroy Mitchell	CB	6-1	190	Texas Southern	40	40	1971-73
51	John Mobley	LB	6-1	236	Kutztown	105	102	1996-2003
89	Orson Mobley	TE	6-5	256	Salem College (W.V.)	62	33	1986-90
22	Alton Montgomery	S/CB	6-0	200	Houston	43	5	1990-92
81/83	Scottie Montgomery	WR	6-1	195	Duke	4	0	2000-02
78	Marv Montgomery	T	6-6	255	Southern California	57	25	1971-76
21	Randy Montgomery	CB	5-11	182	Weber State	26	10	1971-73
52	Mike Montler	C	6-5	254	Colorado	14	14	1977
48	Alex Moore	HB	6-0	195	Norfolk State	3	0	1968
87	Bob Moore	TE	6-3	220	Stanford	8	2	1978
23	Jason Moore	S	5-10	191	San Diego State	6	0	1999
78	Leroy Moore	DE	6-2	240	Fort Valley State	26	N/A	1964-65
69	Mookie Moore	G	6-2	318	Troy State	0	0	2001-02
76	Randy Moore	DT	6-2	241	Arizona State	8	0	1976
12	Shawn Moore	QB	6-2	213	Virginia	3	0	1991-93
86	Emery Moorehead	WR/RB	6-2	218	Colorado	16	0	1980
11	Quincy Morgan	WR	6-1	215	Kansas State	7	0	2006
7	Craig Morton	QB	6-4	214	California	72	64	1977-82
25	Haven Moses	WR	6-2	208	San Diego State	140	127	1972-81
85	John Mosier	TE	6-3	220	Kansas	11	1	1971
86	Bobby Moten	TE	6-4	212	Bishop College	3	0	1968
51	Marc Mumford	LB	6-2	231	Nebraska	48	16	1987-90
57	Mark Murray	LB	6-2	240	Florida	6	0	1991
14	Bill Musgrave	QB	6-3	215	Oregon	9	1	1995-96
85	Chad Mustard	TE	6-6	277	North Dakota	12	4	2006
62	Chris Myers	C/G	6-4	300	Miami (Fla.)	25	0	2005-06
96	Michael Myers	DT	6-2	300	Alabama	32	31	2005-06

BRONCOS ALL-TIME ROSTER, CONT.

No.	Name	Pos.	Hgt.	Wgt.	College	GP	GS	Years
29	Wilbur Myers	S	5-11	195	Delta State	16	0	1983
39	Jesse Myles	RB	5-10	210	Louisiana State	22	0	1983-84
54	Chip Myrtle	LB	6-2	225	Maryland	81	*40	1967-72
N								
58	Rob Nairne	LB	6-4	223	Oregon State	55	21	1977-80
66	Tom Nalen	C	6-3	286	Boston College	189	183	1994-2006
29	Damien Nash	S	5-10	220	Missouri	3	0	2006
82	Marcus Nash	WR	6-3	195	Tennessee	10	1	1998-99
84	Ricky Nattiel	WR	5-9	180	Florida	70	17	1987-92
6	Joe Nedney	K	6-4	215	San Jose State	3	0	2000
62	Dan Neil	G	6-2	285	Texas	108	104	1997-2004
80	Ron Nery	E	6-6	247	Wisconsin	4	N/A	1963
76	Tom Neville	T	6-4	260	Mississippi State	16	15	1978
51	Lee (Mike) Nichols	C	6-3	225	Arkansas A&M	28	N/A	1960-61
43	John Nocera	LB	6-1	220	Iowa	9	N/A	1963
68	Tom Nomina	T	6-3	260	Miami (Ohio)	37	N/A	1963-65
38	Ben Norman	RB	6-1	212	Colorado State	3	0	1980
1/4	Chris Norman	P	6-2	198	South Carolina	38	0	1984-86
15	Philip H. Nugent	HB	6-2	195	Tulane	12	N/A	1961
O								
27	Tom Oberg	S	6-0	185	Portland State	16	13	1968-69
88	Riley Odoms	TE	6-4	230	Houston	153	134	1972-83
42	Muhammad Oliver	DB	5-11	179	Oregon	3	0	1992
58	Phil Olsen	C	6-5	265	Utah State	27	5	1975-76
76	Harold Olson	T	6-2	255	Clemson	28	N/A	1963-64
0	John Olszewski	FB	5-11	200	California	12	N/A	1962
66	Jim O'Malley	LB	6-1	229	Notre Dame	40	5	1973-75
24	Deltha O'Neal	CB	5-10	196	California	61	36	2000-03
91	Willie Oshodin	DE	6-4	265	Villanova	30	5	1993-95
P								
95	Anton Palepoi	DE	6-3	283	Nevada-Las Vegas	11	0	2004
23	Chris Pane	DB	5-11	184	Chico State	36	1	1976-79
56	Don Parish	LB	6-1	220	Stanford	1	1	1972
60	Ernie Park	G	6-3	253	McMurray College	14	N/A	1967
60	Charlie Parker	G	6-1	245	Southern Mississippi	14	N/A	1965
1	Daren Parker	P	6-0	185	South Carolina	3	0	1992
74	Scott Parrish	T	6-6	265	Utah State	0	0	1976
24	Rick Parros	RB	5-11	200	Utah State	46	32	1980-84
12	Al Pastrana	QB	6-1	190	Maryland	7	3	1969-70
28	Tito Paul	CB	6-0	195	Ohio State	16	0	1998
41	Karl Paymah	CB	6-0	200	Washington State	29	0	2005-06
88	Russell Payne†	TE	6-1	240	Appalachian State	1	0	1987
64	Erik Pears	T	6-8	305	Colorado State	16	10	2006
71	Jack Peavey†	OL	6-2	260	Troy State	3	1	1987
12	Craig Penrose	QB	6-3	211	San Diego State	18	4	1976-79
71	James W. Perkins	T	6-2	250	Colorado	42	N/A	1962-64
33/35	Lonnie Perrin	RB	6-1	222	Illinois	44	5	1976-78
60	Gerald Perry	G/T	6-6	300	Southern	40	29	1988-90
95	Michael Dean Perry	DT	6-1	285	Clemson	38	37	1995-97
33	Robert Perryman	FB	6-1	233	Michigan	19	8	1991-92
77	Anton Peters	T	6-4	245	Florida	10	N/A	1963
90	Kenny Peterson	DE	6-3	285	Ohio State	3	0	2006
26	Lyle Pickenst†	DB	5-10	175	Colorado	1	0	1987
58	Terry Pierce	LB	6-1	251	Kansas State	18	0	2003-04
74	Evan Pilgrim	OL	6-4	304	Brigham Young	0	0	1999
95	Kavika Pittman	DE	6-6	273	McNeese State	45	44	2000-02
48	John Pitts	S	6-4	218	Arizona State	22	4	1973-75
82	Dave Pivec	TE	6-3	230	Notre Dame	14	5	1969
38	Bruce Plummer	DB	6-0	197	Mississippi State	26	0	1987-88, 90
16	Jake Plummer	QB	6-2	212	Arizona State	59	54	2003-06
22	Bobby Ply	DB	6-1	190	Baylor	1	N/A	1967
21	Randy Polt†	DB	6-3	190	Stanford	29	2	1975-77
47	David Pool	DB	5-9	182	Carson-Newman	0	0	1993
81	Keith Poole	WR	6-0	188	Arizona State	6	3	2001
34	Nathan Poole	RB	5-9	210	Louisville	30	13	1982-83, 85, 87
37	Tyrone Poole	CB	5-8	188	Fort Valley State	16	4	2002
75	Monsanto Pope	DT	6-3	300	Virginia	48	21	2002-05
31	Kerry Porter	RB	6-1	215	Washington State	13	3	1990
26	Clinton Portis	RB	5-11	205	Miami (Fla.)	29	25	2002-03
23	Dickie Post	RB	5-9	190	Houston	6	1	1971
31	Darryl Pounds	CB	5-10	185	Nicholls State	9	0	2000

No.	Name	Pos.	Hgt.	Wgt.	College	GP	GS	Years
91	Warren Powers	DE	6-6	287	Maryland	44	28	1989-91
88	Eugene Prebola	E	6-3	225	Boston University	42	N/A	1961-63
23	Steve Preece	S	6-1	195	Oregon State	13	9	1972
46	Dave Preston	HB	5-10	185	Bowling Green	76	37	1978-83
11	Luke Prestridge	P	6-4	235	Baylor	73	0	1979-83
56	James Price	LB	6-2	225	Auburn	6	N/A	1964
25	Errol Prisby	DB	5-10	184	Cincinnati	5	N/A	1967
81	Mike Pritchard	WR	5-10	188	Colorado	18	13	1994-95
93	Trevor Pryce	DL	6-5	286	Clemson	121	114	1997-2005
88	Jeb Putzier	TE	6-4	256	Boise State	39	10	2002-05
83	John J. Pyeatt	HB	6-3	204	No college	17	N/A	1960-61
Q								
26	Frank Quayle	RB	5-10	195	Virginia	11	2	1969
R								
78	Bruce Radford	DE	6-5	257	Grambling	16	0	1979
10	Steve Ramsey	QB	6-2	210	North Texas State	53	31	1971-76
99	Montae Reagor	DE	6-3	285	Texas Tech	45	1	1999-2002
	Leo T. Reed	T	6-4	240	Colorado State	4	N/A	1961
32	Tony Reed	RB	5-11	197	Colorado	15	0	1981
43	Izell Reese	S	6-2	190	Alabama-Birmingham	15	15	2002
41	Johnathan Reese	RB	6-1	220	Columbia	0	0	2004
74	Dan Remsberg	T	6-6	275	Abilene Christian	21	1	1986-87
40	Randy Rich	DB	5-10	178	New Mexico	0	0	1977
43	Bob Richardson	DB	6-1	180	UCLA	9	N/A	1966
99	David Richie	DT	6-4	280	Washington	2	0	1997
58	Frank Richter	LB	6-3	235	Georgia	34	*11	1967-69
26	Larry Riley	DB	5-10	192	Salem College (N.C.)	5	0	1977
38	Reggie Rivers	RB	6-1	215	Southwest Texas State	96	5	1991-96
59	Joe Rizzo	LB	6-1	220	U.S. Merchant Marine Academy	81	62	1974-80
48	Randy Robbins	DB	6-2	189	Arizona	116	26	1984-91
36	Frank Robinson	CB	5-11	175	Boise State	28	2	1992-93
94	Jeff Robinson	DE	6-4	270	Idaho	64	0	1993-96
95	Jeroy Robinson	LB	6-1	241	Texas A&M	3	0	1990
17	Matt Robinson	QB	6-2	196	Georgia	14	7	1980
77	Alden Roche	DE	6-4	255	Southern	14	0	1970
4	Ruben Rodriguez	P	6-2	210	Arizona	5	0	1992
68	William E. Roehne†	LB	6-1	227	Bradley	18	N/A	1961-62
73	Stan Rogers	T	6-4	256	Maryland	14	2	1975
35	David S. Rolle	FB	6-0	215	Oklahoma	14	N/A	1960-61
53	Bill Romanowski	LB	6-4	245	Boston College	96	96	1996-2001
42	Al Romine	HB	6-2	191	Florence State	14	N/A	1960
81	Barry Rose	WR	6-0	185	Wisconsin-Stevens Point	3	0	1993
30	Oliver Ross	RB	6-0	210	Alabama A&M	25	0	1973-75
11	Tobin Rote	QB	6-2	211	Rice	3	N/A	1966
16	Tom Rouen	P	6-3	225	Colorado	152	0	1993-2002
33	Justin D. Rowland	HB	6-2	188	Texas Christian	10	N/A	1962
46	John Rowser	DB	6-1	190	Michigan	38	37	1974-76
11	T.J. Rubley	QB	6-3	212	Tulsa	0	0	1996
40	Martin Rudolph†	DB	5-10	183	Arizona	3	1	1987
57	Mike Ruether	C	6-4	279	Texas	17	0	1988-89
58	Steve Russ	LB	6-4	245	Air Force	24	0	1997-2000
39	Darryl Russell†	DB	6-0	190	Appalachian State	3	0	1987
85	Derek Russell	WR	6-0	195	Arkansas	50	36	1991-94
42	Leonard Russell	RB	6-2	235	Arizona State	14	13	1994
53	Johnny Rutledge	LB	6-3	239	Florida	6	0	2003
50	Jim Ryan	LB	6-1	225	William & Mary	150	91	1979-88
80	Tom Rychlec	E	6-3	220	American International	3	N/A	1963
S								
26	George Saimes	S	5-11	186	Michigan State	30	19	1970-72
74	Ephraim Salaam	T	6-7	295	San Diego State	30	30	2002-03
74	Harvey Salem	T	6-6	283	California	10	0	1991
84	Clint Sampson	WR	5-11	183	San Diego State	59	10	1983-86
55	Genell Sanders	LB	6-1	228	Louisiana Tech	1	0	1994
37	Cecil Sapp	RB	5-11	229	Colorado State	33	1	2003-06
10	Todd Sauerbrun	P	5-10	215	West Virginia	16	0	2005-06
83	John Sawyer	TE	6-2	240	Southern Mississippi	17	11	1983-84
54	Ron Sbranti	LB	6-2	230	Utah State	14	N/A	1966
82	Bob Scarpitto	WR/P	5-11	192	Notre Dame	81	N/A	1962-67
67	Carl Schaukowitch	G	6-3	235	Penn State	11	2	1975
88	Tony Scheffler	TE	6-5	250	Western Michigan	13	5	2006
67	Steve Schindler	G	6-3	256	Boston College	28	4	1977-78
69	Mark Schlereth	G	6-3	282	Idaho	81	81	1995-2000

BRONCOS ALL-TIME ROSTER, CONT.

No.	Name	Pos.	Hgt.	Wgt.	College	GP	GS	Years
64	Mike Schnitker	G	6-3	245	Colorado	74	26	1969-74
74	Bill Schultz	T	6-5	305	Southern California	2	0	1995
84/86	John Schultz	WR	5-10	182	Maryland	32	0	1976-78
66	Carlos Scott†	C	6-2	305	Texas-El Paso	0	0	1987
45	Lew Scott	DB	5-11	170	Oregon State	13	N/A	1966
76	Kirk Scrafford	T	6-6	270	Montana	32	7	1993-94
35	James H. Sears	HB	5-11	183	Southern California	2	N/A	1960-61
21	Goldie Sellers	DB	6-2	198	Grambling	27	N/A	1966-67
45	Jeff Severson	DB	6-1	183	Long Beach State	14	3	1975
30	Steve Sewell	RB/WR	6-3	210	Oklahoma	94	15	1985-92
65	Don Shackelford	G	6-4	255	Pacific	8	N/A	1964
75	Rick Sharp	T	6-3	265	Washington	12	0	1972
81/84	Shannon Sharpe	TE	6-2	228	Savannah State	172	139	1990-99, 02-03
17	George H. Shaw	QB	6-1	183	Oregon	13	N/A	1962
45	Richard Shelton	CB	5-10	180	Liberty	4	0	1989
84	Rod Sherman	WR	6-0	190	Southern California	14	13	1972
88	Mike Sherrard	WR	6-1	185	UCLA	15	0	1996
75	Roger Shoals	T	6-4	260	Maryland	14	14	1971
40	Jeff Shoate	CB	5-10	189	San Diego State	7	0	2004-05
63	Laval Short	DT	6-3	250	Colorado	15	0	1980
80	Jerry Simmons	WR	6-0	190	Bethune-Cookman	51	35	1971-74
51	Leon Simmons	LB	6-0	225	Grambling	2	N/A	1963
51	Mike Simone	LB	6-0	210	Stanford	42	3	1972-74
67	Jackie Simpson	LB	6-0	225	Mississippi	6	N/A	1961
45	John Sklopan	HB	5-10	200	Southern Mississippi	3	N/A	1963
7/14	Milton (Mickey) Slaughter	QB	6-2	204	Louisiana Tech	40	N/A	1963-66
39	Tom Smiley	RB	6-1	235	Lamar Tech	14	9	1969
56	Aaron Smith	LB	6-2	223	Utah State	10	0	1984
55	Art Smith	LB	6-1	222	Hawaii	2	0	1980
26	Ben Smith	CB	6-3	208	Georgia	14	14	1994
20	Daniel Eugene Smith	HB	5-10	180	Northeast Oklahoma	4	N/A	1961
49	Dennis Smith	S	6-3	200	Southern California	184	170	1981-94
42	Detron Smith	FB	5-10	230	Texas A&M	91	2	1996-2001
14	Don Smith	G	6-4	240	Florida A&M	2	N/A	1967
75	Ed Smith	DE	6-5	241	Colorado College	16	3	1973-75
28	Elliott Smith	CB	6-2	192	Alcorn A&M	9	0	1990
72	Harold Smith	T	6-5	250	UCLA	3	N/A	1960
	Hugh B. Smith	E	6-4	217	Kansas	0	0	1962
47	James Smith	S	6-3	190	Utah State	2	1	1969
57	Matt Smith†	LB	6-2	234	West Virginia	3	0	1987
65	Monte Smith	G	6-5	270	North Dakota	14	0	1989
90	Neil Smith	DE	6-4	270	Nebraska	43	35	1997-99
70	Paul Smith	DT/DE	6-3	256	New Mexico	133	72	1968-78
45	Perry Smith	DB	6-1	195	Colorado State	26	5	1980-81
80	Rod Smith	WR	6-0	200	Missouri Southern	183	158	1995-2006
32	Sammie Smith	RB	6-2	226	Florida State	3	1	1992
71	Willie Smith	G	6-3	255	Michigan	14	N/A	1960
84	Matt Snorton	TE	6-5	250	Michigan State	5	N/A	1964
70	Brian Sochia	NT/DE	6-3	270	Northwestern Oklahoma St.	26	16	1991-92
39	Roland Solomon	CB	6-0	193	Utah	4	0	1981
51	Henry Sorrell	LB	6-1	215	Chattanooga	10	N/A	1967
33	Jimmy Spencer	CB	5-9	188	Florida	53	8	2000-03
59	Donnie Spragan	LB	6-3	239	Stanford	48	22	2002-04
78	Rich Stachowski	DE/NT	6-4	245	California	14	0	1983
62	Jerry N. Stalcup	LB	6-1	240	Wisconsin	22	N/A	1961-62
85	Tim Stallworth	WR	5-10	185	Washington State	1	0	1990
14	Scott Stankavage	QB	6-1	194	North Carolina	1	0	1984, 1986
44	Bruce Starling	HB	6-1	186	Florida	0	0	1963
17	Larry Steele	P	5-10	182	Santa Rosa	1	0	1974
19	Fred Steinfeld	K	5-11	180	Boston College	33	0	1979-81
36	James E. Stinnette	FB/LB	6-1	230	Oregon State	24	N/A	1961-62
21	Jesse Stokes	DB	6-0	190	Corpus Christi	2	0	1968
34	Donnie Stone	FB	6-1	205	Arkansas	48	N/A	1961-64
82	Otto Stowe	WR	6-2	188	Iowa State	8	0	1974
22	Bob Stransky	HB	6-1	180	Colorado	14	N/A	1960
63	David Strickland	T/G	6-0	220	Memphis State	14	N/A	1960
41	Deon Strother	RB	5-11	213	Southern California	2	0	1994
63	Tim Stuber	G	6-5	315	Colorado State	0	0	2004
70	Dave Studdard	T	6-4	260	Texas	145	133	1979-88
72	Jerry G. Sturm	C/T/G	6-3	260	Illinois	84	N/A	1961-66
60	Nick Subis	G/C	6-4	278	San Diego State	16	0	1991

No.	Name	Pos.	Hgt.	Wgt.	College	GP	GS	Years
50	John Sullins	LB	6-1	225	Alabama	6	0	1992
85	Don Summers	TE	6-4	230	Boise State	18	1	1984-85
46	Jim Summers	DB	5-10	180	Michigan State	11	N/A	1967
35	Jason Suttle	CB	5-10	182	Wisconsin	10	0	1999-2000
25	Charles Swann	WR/DB	6-1	188	Indiana State	13	0	1994
80	Shane Swanson†	WR	5-9	200	Nebraska	3	2	1987
74	Harry Swayne	T	6-5	290	Rutgers	23	16	1997-98
49	Neal Sweeney	FL	6-2	170	Tulsa	10	N/A	1967
51	Bob Swenson	LB	6-3	225	California	96	77	1975-83
23	Eugene Sykes	DB	6-1	201	Louisiana State	4	N/A	1967
57	Jashon Sykes	LB	6-2	236	Colorado	19	8	2003-04
94	Jim Szymanski	DE	6-5	268	Michigan State	7	6	1990-91
T								
64	Ralph Tamm	G/C	6-4	280	West Chester	22	1	1995-96
98	Maa Tanuvasa	DE/DT	6-2	270	Hawaii	80	54	1995-2000
65	George Tarasovic	DE	6-4	245	Louisiana State	6	N/A	1967
41	Jerry L. Tarr	E	6-0	190	Oregon	14	N/A	1962
95	Alphonso Taylor	DT	6-3	350	Temple	3	0	1993
81	Kitrick Taylor	WR	5-11	194	Washington State	2	0	1993
87	Lionel T. Taylor	E	6-2	215	New Mexico Highlands	96	N/A	1960-66
70	Trey Teague	T	6-5	292	Tennessee	34	20	1998-2001
13	Steve Tensi	QB	6-5	215	Florida State	27	22	1967-70
13	David Terrell	WR	6-3	212	Michigan	1	0	2005
84	Jim Thibert	LB	6-3	230	Toledo	13	N/A	1965
32	Calvin Thomas	RB	5-11	239	Illinois	2	0	1988
48	Earlie Thomas	DB	6-1	190	Colorado State	10	6	1975
26	Eric Thomas	CB	5-11	184	Tulane	14	0	1995
26	J. T. Thomas	S	6-2	196	Florida State	9	1	1982
82	Zach Thomas	WR/PR	6-0	182	South Carolina State	28	0	1983-84
53	Anthony Thompson	LB	6-1	227	East Carolina	11	0	1990
61	Arland Thompson	G	6-4	265	Baylor	2	0	1980
36	Bill Thompson	DB	6-1	201	Maryland State	179	178	1969-81
76	Broderick Thompson	T	6-5	295	Kansas	32	32	1995-96
77	Jim Thompson	DT	6-3	255	Southern Illinois	4	N/A	1965
4	Robert Thompson†	WR	5-9	168	Youngstown State	2	0	1987
87	Cedric Tillman	WR	6-2	204	Alcorn State	39	8	1992-94
51	Dave Tobey	LB	6-3	231	Oregon	7	0	1968
61	Andre Townsend	DE/NT	6-3	265	Mississippi	103	54	1984-90
54/94	Keith Traylor	LB/DT	6-2	304	Central State (Okla.)	94	66	1991-92, 97-00
20	Jerry Traynham	HB	5-10	190	Southern California	2	N/A	1961
9	David Treadwell	K	6-1	180	Clemson	64	0	1989-92
37	Steve Trimble	DB	5-10	181	Maryland	14	*1	1981-83
18	Frank Tripucka	QB	6-2	192	Notre Dame	44	42	1960-63
91	Jeff Tupper	DL	6-5	269	Oklahoma	4	3	1987
55	Godwin Turk	LB	6-3	230	Southern	42	5	1976-78
35	Clem Turner	RB	6-1	236	Cincinnati	37	0	1970-72
15	Jim Turner	K	6-2	205	Utah State	130	0	1971-79
21	Scott Turner	CB	5-10	190	Illinois	9	0	2003
71	Melvin Tuten	T	6-6	305	Syracuse	2	0	1999-2000
23	Maurice Tyler	S	6-0	188	Morgan State	28	2	1973-74
72	Richard Tyson	G	6-2	245	Tulsa	7	N/A	1967
U								
67	Keith Uecker	T	6-5	278	Auburn	2	2	1982-83
50	Artie Ulmer	LB	6-3	247	Valdosta State	7	0	1999
50	Olen Underwood	LB	6-1	220	Texas	14	4	1971
80	Rick Upchurch	WR	5-10	175	Minnesota	119	59	1975-83
V								
42	Bill Van Heusen	WR/P	6-1	200	Maryland	109	38	1968-76
11	Bradlee Van Pelt	QB	6-2	220	Colorado State	3	0	2005
61	Bob Vaughn	G	6-4	240	Mississippi	1	0	1968
97	Demetris Veal	DT	6-2	288	Tennessee	31	1	2004-06
32	Tony Veland	S	6-0	209	Nebraska	12	0	1997
86	Chris Verhulst	TE	6-3	249	Chico State	8	1	1990
65	Lloyd Voss	T	6-4	256	Nebraska	13	7	1972

BRONCOS ALL-TIME ROSTER, CONT.

W									
No.	Name	Pos.	Hgt.	Wgt.	College	GP	GS	Years	
37	Bob Wade	CB	6-2	200	Morgan State	3	2	1970	
30	Clarence Walker	HB	6-1	205	Southern Illinois	1	N/A	1963	
27/25	Denard Walker	CB	6-1	190	Louisiana State	32	31	2001-02	
84	Javon Walker	WR	6-3	209	Florida State	16	16	2006	
96	Kenny Walker	DE	6-3	260	Nebraska	31	16	1991-92	
59	Brett Wallerstedt	LB	6-1	240	Arizona State	0	0	1994	
35	Lenny Walls	CB	6-4	192	Boston College	43	20	2002-05	
61	Gerard Warren	DT	6-4	325	Florida	31	31	2005-06	
56	Dave Washington	LB	6-5	223	Alcorn A&M	27	21	1970-71	
81/83	Dave Washington	TE	6-4	228	Southern California	2	1	1968	
84	Gene Washington	WR	6-3	208	Michigan State	14	0	1973	
97	Keith Washington	DE	6-4	275	Nevada-Las Vegas	26	16	2001-02	
48	Lionel Washington	CB	6-0	185	Tulane	30	28	1995-96	
95	Marvin Washington	DE	6-6	275	Idaho	16	0	1998	
98	Ted Washington	NT	6-4	316	Louisville	15	15	1994	
21	Chris Watson	CB	6-1	192	Eastern Illinois	14	1	1999	
81	Steve Watson	WR	6-4	195	Temple	126	87	1979-87	
17	Darius Watts	WR	6-2	188	Marshall	22	2	2004-05	
54	Nate Wayne	LB	6-0	230	Mississippi	16	0	1998-99	
58	Nate Webster	LB	6-0	237	Miami (Fla.)	3	2	2006	
14	Norris Weese	QB	6-1	195	Mississippi	57	1	1976-79	
40	Ted Weger	FB	5-11	202	No college	4	N/A	1960	
13	Jack Weil	P	5-11	175	Wyoming	6	0	1986	
29	Bill West	CB	5-10	185	Tennessee State	8	0	1972	
40/42	Charlie West	DB	6-1	197	Texas-El Paso	32	6	1978-79	
20	Willie West	DB	5-10	190	Oregon	7	N/A	1964	
89	Max Wettstein	E	6-3	225	Florida State	2	N/A	1966	
83	Jim Whalen	TE	6-2	210	Boston College	17	15	1970-71	
59	Taylor Whitley	G	6-4	315	Texas A&M	2	0	2005	
89	Andre White	TE	6-3	225	Florida A&M	14	N/A	1967	
78	Jim White	DE	6-4	256	Colorado State	7	1	1976	
79	Dave Widell	C/G	6-7	303	Boston College	79	39	1990-94	
67	Doug Widell	G	6-4	289	Boston College	64	58	1989-92	
47	Gerald Willhite	RB	5-10	200	San Jose State	78	21	1982-88	
91	Alfred Williams	DE	6-6	265	Colorado	49	38	1996-99	
52/55	D.J. Williams	LB	6-1	242	Miami (Fla.)	48	43	2004-06	
90	Dan Williams	DE	6-4	290	Toledo	45	40	1993-96	
27	Darrent Williams	CB	5-8	188	Oklahoma State	27	23	2005-06	
N/A	Harold Williams	HB	N/A	N/A	Miami (Ohio)	N/A	N/A	1961	
20	Roosevelt Williams	CB	5-11	200	Tuskegee	0	0	2003	
29	Wandy Williams	RB	6-1	189	Hofstra	12	2	1969-70	
85	Jeff Wilner	TE	6-5	250	Wesleyan (Conn.)	0	0	1995	
56	Al Wilson	LB	6-0	240	Tennessee	125	119	1999-2006	
48	Nemiah Wilson	DB	6-0	165	Grambling	42	N/A	1965-67	
88	Sir Mawn Wilson	WR	6-2	213	Syracuse	0	0	1997	
45	Steve Wilson	CB	5-10	195	Howard	92	33	1982-88	
91	Troy Wilson	DE	6-4	257	Pittsburg State	3	0	1995	
23	Sammy Winder	RB	5-11	203	Southern Mississippi	127	83	1982-90	
72	Brandon Winey	T	6-6	310	Louisiana State	0	0	2001	
55	Bryant Winn†	LB	6-4	231	Houston	3	3	1987	
16	Dick Wood	QB	6-5	205	Auburn	1	N/A	1962	
54	Lee Woodall	LB	6-1	230	West Chester	14	0	2001	
52	Ken Woodard	LB	6-1	218	Tuskegee Institute	73	13	1982-86	
99	Ray Woodard†	DE	6-6	290	Texas	3	1	1987	
85	Chris Woods	WR	5-11	190	Auburn	1	0	1989	
58	Jack Work	DB	6-0	200	Denver	0	0	1960	
87	Jim Wright	HB	5-11	190	Memphis State	10	N/A	1964	
35/87	James Wright	TE	6-3	240	Texas Christian	64	31	1980-85	
42	Lonnie Wright	DB	6-2	205	Colorado State	26	N/A	1966-67	
20	Louis Wright	CB	6-2	200	San Jose State	166	163	1975-86	
57/92	Dave Wyman	LB	6-2	241	Stanford	31	27	1993-95	
Y									
76	William G. Yelverton	E	6-4	220	Mississippi	10	N/A	1960	
32	Chris Young	S	6-0	210	Georgia Tech	21	0	2003-05	
65	Joseph A. Young	E	6-3	245	Arizona	20	N/A	1960-61	
83	Michael Young	WR	6-1	187	UCLA	51	14	1989-92	
60	Robert Young	G	6-1	270	Howard Payne	58	*33	1966-70	
Z									
46	Bob Zeman	DB	6-1	200	Wisconsin	28	N/A	1962-63	
65	Gary Zimmerman	T	6-6	294	Oregon	76	76	1993-97	

BRONCOS ALL-TIME ROSTER BREAKDOWN

NUMBER OF PLAYERS PER SCHOOL

- 28 — Colorado
- 19 — Louisiana State, Oregon
- 17 — Georgia, Southern California, Stanford, Wisconsin
- 17 — Colorado State
- 16 — Maryland, Texas
- 15 — Florida, UCLA, Washington
- 14 — Florida State
- 13 — Nebraska
- 12 — Arizona, Boston College, Miami (Fla.), Michigan, Mississippi, Notre Dame, San Diego State, Texas A&M, Utah State
- 11 — Houston, Michigan State
- 10 — Arizona State, Baylor, California, Ohio State
- 9 — Minnesota, Oklahoma, Tulane
- 8 — Arkansas, Auburn, Clemson, Florida A&M, Penn State, Tennessee
- 7 — Nevada-Las Vegas, San Jose State, Syracuse, Tulsa, Washington State
- 6 — Alabama, Brigham Young, Duke, Georgia Tech, Grambling, Idaho, Illinois, Kansas, Kansas State, Louisville, Memphis/Memphis State, Oregon State, Southern Mississippi, Utah, Virginia Tech, Wyoming
- 5 — Alcorn State/Alcorn A&M, Cincinnati, Hawaii, Iowa, North Carolina, Pittsburgh, Purdue, South Carolina, Southern, Toledo, Virginia
- 4 — Mississippi State, Missouri, North Dakota, Northern Arizona, Temple, Texas Christian, Texas Tech, Texas-El Paso, Wake Forest, West Virginia, Wichita State
- 3 — Bethune-Cookman, Boise State, Hofstra, Louisiana Tech, McNeese State, Miami (Ohio), Morgan State, New Mexico, New Mexico State, Oklahoma State, Pacific, Tennessee State, Texas Southern, Western Illinois, William & Mary
- 2 — Abilene Christian, Appalachian State, Boston University, Bradley, C.W. Post, Cal State-Fullerton, Cal State-Northridge, Central Florida, Chico State, Columbia, Eastern Michigan, Emporia State/Emporia College, Fort Valley State, Fresno State, Howard, Howard Payne, Iowa State, Jacksonville State, Kentucky, Liberty, Long Beach State, Maine, Marshall, Montana, Montana State, New Hampshire, North Carolina Central, North Carolina State, North Texas/North Texas State, Pittsburg State, Richmond, South Carolina State, Southern Illinois, Southwest Texas State, Texas A&I, Texas-Arlington, Troy/Troy State, Tuskegee, Villanova, Weber State, West Chester, West Texas State, Youngstown State
- 1 — Adams State, Air Force Academy, Alabama A&M, Alabama-Birmingham, Allen, American International, Angelo State, Arkansas A&M, Arkansas AM&N, Arkansas State, Ball State, Bishop College, Bowling Green, Cal-Riverside, Cal-Santa Barbara, Carson-Newman, Central Michigan, Central Missouri State, Central State (Okla.), Chattanooga, Colorado College, Compton J.C., Corpus Christi, Delaware State, Delaware Valley, Delta State, Denver, Detroit Mercy, East Carolina, Eastern Illinois, Eastern Montana, Eastern New Mexico, El Camino J.C., Elizabeth City State, Elon College, Evangel College, Findlay, Florence State, Grand Valley State, Heidelberg, Henderson State, Holy Cross, Humboldt State, Idaho State, Illinois State, Indiana State, Jackson State, James Madison, Kutztown, Lamar Tech, Louisiana Monroe/Northeast Louisiana, Maryland Eastern Shore/Maryland State, Massachusetts, McMurray College, Menlo College, Mercer, Mississippi College, Missouri Southern, Morris Brown, New Mexico Highlands, Nicholls State, Norfolk State, North Carolina A&T, North Dakota State, Northeast Oklahoma, Northern Colorado, Northern Iowa, Northwestern State (La.), Northwestern Oklahoma State, Omaha, Pennsylvania, Plymouth State, Portland State, Rice, Rutgers, Salem (N.C.), Salem (W. va.), Sam Houston State, Santa Clara, Santa Rosa, Savannah State, South Dakota State, Southern Methodist, Southwest Missouri State, Springfield College, St. Augustine, Stephen F. Austin, Sul Ross State, Tennessee-Martin, Texas State, Trinity (Conn.), U.S. Merchant Marine Academy, Valdosta State, Vanderbilt, Virginia Union, Wayne State, Wesleyan (Conn.), Western Carolina, Western Michigan, Wisconsin-Stevens Point, Wisconsin-Whitewater, Xavier, Yankton.

Seven players did not attend college.

TOP 10 SCHOOLS BY GAMES PLAYED

Rk.	Gms.	School (No. of players / rank in category)
1.	1,012	Colorado (28 / 1st)
2.	675	Stanford (18 / T4th)
3.	655	Georgia (18 / T4th)
4.	653	Houston (11 / T25th)
5.	628	Boston College (12 / T16th)
6.	585	Washington (15 / T11th)
7.	562	Minnesota (9 / T31st)
8.	547	Southern California (18 / T4th)
9.	545	Utah State (12 / T16th)
10.	541	Texas (16 / T9th)

TOP 10 CONFERENCES BY NUMBER OF PLAYERS

(based on conference alignments from 2006 season)

Rk.	Players	Conference
1.	130	Pac-10
2.	113	Big 12
3.	106	Southeastern
4.	96	Atlantic Coast
5.	84	Big Ten
6.	62	Mountain West
7.	51	Conference USA
8.	41	Western Athletic
9.	28	Big East
10.	22	Mid-Eastern Atlantic (I-AA)*

* - total includes one player from Maryland Eastern Shore/Maryland State, which competed in the MEAC before the school dropped football after the 1979 season.

BRONCOS ALL-TIME ROSTER BREAKDOWN

SERVICE (YEARS PLAYED)

16 YEARS	— John Elway 1983-98
14 YEARS	— Jason Elam 1993-2006; Tom Jackson 1973-86; Dennis Smith 1981-94
13 YEARS	— Barney Chavous 1973-85; Paul Howard 1973-86; Ken Lanier 1981-92, '94; Tom Nalen 1994-2006; Bill Thompson 1969-81
12 YEARS	— Tyrone Braxton 1987-93, '95-99; Billy Bryan 1977-88; Dwayne Carswell 1994-2005; Rubin Carter 1975-86; Karl Mecklenburg 1983-94; Riley Odoms 1972-83; Shannon Sharpe 1990-99, 2002-03; Rod Smith 1995-2006; Louis Wright 1975-86
11 YEARS	— Keith Burns 1994-98, 2000-03, '05-06; Simon Fletcher 1985-95; Steve Foley 1976-86; Paul Smith 1968-78
10 YEARS	— Steve Atwater 1989-98; Randy Gradishar 1974-83; Vance Johnson 1985-93, '95; Matt Lepsis 1997-2006; Fran Lynch 1967-76; Haven Moses 1972-81; Tom Rouen 1993-2002; Jim Ryan 1979-88; Dave Studdard 1979-88
9 YEARS	— Keith Bishop 1980, 1982-89; Mike Current 1967-75; Rick Dennison 1982-90; Mike Harden 1980-88; Rulon Jones 1980-88; Clarence Kay 1984-92; Greg Kragen 1985-93; Gary Kubiak 1983-91; Floyd Little 1967-75; Ed McCaffrey 1995-2003; Claudie Minor 1974-82; Trevor Pryce 1997-2005; Jim Turner 1971-79; Rick Upchurch 1975-83; Billy Van Heusen 1968-76; Steve Watson 1979-87; Sammy Winder 1982-90
8 YEARS	— Lyle Alzado 1971-78; Otis Armstrong 1973-80; Terrell Davis 1995-2002; Tom Glassic 1976-83; Glenn Hyde 1976-81, '84-85; Larry Kaminski 1966-73; Keith Kartz 1987-94; Brison Manor 1973-84; John Mobley 1996-2003; Dan Neil 1997-2004; Randy Robbins 1984-91; Steve Sewell 1985-92; Bob Swenson 1975-79, 81-83; Al Wilson 1999-2006
7 YEARS	— Cooper Carlisle 2000-06; Ray Crockett 1994-2000; Al Denson 1964-70; Pete Duranko 1967-70, 72-74; Ron Egloff 1977-83; Larry Evans 1976-82; Goose Gonsoulin 1960-66; John Grant 1973-79; Charlie Greer 1968-74; Harald Hasselbach 1994-2000; Mike Horan 1986-92; Jerry Inman 1966-71, 73; Mark Jackson 1986-92; Rich Karlis 1982-88; Jon Keyworth 1973-79; Tim Lucas 1987-93; Rob Lytle 1977-83; Bobby Maples 1972-78; Joe Rizzo 1974-80; Lionel Taylor 1960-66; Andre Townsend 1984-90; Gerald Willhite 1982-88; Steve Wilson 1982-88
6 YEARS	— Mike Anderson 2000-05; Michael Brooks 1987-92; Sam Brunelli 1966-71; Glenn Cadrez 1995-2000; Byron Chamberlain 1995-2000; Ken Criter 1969-74; Eldon Danenhauer 1960-65; George Goeddeke 1967-72; Ian Gold 2000-03, '05-06; Ben Hamilton 2001-06; Richard Jackson 1967-72; Don Latimer 1978-83; Mike Lodish 1995-2000; Tommy Lyons 1971-76; Marv Montgomery 1971-76; Craig Morton 1977-82; Chip Myrtle 1967-72; Dave Preston 1978-83; Steve Ramsey 1971-76; Reggie Rivers 1991-96; Bill Romanowski 1996-2001; Bob Scarpitto 1962-67; Mark Schlereth 1995-2000; Mike Schnitker 1969-74; Detron Smith 1996-2001; Jerry Sturm 1961-66; Maa Tanuvasa 1995-2000

ALL-TIME ROSTER HEIGHT/WEIGHT BREAKDOWNS

Note: A total of 975 players have appeared on Denver's active roster for a regular-season or postseason game.

BY HEIGHT			BY WEIGHT		
Height	# of players	Pct.	Weight Range	# of players	Pct.
Players 5'-7"	4	(0.4%)	Players 164-174 lbs.	13	(1.3%)
Players 5'-8"	7	(0.7%)	Players 175-199 lbs.	262	(26.9%)
Players 5'-9"	20	(2.1%)	Players 200-224 lbs.	217	(22.3%)
Players 5'-10"	66	(6.8%)	Players 225-249 lbs.	215	(22.1%)
Players 5'-11"	74	(7.6%)	Players 250-274 lbs.	154	(15.8%)
Players 6'-0"	110	(11.3%)	Players 275-299 lbs.	78	(8.0%)
Players 6'-1"	135	(13.8%)	Players 300-324	29	(3.0%)
Players 6'-2"	157	(16.1%)	Players 325-350	5	(0.5%)
Players 6'-3"	178	(18.3%)	Weight unknown	2	(0.2%)
Players 6'-4"	111	(11.4%)			
Players 6'-5"	64	(6.6%)			
Players 6'-6"	37	(3.8%)			
Players 6'-7"	8	(0.8%)			
Players 6'-8"	2	(0.2%)			
Height unknown	2	(0.2%)			

ALL-TIME ROSTER HEIGHT/WEIGHT EXTREMES

Of the 975 players who have been on Denver's active roster for a regular-season or postseason game:

Category	Hgt./Wgt.	No. (Players)
Average height	6'-1" 4/5	
Most frequently occurring height	6'-3"	(178 players; 18.3%)
Average weight	226.3	
Most frequently occurring weight range	175-199	(262 players; 26.9%)
Shortest Player	5'-7"	(4 players) (RB KaRon Coleman, RB Quentin Griffin, DB Chris Hale, CB Calvin Jones)
Tallest Player	6'-8"	(T Jamie Brown, T Erik Pears)
Lightest Player	164	(DB Chris Hale)
Heaviest Player	350	(DT Alphonso Taylor)
Shortest Center/Guard	6'-1"	(7 players) (Chris Banks, Ken Brown, John Hohman, K.C. Jones, Pat Matson, Charlie Parker, Robert Young)
Tallest Center/Guard	6'-7"	(3 players) (Brian Habib, Jon Melander, Dave Widell)
Lightest Center/Guard	220	(David Strickland)
Heaviest Center/Guard	318	(Mookie Moore)
Shortest Tackle	6'-0"	(Arthur Hauser)
Tallest Tackle	6'-8"	(Jamie Brown, Erik Pears)
Lightest Tackle	216	(Albert Day)
Heaviest Tackle	338	(George Foster)
Shortest Quarterback	5'-11"	(Marlin Briscoe)
Tallest Quarterback	6'-5"	(4 players) (Dean May, Hugh Millen, Steve Tensi, Dick Wood)
Lightest Quarterback	178	(Marlin Briscoe)
Heaviest Quarterback	233	(Jay Cutler)
Shortest Running Back/Fullback	5'-7"	(KaRon Coleman, Quentin Griffin)
Tallest Running Back/Fullback	6'-3"	(12 players) (most recent: Steve Sewell, Rod Bernstine, Anthony Lynn)
Lightest Running Back/Fullback	177	(Glyn Milburn)
Heaviest Running Back/Fullback	251	(Cookie Gilchrist)
Shortest Wide Receiver	5'-8"	(Jeff Campbell, Travis McGriff)
Tallest Wide Receiver	6'-5"	(Ed McCaffrey)
Lightest Wide Receiver	165	(Sam Graddy)
Heaviest Wide Receiver	230	(Billy Miller)
Shortest Tight End	6'-1"	(Byron Chamberlain, Russell Payne)
Tallest Tight End	6'-6"	(Keli McGregor, Pat Kelly, Chad Mustard)
Lightest Tight End	210	(Jim Whalen)
Heaviest Tight End	277	(Chad Mustard)
Shortest Defensive Lineman	5'-11"	(Elvis Dumervil)
Tallest Defensive Lineman	6'-7"	(3 players) (Stan Fanning, Jumpy Geathers, John Hoffman)
Lightest Defensive Lineman	215	(Elvis Dumervil)
Heaviest Defensive Lineman	350	(Alphonso Taylor)
Shortest Linebacker	5'-11"	(Tom Jackson)
Tallest Linebacker	6'-6"	(Lou Andrus)
Lightest Linebacker	190	(Tommy Luke)
Heaviest Linebacker	258	(Jon Hesse)
Shortest Defensive Back	5'-7"	(Chris Hale, Calvin Jones)
Tallest Defensive Back	6'-4"	(Lenny Walls, John Pitts)
Lightest Defensive Back	164	(Chris Hale)
Heaviest Defensive Back	220	(John Lynch)
Shortest Kicker/Punter	5'-9"	(P Bucky Dilts, K Bobby Howfield)
Tallest Kicker/Punter	6'-4"	(K Joe Nedney, P Luke Prestridge)
Lightest Kicker/Punter	175	(P Jack Weil)
Heaviest Kicker/Punter	240	(K Bob Humphreys)

BRONCOS ALL-TIME NUMERICAL ROSTER

All-Time Numerical Roster Notes

- Every jersey number has been worn at least once in franchise history.
- Players are not credited with having worn a particular jersey number for a season in which they were placed on a Reserve list before Week 1 of the regular season and spent the entire season on that list.

Numbers Worn Just Once

#0	John Olszewski	FB	1962
5	Brad Daluiso	K	1992
9	David Treadwell	K	1989-92
18	Frank Tripucka	QB	1960-63

Players Who Have Worn Multiple Numbers

Chris Norman	P	# 1, 4
Cookie Gilchrist	RB	2, 30
Mickey Slaughter	QB	7, 14
John McCormick	QB	10, 11
Charlie Adams	WR	12, 81
John Hufnagel	QB	14, 16
Nate Jackson	TE	14, 89
Kevin Clark	DB	20, 27
Greg Lewis	RB	20, 41
Gerry Bussell	DB	21, 22
Quentin Griffin	RB	21, 22
Darrien Gordon	CB	21, 23
KaRon Coleman	RB	21, 46
Goose Gonsoulin	DB	23, 45
Denard Walker	CB	25, 27
Roger Jackson	DB	25, 28
Wendell Hayes	HB	29, 33
Lonnie Perrin	RB	33, 35
Charlie West	DB	40, 42
Bobby Micho	RB	46, 87
Mike Leach	TE/LS	48, 83
Keith Burns	LB	51, 55, 56
Jim Fraser	LB	51, 55
Gordon Lambert	LB	51, 76
Randy Gradishar	LB	52, 53
D.J. Williams	LB	52, 55
Ken Criter	LB	53, 78
Patrick Chukwurah	LB	54, 55
Keith Traylor	LB/DT	54, 94
Jay Bachman	C	56, 65
Walter Highsmith	C	56, 65
Dave Wyman	LB	57, 92
Tim Lucas	LB	58, 59
Sam Brunelli	G	64, 68, 72
Glenn Hyde	G	65, 67
Brisen Manor	DE	66, 69
Larry Cox	DT	66, 77
Ken Lanier	T	67, 76
Gordon Holz	DT	73, 74
Jack Mattox	T	76, 77
Winford Hood	G	74, 78
Dwayne Carswell	G	77, 89
Karl Mecklenburg	LB/DE	77, 97
Tony Kimbrough	WR	80, 82
Patrick Jeffers	WR	81, 82
Scottie Montgomery	WR	81, 83
Dave Washington	E	81, 83
Chris Cole	WR	81, 84
Shannon Sharpe	WR/TE	81, 84
Rick Massie	WR	83, 85
John Schultz	WR	84, 86
Pat Kelly	TE	86, 87
Marco Coleman	DE	92, 95

0	John Olszewski	FB	1962
----------	----------------	----	------

1	Jason Elam	K	1993-2006
	Daren Parker	P	1992
	Chris Norman	P	1984-85

2	Steve Lindsey	K	2000
	Will Furrer	QB	1994
	Mike Horan	P	1986-92
	Joe DiVito	QB	1968
	Bob Humphreys	K	1967-68
	Cookie Gilchrist	FB	1965

3	Paul Ernster	K	2005-06
	Scott Bentley	K	1997, 2000
	Rich Karlis	K	1982-88
	Bobby Howfield	K	1968-70
	Billy Joe	FB	1963-64

4	Micah Knorr	P/K	2002-04
	Ruben Rodriguez	P	1992
	Chris Norman	P	1986
	Robert Thompson	WR	1987
	Rick Duncan	K	1967

5	Brad Daluiso	K	1992
----------	--------------	---	------

6	Jay Cutler	QB	2006
	Jason Baker	P/K	2004
	Joe Nedney	K	2000
	Bubby Brister	QB	1997-99
	Ralph Giacommaro	P	1987

7 (RETIRED)	John Elway	QB	1983-98
	Craig Morton	QB	1977-82
	Mickey Slaughter	QB	1963-66

8	Matt Mauck	QB	2004
	Todd Husak	QB	2001
	Jeff Lewis	QB	1996-97
	Tommy Maddox	QB	1992-93
	Gary Kubiak	QB	1983-91

9	David Treadwell	K	1989-92
----------	-----------------	---	---------

10	Todd Sauerbrun	P	2005-06
	Triandos Luke	WR	2004
	Bucky Dilts	P	1977-78
	Mark Herrmann	QB	1981-82
	Steve Ramsey	QB	1971-76
	Jim Leclair	QB	1967-68
	John McCormick	QB	1963, 1965-66

11	Quincy Morgan	WR	2006
	Bradlee Van Pelt	QB	2005
	Steve Beuerlein	QB	2001-03
	Jeff Brohm	QB	1999
	T.J. Rubley	QB	1996
	Luke Prestridge	P	1979-83
	Bobby Anderson	HB	1970-73
	Tobin Rote	QB	1966
	John McCormick	QB	1968

12	Charlie Adams	WR	2003
	Gus Frerotte	QB	2000-01
	Chris Miller	QB	1999
	Shawn Moore	QB	1992-93
	Ken Karcher	QB	1987-88
	Craig Penrose	QB	1976-79
	Charley Johnson	QB	1972-75
	Al Pastrana	QB	1969-70
	Gary Kroner	K	1965-67

13	David Terrell	WR	2005
	Danny Kanell	QB	2003-04
	Jack Weil	P	1986
	Don Horn	QB	1971-72
	Steve Tensi	QB	1967-70

14	Todd Devoe	WR	2005-06
	Nate Jackson	WR	2003-04
	Brian Griese	QB	1998-2002
	Bill Musgrave	QB	1995-96
	Dean May	QB	1987
	Scott Stankavage	QB	1984, 1986
	Norris Weese	QB	1976-79
	John Hufnagel	QB	1974
	Pete Liske	QB	1969-70
	Mickey Slaughter	QB	1963-66
	Don Smith	G	1967
	George Hunter Enis	QB	1962
	Skip Doyle	HB	1960

15	Brandon Marshall	WR	2006
	Mike Clendenen	K	1987
	Jim Turner	K	1971-79
	Marlin Briscoe	QB	1968
	Max Choboian	QB	1966
	Jacky Lee	QB	1964-65
	Philip Nugent	HB	1961

16	Jake Plummer	QB	2003-06
	Tom Rouen	P	1993-2002
	Monte McGuire	QB	1987
	Jeff Knapple	QB	1980
	John Hufnagel	QB	1975
	Mike Ernst	QB	1972
	Dick Wood	QB	1962
	George Herring	QB	1960-61

17	Darius Watts	WR	2004-05
	Jarious Jackson	QB	2000-03
	Hugh Millen	QB	1994-95
	Steve DeBerg	QB	1981-83
	Matt Robinson	QB	1980
	Larry Steele	P	1974
	Scotty Glacken	QB	1966-67
	George Shaw	QB	1962

18 (RETIRED)	Frank Tripucka	QB	1960-63
---------------------	----------------	----	---------

19	Brian Clark	WR	2006
	Fred Steinfort	K	1979-81
	Don Breau	QB	1963

20	Mike Bell	RB	2006
	Garrison Hearst	RB	2004
	Roosevelt Williams	CB	2003
	Delvin Hughley	CB	2001
	Tory James	CB	1996, 1998-99

	Greg Lewis	RB	1992
	Daryll Jones	DB	1987
	Kevin Clark	DB	1990-91
	Louis Wright	CB	1975-86
	Charles Greer	DB	1968-74
	Billy Ray Fletcher	E	1966
	Willie West	DB	1964
	Tommy Minter	HB	1962
	Daniel E. Smith	HB	1961
	Jerry Traynham	HB	1961
	Henry Bell	HB	1960

21	Hamza Abdullah	S	2005-06
	Quentin Griffin	RB	2005
	Scott Turner	CB	2003
	KaRon Coleman	RB	2001-02
	Chris Watson	CB	1999
	Darrien Gordon	CB	1998
	Randy Hilliard	CB	1994-97
	Le-Lo Lang	CB	1990-93
	Earl Johnson	DB	1987
	Myron Dupree	CB	1983
	Randy Polt	DB	1975-77
	Randy Montgomery	CB	1971-73
	Bobby Burnett	RB	1969
	Tommy Luke	LB	1968
	Jesse Stokes	DB	1968
	Goldie Sellers	DB	1966-67
	Gerry Bussell	DB	1965
	Eugene Mingo	HB	1960-64

22	Domonique Foxworth	CB	2005-06
	Quentin Griffin	RB	2003-04
	Olandis Gary	RB	1999-2002
	Vaughn Hebron	RB	1996-98
	Glyn Milburn	RB	1993-95
	Alton Montgomery	S	1990-93
	Tony Lilly	S	1984-87
	Aaron Kyle	DB	1980-82
	Steve Haggerty	DB	1975
	Fran Lynch	HB	1967-76
	Bobby Ply	DB	1967
	Gerry Bussell	DB	1965
	Elihu (Buddy) Allen	HB	1961
	David Ames	HB	1961
	Bob Stransky	HB	1960

23	Marques Anderson	S	2005
	Willie Middlebrooks	CB	2001-04
	Jason Moore	S	1999
	Darrien Gordon	CB	1997
	Ronnie Bradford	CB	1993-95
	Sammy Winder	RB	1982-90
	Chris Pane	DB	1976-79
	Billy Hardee	CB	1976
	Alfred Haywood	RB	1975
	George Hoey	DB	1975
	Maurice Tyler	S	1973-74
	Steve Preece	S	1972
	Dickie Post	RB	1971
	Drake Garrett	DB	1968-70
	Gene Sykes	DB	1967
	Goose Gonsoulin	DB	1960-66

24	Champ Bailey	CB	2004-06
	Deltha O'Neal	CB	2000-03
	Randy Fuller	CB	1994
	Wymon Henderson	CB	1989-91
	Tony Boddie	RB	1986-87
	Rick Parros	RB	1981-84
	Otis Armstrong	RB	1973-80
	Butch Byrd	DB	1971

BRONCOS ALL-TIME NUMERICAL ROSTER, CONT.

Booker Edgersen	CB	1970	Wilbur Myers	S	1983
Phil Brady	S	1969	Bernard Jackson	DB	1977-80
Hal Lewis	DB	1968	Bill West	CB	1972
Willie Brown	DB	1963-66	Wandy Williams	RB	1969-70
Donald Allen	FB	1960	Wendell Hayes	HB	1965
25			30		
Nick Ferguson	S	2003-06	Terrell Davis	RB	1995-2001
Denard Walker	CB	2002	Steve Sewell	RB	1985-92
Eric Davis	CB	2001	Jim Jensen	RB	1977, 1979-80
Darrius Johnson	CB	1996-99	Oliver Ross	RB	1973-75
Charles Swann	DB	1994	Cookie Gilchrist	RB	1967
Kip Corrington	S	1989-90	Hewitt Dixon	FB	1963-65
Roger Jackson	DB	1987	Clarence Walker	HB	1963
Daniel Hunter	CB	1985-86	31		
Haven Moses	WR	1972-81	Quentin Harris	S	2006
Ted Alflen	RB	1969	Kelly Herndon	CB	2002-04
Errol Prisby	DB	1967	Darryl Pounds	CB	2000
26			Derek Loville	RB	1997-99
Tatum Bell	RB	2004-06	Rondell Jones	S	1993-96
Clinton Portis	RB	2002-03	Victor Jones	RB	1992
Eric Brown	S	1998-2001	Kerry Porter	RB	1990
Tim McKyer	CB	1997	Mike Harden	CB	1980-88
Eric Thomas	CB	1995	Zachery Dixon	RB	1979
Ben Smith	CB	1994	Mike Francowiak	RB	1975-76
Chris Hale	DB	1993	Bo Hickey	FB	1967
Bobby Humphrey	RB	1989-91	32		
Lyle Pickens	DB	1987	Chris Young	S	2003-05
Chris Brewer	RB	1984	Billy Jenkins	S	2000-01
J.T. Thomas	DB	1982	Tony Veland	S	1997
Larry Riley	DB	1977	Sammie Smith	RB	1992
Calvin Jones	CB	1973-76	Melvin Bratton	RB	1989-90
George Salmes	S	1970-72	Calvin Thomas	RB	1988
Darrell Lester	FB	1965-66	Joe Dudek	RB	1987
Tommy Janik	DB	1963-64	Leonard Jones	DB	1987
Frank Quayle	RB	1969	Tony Reed	RB	1981
Don Coffey	E	1963	Jon Keyworth	RB	1974-80
27			Dick Davis	RB	1970
Darrent Williams	CB	2005-06	Garrett Ford	FB	1968
Denard Walker	CB	2001	Mike Kellogg	FB	1966-67
Terrell Buckley	CB	2000	33		
Steve Atwater	S	1989-98	Ron Dayne	RB	2005
Kevin Clark	DB	1987-88	Jimmy Spencer	CB	2000-03
Maurice Harvey	DB	1978, 80	John Avery	RB	1999
Tom Oberg	S	1968-69	Dedrick Dodge	S	1997
Charlie Mitchell	HB	1963-67	Rod Bernstine	RB	1993-95
28			Robert Perryman	FB	1991-92
Kenoy Kennedy	S	2000-04	Tony Dorsett	RB	1988-89
Tito Paul	CB	1998	Gene Lang	RB	1984-87
Clifford Hicks	CB	1995	Lawrence McCutcheon	RB	1980
Butler By'not'e	RB	1994	Lonnie Perrin	RB	1976
Gaston Green	RB	1991-92	Jim Kiick	RB	1976-77
Elliot Smith	CB	1990	Joe Dawkins	RB	1971-73
Jeremiah Castille	CB	1987-88	Willis Crenshaw	FB	1970
Scott Caldwell	RB	1987	Hub Lindsey	QB	1968
Roger Jackson	DB	1982-85	Wendell Hayes	HB	1966-67
Cornell Gorden	CB	1970-72	Justin Rowland	HB	1962
Jack Lentz	S	1967-68	Fred Bukaty	FB	1961
Abner Haynes	HB	1965-66	Pete Mangum	LB	1960
Billy Atkins	DB	1964	34		
Bobby Gaiters	HB	1963	Cedric Cobbs	RB	2006
29			Reuben Droughns	RB	2002-04
Damien Nash	RB	2006	Raymond Harris	RB	2000
Howard Griffith	FB	1997-2001	Tyrone Braxton	DB	1987-93, 1995-99
Aaron Craver	RB	1995-96	Nathan Poole	RB	1982-83, 1985, 1987
Charles Dimry	CB	1991-93	Gus Holloman	DB	1968-69
Darren Carrington	DB	1989	Don Stone	FB	1961-64
Warren Marshall	RB	1987	Hardy Brown	LB	1960

35			George Burrell	S	1969
Lenny Walls	CB	2002-05	Jerry Tarr	E	1962
Jason Suttle	CB	1999-2000	Bob McNamara	HB	1960-61
John Granby	DB	1992	42		
Blake Ezor	RB	1990	Sam Brandon	S	2002-06
Ken Bell	RB	1986-89	Detron Smith	FB	1996-2001
Larry Canada	FB	1978-79, 1981	Leonard Russell	RB	1994
Lonnie Perrin	RB	1977-78	Muhammad Oliver	CB	1992
Clem Turner	RB	1970-72	Charlie West	DB	1978
Henry Jones	RB	1969	Billy Van Heusen	WR	1968-76
James Wright	HB	1964	Lonnie Wright	DB	1966-67
Richard Dickinson	FB	1962-63	Odell Barry	HB	1964-65
Jim Sears	HB	1961	Al Frazier	HB	1961
Dave Rolle	FB	1960	Albert Romine	HB	1960
36			43		
Frank Robinson	CB	1992-93	Izell Reese	S	2002
Mark Haynes	CB	1986-89	Derrick Clark	RB	1994
Billy Thompson	DB	1969-81	Steve Foley	DB	1976-86
Jim Stinnette	FB	1961-62	Lonnie Hepburn	CB	1974
Red Brodnax	FB	1960	Pete Jaquess	DB	1967-70
37			Bob Richardson	DB	1966
Cecil Sapp	RB	2003-06	Charles Marshall	HB	1962
Tyrone Poole	CB	2002	John Nocera	CB	1963
Tony Carter	FB	2001	Frank Bernardi	DB	1960
Anthony Lynn	RB	1993, 1997-99	44 (RETIRED)		
Tim Hauck	S	1995-96	Floyd Little	HB	1967-75
Kevin Guidry	CB	1988	Miller Farr	DB	1965
Steve Fitzhugh	DB	1987	Bruce Starling	HB	1963
Steve Trimble	DB	1981-83	45		
Bob Wade	CB	1970	Roc Alexander	CB	2004-05
38			Gary Downs	RB	1995
Steve Gargile	S	2006	Richard Shelton	CB	1989
Mike Anderson	RB	2000-05	Steve Wilson	CB	1982-88
Reggie Rivers	RB	1991-96	Perry Smith	DB	1980-81
Bruce Plummer	DB	1987-88, 1990	Jeff Severson	DB	1975
Ben Norman	RB	1980	Bill Laskey	LB	1973-75
39			Tom Cassese	DB	1967
Kyle Johnson	RB	2002-06	Lew Scott	DB	1966
Ray Crockett	CB	1994-2000	Jim McMillin	DB	1964-65
Robert Delpino	RB	1993	John Sklopan	HB	1963
Darryl Russell	DB	1987	Goose Gonsoulin	DB	1960
Tommie Smiley	RB	1969	46		
Jesse Myles	RB	1983-84	KaRon Coleman	RB	2000
Roland Solomon	CB	1981	Bobby Micho	RB	1986
40			Dave Preston	HB	1978-83
Curume Cox	S	2005-06	John Rowser	DB	1974-76
Jeff Shoate	CB	2004	Terry Erwin	HB	1968
Dale Carter	CB	1999	Jim Summers	DB	1967
Darryl Hall	S	1993-94	John Griffin	HB	1964-66
Jeff Alexander	RB	1989, 1992	Norman Bass	DB	1964
Martin Rudolph	DB	1987	Bob Zeman	DB	1962-63
Charlie West	DB	1978-79	Hardy Brown	LB	1960
Randy Rich	DB	1977	47		
Jack Gehrke	WR	1971	John Lynch	S	2004-06
Grady Cavness	CB	1969	Ryan McNeil	CB	2003
Ron Lamb	FB	1968	Darius Clark	S	2000-01
Brendon McCarthy	FB	1968-69	David Poole	DB	1993
Paul Carmichael	HB	1965	Gerald Willhite	RB	1982-88
Jay Dale Evans	HB	1961	George Atkinson	DB	1979
Albert Carmichael	HB	1960-61	Tony Harris	WR	1972
Ted Wegert	FB	1960	Paul Martha	S	1970
41			James Smith	S	1969
Karl Paymah	CB	2005-06	John McGeever	DB	1962-65
Johnathan Reese	RB	2004	48		
Deon Strother	RB	1994	Mike Leach	TE/LB	2002
Greg Lewis	RB	1991	George Coghill	S	1998-2001
Rob Lyle	RB	1977-83	Lionel Washington	CB	1995-96
Leroy Mitchell	CB	1971-73	Randy Robbins	DB	1984-91
Eric Crabtree	FL	1966-68	Earlie Thomas	DB	1975

BRONCOS ALL-TIME NUMERICAL ROSTER, CONT.

John Pitts	S	1973-75	54	Patrick Chukwurah	LB	2003, '05-06
Dale Hackbart	S	1973		Lee Woodall	LB	2001
Herman Lewis	DE	1968		Nate Wayne	LB	1998-99
Alex Moore	RB	1968		Britt Hager	LB	1995-96
Nemiah Wilson	DB	1965-67		Mitch Donahue	LB	1993-94
49				Keith Traylor	LB	1991-92
Matt Dominguez	TE	2001		Keith Bishop	C	1980, 1982-89
Dennis Smith	S	1981-94		Richard Baska	LB	1976-77
Alvin Mitchell	S/WR	1970		Mike Lemon	LB	1975
Neal Sweeney	FL	1967		Ralph Cindrich	LB	1974
Glenn Glass	DB	1966		Chip Myrtle	LB	1967-72
50				Ron Sbranti	LB	1966
Ben Hamilton	G/C	2001-06		Ed Cummings	LB	1965
Artie Ulmer	LB	1999		Larry Jordan	LB	1964
Jon Hesse	LB	1997		Ed (Wahoo) McDaniel	LB	1961-63
Ray Jacobs	LB	1994-95		55		
John Sullins	LB	1992		D.J. Williams	LB	2005-06
Jim Ryan	LB	1979-88		Patrick Chukwurah	LB	2004
Bobby Maples	C	1972-78		Keith Burns	LB	2000-03
Olen Underwood	LB	1971		Ken Brown	LB	1995
Carl Cunningham	LB	1967-70		Glenell Sanders	LB	1994
Jerry Hopkins	LB	1963-66		John Kacherski	LB	1992
Pat Lamberti, Jr.	E	1961		Rick Dennison	LB	1982-90
Fred Broussard	C	1960		Bryant Winn	LB	1987
51				Art Smith	LB	1980
Keith Burns	LB	2005-06		Ken Brown	C	1979
John Mobley	LB	1996-2003		Godwin Turk	LB	1976-78
Mike Croel	LB	1991-94		Pete Duranko	DE	1967-70, 1972-74
Marc Munford	LB	1987-90		Archie Matsos	LB	1966
Bob Swenson	LB	1975-79, 1981-83		Marv Matuszak	LB	1964
Mike Simone	LB	1972-74		Jim Fraser	LB	1962-63
Bill Butler	LB	1970		56		
Tim Casey	LB	1969		Al Wilson	LB	1999-2006
Gordon Lambert	LB	1969		Keith Burns	LB	1994-98
Dave Tobey	LB	1968		Michael Brooks	LB	1987-92
Henry Sorrell	LB	1967		Mike Knox	LB	1987
Eugene Jeter	LB	1965-67		Aaron Smith	LB	1984
Jim Fraser	LB	1964		Larry Evans	LB	1976-82
Leon Simmons	LB	1963		Ray May	LB	1973-75
Lee (Mike) Nichols	C	1960-61		Don Parish	LB	1972
52				Don Parish	LB	1971
Ian Gold	LB	2000-03, '05-06		Dave Washington	LB	1969-70
D.J. Williams	LB	2004		Jay Bachman	C	1968
David Bowers	LB	1999		Walter Highsmith	C	1967
Dave Barnett	LB	1995		Dave Behrman	C	1967
Richard Harvey	LB	1994		John Bramlett	LB	1965-66
Jeff Mills	LB	1990-93		Jim Price	LB	1964
Ken Woodard	LB	1982-86		57		
Dan MacDonald	LB	1980		Jashon Sykes	LB	2003-04
Greg Bracelin	LB	1977		Allen Aldridge	LB	1994-97
Mike Montler	C	1977		Dave Wyman	LB	1993
Randy Gradishar	LB	1974-75		Mark Murray	LB	1991
Ray Kubala	C	1964-67		Ty Allert	LB	1990
Frank Jackunas	C	1963		Mike Ruether	C	1988-89
James Barton	C	1961-62		Matt Smith	LB	1987
Frank Kuchta	C	1960		Tom Jackson	LB	1973-86
53				Bob Geddes	LB	1972
Louis Green	LB	2004-06		Fred Forsberg	LB	1968, 1970-73
Johnny Rutledge	LB	2003		John Huard	LB	1967-69
Bill Romanowski	LB	1996-2001		58		
Danté Jones	LB	1995		Nate Webster	LB	2006
Anthony Thompson	LB	1990		Terry Pierce	LB	2003-04
Randy Gradishar	LB	1976-83		Steve Russ	LB	1997, 1999-2000
Ken Criter	LB	1971-74		Elijah Alexander	LB	1992-95
Roger LeClerc	C	1967		Scott Curtis	LB	1989-90
Don Gulseth	LB	1966		Tim Lucas	LB	1987
Tom Erlandson	LB	1962-65		Steve Busick	LB	1981-85
Bob Hudson	LB	1960-61		Rob Nairne	LB	1977-80

Phil Olsen	C	1975-76	Scott Beavers	G	1990
Tom Graham	LB	1973-74	Billy Bryan	C	1977-88
Bill McKoy	LB	1970-72	Harvey Goodman	G	1976
Frank Richter	LB	1967-69	Mike Schnitker	G	1969-74
Jack Work	LB	1960	George Gaiser	T	1968
59			Sam Brunelli	G	1967
Taylor Whitley	G	2005	John Hohman	G	1965-66
Donnie Spragan	LB	2002-04	Bud McFadin	DT	1960-63
Glenn Cadrez	LB	1995-2000	65		
Brett Wallerstedt	LB	1994	Cooper Carlisle	T	2000-06
Tim Lucas	LB	1987-93	Gary Zimmerman	T	1993-97
Kirk Dodge	LB	1987	Monte Smith	G	1989
Darren Comeaux	LB	1982-86	Walt Bowyer	DE	1983-84, 1987-88
Mark Merrill	LB	1981-82	Glenn Hyde	G	1976-81
Joe Rizzo	LB	1974-80	LeFrancis Arnold	G/C	1974
Larry Kaminski	C	1966-73	Lloyd Voss	T	1972
60			Jay Bachman	C	1968, 1970-71
John Engelberger	DE	2005-06	Walter Highsmith	C	1969
K.C. Jones	C	1998-2000	George Tarasovic	DE	1967
Joe Burch	C	1994	Don Shackelford	G	1964
Nick Subis	G	1991	John Denvir	G	1962
Gerald Perry	G	1988-90	Joe Young	E	1960-61
Paul Howard	G	1973-75, 1977-86	66		
Bob Young	G	1966-70	Tom Nalen	C	1994-2006
Ernie Park	G	1966	Chuck Johnson	T	1992-93
Charlie Parker	G	1965	Jim Juriga	T	1988-90
Ken Adamson	G	1960-62	Carlos Scott	C	1987
61			Scott Garnett	NT	1984
Gerard Warren	DT	2005-06	Brisson Manor	DE	1977-83
Ellis Johnson	DT	2004	Jim O'Mally	LB	1973-75
Eric Floyd	G	1995	Bill Cottrell	G	1972
Bob Meeks	G	1992-94	Larry Cox	DT	1966-67
Andre Townsend	DE	1984-90	John Cash	E	1961-62
Arland Thompson	G	1980	67		
Tom Lyons	G	1971-76	Mark Campbell	DT	1996
Bob Vaughan	G	1968	Ken Lanier	T	1994
Bill Keating	DT	1966-67	Doug Widell	G	1989-92
Charles Gavin	DE	1960-63	John Ayers	G	1987
62			Dean Miraldi	T	1985
Chris Myers	C/G	2005-06	Glenn Hyde	G	1984-85
Dan Neil	C/G	1997-2004	Keith Uecker	T	1982-83
Jeff Davidson	G	1990-92	Steve Schindler	G	1977-78
Mike Freeman	G	1984, 1986-87	Carl Schaukowitch	G	1975
Tom Glassic	G	1976-83	George Goeddeke	G	1967-72
Brian Goodman	G	1975	Robert McCullough	G	1962-65
Jerry Inman	DT	1966-71	Jack Simpson	LB	1961
Ernie Barnes	G	1963-64	John Hatley	T	1960
Jerry Stalcup	LB	1961-62	68		
Jim Elfrid	LB	1961	Mario Fatafehi	DT	2003-04
Vaughn (Buddy) Alliston	LB	1960	Reggie McElroy	T	1995-96
Jack Davis	T	1960	Russell Freeman	T	1992-94
63			Crawford Ker	G	1991
Tim Stuber	G	2004	Brad Henke	DE	1989
David Diaz-Infante	G/C	1996-98, 2001	Larry Lee	C	1987
Richard Mercier	G	2000	Rubin Carter	DT	1975-86
Sean Farrell	G	1990-91	Larron Jackson	G	1971-74
Mark Cooper	G	1983-87	Steve Alexakos	G	1970
Laval Short	DT	1980	Sam Brunelli	G	1966
John Grant	DE	1973-79	Tom Nomina	T	1963-65
Dave Costa	DT	1967-71	Bill Roehneit	LB	1961-62
Melwood Guy	G	1961-62	Gary Crane	LB	1969
Dave Strickland	G	1960	Ron McLean	DL	1967
64			69		
Erik Pears	T	2006	P.J. Alexander	T	2003-05
Lennie Friedman	G	2000-02	Michael Moore	G	2001-02
Ralph Tamm	G/C	1995-96	Mark Schlereth	G	1995-2000
Jon Melander	G/T	1993-94	Darrell Hamilton	T	1989-91
			David Jones	OL	1987
			Tony Colorito	NT	1986
			Brisson Manor	DE	1984

BRONCOS ALL-TIME NUMERICAL ROSTER, CONT.

70

Tyson Clabo	G	2004
Trey Teague	T	1998-2001
Jamie Brown	T	1995-97
Brian Sochia	NT/DE	1991-92
Dave Studdard	T	1979-88
Paul Smith	DT	1968-78
Charlie Janerette	DT	1964-65
Donald King	E	1960

71

Blake Brockermeyer	T	2002-03
Melvin Tuten	T	1999-2000
Greg Kragen	NT	1985-93
Jack Peavey	OL	1987
Claudie Minor	T	1974-82
Wallace Dickey	T	1968-69
Jim Perkins	T	1962-64
Art Hauser	T	1961
Wilie Smith	G	1960

72

George Foster	T	2003-06
Brandon Winey	T	2001
Ernest Jones	DE	1996-97
Keith Kartz	C	1987-94
Marsharne Graves	T	1984
Don Latimer	DT	1978-83
Wayne Hammond	DT	1976
Bob Kampa	DT	1974
Sam Brunelli	G	1968-71
Richard Tyson	G	1967
Jerry Sturm	C	1961-66

73

Chris Kuper	G	2006
Cyron Brown	DE	1998-99
Scott Adams	T	1997
Simon Fletcher	LB	1985-95
Kevin Belcher	T	1987
Shawn Hollingsworth	T	1983
Kelvin Clark	T	1979-81
Henry Allison	T	1977
Martin Imhof	DE	1976
Stan Rogers	T	1975
Mike Askea	T	1973
Walter Barnes	DE	1969-71
Pat Matson	G	1966-67
Issac Lassiter	E	1962-64
Robert Konovsky	E	1961
Gordon Holz	DT	1960

74

Cornell Green	T	2004-05
Ephraim Salaam	T	2002-03
Evan Pilgrim	OL	1999
Harry Swayne	T	1997-98
Bill Schultz	T	1995
Harvey Salem	T	1991
Bill Lobenstein	DL	1987
Dan Remsberg	T	1986-87
Winford Hood	G	1984-85
Jerry Baker	T	1983
Andy Maurer	T	1977
Scott Parrish	OT	1976
Mike Current	T	1967-75
Lee Bernet	T	1965-66
Frank Atkinson	DE	1964
Gordon Holz	DT	1960-63

75

Adam Meadows	T	2006
Monsanto Pope	DT	2002-05
Brian Habib	T	1993-97
Rulon Jones	DE	1980-88
Kit Lathrop	DE	1979
Bill Bain	T	1976, 1978
Ed Smith	DE	1973-75
Rick Sharp	T	1972
Roger Shoals	T	1971
Rex Mirich	DE	1967-69
Eldon Danenhauer	T	1960-65

76

Kenard Lang	DE	2006
Broderick Thompson	T	1995-96
Kirk Scrafford	T	1993-94
Ken Lanier	T	1981-92
Tom Neville	T	1978
Randy Moore	DT	1976
Tom Drougas	T	1974
Steve Coleman	DE	1974
Tom Domres	DT	1971-72
Gordon Lambert	LB	1968
Bob Breitenstein	T	1965-67
Harold Olson	T	1963-64
Jack Mattox	T	1961
William Yelverton	E	1960
William Danenhauer	E	1960

77

Dwayne Carswell	G	2005
Tony Jones	T	1997-2000
Karl Mecklenburg	LB	1983-94
Greg Boyd	DE	1980-82
Lyle Alzado	DE	1971-78
Alden Roche	DE	1970
Larry Cox	DT	1968
Jim Thompson	DT	1965
Dick Guesman	T/K	1964
Anton Peters	T	1963
Jack Mattox	T	1962
Carl James Carpenter	G	1960-61

78

Matt Lepsis	T	1998-2006
Larry Jackson	DE	1995
Don Maggs	T	1993-94
Archie Harris	OL	1987
Winford Hood	G	1986-88
Rich Stachowski	DE	1983
Brian Clark	T	1982
Bruce Radford	DE	1979
Marv Montgomery	T	1971-76
Ken Criter	LB	1969-70
Jim White	DE	1976
Tom Cichowski	T	1968-69
Marvin Davis	DT	1966
Leroy Moore	DE	1964-65

79

Steve Herndon	G	2001-03
Chris Banks	G	1998-99
Jumpy Geathers	DT	1996
Dave Widell	G	1990-94
Stefan Humphries	G	1987-88
Steve Bryan	LB/DE	1987
Barney Chavous	DE	1973-85
Carter Campbell	DE	1971
John Gonzaga	G	1966

80

Rod Smith	WR	1995-2006
Tony Kimbrough	WR	1993-94
Mark Jackson	WR	1986-92
Shane Swanson	WR	1987
Ray Alexander	WR	1984
Rick Upchurch	WR	1975-83
Jerry Simmons	WR	1971-74
Tom Buckman	TE	1969
Jimmy Jones	WR	1968
Dan LaRose	DE	1966
Ed Cooke	DE	1964-65
Ron Nery	E	1963
Tom Rychlec	E	1963

81

Charlie Adams	WR	2004-06
Chris Cole	WR	2003
Keith Poole	WR	2001
Scottie Montgomery	WR	2000
Andre Cooper	WR	1999-2000
Patrick Jeffers	WR	1997
Todd Kinchen	WR	1996
Mike Pritchard	WR	1994-95
Barry Rose	WR	1993
Kitrick Taylor	WR	1993
Shannon Sharpe	WR	1990-91
Steve Watson	WR	1979-87
Bob Adams	TE	1975
Billy Masters	TE	1970-74
Dave Washington	TE	1968
Max Leetzow	DE	1965-66
Bill Jessup	E	1960

82

Stephen Alexander	TE	2005-06
Adrian Madise	WR	2003-04
Kevin Kasper	WR	2001-02
Billy Miller	WR/TE	1999-2000
Marcus Nash	WR	1998-99
David Gamble	WR	1997
Patrick Jeffers	WR	1996
Vance Johnson	WR	1985-93, 1995
Tony Kimbrough	WR	1993
Laron Brown	WR	1987
Zach Thomas	WR	1983-84
Orlando McDaniel	WR	1982
Larry Brunson	WR	1980
Jack Dolbin	WR	1975-79
Otto Stowe	WR	1974
Dwight Harrison	WR	1971-72
Dave Pivec	TE	1969
Robert Scarpitto	WR/P	1962-67

83

Mike Leach	TE/LS	2003-06
Scottie Montgomery	WR	2001-02
Travis McGriff	WR	1999-2001
Justin Armour	WR	1998
Willie "Flipper" Anderson	WR	1997
Anthony Miller	WR	1994-96
Melvin Bonner	WR	1993
Michael Young	WR	1989-92
Sam Graddy	WR	1987-88
Rick Massie	WR	1987
John Sawyer	TE	1983-84
Wade Manning	WR	1981-82
Jim Whalen	TE	1970-71
Dave Washington	TE	1968
Ray Jacobs	DT	1963-66
Don Joyce	E	1962
John Pyeatt	HB	1960

84

Javon Walker	WR	2006
Wesley Duke	TE	2005
Shannon Sharpe	TE	1992-99, 2002-03
Chris Cole	WR	2000-01
Ricky Nattiel	WR	1987-91
Clint Sampson	WR	1983-86
Vince Kinney	WR	1978-79
John Schultz	WR	1976-77
Gene Washington	WR	1973
Rod Sherman	WR	1972
Mike Haffner	E	1968-70
Lou Andrus	LB	1967
Jason Franci	E	1966
Jim Thibert	LB	1965
Matt Snorton	TE	1964
Jack Hill	HB	1961
Albert Day	T	1960

85

Chad Mustard	TE	2006
Ashley Lelie	WR	2002-05
Phil McGeoghan	WR	2001
Eddie Kennison	WR	2001
Chafie Fields	WR	2000
Robert Brooks	WR	2000
Chris Doering	WR	1999
Willie Green	WR	1997-98
Jeff Wilner	TE	1995
Derek Russell	WR	1991-94
Tim Stallworth	WR	1990
Chris Woods	WR	1989
Rick Massie	WR	1987-88
Joey Hackett	TE	1986
Mike Barber	TE	1985
Don Summers	TE	1984-85
Ron Egloff	TE	1977-83
John Mosier	TE	1971
Tom Beer	TE	1967-69
Larry Jordan	LB	1962
James Greer	E	1960

86

Patrick Hape	TE	2001-04
Byron Chamberlain	TE	1995-2000
Jeff Campbell	WR	1994
Arthur Marshall	WR	1992-93
Barry Johnson	WR	1991
Chris Verhulst	TE	1990
Pat Kelly	TE	1988
Mitch Andrews	TE	1987
Butch Johnson	WR	1984-85
Dean Barnett	TE	1983
Emery Moorehead	WR	1980
John Schultz	WR	1978
Marv Frazier	WR	1973-75
Jim Krieg	WR	1972
Jerry Hendren	WR	1970
Bobby Moten	TE	1968
Stan Fanning	DE	1964
Don Carothers	E	1960

87

David Kircus	WR	2006
Ed McCaffrey	WR	1995-2003
Cedric Tillman	WR	1992-94
Paul Green	TE	1989
Pat Kelly	TE	1989
Jason Johnson	WR	1988
Bobby Micho	RB	1986-87
Jim Wright	TE	1980-85
Bill Larson	TE	1980
Bob Moore	TE	1978

BRONCOS ALL-TIME NUMERICAL ROSTER, CONT.

Boyd Brown	TE	1974-76	94	Luther Elliss	DT	2004
John Hoffman	DE	1972		Luis Almanzar	DT	2003
Rich Jackson	DE	1967-72		Lional Dalton	DT	2002
Lionel Taylor	E	1960-66		Leon Lett	DT	2001
88				Keith Traylor	DT	1997-2000
Tony Scheffler	TE	2006		Jeff Robinson	DE	1993-96
Jeb Putzier	TE	2002-05		Jim Szymanski	DE	1991-92
Desmond Clark	TE	1999-2001		95		
Sir Mawn Wilson	WR	1997		Marco Coleman	DE	2005
Mike Sherrard	WR	1996		Anton Palepoi	DE	2004
Jerry Evans	TE	1993-95		Kavika Pittman	DE	2000-02
Russell Payne	TE	1987		Paul Grasmanis	DT	1999
Clarence Kay	TE	1984-91		Marvin Washington	DE	1998
Riley Odoms	TE	1972-83		Michael Dean Perry	DT	1995-97
Al Denson	FL	1964-70		Alphonso Taylor	DT	1993
Eugene Prebola	E	1961-63		Jeroy Robinson	LB	1990
Pat Epperson	E	1960		Steve Bryan	LB/DE	1987-88
89				Tim Joiner	LB	1987
Nate Jackson	TE	2005-06		96		
Dwayne Carswell	TE	1994-2004		Michael Myers	DT	2005-06
Reggie Johnson	TE	1991-93		Dorsett Davis	DT	2002-04
Kerry Locklin	TE	1987		Harald Hasselbach	DE	1994-2000
Orson Mobley	TE	1986-90		Kenny Walker	DE	1991-92
Keli McGregor	TE	1985		Jake McCullough	DE	1989-90
Dave Logan	WR	1984		97		
Clay Brown	TE	1983		Demetris Veal	DT	2004-06
Gordon Bowdell	WR	1971		Keith Washington	DE	2001-02
John Embree	WR	1969-70		Mike Lodish	DE	1995-2000
Andre White	TE	1967		Darren Drozdov	DT	1993-94
Max Wettstein	E	1966		Karl Mecklenburg*	LB	1992
Gary Henson	E	1964		Bruce Klostermann	LB	1987-89
Bill Groman	HB	1963		*wore #97 for one game, at Los Angeles (11/22/92)		
Kenneth Carpenter	E	1960		98		
90				Courtney Brown	DE	2005-06
Kenny Peterson	DE	2006		Reggie Hayward	DE	2001-04
Darius Holland	DT	2003-04		Maa Tanuvasa	DT/DE	1995-2000
Jerry Johnson	DT	2000-01		Ted Washington	NT	1994
Neil Smith	DE	1997-99		Ricky Hunley	LB	1984-87
Dan Williams	DE	1993-96		99		
Ron Holmes	DE	1989-92		Raylee Johnson	DE	2004
Freddie Gilbert	DE	1986-88		Daryl Gardener	DT	2003
91				Montae Reagor	DE	1999-2002
Ebenezer Ekuban	DE	2005-06		Seth Joyner	LB	1998
Chester McGlockton	DT	2001-02		David Richie	DT	1997
Alfred Williams	DE	1996-99		Shane Dronett	DT	1992-95
Troy Wilson	DE	1995		David Galloway	DE	1990
Willie Oshodin	DE	1992-95		Shawn Knight	NT	1988
Warren Powers	DE	1989-91		Ray Woodard	DE	1987
Jeff Tupper	DL	1987		Players For Whom Uniform Numbers Are Not Available		
92				Leo Reed	T	1961
Elvis Dumervil	DE	2006		Harold Smith	T	1960
Marco Coleman	DE	2004		Hugh Smith	E	1962
Bertrand Berry	DE	2001-03		Harold Williams	HB	1961
Lester Archambeau	DE	2000				
Dave Wyman	LB	1994-95				
Ron Geater	DE	1992				
Alphonso Carreker	DE	1989, 91				
93						
Antwon Burton	DT	2006				
Trevor Pryce	DE/DT	1997-2005				
James Jones	DE	1995				
Ronnie Haliburton	LB	1990-92				

BRONCOS ALL-TIME PRACTICE SQUAD ROSTER

List includes players who spent time on the practice/developmental squad since its creation in 1989.

Key: *Made a team's 53-man roster during a season; **Became a starter in his NFL career; †Made at least one Pro Bowl; **Current players.**

A				Bucky Greeley	C	Penn State	1996
Joe Abdullah	RB	Pacific	1997	Louis Green*	LB	Alcorn State	2003-04
Charlie Adams*	WR	Hofstra	2002-03	Paul Green*	TE	USC	1989
Jeremy Akers	G	Notre Dame	1999	Reggie Green	G	Florida	1996
Curtis Alexander	RB	Alabama	1998	H			
Luis Almanzar*	DT	Southwest Missouri St.	2003	Andre Hall	RB	South Florida	2006
B				Ken Hall	T	Fresno State	1994
Jamie Baisley	LB	Indiana	2000	Ricky Hall	WR	Virginia Tech	2001
Chris Banks*	G	Kansas	1997	Darrell Hamilton*	T	North Carolina	1989
Santonio Beard	RB	Alabama	2004	Olaf Hampel	OL	No college	1993
Scott Beavers*	OL	Georgia Tech	1990	Atnaf Harris	WR	Cal State Northridge	2003
Thump Belton*	FB	Syracuse	2006	Herb Haygood*	WR	Michigan State	2002
Randy Bierman	OL	Illinois	1997	Pat Hegarty	QB	Texas-El Paso	1989
Jon Blackman	T	Purdue	2000	Brad Henke*	NT	Arizona	1989
Ronnie Bradford**	CB	Colorado	1993	Kelly Herndon**	CB	Toledo	2001
Kris Briggs	RB	Southern Methodist	2004	Steve Herndon*	G	Georgia	2000
Cyrus Brown*	DT	Western Illinois	2001	Chris Howard*	RB	Michigan	1998
DeAuntae Brown	CB	Central State (Ohio)	2000	Rob Hunt	C/G	North Dakota State	2005-06
Greg Brown	S	Texas	2001	Robert Hunt	G/T	Virginia	1999
Jonathan Brown	DE	Tennessee	1999	J			
Keith Brown	RB	UCLA	2000	Corey Jackson*	DE	Nevada	2005
Josh Buhl	LB	Kansas State	2005	Larry Jackson*	DE	Texas A&M	1995
Joe Burch*	C	Texas Southern	1994	Nate Jackson*	TE/WR	Memlo College	2003
Bryce Burnett	TE	San Jose State	1995	Shane Jasper	LB	UCLA	1995
Hillary Butler*	LB	Washington	1997-98	Barry Johnson*	WR	Maryland	1991
C				Jim Johnson	T	Michigan State	1992
Steve Cargile*	S	Columbia	2006	Kyle Johnson**	FB	Syracuse	2003
Dwayne Carswell†	TE	Liberty	1994	Chris Jones	S	Clemson	1999
Byron Chamberlain†	TE	Wayne State	1995	John Jones	G	Kansas	1996
Tyson Clabo*	G	Wake Forest	2004	K			
Brian Clark*	WR	North Carolina State	2006	John Kacherski*	LB	Ohio State	1992
Darius Clark*	S	Duke	2000-01	Doug Karczewski	G	Virginia	1999
Cedric Cobbs*	RB	Arkansas	2005	Kliff Kingsbury*	QB	Texas Tech	2005
George Coghill*	S	Wake Forest	1997	L			
Karon Coleman*	RB	Stephen F. Austin	2000	Michael Lies	T	Kansas	2001
Andre Cooper*	WR	Florida State	1998	M			
Curume Cox*	S	Maryland	2004-05	Matt Mauck*	QB	Louisiana State	2004
Romar Crenshaw	WR	S.E. Oklahoma State	2004	Grant Mattos*	WR	USC	2004
D				Viliami Maumau*	DT	Colorado	1998-99
David Diaz-Infante*	C/G	San Jose State	1995	Ryan McCoy	LB	Houston	1994
Matt Dominguez*	WR/TE	Sam Houston State	2001	Paris McCurdy	LB	Ball State	1990
Kevin Drake	WR	Alabama-Birmingham	2000	Phil McGeoghan*	WR	Maine	2001
Wesley Duke*	TE	Mercer	2005	Bryant McNeal	DE	Clemson	2004
E				Jeff Mickel	OL	Eastern Washington	1989
Nick Eason*	DT	Clemson	2004	Billy Miller**	WR/TE	USC	1999
Jamal Ellis	CB	Duke	1995-96	Brandon Miree*	RB	Pittsburgh	2005
Paul Ernster*	K/P	Northern Arizona	2005	Scottie Montgomery*	WR	Duke	2000-01
Blake Ezor*	RB	Michigan State	1990	Jason Moore*	S	San Diego State	1999
F				Shawn Moore*	QB	Virginia	1991
John Feugill	T	Maryland	2000-01	Mark Murray*	LB	Florida	1991
Dan Finn	G	Northern Arizona	1998	Chris Myers*	C/G	Miami (Fla.)	2005
Mark Flythe	DE	Penn State	1992	N			
John Paul Foschi*	TE	Georgia Tech	2004	Tom Nalen†	C	Boston College	1994
G				Damien Nash*	RB	Missouri	2006
Tom Gallagher	OL	Washington	1994	Doug Nienhuis	T	Oregon State	2006
David Gamble*	WR	New Hampshire	1997	Tori Noel	S	Tennessee	1998
George Gause	DE	South Carolina	2005	O			
Ron Geater*	NT	Iowa	1992	Scot Osborne	TE	William & Mary	2001
Don Gibson	NT	USC	1991	Willie Oshodin*	DE	Villanova	1992
Cory Gilliard	S	Ball State	1997				
Amon Gordon*	DL	Stanford	2006				

BRONCOS ALL-TIME PRACTICE SQUAD ROSTER, CONT.

P			
Brent Parkinson	OL	USC	1991
Preston Parsons*	QB	Northern Arizona	2006
Erik Pears**	T	Colorado State	2005
Marcus Price	T	Louisiana State	1996
Greg Primus	WR	Colorado State	1993

R			
Antwaun Rogers	CB	Purdue	2005
D.J. Renteria	DT	New Mexico	2004
Chase Raynock	T	Montana	2000
Frank Rice	WR	Colorado State	2002
Barry Rose*	WR	Wisc.-Stevens Point	1993
Glenn Rountree	G	Clemson	1999

S			
Blaine Saipaia*	C	Colorado State	2003
Ron Sancho	LB	Louisiana State	1989
Cecil Sapp*	RB	Colorado State	2003-04
Jason Scukanec	C	Brigham Young	2002
Josh Sewell	C/G	Nebraska	2004
Jeff Shoate*	CB	San Diego State	2006
Rod Smith†	WR	Missouri Southern	1994
Donnie Spragan**	LB	Stanford	2001
Tim Stallworth*	WR	Washington State	1990
Deon Strother*	RB	USC	1994
John Sullins*	LB	Alabama	1992
Jason Suttle*	CB	Wisconsin	1999-2000
Justin Swift*	TE	Kansas State	1999
Jashon Sykes**	LB	Colorado	2002

ALL-TIME PRACTICE SQUAD ROSTER, BY YEAR

List includes players who spent time on the practice/developmental squad since its creation in 1989.

Key: *Made a team's 53-man roster during a season; **Became a starter in his NFL career; †Made at least one Pro Bowl.

1989			
Paul Green*	TE	USC	
Darrell Hamilton	T	North Carolina	
Pat Hegarty	QB	Texas-El Paso	
Brad Henke	NT	Arizona	
Jeff Mickel	OL	Eastern Washington	
Ron Sancho	LB	Louisiana State	
Wayne Williams	RB	Florida	

1990			
Scott Beavers*	OL	Georgia Tech	
Blake Ezor	RB	Michigan State	
Paris McCurdy	LB	Ball State	
Tim Stallworth*	WR	Washington State	

1991			
Don Gibson	NT	USC	
Barry Johnson*	WR	Maryland	
Shawn Moore*	QB	Virginia	
Mark Murray*	LB	Florida	
Brent Parkinson	OL	USC	

1992			
Mark Flythe	DE	Penn State	
Ron Geater*	NT	Iowa	
Jim Johnson	T	Michigan State	
John Kacherski*	LB	Ohio State	
Willie Oshodin*	DE	Villanova	
John Sullins*	LB	Alabama	
Cedric Tillman*	WR	Alcorn State	

T			
Maa Tanuvasa**	DL	Hawaii	1995
Cedric Tillman*	WR	Alcorn State	1992
Mark Thomas	TE	North Carolina State	2001
Marvin Thomas	DE	Memphis	1998
Brad Trout	S	Valdosta State	1999

V			
Bradlee Van Pelt*	QB	Colorado State	2004
Cameron Vaughn	LB	Louisiana State	2006
Tony Veland*	S	Nebraska	1996

W			
Larry Wallace	WR	USC	1996
Edwin Watson	RB	Purdue	1999
Chris Watton	G	Baylor	2002-03
Jason Watts	C	Kentucky	1999
Austin Wheatley	TE	Iowa	2001
Paul Wiggins	T	Oregon	1999
Brandon Williams	CB	Michigan	2003
Clarence Williams	TE	Washington State	1993
Kevin Williams	RB	UCLA	1993
Wayne Williams	RB	Florida	1989
Sir Mawn Wilson*	WR	Syracuse	1997

Y			
Phil Yeboah-Kodie	LB	Penn State	1996
Chris Young*	S	Georgia Tech	2002

1993			
Ronnie Bradford**	CB	Colorado	
Olaf Hampel	OL	No college	
Greg Primus	WR	Colorado State	
Barry Rose*	WR	Wisconsin-Stevens Point	
Clarence Williams	TE	Washington State	
Kevin Williams	RB	UCLA	

1994			
Joe Burch	C	Texas Southern	
Dwayne Carswell†	TE	Liberty	
Tom Gallagher	OL	Washington	
Ken Hall	T	Fresno State	
Ryan McCoy	LB	Houston	
Tom Nalen†	C	Boston College	
Rod Smith†	WR	Missouri Southern	
Deon Strother*	RB	USC	

1995			
Bryce Burnett	TE	San Jose State	
Byron Chamberlain†	TE	Wayne State	
David Diaz-Infante*	C/G	San Jose State	
Jamal Ellis	CB	Duke	
Larry Jackson*	DE	Texas A&M	
Shane Jasper	LB	UCLA	
Maa Tanuvasa**	DL	Hawaii	
Phil Yeboah-Kodie	LB	Penn State	

ALL-TIME PRACTICE SQUAD ROSTER, BY YEAR, CONT.

1996			
Joe Abdullah	RB	Pacific	
Jamal Ellis	CB	Duke	
Bucky Greeley	C	Penn State	
Reggie Green	G	Florida	
John Jones	G	Kansas	
Marcus Price	T	Louisiana State	
Tony Veland*	S	Nebraska	
Larry Wallace	WR	USC	

1997			
Chris Banks*	G	Kansas	
Randy Bierman	OL	Illinois	
Hillary Butler	LB	Washington	
George Coghill*	S	Wake Forest	
David Gamble*	WR	New Hampshire	
Cory Gilliard	S	Ball State	
Sir Mawn Wilson*	WR	Syracuse	

1998			
Curtis Alexander	RB	Alabama	
Hillary Butler	LB	Washington	
Andre Cooper*	WR	Florida State	
Dan Finn	G	Northern Arizona	
Chris Howard*	RB	Michigan	
William Maumau*	DT	Colorado	
Tori Noel	S	Tennessee	
Marvin Thomas	DE	Memphis	

1999			
Jeremy Akers	G	Notre Dame	
Jonathan Brown	DE	Tennessee	
Robert Hunt	G/T	Virginia	
Chris Jones	S	Clemson	
Doug Karczewski	G	Virginia	
William Maumau*	DT	Colorado	
Billy Miller**	WR/TE	USC	
Jason Moore*	S	San Diego State	
Glenn Rountree	G	Clemson	
Jason Suttle*	CB	Wisconsin	
Justin Swift*	TE	Kansas State	
Brad Trout	S	Valdosta State	
Edwin Watson	RB	Purdue	
Jason Watts	C	Kentucky	
Paul Wiggins	T	Oregon	

2000			
Jamie Baisley	LB	Indiana	
Jon Blackman	T	Purdue	
DeAuntae Brown	CB	Central State (Ohio)	
Keith Brown	RB	UCLA	
Darius Clark*	S	Duke	
KaRon Coleman*	RB	Stephen F. Austin	
Kevin Drake	WR	Alabama-Birmingham	
John Feugill	T	Maryland	
Steve Herndon*	G	Georgia	
Scottie Montgomery*	WR	Duke	
Jason Suttle*	CB	Wisconsin	

2001			
Cyron Brown*	DT	Western Illinois	
Greg Brown	S	Texas	
Darius Clark*	S	Duke	
Matt Dominguez*	WR/TE	Sam Houston State	
John Feugill	T	Maryland	
Ricky Hall	WR	Virginia Tech	
Kelly Herndon**	CB	Toledo	
Michael Lies	T	Kansas	
Phil McGeoghan*	WR	Maine	
Scottie Montgomery*	WR	Duke	

Scot Osborne	TE	William & Mary
Donnie Spragan**	LB	Stanford
Mark Thomas	TE	North Carolina State
Austin Wheatley	TE	Iowa

2002			
Charlie Adams*	WR	Hofstra	
Herb Haygood*	WR	Michigan State	
Frank Rice	WR	Colorado State	
Jason Scukanec	C	Brigham Young	
Jashon Sykes**	LB	Colorado	
Chris Watton	G	Baylor	
Chris Young*	S	Georgia Tech	

2003			
Charlie Adams*	WR	Hofstra	
Luis Almanzar*	DT	Southwest Missouri St.	
Louis Green*	LB	Alcorn State	
Atnaf Harris	WR	Cal State Northridge	
Nate Jackson*	WR	Menlo College	
Kyle Johnson**	FB	Syracuse	
Blaine Saipaia*	C	Colorado State	
Cecil Sapp*	RB	Colorado State	
Chris Watton	G	Baylor	
Brandon Williams	CB	Michigan	

2004			
Santonio Beard	RB	Alabama	
Kris Briggs	RB	Southern Methodist	
Tyson Clabo*	G	Wake Forest	
Curome Cox*	CB	Maryland	
Romar Crenshaw	WR	S.E. Oklahoma State	
Nick Eason*	DT	Clemson	
John Paul Foschi*	TE	Georgia Tech	
Louis Green*	LB	Alcorn State	
Grant Mattos	WR	USC	
Matt Mauck*	QB	Louisiana State	
Bryant McNeal	DE	Clemson	
D.J. Renteria	DT	New Mexico	
Cecil Sapp*	RB	Colorado State	
Josh Sewell	C/G	Nebraska	
Bradlee Van Pelt*	QB	Colorado State	

2005			
Josh Buhl	LB	Kansas State	
Cedric Cobbs*	RB	Arkansas	
Curome Cox*	S	Maryland	
Wesley Duke*	TE	Mercer	
Paul Ernster*	K/P	Northern Arizona	
George Gause	DE	South Carolina	
Rob Hunt	C/G	North Dakota State	
Corey Jackson*	DE	Nevada	
Kliff Kingsbury*	QB	Texas Tech	
Brandon Mirre*	RB	Pittsburgh	
Chris Myers*	C/G	Miami (Fla.)	
Erik Pears**	T	Colorado State	
Antwaun Rogers	CB	Purdue	

2006			
Thump Belton*	FB	Syracuse	
Steve Cargile*	S	Columbia	
Brian Clark*	WR	North Carolina State	
Amon Gordon*	DL	Stanford	
Andre Hall	RB	South Florida	
Rob Hunt	G/C	North Dakota State	
Damien Nash*	RB	Missouri	
Doug Nienhuis*	T	Oregon State	
Preston Parsons*	QB	Northern Arizona	
Jeff Shoate*	CB	San Diego State	
Cameron Vaughn	LB	Louisiana State	

HISTORICAL HIGHLIGHTS

1959

AUGUST 14 — First American Football League organizational meeting held in Chicago. Denver, with Bob Howsam as its principal owner, named as a charter member along with New York, Dallas, Los Angeles, Minneapolis and Houston. **NOVEMBER 22** — First player selection draft held through 32 rounds. Denver's first pick is Roger LeClerc, center, Trinity. **DECEMBER 1** — Dean Griffing named general manager of the Broncos.

1960

JANUARY 1 — Frank Filchock named first head coach of the Broncos. **JANUARY 30** — Denver placed in AFL's western division with Dallas, Oakland and Los Angeles. **JULY** — First Bronco training camp opens at Colorado School of Mines. **SEPTEMBER 9** — After losing all five pre-season games, the Broncos become the first AFL victor when they defeat the Patriots in Boston in history's first AFL game, 13-10. Attendance — 21,597. **OCTOBER 2** — Broncos play first home game in Bears Stadium, defeat Oakland, 31-14, before crowd of 18,372. **DECEMBER** — Offensive End Lionel Taylor, Defensive Tackle Bud McFadin and Safety Goose Gonsoulin all named to first official all-AFL team.

1961

MAY 26 — Bob and Lee Howsam, original principal owners of the Broncos, sell their stock to a new syndicate headed by Cal Kunz and Gerry Phipps. **JUNE 1** — Cal Kunz named president and operating head of Empire Sports. **DECEMBER** — Lionel Taylor sets professional record with 100 pass receptions for season. Taylor and Bud McFadin named to all-AFL team. **DECEMBER** — Frank Filchock released as Broncos head coach.

1962

FEBRUARY 1 — Jack Faulkner hired as Broncos head coach. **JULY 1** — Dean Griffing released as Broncos general manager. Faulkner named to dual post as head coach and general manager. **JULY** — Public burning ceremony of Broncos' notorious vertically striped socks at Broncos' intra squad game. **DECEMBER** — Jack Faulkner named coach of the year in AFL. Gene Mingo set professional field goal record of 27 in a season. Eldon Danenhauer, Lionel Taylor, Goose Gonsoulin and Bob Zeman named to the official all-AFL team.

1963

DECEMBER — Billy Joe named AFL rookie of the year. Goose Gonsoulin only Bronco to make the all-AFL team. Lionel Taylor wins fourth consecutive pass receiving title.

1964

JANUARY — Broncos and Jets complete historic nine-player trade, largest ever made in the AFL. Broncos send Gene Prebela, Wahoo McDaniel, Gordy Holz and Bob Zeman to Jets for Dick Guesman, Ed Cooke, Charlie Janerette, Jim Price and Sid Fournet. **OCTOBER 4** — Jack Faulkner released as head coach. **OCTOBER 5** — Mac Speedie accepts appointment as interim head coach. **DECEMBER 12** — Mac Speedie named head coach. **DECEMBER** — Jim Fraser wins third consecutive punting title. Willie Brown named to all-AFL team.

1965

FEBRUARY 15 — Gerald and Allan Phipps purchase 52 percent of the stock of Empire Sports, thus giving them virtually 100 percent ownership and saving the Bronco franchise for Denver. **MARCH 5** — Record sale of 941 season tickets in one day. **APRIL 1** — Season ticket drive goal of 20,000 sales reached. Figure to reach 22,000 by May 1. **MAY 17** — Allan Phipps named president of Empire Sports, Inc. Gerry Phipps re-named Chairman of the Board. **MAY 29** — Jim Burris, Bears general manager, named executive vice-president of Empire Sports. **DECEMBER 12** — Lionel Taylor makes the 500th catch of his career in game against Boston to become the first AFL player to top this figure. **DECEMBER** — Tackle Eldon Danenhauer, Split End Lionel Taylor and Fullback Cookie Gilchrist named to the all-AFL team. Lionel Taylor wins fifth pass receiving crown and Abner Haynes — wins league kickoff return championship.

1966

JUNE 8 — Merger of American and National Leagues announced. **SEPTEMBER 19** — Ray Malavasi named Head Coach of the Broncos. **DECEMBER** — John Bramlett, Goose Gonsoulin, Bob Scarpitto and Jerry Sturm chosen to play in AFL All-Star contest in January. **DECEMBER 19** — Lou Saban signs a 10-year contract as General Manager and Head Coach of the Denver Broncos.

1967

MARCH 1 — Broncos move to new suburban executive offices with adjacent practice field and locker room facilities for both preseason and regular season training. **MARCH 17** — Metropolitan Denver voters turn down stadium bond issue, but Bronco fans immediately organize for fund raising drive to improve Bears Stadium and keep Broncos in Denver. **MAY 17** — Floyd Little, Denver's No. 1 draft choice, signs with Broncos. Little becomes the first No. 1 choice to sign with Denver in the history of the club. **AUGUST 5** — Broncos defeat Detroit Lions 13-7 in pre-season game at DU for AFL's first win over the NFL. **AUGUST 15** — Quarterback Steve Tensi acquired from San Diego for first round draft choices in both 1968 and 1969. **DECEMBER** — Floyd Little paces AFL in punt returning with a 16.9 average. Bob Scarpitto repeats as punt leader with a 44.9 norm. Flanker Al Denson selected All League in player balloting.

1968

JANUARY — Flanker Al Denson, defensive tackle Dave Costa, center Larry Kaminski and cornerback Nemiah Wilson participate in AFL All-Star game. Lou Saban and staff coach the West stars. **FEBRUARY** — Civic drive to raise \$1.8 million ends successfully and City of Denver receives stadium as a gift after purchase of the facility from Empire Sports, Inc. by non-profit group. Construction begins on 16,000 seat upper deck that will raise capacity to 50,000 for 1968 season. **SEPTEMBER 21** — Broncos move into new administrative building at 5700 Logan Street. **DECEMBER 14** — Bears Stadium is officially re-named Denver Mile High Stadium.

1969

JANUARY 19 — Dave Costa, Rich Jackson and Floyd Little participate in AFL All-Star Game in Jacksonville, Florida. **DECEMBER** — Floyd Little and Rich Jackson named to first team All League. **DECEMBER** — Bill Thompson (rookie) tops AFL list in punt and kickoff returns, the first player in NFL history to ever hold both titles.

1970

JANUARY 17 — Rich Jackson, Dave Costa, Floyd Little, Mike Current and George Goeddeke play in All-Star game on West team. **SEPTEMBER** — Season ticket sale hits record number of 43,584. **DECEMBER 20** — Floyd Little gains 44 yards to win American Conference rushing title with 901 yards. It was first rushing crown and first season Little played in all 14 games.

1971

JANUARY — Richard Jackson named to official National Football League all-star team. **JANUARY** — Richard Jackson and Floyd Little make starting lineups for American Conference in first AFC-NFC Pro Bowl game. **MAY 12** — Broncos stop sale of season tickets at record 47,500. **OCTOBER 24** — Denver coach Lou Saban and Broncos down Cleveland 27-0. It was first time Browns were shut-out since 1952. It was also to be Saban's last victory as Bronco coach. **NOVEMBER 17** — Lou Saban resigns as head coach of Broncos, a position he had held for five years. Offensive line coach Jerry Smith is named interim head coach. Saban, in December, resigns as General Manager to return to Buffalo Bills as head coach. **DECEMBER 19** — Floyd Little compiles 79 yards against Raiders in Oakland to finish as pro football's top runner with 1,133 yards. Little also becomes first Bronco to rush for more than 1,000 yards in a season.

1972

JANUARY 5 — John Ralston, successful head coach at Stanford, is announced as Denver's new head coach. He later adds the title of General Manager. **MARCH 16** — For the first time in the history of Denver professional football, there will be no public sale of season tickets, it is reported. Season ticket holders renewed 46,500 of the 47,500 available season tickets, and further exercised their option for 8,000 additional tickets. **APRIL 5** — Long-time Rocky Mountain Empire Sports employee Earl Hartman dies of cancer. Hartman was Treasurer of Empire Sports and Business Manager of the Broncos at the time of his death.

1973

MARCH 3 — Season ticket holders renew 47,800 of 48,000 season tickets to assure Denver again of having no public sale of season tickets. **OCTOBER 14** — Charley Johnson also becomes the 18th quarterback in pro football history to go over 20,000 yards lifetime as he connects for 214 yards plus three TDs to Haven Moses in a 48-20 win at Houston. **OCTOBER 22** — With "Orange Monday" banners waving, the Broncos perhaps play the most important game to date in the club's history against Oakland on national television. Denver comes back to knot the contest, 23-23, on a 35-yard field goal by Jim Turner. **NOVEMBER 25** — Denver defeats Kansas City, 14-10, to take over first place in the AFC West with three games to go. The win moves the Broncos to 6-3-2 — the six victories the second best mark ever for a Denver team to date. **DECEMBER 9** — Denver 42, San Diego 28! The Broncos are winners at last, as Denver clinches the team's seventh victory of the season, assuring the club of a winning record.

1974

JANUARY — Four Broncos — Floyd Little, Haven Moses, Riley Odoms and Paul Smith — are invited to play in the Pro Bowl. John Ralston is named AFC Coach of the Year for guiding Denver to its first winning season ever. Odoms is named All-Pro by NEA. **SEPTEMBER 10** — Denver voters pass a \$25 million bond issue to expand and improve Mile High Stadium to over 75,000 seats. The stadium was projected to be finished in time for the 1976 regular season. **SEPTEMBER 22** — The Broncos and the Pittsburgh Steelers play in the first regular season overtime game as a 35-35 score was present at the end of regulation play. Neither team scored in the sudden death period. **NOVEMBER 28** — Before a television audience estimated at 35 million, the Broncos riddle the Detroit Lions 31-27 on Denver's first Thanksgiving Day game in Detroit. **DECEMBER 8** — Denver assures itself of the team's second consecutive winning season and Otis Armstrong sets a single game rushing mark of 183 yards as the Broncos down Houston 37-14. **DECEMBER 15** — Otis Armstrong finishes the season with 1,407 yards and the NFL rushing title becoming one of a half dozen players ever to average more than 100 yards per game in pro football.

1975

JANUARY — Otis Armstrong and Riley Odoms represent the Broncos in the annual Pro Bowl game in Miami, Fla. **FEBRUARY** — Expansion of Mile High Stadium begins, which will provide 63,500 capacity for the 1976 season and an ultimate capacity of 75,000 in 1977. **DECEMBER 14** — Floyd Little winds up his career as the seventh all-time rusher in the NFL with 6,323 yards.

1976

JANUARY 26 — Tight end Riley Odoms and linebacker Randy Gradishar are the Broncos representatives in the Pro Bowl in New Orleans. **MARCH 28** — Quarterback Charley Johnson announces his retirement from the National Football League after a 15-year career. Johnson led the club to its first two winning seasons in 1973 and 1974. **JUNE 27** — Lyle Alzado is one of three finalists for the Man of the Year Award and Rick Upchurch is honored as the American Conference Offensive Rookie of the Year by the NFL Players Association. **SEPTEMBER 26** — Rick Upchurch ties an NFL record by returning two punts for touchdowns in a 44-13 win over the visiting Cleveland Browns. **OCTOBER 24** — Rick Upchurch ties an NFL record with his fourth punt return touchdown of the season in a 35-26 win over Kansas City. **NOVEMBER 7** — With two field goals and six extra points, Jim Turner becomes the fifth player in pro football history to surpass 1,200 points. **NOVEMBER 14** — Denver shuts out San Diego, 17-0, marking first time the team has recorded two shutouts in one season. Denver had shut out the Chargers 26-0 Oct. 3. **DECEMBER 12** — The Broncos stop Chicago, 28-14, for their ninth win of the season, highest total in Denver history. Otis Armstrong rushes for 116 yards to reach 1,008 for the season, his second 1,000-yard in his career. **DECEMBER 18** — Fred Gehrke, long-time Bronco administrator, is named general manager.

1977

JANUARY 17 — Rick Upchurch and Otis Armstrong are the Broncos participants in the annual AFC-NFC Pro Bowl in Seattle. **JANUARY 31** — John Ralston resigns as Head Coach of the Denver Broncos. **FEBRUARY 1** — Robert (Red) Miller, a former Bronco assistant coach, is named as the team's eighth head coach. **JUNE 12** — Lyle Alzado is named winner of the National Football League Players Association's Byron "Whizzer" White Award as the group's Man of the Year. **OCTOBER 16** — Pushing their season record to 5-0, the Broncos use seven interceptions and a touchdown pass to kicker Jim Turner to trounce the defending world champion Oakland Raiders, 30-7. **NOVEMBER 27** — In a showdown of the two best records in the NFL, the Broncos get a 73-yard interception return for a touchdown by Tom

HISTORICAL HIGHLIGHTS, CONT.

Jackson to dump Baltimore, 27-13, and run their record to 10-1. **DECEMBER 4** — With a 24-14 win at Houston the Broncos clinch a playoff berth, first in the club's history. Later in the day, the Broncos clinch the AFC Western Division championship when the Raiders fall to the Los Angeles Rams. **DECEMBER 18** — The Broncos lose to Dallas in the regular season finale, 14-6, but post the best record in the history of the franchise, 12-2, tied with Dallas for the best in the NFL. **DECEMBER 24** — Before the largest crowd ever to watch a sporting event in the state of Colorado, 75,011, the Broncos stop the Pittsburgh Steelers in the first round of playoff action, 34-21.

1978

JANUARY 1 — In a hard-fought game at Mile High Stadium, the Broncos dethrone the Raiders, 20-17, for the AFC championship and a trip to the Super Bowl in New Orleans. **JANUARY 15** — Broncos fall to the Cowboys, 27-10, in the Super Bowl. **JANUARY 23** — Lyle Alzado, Randy Gradishar, Tom Jackson, Billy Thompson and Louis Wright represent the Broncos in the Pro Bowl, the largest Denver contingent to date. **MARCH** — Only 143 season tickets are not renewed, a new all-time low. **DECEMBER 3** — Broncos win by 21-6 score at Oakland, holding the Raiders without a touchdown for the second time in the season, and moving within one game of AFC West crown. **DECEMBER 10** — Denver downs Kansas City, 24-3, winning second consecutive division championship, as QB Craig Morton goes 19-for-22 with 16 consecutive completions, both second best all-time NFL marks. **DECEMBER 30** — Denver loses in the playoffs to eventual Super Bowl champion Pittsburgh Steelers, 33-10.

1979

JANUARY 29 — Broncos are represented by an all-time high of seven players in the NFL Pro Bowl, including Lyle Alzado, Randy Gradishar, Tom Jackson, Riley Odoms, Bill Thompson, Rick Upchurch, and Louis Wright. **MARCH** — Only 161 season tickets are not renewed, virtually assuring the Broncos of their tenth consecutive sellout season. **NOVEMBER 11** — Rick Upchurch becomes the all-time pro football record holder in career punt return yardage. He set the record vs. New England, surpassing the late Emlen Tunnell's total of 2,209 yards. **DECEMBER 17** — Denver clinches a playoff berth for the third consecutive year. **DECEMBER 23** — Denver loses in wild card playoff game at Houston, 13-7.

1980

JANUARY 27 — The Broncos are represented in the Pro Bowl game by Randy Gradishar, Tom Jackson, Rick Upchurch, and Louis Wright. **MARCH** — Only 146 season tickets are not renewed for 1980, virtually assuring the club of its 11th consecutive sellout campaign. **OCTOBER 5** — Randy Gradishar returns interception 93 yards for a touchdown vs. Cleveland, the longest such return in team history and the NFL's longest for 1980 season. **OCTOBER 13** — Fred Steinfort kicks 57-yard field goal, tying record for third-longest kick in NFL history.

1981

JANUARY — Fred Steinfort is named by Pro Football Weekly as that publication's Golden Toe Award winner for the 1980 season, having tied for the league lead with 26 field goals. **FEBRUARY 25** — Edgar F. Kaiser, Jr. is introduced as the new owner of the Denver Broncos, having purchased the club from principal owners Gerald H. Phipps and Allan R. Phipps. **MARCH 10** — Grady Alderman is named new General Manager and Dan Reeves is named as the new Head Coach. **MARCH** — The Broncos are sold out for their 12th consecutive season. **SEPTEMBER** — Craig Morton throws four touchdown passes in each of two consecutive games, vs. Baltimore and San Diego, a first in franchise history. Wide receiver Steve Watson ties a team record with three touchdown receptions against the Colts on September 20. **NOVEMBER 22** — Watson catches a touchdown pass at Cincinnati to set a new team record with 13 TD catches in one season. **DECEMBER 20** — Watson gains 82 yards on receptions at Chicago, establishing a new Bronco single season mark with 1,244 reception yards. Individually, Morton set single season records for yards gained (3,213), yards passing (3,195), and average gain per play (8.37), while Watson led the AFC in reception yardage and in touchdown receptions (13).

1982

JANUARY 31 — The Broncos are represented in the Pro Bowl game by Randy Gradishar, Bob Swenson, Bill Thompson, and Steve Watson. **MARCH** — Only 49 season ticket accounts have not been renewed for 1982, virtually assuring the Broncos of their 13th consecutive sellout season in Mile High Stadium. **SEPTEMBER 21** — The NFL Players Association begins the first regular season strike in NFL history, resulting in the cancellation of games for eight consecutive weeks. **DECEMBER 3** — Hein Poulus is named Vice President and General Manager of the Broncos. **DECEMBER 19** — Rick Upchurch returns a punt 78 yards for a touchdown against Kansas City to tie the then all-time pro football record of eight career touchdowns on punt returns.

1983

JANUARY 3 — Final NFL statistics show Rick Upchurch as the NFL's punt return leader with a 16.1 average and Luke Prestridge as the league's leading punter with a 45.0 mark. **FEBRUARY 6** — The Broncos are represented in the Pro Bowl game by Randy Gradishar, Luke Prestridge, and Rick Upchurch. **MARCH 15** — Only 89 season ticket accounts have not been renewed for 1983, virtually assuring the Broncos of their 14th consecutive sellout season in Mile High Stadium. **MAY 2** — In the biggest trade in franchise history, Denver acquires quarterback John Elway, the first player taken in the NFL draft, and signs him to a five-year contract. **DECEMBER 11** — Elway throws three fourth quarter touchdown passes to erase a 19-0 deficit and lead the Broncos to a 21-19 playoff-clinching win over Baltimore. This marks the fourth Bronco appearance in playoff competition. **DECEMBER 24** — Denver loses the wild card game at Seattle, 31-7.

1984

JANUARY 29 — Randy Gradishar makes his seventh Pro Bowl appearance. Louis Wright also was named to the AFC Pro Bowl team but was unable to play because of a fractured finger. **MARCH** — Only 146 season ticket accounts have not been renewed for 1984, virtually assuring the Broncos of their 15th consecutive sellout season in Mile High Stadium. **MARCH 23** — Pat Bowlen is introduced as the new owner of the Denver Broncos, assuming the title of President and Chief Executive Officer. **NOVEMBER 18** — The Broncos beat Minnesota 42-21 for the club's 10th consecutive victory, a team record. John Elway tied a Denver record throwing five touchdown passes in the game. **DECEMBER 15** — Denver wins its 13th game of the season, the most in Bronco history, and captures the AFC West

crown with a 31-14 win over Seattle. Sammy Winder finishes the season with 1,153 yards rushing, and Steve Watson gains 1,170 yards receiving — the first time Denver has had 1,000-yard performers in both categories in the same season. **DECEMBER 30** — Pittsburgh defeats Denver 24-17 in a divisional playoff game.

1985

JANUARY 27 — Sammy Winder represents the Broncos in the NFL Pro Bowl. **FEBRUARY 18** — Owner Pat Bowlen names John Beake as General Manager and Dan Reeves as Vice President of the club. **MARCH** — Only 82 season ticket accounts have not been renewed for the 1985 season, virtually assuring the Broncos of their 16th consecutive sellout season in Mile High Stadium. **DECEMBER 20** — Denver beats Seattle 27-24 to close out the season at 11-5. The Broncos set season records with total yards (5,496) and total points (380). John Elway, who threw for 432 yards against Seattle, set Denver records in total offense (4,144 yards) and passing yards (3,891) for the season, and Karl Mecklenburg's 13 quarterback sacks also set a new Bronco standard.

1986

FEBRUARY 2 — The Broncos are represented by four players in the Pro Bowl — Rulon Jones, Karl Mecklenburg, Dennis Smith, and Louis Wright. **FEBRUARY 26** — Owner Pat Bowlen holds ground breaking ceremonies for 60 luxury Penthouse Suites to be built atop Mile High Stadium's fifth level. **MARCH** — Only 127 season ticket accounts have not been renewed for the 1986 season, virtually assuring the Broncos of their 17th consecutive sellout season in Mile High Stadium. **OCTOBER 12** — Broncos post a 31-14 win over San Diego to equal best start in team history with 6-0 record. **DECEMBER 13** — Denver, which had clinched AFC Western Division title by virtue of a Seattle win over Los Angeles the previous Monday night, clinched home field advantage for first playoff game by defeating Washington, 31-30. **DECEMBER 20** — Broncos conclude regular season play with second consecutive 11-5 record. Thirty-five individual and team records were set by the Broncos in 1986. DE Rulon Jones was named the AFC Defensive Player of the Year by UPI, and LB Karl Mecklenburg was named the AFC Player of the Year by the Football News.

1987

JANUARY 4 — The Broncos post a 22-17 playoff win over New England Patriots before 76,105, the largest crowd ever to watch a Denver home game. **JANUARY 11** — Broncos post a thrilling, 23-20 overtime win over the Cleveland Browns to win the AFC championship and earn a trip to Super Bowl XXI. **JANUARY 18** — A crowd of over 63,000 attends a Mile High Stadium rally before the team's departure for Pasadena. **JANUARY 25** — The Broncos lose to the New York Giants by a 39-20 score in Super Bowl XXI, a game watched by 101,063 at the Rose Bowl and played before a national television audience of 127,000,000. In addition, the game was televised live in 53 other nations. **JANUARY 26** — More than 100,000 fans welcome Broncos home in parade through downtown Denver. **FEBRUARY 1** — Six Broncos play in the Pro Bowl game, including Keith Bishop, John Elway, Rulon Jones, Karl Mecklenburg, Dennis Smith, and Sammy Winder. **MARCH** — Only 58 season ticket accounts have not been renewed for the 1987 season, virtually assuring the Broncos of their 18th consecutive sellout season in Mile High Stadium, longest sellout streak in the AFC and second longest in the NFL. **AUGUST 9** — The Broncos lose 28-27 to the Los Angeles Rams in American Bowl '87, a preseason game played in storied Wembley Stadium in London, England. **SEPTEMBER 22** — The NFL Players Association goes on strike, resulting in the cancellation of games for the weekend of Sept. 28. **OCTOBER 4** — Denver loses 40-10 to Houston in the first of three "replacement" games. **NOVEMBER 29** — Denver grabs a 31-17 win over San Diego in the 400th game for both franchises. The contest also marks Dan Reeves' 100th game as the Broncos' head coach. **DECEMBER 27** — The Broncos win their third AFC West title in four years after shutting out San Diego 24-0 in a blizzard. Denver finishes the season with a 10-4-1 record, the only team in the NFL to post eight 10-win seasons since 1977. Quarterback John Elway is named NFL Most Valuable Player by AP.

1988

JANUARY 10 — The Broncos advance to the AFC Championship Game with a 34-10 victory over Houston before 75,968 in Mile High Stadium. **JANUARY 17** — Denver becomes the first AFC team to win consecutive conference championships since Pittsburgh of 1978-79 by defeating Cleveland 38-33. The game garnered a 91 television share in the Denver area, believed to be an all-time national viewing high. **JANUARY 31** — The Broncos lose to Washington 42-10 in Super Bowl XXII in San Diego Jack Murphy Stadium. **FEBRUARY 6** — Three players represent Denver in the Pro Bowl Game; Keith Bishop, John Elway, and Karl Mecklenburg. **MARCH** — The Broncos are virtually assured of their 19th consecutive sellout campaign as just 91 season ticket accounts are not renewed for the 1988 campaign. **JUNE 3** — The Broncos acquire future Hall of Fame RB Tony Dorsett from the Dallas Cowboys in exchange for a future draft choice. The 1988 campaign will be Dorsett's 12th in pro football. **SEPTEMBER 26** — RB Tony Dorsett eclipses Jim Brown to become the second leading rusher in pro football history, trailing only Walter Payton. **DECEMBER 17** — The Broncos close out the season with a 21-10 win over New England and a disappointing 8-8 record, marking the end of Denver's two-year reign as AFC champions. QB John Elway concludes the season with 3,309 yards passing and 234 rushing to become the first player in football history to have four consecutive years with more than 3,000 passing yards combined with more than 200 rushing yards. Dorsett finishes the year second to Payton among football's all-time rushing leaders with 12,739 yards.

1989

JANUARY 29 — Punter Mike Horan is the Broncos' lone representative in the AFC-NFC Pro Bowl Game. **APRIL** — The Broncos conclude season ticket renewals and waiting list additions for 1989, virtually assuring the team of its 20th consecutive sellout campaign at Mile High Stadium. **NOVEMBER 26** — The Broncos clinch their third AFC West title in four seasons after a 41-14 victory at home against Seattle. **DECEMBER 16** — Denver wraps up home field advantage for the AFC Playoffs with 37-0 win at Phoenix.

1990

JANUARY 7 — The Broncos advance to the AFC Championship Game with a come-from-behind 24-23 win over Pittsburgh. **JANUARY 14** — The Broncos become the only AFC team to win three conference titles in the 1980s with a 37-21 victory over Cleveland in the AFC Championship Game. **JANUARY 28** — Denver loses 55-10 to San Francisco in Super Bowl XXIV in the New Orleans Superdome. **FEBRUARY 4** — Three players represent the Broncos in the Pro Bowl; Kicker David Treadwell, nose tackle Greg Kragen and safety Dennis Smith. Linebacker Karl Mecklenburg was selected to start in the game but could not participate because of a knee injury suffered in the Super Bowl. **FEBRUARY 26** — The National Football League announces that the Broncos will face Seattle in an Aug. 4 preseason game in Tokyo, Japan. **MARCH 5** — The Paul D. Bowlen Memorial Broncos Centre opens in southeast Denver, housing all

HISTORICAL HIGHLIGHTS, CONT.

of the team's office and training facilities. **AUGUST 5** — The Broncos defeat the Seattle Seahawks by a score of 10-7 in American Bowl '90, played before a sellout audience in the Tokyo Dome in Tokyo, Japan. The game marks Denver's second appearance in an international game, having played the Los Angeles Rams in London in a 1987 American Bowl contest. **NOVEMBER 22** — The Broncos drop a 40-27 game to the Detroit Lions in the Lions' annual Thanksgiving Day contest, marking Denver's fifth appearance in a Thanksgiving Day game, including four in Detroit and one in Denver (a 46-45 loss to the New York Titans in 1962). **DECEMBER 30** — Running back Bobby Humphrey finishes the season with 1,202 rushing yards, becoming one of just 10 backs to rush for over 1,000 yards in each of their first two NFL seasons. Mike Horan leads the entire NFL in punting (44.4) and in net punting average (38.9). The Broncos also boast the NFL's kickoff return leader in Kevin Clark who posts a 25.3 average.

1991

FEBRUARY 3 — Safeties Steve Atwater and Dennis Smith, along with running back Bobby Humphrey, appear in the AFC-NFC Pro Bowl game in Honolulu, Hawaii. It is the first appearance each for Atwater and Humphrey. **JULY 27** — The Broncos lose 14-3 to Detroit in the Hall of Fame Game played in Canton, Ohio. Former Broncos assistant coach Stan Jones is inducted into the Hall of Fame. **SEPTEMBER 1** — Denver records its biggest opening day win ever with a 45-14 pounding of Cincinnati. **DECEMBER 8** — A 17-7 win at Cleveland clinches a playoff berth for the Broncos. **DECEMBER 22** — Denver closes out the regular season at 12-4 and wins the AFC West title for the fifth time in eight years.

1992

JANUARY 4 — The Broncos overcome a 21-6 deficit to defeat Houston 26-24 in an AFC Divisional Playoff Game. The winning field goal was set up by a drive that began at the Denver two. The Broncos converted two fourth down plays to keep the possession alive. **JANUARY 12** — Despite a sterling effort by Denver's defense, the Broncos fall 10-7 to Buffalo in the AFC Championship Game. The Bills' high-powered offense managed just 213 yards and 12 first downs in the game. **FEBRUARY 2** — Running back Gaston Green, linebacker Karl Mecklenburg, and safeties Steve Atwater and Dennis Smith represent the Broncos in the Pro Bowl. **MARCH** — The Broncos conclude season ticket renewals and waiting list additions for 1992, virtually assuring the franchise of its 23rd consecutive sellout season. Denver is also named a participant in American Bowl '92, to be played in Berlin. **AUGUST 15** — The Broncos lose to the Miami Dolphins, 31-27, in American Bowl '92 in Berlin's Olympic Stadium. **DECEMBER 28** — Denver Broncos President Pat Bowlen announces that the franchise will not renew the contract of Dan Reeves, thus creating a coaching vacancy in Denver for the first time since 1981. Reeves ends his Denver career with a record of 116-78-1.

1993

JANUARY 25 — Wade Phillips is hired as the 10th head coach in Broncos history, signing a three-year contract as head coach after four seasons as the Broncos' defensive coordinator. **MAY** — The Broncos conclude their season ticket sales, guaranteeing the 24th consecutive sellout campaign at Mile High Stadium. **DECEMBER** — Quarterback John Elway is named AFC Most Valuable Player (UPI, Kansas City 101 Club, Football News) after his best pro season, in which he led the AFC in rating (92.8), attempts (551), completions (348), completion percentage (63.2), touchdowns (25), and yards (4,030).

1994

JANUARY 9 — The Broncos return to the playoffs as a Wild Card team, dropping a 42-24 first round game to the Los Angeles Raiders at the Los Angeles Memorial Coliseum. The wild card playoff game marked Denver's ninth nationally televised game of the 1993 season, bringing the Broncos' eight-year total (1986-93) to 84 national television dates. **FEBRUARY 6** — The Broncos are represented in the AFC-NFC Pro Bowl game by quarterback John Elway, tight end Shannon Sharpe, linebacker Karl Mecklenburg, and safeties Steve Atwater and Dennis Smith. **MARCH** — The Broncos and Raiders are named to oppose each other in an American Bowl '94 Game in Barcelona. The Broncos thus join San Francisco as the only two teams to have been asked to represent the NFL in London, Tokyo, Berlin, and Barcelona. **MAY** — The Broncos conclude season ticket renewals and waiting list additions for 1994, leading to an anticipated 25th consecutive season of sellouts at Mile High Stadium.

1995

JANUARY 31 — Mike Shanahan is hired as the 11th head coach in Broncos history. Shanahan, a Denver assistant coach from 1984-87 and 1989-91, signed a seven-year contract as head coach after spending the previous three years in San Francisco, where he served as offensive coordinator. **FEBRUARY 5** — The Broncos are represented in the annual AFC-NFC Pro Bowl by safety Steve Atwater, quarterback John Elway and offensive tackle Gary Zimmerman. Tight end Shannon Sharpe was also selected but did not play. **MARCH** — The Broncos are selected to face San Francisco in an American Bowl '95 Game in Tokyo, joining the 49ers and Dallas as the only NFL teams to participate in five American Bowl Games. **MAY** — The Broncos conclude season ticket renewals and waiting list additions for 1995, leading to an anticipated 26th consecutive season of sellouts at Mile High Stadium. **AUGUST 5** — The Broncos defeat San Francisco 24-10 in the American Bowl in Tokyo, Japan. **NOVEMBER 5** — John Elway passes for 256 yards in a 38-6 Broncos home win over Arizona to surpass the 40,000-yard passing plateau, just the seventh player in pro football history to accomplish that feat. **NOVEMBER 19** — KOA play-by-play announcer Larry Zimmer calls his 500th Broncos game as a member of the KOA broadcast team, as Denver defeats San Diego 30-27. **DECEMBER 10** — Broncos running back/kick returner Glyn Milburn tallies an NFL-record 404 all-purpose yards in a 31-27 loss to Seattle at Mile High Stadium. He surpassed Billy Cannon's previous record of 373 yards, set 35 years prior to the day (12/10/61). Milburn racked up 131 rushing yards, 45 receiving yards, 133 yards on kickoff returns and 95 yards on punt returns. **DECEMBER 24** — The Broncos close the season with a 31-28 win at Oakland, and establish franchise single-season records in seven different offensive categories: points scored (388), total yards (6,040), avg. gain per play (5.70), avg. gain per rush (4.53), touchdown passes (27, tie), passing yards (4,045) and first downs passing (205).

1996

FEBRUARY 4 — Denver is represented in the annual AFC-NFC Pro Bowl in Honolulu by safety Steve Atwater, kicker Jason Elam, running back/kick returner Glyn Milburn, wide receiver Anthony Miller and tight end Shannon Sharpe. Tackle Gary Zimmerman was selected but did not play because of injury. **MAY** — The Broncos conclude season ticket renewals and waiting list additions for 1996, leading to an anticipated 27th consecutive season of sellouts at Mile High Stadium. **OCTOBER 20** — Terrell Davis sets a franchise record with 194 rushing yards in a 45-34 win over the Baltimore Ravens. **DECEMBER 1** — The Broncos win the AFC West and clinch home-field advantage for the playoffs with a 34-7 win over Seattle. The win is also Denver's ninth consecutive, the second-longest streak in franchise history. **DECEMBER 15** — John Elway becomes the winningest quarterback in NFL history with a 24-19 defeat of Oakland, the 126th of his career. The win also secures a perfect 8-0 home record for the season, for just the second time in franchise history. **DECEMBER 22** — Elway becomes just the third player in NFL history to pass for over 45,000 yards in a career. Terrell Davis wins the AFC rushing crown with a then franchise-record 1,538 yards, while also posting franchise bests in carries (345), rushing touchdowns (13) and total touchdowns (15). The team ties for the NFL's best record (13-3; ties for best in franchise history) and ranks first in the league in total offense and rushing offense, as well as fourth in total defense, including a No. 1 mark against the run. Franchise records are set for points scored (391), highest average gain per rush (4.5; tie with '95 team), fewest rushing yards allowed (1,331) and fewest rushing first downs allowed (67). **DECEMBER 26** — Terrell Davis is named NFL Offensive Player of the Year by the Associated Press, and joins three other Broncos as first-team All-Pro performers: Shannon Sharpe, Alfred Williams and Gary Zimmerman.

1997

JANUARY 4 — Denver hosts its first playoff game since Jan. 4, 1992, as the Jacksonville Jaguars come to Mile High Stadium for an AFC Divisional Playoff contest. **FEBRUARY 2** — Denver is represented in the annual AFC-NFC Pro Bowl in Honolulu by safety Tyrone Braxton, running back Terrell Davis, defensive tackle Michael Dean Perry, linebacker Bill Romanowski, tight end Shannon Sharpe and defensive end Alfred Williams. Safety Steve Atwater, quarterback John Elway and tackle Gary Zimmerman are also selected but do not play in the game because of injury. **FEBRUARY 4** — The Broncos unveil new uniforms featuring the traditional Broncos orange with a navy blue, and a new helmet logo that features a powerful, dynamic Bronco. The helmet is blue, with the horse done in white with orange highlights. **MARCH** — The Broncos are selected to face Miami in an American Bowl '97 contest in Mexico City, Mexico. The appearance marks the Broncos' sixth in an American Bowl, tying the club with San Francisco for most in the NFL since American Bowl games began being played in 1985. **MAY** — The Broncos conclude season ticket renewals and waiting list additions for 1997, leading to an anticipated 28th consecutive season of sellouts at Mile High Stadium. **AUGUST 4** — Denver and Miami meet in Mexico City, Mexico, in an American Bowl '97 contest, won by the Dolphins, 38-19, at Estadio Guillermo Canedo. **SEPTEMBER 21** — Running back Terrell Davis sets a franchise record by rushing for 215 yards in a 38-20 win over Cincinnati at Mile High Stadium. He is named AFC Offensive Player of the Week, en route to an AFC Player of the Month award for September. **OCTOBER 6** — Denver defeats New England 34-13 in a Monday Night battle of the league's two remaining unbeaten, representing the furthest into a season that two undefeated teams have met on *Monday Night Football*. Linebacker John Mobley is named AFC Defensive Player of the Week in recognition of his 15-tackle effort that included an interception return for a touchdown. **OCTOBER 26** — The Broncos defeat the Bills 23-20 in overtime at Buffalo's Rich Stadium, a mere 15 hours after arriving in Buffalo, due to a severe snowstorm that dumped more than a foot of snow on the Denver area, with drifts piled several feet higher in some areas. The Broncos' chartered flight leaves Denver 10 hours late, at 8 p.m. (MT) Saturday, Oct. 25, after an ordeal that involves numerous players' vehicles being stranded in snow-drifts trying to reach the team buses at Broncos headquarters. Several players make their way to headquarters by way of snowmobiles after being picked up by citizens. **NOVEMBER 2** — John Elway sets two milestones and earns AFC Offensive Player of the Week honors on this day as the Broncos defeat Seattle 30-27 at Mile High Stadium. With 252 passing yards, Elway moves past Fran Tarkenton into second-place all-time in NFL passing yardage, and his 276 total yards make him just the third player in NFL history to top the 50,000-yard plateau. He will later be named NFL Offensive Player of the Month for November. **NOVEMBER 9** — Cornerback Darrien Gordon ties an NFL record by returning two punts for touchdowns in the same quarter, a feat previously accomplished just twice in NFL history. His scoring returns of 82 and 75 yards in the first quarter staked Denver to a 14-0 lead en route to a 34-0 defeat of Carolina. The two touchdown returns in a game also tie Rick Upchurch's franchise record, while his 168 punt return yards set a new franchise standard, as Gordon wins AFC Special Teams Player of the Week honors. **DECEMBER 21** — Denver closes its regular season with a 38-3 victory over San Diego to secure its second consecutive undefeated regular season at home, only the third NFL team to do so since the schedule expanded to 16 games in 1978. The Broncos set new franchise records by posting nine double-digit victories in one season and scoring more than 30 points in nine different games. **DECEMBER 27** — The Broncos defeat Jacksonville 42-17 in an AFC Wild Card Game at Mile High Stadium to record their first playoff victory since Jan. 4, 1992. In the game, Denver sets club postseason records for rushing yards (310), total yards (511), rushing attempts (49), points in a quarter (21; 4th quarter), total points (42), first downs (28), rushing first downs (18) and third-down efficiency (75%). Terrell Davis rushes for a club postseason record 184 yards, and is complemented by Derek Loville's 103 yards rushing, making Denver just the third team in NFL postseason history to post two 100-yard rushers in the same game. Denver's 40:59 of possession time and 310 rushing yards both rank as the fifth-highest totals ever in an NFL playoff game. Instrumental in the performance is the offensive line, which, as a unit, is named NFL Offensive Player of the Week. It marks just the second time in NFL history—and first in the postseason—that an Offensive Line is named Player of the Week.

1998

JANUARY 4 — Denver wins a road playoff game for only the second time in franchise history by defeating the Chiefs 14-10 in an AFC Divisional Playoff Game at Kansas City's Arrowhead Stadium. **JANUARY 11** — The Broncos win their fifth AFC Championship — and win on the road for the second consecutive week in the playoffs — by topping the Steelers 24-21 at Pittsburgh's Three Rivers Stadium. The win makes Denver just the fifth Wild Card team to advance to the Super Bowl since the Wild Card format was adopted in 1970. **JANUARY 25** — The Broncos claim their first World Championship with a 31-24 victory over defending champion Green Bay in Super Bowl XXXII at Qualcomm Stadium in San Diego. The Broncos become the first team from the American Football Conference in 14 years to win the Super Bowl and only the second Wild Card team ever to do so. Running back Terrell Davis sets a Super Bowl

HISTORICAL HIGHLIGHTS, CONT.

record with 29 rushing touchdowns to claim the Pete Rozelle Award as the game's Most Valuable Player. Davis finishes with 157 yards rushing and ties the Super Bowl record for total touchdowns (3) and points scored (18). The game marks the first time in Super Bowl history that each team scored a touchdown on its first possession, and the Broncos become just the fourth team in Super Bowl history to score on each of their first three possessions. **JANUARY 27** — An estimated 650,000 fans gather in downtown Denver for a victory parade and rally to honor the World Champion Denver Broncos. The parade follows a route along 17th street, from Wynkoop to Broadway, and then along Broadway for several blocks before working its way to the steps of the Denver City and County Building, where a rally is held. Broncos owner Pat Bowlen, head coach Mike Shanahan, quarterback John Elway, running back Terrell Davis, Colorado Governor Roy Romer and Denver Mayor Wellington Webb address the sea of Broncos fans who pack the grounds in front of the stage, and Elway and Davis are honored with street signs bearing their names. **FEBRUARY 1** — The Broncos are represented in the annual AFC-NFC Pro Bowl in Honolulu by running back Terrell Davis, center Tom Nalen, tight end Shannon Sharpe and defensive end Neil Smith. Quarterback John Elway is also selected but opts not to play in the game due to injury. **APRIL 22** — Colorado Governor Roy Romer signs into law SB 171, a bill authorizing voters to decide upon a ballot issue that would appropriate tax money to partially fund a new football stadium in Denver. **MAY** — The Broncos conclude season ticket renewals and waiting list additions for 1998, leading to an anticipated 29th consecutive season of sellouts at Mile High Stadium. **JUNE 5** — Broncos players and coaches receive their Super Bowl rings in a private ceremony at team headquarters. **JUNE 16** — The Denver Broncos travel to Washington, D.C. for a special ceremony in which they are honored by President Bill Clinton at the White House for their victory in Super Bowl XXXII. Terrell Davis delivers to the President a Broncos jersey number "1" with "Clinton" on the back. **SEPTEMBER 21** — The Denver Broncos and San Diego Chargers are selected to play the first NFL game in Australia, an American Bowl '99 contest, Sun., Aug. 8, at Stadium Australia at Homebush Bay in Sydney. **OCTOBER 25** — Broncos kicker Jason Elam ties a 28-year old NFL record by making a 63-yard field-goal attempt vs. Jacksonville at Mile High Stadium. The record-tying kick comes in the final seconds of the first half, in a game won by the Broncos, 37-24. **NOVEMBER 3** — Denver-area voters approve a ballot issue to appropriate tax money to partially fund a new football stadium in Denver. The Broncos would begin play in the new stadium at the beginning of the 2001 season. **NOVEMBER 22** — Broncos quarterback John Elway becomes just the second player in NFL history to compile 50,000 yards passing during a career, joining Miami's Dan Marino. Elway reaches the plateau on a 5-yard completion to wide receiver Willie Green in the first quarter of a 40-14 win over Oakland at Mile High Stadium. **NOVEMBER 29** — The Broncos clinch the AFC West division title for the ninth time in franchise history with a 31-16 win at San Diego. **DECEMBER 6** — The Broncos tie an NFL record by winning their 18th game in a row (regular and postseason combined), a 35-31 comeback defeat of Kansas City at Mile High Stadium. The only other teams to date to win 18 consecutive games are Chicago (1933-34 and 1941-42), Miami (1972-73) and San Francisco (1989-90). The win also gave the Broncos a 13-0 record to begin the season, tied for second-best in NFL history. The 1972 Miami Dolphins went undefeated through a 14-game schedule, while the 1934 Chicago Bears started 13-0. **DECEMBER 27** — The Broncos close the regular season with a 14-2 record, best in franchise history, by virtue of a 28-21 win over Seattle. It marked the third consecutive season in which the club went undefeated at home, joining just three other teams in NFL history to accomplish the feat, and the first since the 16-game schedule was instituted in 1978. In the game, Terrell Davis rushes for 178 yards to finish with 2,008 for the season, and 6,413 for his career, overtaking Floyd Little (6,323) as the club's all-time leading rusher. He becomes just the fourth player in NFL history to rush for more than 2,000 yards in a season, joining Eric Dickerson (2,105 in 1984), Barry Sanders (2,053 in 1997) and O.J. Simpson (2,003 in 1973), and also sets Broncos single-season records for rushing attempts (392), rushing touchdowns (21), touchdowns (23), points scored (138), total yards from scrimmage (2,225) and 100-yard games (11). Davis is named NFL Most Valuable Player by the Associated Press, and is a unanimous All-NFL selection, along with tight end Shannon Sharpe. The Broncos set franchise single-season records for rushing touchdowns (26), passing touchdowns (32), total touchdowns (62), points scored (501), first downs (347), rushing yards (2,468), total yards (6,092), highest avg. gain per play (5.9), PATs made (58) and attempted (59) and punting average (46.2).

1999

JANUARY 9 — Denver defeats Miami 38-3 in an AFC Divisional Playoff Game at Mile High Stadium, to win its fifth consecutive postseason contest. It is Denver's largest winning margin in the postseason, and the team sets postseason defensive records for rushing yards (14), rushing avg. (1.1) and points (3) allowed. Terrell Davis' 199 rushing yards represent the fourth-highest single-game total in NFL postseason history. **JANUARY 17** — Denver defeats the New York Jets 23-10 in the AFC Championship Game at Mile High Stadium to reserve its sixth Super Bowl trip, an AFC record. The Broncos erase a 10-0 third-quarter deficit by scoring 20 points in the period to win going away. **JANUARY 31** — Denver defeats Atlanta 34-19 in Super Bowl XXXIII at Pro Player Stadium in Miami, Fla., to claim its second consecutive World Championship. Denver becomes just the sixth franchise in league history to win back-to-back Super Bowls, joining Green Bay (Super Bowls I and II), Miami (VII and VIII), Pittsburgh (IX and X; XIII and XIV), San Francisco (XXIII and XXIV) and Dallas (XXVII and XXVIII). John Elway is named Most Valuable Player of Super Bowl XXXIII, passing for 336 yards and a touchdown, and rushing for another score. Terrell Davis (102 yds.) sets an NFL record by rushing for 100 yards in his seventh consecutive postseason contest, and fullback Howard Griffith rushes for two touchdowns. Rod Smith's 80-yard touchdown reception from Elway stands as the second-longest play from scrimmage in Super Bowl history, defensive tackle Mike Lodish sets an NFL record by playing in his sixth Super Bowl (4 with Buffalo, 2 with Denver). Cornerback Darrien Gordon's 108 yards on two interception returns establish a Super Bowl record, and also make him the Super Bowl career leader for interception-return yards. **FEBRUARY 1** — The Broncos return to Denver from Miami and are greeted by an estimated 375,000 fans lining a parade route that takes the team through downtown, along Broadway, to a rally at Civic Center Park. From the steps of the Denver City and County Building, Broncos players and coaches thank the fans for their support and share the victory with them. Broncos owner Pat Bowlen, head coach Mike Shanahan, quarterback John Elway, running back Terrell Davis, Colorado Governor Bill Owens and Denver Mayor Wellington Webb address the crowd. **FEBRUARY 7** — The Broncos are represented in the annual AFC-NFC Pro Bowl in Honolulu by a franchise-record 10 players: safety Steve Atwater, running back Terrell Davis, kicker Jason Elam, quarterback John Elway, tackle Tony Jones, wide receiver Ed McCaffrey, center Tom Nalen, linebacker Bill Romanowski, guard Mark Schlereth and tight end Shannon Sharpe. Davis and Sharpe are unable to play

in the game due to injury. **APRIL 10** — Chinese Premier Zhu Rongji visits the Paul D. Bowlen Memorial Broncos Centre as part of a nine-day U.S. tour to promote trade with China. The Premier requested the visit as one of the highlights of his trip, and said, "It is a pleasure to visit the home of the Broncos. They are the champions of American football." **MAY** — The Broncos conclude season ticket renewals and waiting list additions for 1999, leading to an anticipated 30th consecutive season of sellouts at Mile High Stadium. **MAY 2** — John Elway announces his retirement in a press conference at the Inverness Hotel and Golf Club in Englewood. **JUNE 6** — Broncos players, coaches and staff receive their Super Bowl rings in a private ceremony followed by a party at the Broadmoor in Colorado Springs, Colo. **AUGUST 7** — Denver defeats San Diego 20-17 in American Bowl '99 at Stadium Australia, in Sydney, Australia, site of the 2000 Summer Olympics. It is the first NFL game played on the Australian continent. **SEPTEMBER 13** — John Elway is inducted into the Denver Broncos Ring of Fame in a ceremony held at halftime of Denver's season-opening Monday Night game vs. Miami. He is the 16th inductee into the prestigious group — the first since 1993 (Louis Wright) — and the first for whom the traditional five-year waiting period is waived. Elway's familiar No. 7 is also retired on this night, assuring that the number he wore for 16 brilliant seasons will never be worn again by a Bronco. **SEPTEMBER 26** — Broncos tight end Shannon Sharpe becomes the leading receiver in franchise history, catching five passes for 39 yards against Tampa Bay at Raymond James Stadium, to surpass the previous standards held by Lionel Taylor (543-6,872). Sharpe finishes the day at 547 receptions and 6,897 yards. **OCTOBER 3** — Kicker Jason Elam becomes the Broncos' all-time leading scorer, surpassing Jim Turner (742 points) in Denver's game vs. the New York Jets at Mile High Stadium. Elam's seven points (2 field goals, 1 PAT) raise his career total to 748 points. **OCTOBER 17** — Denver has two players post 100 or more receiving yards in the same game for the first time in franchise history, as Byron Chamberlain (123 yards) and Ed McCaffrey (116) both top the century mark in Denver's 31-10 defeat of Green at Mile High Stadium. **DECEMBER 19** — Denver linebacker Glenn Cadrez returns a fumble 37 yards for a touchdown in overtime to lift the Broncos over the Seattle Seahawks, 36-30. It is just the second overtime game in NFL history to be decided by a fumble return for a touchdown. In the contest, Jason Elam became the franchise's all-time leader in successful PATs and attempted field goals, passing Jim Turner in both categories.

2000

JANUARY 2 — Running back Olandis Gary sets franchise rookie rushing record by finishing the 1999 season with 1,159 yards on 276 carries. Also, wide receiver Rod Smith tops the 1,000-yard receiving mark for the third consecutive season—a franchise record—and rookie return man Chris Watson sets a franchise single-season record for kick-off returns (48) in Denver's season-fine vs. San Diego at Mile High Stadium. **FEBRUARY 6** — The Broncos are represented at the annual AFC-NFC Pro Bowl in Honolulu by center Tom Nalen, defensive tackle Trevor Pryce and fullback/special teams player Detron Smith. **MAY** — The Broncos conclude season ticket renewals and waiting list additions for 2000, leading to an anticipated 31st consecutive season of sellouts at Mile High Stadium. **SEPTEMBER 10** — The Broncos begin their final season of play at Mile High Stadium with a 42-14 win over Atlanta before a crowd of 75,466, in the home opener. **SEPTEMBER 17** — Broncos rookie running back Mike Anderson becomes just the ninth player in NFL history to rush for more than 100 yards in each of his first two NFL games, picking up 187 in a win at Oakland. He had 131 the previous week vs. Atlanta. **NOVEMBER 13** — Denver defeats Oakland 27-24 in the final *Monday Night Football* game at Mile High Stadium, on a 41-yard field goal by Jason Elam as time expired. Overall, the Broncos were 16-6 in the 22 Monday Night games played at Mile High, from 1973-2000. **NOVEMBER 19** — The Broncos improve to 7-4 with the second largest fourth quarter comeback in franchise history, overcoming a 34-17 deficit to beat the San Diego Chargers 38-37. Quarterback Gus Frerotte, replacing the injured Brian Griese, broke Frank Tripucka's 38-year old franchise passing record (447) with 462 passing yards and tied the team record with five touchdown passes. **DECEMBER 3** — Mike Anderson rushes for 251 yards in a 38-23 win at New Orleans to set an all-time NFL rookie rushing record for a single game. He also broke the franchise single-game rushing mark by posting the fourth best rushing day by any player in NFL history, and set a Broncos record with four touchdowns in the game. Jason Elam also set an NFL record, converting his 304th consecutive point-after attempt, breaking Norm Johnson's previous record of 303. **DECEMBER 23** — The Broncos play their final game ever at Mile High Stadium, defeating San Francisco 38-9 before the second largest crowd in the stadium's history, 76,098. It was the largest crowd ever for a Broncos regular season game, and those in attendance were treated to an outstanding performance from the home team on this historic day. The Broncos set franchise single-season records for passing yards (4,243) and total yards (6,554), with the latter figure ranking fifth in NFL history. Ed McCaffrey and Rod Smith each hit the 100-catch mark for the season—just the second pair of teammates to do so in the same season in NFL history—with McCaffrey (101) breaking Lionel Taylor's 39-year old franchise record (100), while Smith ties it. Smith shatters the club record with 1,602 receiving yards for the season. Running back Mike Anderson sets franchise rookie rushing records with 1,487 yards and 15 touchdowns for the season.

2001

FEBRUARY 4 — The Broncos are represented at the annual AFC-NFC Pro Bowl in Honolulu by quarterback Brian Griese, center Tom Nalen, defensive tackle Trevor Pryce and wide receiver Rod Smith. Griese and Nalen are unable to play because of injuries. **MAY** — The Broncos conclude season ticket renewals and waiting list additions for 2001, leading to an anticipated 32nd consecutive season of home sellouts, in their first season at INVESCO Field at Mile High. **AUGUST 25** — The Broncos play their first preseason game at INVESCO Field at Mile High, vs. the New Orleans Saints, winning 31-24. **SEPTEMBER 10** — The Broncos officially christen INVESCO Field at Mile High with a season-opening 31-20 win over the New York Giants on *Monday Night Football*. The game is marred only by the broken left leg suffered by wide receiver Ed McCaffrey and further put out of the spotlight the next morning by the terrorist attacks on the United States. **SEPTEMBER 23** — Wide receiver Rod Smith sets a team record with 14 receptions in a 38-17 win at Arizona. **OCTOBER 7** — Cornerback Deltia O'Neal ties an NFL record by becoming the 18th player in league history (19th time) to intercept four passes in one game, in Denver's 20-6 defeat of Kansas City at INVESCO Field at Mile High. He joins former Broncos Austin "Goose" Gonsoulin (1960) and Willie Brown (1964) on that list. **NOVEMBER 5** — Kicker Jason Elam became one of just 30 players in NFL history to score 1,000 career points, converting four field goals in a 38-28 loss at Oakland on *Monday Night Football*. His second field goal also accounted for the 20,000th point scored in the history of *Monday Night Football*. **NOVEMBER 22** — The Broncos defeat the Dallas Cowboys 26-24 at Texas Stadium on Thanksgiving Day, marking the club's first Thanksgiving Day appearance since 1990.

HISTORICAL HIGHLIGHTS, CONT.

2002

JANUARY 28 — Ted Sundquist is promoted to general manager after six years as director of college scouting. **FEBRUARY 4** — The Broncos are represented in the annual AFC-NFC Pro Bowl in Honolulu by tight end Dwayne Carswell, kicker Jason Elam, linebacker/special teams player Ian Gold, cornerback Deltha O'Neal, defensive tackle Trevor Pryce, wide receiver Rod Smith and linebacker Al Wilson. Pryce and Smith are unable to play because of injuries. **MAY** — The Broncos conclude season ticket renewals and waiting list additions for 2002, leading to an anticipated 33rd consecutive season of home sellouts. **OCTOBER 20** — Tight end Shannon Sharpe sets an NFL record for a tight end and a franchise receiving record with 214 receiving yards on 13 receptions, including two touchdowns, in Denver's 37-34 come-from-behind overtime win at Kansas City. **DECEMBER 15** — Rookie running back Clinton Portis ties a Broncos record by becoming just the second player in franchise history to score four touchdowns in a game. He scores three times by rush and once receiving in Denver's 31-24 win over Kansas City at INVESCO Field at Mile High. **DECEMBER 29** — Running back Clinton Portis closes his rookie season with a 228-yard rushing effort in a win vs. Arizona at INVESCO Field at Mile High to finish the season with a franchise rookie-record 1,508 rushing yards, the fifth-best rushing season by a rookie in NFL history. His 228 rushing yards tie for the best effort in the NFL in 2002 and tie him for the fourth-most by a rookie in a single game in NFL history. Additionally, Portis' two touchdowns on the day give him 17 for the season (15 rushing, 2 receiving), tied for third-most by a rookie in NFL history. For the season he also posts the second-best yards-per-carry average (5.52) for a rookie in league history.

2003

JANUARY 7 — Running back Clinton Portis is named NFL Offensive Rookie of the Year by the Associated Press. He is the third Bronco to be named either offensive or defensive Rookie of the Year, joining running back Mike Anderson (2000) and linebacker Mike Croel (1991). **JANUARY 20** — Larry Coyer is promoted from linebackers coach to defensive coordinator. **FEBRUARY 2** — The Broncos are represented in the annual AFC-NFC Pro Bowl in Honolulu by defensive end Trevor Pryce and linebacker Al Wilson. **MARCH 17** — The Broncos announce that the club will hold training camp in 2003 at its permanent facility in Dove Valley, in suburban Denver after 21 years at the University of Northern Colorado in Greeley. **APRIL 18** — Construction begins at the Broncos' Dove Valley training complex on a third outdoor practice field, to feature a FieldTurf™ artificial surface. **MAY** — The Broncos conclude season ticket renewals and waiting list additions for 2003, leading to an anticipated 34th consecutive season of home sellouts. **JUNE 10** — Crews begin to install FieldTurf™ surface on new third practice field, initiating a two-week installation process. **JULY 24** — The Broncos open training camp at the Paul D. Bowlen Memorial Broncos Centre, the first training camp to be held at the team's permanent training facility in suburban Denver. **NOVEMBER 16** — Wide receiver Rod Smith returns a punt 65 yards for a touchdown vs. San Diego. Coupled with Deltha O'Neal's 57-yard punt return for a score in the Broncos previous game vs. New England (Nov. 3), the Broncos become the first team in NFL history to have a different player return a punt for a touchdown in back-to-back games. **DECEMBER 14** — Jason Elam scores his 1,300th career point, reaching that milestone in fewer games than any player in NFL history (170). **DECEMBER 21** — The Broncos defeat Indianapolis 31-17 at the RCA Dome in an ESPN-televvised Sunday night game to clinch the organization's first playoff berth since the 2000 season. In the game, Rod Smith passes Terrell Davis (8,887 yards) for most career total yards from scrimmage by a Bronco, and Shannon Sharpe passes Henry Ellard (814) for ninth place on the all-time NFL receptions list.

2004

JANUARY 31 — John Elway is elected to the Pro Football Hall of Fame in his first year of eligibility, becoming the first Bronco in the Hall to have played his entire career with the team. Elway joins Bob Brown, Carl Eller and Barry Sanders in the Hall of Fame's Class of 2004, with enshrinement scheduled for August 8, 2004. **FEBRUARY 8** — The Broncos are represented in the annual AFC-NFC Pro Bowl in Honolulu by center Tom Nalen, running back Clinton Portis and linebacker Al Wilson. **MID-FEBRUARY** — Construction begins on a \$4 million renovation and expansion project to upgrade the team's headquarters, the Paul D. Bowlen Memorial Broncos Centre, in suburban Denver. Included in the project is a new strength and conditioning center that houses the team's weight room, an indoor conditioning area and a new home for the field-maintenance department. The new weight room is approximately 9,000 square feet in size, nearly three times the size of the previous weight room. Also included in the renovation project is an expanded training room and a cafeteria that seats approximately 120. **MAY** — The Broncos conclude season ticket renewals and waiting list additions for 2004, leading to an anticipated 35th consecutive season of home sellouts. **JULY** — The \$4 million renovation and expansion of the team's permanent training facility is completed in time for the opening of training camp. **SEPTEMBER 24** — Mike Shanahan completes a decade with the Broncos, becoming one of an elite group of coaches to post 100 wins in their first 10 seasons with one club. His 100th win was a 23-13 triumph over San Diego. **OCTOBER 10** — Reuben Droughns' 193 rushing yards against Carolina mark the most by a Broncos player in his first start at running back and the ninth-highest regular-season game total in franchise history (10th most in any game). **NOVEMBER 7** — After a three-catch, 29-yard, one-touchdown performance against Houston, WR Rod Smith passes Shannon Sharpe to become the franchise leader in receptions, and touchdown receptions passing Sharpe's totals of 675 and 55 respectively. **DECEMBER 5** — K Jason Elam, in his 184th outing, against San Diego becomes the fastest NFL player to eclipse the 1,400-point plateau, reaching the milestone faster than Nick Lowery's mark of 203 contests. **DECEMBER 25** — On Christmas night, the Broncos defeated the Tennessee Titans 37-16 in Nashville, earning Shanahan his 100th regular season win as Broncos head coach.

2005

JANUARY 2 — QB Jake Plummer brings his final season passing-yards total to a franchise record 4,089 yards in the regular-season finale against Indianapolis. In the same game, he tied John Elway's franchise record with 27 touchdown passes in a single season. Linebacker D.J. Williams became just the second rookie in franchise history to lead the team in tackles, the first since Tom Graham paced the team with 91 stops in 1972. The Broncos' offense yielded a franchise-low 15.0 sacks in 2004, the third-fewest in the NFL for the year. The team earned its second consecutive trip to the postseason. **FEBRUARY 13** — Newcomers S John Lynch and CB Champ Bailey both play in the Pro Bowl. **MARCH** — The renovation of the locker room at the team's headquarters, the Paul D. Bowlen Memorial Broncos Centre, is complete. **MAY** — The Broncos conclude season ticket renewals and waiting list additions for 2005, leading to an anticipated 36th consecutive season of home sellouts. **SEPTEMBER 26** — Wide receiver Rod Smith becomes the first undrafted player

in NFL history to reach 10,000 career receiving yards with a 19-yard catch from Jake Plummer in the third quarter of a home *Monday Night Football* game against the Chiefs. **OCTOBER 16** — The Broncos tie an NFL record by not committing a turnover for the fourth consecutive game during their victory against New England. **NOVEMBER 24** — Jake Plummer's streak of consecutive passes without an interception ends at 229 attempts with a second-quarter interception at Dallas in the Broncos' 24-21 overtime win against the Cowboys on Thanksgiving Day. Plummer's 229 attempts without an interception lasted eight complete games and 34 quarters and was the fourth-longest in the NFL since 1996. **DECEMBER 11** — Mike Shanahan becomes the Broncos' all-time leader in career victories, collecting his 118th career win with Denver's 12-10 win against Baltimore at INVESCO Field at Mile High. Champ Bailey records an interception for the fifth consecutive game, setting a franchise record. **DECEMBER 17** — With a win at Buffalo, the Broncos clinch a playoff berth for the third consecutive season, tying for the longest streak of consecutive postseason appearances in franchise history. **DECEMBER 24** — The Broncos defeat the Oakland Raiders 22-3 on Dec. 24 at INVESCO Field at Mile High to post a perfect home record (8-0) for the fifth time in team history. The win also clinched the club's 10th division title and first since the 1998 season as well as the No. 2 seed in the AFC Playoffs. **DECEMBER 31** — Denver concludes the regular season with a 23-7 win at San Diego, putting the team's record at 13-3 to tie for the second-most wins in a season in franchise history. The Broncos finish the year with their second consecutive No. 5 NFL ranking in overall offense (360.4 ypg.) and post the second-highest rushing total (2,539 yds.) in club annals. Denver's run defense ranks second in the NFL (85.2 ypg.) and records the third-best single-season mark in team history. The Broncos finish the year ranked second in the NFL with a +20 turnover ratio and set a franchise record with a league-low 16 giveaways. Wide receiver Rod Smith totals his eighth 1,000-yard receiving season (1,105 yds.). The Broncos become only the third team in NFL history to have two 900-yard rushers (Mike Anderson, Tatum Bell), a 1,000-yard receiver (Rod Smith) and a 3,000-yard passer (Jake Plummer) in the same season.

2006

JANUARY 14 — The Broncos defeat the Patriots 27-13 in an AFC Divisional Playoff Game to mark the club's first postseason victory at INVESCO Field at Mile High and propel the team to the AFC Championship Game. The win, which was Denver's first in the postseason since defeating Atlanta to capture Super Bowl XXXIII on Jan. 31, 1999, ended the Patriots' NFL-record 10-game postseason winning streak and halted the title hopes of the two-time defending Super Bowl champions. Kicker Jason Elam becomes Denver's all-time postseason leader in points and field goals against the Patriots. In addition, the win gave Head Coach Mike Shanahan more postseason victories (8) than any coach in Broncos history. **JANUARY 22** — The Broncos host the Steelers in the AFC Championship Game at INVESCO Field at Mile High but lose 34-17, marking the club's first home loss in a conference championship game (4-1). **FEBRUARY 12** — Cornerback Champ Bailey, safety John Lynch, wide receiver Rod Smith and linebacker Al Wilson play in the Pro Bowl. Quarterback Jake Plummer was selected to play in the all-star game as an alternate but was unable to participate due to an injury. **FEBRUARY 22** — The Broncos extended the contract of General Manager Ted Sundquist through the 2008 season with an option for the 2009 campaign. **APRIL 29** — On the first day of the 2006 NFL Draft, the Broncos acquire the 11th overall pick from St. Louis (in exchange for the 15th overall pick and a 2006 third-round choice) and select highly touted Vanderbilt quarterback Jay Cutler. **MAY** — The Broncos conclude season ticket renewals and waiting list additions for 2006, leading to an anticipated 37th consecutive season of home sellouts. **SEPTEMBER 10** — In the Broncos' season opener at St. Louis, wide receiver Rod Smith becomes the 15th player in NFL history to record 800 career receptions. **OCTOBER 9** — Head Coach Mike Shanahan coaches his 200th career regular season game against Baltimore on *Monday Night Football* as the Broncos defeat the Ravens 13-3. Shanahan's 125 wins through his first 200 games tie for the third most by a coach in the Super Bowl era (since 1966). **OCTOBER 22** — By allowing only one touchdown in its 17-7 win at Cleveland, Denver becomes the first team since the 1934 Detroit Lions to allow two or fewer touchdowns through its first six games of a season. **NOVEMBER 5** — The Broncos play their 700th all-time regular season game at Pittsburgh and defeat the Steelers 31-20. **NOVEMBER 23** — The Broncos visit the Chiefs on Thanksgiving Night in the first-ever game broadcast live by NFL Network but suffer a 19-10 loss to Kansas City. **NOVEMBER 27** — Rookie Jay Cutler is named the Broncos' starting quarterback by Head Coach Mike Shanahan at a Monday press conference, replacing Jake Plummer. **DECEMBER 3** — Jay Cutler makes the first start of his career in a *Sunday Night Football* game against Seattle at INVESCO Field at Mile High. He completes 10-of-21 passes for 143 yards with two touchdowns and two interceptions as Denver loses to the Seahawks, 23-20. **DECEMBER 24** — With two touchdown passes against Cincinnati, Jay Cutler becomes the first rookie in NFL history to throw multiple touchdown passes in each of his first four games. **DECEMBER 31** — Denver concludes the regular season with a 26-23 overtime loss at home to San Francisco, ending the club's three-year streak of advancing to the playoffs. The Broncos finish the year with a 9-7 record, marking their fifth consecutive year with a winning record to tie for the longest such streak in franchise history. Cornerback Champ Bailey ties for the NFL lead with 10 interceptions, the second-highest total in franchise history, and leads the league with 11 takeaways as he finishes second in voting for NFL Defensive Player of the Year (AP). Quarterback Jay Cutler posts the second-highest touchdown percentage (6.6) among NFL rookies since 1970 (min. 125 attempts). Running back Tatum Bell records the first 1,000-yard rushing season of his career with 1,025 rushing yards while running back Mike Bell posts the fourth-highest rushing total (677) by any undrafted rookie in the NFL since 1967. Kicker Jason Elam sets a franchise single-season record for field-goal accuracy (93.1%) by connecting on 27-of-29 attempts. Denver sets a franchise record for a 16-game season by committing only 67 penalties for a club all-time low of 478 yards.

2007

JANUARY 1 — Cornerback Darrent Williams, a 2005 second-round draft choice by the Broncos, dies at age 24. The entire football team travels by charter flight to Fort Worth, Texas, to attend his funeral on January 6. **FEBRUARY 10** — Cornerback Champ Bailey and safety John Lynch play in the Pro Bowl while linebacker Al Wilson, selected to the all-star game, does not play because of a thumb injury. **FEBRUARY 24** — Running back Damien Nash, a second-year player who completed his first season with the Broncos in 2006, dies at age 24. A large contingent of his teammates attends his funeral in St. Louis on March 5. **APRIL 10** — Broncos President and CEO Pat Bowlen is inducted into the Colorado Sports Hall of Fame. **APRIL 12** — Broncos safety John Lynch is named winner of the National Football League Players Association's Byron "Whizzer" White Award. **MAY** — The Broncos conclude season ticket renewals and waiting list additions for 2007, leading to an anticipated 38th consecutive season of home sellouts.

ALL-TIME LOGOS



1960-61
(Black and White)



1962-67



1968-96



1997-Pres.

ALL-TIME HELMETS



1960-61



1962-66



1967



1968-1996



1997-Pres.

ALL-TIME UNIFORMS



1960-61



1962-64



1965-66



1967



1968-96




1997-Pres. (Home)



1997-Pres. (Away)

Note: Uniforms worn from 1968-96 had minor sock and sleeve design variations in several seasons from the one displayed, which reflects the exact uniform worn in the late 1980s.



THE DENVER BRONCOS' PLEDGE TO COMMUNITY DEVELOPMENT

The Denver Broncos, in collaboration with Broncos Charities, strive to improve the lives of Coloradoans through youth, health and hunger, and homeless relief initiatives.

YOUTH PROGRAMS

DENVER BRONCOS BOYS AND GIRLS CLUB

The Denver Broncos Boys and Girls Club was established in August of 2003 with a \$1.2 million investment over a minimum of five years. Currently, the Club's membership has swelled to capacity with more than 1,500 members and an average nightly attendance of more than 200 kids. Transcending the mere monetary contribution, the Broncos have committed to integrating community programs and player visits to the Club's operations, truly building upon a legacy of investment. An additional facet of that commitment is to develop and sustain programming that reaches members of all seven Boys and Girls Clubs of metro Denver such as the Summer Reading Program with Carmel Hill/Accelerated Reader and Lynch's Leaders.



YOUTH FOOTBALL

The Denver Broncos are committed to promoting and supporting youth football throughout Colorado. In this spirit, the Broncos established a Youth Football Task Force in 2004 comprised of major youth leagues in the metro Denver area to address common issues such as expansion, new programming and cross league play. NFL programs such as Junior Player Development, High School Player Development and the USA Football Coaching Clinic continue to grow as they have proven their effectiveness in successfully engaging youth players. In addition, the Broncos in 2007 will host the fourth annual Broncos Bowl—a preseason celebration of youth football held at INVESCO Field at Mile High that kicks off the youth seasons with an invitation to teams from across the state to scrimmage one another in a Broncos game-day atmosphere. The Broncos also have established a yearly grant given to a grass-roots field development or refurbishment available to Colorado communities striving to improve the conditions and opportunities for youth football and its players.



BRONCOS CHARITIES READING CORNERS

Broncos Reading Corners is a program that provides a library reading corner with a book donation, Broncos-colored kid-friendly furniture and much more in elementary schools throughout the Denver Public Schools system. Through 2006, 17 Broncos Reading Corners have opened in elementary schools. The program hopes to establish five-to-seven reading corners every year and works with Denver Public Schools Foundation to select the schools based on need and reading scores.



DARRENT WILLIAMS MEMORIAL GRANT

In January of 2007, the Denver Broncos established the Darrent Williams Memorial Grant to be awarded in the amount of \$50,000 each January to a deserving agency in the Denver community that provides positive alternatives to youth—youth being one of three core initiatives for the organization in the community. The 2007 Darrent Williams Memorial Grant was given to Open Door Youth Gang Alternatives under the direction of Reverend Leon Kelly. This first year, the grant will be spread over five years.



DENVER BRONCOS YOUTH CENTER AT THE CROSSING

In June of 2006, the Denver Broncos granted the Denver Rescue Mission \$150,000 over three years for its new transitional housing facility, The Crossing. Located on Smith Road near the old Stapleton Airport, The Crossing is the new home of the Family Rescue Ministry program that assists homeless, working and refugee families into permanent housing as well as the New Life Program for men looking to improve their lives. The Broncos' grant is designated to fund a 'family room' as a part of the Denver's Road Home project as well as the Denver Broncos Youth Center that will serve as an educational and recreational place for children of all ages residing at the facility.

HUNGER AND HOMELESSNESS

BRONCOS WIVES DRIVE

The annual Broncos Wives Drive is perhaps the best-known DBC program, benefiting Colorado's hungry and homeless. Since 1981, the wives of Broncos players, coaches and staff have collected cash donations and non-perishable food items outside the gates of the stadium from generous Broncos fans before a home football game. Cash donations are given to Denver Broncos Charities and distributed in the form of grants to Denver area non-profit organizations that help the hungry and homeless. In addition, community and school drives collect non-perishable food items that are given directly to area food pantries. The 25th Wives Drive, along with a US Bank donation, collected more than \$75,000 before the Oct. 29, 2006, game against Indianapolis. For the first time ever, a total of \$40,000 collected as part of the Wives Drive effort was given to the larger issue of combating homelessness in Denver by way of the Mayor's 10-year plan to eradicate homelessness in our community, titled 'Denver's Road Home.'



HEALTH PROGRAMS

WHAT MOVES U



In the fall of 2006, the Denver Broncos joined forces with the National Football League and American Heart Association (AHA) to support a national youth movement and awareness campaign called What Moves U that will encourage physical activity among youngsters. Locally, the Broncos and the American Heart Association recruited nearly 200 schools to participate by logging their miles. Logged 'miles for Miles' are any physical activity incorporated into the normal school day or at home. At the conclusion of the logging period, top schools received a visit from Champ Bailey and Miles the mascot. In addition, several top students attended a Broncos home game with a chaperone as a reward for their outstanding participation in the program.

DRIVE FOR LIFE

Since 1998, The Denver Broncos Community Blood Drive, Drive for Life, has been held on a Tuesday during the football season at INVESCO Field at Mile High. Working in conjunction with Bonfils Blood Center, Drive for Life has grown into one of Denver's best Broncos traditions with record numbers of donors helping to bolster Colorado's blood supply just in time for the difficult winter months. "Drive for Life" has become the largest single-day blood drive in the history of Colorado and one of the largest in the nation. Broncos wide receiver Rod Smith has been the Drive for Life spokesperson since its inception and supports the effort by taping public service announcements, recruiting teammates to sign autographs at the event and sharing his personal story of his daughter Vanessa's battle with sickle cell disease and the importance of blood donation. In 2006, Drive for Life IX broke all previous records with 2,896 people presenting to give blood, including 597 first-time donors.



WALTER PAYTON NFL MAN OF THE YEAR

The Denver Broncos are proud to honor their nominees for the annual Walter Payton NFL Man of the Year award, given to the player who best provides leadership for his teammates on the gridiron and his fellow citizens in the community. Rod Smith was the Broncos' 2006 Walter Payton NFL Man of the Year.

Smith has supported many different community organizations and causes over the years, including Bonfils Blood Center, Boys and Girls Clubs of America, sickle cell research, Hurricane Katrina relief efforts and youth and high school football initiatives. To recognize his achievements and to celebrate this honor, the Denver Broncos contributed a total of \$10,000 in Smith's name to the Denver Rescue Mission, Denver Children's Home and Colorado Sickle Cell Program.

"I have always tried to lend a hand to those that were there that I can help," Smith said in being nominated as the Broncos' Walter Payton NFL Man of the Year in 2006. "I have always tried to do that. This organization makes it easy for you, they give you places you can reach to try and change lives. For me, it fit right in. My entire career being in this one spot has been amazing for me because I came to an organization that was not only a great football team, but they were great people."

Other Broncos players nominated for the 2006 Walter Payton NFL Man of the Year award were Domonique Foxworth, John Lynch and Jake Plummer. Recent Broncos winners of the Walter Payton NFL Man of the Year award include Lynch (2005), Smith (2004), Ian Gold (2003) and Ed McCaffrey (2002).

Quarterback John Elway (1992) is the only Broncos player ever to win the national award, which was first given in 1970 and renamed after the Chicago Bears' Pro Football Hall of Fame running back in 1999.



THE DENVER BRONCOS CHEERLEADERS

In 2006, the 34 members of the Denver Broncos cheerleading squad divided more than 1,500 hours of civic involvement among 85 Colorado organizations. Many associations, from Craig Hospital to the Race for the Cure, were visited by members of last year's team. For the 2007 season, the squad will continue to promote community involvement as its primary commitment.

Members of the Denver Broncos cheerleaders toured 10 military bases in Iraq and the Middle East during the month of July and spent a week in Italy for troops who had just returned from a year in Iraq. The three-week tour traveled to military bases to boost the troops' morale and thank them for their service to our country.

Entering their 15th season, the Denver Broncos cheerleaders are one of the premier teams in the National Football League. The Broncos brought cheerleaders back in 1993 after a 17-year absence and are proud of the work the team does, both on the field and more importantly in the community.

The Broncos cheerleaders are selected through auditions held each spring.

In 2007, 250 women tried out for the 34 available positions. Auditions focus primarily on dance ability; However, appearance, personal accomplishments and community involvement also are contributing factors.

Known for their distinctive western uniforms, the cheerleaders wear long leather chaps and jackets in the fall months, ski-wear for cold games and a more traditional cheerleading leather skirt and vest in the summer months. The three uniform changes give the group flexibility with the rapidly changing Colorado weather.

In 2007, the cheerleaders will have a calendar, poster and other merchandise available for sale. For more information on the cheerleaders, contact Teresa Shear at (720) 258-3176 or look up their page on the Denver Broncos' official Web site, www.DenverBroncos.com.



Teresa Shear
Director



Shelly Trujillo
Assistant Director



Kelly Troester
Director, Jr. Cheerleaders



MASCOTS

"THUNDER"


The Denver Broncos are notorious for having thunderstorms throughout the fall and winter—That is Thunder storming the field. Thunder is a purebred Arabian stallion that acts as the club's mascot. Following every Denver Broncos touchdown, Thunder displays his impressive canter from one end zone to the other.

Thunder, provided by Magness Racing Ventures of Denver, will be entering his fourth year during the Broncos' 2007 campaign. Thunder took the reins as the Broncos' mascot during a ceremony at the Sunday night game against the Kansas City Chiefs on Sept. 12, 2004.

The original Thunder served as the Broncos' mascot for 11 years before retiring at the start of the 2004 campaign. His registered name is JB Kobask, but the stallion was given the "stage name" Thunder for his mascot duties. Thunder made his Mile High debut Sept. 12, 1993, during a Broncos victory over the San Diego Chargers. In addition to his appearances at all Broncos home games, Thunder also appeared at Super Bowls XXXII in San Diego and XXXIII in Miami. The original Thunder will continue making appearances at events and community functions.

Thunder had been Sharon Magness Blake's personal riding horse for five years before assuming the duties of Broncos mascot in 2004.

Thunder is trained and ridden by Ann Judge-Wegener of Magness Racing Ventures. She is an accomplished equestrian.



"MILES"

The Denver Broncos also have an official mascot, Miles, introduced in 2001 when the Broncos began play in INVESCO Field at Mile High.

Popular with all fans and especially children, Miles entertains the Broncos' faithful at every home game and makes numerous appearances throughout the Denver community year-round.

Miles has performed all across Colorado and the world, including appearances at the Chinese New Year Parade in Hong Kong and the Macy's Thanksgiving Parade while making appearances on MTV and Fox Sports Net's "Best Damn Sports Show Period."

If you would like to inquire about scheduling Miles to appear at your next event, please contact Brad Post in the Broncos' marketing department at (720) 258-3114.



INVESCO FIELD AT MILE HIGH



The Denver Broncos began a new era in 2001 as they took to the field in a new stadium, INVESCO Field at Mile High. Built adjacent to their previous home of 41 years, Mile High Stadium, the new stadium features first-class, state-of-the-art amenities for the teams and fans alike.

With seating capacity set at 76,125, INVESCO Field at Mile High is one of the largest stadiums in the National Football League. It includes 1.7 million square feet of space (approximately twice that of Mile High Stadium), providing the ultimate in comfort and convenience—including wider concourses, wider seats, more restrooms, elevators and escalators and full-service accommodations for people with disabilities.

INVESCO Field at Mile High features 132 luxury suites on two levels as well as 8,800 club seats. It is highlighted by an emphasis on state-of-the-art technology while maintaining the traditional aspects of Mile High Stadium that gave the Broncos a decided home-field advantage over the years. Those features include the close proximity of the seats to the field as well as steel treads and risers that fans utilize to create the same deafening roar that characterized Mile High Stadium.

The stadium was designed and built by Turner/Empire/Alvarado Construction and HNTB Architects in association with Fentress Bradburn Architects and Bertram A. Bruton Architects. Numerous Colorado companies and hundreds of professional designers, engineers and construction tradesmen were involved in the construction of the new state-of-the-art facility.

Construction began during the summer of 1999, and official groundbreaking on the stadium was held Aug. 17, 1999. The Broncos won the first game ever played in the new stadium, 31-24, over New Orleans on Aug. 25, 2001, in the preseason and won the first regular-season game, 31-20, against the New York Giants on Sept. 10, 2001.



INVESCO FIELD AT MILE HIGH FACTS

BRONCOS' RECORD AT INVESCO FIELD

35-13 (.729) Regular Season / 1-1 (.500) Postseason

LOCATION

1701 Bryant Street in Denver, just west of Interstate 25, near downtown

DEVELOPER AND OWNER

Metropolitan Football Stadium District

SEATING

Capacity 76,125

(Lower Level-31,950 / Mid Level-19,100 / Upper Level-25,075)

SUITES/CLUB SEATS

132 Luxury Suites on two levels / 8,800 club seats

AREA

Site: Approximately 83 acres

Footprint: 15.34 acres

Gross square footage: 1,693,000

ARCHITECT

HNTB Corporation, in association with Fentress Bradburn Architects and Bertram A. Bruton & Associates

CONTRACTOR

Turner Construction, Empire Construction, Alvarado Construction

BY THE NUMBERS:

- 1,717,000 square feet area
- 4,844,000 field man hours
- 300,000 cubic yards of excavation
- 85,000 cubic yards of concrete (*enough to build the foundations for all the houses in Trinidad, Colo. (pop. 9,900)*)
- 12,000,000 pounds of reinforced steel
- 1,500,000 square feet of wire mesh
- 12,000 tons of structural steel
- 130,000 bricks
- 1,600,000 masonry blocks
- 1,000,000 square feet of drywall
- 500,000 square feet of sidewalks
- 2,100,000 square feet of asphalt paving (*equivalent to 16 miles of two-lane highway*)
- 256 miles of post tensioning cable (*enough to stretch from Trinidad, Colo., to Fort Collins*)
- 35,000 linear feet of curb
- 130,000 square feet of curtainwall
- 31,000 square feet of suite windows
- 200,000 pounds of aluminum
- 30,000 square feet of glass
- 76,000 square feet of metal panels
- 1,500 plumbing fixtures
- 25,000 light fixtures
- 2,500 tons of cooling

INVESCO FIELD AT MILE HIGH SEATING DIAGRAM



MEDIA PARKING DIAGRAM



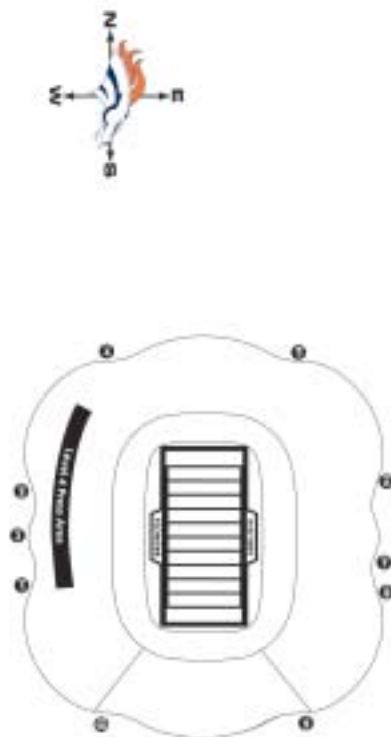
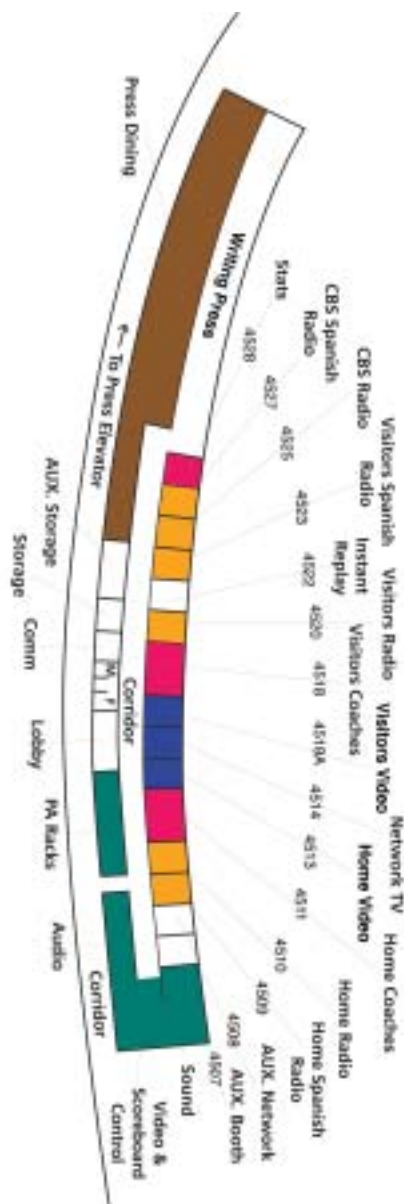
Access to Lots H&I will be from 20th Avenue. Vehicles coming from the north should exit at 23rd Avenue, go straight through the intersection onto a special frontage road and then follow the directions to Lots H&I.

Vehicles coming from the south should exit at 17th Avenue, go under I-25, turn right onto Mile High Stadium Circle, and follow the directions to Lots H&I.

Lots H&I can also be accessed from Federal Boulevard and 20th Avenue.

From the parking lot, media access is through the North Security Entrance between Gates 4 & 5.

PRESS LEVEL DIAGRAM



BRONCOS STADIUM HISTORY

The Denver Broncos played nearly all of their home games for the first 41 seasons of club history in one building. Known since 1969 as Mile High Stadium, the facility opened in 1948 as Bears Stadium for the Denver Bears of baseball's old Western League with long range plans to utilize it for football as well. When Denver became a charter member of the American Football League in 1959, the south stands (8,100 seats) and portable east stands (9,616 seats) were added to give a capacity of 34,657 for football. The Broncos began play in 1960.

After Denver voters turned down a stadium bond issue to build an all-purpose metropolitan stadium in 1967, a non-profit group began a fund-raising drive with the goal of purchasing the stadium for the city. In February 1968, the group bought the stadium from Rocky Mountain Empire Sports for \$1.8 million and presented it to the city of Denver. A 16,000-seat upper deck was immediately constructed over the west stands, raising the capacity to more than 50,000 for the 1968 season. In December 1968, the stadium was renamed Denver Mile High Stadium.

The Broncos posted a home record of 191-109-7 (.634) in 41 seasons of play from 1960-2000. With the exception of two games played at the University of Denver Stadium (1962 and '63 home openers; 1-1 record), every Broncos home game was played in the single facility known either as Bears Stadium or Mile High Stadium with the club posting a 190-108-7 record (.638) in the building. The Broncos went 19-40-2 (.328) from 1960-68 in Bears Stadium then 171-68-5 (.711) from 1969-2000 after the name was changed to Mile High Stadium.

The stadium was filled for every regular-season game from the beginning of the 1970 season through its final season in 2000. The Broncos sold out 237 consecutive regular-season games, and with postseason contests the total reached 250 over the 31-year period.

Expansion of Mile High Stadium, begun in 1975, was completed for the 1977 season to give the Broncos the seventh-largest home facility in the league. Denver voters passed a \$25 million bond issue in 1974 to expand and improve the stadium from its capacity of 51,706 to 75,100. The stadium held 63,532 for the 1976 season, halfway through the project.

Bringing the stadium to its final capacity of 76,098 in 1986 was the construction of 60 Penthouse Suites atop the west stands.

One of the unique aspects of Mile High Stadium was its movable east stands. The massive single section, when fully extended, formed a horseshoe configuration for football, and when retracted, was in position for baseball. The three-tiered structure, measuring 535 feet in length, 135 feet in height and 200 feet in depth,



The Broncos played their home games at Mile High Stadium from their inception in 1960 until 2000. The facility, built in 1948, was known as Bears Stadium until 1969.

FAST FACTS

Broncos Home Record, 1960-2000

(Bears Stadium/Mile High Stadium, University of Denver Stadium):

191-109-7 (.634)

Broncos Record at Bears Stadium/Mile High Stadium:

190-108-7 (.638)

19-40-2 (.328) as Bears Stadium, 1960-68
171-68-5 (.711) as Mile High Stadium, 1969-2000

Broncos Record at U. of Denver Stadium

1-1 (.500)

First Broncos Game at Bears Stadium

Oct. 2, 1960 • Denver Broncos 31
Oakland Raiders 14

Last Broncos Game at Mile High Stadium

Dec. 23, 2000 • Denver Broncos 38
San Francisco 49ers 9

weighed nearly nine million pounds and was moved a distance of 145 feet between the two configurations. The move was facilitated by a process involving a thin layer of water on which the structure moved. Water was pumped onto more than 90,000 square feet of runways and formed a .003-inch sheet upon which the stands rested. Hydraulic rams then pushed the stands forward at the rate of three feet per minute, making the move last somewhere around two hours.

Demolition of Mile High Stadium was completed in March 2002.

INVESCO FIELD AT MILE HIGH SINGLE-GAME RECORDS (2001-2006)

INDIVIDUAL PERFORMANCES

BY DENVER

Statistic	No.	Player (Game)
Rushing Yards	228	Clinton Portis (Ari., 12/29/02)
Rushing Touchdowns	5	Clinton Portis (K.C., 12/7/03)
Receiving Yards	208	Rod Smith (Atl., 10/31/04)
Receiving Touchdowns	3	Shannon Sharpe (S.D., 11/16/03)
Passing Yards	499	Jake Plummer (Atl., 10/31/04)
Passing Touchdowns	4	3x, last: J. Plummer (Phi., 10/30/05)
Passer Rating	144.3	Brian Griese (NYG, 9/10/01)
Field Goals Made	5	Jason Elam (Mia., 10/13/02)
Sacks	3	2x, last: B. Berry (K.C., 12/7/03)
Interceptions	4	Deltha O'Neal (K.C., 10/7/01)

BY OPPONENT

No.	Player (Game)
161	Priest Holmes (K.C., 12/15/02)
3	2x, last: L. Tomlinson (S.D., 11/19/06)
154	Terrell Owens (Phi., 10/30/05)
3	2x, last: R. Wayne (Ind., 10/29/06)
397	Trent Green (K.C., 12/7/03)
4	Kerry Collins (Oak., 11/28/04)
136.1	Michael Vick (Atl., 10/31/04)
4	3x, last: A. Vintieri (Ind., 10/29/06)
2	8x, last: D. Peko (Cin., 12/24/06)
2	Walt Harris (S.F., 12/31/06) OT

TEAM PERFORMANCES

BY DENVER

Statistic	No.	Player (Game)
Points	49	Philadelphia (10/30/05)
Touchdowns	7	Philadelphia (10/30/05)
Total Net Yards	567	Atlanta (10/31/04)
Rushing Yards	270	Kansas City (12/7/03)
Rushing Touchdowns	5	Kansas City (12/7/03)
Passing Yards (Net)	499	Atlanta (10/31/04)
Passing Touchdowns	4	3x, last: Philadelphia (10/30/05)
Sacks	7	Pittsburgh (10/12/03)
Interceptions	5	New England (10/28/01)
Fewest Points Allow.	0	N.Y. Jets (11/20/05)
Fewest Net Yds. Allow.	96	San Diego (11/16/03)
Fewest Rush Yds. Allow.	19	N.Y. Jets (11/20/05)
Fewest Pass Yds. Allow.	56	San Diego (11/16/03)
Takeaways	5	3x, last: N.Y. Jets (11/20/05)
Fewest Giveaways	0	12x, last: Philadelphia (10/30/05)
Turnover Ratio	4	2x, last: N.Y. Jets (11/20/05)

BY OPPONENT

No.	Player (Game)
41	Atlanta (10/31/04)
5	2x, last: San Diego (11/19/06)
494	Kansas City (12/15/02)
195	Atlanta (10/31/04)
3	3x, last: San Diego (11/19/06)
381	Kansas City (12/7/03)
4	Oakland (11/28/04)
5	Baltimore (9/30/01)
3	Atlanta (10/31/04)
9	Kansas City (9/17/06) OT
186	Washington (11/18/01)
37	San Diego (9/26/04)
91	Oakland (10/15/06)
5	Seattle (12/3/06)
0	10x, last: Indianapolis (10/29/06)
+4	Seattle (12/3/06)

BRONCOS STATS CREW

The Denver Broncos' stats crew, regarded as one of the best in the NFL, is responsible for tracking all statistical information during home games. The eight-man crew has a combined 139 years of experience recording football statistics and is a vital part of the Broncos' gameday operation.



Gene DiTolla
31 Years Exp.
Rushing



Dave Einspahr
24 Years Exp.
Official Scorer



Jim Motsinger
22 Years Exp.
Data Entry



Dan Riley
15 Years Exp.
"Catch All"



Art Rosener
25 Years Exp.
Passing



Jerry Valdes
4 Years Exp.
Spotter/Defense



Zack Williams
2 Years Exp.
Participation



Sax Willson
16 Years Exp.
Auditor



NFL NETWORK

NFL Network provides fans with a network to call their own. Seven days a week, 24 hours a day, 365 days a year, fans turn to NFL Network to receive information and insight straight from team headquarters, league offices and wherever else the NFL is making news.

NFL Network gives fans unprecedented year-round access to all NFL events, including the preseason, regular season, playoffs, Super Bowl, Pro Bowl, Scouting Combine, Pro Football Hall of Fame Game and induction weekend, Senior Bowl, Insight Bowl, Texas Bowl, league meetings, the playing schedule, NFL Draft, minicamps and training camps.

In addition, NFL Network is the only place on television for fans to view NFL games outside their initial live airings. From original broadcast versions of past Super Bowls, in-week replays of current games, original network telecasts of classic NFL regular season and postseason games, to preseason games, NFL Europa games, regular season NFL games and college Bowl games—NFL Network is truly the year-round destination to see NFL games.

KEY PROGRAMMING

EXCLUSIVE LIVE PRIMETIME GAMES

NFL Network's "Run to the Playoffs" eight-game Thursday-Saturday night package kicks off in high definition on Thanksgiving night with award-winning broadcasters Bryant Gumbel and Cris Collinsworth calling the games. Collinsworth won a 2006 Sports Emmy for his analysis of NFL Network games.

NFL TOTAL ACCESS

NFL Network's signature show is THE football show of record. NFL Total Access is uniquely structured to see the game through the participants' eyes.

Covering all 32 teams, NFL Total Access features interviews with players, coaches and other key league personnel. Using the most advanced technology, NFL Total Access has the ability to go live to any NFL team headquarters at any time.

NFL GAMEDAY

After each Sunday's final game, the 90-minute NFL GameDay delivers comprehensive coverage of the day's action.

NFL REPLAY

NFL games will be re-aired with the original television announcers and cameras. This offering features the five most exciting games each week in a 90-minute format. Enhancements to each broadcast include additional camera angles, sideline sound and post-game interviews.

POINT AFTER

NFL Network brings you inside the interview rooms of the NFL and top college teams each weekday afternoon with Point After.

NFL NETWORK GAME OF THE WEEK

Every Saturday at 10 a.m., NFL Network Game of the Week—a 60-minute condensed version of a current NFL game—takes fans inside the game in a way they do not see on a weekend broadcast.



DENVERBRONCOS.COM

DenverBroncos.com is the official home of the Broncos on the Internet and provides complete coverage of everything related to the Denver Broncos through the regular season, postseason and beyond with stories, video, audio, photos and more on the Rocky Mountain region's most avidly followed sports franchise.

From the start of training camp to the final gun of the last game, DenverBroncos.com's staff brings users the latest news with daily notebooks and feature stories, along with historical flashbacks and e-mail question-and-answer sessions that give fans the opportunity to directly ask questions of their favorite Broncos. On game days, fans can watch post-game press conferences, go interactive with the game in the Game Day Experience, and browse a collection of post-game stories, video and audio snippets from the locker room.

Broncos TV, the video section of the site, enters its fourth season bringing on-demand video on the Broncos to the desktops of fans around the world. Broncos TV's offerings include locker-room interviews, video of every press conference, highlights of every game and training camp practice and one-on-one interviews with those making news at Dove Valley.

The official site includes numerous other features, including Spanish-language content, a community relations section, a calendar to keep up with player appearances around the region, message boards, chat rooms, ticket information, a kids' section and the DenverBroncos.com Media Room, where every press release, press-conference transcript, weekly release and more can be accessed.

Even when the calendar flips to the offseason, DenverBroncos.com still provides daily coverage of everything Broncos, chronicling events such as all of the team's organized team activities, the annual minicamp, the Senior Bowl and the NFL Scouting Combine.

DenverBroncos.com will continue to expand its coverage this year by launching downloadable podcasts and interactive blogs to provide additional perspective on the doings at Dove Valley.

DenverBroncos.com—the Internet's destination for everything Broncos.



BRONCOS RADIO NETWORK



Dave Logan
Play-by-Play

It's a Rocky Mountain tradition: 850 KOA and the Denver Broncos. For the 38th consecutive season, Denver's 50,000-watt station serves as the flagship for the Denver Broncos game broadcast network.

Dave Logan is in his 11th full season as voice of the Broncos, following seven years as color analyst on the broadcasts. Logan's background reads like an All-American dream. A Colorado native and 1971 winner of the *Denver Post* Gold Helmet Award, he is one of two athletes (along with Dave Winfield) drafted by franchises in Major League Baseball, the NBA and the NFL. Logan chose the latter, starring for the Cleveland Browns from 1976-83 and ascending into the top five of virtually every receiving category in the franchise's record books. He played his final season in Denver in 1984.

Since then, Logan has brought his love for sports and knowledge of the games to Colorado radio listeners as co-host of KOA's award-winning weekday afternoon talk show from 3-7 p.m. He was named 1997 Broadcast Citizen of the Year in Colorado and has been Colorado Sportscaster of the Year three times (1992, '93 and '98). Logan also is one of the most accomplished prep football coaches in Colorado state history, coaching three high school football programs to state championship victories. He currently is the coach at Mullen High School, which advanced to the state semifinals in his first year at the helm in 2003 and won a state championship in 2004. He helped the school reach the state finals in 2005 and 2006, and he enters his fifth year at Mullen in 2007. Additionally, Logan led Chatfield (2000-02) to a state title in 2001 and Arvada West (1993-99) to a title in 1997.

David Diaz-Infante joins Dave Logan for his third season providing color commentary for the Broncos' radio network. A former Broncos offensive lineman, Diaz-Infante has been involved with local radio broadcasting since retiring from the NFL after the 2001 season, providing color commentary for the radio broadcasts of the Arena Football League's Colorado Crush during the franchise's first three seasons. He played five years for the Broncos (1995-98, 2001) as a center and made key contributions during their back-to-back Super Bowl championships. In addition to appearing in 41 games (9 starts) with Denver, he played his rookie year (1987) with San Diego and the 1999 season with Philadelphia to total 69 career regular-season games. Diaz-Infante also enjoyed successful stints with the Frankfurt Galaxy of the World League of American Football (1991-92) and the Sacramento Gold Miners of the Canadian Football League (1993-94).



David Diaz-Infante
Color Commentary

DENVER BRONCOS RADIO NETWORK • 2007 AFFILIATE STATIONS

FLAGSHIP STATION: KOA 850 AM, DENVER

COLORADO

Alamosa	KALQ	93.5 FM
Aspen	KNFO	106.1 FM
Avon	KSKE	104.7 FM
Colorado Springs	KCCY	96.9 FM
Craig	KRAI	550 AM
Durango	KRSJ	100.5 FM
Fort Collins	KCOL	600 AM
Fort Morgan	KSIR	1010 AM
Glenwood Springs	KMTS	99.1 FM
Granby	KRKY	930 AM
Grand Junction	KSTR	96.1 FM
Greeley	KFAK	1310 AM
Gunnison	KPKE	1490 AM
Montrose	KUBC	580 AM
Pagosa Springs	KWUF	1400 AM
Pueblo	KGHF	1350 AM
Salida	KVRH	1340 AM
Steamboat Springs	KBCR	1230 AM
Trinidad	KCRT	92.5 FM
Walsenburg	KSPK	102.3 FM

KANSAS

Goodland	KLOE	730 AM
----------	------	--------

MONTANA

Billings*	KGHL	790 AM
Bozeman*	KMMS	1450 AM
Colstrip*	KOAL	106.1 FM
Glendive*	KDZN	96.5 FM
Kalispell*	KOFI	1180 AM
Lewistown*	KXLO	1230 AM
Malta*	KMMR	100.1 FM

NEBRASKA

Alliance	KCOW	1400 AM
Chadron	KCSR	610 AM
North Platte	KOOQ	1410 AM
Scottsbluff	KNEB	960 AM

NEVADA

Elko	KELK	1240 AM
Las Vegas	KSHP	1400 AM

NEW MEXICO

Albuquerque	KABQ	1350 AM
Artesia	KSVP	990 AM
Espanola	KDCE	950 AM
Farmington	KDAG	96.9 FM

NORTH DAKOTA

Bismarck	KFYR	550 AM
Bowman*	KPOK	1340 AM

SOUTH DAKOTA

Belle Fourche*	KBFS	1450 AM
Lemmon*	KBJM	1400 AM
Rapid City	KOTA	1380 AM

WYOMING

Buffalo*	KBBS	1450 AM
Casper	KTWO	1030 AM
Cheyenne	KGAB	1240 AM
Cody*	KODI	1400 AM
Douglas*	KKTY	1470 AM
Gillette*	KIML	1270 AM
Green River*	KUGR	1490 AM
Kemmerer*	KMER	950 AM
Laramie	KOWB	1290 AM
Newcastle*	KASL	1240 AM
Powell*	KLZY	92.5 FM
Powell*	KPOW	1260 AM
Rawlins*	KRAL	1240 AM
Riverton*	KVOW	1450 AM
Sheridan	KWYO	1410 AM
Sundance*	KYDT	103.1 FM
Thermopolis*	KTHE	1240 AM
Torrington*	KGOS	1490 AM
Wheatland*	KYCN	1340 AM
Worland*	KWOR	1340 AM

*Northern Sports Network

BRONCOS PRESEASON TELEVISION NETWORK



Gary Miller
Play-by-Play

For the fourth season, KCNC is the primary television home of the Denver Broncos. As the Broncos' partner television station, the CBS affiliate will carry three of the team's four preseason contests in 2007. KCNC will televise Denver's preseason games at Dallas on Saturday, Aug. 18 (7 p.m. CDT), vs. Cleveland on Saturday, Aug. 25 (7 p.m. MDT) and vs. Arizona on Thursday, Aug. 30 (7 p.m. MDT).

The broadcast team consists of Gary Miller (play-by-play), former Broncos fullback Reggie Rivers (color commentary) and Vic Lombardi (broadcast host).

Miller, who is a Brooklyn native, joined KCNC in June of 1991 and has been covering the Broncos since the fall of 1991. He has hosted various Broncos shows, including "Broncos Beat" and "Sports Extra with Terrell Davis" as well as Broncos pre and post-game shows. He will return to host "The Mike Shanahan Show" as well as being featured on "Qwest John Lynch Live" during the 2007 campaign. He also is a contributor to "Lexus Countdown to Kickoff" for the 10th year and "Chevy All-Access" on Sunday nights. The Long Island University graduate worked in California and Washington before landing the position at KCNC in Denver.

Rivers, a Broncos fullback from 1991-96, is the newest addition to the KCNC sports family. He has become a fixture in the Denver media landscape since arriving in Denver in 1991. He started with a weekly column in the *Rocky Mountain News* as a rookie, which was supposed to be a four-week stint but turned into an eight-year relationship. In addition to hosting "Lexus Countdown to Kickoff," Rivers contributes to "Chevy All-Access." He has been an analyst on KCNC's pregame show since 1997. Beginning in 1993, he served as a guest host on several local television and radio shows, including "Broncos Beat," "Sports Extra" and a weekly radio segment on 850 KOA called "Rolling with Rivers." In addition to being KCNC's weekend sports anchor, he currently writes a weekly column for *Pro Football Weekly*, hosts a PBS show called "Global Agenda" and is working toward a master's degree in International Studies at the University of Denver.

Denver native Lombardi has wanted to be a sportscaster since he was 10 years old. He grew up on Denver's west side in the shadow of Mile High Stadium. After interning for KCNC as a student, he later joined the station in June of 1998. After graduating from Holy Family High School in Denver, Lombardi attended the University of Colorado at Boulder but graduated from Notre Dame in 1991. He began his broadcasting career in South Bend, Ind., before moving to Austin, Texas. The 18-time Emmy Award winner took a job in Phoenix before returning to his roots in Denver. Recently named the station's lead sports anchor, Lombardi hosts "Chevy All-Access" on Sunday nights and "Qwest John Lynch Live" on Tuesday nights. He also contributes to "Lexus Countdown to Kickoff."

The trio's coverage of the 2006 Broncos preseason was recognized with an Emmy for the Sporting Event/Game (live) category.



Vic Lombardi
Broadcast Host



NFL Tie-Breaking Procedures

The six postseason participants from each conference are seeded as follows:

1. The division champion with the best record.
2. The division champion with the second-best record.
3. The division champion with the third-best record.
4. The division champion with the fourth-best record.
5. The Wild Card club with the best record.
6. The Wild Card club with the second-best record.

The following procedures will be used to break standings ties for postseason playoffs and to determine regular-season schedules. Note that tie games count as one-half win and one-half loss for both clubs.

TO BREAK A TIE WITHIN A DIVISION

If, at the end of the regular season, two or more clubs in the same division finish with identical won-lost-tied percentages, the following steps will be taken until a champion is determined.

Two Clubs

1. Head-to-head (best won-lost-tied percentage in games between the clubs).
2. Best won-lost-tied percentage in games played within the division.
3. Best won-lost-tied percentage in common games.
4. Best won-lost-tied percentage in games played within the conference.
5. Strength of victory.
6. Strength of schedule.
7. Best combined ranking among conference teams in points scored and points allowed.
8. Best combined ranking among all teams in points scored and points allowed.
9. Best net points in common games.
10. Best net points in all games.
11. Best net touchdowns in all games.

Three or More Clubs

(Note: If two clubs remain tied after third or other clubs are eliminated during any step, tie breaker reverts to step 1 of the two-club format.)

1. Head-to-head (best won-lost-tied percentage in games among the clubs).
2. Best won-lost-tied percentage in games played within the division.
3. Best won-lost-tied percentage in common games.
4. Best won-lost-tied percentage in games played within the conference.
5. Strength of victory.
6. Strength of schedule.
7. Best combined ranking among conference teams in points scored and points allowed.
8. Best combined ranking among all teams in points scored and points allowed.
9. Best net points in common games.
10. Best net points in all games.
11. Best net touchdowns in all games.

TO BREAK A TIE FOR THE WILD-CARD TEAM

If it is necessary to break ties to determine the two Wild-Card clubs from each conference, the following steps will be taken.

1. If the tied clubs are from the same division, apply division tie breaker.
2. If the tied clubs are from different divisions, apply the following steps.

Two Clubs

1. Head-to-head, if applicable.
2. Best won-lost-tied percentage in games played within the conference.
3. Best won-lost-tied percentage in common games, minimum of four.
4. Strength of victory.
5. Strength of schedule.
6. Best combined ranking among conference teams in points scored and points allowed.
7. Best combined ranking among all teams in points scored and points allowed.
8. Best net points in conference games.

9. Best net points in all games.
10. Best net touchdowns in all games.
11. Coin toss.

Three or More Clubs

(Note: If two clubs remain tied after third or other clubs are eliminated, tie breaker reverts to step 1 of applicable two-club format.)

1. Apply division tie breaker to eliminate all but the highest ranked club in each division prior to proceeding to step 2. The original seeding within a division upon application of the division tie breaker remains the same for all subsequent applications of the procedure that are necessary to identify the two Wild-Card participants.
2. Head-to-head sweep. (Applicable only if one club has defeated each of the others or if one club has lost to each of the others.)
3. Best won-lost-tied percentage in games played within the conference.
4. Best won-lost-tied percentage in common games, minimum of four.
5. Strength of victory.
6. Strength of schedule.
7. Best combined ranking among conference teams in points scored and points allowed.
8. Best combined ranking among all teams in points scored and points allowed.
9. Best net points in conference games.
10. Best net points in all games.
11. Best net touchdowns in all games.
12. Coin toss

When the first Wild-Card team has been identified, the procedure is repeated to name the second Wild-Card, i.e., eliminate all but the highest-ranked club in each division prior to proceeding to step 2. In situations where three or more teams from the same division are involved in the procedure, the original seeding of the teams remains the same for subsequent applications of the tie breaker if the top-ranked team in that division qualifies for a Wild-Card berth.

OTHER TIE-BREAKING PROCEDURES

1. Only one club advances to the playoffs in any tie-breaking step. Remaining tied clubs revert to the first step of the applicable division or Wild-Card tie breakers. As an example, if two clubs remain tied in any tie-breaker step after all other clubs have been eliminated, the procedure reverts to step one of the two-club format to determine the winner. When one club wins the tie breaker, all other clubs revert to step 1 of the applicable two-club or three-club format.
2. In comparing division and conference records or records against common opponents among tied teams, the best won-lost-tied percentage is the deciding factor since teams may have played an unequal number of games.
3. To determine home-field priority among division titlists, apply Wild-Card tie breakers.
4. To determine home-field priority for Wild-Card qualifiers, apply division tie breakers (if teams are from the same division) or Wild-Card tie breakers (if teams are from different Divisions).

TIE-BREAKING PROCEDURE FOR NFL DRAFT

If two or more clubs are tied in the selection order, the strength-of-schedule tie breaker is applied, subject to the following exceptions for playoff clubs:

1. The Super Bowl winner is last and the Super Bowl loser next-to-last.
2. Any non-Super Bowl playoff club involved in a tie shall be assigned priority within its segment below that of non-playoff clubs and in the order that the playoff clubs exited from the playoffs. Thus, within a tied segment a playoff club that loses in the Wild-Card game will have priority over a playoff club that loses in the Divisional playoff game, which in turn will have priority over a club that loses in the Conference Championship game. If two tied clubs exited the playoffs in the same round, the tie is broken by strength of schedule.

If any ties cannot be broken by strength of schedule, the divisional or conference tie breakers, whichever are applicable, are applied. Any ties that still exist are broken by a coin flip.

ALL-TIME CHAMPIONSHIP SCORES

SUPER BOWLS

2006	XLI	Indianapolis 29, Chicago 17, at South Florida
2005	XL	Pittsburgh 21, Seattle 10, at Detroit
2004	XXXIX	New England 24, Philadelphia 21, at Jacksonville
2003	XXXVIII	New England 32, Carolina 29, at Houston
2002	XXXVII	Tampa Bay 48, Oakland 21, at San Diego
2001	XXXVI	New England 20, St. Louis 17, at New Orleans
2000	XXXV	Baltimore 34, New York Giants 7, at Tampa
1999	XXXIV	St. Louis 23, Tennessee 16, at Atlanta
1998	XXXIII	Denver 34, Atlanta 19, at Miami
1997	XXXII	Denver 31, Green Bay 24, at San Diego
1996	XXXI	Green Bay 35, New England 21, at New Orleans
1995	XXX	Dallas 27, Pittsburgh 17, at Tempe
1994	XXIX	San Francisco 49, San Diego 26, at Miami
1993	XXVIII	Dallas 30, Buffalo 13, at Atlanta
1992	XXVII	Dallas 52, Buffalo 17, at Pasadena
1991	XXVI	Washington 37, Buffalo 24, at Minneapolis
1990	XXV	New York Giants 20, Buffalo 19, at Tampa
1989	XXIV	San Francisco 55, Denver 10, at New Orleans
1988	XXIII	San Francisco 20, Cincinnati 16, at Miami
1987	XXII	Washington 42, Denver 10, at San Diego
1986	XXI	New York Giants 39, Denver 20, at Pasadena
1985	XX	Chicago 46, New England 10, at New Orleans
1984	XIX	San Francisco 38, Miami 16, at Palo Alto, Calif.
1983	XVIII	Los Angeles Raiders 38, Washington 9, at Tampa
1982	XVII	Washington 27, Miami 17, at Pasadena
1981	XVI	San Francisco 26, Cincinnati 21, at Detroit
1980	XV	Oakland 27, Philadelphia 10, at New Orleans
1979	XIV	Pittsburgh 31, Los Angeles 19, at Pasadena
1978	XIII	Pittsburgh 35, Dallas 31, at Miami
1977	XII	Dallas 27, Denver 10, at New Orleans
1976	XI	Oakland 32, Minnesota 14, at Pasadena
1975	X	Pittsburgh 21, Dallas 17, at Miami
1974	IX	Pittsburgh 16, Minnesota 6, at New Orleans
1973	VIII	Miami 24, Minnesota 7, at Houston
1972	VII	Miami 14, Washington 7, at Los Angeles
1971	VI	Dallas 24, Miami 3, at New Orleans
1970	V	Baltimore 16, Dallas 13, at Miami
1969	IV	Kansas City 23, Minnesota 7, at New Orleans
1968	III	New York Jets 16, Baltimore 7, at Miami
1967	II	Green Bay 33, Oakland 14, at Miami
1966	I	Green Bay 35, Kansas City 10, at Los Angeles

AFL/AFC CHAMPIONSHIP GAMES

2006	at Indianapolis 38, New England 34
2005	Pittsburgh 34, at Denver 17
2004	New England 41, at Pittsburgh 27
2003	at New England 24, Indianapolis 14
2002	at Oakland 41, Tennessee 24
2001	New England 24, at Pittsburgh 17
2000	Baltimore 16, at Oakland 3
1999	Tennessee 33, at Jacksonville 14
1998	at Denver 23, N.Y. Jets 10
1997	Denver 24, at Pittsburgh 21
1996	at New England 20, Jacksonville 6
1995	at Pittsburgh 20, Indianapolis 16
1994	San Diego 17, at Pittsburgh 13
1993	at Buffalo 30, Kansas City 13
1992	Buffalo 29, at Miami 10
1991	at Buffalo 10, Denver 7
1990	at Buffalo 51, L.A. Raiders 3
1989	at Denver 37, Cleveland 21
1988	at Cincinnati 21, Buffalo 10
1987	at Denver 38, Cleveland 33
1986	Denver 23, at Cleveland 20 (OT)
1985	New England 31, at Miami 14
1984	at Miami 45, Pittsburgh 28
1983	at L.A. Raiders 30, Seattle 14
1982	at Miami 14, New York Jets 0
1981	at Cincinnati 27, San Diego 7
1980	Oakland 34, at San Diego 27
1979	at Pittsburgh 27, Houston 13
1978	at Pittsburgh 34, Houston 5
1977	at Denver 20, Oakland 17
1976	at Oakland 24, Pittsburgh 7
1975	at Pittsburgh 16, Oakland 10
1974	Pittsburgh 24, at Oakland 13
1973	at Miami 27, Oakland 10
1972	Miami 21, at Pittsburgh 17
1971	at Miami 21, Baltimore 0
1970	at Baltimore 27, Oakland 17
1969	Kansas City 17, at Oakland 7
1968	at New York Jets 27, Oakland 23

1967	at Oakland 40, Houston 7
1966	Kansas City 31, at Buffalo 7
1965	Buffalo 23, at San Diego 0
1964	at Buffalo 20, San Diego 7
1963	at San Diego 51, Boston 10
1962	Dallas 20, at Houston 17 (OT)
1961	Houston 10, at San Diego 3
1960	at Houston 24, Los Angeles 16

NFL/NFC CHAMPIONSHIP GAMES

2006	at Chicago 39, New Orleans 14
2005	at Seattle 34, Carolina 14
2004	at Philadelphia 27, Atlanta 10
2003	Carolina 14, at Philadelphia 3
2002	Tampa Bay 27, at Philadelphia 10
2001	at St. Louis 29, Philadelphia 24
2000	at New York Giants 41, Minnesota 0
1999	at St. Louis 11, Tampa Bay 6
1998	Atlanta 30, at Minnesota 27 (OT)
1997	Green Bay 23, at San Francisco 10
1996	at Green Bay 30, Carolina 13
1995	at Dallas 38, Green Bay 27
1994	at San Francisco 38, Dallas 28
1993	at Dallas 38, San Francisco 21
1992	Dallas 30, at San Francisco 20
1991	at Washington 41, Detroit 10
1990	N.Y. Giants 15, at San Francisco 13
1989	at San Francisco 30, Los Angeles 3
1988	San Francisco 28, at Chicago 3
1987	at Washington 17, Minnesota 10
1986	at New York Giants 17, Washington 0
1985	at Chicago 24, Los Angeles Rams 0
1984	at San Francisco 23, Chicago 0
1983	at Washington 24, San Francisco 17
1982	at Washington 34, Dallas 17
1981	at San Francisco 28, Dallas 27
1980	at Philadelphia 20, Dallas 7
1979	Los Angeles 9, at Tampa Bay 0
1978	Dallas 28, at Los Angeles 0
1977	at Dallas 23, Minnesota 6
1976	at Minnesota 24, Los Angeles 13
1975	Dallas 37, at Los Angeles 7
1974	at Los Angeles 14, Los Angeles 10
1973	Minnesota 27, at Dallas 10
1972	at Washington 26, Dallas 3
1971	at Dallas 14, San Francisco 3
1970	Dallas 17, at San Francisco 10
1969	at Minnesota 27, Cleveland 7
1968	Baltimore 34, at Cleveland 0
1967	at Green Bay 21, Dallas 17
1966	Green Bay 34, at Dallas 27
1965	at Green Bay 23, Cleveland 12
1964	at Cleveland 27, Baltimore 0
1963	at Chicago 14, New York Giants 10
1962	Green Bay 16, at New York Giants 7
1961	at Green Bay 37, New York Giants 0
1960	at Philadelphia 17, Green Bay 13
1959	at Baltimore 31, New York Giants 16
1958	Baltimore 23, at New York Giants 17 (OT)
1957	at Detroit 59, Cleveland 14
1956	at New York Giants 47, Chicago 7
1955	Cleveland 38, at Los Angeles 14
1954	at Cleveland 56, Detroit 10
1953	at Detroit 17, Cleveland 16
1952	Detroit 17, at Cleveland 7
1951	at Los Angeles 24, Cleveland 17
1950	at Cleveland 30, Los Angeles 28
1949	Philadelphia 14, at Los Angeles 0
1948	at Philadelphia 7, Chicago Cardinals 0
1947	at Chicago Cardinals 28, Philadelphia 21
1946	Chicago Bears 24, at New York Giants 14
1945	at Cleveland Rams 15, Washington 14
1944	Green Bay 14, at New York Giants 7
1943	at Chicago Bears 41, Washington 21
1942	at Washington 14, Chicago Bears 6
1941	at Chicago Bears 37, New York Giants 9
1940	Chicago Bears 73, at Washington 0
1939	at Green Bay 27, New York Giants 0
1938	at New York Giants 23, Green Bay 17
1937	Washington 28, at Chicago Bears 21 at Polo Grounds, N.Y.
1936	Green Bay 21, Boston Redskins 6
1935	at Detroit Lions 26, New York Giants 7
1934	at N.Y. Giants 30, Chicago Bears 13
1933	at Chicago Bears 23, N.Y. Giants 21

FUTURE SUPER BOWLS

Super Bowl XLII	February 3, 2008.....University of Phoenix Stadium, Glendale, Ariz.
Super Bowl XLIII	February 1, 2009.....Raymond James Stadium, Tampa, Fla.
Super Bowl XLIV	February 7, 2010.....Dolphin Stadium, South Florida
Super Bowl XLV	February 6, 2011.....Cowboys Stadium, Arlington, Texas

GAMES IN EXTREME TEMPERATURES IN DENVER BRONCOS HISTORY

(Note – Many play-by-plays from 1960 to 1969 did not include weather information. Wind chill figures are included only when noted on the play-by-play.)

Coldest Games

Date	Game	Temp.	Wind Chill
Dec. 18, 1983	at Kansas City	0	-30
Dec. 17, 2000	at Kansas City	9	-1
Dec. 10, 1972	vs. San Diego	9	
Dec. 20, 1981	at Chicago	14	
Dec. 19, 2004	at Kansas City	15	-1
Nov. 23, 2003	vs. Chicago	18	8
Jan. 1, 1978	vs. Oakland	18	
Dec. 14, 1975	vs. Philadelphia	18	
Nov. 28, 2004	vs. Oakland	18	9
	Several tied at	20	

Warmest Games

Date	Game	Temp.
Sept. 23, 2001	at Arizona	103
Sept. 11, 1983	at Baltimore	99
Sept. 9, 1990	at Los Angeles Raiders	94
Sept. 12, 1993	vs. San Diego	91
Sept. 3, 1995	vs. Buffalo	91
Sept. 3, 1978	vs. Oakland	90
Sept. 1, 1996	vs. N.Y. Jets	90
Sept. 27, 1998	at Washington	90
Sept. 11, 2005	at Miami	89
Sept. 4, 1994	vs. San Diego	87
Sept. 8, 1985	at Los Angeles Rams	86
Oct. 3, 2004	at Tampa Bay	86

BRONCOS TRAINING CAMP SITES

1960-61	Colorado School of Mines.....	Golden, Colo.
1962-64	Colorado State University.....	Fort Collins, Colo.
1965-66	Colorado School of Mines.....	Golden, Colo.
1967-71	Broncos headquarters.....	Adams County, Colo.
1972-75	California Poly-Pomona.....	Pomona, Calif.
1976-81	Colorado State University.....	Fort Collins, Colo.
1982-2002	University of Northern Colorado.....	Greeley, Colo.
2003-07	Paul D. Bowlen Memorial Broncos Centre.....	Englewood, Colo.

BRONCOS ALL-TIME RECORD ON ARTIFICIAL TURF

Opponent	Stadium	Record	Postseason
Atlanta Falcons	Georgia Dome	1-0	
Baltimore Ravens	M&T Bank Stadium	0-1	
Buffalo Bills	Rich Stadium	5-6	0-1
Chicago Bears	Soldier Field	1-3	
Cincinnati Bengals	Riverfront Stadium/Paul Brown Stadium	3-4	
Dallas Cowboys	Texas Stadium/Superdome	2-2	0-1
Detroit Lions	Silverdome	2-2	
Houston Oilers	Astrodome	3-6	0-1
Indianapolis Colts	Hoosier Dome/RCA Dome	3-2	0-2
Kansas City Chiefs	Arrowhead Stadium	9-12	
Miami Dolphins	Orange Bowl	0-1	
Minnesota Vikings	Metrodome	2-3	
New England Patriots	Schaefer Stadium	0-2	
New Orleans Saints	Superdome	1-2	
New York Giants	Giants Stadium	1-3	
New York Jets	Giants Stadium	1-2	
Philadelphia Eagles	Veterans Stadium	1-4	
Pittsburgh Steelers	Three Rivers Stadium	5-4	1-1
San Francisco 49ers	Superdome		0-1
St. Louis Cardinals	Busch Stadium	0-0-1	
St. Louis Rams	Trans World Dome/Edward Jones Dome	0-2	
Seattle Seahawks	Seahawks/Kingdome/Husky Stadium	13-13	0-1
Total		53-74-1 (.418)	1-8 (.111)
Division record		21-25 (.457)	
Non-division record		32-49-1 (.396)	

MEDICAL GLOSSARY

AC Joint — Acromioclavicular joint; joint of the shoulder where acromion process of the scapula and the distal end of the clavicle meet; most shoulder separations occur at this point.

Abduct — Movement of any extremity away from the midline of the body. This action is achieved by an abductor muscle.

Abrasion — Any injury which rubs off the surface of the skin.

Abscess — An infection which produces pus; can be the result of a blister, callus, penetrating wound or laceration.

Adduct — Movement of an extremity toward the midline of the body. This action is achieved by an adductor muscle.

Adhesion — Abnormal adherence of collagen fibers to surrounding structures during immobilization following trauma or as a complication of surgery which restricts normal elasticity of the structures involved.

Aerobic — Exercise in which energy needed is supplied by oxygen inspired and is required for sustained periods of vigorous exercise with a continually high pulse rate.

Anabolic Steroids — Steroids that promote tissue growth by creating protein in an attempt to enhance muscle growth. The main anabolic steroid is testosterone (male sex hormone).

Anaerobic — Exercise without use of oxygen as an energy source; short bursts of vigorous exercises.

Anaphylactic Shock — Shock that is caused by an allergic reaction.

Anterior Compartment Syndrome — Condition in which swelling within the anterior compartment of the lower leg jeopardizes the viability of muscles, nerves and arteries that serve the foot. In severe cases, emergency surgery is necessary to relieve the swelling and pressure.

Anterior Cruciate Ligament (ACL) — A primary stabilizing ligament within the center of the knee joint that prevents hyperextension and excessive rotation of the joint. A complete tear of the ACL necessitating reconstruction could require up to 12 months of rehabilitation.

Anterior Talofibular Ligament — A ligament of the ankle that connects the fibula (lateral ankle bone) to the talus. This ligament is oft times subject to sprain.

Anti-Inflammatory — Any agent which prevents inflammation, such as aspirin or ibuprofen.

Anteriogram — A film demonstrating arteries after injection of a dye.

Arthrogram — X-ray technique for joints using air and/or dye injected into the affected area; useful in diagnosing meniscus tears of the knee and rotator cuff tears of the shoulder.

Arthroscope — An instrument used to visualize the interior of a joint cavity.

Arthroscopy — A surgical examination of the internal structures of a joint by means for viewing through an arthroscope. An arthroscopic procedure can be used to remove or repair damaged tissue or as a diagnostic procedure in order to inspect the extent of any damage or confirm a diagnosis.

Aspiration — The withdrawal of fluid from a body cavity by means of a suction or siphonage apparatus, such as a syringe.

Atrophy — To shrivel or shrink from disuse, as in muscular atrophy.

Avascular Necrosis — Death of a part due to lack of circulation.

Avulsion — The tearing away, forcibly, of a part or structure.

Baker's Cyst — Localized swelling of a bursa sac in the posterior knee as a result of fluid that has escaped from the knee capsule. A Baker's cyst indicates that there is a trauma inside the knee joint that leads to excessive fluid production.

Bone Scan — An imaging procedure in which a radioactive-labeled substance is injected into the body to determine the status of a bony injury. If the radioactive substance is taken up the bone at the injury site, the injury will show as a "hot spot" on the scan image. The bone scan is particularly useful in the diagnosis of stress fractures.

Brachial Plexus — Network of nerves originating from the cervical vertebrae and running down to the shoulder, arm, hand, and fingers.

Bruise — A discoloration of the skin due to an extravasation of blood into the underlying tissues.

Bursa — A fluid-filled sac that is located in areas where friction is likely to occur, then minimizes the friction; for example between a tendon and bone.

Capsule — An enclosing structure which surrounds the joint and contains ligaments which stabilize that joint.

Cartilage — Smooth, slippery substance preventing two ends of bones from rubbing together and grating.

CAT Scan — Use of a computer to produce a cross sectional view of the anatomical part being investigated from X-ray data.

Cellulitis — Inflammation of cellular or connective tissue.

Cervical Vertebrae — Group of seven vertebrae located in the neck

Charley Horse — A contusion or bruise to any muscle resulting in intramuscular bleeding. No other injury should be called a charley horse.

Colles' Fracture — A fracture of the distal end of the radius with the lower end being displaced backward.

Concentric Muscle Contraction — A shortening of the muscle as it develops tension and contracts to move a resistance.

Concussion — Jarring injury of the brain resulting in dysfunction. It can be graded as mild, moderate or severe depending on loss of consciousness, amnesia and loss of equilibrium.

Contusion — An injury to a muscle and tissues caused by a blow from a blunt object

Cortical Steroids — Used to suppress joint inflammation.

Costochondral — Cartilage that separates the bones within the rib cage.

Cryokinetics — Treatment with cold and movement.

Cryotherapy — A treatment with the use of cold.

Cyst — Abnormal sac containing liquid or semi-solid matter.

Degenerative Joint Disease — Changes in the joint surface as a result of repetitive trauma

Deltoid Ligament — Ligament that connects the tibia to bones of the medial aspect of the foot and is primarily responsible for stability of the ankle on the medial side. Is sprained less frequently than other ankle ligaments.

Deltoid Muscle — Muscles at top of the arm, just below the shoulder, responsible for shoulder motions to the front, side and back

Disc, Intervertebral — A flat, rounded plate between each vertebrae of the spine. The disc consists of a thick fiber ring which surrounds a soft gel-like interior. It functions as a cushion and shock absorber for the spinal column.

Disc, Intervertebral — A flat, rounded plate between each vertebrae of the spine. This disc consists of a thick fiber ring which surrounds a soft gel-like interior. It functions as a cushion and shock absorber for the spinal column.

Dislocation — Complete displacement of joint surfaces.

Eccentric Muscle Contraction — An overall lengthening of the muscles as it develops tension and contracts to control motion performed by an outside force; oft times referred to a "negative" contraction in weight training.

Ecymosis — Bleeding into the surface tissue below the skin, resulting in a "black and blue" effect

Edema — Accumulation of fluid in organs and tissues of the body; swelling.

MEDICAL GLOSSARY, CONT.

Effusion — Accumulation of fluid, in various spaces in the body, or the knee itself. Commonly, the knee has an effusion after an injury.

Electrical Galvanic Stimulation (EGS) — An electrical therapeutic modality that sends a current to the body at select voltages and frequencies in order to stimulate pain receptors, disperse edema, or neutralize muscle spasms among other functional applications.

Electromyogram (EMG) — Test to determine nerve function.

Epicondylitis — Inflammation in the elbow due to overuse.

Ethyl Chloride — “Cold spray,” a chemical coolant sprayed onto an injury site to produce a local, mild anesthesia.

Fat Percentage — The amount of body weight that is adipose, fat tissue. Fat percentages can be calculated by underwater weighing, measuring select skinfold thickness, or by analyzing electrical impedance.

Femur Thigh bone; longest bone in the body.

Fibula — Smaller of the two bones in the lower leg; runs from knee to the ankle along the outside of the lower leg.

Flexibility — The ability of muscle to relax and yield to stretch forces.

Flexibility Exercise — General term used to describe exercise performed by a player to passively or actively elongate soft tissue without the assistance of an athletic trainer.

Fracture — Breach of continuity of a bone. Types of fractures include simple, compound, comminuted, greenstick incomplete, impacted, longitudinal, oblique, stress, or transverse.

Gamekeeper’s Thumb — Tear of the ulnar collateral ligament of the metacarpophalangeal joint of the thumb.

Glycogen — Form in which foods are stored in the body as energy.

Grade One Injury — A mild injury in which ligament, tendon, or other musculoskeletal tissue may have been stretched or contused, but not torn or otherwise disrupted.

Grade Two Injury — A moderate injury when musculoskeletal tissue has been partially, but not totally, torn which causes appreciable limitation in function of the injured tissue.

Grade Three Injury — A severe injury in which tissue has been significantly, and in some cases totally, torn or otherwise disrupted causing a virtual total loss of function.

Hamstring — Category of muscle that runs from the buttocks to the knee along the back of the thigh. It functions to flex the knee, and is oft times injured as a result of improper conditioning or lack of muscle flexibility.

Heat Cramps — Painful muscle spasms of the arms or legs caused by excessive body heat and depletion of fluids and electrolytes.

Heat Exhaustion — Mild form of shock due to dehydration because of excessive sweating when exposed to heat and humidity.

Heat Stroke — Condition of rapidly rising internal body temperature that overwhelms the body’s mechanisms for release of heat and could result in death if not cared for appropriately.

Heel Cup — Orthotic device that is inserted into the shoe and worm under the heel to give support to the Achilles tendon and help absorb impacts at the heel.

Hematoma — Tumor-like mass produced by an accumulation of coagulated blood in a cavity.

Hot Pack — Chemical pack that rests in water, approximately 160 degrees, and retains its heat for 15-20 minutes when placed in a towel for general therapeutic application.

Humerus — Bone of the upper arm that runs from the shoulder to the elbow.

Hydrotherapy — Treatment using water.

Hyperextension — Extreme extension of a limb or body part

Iliotibial Band — A thick, wide fascial layer that runs from the iliac crest to the knee joint and is occasionally inflamed as a result of excessive running.

Inflammation — The body’s natural response to injury in which the injury site might display various degrees of pain, sweating, heat, redness, and/or loss of function.

Internal Rotation — Rotation of a joint or extremity medially, to the inside.

Lesion — Wound, injury or tumor.

Ligament — Band of fibrous tissue that connects bone to bone or bone to cartilage and supports and strengthens joints.

Lumbar Vertebrae — Five vertebrae of the lower back that articulate with the sacrum to form the lumbosacral joint

Magnetic Resonance Imaging (MRI) — Imaging procedure in which a radio frequency pulse causes certain electrical elements of the injured tissue to react to this pulse and through this process a computer display and permanent film establish a visual image. MRI does not require radiation and is very useful in the diagnosis of soft tissue, disc, and meniscus injuries.

Meniscectomy — An intra-articular surgical procedure of the knee by which all or part of the damaged meniscus is removed.

Meniscus — Crescent shaped cartilage, usually pertaining to the knee joint; also known as “cartilage.” There are two menisci in the knee, medial and lateral. These work to absorb weight within the knee and provide stability.

Metacarpals — Five long bones of the hand, running from the wrist to the fingers.

Metatarsals — Five long bones of the foot, running from the ankle to the toes.

Myositis — Inflammation of a muscle.

Necrotic — Relating to death of a portion of tissue.

Neoprene — Lightweight rubber used in joint and muscle sleeves designed to provide support and/or insulation and heat retention to the area.

Neuritis — Inflammation of a nerve.

Orthotic — Any device applied to or around the body in the care of physical impairment or disability, commonly used to control foot mechanics.

Parasthesia — Sensation of numbness or tingling, indicating nerve irritation.

Patella — The kneecap. The patella functions to protect the distal end of the femur as well as increase the mechanical advantage and force generating capacities of the quadriceps muscle group.

Patella Tendinitis — Inflammation of the patella ligament; also known as “jumpers knee.”

Patellofemoral Joint — Articulation of the knee cap and femur. Inflammation of this joint can occur through: 1) acute injury to the patella, 2) overuse from excessive running particularly if there is an associated knee weakness, 3) chronic wear and tear of the knee, 4) as a result of poor foot mechanics. Patellofemoral irritation can lead to chondromalacia, which in its most chronic condition, could require surgery.

Peroneal Muscles — Group of muscles of the lateral lower leg that are responsible for everting the knee. Tendons of these three muscles are vital to the stability of the ankle and foot.

Phalanx — Any bone of the fingers or toes; plural is phalanges.

Phlebitis — Inflammation of a vein.

Plica — Fold of tissue in the joint capsule and a common result of knee injury.

Posterior Cruciate Ligament (PCL) — A primary stabilizing ligament of the knee that provides significant stability and prevents displacement of the tibia backward within the knee joint. A complete tear of this ligament necessitating reconstruction could require up to 12 months of rehabilitation.

Quadricep Muscles “Quads” — A group of four muscles of the front thigh that run from the hip and form a common tendon at the patella; they are responsible for knee extension.

Radiography — Taking of X-rays.

Radius — Forearm bone on the thumb side.

Reconstruction — Surgical rebuilding of a joint using natural, artificial or transplanted materials.

Referred Pain — Pain felt in an undamaged area of body away from the actual injury.

Retraction — The moving of tissue to expose a part or structure of the body.

Rotator Cuff — Comprised of four muscles in the shoulder area that can be irritated by over use. The muscles are the supraspinatus (most commonly injured), infraspinatus, teres minor, and subscapularis.

Rotator Cuff Impingement Syndrome — A microtrauma or overuse injury caused by stress, and the four stages are: 1) Tendentious with temporary thickening of the bursa and rotator cuff; 2) Fiber dissociation in the tendon with permanent thickening of the bursa and scar formation; 3) A partial rotator cuff tear of less than 1 cm.; and 4) A complete tear of 1 cm. or more.

Sacrum — Group of five fused vertebrae located just below the lumbar vertebrae of the low back.

Scapula — Shoulder blade.

Sciatica — Irritation of the sciatic nerve resulting in pain or tingling running down the inside of the leg.

Sciatic Nerve — Major nerve that carries impulses for muscular action and sensations between the low back and thigh and lower leg; it is the longest nerve in the body.

Shin Splint — A catch-all syndrome describing pain in the skin that is not a fracture or tumor and cannot be defined otherwise.

Sorbothane — An energy absorbing polyurethane utilized in some foot orthotics to absorb shock forces of the foot.

Spasm (Theory) — Muscle soreness induced by exercise; is the result of reduced muscle blood flow, which results in pain.

Spleen — Large, solid organ responsible for the normal production and destruction of blood cells.

Spondylitis — Inflammation of one or more vertebrae.

Spondylolisthesis — Forward displacement of one vertebrae over another below it due to a developmental defect in the vertebrae.

Spondylosis — Abnormal vertebral fixation or immobility.

Sports hernia — Another name for athletic pubalgia, which is a chronic groin injury involving inflammation around the pelvis and groin musculature.

Sprain — Injury resulting from a stretch or twist of the joint and causes various degrees of stretch or tear of a ligament or other soft tissue at the joint.

Sternum — The breast bone.

Steroids — Any one of a large number of hormone-like substances. See Anabolic steroids and cortical steroids

Strain — Injury resulting from a pull or torsion to the muscle or tendon that causes various degrees of stretch or tear to the muscle or tendon tissue.

Stress Fracture — A hair-line type of break in a bone caused by overuse.

Stress X-ray — A continual X-ray taken when a portion of the body is stressed to its maximum in order to determine joint stability. This is a test utilized in some ankle injuries.

Stretching — Any therapeutic maneuver designed to elongate shortened soft tissue structures and thereby increase flexibility.

Subluxation — Partial dislocation of a joint. The term usually implies that the joint can return to its normal position without formal reduction.

Talus — The ankle bone that articulates with the tibia and fibula to form the ankle joint.

Target Heart Rate — A pre-determined pulse to be obtained during exercise when circulation is working at full efficient capacities.

Tarsals — Group of seven bones of the foot consisting of the calcaneus, talus, cuboid and three cuneiform bones.

Temporomandibular Joint (TMJ) — The articulation of the jaw and skull; considered by some to be vital in resolution of injuries throughout the body.

Tendinitis — Inflammation of the tendon and/or tendon sheath, caused by chronic overuse or sudden injury.

Tendon — Tissue that connects muscle to bone.

Tennis Elbow — General term for lateral elbow pain.

Thoracic — Group of twelve vertebrae located in the thorax and articulate with the twelve ribs.

Thoracic Outlet Compression Syndrome — A neuro-vascular disorder of the upper extremity common in throwing.

Tibia — Larger of the two bones of the lower leg and is the weight-bearing bone of the shin.

Tomograph — A special type of X-ray apparatus that demonstrates an organ or tissue at a particular depth.

Trachea — The windpipe.

Trascutaneous Electrical Nerve Stimulator (TENS) — An electrical modality that sends a mild current through pads at the injury site which stimulates the brain to release the natural analgesic, endorphin.

Transverse Process — Small lateral projection off the right side and left side of each vertebrae that functions as an attachment site for muscles and ligaments of the spine.

Trapezius — Flat triangular muscle covering the posterior surface of the neck and shoulder.

Triceps — Muscle of the back of the upper arm, primarily responsible for extending the elbow.

Ulna — Forearm bone that runs from the tip of the elbow to the little finger side of the wrist.

Ulnar Nerve — Nerve in elbow commonly irritated from excessive throwing.

Ultrasound — An electrical modality that transmits a sound wave through an applicator into the skin to the soft tissue in order to heat the local area for relaxing the injured tissue and/or disperse edema.

Valgus — Angulation outward and away from the midline of the body.

Varus — Angulation inward and toward the midline of the body.

Vasoconstriction — Decrease of local blood flow.

Vasodilation — Increase of local blood flow.

“Wind Knocked Out” — Syndrome describing a contraction of the abdominal nerve trunk, the solar plexus, as a result of an abdominal contusion.

Wrist — The junction between the two forearm bones (radius and ulna) and the eight wrist bones (trapezium, capitate, hamate, pisiform, triquetral, lunate and scaphoid).

Zygoma — The cheekbone.

MEDIA INFORMATION

The Broncos' media guide was prepared to assist in coverage of Denver's 2007 NFL season. Regarding game credentials, please contact:

REBECCA VILLANUEVA
Media Services Manager
Denver Broncos, 13655 Broncos Parkway,
Englewood, CO 80112
Villanueva Office Private — (303) 649-0598
Broncos Media Relations FAX — (303) 649-0562
Denver Broncos Switchboard — (303) 649-9000

OTHER PUBLIC RELATIONS CONTACTS:

JIM SACCOMANO: Vice President of Public Relations.....(303) 649-0572 / jim.saccomano@broncos.nfl.net
PAUL KIRK: Director of Media Relations.....(303) 649-0503 / paul.kirk@broncos.nfl.net
PATRICK SMYTH: Media Information Coordinator.....(303) 649-0536 / patrick.smyth@broncos.nfl.net
DAVE GAYLINN: Media Projects Coordinator.....(303) 649-0512 / dave.gaylinn@broncos.nfl.net
JASON TAYLOR: Graduate Intern.....(303) 649-0537 / jason.taylor@broncos.nfl.net
ZACH WILLIAMS: Graduate Intern.....(303) 649-0537 / zach.williams@broncos.nfl.net

The Broncos have a media Web site (www.denverbroncos.com/mediaroom) designed to serve the needs of all media who cover the club. The site contains the most up-to-date and complete information on the team, as well as a photo database for convenient download of high-resolution images. The media web-site also serves as the **primary means to request credentials for Broncos home games, through our online credentialing process.**

The Broncos do not deliver credentials by mail. Requests for game credentials must be formally made by Tuesday of the week of each home game, and may be picked up at the Media Will-Call window in the North tunnel of INVESCO Field at Mile High on game day. Should transmission facilities be required, please arrange for same through local representatives.

As a general rule, the Denver Broncos do not issue any types of press credentials to weekly newspapers or magazines, unless they are of national circulation on specific assignment.

It is understood that all credentials will be used for the purpose for which they were issued, without exception. Violation of this policy will subject the bearer to ejection from INVESCO Field at Mile High.

WORKING PRESS: Admittance to the Broncos' press box is restricted to the WORKING PRESS ONLY. Credentials are marked with individual identification. Passes are non-transferable.

PHOTOGRAPHERS: Photographers are asked to take special note of the following conditions for use of press credentials, as set by the National Football League:

NOTICE OF CREDENTIAL USE CONDITIONS

"This working credential is issued as a courtesy to an organization (the "Accredited Organization") for the sole purpose of providing stadium access to an individual (the "Bearer") who has a legitimate working function (media or game service) in connection with the game for which this credential is issued (the "Game"). **It is Non-Transferable.** Any unauthorized use of this credential subjects the Bearer to ejection from the stadium and prosecution for criminal trespass, and subjects the Accredited Organization to revocation of its credentials for future NFL games or events. The NFL is defined for the purposes of this credential to include the National Football League, its affiliates, its member clubs, and their agents and employees. The NFL, at its sole discretion, may revoke any Accredited Organization's or individual Bearer's credentials.

This credential (if issued for a media function) authorizes (i) the use by the Accredited Organization, solely for news and editorial coverage of the Game, of any descriptions (including statistical descriptions), accounts, photographs, films, audio or video recordings, or drawings of the Game or of any player interviews, press conferences, or other stadium activities related to the Game (collectively, "Game Information") taken, made, created, or compiled by the Accredited Organization or the Bearer, and (ii) the use by the Accredited Organization of any NFL or NFL club logos or trademarks (the "Marks") in connection with its authorized use of the Game Information. **Any other use or attempted use by the Bearer or the Accredited Organization of Game Information or Marks, including any distribution of Game Information to third parties other than ultimate consumers (e.g., newspaper readers) for their use (whether before or after the conclusion of the Game, and whether or not for editorial purposes) and any authorization of any third party to redistribute Game Information or to use any Marks, is expressly prohibited, unless the Accredited Organization has obtained the advance written permission of the NFL for such other use.** While a game is in progress, the Accredited Organization's and Bearer's distribution of textual information, audio reports and photographs must be time-delayed and/or limited in amount as set forth in the transmittal documents accompanying this working credential.

Accredited Organization agrees that Game Information taking the form of film, video, or digital video recordings ("Video Material") may be used only in connection with a regularly scheduled broadcast television newscast aired by the Accredited Organization within a seven-day period following the Game, and further agree that its use of Video Material in such newscasts shall not exceed (a) six (6) minutes of "same-day" post-game highlights on game days and (b) two (2) minutes of current-season highlights on any other day, or (c) if an Accredited Organization airs a continuous-loop news service, Video Material including more than seven (7) plays in any 15-minute segment or fourteen (14) plays in any 30-minute segment of such service. Use of Video Material in any other manner or on any other media distribution platform without the advance written permission of the NFL and, where applicable, NFL Productions LLC (d/b/a NFL Films) is expressly prohibited.

The Accredited Organization and the Bearer assume all risk incident to the performance by the Bearer of his or her services; assume all risk incident to attending NFL games; agree that the NFL has no responsibility for any equipment in use in the stadium; agree that they are not acting for the NFL in any manner whatsoever and are not employees or agents of the NFL; and agree to indemnify and hold harmless the NFL from and against all liability, loss, damage or expense resulting from or arising out of the issuance of this credential or the Bearer's presence in the stadium, except to the extent such liability, loss, damage or expense arises out of the willful or intentional misconduct of the NFL. The Bearer and his or her belongings may be searched upon entry into the stadium and the Bearer consents to such searches and waives any claims that he or she might have against the NFL in connection therewith. If the Bearer fails to consent to such searches, it is agreed and understood that he or she will be denied access to the stadium. Any Bearer who is deemed disorderly, or who fails to comply with these terms or any and all security measures, shall be subject to, if appropriate, ejection from the stadium and prosecution, and shall subject the Accredited Organization to revocation of its credentials for future NFL games or events.

Acceptance of the credential constitutes agreement by the Accredited Organization and the Bearer to abide by the foregoing conditions. Thank you for your cooperation."

Sideline photo passes will be tightly controlled by the Public Relations Department and are generally limited to photographers shooting for a major metropolitan daily newspaper, wire service, or magazine of national circulation on specific assignment. As a general rule, field photo passes used for still photography will not be granted locker room access postgame.

RADIO-TELEVISION: In making requests for broadcast credentials, please specify requirements for spotters and/or statisticians.

STADIUM ACCESS: To get to INVESCO Field at Mile High, which is located at 17th Avenue and Bryant Street, take Interstate 25 to the INVESCO Field at Mile High Exit (Southbound, it is the 23rd Ave. Exit; Northbound it is the 17th Avenue Exit). The press entrance and media will-call are located at the north tunnel of the stadium.

DRIVING INSTRUCTIONS TO INVESCO FIELD AT MILE HIGH FROM DENVER INTERNATIONAL AIRPORT: Exit airport on Pena Boulevard and continue to Interstate 70. Take Interstate 70 West to Interstate 25 South. Continue on I-25 South and exit at 23rd Ave. Go straight through the intersection onto a special frontage road, and then follow the directions to Lot H and I. **If you do not already have a parking pass in hand, you will not be able to gain access to the frontage road.**

DRIVING INSTRUCTIONS TO DENVER INTERNATIONAL AIRPORT FROM INVESCO FIELD AT MILE HIGH: Depending on your lot location, follow signs to Interstate 25 North. To do so you can take 20th Avenue East to Clay Street, turning left at Clay and proceeding to 23rd Avenue. Take a right at 23rd Avenue and continue to Interstate 25 entrances. Another route would be to follow Bryant Street (which runs north-south on the east side of the stadium) to 17th Avenue East, which will continue beneath an overpass and take you directly to I-25 North. Take I-25 North to I-70 East. Follow the signs to DIA. Please allow 45 minutes from INVESCO Field at Mile High to DIA.

TRANSMISSION FACILITIES: The Broncos provide 60 complimentary telephones in the visitors area of the working pressbox for use by members of the media. Only collect, credit card or third party billing calls can be made from these telephones. Should you wish a private telephone installed at your seat, please make arrangements in advance. The Broncos will be pleased to assign you a seat location and provide you with a contact for you to make the appropriate arrangements with the local telephone company.

POST-GAME TRANSPORTATION: Please advise Broncos PR personnel as soon as possible should you require transportation following the game. The amount of time you must wait will obviously decline as time goes by following the conclusion of the game. Should you wish to make your own arrangements, the numbers of local cab companies are 777-7777 and 333-3333.

DENVER BRONCOS HIGHLIGHT VIDEO

The Denver Broncos highlight video for the 2006 season is titled "Passing the Torch." It is available through NFL Films and can be obtained by calling (856) 778-1600. The NFL Films address is 330 Fellowship Road, Mt. Laurel, N.J. 08054.

**NATIONAL FOOTBALL LEAGUE
PUBLIC RELATIONS DIRECTORS**



AMERICAN FOOTBALL CONFERENCE

Baltimore — Kevin Byrne	(410) 654-6200
Buffalo — Scott Berchtold	(716) 648-1800
Cincinnati — Jack Brennan	(513) 621-3550
Cleveland — Bill Bonsiewicz	(440) 891-5000
Denver — Jim Saccomano	(303) 649-9000
Houston — Tony Wyllie	(832) 667-2000
Indianapolis — Craig Kelley	(317) 297-2658
Jacksonville — Dan Edwards	(904) 633-6000
Kansas City — Bob Moore	(816) 920-9300
Miami — Harvey Greene	(954) 452-7000
New England — Stacey James	(508) 543-8200
New York Jets — Bruce Speight	(516) 560-8100
Oakland — Mike Taylor	(510) 864-5000
Pittsburgh — Dave Lockett	(412) 432-7800
San Diego — Bill Johnston	(858) 874-4500
Tennessee — Robbie Bohren	(615) 565-4000



NATIONAL FOOTBALL CONFERENCE

Arizona — Mark Dalton	(602) 379-0101
Atlanta — Reggie Roberts	(770) 965-3115
Carolina — Charlie Dayton	(704) 358-7000
Chicago — Jim Christman	(847) 295-6600
Dallas — Rich Dalrymple	(972) 556-9900
Detroit — Matt Barnhart	(313) 216-4000
Green Bay — Jeff Blumb	(920) 569-7500
Minnesota — Bob Hagan	(952) 828-6500
New Orleans — Greg Bensel	(504) 733-0255
New York Giants — Pat Hanlon	(201) 935-8111
Philadelphia — Derek Boyko	(215) 463-2500
St. Louis — Rick Smith	(314) 982-7267
San Francisco — Aaron Salkin	(408) 562-4949
Seattle — Dave Pearson	(425) 827-9777
Tampa Bay — Jeff Kamis	(813) 870-2700
Washington — Chris Helein	(703) 726-7000

2007 NFL SCHEDULE

(ALL TIMES LOCAL AT GAME SITE)

WEEK ONE

Thursday, September 6

New Orleans at Indianapolis	8:30p (ET)
-----------------------------------	------------

Sunday, September 9

Denver at Buffalo	(CBS) 1:00p (ET)
Pittsburgh at Cleveland	1:00p (ET)
Philadelphia at Green Bay	12:00p (CT)
Kansas City at Houston	12:00p (CT)
Tennessee at Jacksonville	1:00p (ET)
Atlanta at Minnesota	12:00p (CT)
New England at N.Y. Jets	1:00p (ET)
Carolina at St. Louis	12:00p (CT)
Miami at Washington	1:00p (ET)
Detroit at Oakland	1:15p (PT)
Chicago at San Diego	1:15p (PT)
Tampa Bay at Seattle	1:15p (PT)
N.Y. Giants at Dallas	(NBC) 7:15p (CT)

Monday, September 10

Baltimore at Cincinnati	(ESPN) 7:00p (ET)
Arizona at San Francisco	(ESPN) 7:15p (PT)

WEEK TWO

Sunday, September 16

Houston at Carolina	1:00p (ET)
Cincinnati at Cleveland	1:00p (ET)
Atlanta at Jacksonville	1:00p (ET)
Green Bay at N.Y. Giants	1:00p (ET)
Buffalo at Pittsburgh	1:00p (ET)
San Francisco at St. Louis	12:00p (CT)
New Orleans at Tampa Bay	1:00p (ET)
Indianapolis at Tennessee	12:00p (CT)
Seattle at Arizona	1:05p (MST)
Minnesota at Detroit	4:05p (ET)
Dallas at Miami	4:05p (ET)
N.Y. Jets at Baltimore	4:15p (ET)
Kansas City at Chicago	3:15p (CT)
Oakland at Denver	(CBS) 2:15p (MT)
San Diego at New England	(NBC) 8:15p (ET)

Monday, September 17

Washington at Philadelphia	(ESPN) 8:30p (ET)
----------------------------------	-------------------

WEEK THREE

Sunday, September 23

Arizona at Baltimore	1:00p (ET)
San Diego at Green Bay	12:00p (CT)
Indianapolis at Houston	12:00p (CT)
Minnesota at Kansas City	12:00p (CT)
Buffalo at New England	1:00p (ET)
Miami at N.Y. Jets	1:00p (ET)
Detroit at Philadelphia	1:00p (ET)
San Francisco at Pittsburgh	1:00p (ET)
St. Louis at Tampa Bay	1:00p (ET)
Jacksonville at Denver	(CBS) 2:05p (MT)

Cleveland at Oakland	1:05p (PT)
Cincinnati at Seattle	1:05p (PT)
Carolina at Atlanta	4:15p (ET)
N.Y. Giants at Washington	4:15p (ET)
Dallas at Chicago	(NBC) 7:15p (ET)

Monday, September 24

Tennessee at New Orleans	(ESPN) 7:30p (CT)
--------------------------------	-------------------

WEEK FOUR

(Byes: Jacksonville, New Orleans, Tennessee, Washington)

Sunday, September 30

Houston at Atlanta	1:00p (ET)
N.Y. Jets at Buffalo	1:00p (ET)
Baltimore at Cleveland	1:00p (ET)
St. Louis at Dallas	12:00p (CT)
Chicago at Detroit	1:00p (ET)
Oakland at Miami	1:00p (ET)
Green Bay at Minnesota	12:00p (CT)
Tampa Bay at Carolina	4:05p (ET)
Seattle at San Francisco	1:05p (PT)
Pittsburgh at Arizona	1:15p (MST)
Denver at Indianapolis	(CBS) 4:15p (ET)
Kansas City at San Diego	1:15p (PT)
Philadelphia at N.Y. Giants	(NBC) 8:15p (ET)

Monday, October 1

New England at Cincinnati	(ESPN) 8:30p (ET)
---------------------------------	-------------------

WEEK FIVE

(Byes: Cincinnati, Minnesota, Oakland, Philadelphia)

Sunday, October 7

Miami at Houston	12:00p (CT)
Jacksonville at Kansas City	12:00p (CT)
Cleveland at New England	1:00p (ET)
Carolina at New Orleans	12:00p (CT)
N.Y. Jets at N.Y. Giants	1:00p (ET)
Seattle at Pittsburgh	1:00p (ET)
Arizona at St. Louis	12:00p (CT)
Atlanta at Tennessee	12:00p (CT)
Detroit at Washington	1:00p (ET)
Tampa Bay at Indianapolis	4:05p (ET)
San Diego at Denver	(CBS) 2:15p (MT)
Baltimore at San Francisco	1:15p (PT)
Chicago at Green Bay	(NBC) 7:15p (CT)

Monday, October 8

Dallas at Buffalo	(ESPN) 8:30p (ET)
-------------------------	-------------------

WEEK SIX

(Byes: Buffalo, Denver, Detroit, Indianapolis, Pittsburgh, San Francisco)

Sunday, October 14

St. Louis at Baltimore	1:00p (ET)
Minnesota at Chicago	12:00p (CT)
Miami at Cleveland	1:00p (ET)

Washington at Green Bay	12:00p (CT)
Houston at Jacksonville	1:00p (ET)
Cincinnati at Kansas City	12:00p (CT)
Philadelphia at N.Y. Jets	1:00p (ET)
Tennessee at Tampa Bay	1:00p (ET)
Carolina at Arizona	1:05p (MST)
New England at Dallas	3:15p (PT)
Oakland at San Diego	1:15p (PT)
New Orleans at Seattle	(NBC) 5:15p (PT)

Monday, October 15

N.Y. Giants at Atlanta	(ESPN) 8:30p (ET)
------------------------------	-------------------

WEEK SEVEN

(Byes: Carolina, Cleveland, Green Bay, San Diego)

Sunday, October 21

Baltimore at Buffalo	1:00p (ET)
Minnesota at Dallas	12:00p (CT)
Tampa Bay at Detroit	1:00p (ET)
Tennessee at Houston	12:00p (CT)
New England at Miami	1:00p (ET)
San Francisco at N.Y. Giants	1:00p (ET)
Atlanta at New Orleans	12:00p (CT)
Arizona at Washington	1:00p (ET)
N.Y. Jets at Cincinnati	4:05p (ET)
Kansas City at Oakland	1:05p (PT)
Chicago at Philadelphia	4:15p (ET)
St. Louis at Seattle	1:15p (PT)
Pittsburgh at Denver	(NBC) 6:15p (MT)

Monday, October 22

Indianapolis at Jacksonville	(ESPN) 8:30p (ET)
------------------------------------	-------------------

WEEK EIGHT

(Byes: Arizona, Atlanta, Baltimore, Dallas, Kansas City, Seattle)

Sunday, October 28

Indianapolis at Carolina	1:00p (ET)
Detroit at Chicago	12:00p (CT)
Pittsburgh at Cincinnati	1:00p (ET)
N.Y. Giants at Miami (London)	(FOX) 5:00p (GMT)
Philadelphia at Minnesota	12:00p (CT)
Cleveland at St. Louis	12:00p (CT)
Oakland at Tennessee	12:00p (CT)
Buffalo at N.Y. Jets	4:05p (ET)
Houston at San Diego	1:05p (PT)
Jacksonville at Tampa Bay	4:05p (ET)
Washington at New England	4:15p (ET)
New Orleans at San Francisco	(NBC) 1:15p (PT)

Monday, October 29

Green Bay at Denver	(ESPN) 6:30p (MT)
----------------------------------	--------------------------

WEEK NINE

(Byes: Chicago, Miami, N.Y. Giants, St. Louis)

Sunday, November 4

San Francisco at Atlanta	1:00p (ET)
Cincinnati at Buffalo	1:00p (ET)
Denver at Detroit	(CBS) 1:00p (ET)
Green Bay at Kansas City	12:00p (CT)
San Diego at Minnesota	12:00p (CT)
Jacksonville at New Orleans	12:00p (CT)

Washington at N.Y. Jets	1:00p (ET)
Arizona at Tampa Bay	1:00p (ET)
Carolina at Tennessee	12:00p (CT)
Seattle at Cleveland	4:05p (ET)
New England at Indianapolis	4:15p (ET)
Houston at Oakland	1:15p (PT)
Dallas at Philadelphia	(NBC) 8:15p (ET)

Monday, November 5

Baltimore at Pittsburgh	(ESPN) 8:30p (ET)
-------------------------------	-------------------

WEEK TEN

Sunday, November 11

Atlanta at Carolina	1:00p (ET)
Minnesota at Green Bay	12:00p (CT)
Denver at Kansas City	(CBS) 12:00p (CT)
Buffalo at Miami	1:00p (ET)
St. Louis at New Orleans	12:00p (CT)
Cleveland at Pittsburgh	1:00p (ET)
Jacksonville at Tennessee	12:00p (CT)
Philadelphia at Washington	1:00p (ET)
Cincinnati at Baltimore	4:05p (ET)
Detroit at Arizona	2:15p (MT)
Dallas at N.Y. Giants	4:15p (ET)
Chicago at Oakland	1:15p (PT)
Indianapolis at San Diego	(NBC) 5:15p (PT)

Monday, November 12

San Francisco at Seattle	(ESPN) 5:30p (PT)
--------------------------------	-------------------

WEEK ELEVEN

Sunday, November 18

Tampa Bay at Atlanta	1:00p (ET)
Cleveland at Baltimore	1:00p (ET)
New England at Buffalo	1:00p (ET)
Arizona at Cincinnati	1:00p (ET)
Washington at Dallas	12:00p (CT)
Carolina at Green Bay	12:00p (CT)
New Orleans at Houston	12:00p (CT)
Kansas City at Indianapolis	1:00p (ET)
San Diego at Jacksonville	1:00p (ET)
Oakland at Minnesota	12:00p (CT)
Pittsburgh at N.Y. Jets	1:00p (ET)
Miami at Philadelphia	1:00p (ET)
N.Y. Giants at Detroit	4:15p (ET)
St. Louis at San Francisco	1:15p (PT)
Chicago at Seattle *	(NBC) 5:15p (PT)

Monday, November 19

Tennessee at Denver	(ESPN) 6:30p (MT)
----------------------------------	--------------------------

WEEK TWELVE

Thursday, November 22

Green Bay at Detroit	(FOX) 12:30p (ET)
N.Y. Jets at Dallas	(CBS) 3:15p (CT)
Indianapolis at Atlanta	(NFLN) 8:15p (ET)

Sunday, November 25

New Orleans at Carolina	1:00p (ET)
Denver at Chicago	(CBS) 12:00p (CT)

Tennessee at Cincinnati	1:00p (ET)
Houston at Cleveland	1:00p (ET)
Buffalo at Jacksonville	1:00p (ET)
Oakland at Kansas City	12:00p (CT)
Minnesota at N.Y. Giants	1:00p (ET)
Seattle at St. Louis	12:00p (CT)
Washington at Tampa Bay	1:00p (ET)
San Francisco at Arizona	2:05p (MT)
Baltimore at San Diego	1:15p (PT)
Philadelphia at New England *	(NBC) 8:15p (ET)

Monday, November 26

Miami at Pittsburgh	(ESPN) 8:30p (ET)
---------------------------	-------------------

WEEK THIRTEEN

Thursday, November 29

Green Bay at Dallas	(NFLN) 7:15p (CT)
---------------------------	-------------------

Sunday, December 2

San Francisco at Carolina	1:00p (ET)
Jacksonville at Indianapolis	1:00p (ET)
San Diego at Kansas City	12:00p (CT)
N.Y. Jets at Miami	1:00p (ET)
Detroit at Minnesota	12:00p (CT)
Tampa Bay at New Orleans	12:00p (CT)
Seattle at Philadelphia	1:00p (ET)
Atlanta at St. Louis	12:00p (CT)
Houston at Tennessee	12:00p (CT)
Buffalo at Washington	1:00p (ET)
Cleveland at Arizona	2:05p (MT)
Denver at Oakland	(CBS) 1:05p (PT)
N.Y. Giants at Chicago	3:15p (CT)
Cincinnati at Pittsburgh *	(NBC) 8:15p (ET)

Monday, December 3

New England at Baltimore	(ESPN) 8:30p (ET)
--------------------------------	-------------------

WEEK FOURTEEN

Thursday, December 6

Chicago at Washington	(NFLN) 8:15p (ET)
-----------------------------	-------------------

Sunday, December 9

Miami at Buffalo	1:00p (ET)
St. Louis at Cincinnati	1:00p (ET)
Dallas at Detroit	1:00p (ET)
Oakland at Green Bay	12:00p (CT)
Tampa Bay at Houston	12:00p (CT)
Carolina at Jacksonville	1:00p (ET)
Pittsburgh at New England	1:00p (ET)
N.Y. Giants at Philadelphia	1:00p (ET)
San Diego at Tennessee	12:00p (CT)
Minnesota at San Francisco	1:05p (PT)
Arizona at Seattle	1:05p (PT)
Kansas City at Denver	(CBS) 2:15p (MT)
Cleveland at N.Y. Jets	4:15p (ET)
Indianapolis at Baltimore *	(NBC) 8:15p (ET)

Monday, December 10

New Orleans at Atlanta	(ESPN) 8:30p (ET)
------------------------------	-------------------

WEEK FIFTEEN

Thursday, December 13

Denver at Houston	(NFLN) 7:15p (CT)
--------------------------------	--------------------------

Saturday, December 15

Cincinnati at San Francisco	(NFLN) 5:15p (PT)
-----------------------------------	-------------------

Sunday, December 16

Seattle at Carolina	1:00p (ET)
Buffalo at Cleveland	1:00p (ET)
Tennessee at Kansas City	12:00p (CT)
Baltimore at Miami	1:00p (ET)
N.Y. Jets at New England	1:00p (ET)
Arizona at New Orleans	12:00p (CT)
Jacksonville at Pittsburgh	1:00p (ET)
Green Bay at St. Louis	12:00p (CT)
Atlanta at Tampa Bay	1:00p (ET)
Indianapolis at Oakland	1:05p (PT)
Philadelphia at Dallas	3:15p (PT)
Detroit at San Diego	1:15p (PT)
Washington at N.Y. Giants *	(NBC) 8:15p (ET)

Monday, December 17

Chicago at Minnesota	(ESPN) 7:30p (CT)
----------------------------	-------------------

WEEK SIXTEEN

Thursday, December 20

Pittsburgh at St. Louis	(NFLN) 7:15p (CT)
-------------------------------	-------------------

Saturday, December 22

Dallas at Carolina	(NFLN) 8:15p (ET)
--------------------------	-------------------

Sunday, December 23

N.Y. Giants at Buffalo	1:00p (ET)
Green Bay at Chicago	12:00p (CT)
Cleveland at Cincinnati	1:00p (ET)
Kansas City at Detroit	1:00p (ET)
Houston at Indianapolis	1:00p (ET)
Oakland at Jacksonville	1:00p (ET)
Washington at Minnesota	12:00p (CT)
Miami at New England	1:00p (ET)
Philadelphia at New Orleans	12:00p (CT)
Atlanta at Arizona	2:05p (MT)
Baltimore at Seattle	1:15p (PT)
N.Y. Jets at Tennessee	3:15p (CT)
Tampa Bay at San Francisco *	(NBC) 5:15p (PT)

Monday, December 24

Denver at San Diego	(ESPN) 5:00p (PT)
----------------------------------	--------------------------

WEEK SEVENTEEN

Saturday, December 29

New England at N.Y. Giants	(NFLN) 8:15p (ET)
----------------------------------	-------------------

Sunday, December 30

Seattle at Atlanta	1:00p (ET)
Pittsburgh at Baltimore	1:00p (ET)
New Orleans at Chicago	12:00p (CT)
San Francisco at Cleveland	1:00p (ET)
Detroit at Green Bay	12:00p (CT)
Jacksonville at Houston	12:00p (CT)

Tennessee at Indianapolis	1:00p (ET)
Cincinnati at Miami	1:00p (ET)
Buffalo at Philadelphia	1:00p (ET)
Carolina at Tampa Bay	1:00p (ET)
Dallas at Washington	1:00p (ET)
St. Louis at Arizona	2:15p (MT)
Minnesota at Denver	(FOX) 2:15p (MT)
San Diego at Oakland	1:15p (PT)
Kansas City at N.Y. Jets *	(NBC) 8:15p (ET)

* — Sunday night games in Weeks 11-17 subject to change via the league's Flexible Scheduling Policy.

2007 NFL PRESEASON SCHEDULE

HALL OF FAME WEEKEND

Sunday, August 5

Pittsburgh at New Orleans	(NFLN) 8:00p (ET)
---------------------------	-------------------

WEEK ONE

Thursday, August 9

Indianapolis at Dallas	(FOX) 7:00p (CT)
Cincinnati at Detroit	7:30p (ET)

Friday, August 10

Buffalo at New Orleans	(CBS) 7:00p (ET)
Atlanta at N.Y. Jets	7:00p (ET)
New England at Tampa Bay	7:30p (ET)
St. Louis at Minnesota	7:00p (CT)

Saturday, August 11

Washington at Tennessee	(NFLN) 7:00p (CT)
Green Bay at Pittsburgh	7:30p (ET)
Jacksonville at Miami	7:30p (ET)
Kansas City at Cleveland	7:30p (ET)
Carolina at N.Y. Giants	8:00p (ET)
Chicago at Houston	7:00p (CT)
Arizona at Oakland	7:00p (PT)

Sunday, August 12

Seattle at San Diego	(NBC) 5:00p (PT)
----------------------	------------------

Monday, August 13

Denver at San Francisco	(ESPN) 5:00p (PT)
Philadelphia at Baltimore	7:00p (ET)

WEEK TWO

Thursday, August 16

Miami at Kansas City	(ESPN) 7:00p (CT)
----------------------	-------------------

Friday, August 17

Minnesota at N.Y. Jets	(FOX) 8:00p (ET)
Atlanta at Buffalo	7:00p (ET)
Carolina at Philadelphia	7:00p (ET)
Tennessee at New England	8:00p (ET)

Saturday, August 18

San Diego at St. Louis	(CBS) 7:00p (CT)
------------------------	------------------

Houston at Arizona	1:00p (MST)
Detroit at Cleveland	7:00p (ET)
New Orleans at Cincinnati	7:30p (ET)
Tampa Bay at Jacksonville	7:30p (ET)
Denver at Dallas	7:00p (CT)
Pittsburgh at Washington	8:00p (ET)
Seattle at Green Bay	7:00p (CT)
Oakland at San Francisco	7:00p (PT)

Sunday, August 19

N.Y. Giants at Baltimore	(NBC) 8:00p (ET)
--------------------------	------------------

Monday, August 20

Chicago at Indianapolis	(ESPN) 8:00p (ET)
-------------------------	-------------------

WEEK THREE

Thursday, August 23

Jacksonville at Green Bay	(FOX) 7:00p (CT)
New Orleans at Kansas City	7:30p (ET)

Friday, August 24

New England at Carolina	(CBS) 8:00p (ET)
Tennessee at Buffalo	7:00p (ET)
St. Louis at Oakland	7:00p (PT)

Saturday, August 25

Detroit at Indianapolis	7:00p (ET)
Tampa Bay at Miami	7:30p (ET)
Baltimore at Washington	8:00p (ET)
Dallas at Houston	7:00p (CT)
N.Y. Jets at N.Y. Giants	8:00p (ET)
San Francisco at Chicago	7:00p (CT)
Minnesota at Seattle	6:00p (PT)
Cleveland at Denver	7:00p (MT)
San Diego at Arizona	7:00p (MST)

Sunday, August 26

Philadelphia at Pittsburgh	(NBC) 8:00p (ET)
----------------------------	------------------

Monday, August 27

Cincinnati at Atlanta	(ESPN) 8:00p (ET)
-----------------------	-------------------

WEEK FOUR

Thursday, August 30

Buffalo at Detroit	7:00p (ET)
N.Y. Giants at New England	7:30p (ET)
N.Y. Jets at Philadelphia	7:30p (ET)
Washington at Jacksonville	7:30p (ET)
Cleveland at Chicago	7:00p (CT)
Dallas at Minnesota	7:00p (CT)
Green Bay at Tennessee	7:00p (CT)
Houston at Tampa Bay	8:00p (ET)
Kansas City at St. Louis	7:00p (CT)
Miami at New Orleans	7:00p (CT)
Pittsburgh at Carolina	8:00p (ET)
Arizona at Denver	7:00p (MT)
Oakland at Seattle	7:00p (PT)
San Francisco at San Diego	7:00p (PT)

Friday, August 31

Baltimore at Atlanta	7:30p (ET)
Indianapolis at Cincinnati	7:30p (ET)

POSTSEASON

Saturday, January 5, 2008

AFC and NFC Wild Card Playoffs (NBC)

Sunday, January 6, 2008

AFC and NFC Wild Card Playoffs (CBS and FOX)

Saturday, January 12, 2008

AFC and NFC Divisional Playoffs (CBS and FOX)

Sunday, January 13, 2008

AFC and NFC Divisional Playoffs (CBS and FOX)

Sunday, January 20, 2008

AFC and NFC Championship Games (CBS and FOX)

Sunday, February 3, 2008

Super Bowl XLII at University of Phoenix Stadium, Glendale, Ariz. (FOX)

Saturday, February 10, 2008

AFC-NFC Pro Bowl in Honolulu (FOX)

2007 AFC-NFC INTERCONFERENCE GAMES

WEEK ONE — SEPT. 6-10

New Orleans at Indianapolis (9/6)	8:30p (ET)
Miami at Washington (9/9)	1:00p (ET)
Detroit at Oakland (9/9)	1:15p (PT)
Chicago at San Diego (9/9)	1:15p (PT)

WEEK TWO — SEPT. 16-17

Houston at Carolina (9/16)	1:00p (ET)
Atlanta at Jacksonville (9/16)	1:00p (ET)
Dallas at Miami	4:05p (9/16) (ET)
Kansas City at Chicago (9/16)	3:15p (CT)

WEEK THREE — SEPT. 23-24

Arizona at Baltimore (9/23)	1:00p (ET)
San Diego at Green Bay (9/23)	12:00p (CT)
Minnesota at Kansas City (9/23)	12:00p (CT)
San Francisco at Pittsburgh (9/23)	1:00p (ET)
Cincinnati at Seattle (9/23)	1:05p (PT)
Tennessee at New Orleans (9/24)	(ESPN) 7:30p (CT)

WEEK FOUR — SEPT. 30-OCT. 1

Houston at Atlanta (9/30)	1:00p (ET)
Pittsburgh at Arizona (9/30)	1:15p (MST)

WEEK FIVE — OCT. 7-8

N.Y. Jets at N.Y. Giants (10/7)	1:00p (ET)
Seattle at Pittsburgh (10/7)	1:00p (ET)
Atlanta at Tennessee (10/7)	12:00p (CT)
Tampa Bay at Indianapolis (10/7)	4:05p (ET)
Baltimore at San Francisco (10/7)	1:15p (PT)
Dallas at Buffalo (10/8)	(ESPN) 8:30p (ET)

WEEK SIX — OCT. 14-15

St. Louis at Baltimore (10/14)	1:00p (ET)
Philadelphia at N.Y. Jets (10/14)	1:00p (ET)
Tennessee at Tampa Bay (10/14)	1:00p (ET)
New England at Dallas (10/14)	3:15p (CT)

WEEK SEVEN — OCT. 21-22

NO INTERCONFERENCE GAMES SCHEDULED

WEEK EIGHT — OCT. 28-29

Indianapolis at Carolina (10/28)	1:00p (ET)
N.Y. Giants at Miami (London)(10/28)	(FOX) 5:00p (GMT)
Cleveland at St. Louis (10/28)	12:00p (CT)
Jacksonville at Tampa Bay (10/28)	4:05p (ET)
Washington at New England (10/28)	4:15p (ET)
Green Bay at Denver (10/29)	(ESPN) 6:30p (MT)

WEEK NINE — NOV. 4-5

Denver at Detroit (11/4)	(CBS) 1:00p (ET)
Green Bay at Kansas City (11/4)	12:00p (CT)
San Diego at Minnesota (11/4)	12:00p (CT)
Jacksonville at New Orleans (11/4)	12:00p (CT)
Washington at N.Y. Jets (11/4)	1:00p (ET)
Carolina at Tennessee (11/4)	12:00p (CT)
Seattle at Cleveland (11/4)	4:05p (ET)

WEEK TEN — NOV. 11-12

Chicago at Oakland (11/11)	1:15p (PT)
----------------------------	------------

WEEK ELEVEN — NOV. 18-19

Arizona at Cincinnati (11/18)	1:00p (ET)
New Orleans at Houston (11/18)	12:00p (CT)
Oakland at Minnesota (11/18)	12:00p (CT)
Miami at Philadelphia (11/18)	1:00p (ET)

WEEK TWELVE — NOV. 22-26

N.Y. Jets at Dallas (11/22)	(CBS) 3:15p (CT)
Indianapolis at Atlanta (11/22)	(NFLN) 8:15p (ET)
Denver at Chicago (11/25)	(CBS) 12:00p (CT)
Philadelphia at New England *	(11/25)(NBC) 8:15p (ET)

WEEK THIRTEEN — NOV. 29-DEC. 3

Buffalo at Washington (12/2)	1:00p (ET)
Cleveland at Arizona (12/2)	2:05p (MT)

WEEK FOURTEEN — DEC. 6-10

St. Louis at Cincinnati (12/9)	1:00p (ET)
Oakland at Green Bay (12/9)	12:00p (CT)
Tampa Bay at Houston (12/9)	12:00p (CT)
Carolina at Jacksonville (12/9)	1:00p (ET)

WEEK FIFTEEN — DEC. 13-17

Cincinnati at San Francisco (12/15)	(NFLN) 5:15p (PT)
Detroit at San Diego (12/16)	1:15p (PT)

WEEK SIXTEEN — DEC. 20-24

Pittsburgh at St. Louis (12/20)	(NFLN) 7:15p (CT)
N.Y. Giants at Buffalo (12/23)	1:00p (ET)
Kansas City at Detroit (12/23)	1:00p (ET)
Baltimore at Seattle (12/23)	1:15p (PT)

WEEK SEVENTEEN — DEC. 29-30

New England at N.Y. Giants (12/29)	(NFLN) 8:15p (ET)
San Francisco at Cleveland (12/30)	1:00p (ET)
Buffalo at Philadelphia (12/30)	1:00p (ET)
Minnesota at Denver (12/30)	(FOX) 2:15p (MT)

2007 NATIONAL TELEVISION GAMES

REGULAR SEASON

Thursday, Sept. 6	New Orleans at Indianapolis	8:30 p.m. ET (NBC)
Sunday, Sept. 9	Chicago at San Diego	1:15 p.m. PT (FOX)
	N.Y. Giants at Dallas	7:15 p.m. CT (NBC)
Monday, Sept. 10	Baltimore at Cincinnati	7:00 p.m. ET (ESPN)
	Arizona at San Francisco	7:15 p.m. PT (ESPN)
Sunday, Sept. 16	Kansas City at Chicago	3:15 p.m. CT (CBS)
	San Diego at New England	8:15 p.m. ET (NBC)
Monday, Sept. 17	Washington at Philadelphia	8:30 p.m. ET (ESPN)
Sunday, Sept. 23	N.Y. Giants at Washington	4:15 p.m. ET (FOX)
	Dallas at Chicago	7:15 p.m. CT (NBC)
Monday, Sept. 24	Tennessee at New Orleans	7:30 p.m. CT (ESPN)
Sunday, Sept. 30	Denver at Indianapolis	4:15 p.m. ET (CBS)
	Philadelphia at N.Y. Giants	8:15 p.m. ET (NBC)
	New England at Cincinnati	8:30 p.m. ET (ESPN)
Monday, Oct. 1	San Diego at Denver	2:15 p.m. MT (CBS)
Sunday, Oct. 7	Chicago at Green Bay	7:15 p.m. CT (NBC)
	Dallas at Buffalo	8:30 p.m. ET (ESPN)
Monday, Oct. 8	New England at Dallas	3:15 p.m. CT (CBS)
Sunday, Oct. 14	New Orleans at Seattle	5:15 p.m. PT (NBC)
	N.Y. Giants at Atlanta	8:30 p.m. ET (ESPN)
Monday, Oct. 15	Chicago at Philadelphia	4:15 p.m. ET (FOX)
Sunday, Oct. 21	Pittsburgh at Denver	6:15 p.m. MT (NBC)
	Indianapolis at Jacksonville	8:30 p.m. ET (ESPN)
Monday, Oct. 22	Washington at New England	4:15 p.m. ET (FOX)
Sunday, Oct. 28	Green Bay at Denver	6:30 p.m. MT (ESPN)
Monday, Oct. 29	New England at Indianapolis	4:15 p.m. ET (CBS)
Sunday, Nov. 4	Dallas at Philadelphia	8:15 p.m. ET (NBC)
	Baltimore at Pittsburgh	8:30 p.m. ET (ESPN)
Monday, Nov. 5	Dallas at N.Y. Giants	4:15 p.m. ET (FOX)
Sunday, Nov. 11	Indianapolis at San Diego	5:15 p.m. PT (NBC)
	San Francisco at Seattle	5:30 p.m. PT (ESPN)
Monday, Nov. 12	To be determined	4:15 p.m. ET (FOX)
Sunday, Nov. 18	Chicago at Seattle	5:15 p.m. PT (NBC)*
	Tennessee at Denver	6:30 p.m. MT (ESPN)
Monday, Nov. 19	Green Bay at Detroit	12:30 p.m. ET (FOX)
Thursday, Nov. 22	N.Y. Jets at Dallas	3:15 p.m. CT (CBS)
	Indianapolis at Atlanta	8:15 p.m. ET (NFL Network)
Sunday, Nov. 25	Baltimore at San Diego	1:15 p.m. PT (CBS)
	Philadelphia at New England	8:15 p.m. ET (NBC)*
Monday, Nov. 26	Miami at Pittsburgh	8:30 p.m. (ESPN)
Thursday, Nov. 29	Green Bay at Dallas	7:15 p.m. (NFL Network)
Sunday, Dec. 2	N.Y. Giants at Chicago	3:15 p.m. CT (FOX)
	Cincinnati at Pittsburgh	8:15 p.m. ET (NBC)*
Monday, Dec. 3	New England at Baltimore	8:30 p.m. ET (ESPN)
Thursday, Dec. 6	Chicago at Washington	8:15 p.m. ET (NFL Network)
Sunday, Dec. 9	To be determined	4:15 p.m. ET (CBS)
	Indianapolis at Baltimore	8:15 p.m. ET (NBC)*
Monday, Dec. 10	New Orleans at Atlanta	8:30 p.m. ET (ESPN)
Thursday, Dec. 13	Denver at Houston	7:15 p.m. CT (NFL Network)
Saturday, Dec. 15	Cincinnati at San Francisco	5:15 p.m. PT (NFL Network)
Sunday, Dec. 16	Philadelphia at Dallas	3:15 p.m. CT (FOX)
	Washington at N.Y. Giants	8:15 p.m. ET (NBC)*
Monday, Dec. 17	Chicago at Minnesota	7:30 p.m. CT (ESPN)
Thursday, Dec. 20	Pittsburgh at St. Louis	7:15 p.m. CT (NFL Network)
Saturday, Dec. 22	Dallas at Carolina	8:15 p.m. ET (NFL Network)
Sunday, Dec. 23	To be determined	4:15 p.m. ET (CBS)
	Tampa Bay at San Francisco	5:15 p.m. (NBC)*
Monday, Dec. 24	Denver at San Diego	5:00 p.m. (ESPN)
Saturday, Dec. 29	New England at N.Y. Giants	8:15 p.m. ET (NFL Network)
Sunday, Dec. 30	To be determined	(CBS and FOX)
	Kansas City at N.Y. Jets	8:15 p.m. ET (NBC)*

* - Sunday night games in Weeks 11-17 subject to change due to the flexible scheduling policy.

2007 PRIME TIME TELEVISION GAMES

REGULAR SEASON

Thursday, Sept. 6	New Orleans at Indianapolis	8:30 p.m. ET (NBC)
Sunday, Sept. 9	N.Y. Giants at Dallas	7:15 p.m. CT (NBC)
Monday, Sept. 10	Baltimore at Cincinnati	7:00 p.m. ET (ESPN)
	Arizona at San Francisco	7:15 p.m. PT (ESPN)
Sunday, Sept. 16	San Diego at New England	8:15 p.m. ET (NBC)
Monday, Sept. 17	Washington at Philadelphia	8:30 p.m. ET (ESPN)
Sunday, Sept. 23	Dallas at Chicago	7:15 p.m. CT (NBC)
Monday, Sept. 24	Tennessee at New Orleans	7:30 p.m. CT (ESPN)
Sunday, Sept. 30	Philadelphia at N.Y. Giants	8:15 p.m. ET (NBC)
Monday, Oct. 1	New England at Cincinnati	8:30 p.m. ET (ESPN)
Sunday, Oct. 7	Chicago at Green Bay	7:15 p.m. CT (NBC)
Monday, Oct. 8	Dallas at Buffalo	8:30 p.m. ET (ESPN)
Sunday, Oct. 14	New Orleans at Seattle	5:15 p.m. PT (NBC)
Monday, Oct. 15	N.Y. Giants at Atlanta	8:30 p.m. ET (ESPN)
Sunday, Oct. 21	Pittsburgh at Denver	6:15 p.m. MT (NBC)
Monday, Oct. 22	Indianapolis at Jacksonville	8:30 p.m. ET (ESPN)
Monday, Oct. 29	Green Bay at Denver	6:30 p.m. MT (ESPN)
Sunday, Nov. 4	Dallas at Philadelphia	8:15 p.m. ET (NBC)
Monday, Nov. 5	Baltimore at Pittsburgh	8:30 p.m. ET (ESPN)
Sunday, Nov. 11	Indianapolis at San Diego	5:15 p.m. PT (NBC)
Monday, Nov. 12	San Francisco at Seattle	5:30 p.m. PT (ESPN)
Sunday, Nov. 18	Chicago at Seattle	5:15 p.m. PT (NBC)*
Monday, Nov. 19	Tennessee at Denver	6:30 p.m. MT (ESPN)
Thursday, Nov. 22	Indianapolis at Atlanta	8:15 p.m. ET (NFL Network)
Sunday, Nov. 25	Philadelphia at New England	8:15 p.m. ET (NBC)*
Monday, Nov. 26	Miami at Pittsburgh	8:30 p.m. (ESPN)
Thursday, Nov. 29	Green Bay at Dallas	7:15 p.m. (NFL Network)
Sunday, Dec. 2	Cincinnati at Pittsburgh	8:15 p.m. ET (NBC)*
Monday, Dec. 3	New England at Baltimore	8:30 p.m. ET (ESPN)
Thursday, Dec. 6	Chicago at Washington	8:15 p.m. ET (NFL Network)
Sunday, Dec. 9	Indianapolis at Baltimore	8:15 p.m. ET (NBC)*
Monday, Dec. 10	New Orleans at Atlanta	8:30 p.m. ET (ESPN)
Thursday, Dec. 13	Denver at Houston	7:15 p.m. CT (NFL Network)
Saturday, Dec. 15	Cincinnati at San Francisco	5:15 p.m. PT (NFL Network)
Sunday, Dec. 16	Washington at N.Y. Giants	8:15 p.m. ET (NBC)*
Monday, Dec. 17	Chicago at Minnesota	7:30 p.m. CT (ESPN)
Thursday, Dec. 20	Pittsburgh at St. Louis	7:15 p.m. CT (NFL Network)
Saturday, Dec. 22	Dallas at Carolina	8:15 p.m. ET (NFL Network)
Sunday, Dec. 23	Tampa Bay at San Francisco	5:15 p.m. (NBC)*
Monday, Dec. 24	Denver at San Diego	5:00 p.m. (ESPN)
Saturday, Dec. 29	New England at N.Y. Giants	8:15 p.m. ET (NFL Network)
Sunday, Dec. 30	Kansas City at N.Y. Jets	8:15 p.m. ET (NBC)*

* - Sunday night games in Weeks 11-17 subject to change due to the flexible scheduling policy.

2006 BRONCOS IN PRIME TIME

The Broncos posted a 3-3 record in night games during the 2006 season. Denver won three consecutive prime-time games in 2006, defeating the New England Patriots 17-7 on NBC's *Sunday Night Football* at Gillette Stadium on Sept. 24, the Baltimore Ravens 13-3 on Oct. 9 on ESPN's *Monday Night Football* at INVESCO Field at Mile High and the Oakland Raiders 13-3 on a Sunday night contest at home on Oct. 15.

2007 DENVER BRONCOS COMPOSITE SCHEDULE



Wk.	1 - at Buffalo (9/9)	2 - vs. Oakland (9/16)	3 - vs. Jacksonville (9/23)	4 - at Indianapolis (9/30)	5 - vs. San Diego (10/7)	6 - vs. Pittsburgh (10/21)	7 - vs. Green Bay (10/29)	8 - at Detroit (11/4)
1	Sept. 9 vs. Denver Sept. 16 at Pittsburgh	Sept. 9 vs. Detroit Sept. 16 at Denver	Sept. 9 vs. Tennessee Sept. 16 vs. Atlanta	Sept. 6 vs. N.O. (Thu.) Sept. 16 at Tennessee	Sept. 9 vs. Chicago Sept. 16 at New England	Sept. 9 vs. Cleveland Sept. 16 vs. Buffalo	Sept. 9 vs. Philadelphia Sept. 16 at N.Y. Giants	Sept. 9 vs. Oakland Sept. 16 vs. Minnesota
2	Sept. 23 at New England	Sept. 23 vs. Cleveland Sept. 30 at Miami	Sept. 23 at Denver Sept. 30 BYE WEEK	Sept. 23 at Houston Sept. 30 vs. Denver	Sept. 23 at Green Bay Sept. 30 vs. Kansas City	Sept. 23 vs. San Francisco Sept. 30 at Arizona	Sept. 23 vs. San Diego Sept. 30 vs. Chicago	Sept. 23 at Philadelphia Sept. 30 vs. Chicago
3	Sept. 30 vs. N.Y. Jets Oct. 8 vs. Dallas (Mon.)	Oct. 7 BYE WEEK	Oct. 7 at Kansas City	Oct. 7 vs. Tampa Bay	Oct. 7 at Denver	Oct. 7 vs. Seattle	Oct. 7 at Washington	Oct. 7 at Washington
4	Oct. 14 BYE WEEK	Oct. 14 at San Diego	Oct. 14 vs. Houston	Oct. 14 BYE WEEK	Oct. 14 vs. Oakland	Oct. 14 BYE WEEK	Oct. 14 vs. Washington	Oct. 14 BYE WEEK
5	Oct. 21 vs. Baltimore	Oct. 21 at Kansas City	Oct. 21 vs. Ind. (Mon.)	Oct. 22 at Jac. (Mon.)	Oct. 21 BYE WEEK	Oct. 21 at Denver	Oct. 21 BYE WEEK	Oct. 21 vs. Tampa Bay
6	Oct. 28 at N.Y. Jets	Oct. 28 at Tennessee	Oct. 28 at Tampa Bay	Oct. 28 at Carolina	Oct. 28 vs. Houston	Oct. 28 at Cincinnati	Oct. 29 at Denver (Mon.)	Oct. 28 at Chicago
7	Nov. 4 vs. Cincinnati	Nov. 4 vs. Houston	Nov. 4 at New Orleans	Nov. 4 vs. New England	Nov. 4 at Minnesota	Nov. 5 vs. Bal. (Mon.)	Nov. 4 at Kansas City	Nov. 4 vs. Denver
8	Nov. 11 at Miami	Nov. 11 at Chicago	Nov. 11 at Tennessee	Nov. 11 at San Diego	Nov. 11 vs. Indianapolis	Nov. 11 vs. Cleveland	Nov. 11 vs. Minnesota	Nov. 11 at Arizona
9	Nov. 18 vs. New England	Nov. 18 at Minnesota	Nov. 18 vs. San Diego	Nov. 18 vs. Kansas City	Nov. 18 at Jacksonville	Nov. 18 at N.Y. Jets	Nov. 18 vs. Carolina	Nov. 18 vs. N.Y. Giants
10	Nov. 25 at Jacksonville	Nov. 25 at Kansas City	Nov. 25 vs. Buffalo	Nov. 22 at Atlanta (Thu.)	Nov. 25 vs. Baltimore	Nov. 26 vs. Miami (Mon.)	Nov. 22 at Detroit (Thu.)	Nov. 22 vs. G.B. (Thu.)
11	Dec. 2 at Washington	Dec. 2 vs. Denver	Dec. 2 at Indianapolis	Dec. 2 vs. Jacksonville	Dec. 2 at Kansas City	Dec. 2 vs. Cincinnati	Nov. 29 at Dallas (Thu.)	Dec. 2 at Minnesota
12	Dec. 9 vs. Miami	Dec. 9 at Green Bay	Dec. 9 vs. Carolina	Dec. 9 at Baltimore	Dec. 9 at Tennessee	Dec. 9 at New England	Dec. 9 vs. Oakland	Dec. 9 vs. Dallas
13	Dec. 16 at Cleveland	Dec. 16 vs. Indianapolis	Dec. 16 at Pittsburgh	Dec. 16 at Oakland	Dec. 16 vs. Detroit	Dec. 16 vs. Jacksonville	Dec. 16 at St. Louis	Dec. 16 at San Diego
14	Dec. 23 vs. N.Y. Giants	Dec. 23 at Jacksonville	Dec. 23 vs. Oakland	Dec. 23 vs. Houston	Dec. 24 vs. Denver (Mon.)	Dec. 20 at St. Louis (Thu.)	Dec. 23 vs. Kansas City	Dec. 23 vs. Kansas City
15	Dec. 30 at Philadelphia	Dec. 30 vs. San Diego	Dec. 30 at Houston	Dec. 30 vs. Tennessee	Dec. 30 at Oakland	Dec. 30 at Baltimore	Dec. 30 vs. Detroit	Dec. 30 at Green Bay
16	Dec. 30 at Kansas City (11/11)	10 - vs. Tennessee (11/19)	11 - at Chicago (11/25)	12 - at Oakland (12/2)	13 - vs. Kansas City (12/9)	14 - at Houston (12/13)	15 - at San Diego (12/24)	16 - vs. Minnesota (12/30)
1	Sept. 9 at Houston	Sept. 9 at Jacksonville	Sept. 9 at San Diego	Sept. 9 vs. Detroit	Sept. 9 at Houston	Sept. 9 vs. Kansas City	Sept. 9 vs. Chicago	Sept. 9 vs. Atlanta
2	Sept. 16 at Chicago	Sept. 16 vs. Indianapolis	Sept. 16 vs. Kansas City	Sept. 16 at Denver	Sept. 16 at Chicago	Sept. 16 at Carolina	Sept. 16 at New England	Sept. 16 at Detroit
3	Sept. 23 vs. Minnesota	Sept. 24 at N.O. (Mon.)	Sept. 23 vs. Dallas	Sept. 23 vs. Cleveland	Sept. 23 vs. Minnesota	Sept. 23 vs. Indianapolis	Sept. 23 at Green Bay	Sept. 23 at Kansas City
4	Sept. 30 at San Diego	Sept. 30 BYE WEEK	Sept. 30 at Detroit	Sept. 30 at Miami	Sept. 30 at San Diego	Sept. 30 at Atlanta	Sept. 30 vs. Green Bay	Sept. 30 vs. Green Bay
5	Oct. 7 vs. Jacksonville	Oct. 7 vs. Atlanta	Oct. 7 at Green Bay	Oct. 7 BYE WEEK	Oct. 7 vs. Jacksonville	Oct. 7 vs. Miami	Oct. 7 at Denver	Oct. 7 BYE WEEK
6	Oct. 14 vs. Cincinnati	Oct. 14 at Tampa Bay	Oct. 14 vs. Minnesota	Oct. 14 at San Diego	Oct. 14 vs. Cincinnati	Oct. 14 at Jacksonville	Oct. 14 vs. Oakland	Oct. 14 at Chicago
7	Oct. 21 at Oakland	Oct. 21 at Houston	Oct. 21 at Philadelphia	Oct. 21 vs. Kansas City	Oct. 21 at Oakland	Oct. 21 vs. Tennessee	Oct. 21 BYE WEEK	Oct. 21 at Dallas
8	Oct. 28 BYE WEEK	Oct. 28 vs. Oakland	Oct. 28 vs. Detroit	Oct. 28 at Tennessee	Oct. 28 BYE WEEK	Oct. 28 at San Diego	Oct. 28 vs. Houston	Oct. 28 vs. Philadelphia
9	Nov. 4 vs. Green Bay	Nov. 4 vs. Carolina	Nov. 4 BYE WEEK	Nov. 4 vs. Houston	Nov. 4 vs. Green Bay	Nov. 4 at Oakland	Nov. 4 at Minnesota	Nov. 4 vs. San Diego
10	Nov. 11 vs. Denver	Nov. 11 vs. Jacksonville	Nov. 11 at Oakland	Nov. 11 at Chicago	Nov. 11 vs. Denver	Nov. 11 BYE WEEK	Nov. 11 at Indianapolis	Nov. 11 at Green Bay
11	Nov. 18 at Indianapolis	Nov. 19 at Denver (Mon.)	Nov. 18 at Seattle	Nov. 18 at Minnesota	Nov. 18 at Indianapolis	Nov. 18 vs. New Orleans	Nov. 18 at Jacksonville	Nov. 18 vs. Oakland
12	Nov. 25 vs. Oakland	Nov. 25 at Cincinnati	Nov. 25 vs. N.Y. Giants	Nov. 25 at Kansas City	Nov. 25 vs. Oakland	Nov. 25 at Cleveland	Nov. 25 vs. Baltimore	Nov. 25 at N.Y. Giants
13	Dec. 2 vs. San Diego	Dec. 2 vs. Houston	Dec. 2 vs. N.Y. Giants	Dec. 2 vs. Denver	Dec. 2 vs. San Diego	Dec. 2 at Tennessee	Dec. 2 at Kansas City	Dec. 2 vs. Detroit
14	Dec. 9 at Denver	Dec. 9 vs. San Diego	Dec. 6 at Wash. (Thu.)	Dec. 9 at Green Bay	Dec. 9 at Denver	Dec. 9 vs. Tampa Bay	Dec. 9 at Tennessee	Dec. 9 at San Francisco
15	Dec. 16 vs. Tennessee	Dec. 16 at Kansas City	Dec. 17 at Min. (Mon.)	Dec. 16 vs. Indianapolis	Dec. 16 vs. Tennessee	Dec. 16 vs. Detroit	Dec. 16 vs. Detroit	Dec. 17 vs. Chicago (Mon.)
16	Dec. 23 at Detroit	Dec. 23 vs. N.Y. Jets	Dec. 23 vs. Green Bay	Dec. 23 at Jacksonville	Dec. 23 at Detroit	Dec. 23 at Indianapolis	Dec. 24 vs. Den. (Mon.)	Dec. 23 vs. Washington
17	Dec. 30 at N.Y. Jets	Dec. 30 at Indianapolis	Dec. 30 vs. New Orleans	Dec. 30 vs. San Diego	Dec. 30 at N.Y. Jets	Dec. 30 vs. Jacksonville	Dec. 30 at Oakland	Dec. 30 at Denver

2007 PROMOTIONAL DATES

Fans in attendance at the following 2007 Denver Broncos home games will receive special promotional items when they enter INVESCO Field at Mile High:

DATE	OPPONENT	PROMOTIONAL ITEM	DISTRIBUTION
Sept. 16	Oakland	Magnetic Schedules courtesy of Bud Light	All fans 21 and over
Sept. 23	Jacksonville	Alumni Keepsakes courtesy of U.S. Bank	All fans
Oct. 7	San Diego	License Plate Frames courtesy of Comcast	1st 50,000 fans
Oct. 21	Pittsburgh	Posters courtesy of Coca-Cola	All fans
Oct. 29	Green Bay	Calendars courtesy of Oroweat	1st 30,000 fans
Nov. 19	Tennessee	Beanies courtesy of Denver Mattress Company	1st 30,000 fans
Dec. 9	Kansas City	Bottle Openers courtesy of Coors Light	1st 50,000 fans 21 and over
Dec. 30	Minnesota	Team photos courtesy of 7-Eleven	All fans

All promotional dates are tentative and subject to change without notice.

NOTES